11N40SISO_Ant1_5510

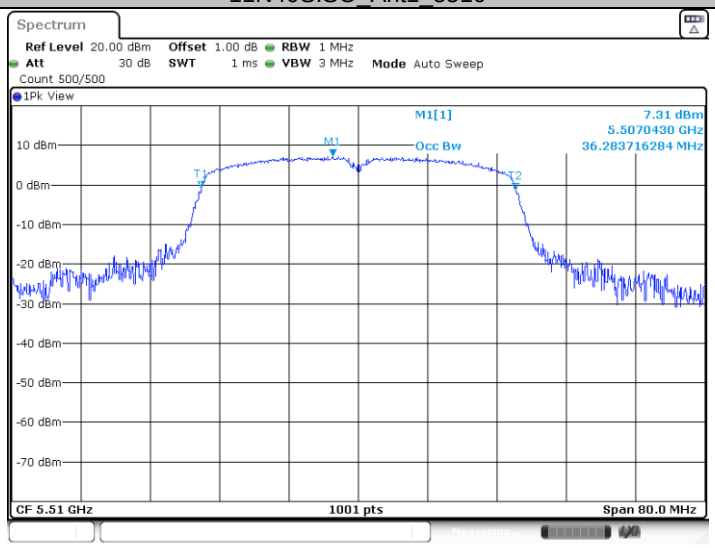

Date: 1.JUN.2022 10:22:28

11N40SISO_Ant1_5550

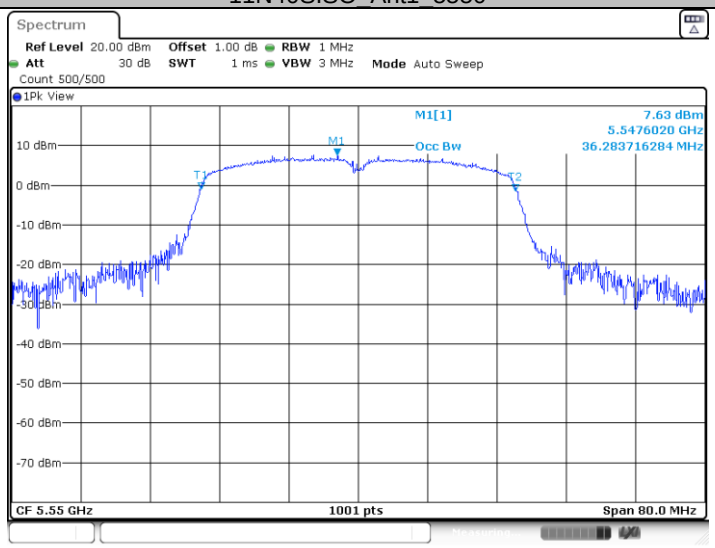

Date: 1.JUN.2022 10:24:38

11N40SISO_Ant1_5670

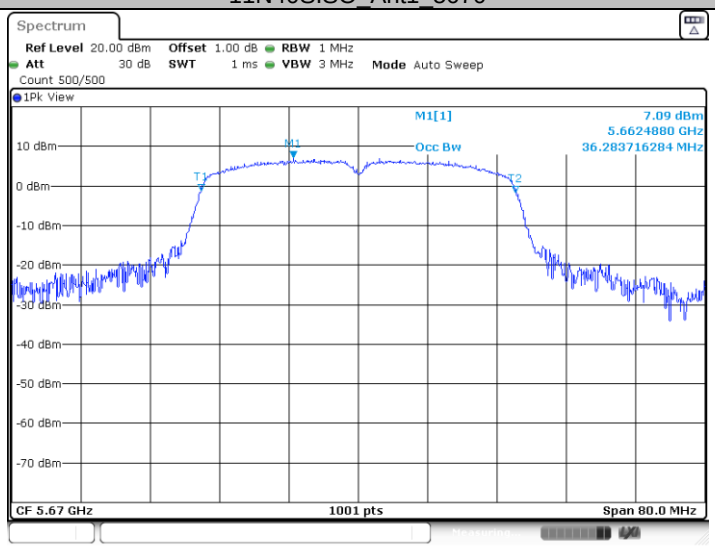

Date: 1.JUN.2022 10:26:49

11N40SISO_Ant1_5710

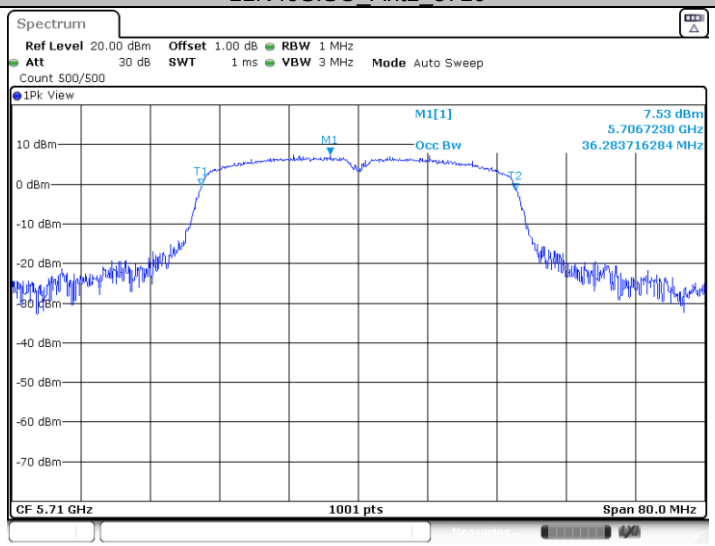

Date: 1.JUN.2022 10:29:03

11N40SISO_Ant1_5755

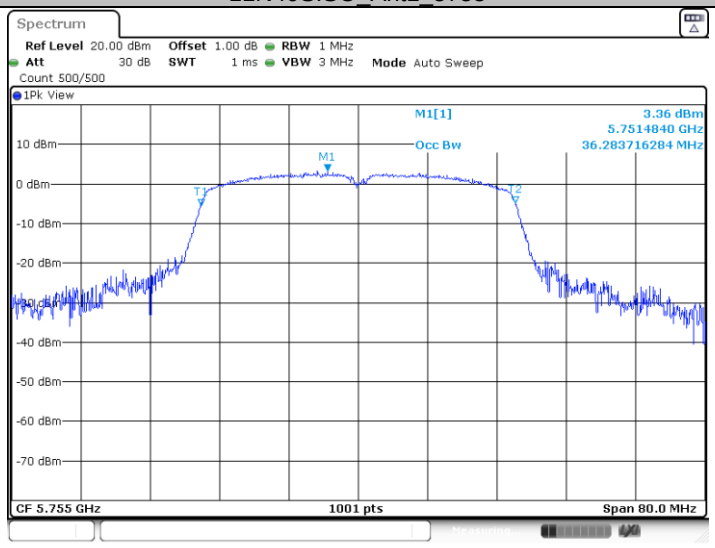

Date: 1.JUN.2022 10:31:44

11N40SISO_Ant1_5795

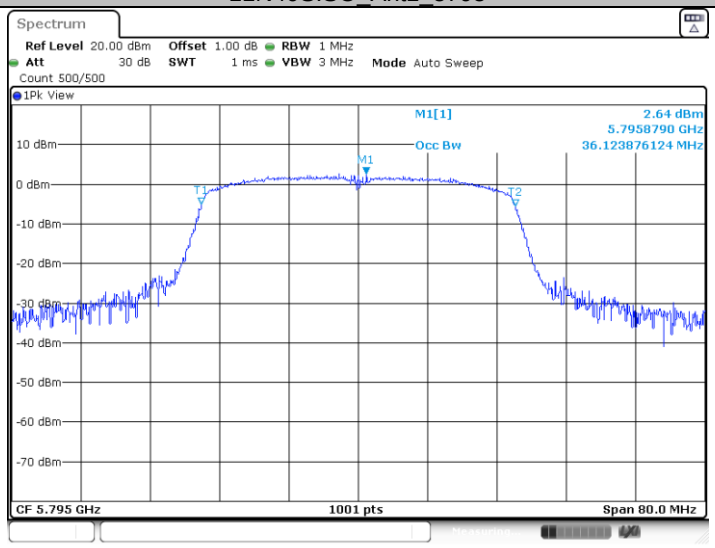

Date: 1.JUN.2022 10:33:54

11AC20SISO_Ant1_5180

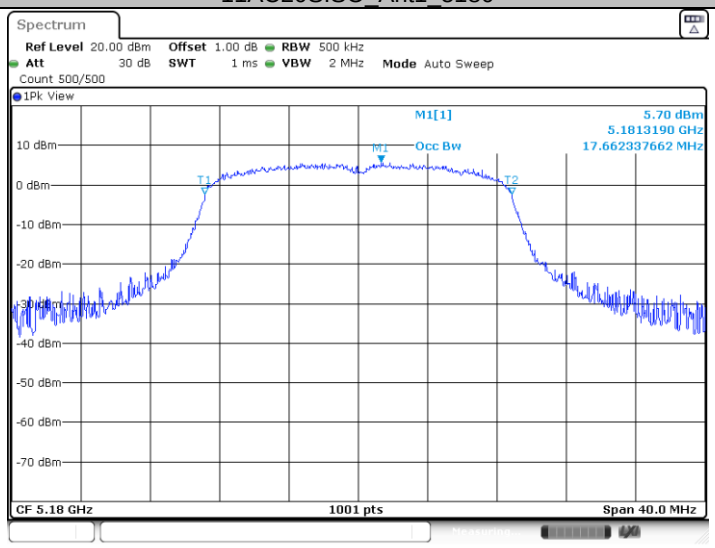

Date: 1.JUN.2022 10:37:02

11AC20SISO_Ant1_5200

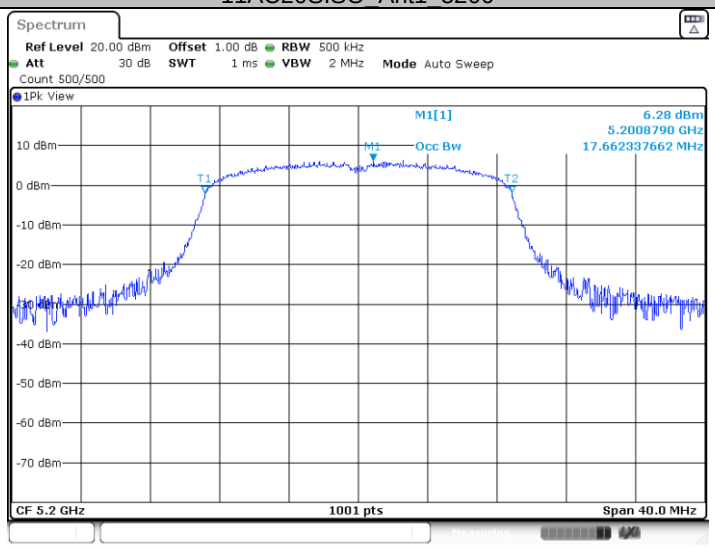

Date: 1.JUN.2022 10:39:27

11AC20SISO_Ant1_5240

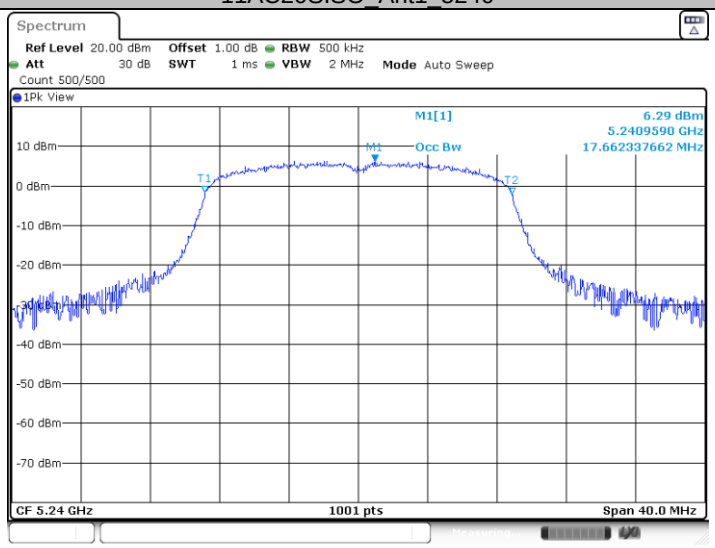

Date: 1.JUN.2022 10:41:09

11AC20SISO_Ant1_5260

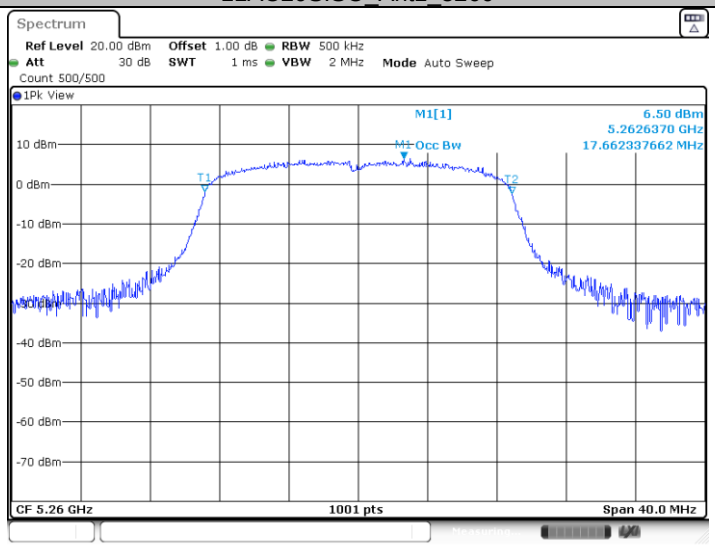

Date: 1.JUN.2022 10:42:44

11AC20SISO_Ant1_5280

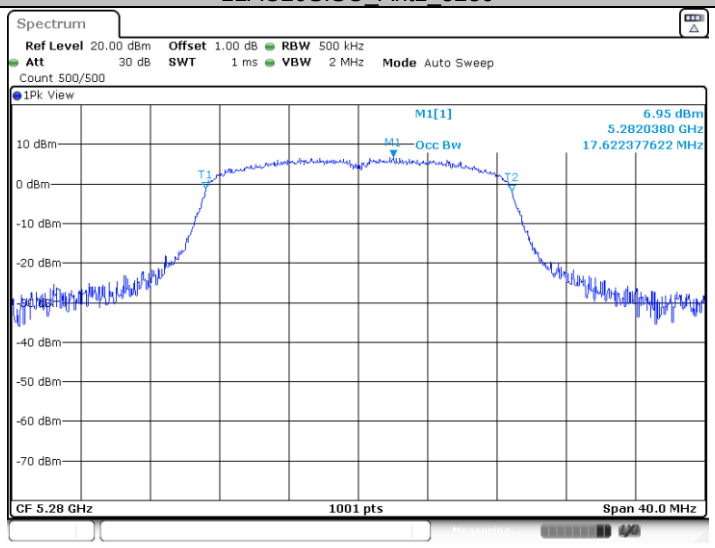

Date: 1.JUN.2022 10:44:22

11AC20SISO_Ant1_5320

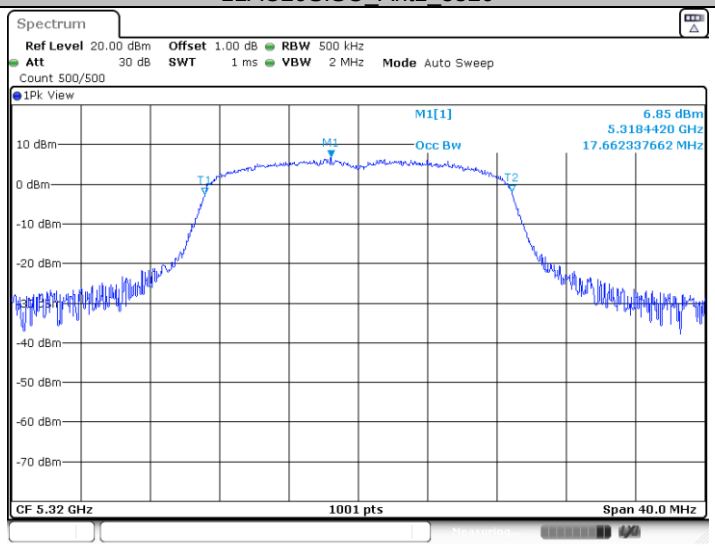

Date: 1.JUN.2022 10:46:12

11AC20SISO_Ant1_5500

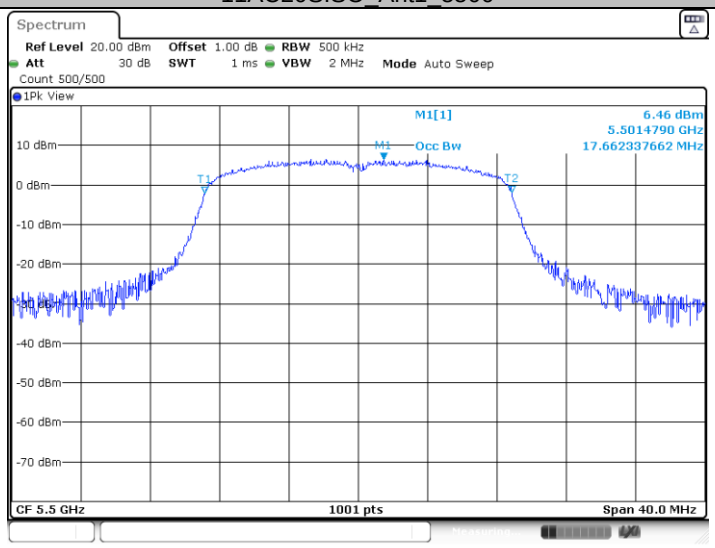

11AC20SISO_Ant1_5580

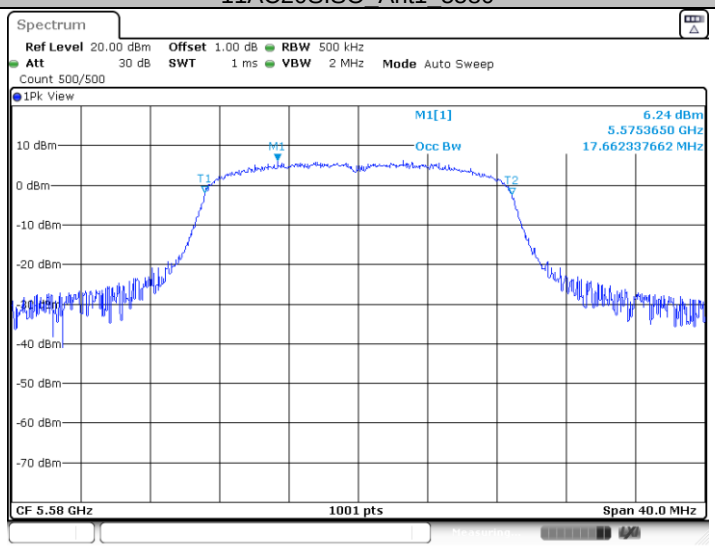

11AC20SISO_Ant1_5700

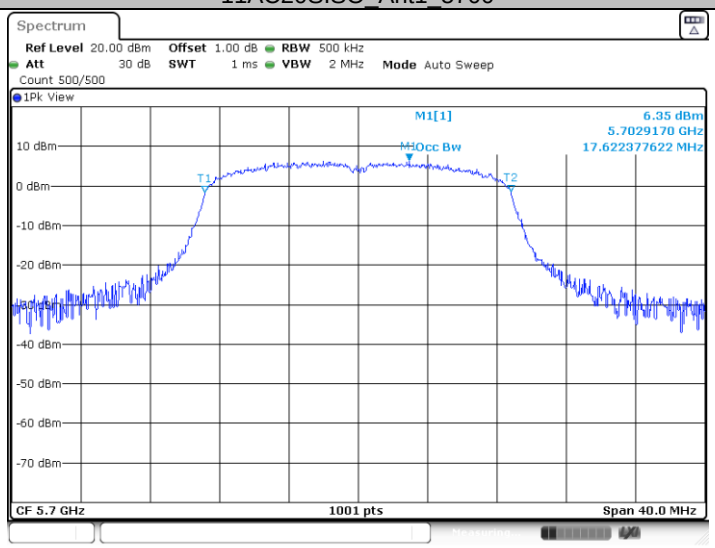

11AC20SISO_Ant1_5720

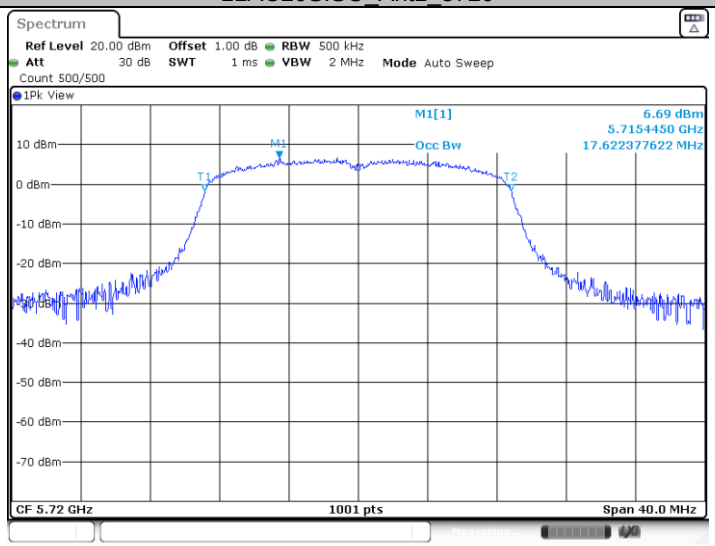

Date: 1.JUN.2022 10:53:51

11AC20SISO_Ant1_5745

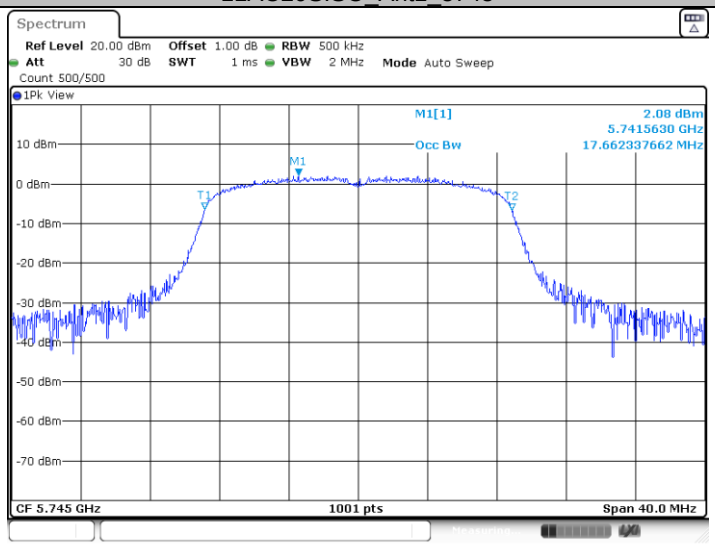

Date: 1.JUN.2022 10:57:10

11AC20SISO_Ant1_5785

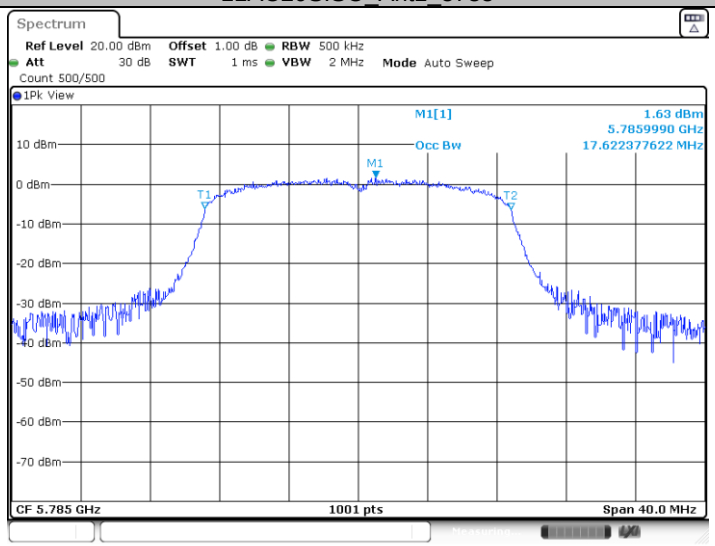

Date: 1.JUN.2022 10:59:48

11AC20SISO_Ant1_5825

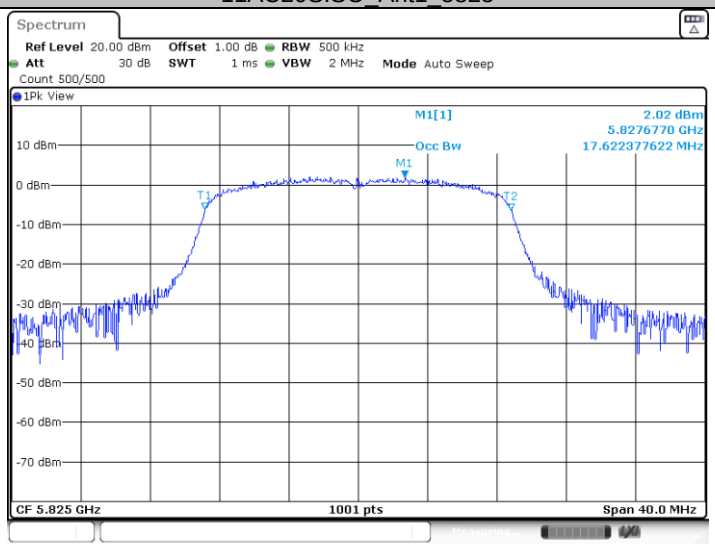

Date: 1.JUN.2022 11:01:45

11AC40SISO_Ant1_5190

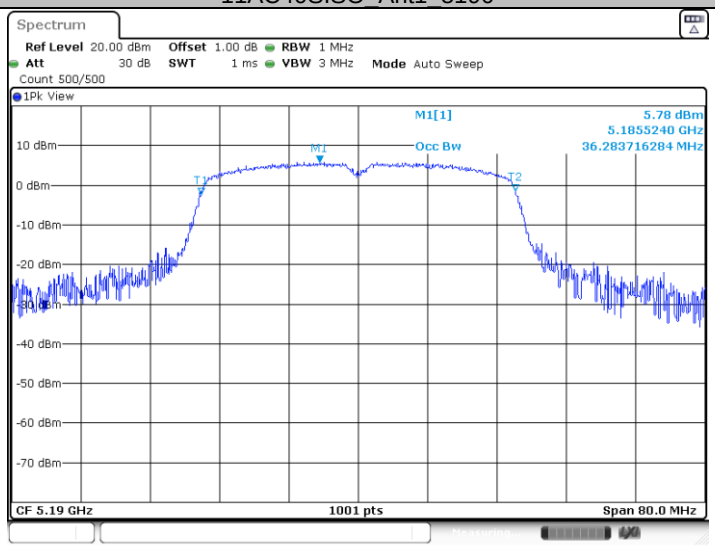

Date: 1.JUN.2022 11:04:33

11AC40SISO_Ant1_5230

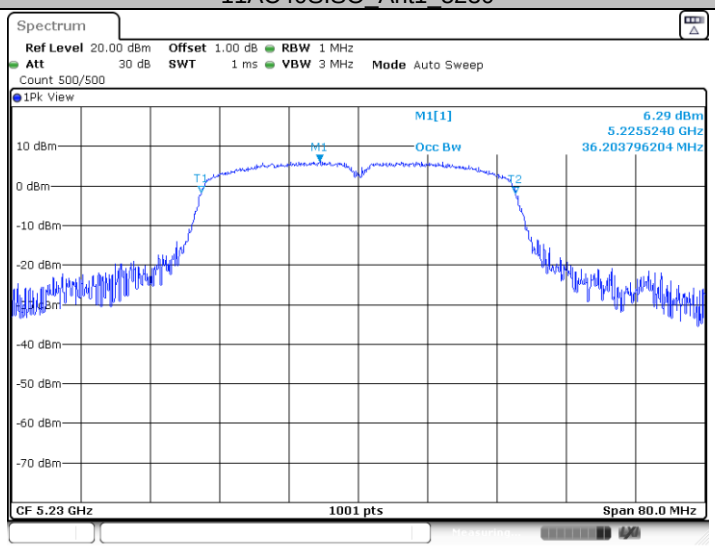

Date: 1.JUN.2022 11:07:23

11AC40SISO_Ant1_5270

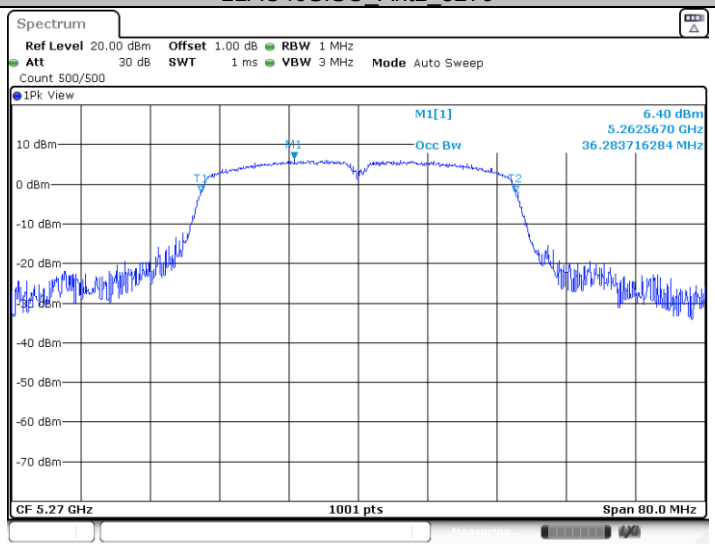

Date: 1.JUN.2022 11:12:40

11AC40SISO_Ant1_5310

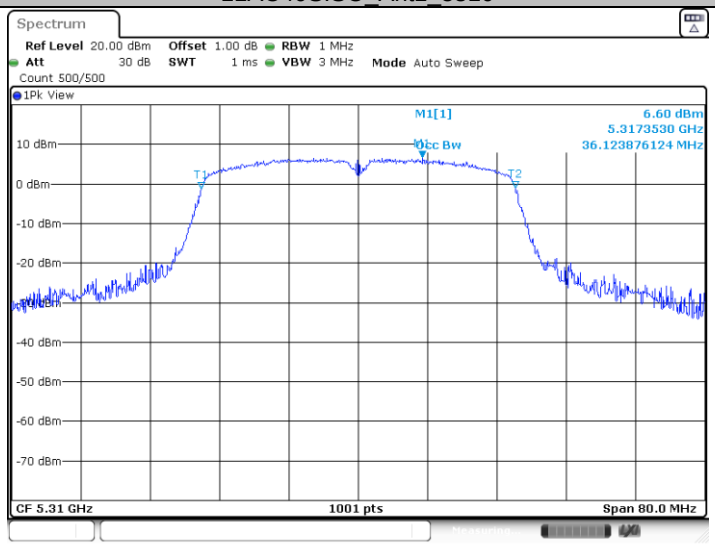

Date: 1.JUN.2022 11:14:23

11AC40SISO_Ant1_5510

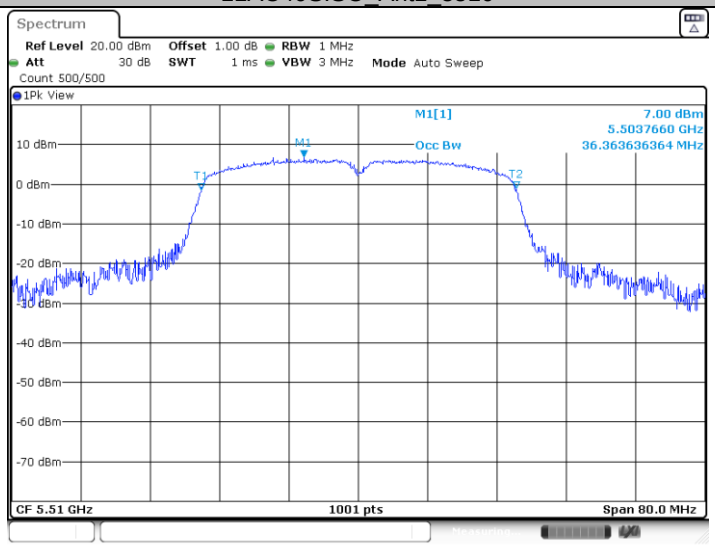

Date: 1.JUN.2022 11:17:52

11AC40SISO_Ant1_5550

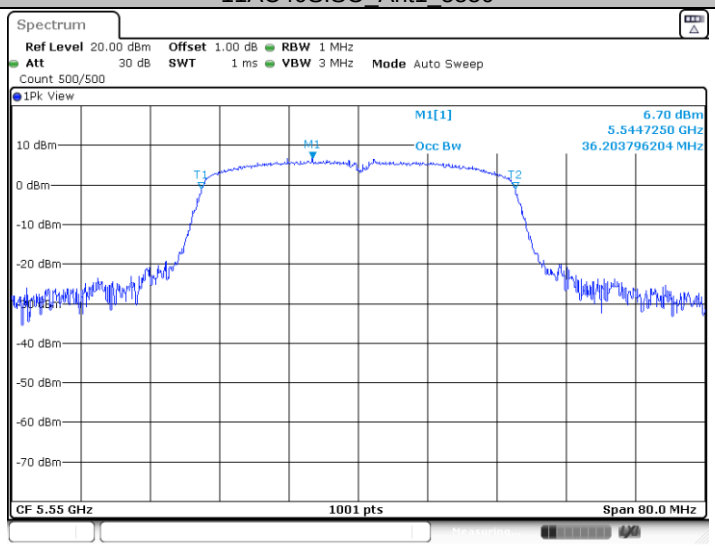

Date: 1.JUN.2022 11:20:17

11AC40SISO_Ant1_5670

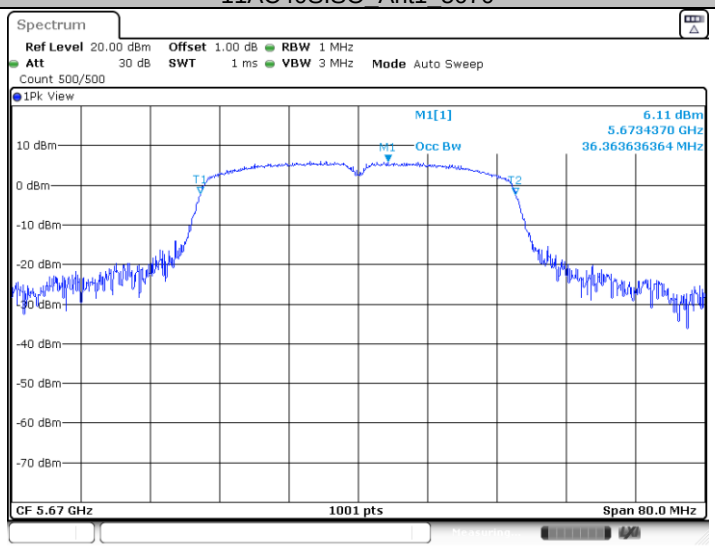

Date: 1.JUN.2022 11:23:31

11AC40SISO_Ant1_5710

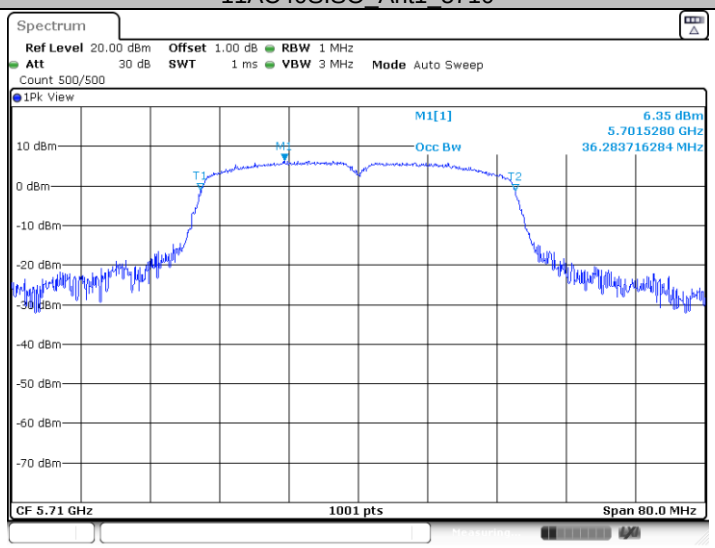

Date: 1.JUN.2022 11:25:25

11AC40SISO_Ant1_5755

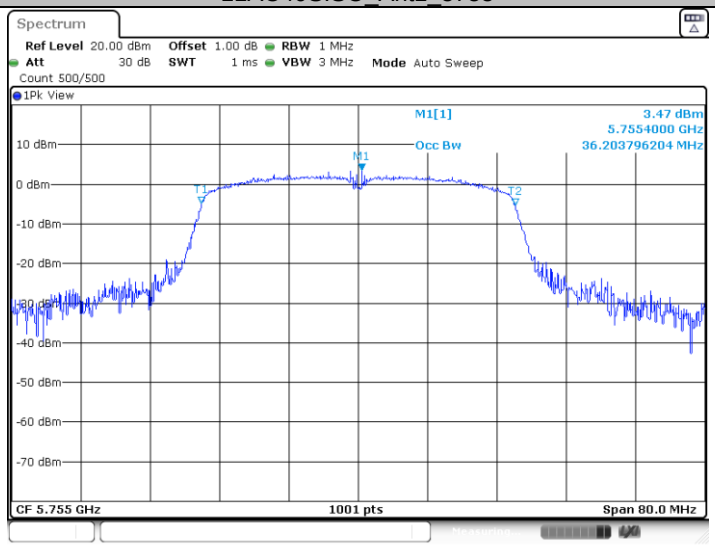

Date: 1.JUN.2022 11:28:34

11AC40SISO_Ant1_5795

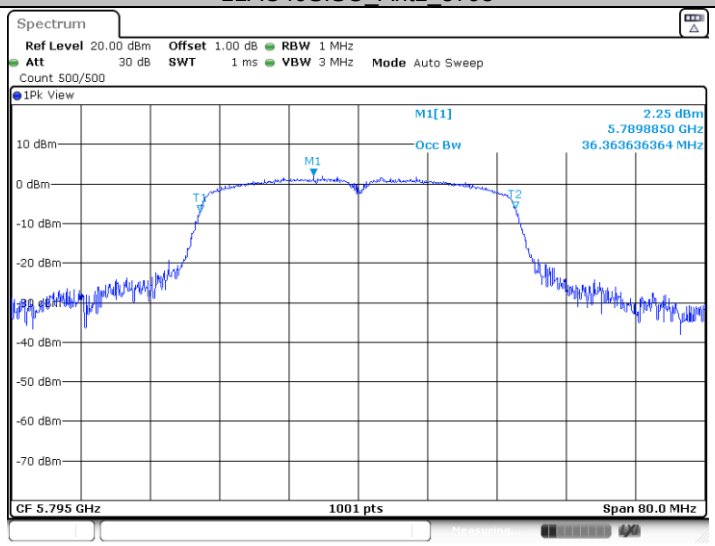

Date: 1.JUN.2022 11:30:59

11AC80SISO_Ant1_5210

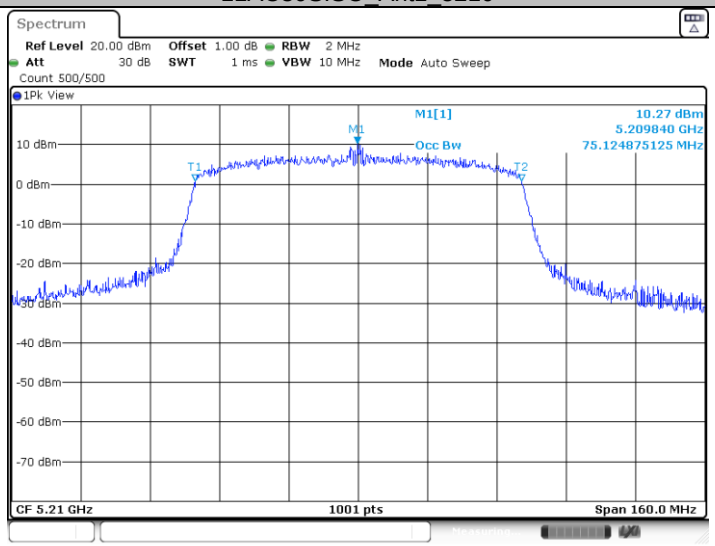

Date: 1.JUN.2022 11:38:05

TÜV SÜD Certification and Testing (China) Co., Ltd. Shenzhen Branch
Building 12 & 13, Zhiheng Wisdomland Business Park, Guankou Erlu, Nantou, Nanshan District,
Shenzhen, Guangdong 518052, China Tel. +86 755 8828 6998, Fax: +86 755 8828 5299

11AC80SISO_Ant1_5290

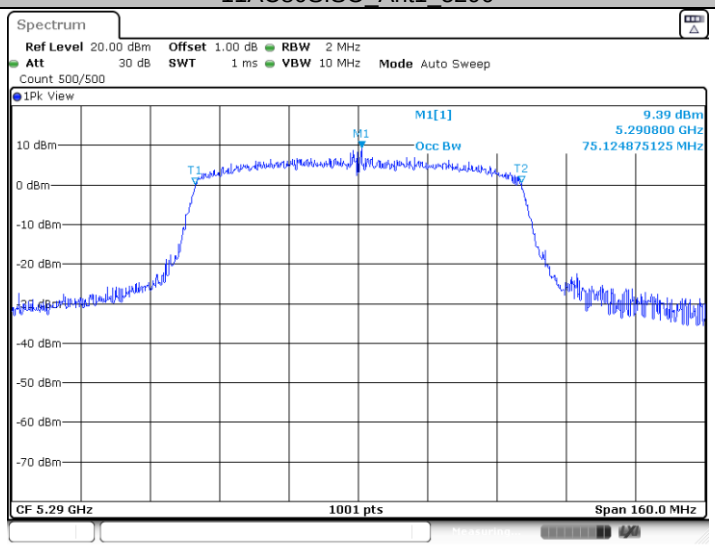

Date: 1.JUN.2022 11:40:48

11AC80SISO_Ant1_5530

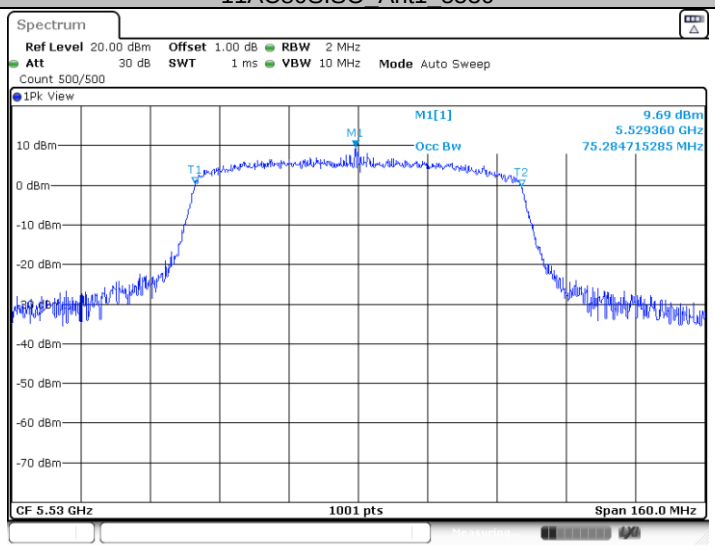

Date: 1.JUN.2022 11:42:38

11AC80SISO_Ant1_5610

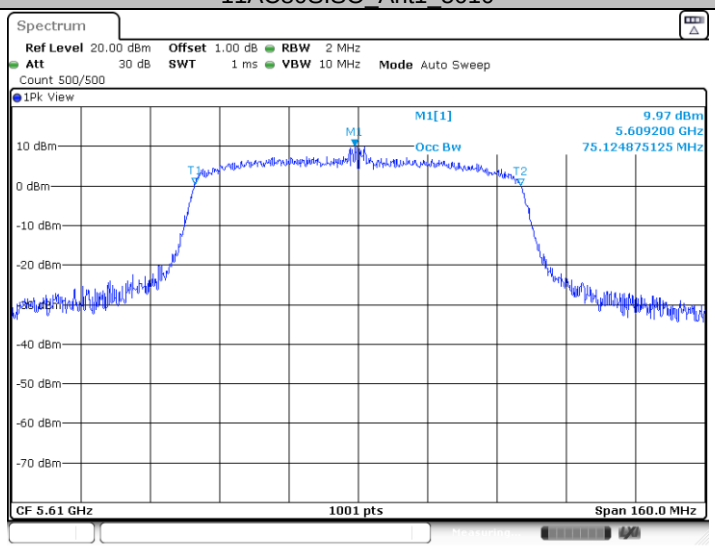

Date: 1.JUN.2022 11:47:47

11AC80SISO_Ant1_5690

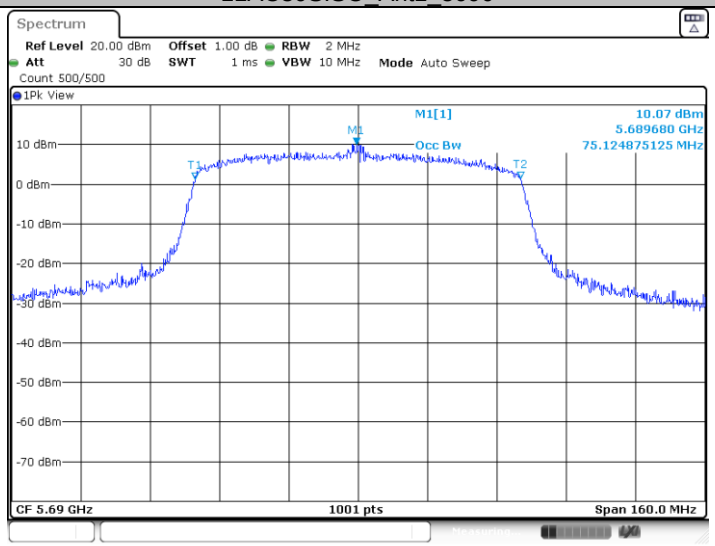

Date: 1.JUN.2022 11:50:44

11AC80SISO_Ant1_5775

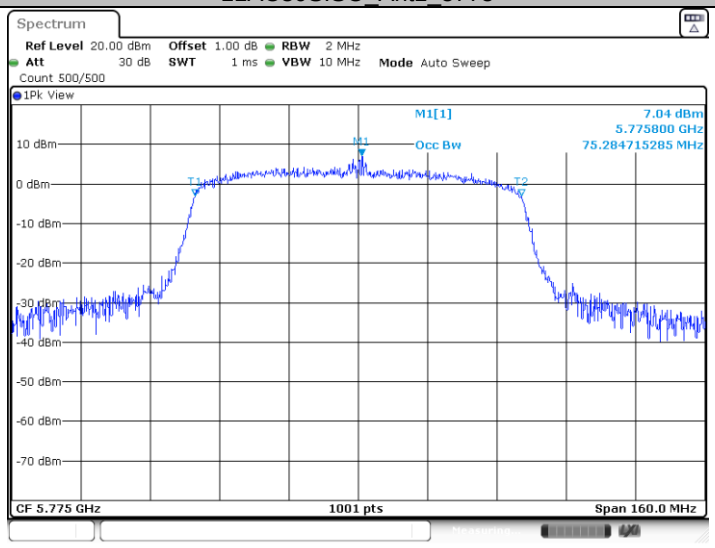

Date: 1.JUN.2022 11:57:52

6dB Bandwidth Test Result

Test Mode	Antenna	Channel [MHz]	6db EBW [MHz]	FL [MHz]	FH [MHz]	Limit [MHz]	Verdict
11A	Ant1	5745	15.200	5737.400	5752.600	0.5	PASS
		5785	15.240	5777.360	5792.600	0.5	PASS
		5825	15.240	5817.360	5832.600	0.5	PASS
		5720_UNII-3	2.771	5725.000	5727.771	0.5	PASS
11N20SISO	Ant1	5745	15.240	5737.360	5752.600	0.5	PASS
		5785	15.240	5777.360	5792.600	0.5	PASS
		5825	15.240	5817.360	5832.600	0.5	PASS
		5720_UNII-3	2.887	5725.000	5727.887	0.5	PASS
11N40SISO	Ant1	5755	35.200	5737.400	5772.600	0.5	PASS
		5795	35.280	5777.400	5812.680	0.5	PASS
		5710_UNII-3	2.525	5725.000	5727.525	0.5	PASS
11AC20SISO	Ant1	5745	15.240	5737.360	5752.600	0.5	PASS
		5785	15.240	5777.360	5792.600	0.5	PASS
		5825	15.240	5817.360	5832.600	0.5	PASS
		5720_UNII-3	2.583	5725.000	5727.583	0.5	PASS
11AC40SISO	Ant1	5755	35.200	5737.400	5772.600	0.5	PASS
		5795	35.280	5777.400	5812.680	0.5	PASS
		5710_UNII-3	2.511	5725.000	5727.511	0.5	PASS
11AC80SISO	Ant1	5775	75.520	5737.240	5812.760	0.5	PASS
		5690_UNII-3	2.480	5725.000	5727.480	0.5	PASS

TÜV SÜD Certification and Testing (China) Co., Ltd. Shenzhen Branch
Building 12 & 13, Zhiheng Wisdomland Business Park, Guankou Erlu, Nantou, Nanshan District,
Shenzhen, Guangdong 518052, China Tel. +86 755 8828 6998, Fax: +86 755 8828 5299

11A_Ant1_5745

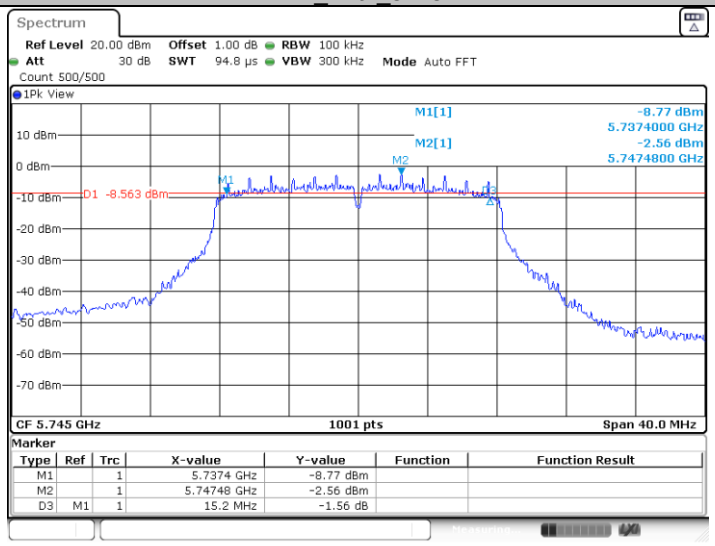

Date: 31.MAY.2022 22:45:19

11A_Ant1_5785

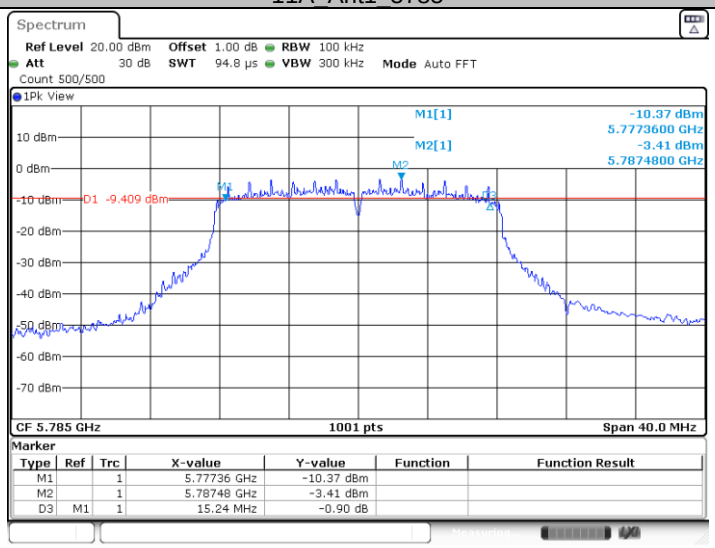

Date: 31.MAY.2022 22:47:51

11A_Ant1_5825

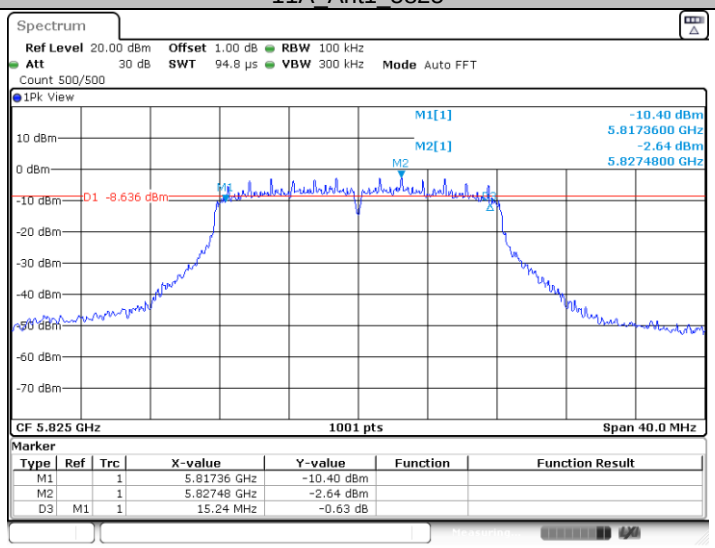

Date: 31.MAY.2022 22:49:43

11A_Ant1_5720_UNII-3

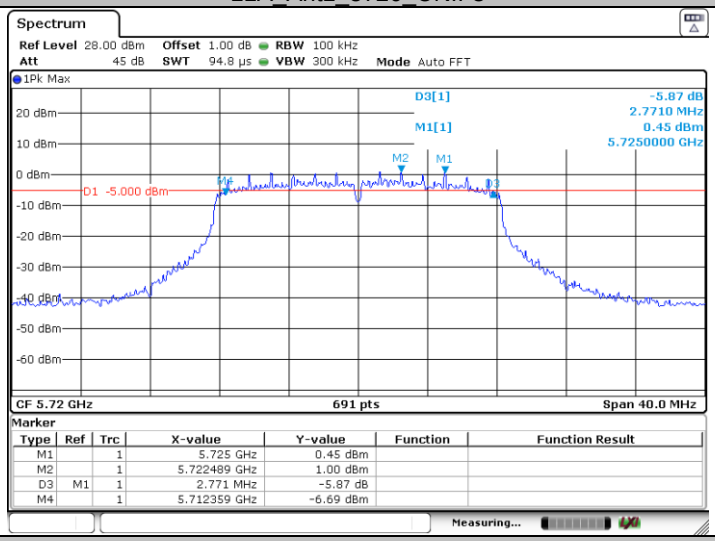

11N20SISO_Ant1_5745

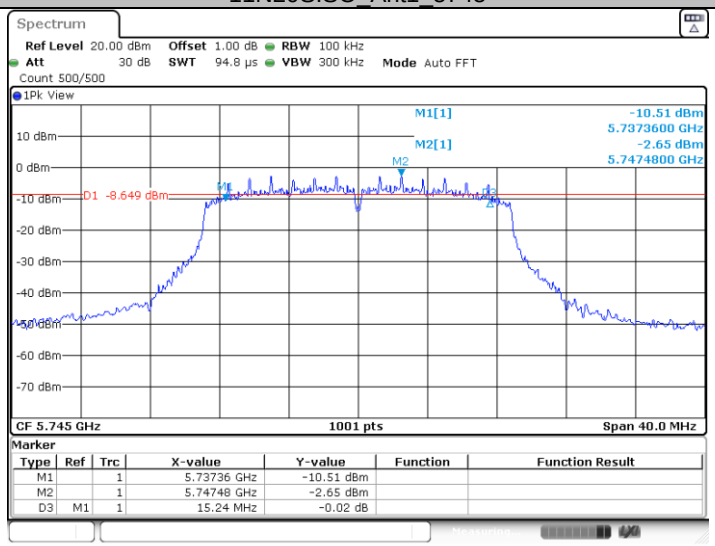

Date: 31.MAY.2022 23:13:43

11N20SISO_Ant1_5785

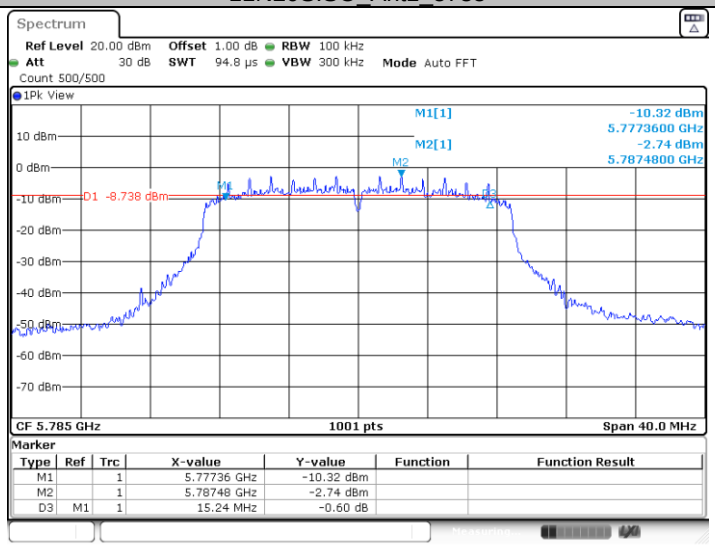

Date: 31.MAY.2022 23:16:43

11N20SISO_Ant1_5825

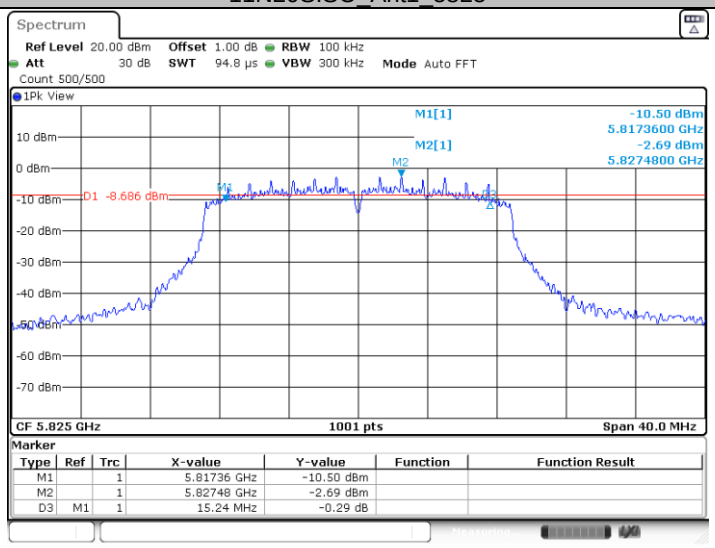

Date: 31.MAY.2022 23:18:54

11N20SISO_Ant1_5720_UNII-3

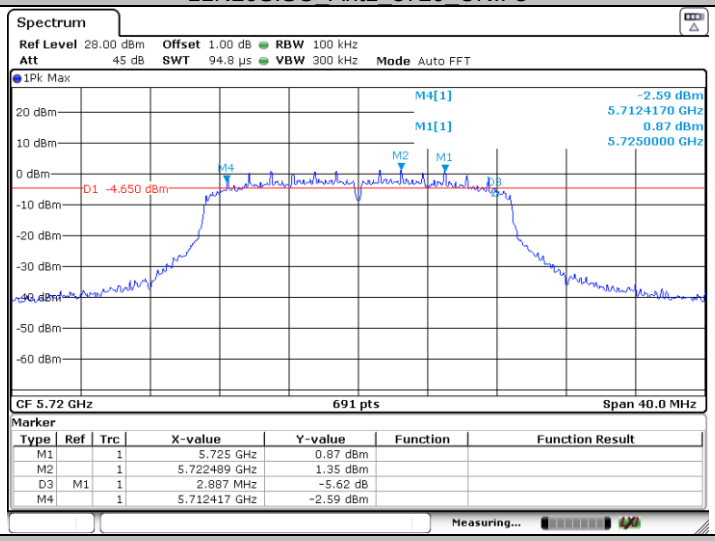

11N40SISO_Ant1_5755

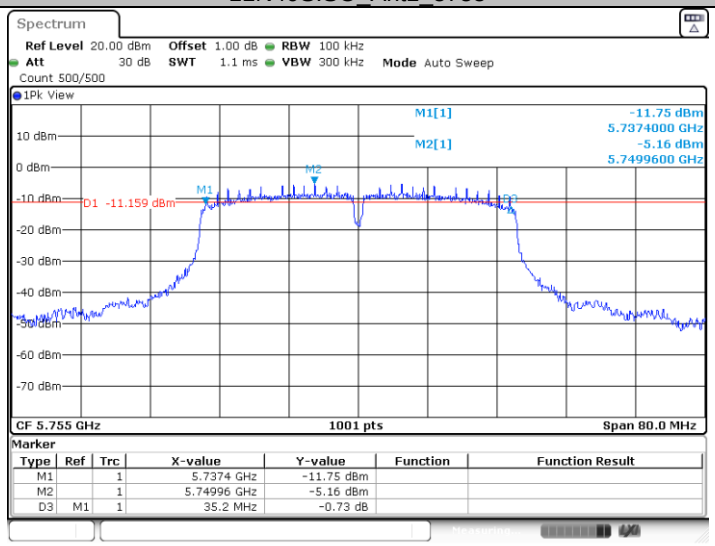

Date: 1.JUN.2022 10:31:33

11N40SISO_Ant1_5795

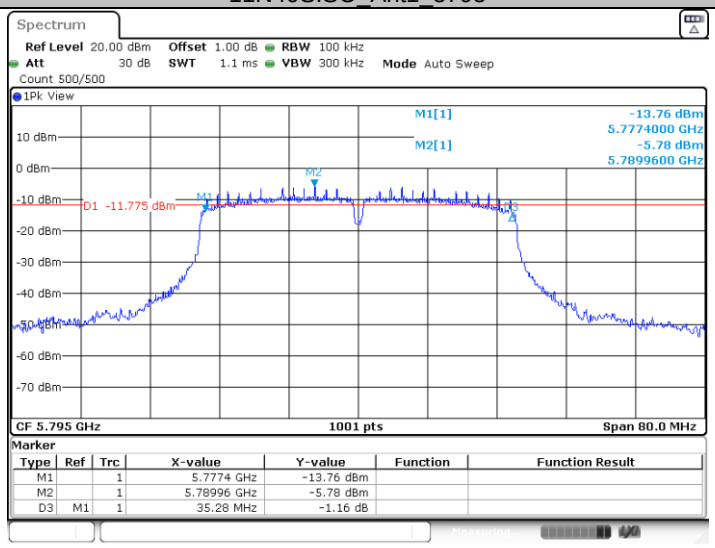

Date: 1.JUN.2022 10:33:43

11N40SISO_Ant1_5710_UNII-3

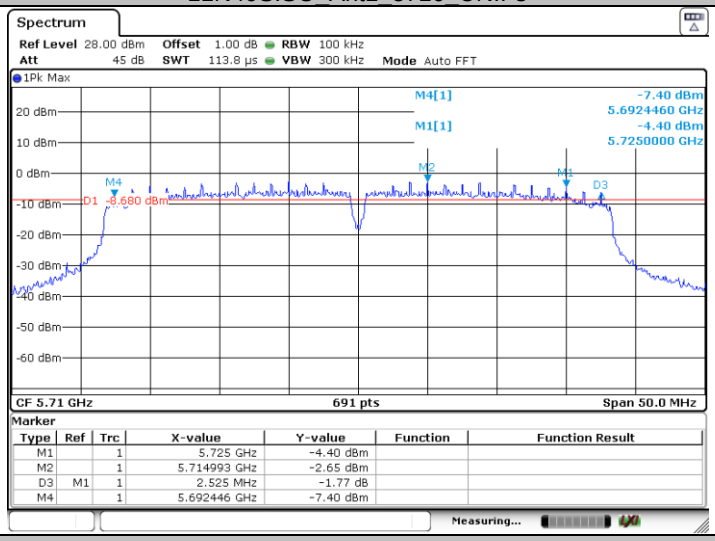

11AC20SISO_Ant1_5745

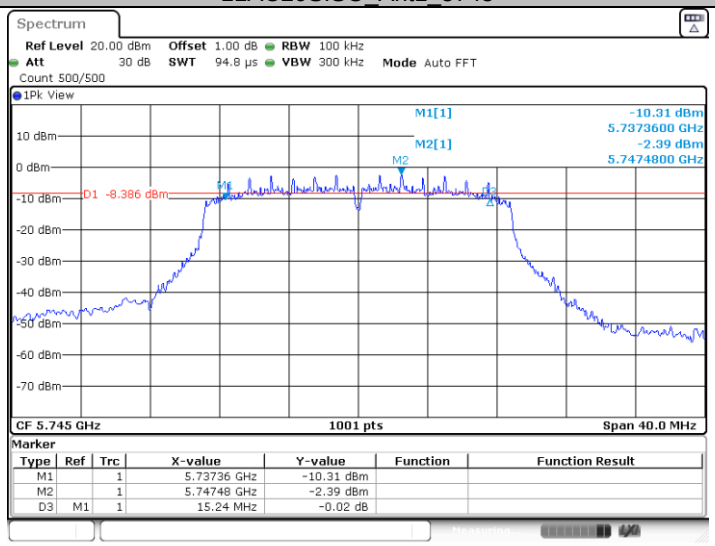

Date: 1.JUN.2022 10:56:58

11AC20SISO_Ant1_5785

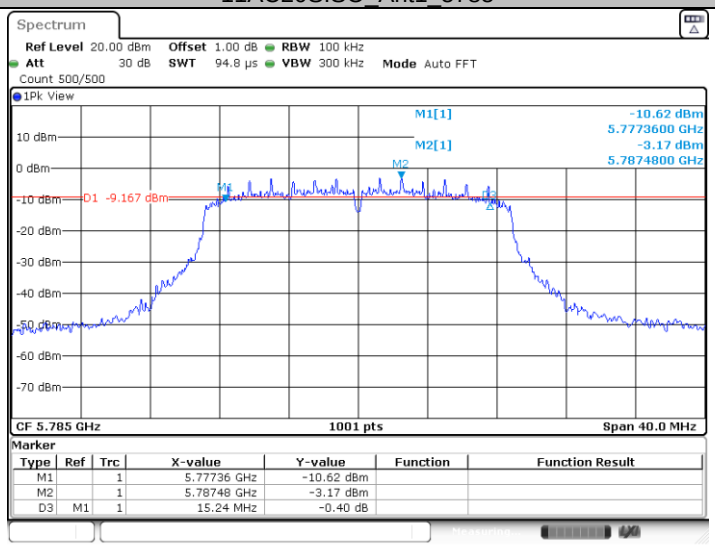

Date: 1.JUN.2022 10:59:36

11AC20SISO_Ant1_5825

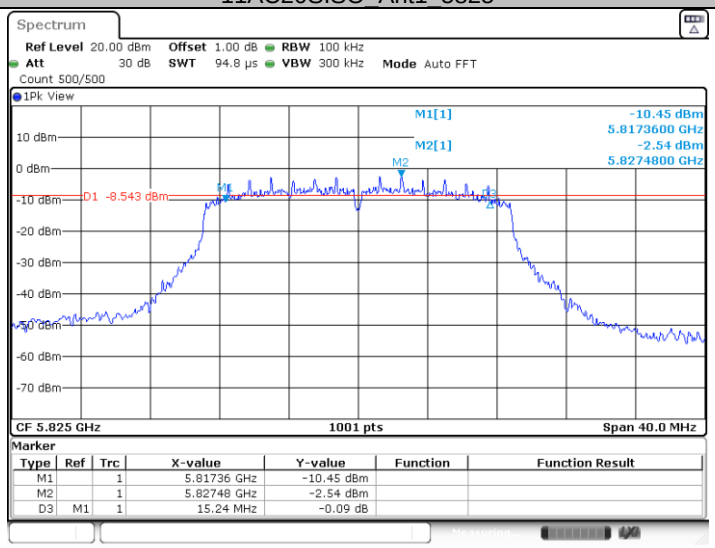

Date: 1.JUN.2022 11:01:34

11AC20SISO_Ant1_5720_UNII-3

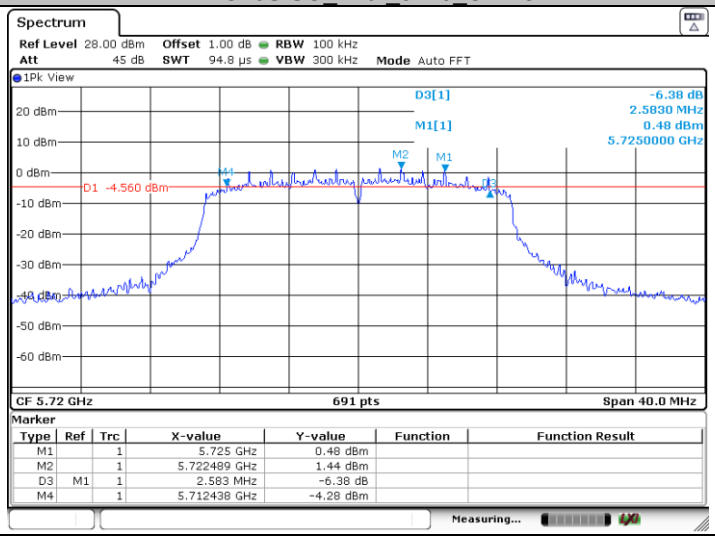

11AC40SISO_Ant1_5755

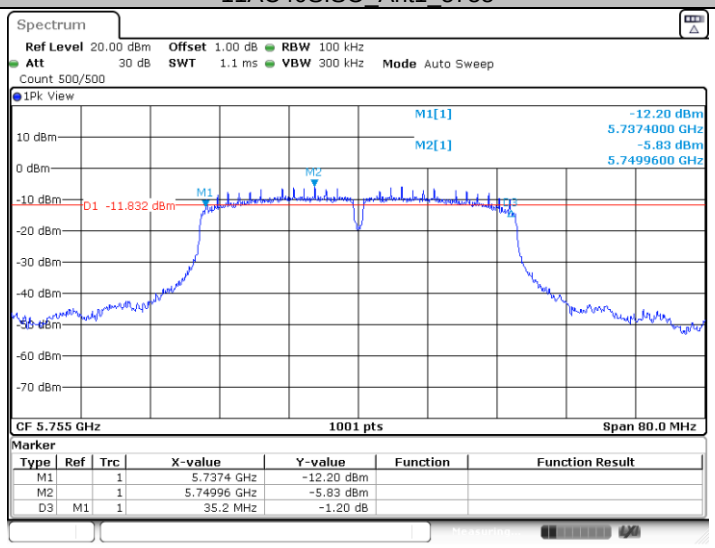

Date: 1.JUN.2022 11:28:23

11AC40SISO_Ant1_5795

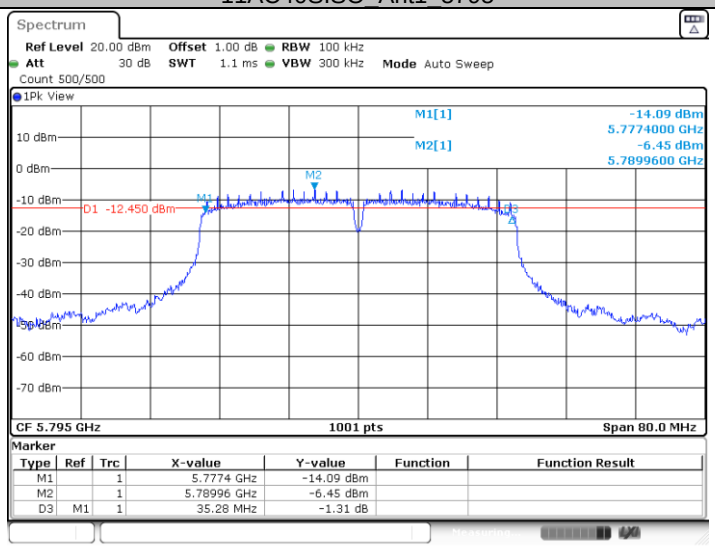

Date: 1.JUN.2022 11:30:47

11AC40SISO_Ant1_5710_UNII-3

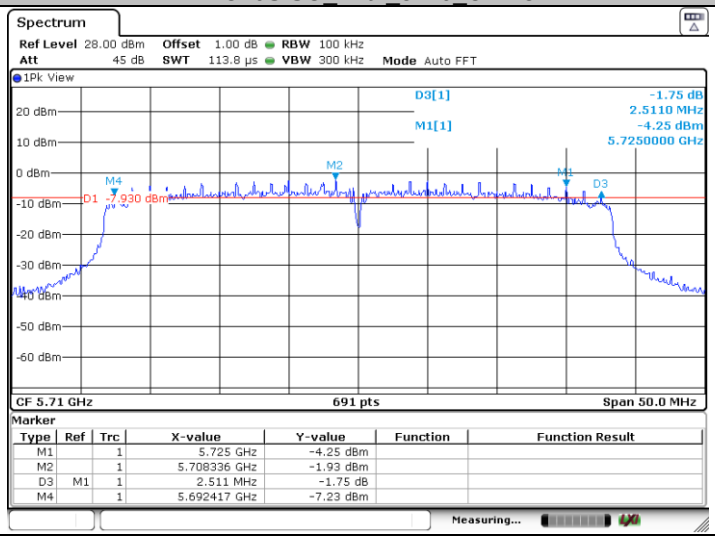

TÜV SÜD Certification and Testing (China) Co., Ltd. Shenzhen Branch
Building 12 & 13, Zhiheng Wisdomland Business Park, Guankou Erlu, Nantou, Nanshan District,
Shenzhen, Guangdong 518052, China Tel. +86 755 8828 6998, Fax: +86 755 8828 5299

11AC80SISO_Ant1_5775

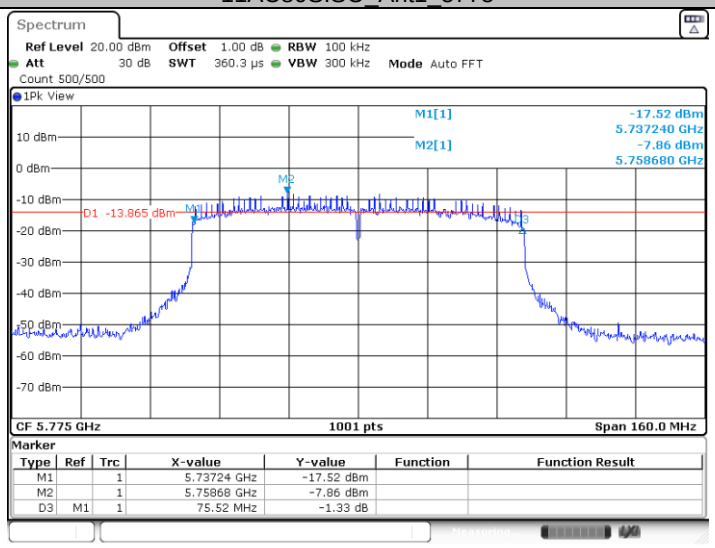

Date: 1.JUN.2022 11:57:41

11AC80SISO_Ant1_5690_UNII-3

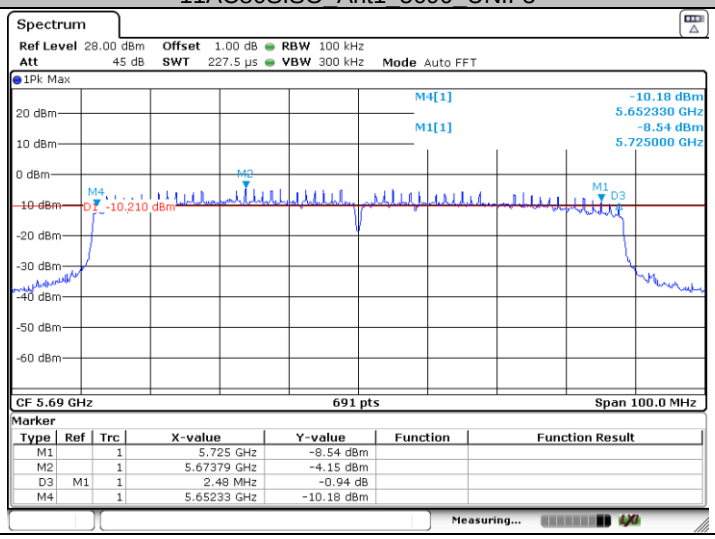

9.3 Maximum conducted output power

Test Method
According to C63.10, the EUT was placed on 0.8m height table, the RF output of EUT was connected to the test power meter by RF cable. The path loss was compensated to the results for each measurement.

(1) Measurements may be performed using a wideband RF power meter with a thermocouple detector or equivalent if all of the following conditions are satisfied:
The EUT is configured to transmit continuously or to transmit with a consistent duty cycle. At all times when the EUT is transmitting, it must be transmitting at its maximum power control level.
The integration period of the power meter exceeds the repetition period of the transmitted signal by at least a factor of five.
(2) If the transmitter does not transmit continuously, measure the duty cycle, x, of the transmitter output signal as described in II.B.
(3) Measure the average power of the transmitter. This measurement is an average over both the on and off periods of the transmitter.
(4) Adjust the measurement in dBm by adding 10 log (1/x) where x is the duty cycle (e.g., 10 log (1/0.25) if the duty cycle is 25%).

Limits:
For client devices in the 5.15-5.25 GHz band, the maximum conducted output power over the frequency band of operation shall not exceed 250 mW provided the maximum antenna gain does not exceed 6 dBi.
For the 5.25-5.35 GHz and 5.47-5.725 GHz bands, the maximum conducted output power over the frequency bands of operation shall not exceed the lesser of 250 mW or 11 dBm + 10 log B, where B is the 26dB emission bandwidth in megahertz.
For the band 5.725-5.85 GHz, the maximum conducted output power over the frequency band of operation shall not exceed 1 W.

TÜV SÜD Certification and Testing (China) Co., Ltd. Shenzhen Branch
Building 12 & 13, Zhiheng Wisdomland Business Park, Guankou Erlu, Nantou, Nanshan District, Shenzhen, Guangdong 518052, China Tel. +86 755 8828 6998, Fax: +86 755 8828 5299

IEEE 802.11a modulation Test Result

Band	Channel	Frequency (MHz)	Max Conducted Power (dBm)	Max Conducted Power Limit (dBm)
U-NII-1	Low	5180	14.93	24
	Middle	5200	15.26	24
	High	5240	15.32	24
U-NII-2A	Low	5260	15.39	24
	Middle	5280	15.72	24
	High	5320	15.29	24
U-NII-2C	Low	5500	15.50	24
	Middle	5580	14.77	24
	High	5700	14.80	24
	High	5720	15.73	24
U-NII-3	Low	5745	10.82	30
	Middle	5785	10.76	30
	High	5825	10.97	30

IEEE 802.11n HT20 modulation Test Result

Band	Channel	Frequency (MHz)	Max Conducted Power (dBm)	Max Conducted Power Limit (dBm)
U-NII-1	Low	5180	14.66	24
	Middle	5200	14.87	24
	High	5240	15.13	24
U-NII-2A	Low	5260	15.07	24
	Middle	5280	15.44	24
	High	5320	15.06	24
U-NII-2C	Low	5500	15.25	24
	Middle	5580	14.53	24
	High	5700	14.60	24
	High	5720	15.50	24
U-NII-3	Low	5745	10.57	30
	Middle	5785	11.25	30
	High	5825	10.75	30

TÜV SÜD Certification and Testing (China) Co., Ltd. Shenzhen Branch
Building 12 & 13, Zhiheng Wisdomland Business Park, Guankou Erlu, Nantou, Nanshan District,
Shenzhen, Guangdong 518052, China Tel. +86 755 8828 6998, Fax: +86 755 8828 5299

IEEE 802.11n HT40 modulation Test Result

Band	Channel	Frequency (MHz)	Max Conducted Power (dBm)	Max Conducted Power Limit (dBm)
U-NII-1	Low	5190	14.67	24
	High	5230	14.94	24
U-NII-2A	Low	5270	14.91	24
	High	5310	15.00	24
U-NII-2C	Low	5510	14.77	24
	Middle	5550	14.75	24
	High	5670	14.50	24
	High	5710	14.88	24
U-NII-3	Low	5755	10.54	30
	High	5795	10.46	30

IEEE 802.11ac VHT20 modulation Test Result

Band	Channel	Frequency (MHz)	Max Conducted Power (dBm)	Max Conducted Power Limit (dBm)
U-NII-1	Low	5180	14.66	24
	Middle	5200	14.97	24
	High	5240	15.11	24
U-NII-2A	Low	5260	15.04	24
	Middle	5280	15.31	24
	High	5320	15.48	24
U-NII-2C	Low	5500	14.58	24
	Middle	5580	14.52	24
	High	5700	14.65	24
	High	5720	15.44	24
U-NII-3	Low	5745	10.54	30
	Middle	5785	10.57	30
	High	5825	10.73	30

TÜV SÜD Certification and Testing (China) Co., Ltd. Shenzhen Branch
Building 12 & 13, Zhiheng Wisdomland Business Park, Guankou Erlu, Nantou, Nanshan District,
Shenzhen, Guangdong 518052, China Tel. +86 755 8828 6998, Fax: +86 755 8828 5299

IEEE 802.11ac VHT40 modulation Test Result

Band	Channel	Frequency (MHz)	Max Conducted Power (dBm)	Max Conducted Power Limit (dBm)
U-NII-1	Low	5190	14.73	24
	High	5230	14.90	24
U-NII-2A	Low	5270	14.99	24
	High	5310	15.17	24
U-NII-2C	Low	5510	14.81	24
	Middle	5550	14.84	24
	High	5670	14.46	24
	High	5710	14.88	24
U-NII-3	Low	5755	10.49	30
	High	5795	11.16	30

IEEE 802.11ac VHT80 modulation Test Result

Band	Channel	Frequency (MHz)	Max Conducted Power (dBm)	Max Conducted Power Limit (dBm)
U-NII-1	Low	5210	14.03	24
U-NII-2A	High	5290	13.38	24
U-NII-2C	Low	5530	13.99	24
	High	5610	14.30	24
	High	5690	15.02	24
U-NII-3	High	5775	11.18	30

TÜV SÜD Certification and Testing (China) Co., Ltd. Shenzhen Branch
Building 12 & 13, Zhiheng Wisdomland Business Park, Guankou Erlu, Nantou, Nanshan District,
Shenzhen, Guangdong 518052, China Tel. +86 755 8828 6998, Fax: +86 755 8828 5299

9.4 Maximum power spectral density

Test Method

According to C63.10 The EUT was placed on 0.8m height table, the RF output of EUT was connected to the test receiver by RF cable. The path loss was compensated to the results for each measurement.

1. Create an average power spectrum for the EUT operating mode being tested by following the instructions in II.E.2. for measuring maximum conducted output power using a spectrum analyzer or EMI receiver: select the Masterpropriate test method (SA-1, SA-2, SA-3, or alternatives to each) and Masterply it up to, but not including, the step labeled, "Compute power…." (This procedure is required even if the maximum conducted output power measurement was performed using a power meter, method PM.)
2. Use the peak search function on the instrument to find the peak of the spectrum and record its value.
3. Make the following adjustments to the peak value of the spectrum, if Masterplicable:
a) If Method SA-2 or SA-2 Alternative was used, add 10 log (1/x), where x is the duty cycle, to the peak of the spectrum.
b) If Method SA-3 Alternative was used and the linear mode was used in II.E.2.g)(viii), add 1 dB to the final result to compensate for the difference between linear averaging and power averaging.
4. The result is the Maximum PSD over 1 MHz reference bandwidth.
5. For devices operating in the bands 5.15−5.25 GHz, 5.25−5.35 GHz, and 5.47−5.725 GHz, the preceding procedures make use of 1 MHz RBW to satisfy directly the 1 MHz reference bandwidth specified in Section 15.407(a)(5). For devices operating in the band 5.725−5.85 GHz, the rules specify a measurement bandwidth of 500 kHz. Many spectrum analyzers do not have 500 kHz RBW, thus a narrower RBW may need to be used. The rules permit the use of RBWs less than 1 MHz, or 500 kHz, "provided that the measured power is integrated over the full reference bandwidth" to show the total power over the specified measurement bandwidth (i.e., 1 MHz, or 500 kHz). If measurements are performed using a reduced resolution bandwidth (< 1 MHz, or < 500 kHz) and integrated over 1 MHz, or 500 kHz bandwidth, the following adjustments to the procedures Masterply:
a) Set RBW ≥ 1/T, where T is defined in II.B.l.a).
b) Set VBW ≥ 3 RBW.
c) If measurement bandwidth of Maximum PSD is specified in 500 kHz, add 10 log (500 kHz/RBW) to the measured result, whereas RBW (<500 kHz) is the reduced resolution bandwidth of the spectrum analyzer set during measurement.
d) If measurement bandwidth of Maximum PSD is specified in 1 MHz, add 10log(1MHz/RBW) to the measured result, whereas RBW (< 1 MHz) is the reduced resolution bandwidth of spectrum analyzer set during measurement.
e) Care must be taken to ensure that the measurements are performed during a period of continuous transmission or are corrected upward for duty cycle.
Note: As a practical matter, it is recommended to use reduced RBW of 100 kHz for the II.F.5.c) and II.F.5.d), since RBW=100 kHz is available on nearly all spectrum analyzers.

TÜV SÜD Certification and Testing (China) Co., Ltd. Shenzhen Branch
Building 12 & 13, Zhiheng Wisdomland Business Park, Guankou Erlu, Nantou, Nanshan District, Shenzhen, Guangdong 518052, China Tel. +86 755 8828 6998, Fax: +86 755 8828 5299

Limit:
The maximum power spectral density shall not exceed 11dBm for the 5.15-5.25GHz, 5.25-5.35GHz, 5.47-5.725 GHz Band in any 1 megahertz band.
For the band 5.725-5.85 GHz, the maximum power spectral density shall not exceed 30 dBm in any 500kHz band.

Test Result

Test Mode	Antenna	Channel [MHz]	Result [dB/MHz]	Limit [dB/MHz]	Verdict
11A	Ant1	5180	1.42	<=11	PASS
		5200	1.4	<=11	PASS
		5240	1.53	<=11	PASS
		5260	1.46	<=11	PASS
		5280	2.01	<=11	PASS
		5320	1.72	<=11	PASS
		5500	1.98	<=11	PASS
		5580	1.64	<=11	PASS
		5700	1.92	<=11	PASS
		5720_UNII-2C	2.07	<=11	PASS
		5720_UNII-3	-1.67	<=11	PASS
		5745	-4.44	<=30	PASS
		5785	-5.01	<=30	PASS
		5825	-4.67	<=30	PASS
11N20SISO	Ant1	5180	1.24	<=11	PASS
		5200	1.33	<=11	PASS
		5240	1.45	<=11	PASS
		5260	1.51	<=11	PASS
		5280	2.04	<=11	PASS
		5320	2.06	<=11	PASS
		5500	1.86	<=11	PASS
		5580	1.54	<=11	PASS
		5700	2.07	<=11	PASS
		5720_UNII-2C	2.32	<=11	PASS
		5720_UNII-3	-0.73	<=11	PASS
		5745	-4.2	<=30	PASS
		5785	-4.35	<=30	PASS
		5825	-4.12	<=30	PASS
11N40SISO	Ant1	5190	-1.12	<=11	PASS
		5230	-0.6	<=11	PASS
		5270	-0.92	<=11	PASS
		5310	-0.45	<=11	PASS
		5510	-0.79	<=11	PASS
		5550	-0.59	<=11	PASS
		5670	-1.02	<=11	PASS
		5710_UNII-2C	-0.61	<=11	PASS
		5710_UNII-3	-5.65	<=11	PASS
		5755	-7.06	<=30	PASS
		5795	-7.74	<=30	PASS
11AC20SISO	Ant1	5180	1.69	<=11	PASS
		5200	1.77	<=11	PASS
		5240	1.99	<=11	PASS
		5260	1.87	<=11	PASS
		5280	2.23	<=11	PASS
		5320	2.15	<=11	PASS
		5500	2.12	<=11	PASS

		5580	1.55	<=11	PASS
		5700	1.86	<=11	PASS
		5720_UNII-2C	2.06	<=11	PASS
		5720_UNII-3	-1.44	<=11	PASS
		5745	-4.11	<=30	PASS
		5785	-5.01	<=30	PASS
		5825	-4.3	<=30	PASS
11AC40SISO	Ant1	5190	-1.96	<=11	PASS
		5230	-1.6	<=11	PASS
		5270	-1.57	<=11	PASS
		5310	-1.29	<=11	PASS
		5510	-1.44	<=11	PASS
		5550	-1.54	<=11	PASS
		5670	-1.9	<=11	PASS
		5710_UNII-2C	-1.29	<=11	PASS
		5710_UNII-3	-6.39	<=11	PASS
		5755	-7.98	<=30	PASS
		5795	-8.73	<=30	PASS
11AC80SISO	Ant1	5210	-4.03	<=11	PASS
		5290	-4.94	<=11	PASS
		5530	-4.84	<=11	PASS
		5610	-4.45	<=11	PASS
		5690_UNII-2C	-3.69	<=11	PASS
		5690_UNII-3	-9.89	<=11	PASS
		5775	-9.53	<=30	PASS

TÜV SÜD Certification and Testing (China) Co., Ltd. Shenzhen Branch
Building 12 & 13, Zhiheng Wisdomland Business Park, Guankou Erlu, Nantou, Nanshan District,
Shenzhen, Guangdong 518052, China Tel. +86 755 8828 6998, Fax: +86 755 8828 5299

11A_Ant1_5180

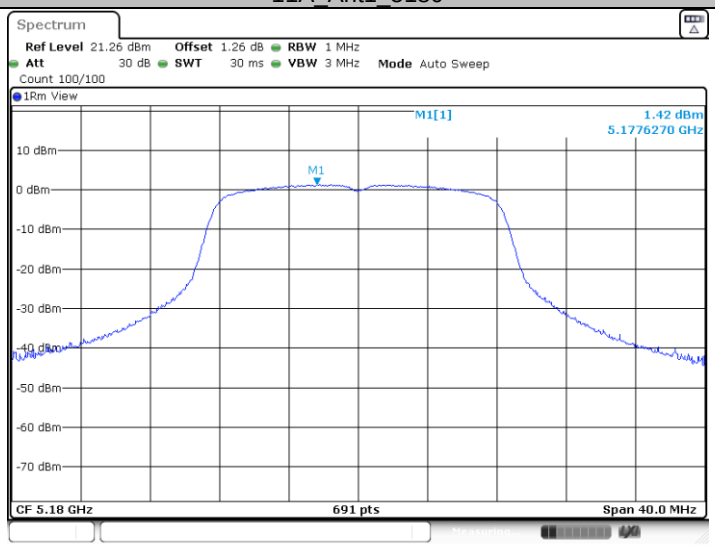

Date: 31.MAY.2022 22:22:48

11A_Ant1_5200

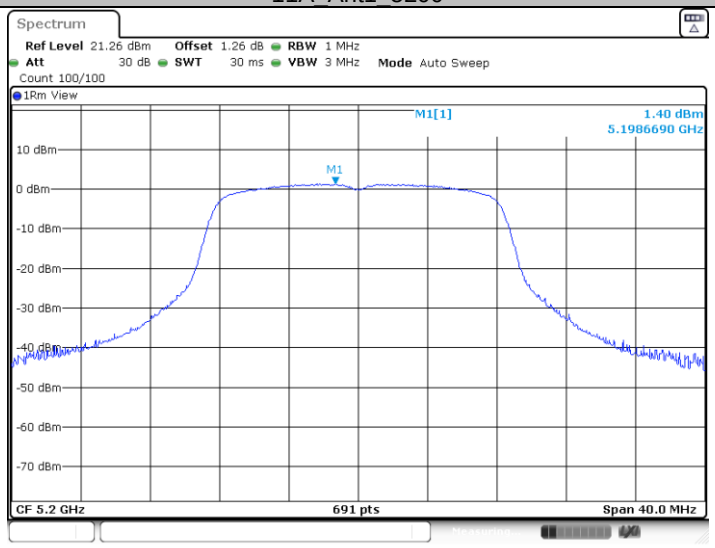

Date: 31.MAY.2022 22:25:03

11A_Ant1_5240

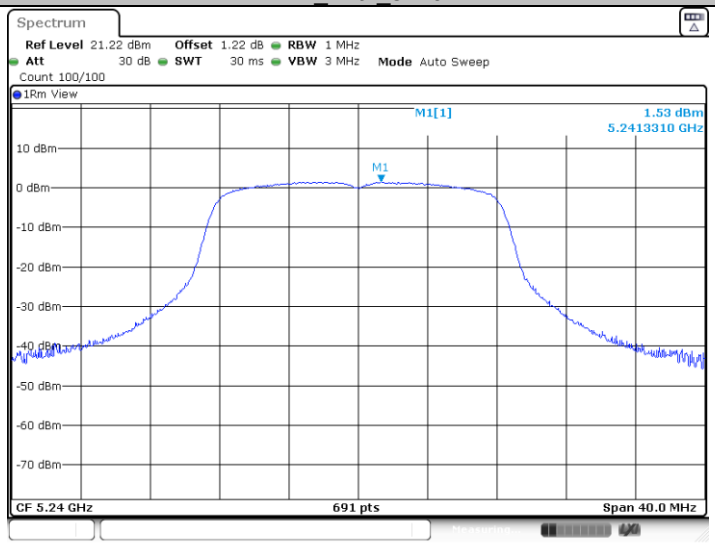

Date: 31.MAY.2022 22:27:02

11A_Ant1_5260

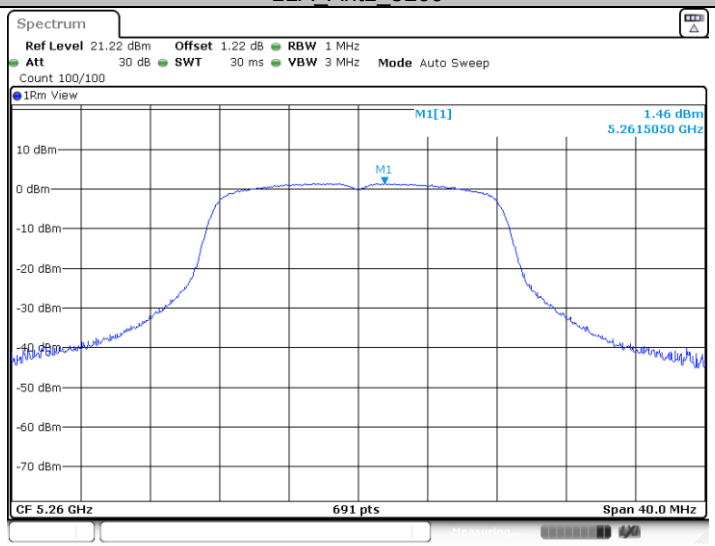

Date: 31.MAY.2022 22:28:56

11A_Ant1_5280

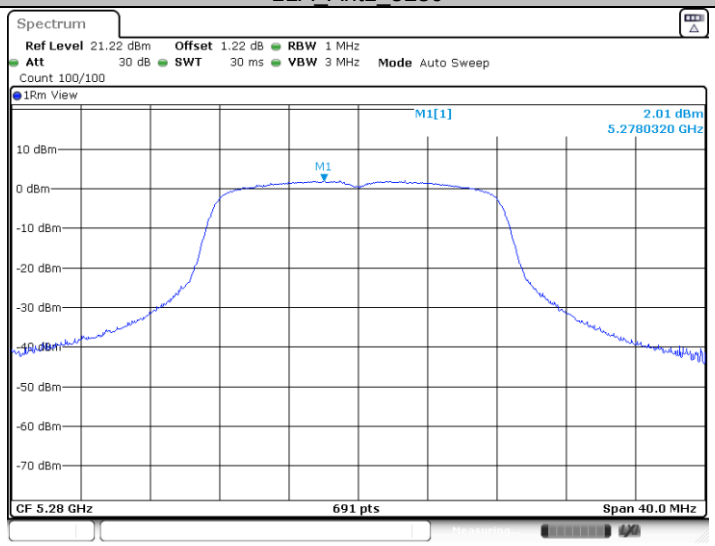

Date: 31.MAY.2022 22:30:43

11A_Ant1_5320

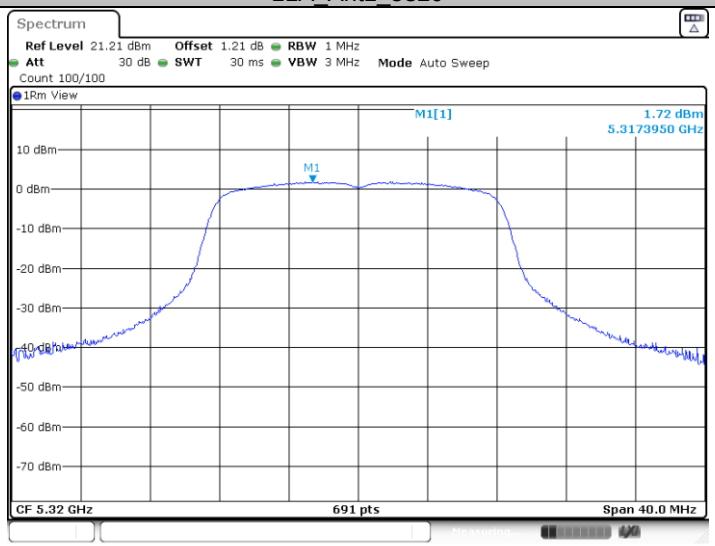

Date: 31.MAY.2022 22:32:21

11A_Ant1_5500

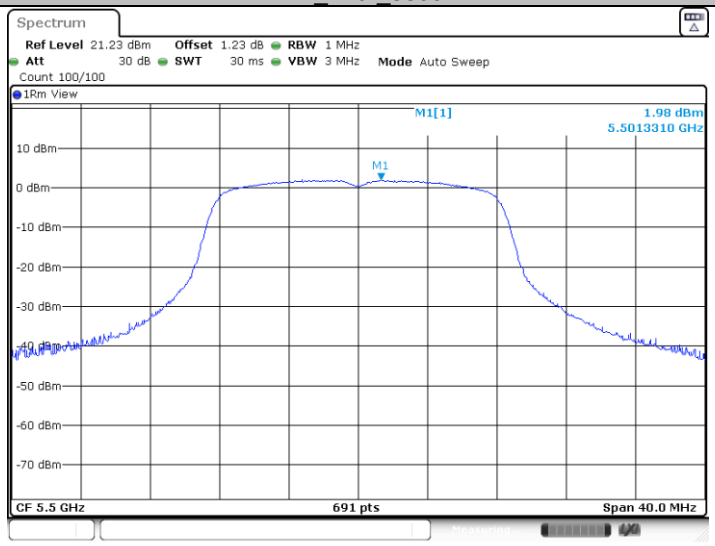

Date: 31.MAY.2022 22:34:17

11A_Ant1_5580

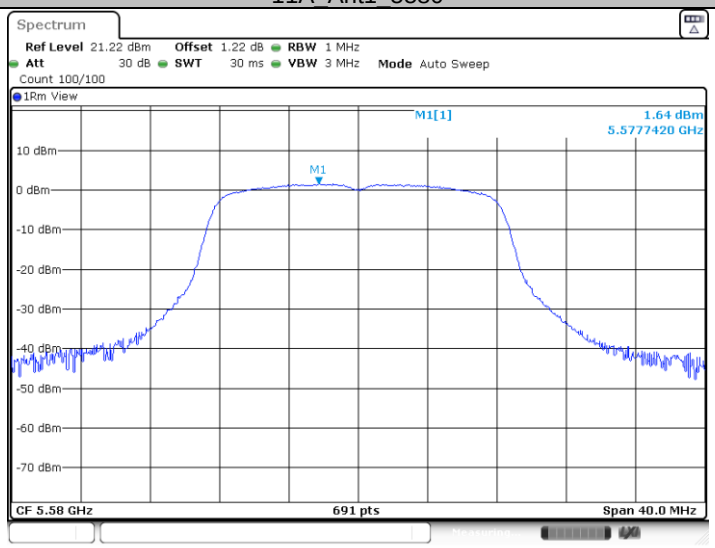

Date: 31.MAY.2022 22:37:46

11A_Ant1_5700

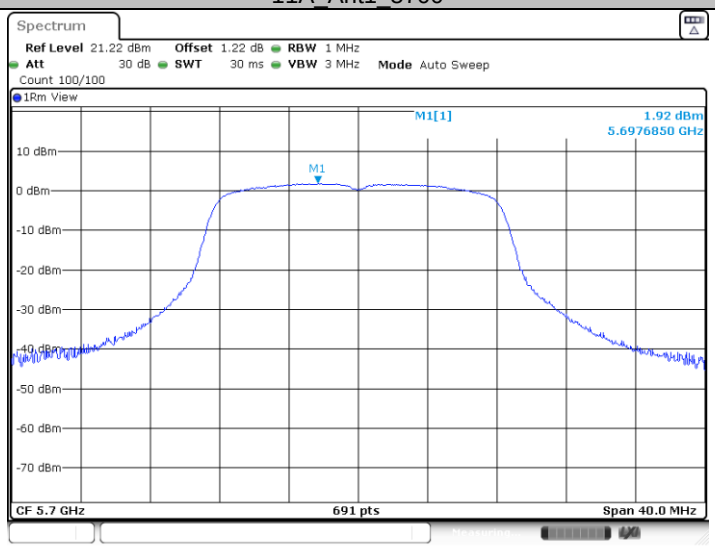

Date: 31.MAY.2022 22:40:36

11A_Ant1_5720_UNII-2C

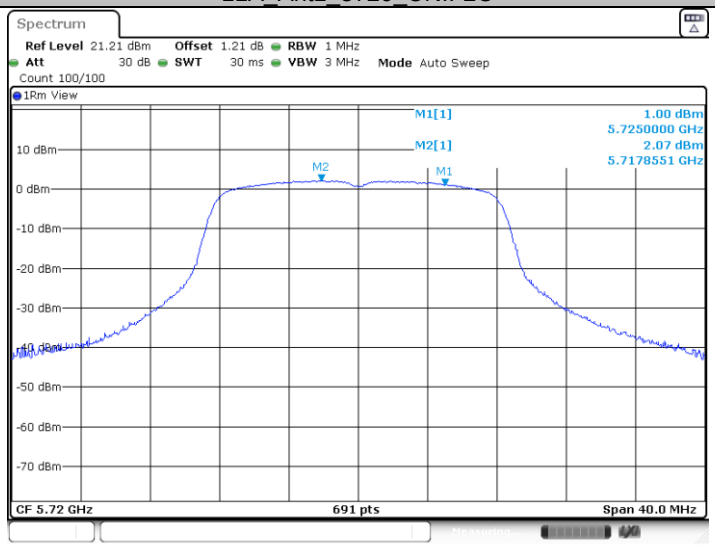

Date: 31.MAY.2022 22:43:27

11A_Ant1_5720_UNII-3

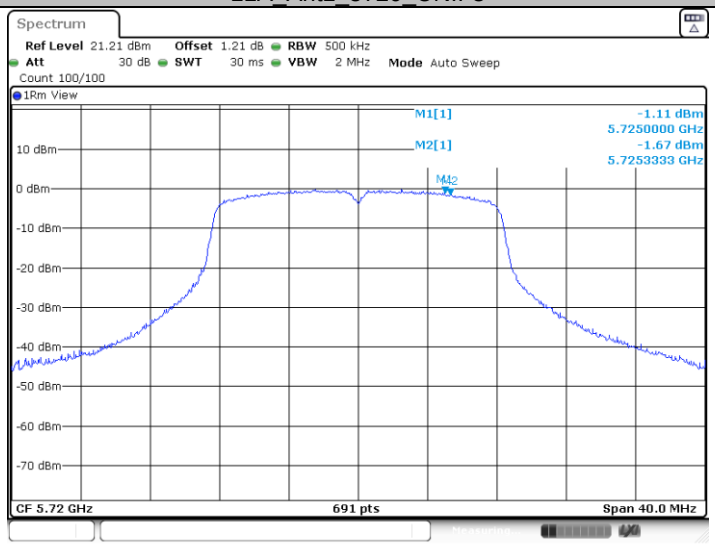

Date: 31.MAY.2022 22:43:36

11A_Ant1_5745

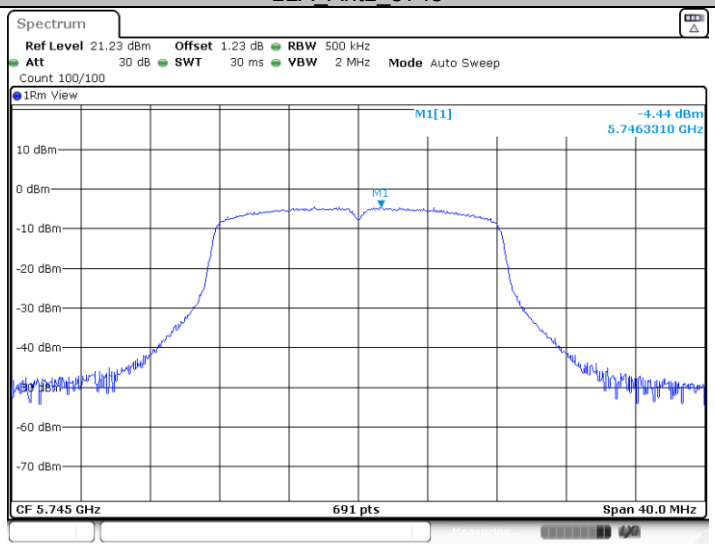

Date: 31.MAY.2022 22:46:11

11A_Ant1_5785

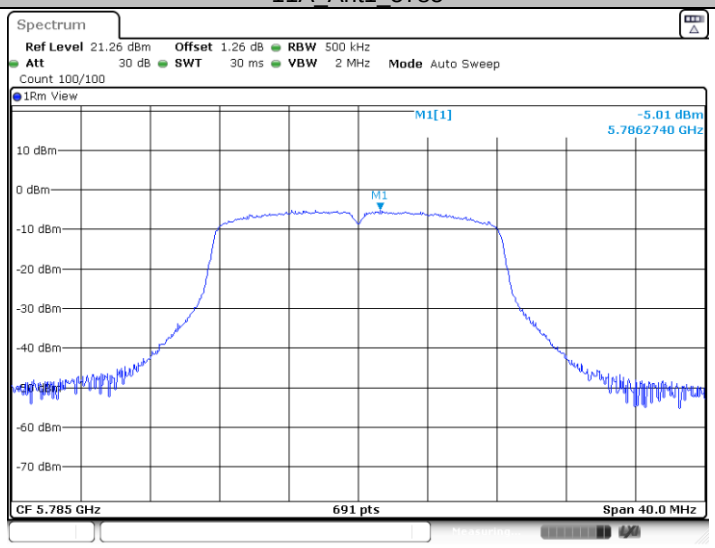

Date: 31.MAY.2022 22:48:43

11A_Ant1_5825

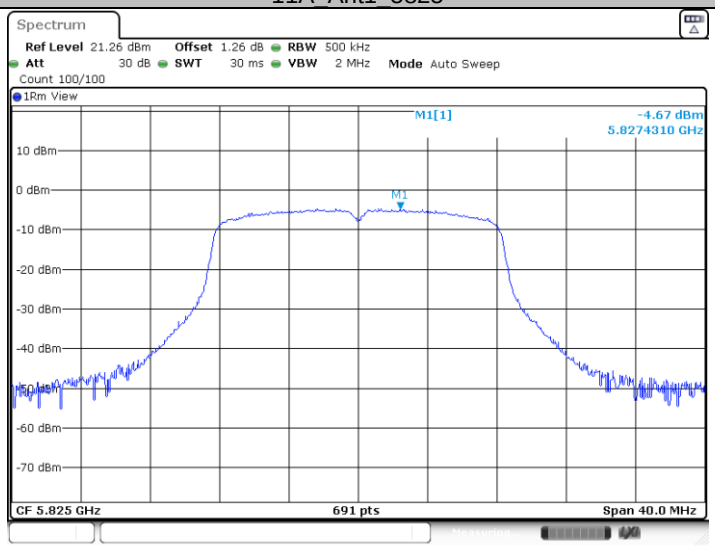

Date: 31.MAY.2022 22:50:35

11N20SISO_Ant1_5180

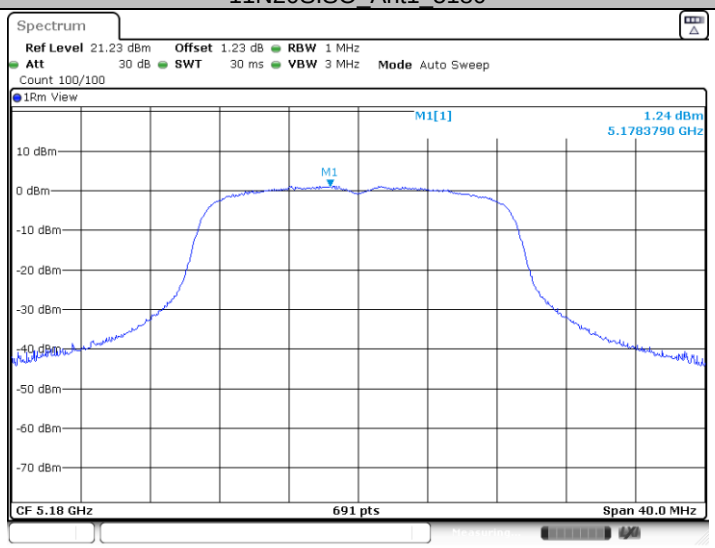

Date: 31.MAY.2022 22:53:11

11N20SISO_Ant1_5200

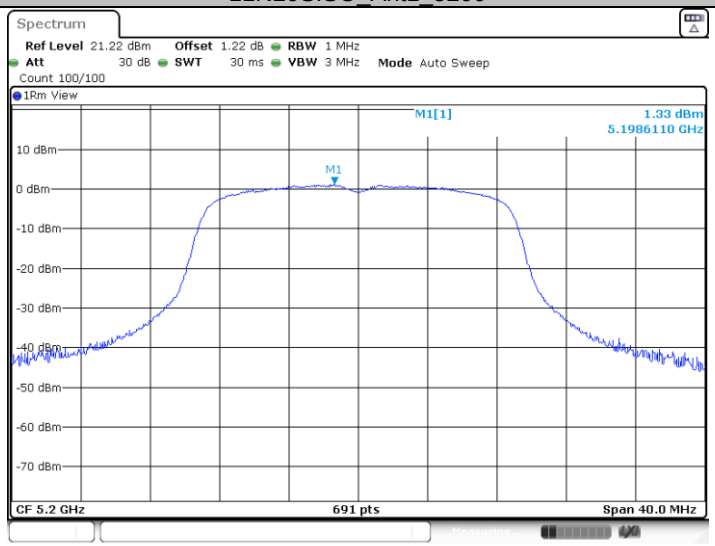

Date: 31.MAY.2022 22:55:30

11N20SISO_Ant1_5240

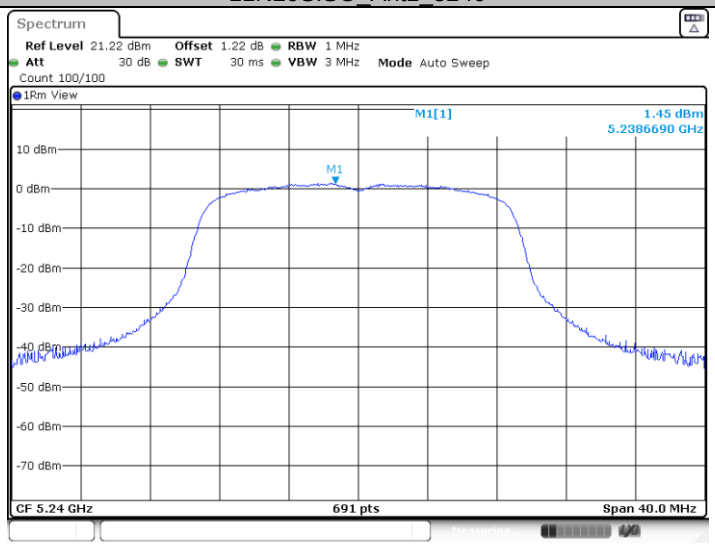

Date: 31.MAY.2022 22:57:53

11N20SISO_Ant1_5260

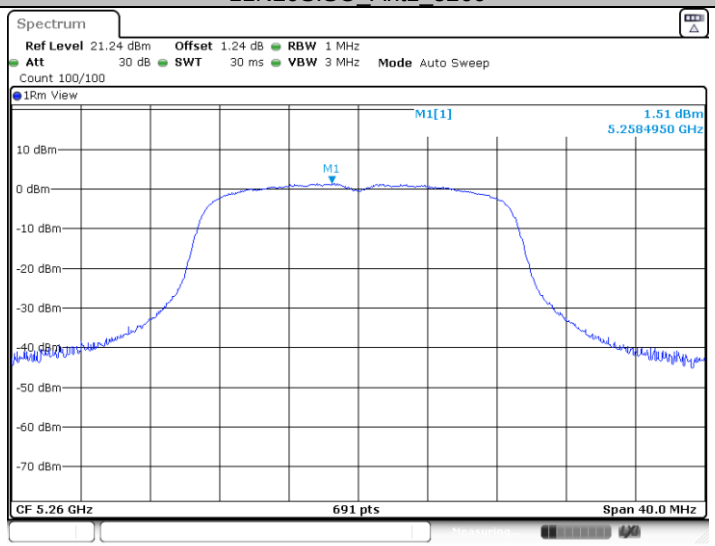

Date: 31.MAY.2022 22:59:34

11N20SISO_Ant1_5280

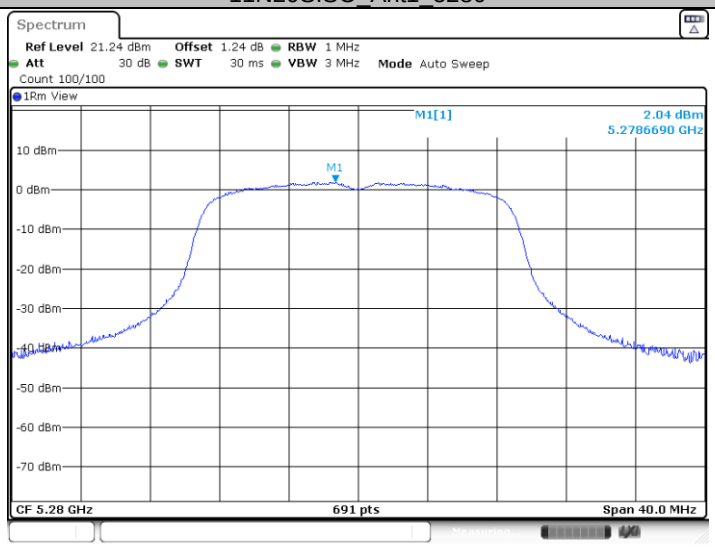

Date: 31.MAY.2022 23:01:38

11N20SISO_Ant1_5320

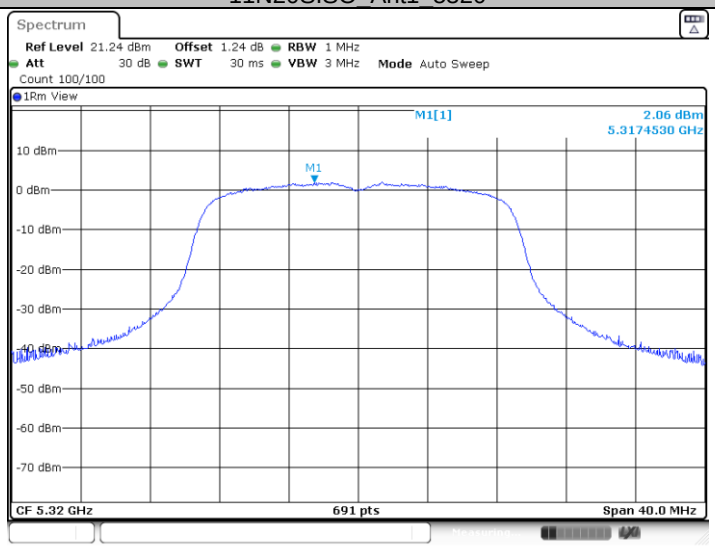

Date: 31.MAY.2022 23:03:13

11N20SISO_Ant1_5500

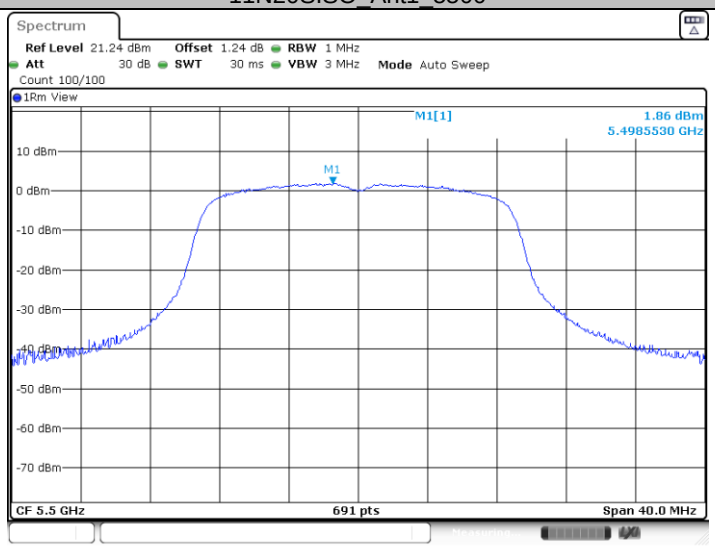

Date: 31.MAY.2022 23:06:05

11N20SISO_Ant1_5580

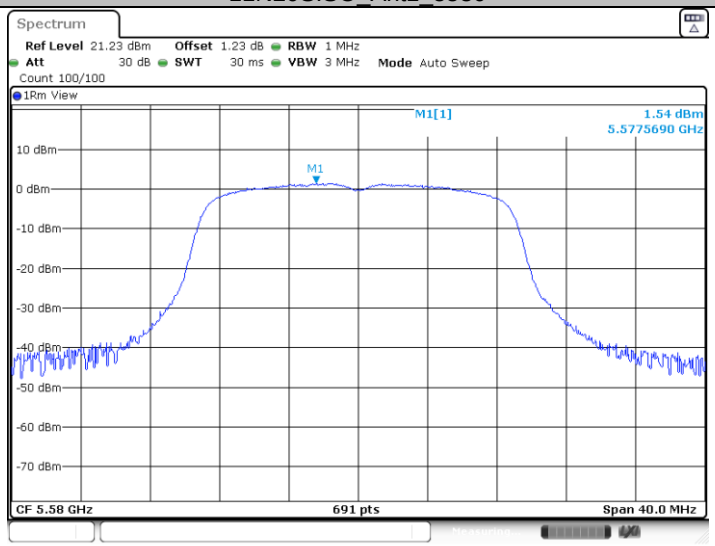

Date: 31.MAY.2022 23:08:19

11N20SISO_Ant1_5700

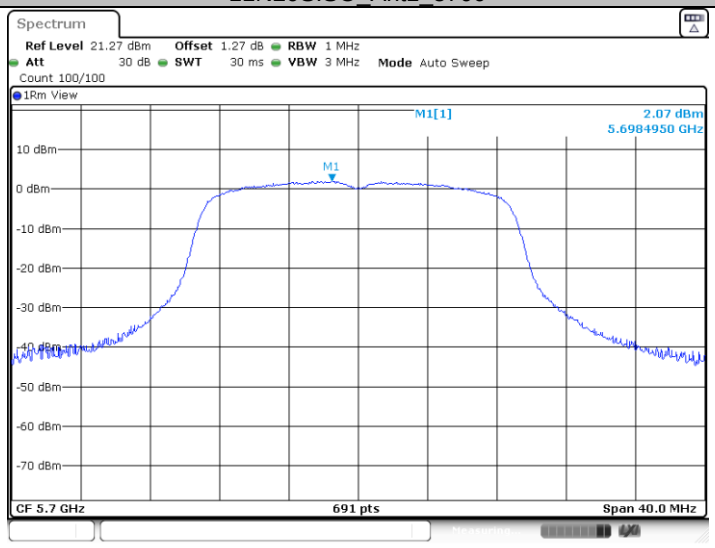

Date: 31.MAY.2022 23:09:58

11N20SISO_Ant1_5720_UNII-2C

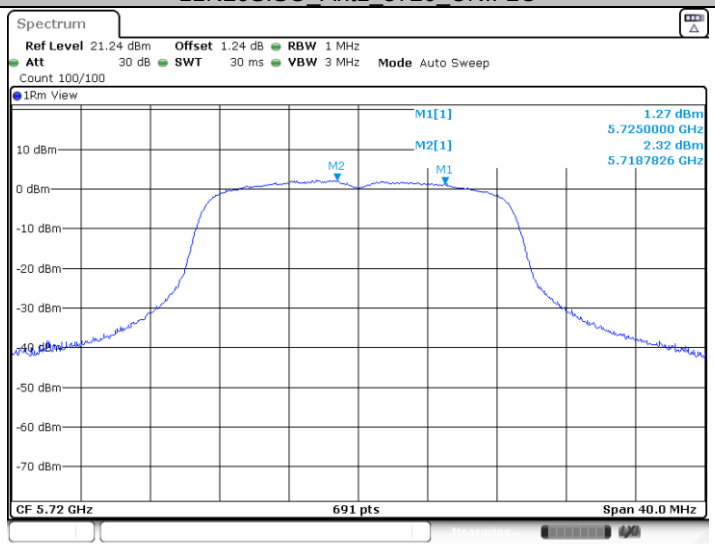

Date: 31.MAY.2022 23:11:56

11N20SISO_Ant1_5720_UNII-3

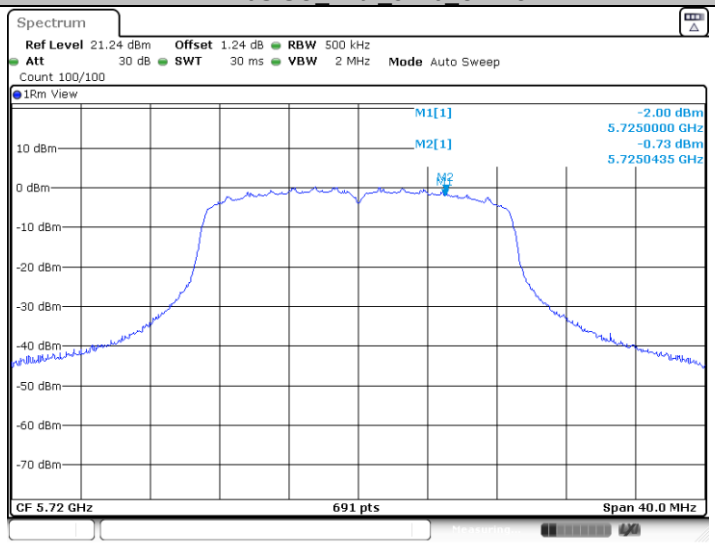

Date: 31.MAY.2022 23:12:05

11N20SISO_Ant1_5745

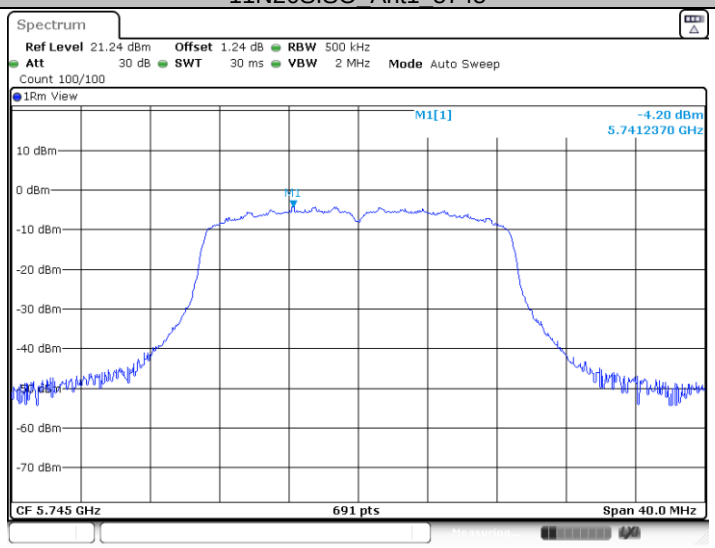

Date: 31.MAY.2022 23:14:34

11N20SISO_Ant1_5785

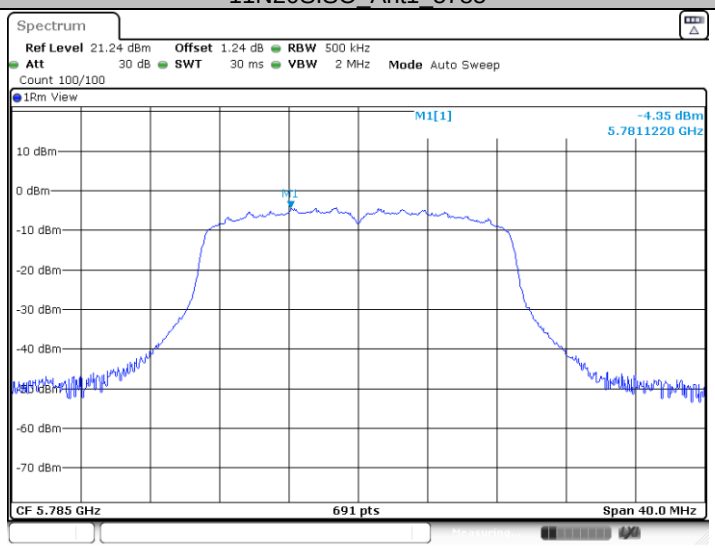

Date: 31.MAY.2022 23:17:34

11N20SISO_Ant1_5825

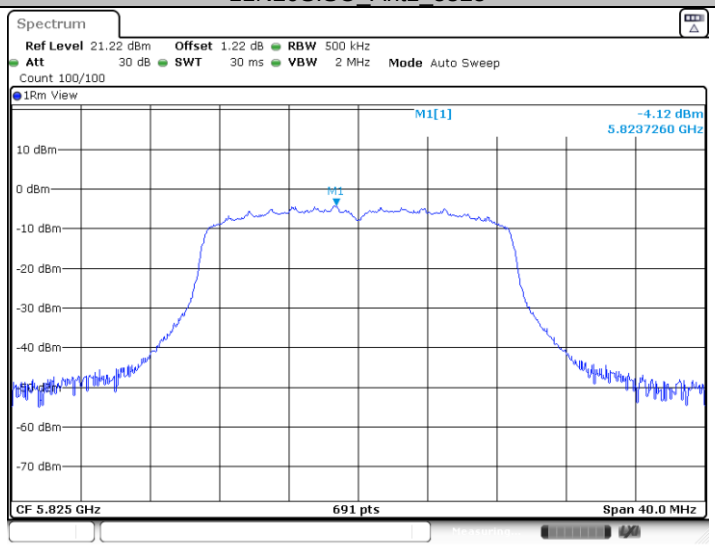

Date: 31.MAY.2022 23:19:45

11N40SISO_Ant1_5190

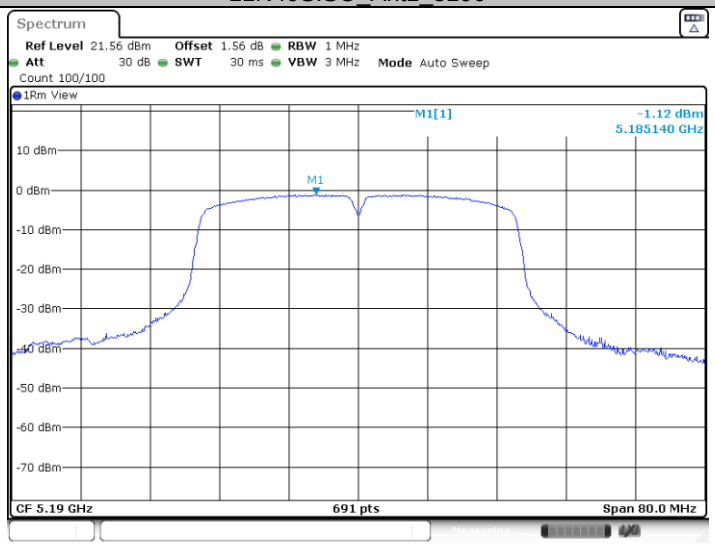

Date: 1.JUN.2022 10:13:25

11N40SISO_Ant1_5230

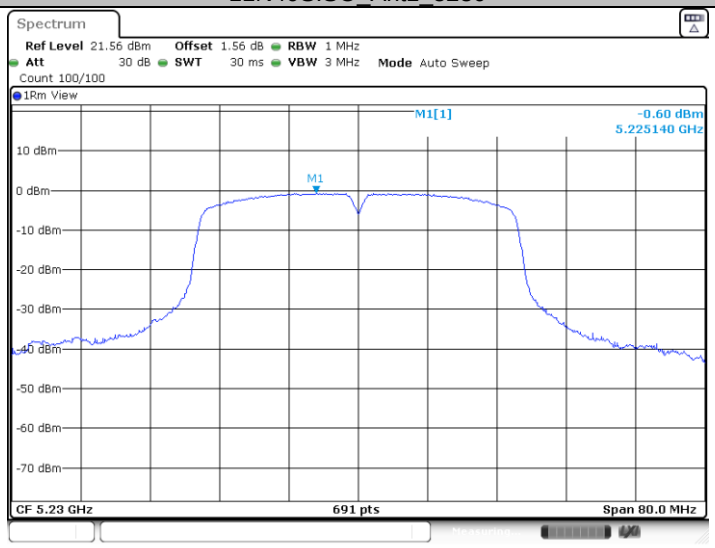

Date: 1.JUN.2022 10:16:10

11N40SISO_Ant1_5270

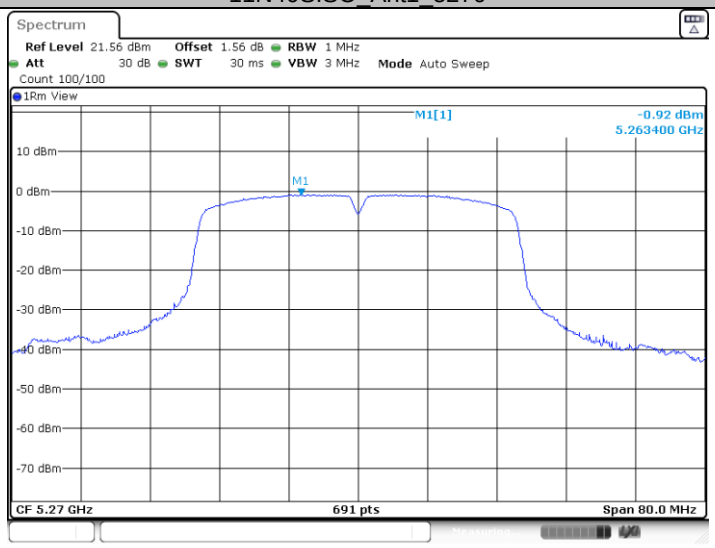

Date: 1.JUN.2022 10:18:10

11N40SISO_Ant1_5310

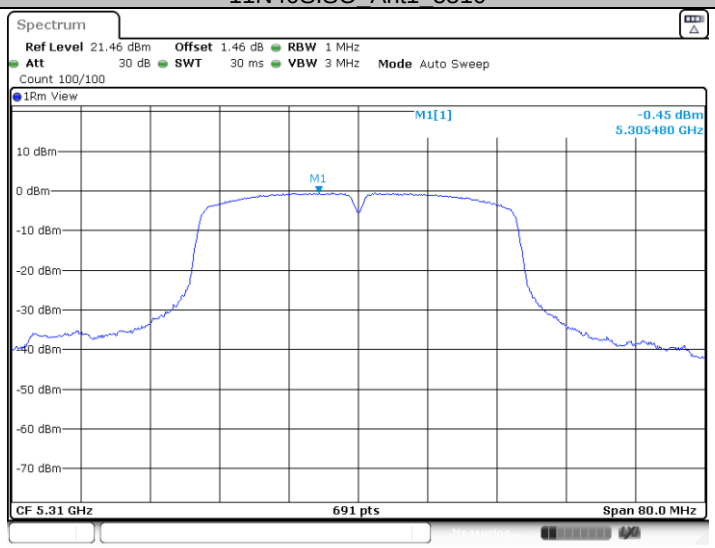

Date: 1.JUN.2022 10:19:48

11N40SISO_Ant1_5510

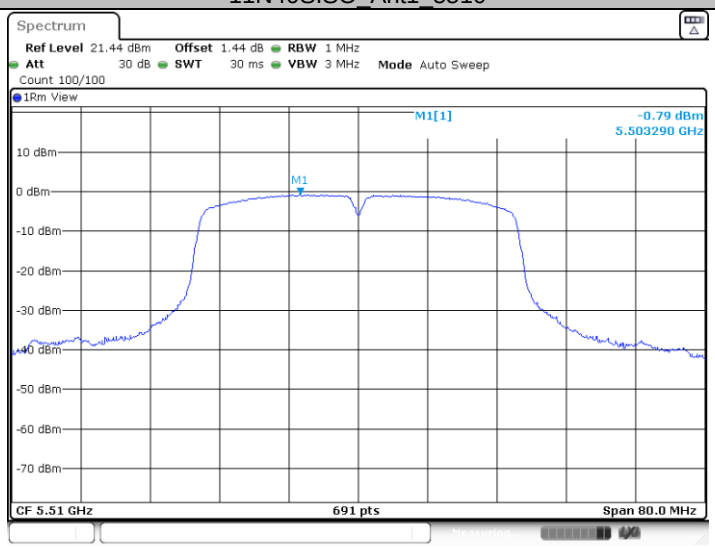

Date: 1.JUN.2022 10:23:08

11N40SISO_Ant1_5550

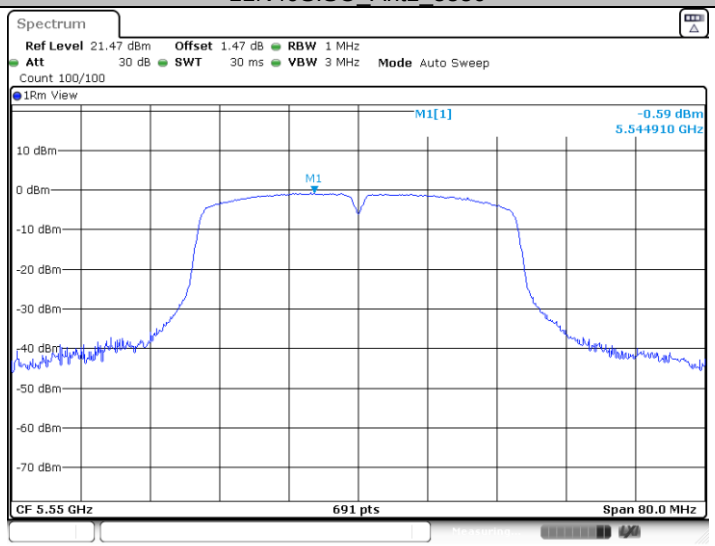

Date: 1.JUN.2022 10:25:19

11N40SISO_Ant1_5670

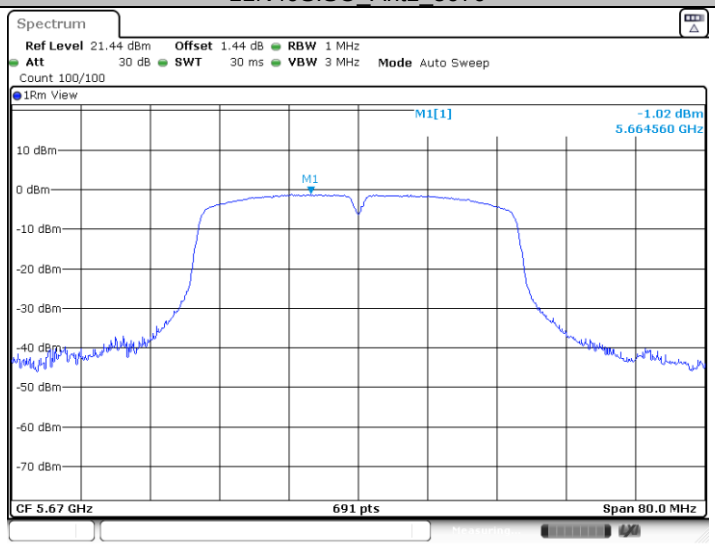

Date: 1.JUN.2022 10:27:30

11N40SISO_Ant1_5710_UNII-2C

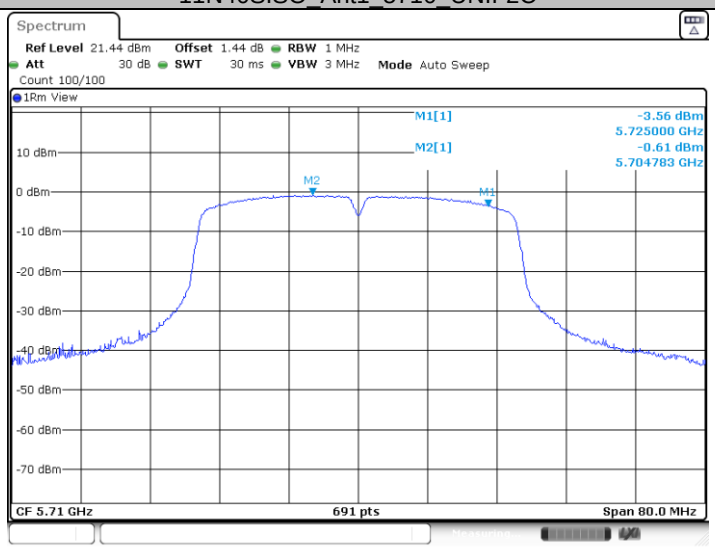

Date: 1.JUN.2022 10:29:54

11N40SISO_Ant1_5710_UNII-3

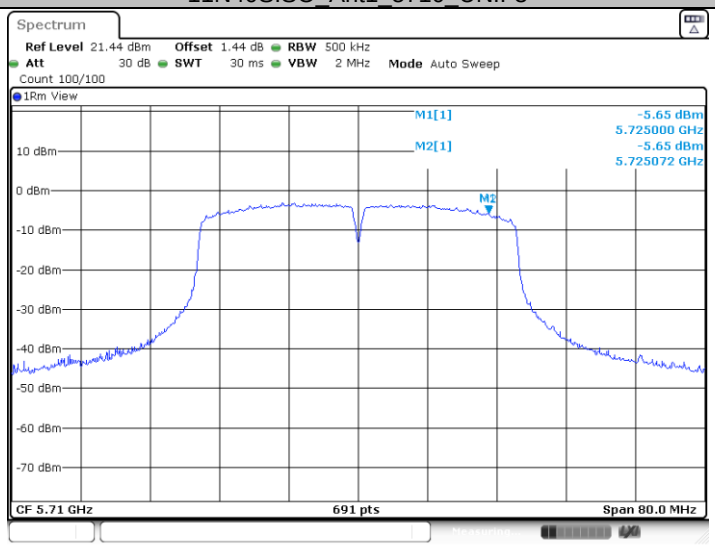

Date: 1.JUN.2022 10:30:02

11N40SISO_Ant1_5755

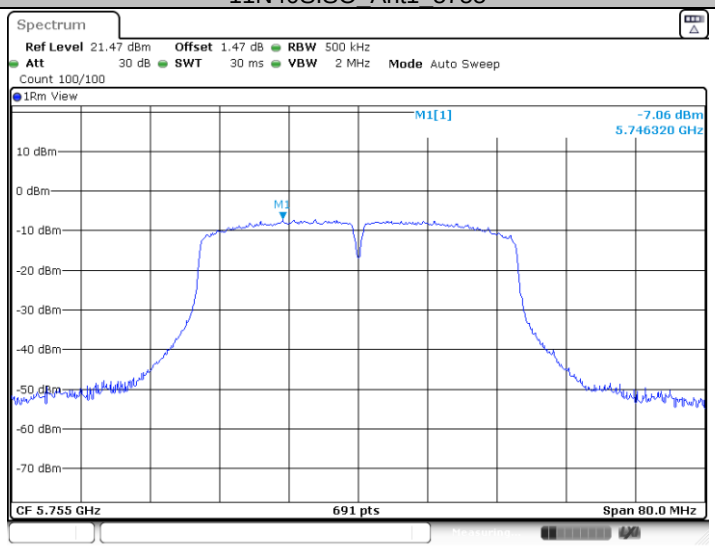

Date: 1.JUN.2022 10:32:15

11N40SISO_Ant1_5795

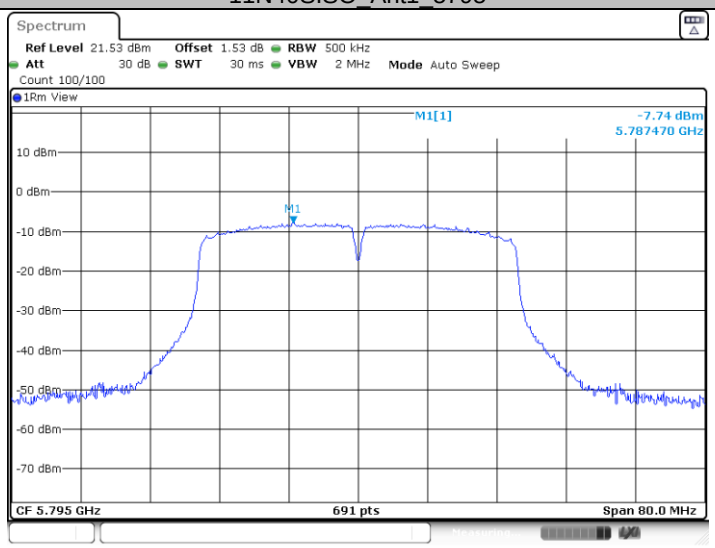

Date: 1.JUN.2022 10:34:25

11AC20SISO_Ant1_5180

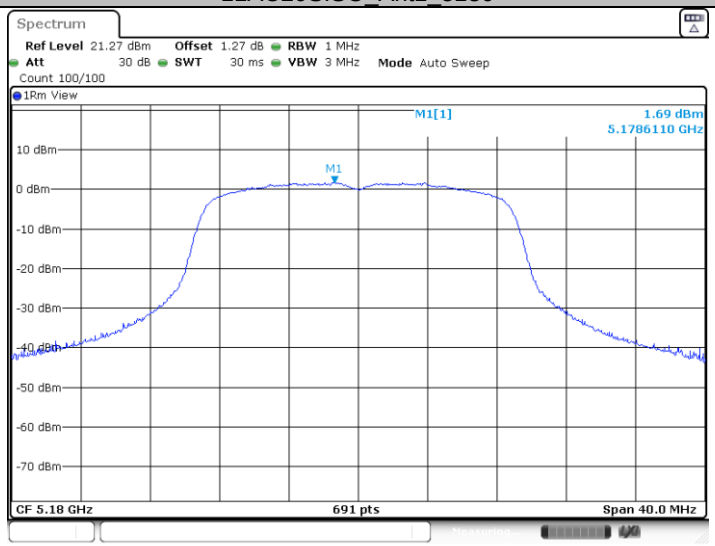

Date: 1.JUN.2022 10:37:42

11AC20SISO_Ant1_5200

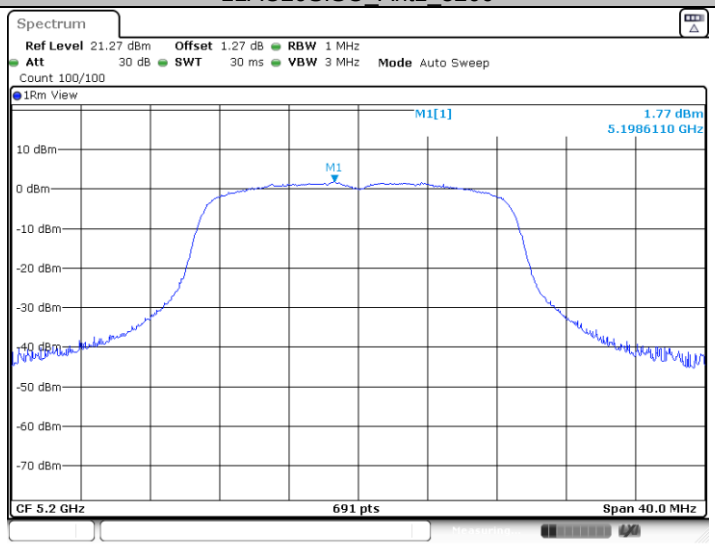

Date: 1.JUN.2022 10:40:08

11AC20SISO_Ant1_5240

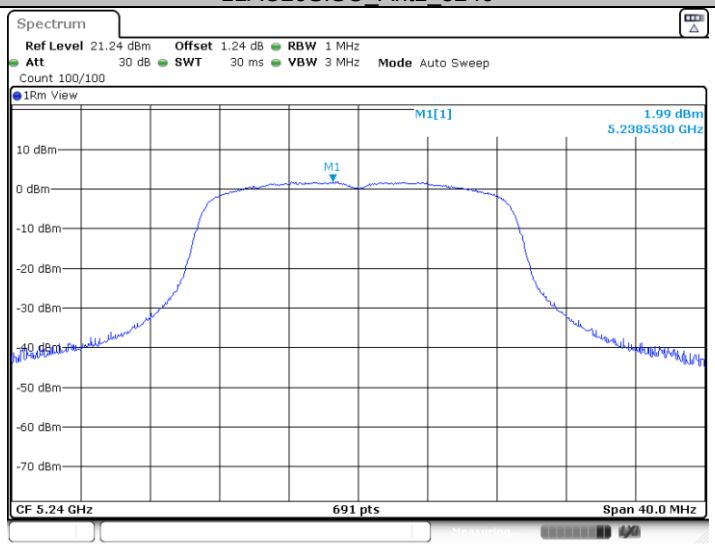

Date: 1.JUN.2022 10:41:49

11AC20SISO_Ant1_5260

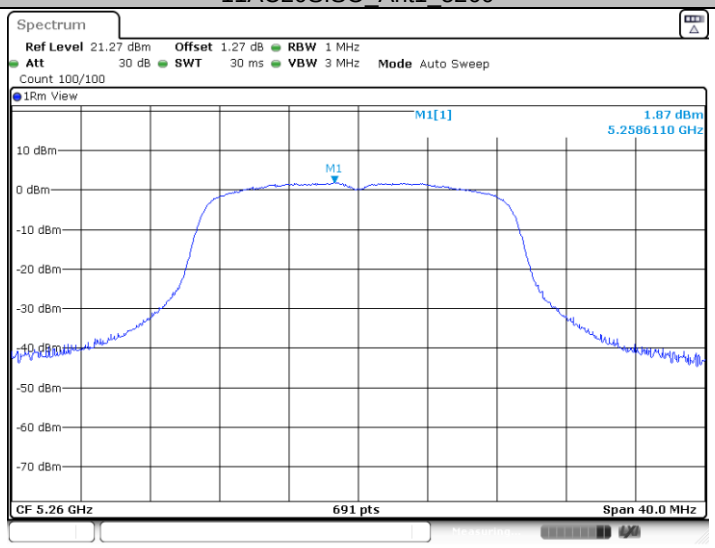

Date: 1.JUN.2022 10:43:25

11AC20SISO_Ant1_5280

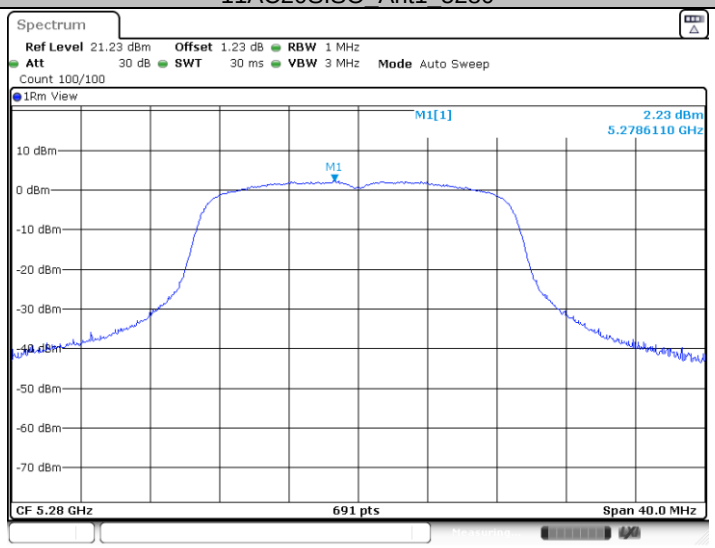

Date: 1.JUN.2022 10:45:03

11AC20SISO_Ant1_5320

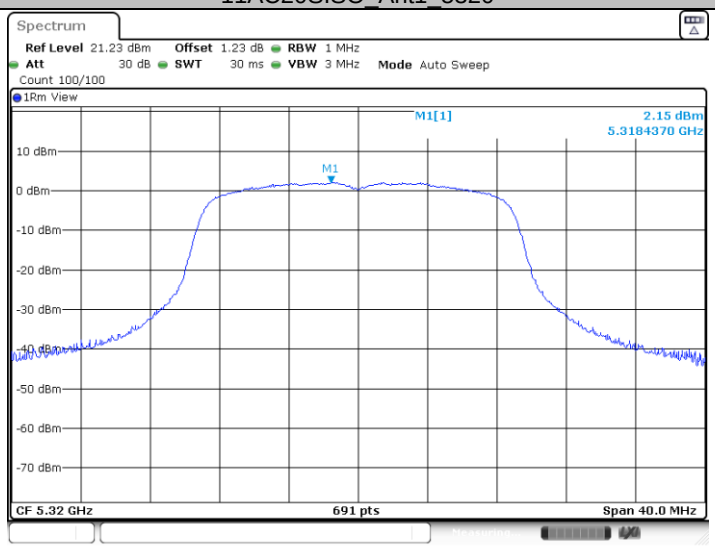

Date: 1.JUN.2022 10:46:52

11AC20SISO_Ant1_5500

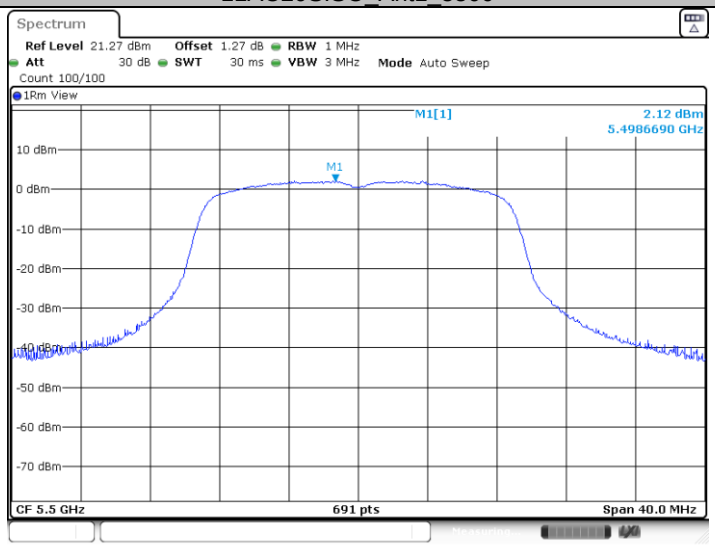

Date: 1.JUN.2022 10:48:51

11AC20SISO_Ant1_5580

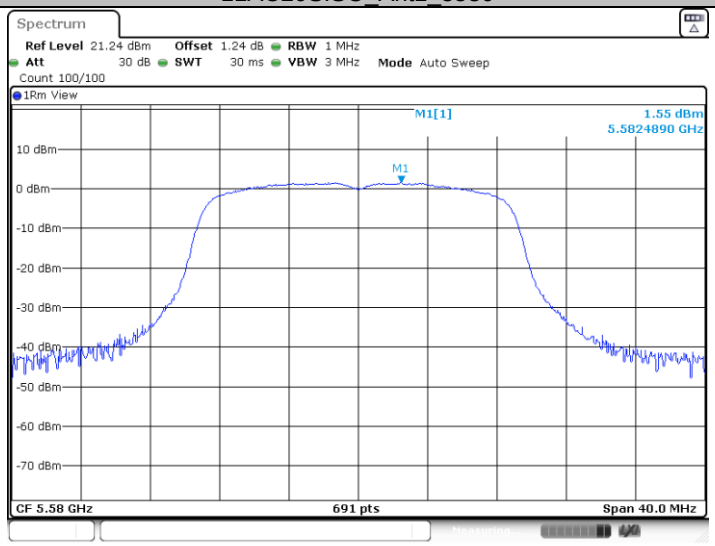

Date: 1.JUN.2022 10:50:45

11AC20SISO_Ant1_5700

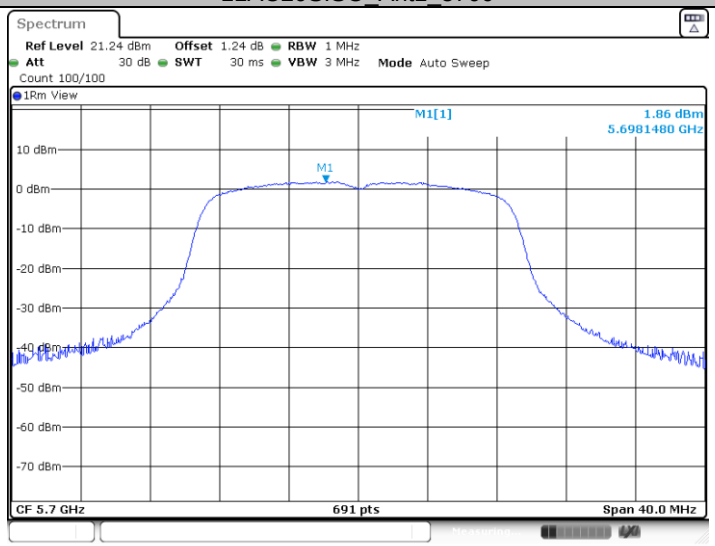

Date: 1.JUN.2022 10:52:34

11AC20SISO_Ant1_5720_UNII-2C

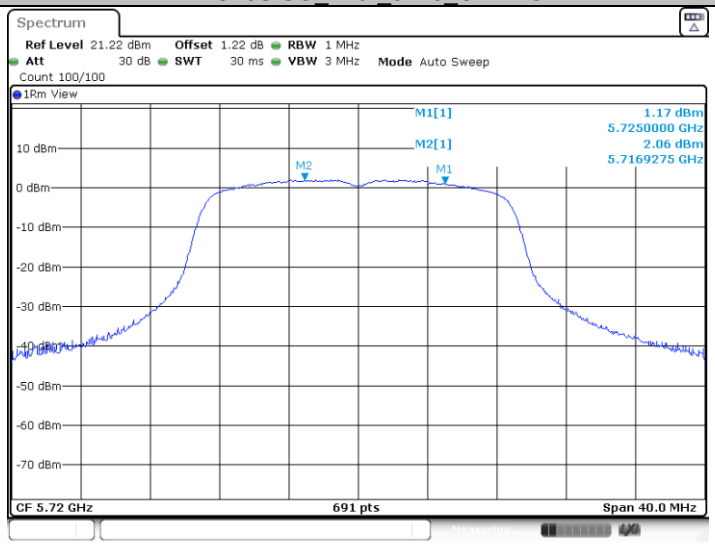

Date: 1.JUN.2022 10:54:42

11AC20SISO_Ant1_5720_UNII-3

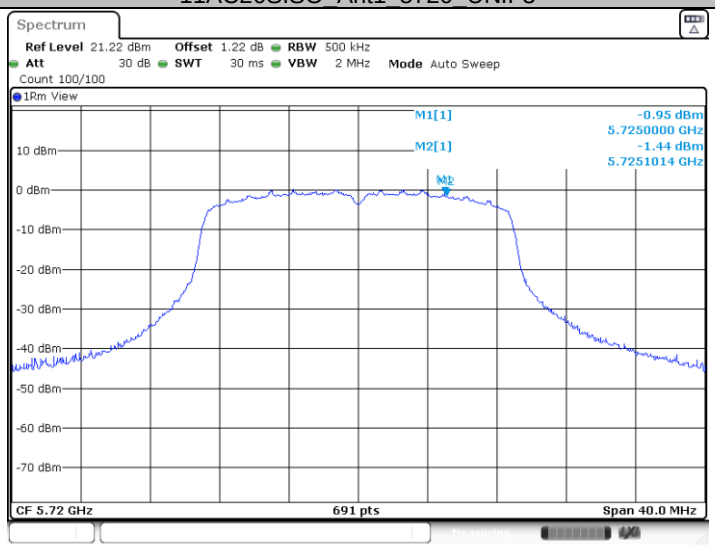

Date: 1.JUN.2022 10:54:51

11AC20SISO_Ant1_5745

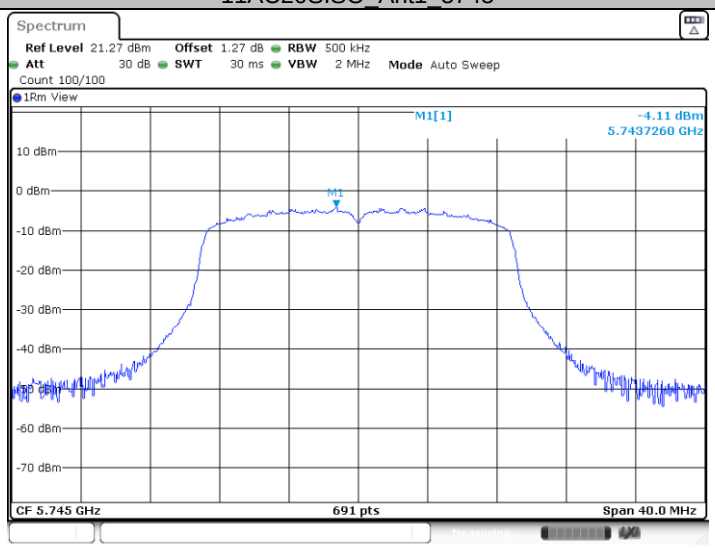

Date: 1.JUN.2022 10:57:50

11AC20SISO_Ant1_5785

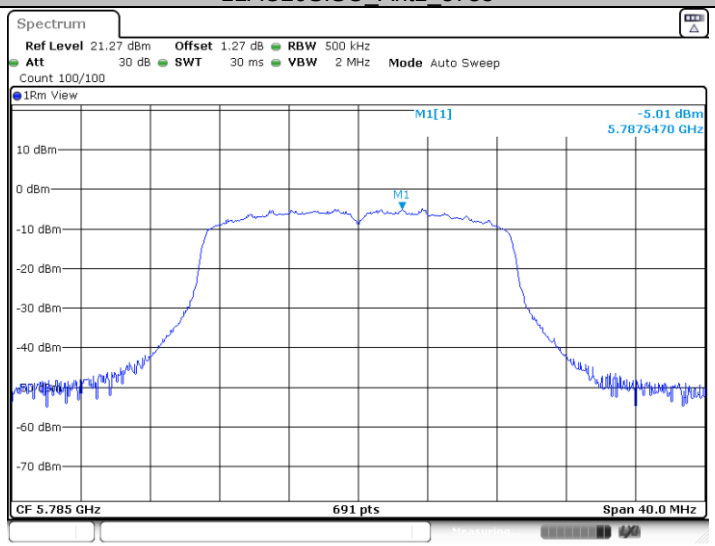

Date: 1.JUN.2022 11:00:28

11AC20SISO_Ant1_5825

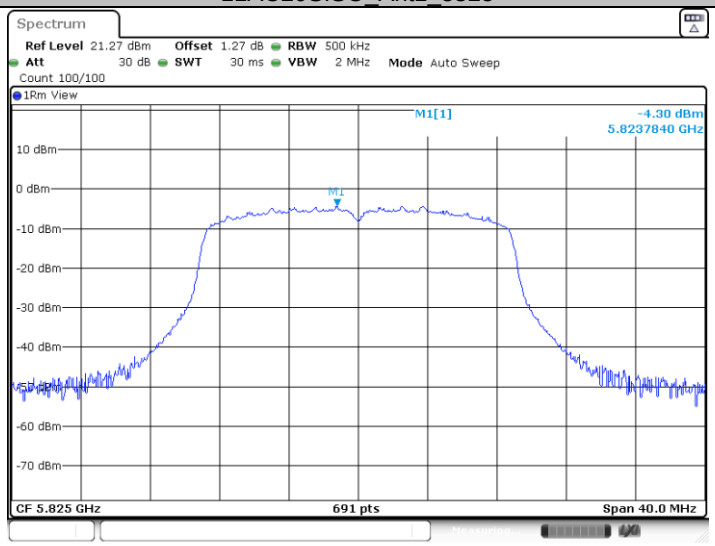

Date: 1.JUN.2022 11:02:25

11AC40SISO_Ant1_5190

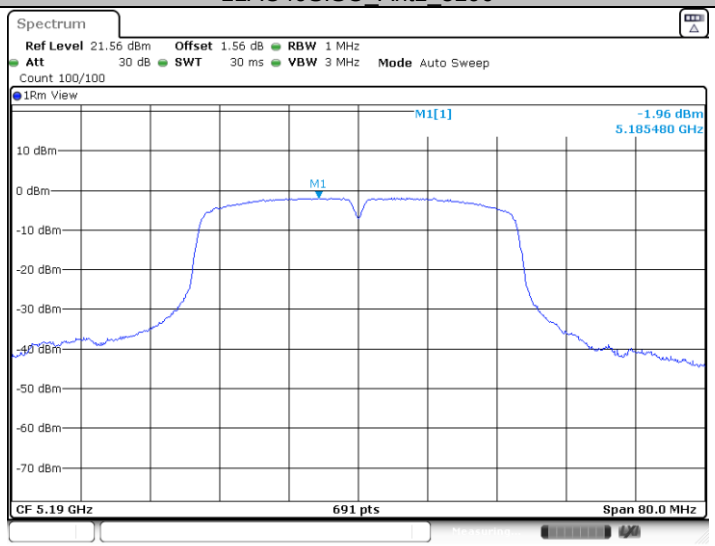

Date: 1.JUN.2022 11:05:08

11AC40SISO_Ant1_5230

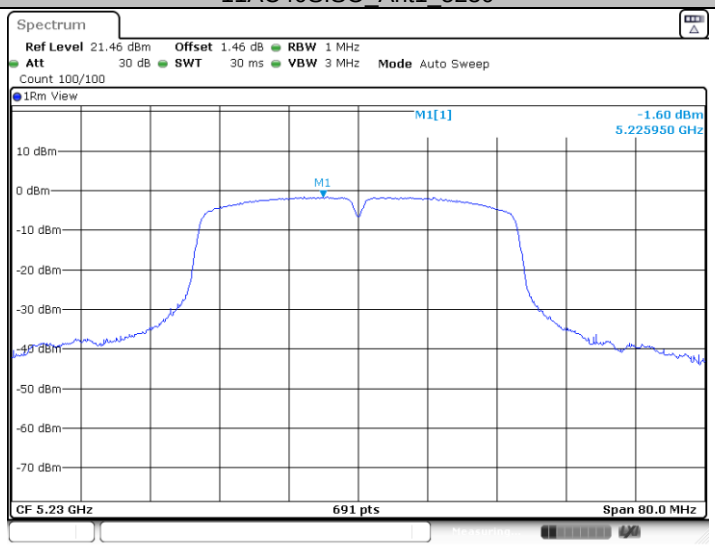

Date: 1.JUN.2022 11:08:03

11AC40SISO_Ant1_5270

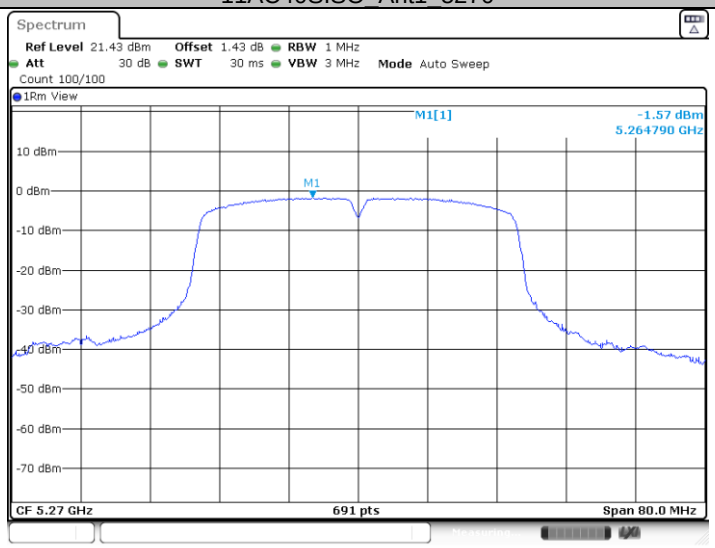

Date: 1.JUN.2022 11:13:21

11AC40SISO_Ant1_5310

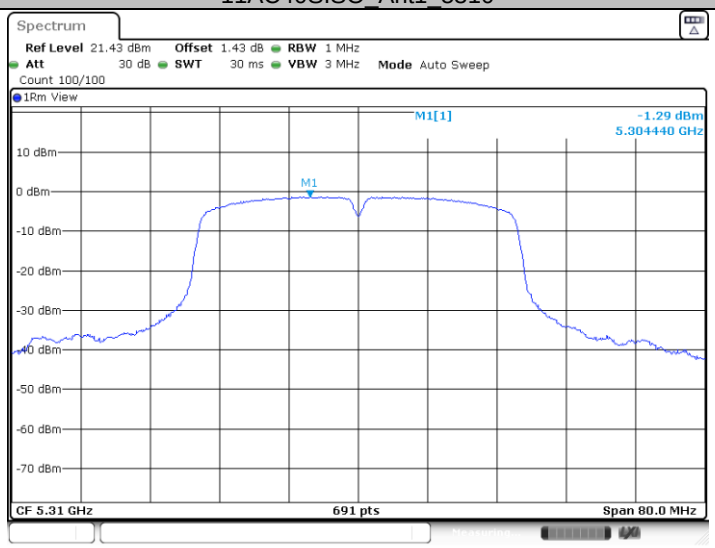

Date: 1.JUN.2022 11:15:03

11AC40SISO_Ant1_5510

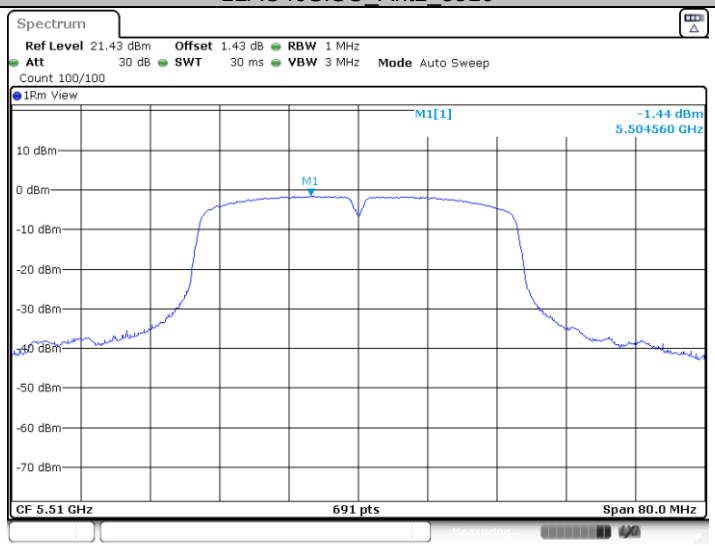

Date: 1.JUN.2022 11:18:32

11AC40SISO_Ant1_5550

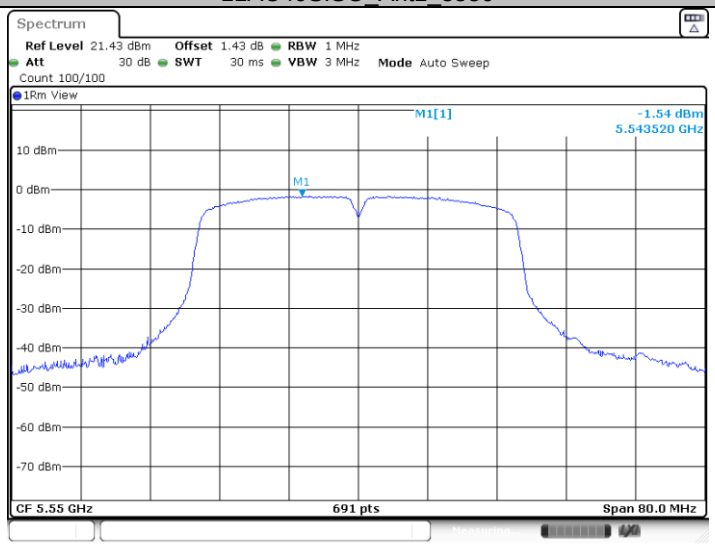

Date: 1.JUN.2022 11:20:48

11AC40SISO_Ant1_5670

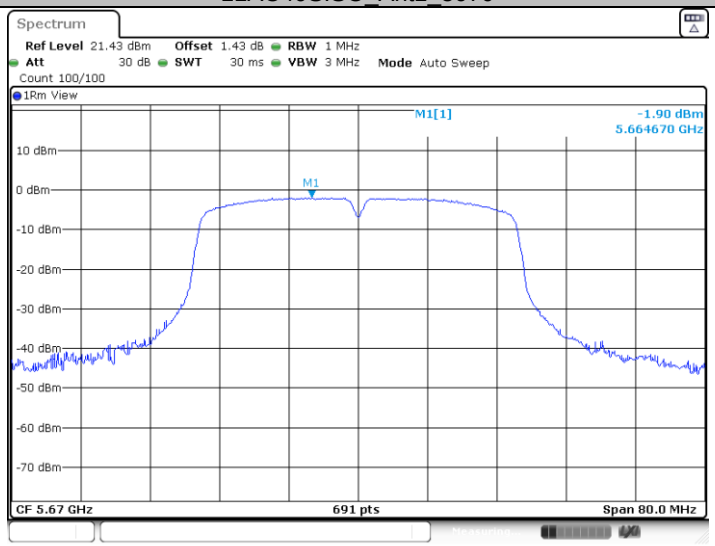

Date: 1.JUN.2022 11:24:11

11AC40SISO_Ant1_5710_UNII-2C

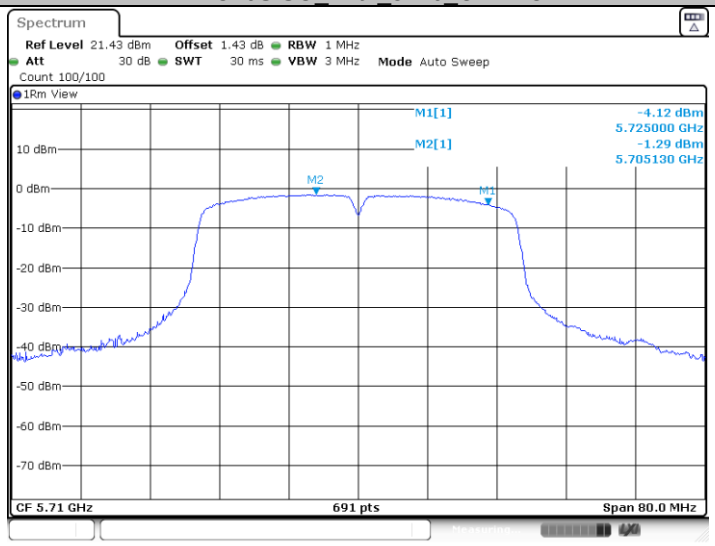

Date: 1.JUN.2022 11:26:16

11AC40SISO_Ant1_5710_UNII-3

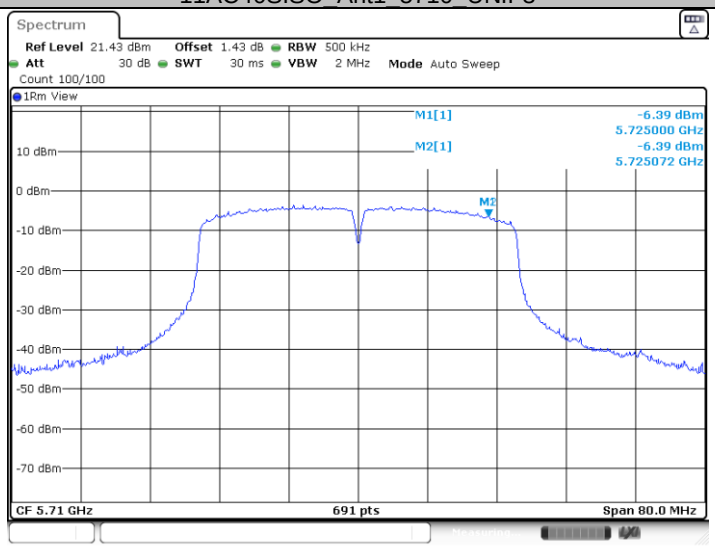

Date: 1.JUN.2022 11:26:25

11AC40SISO_Ant1_5755

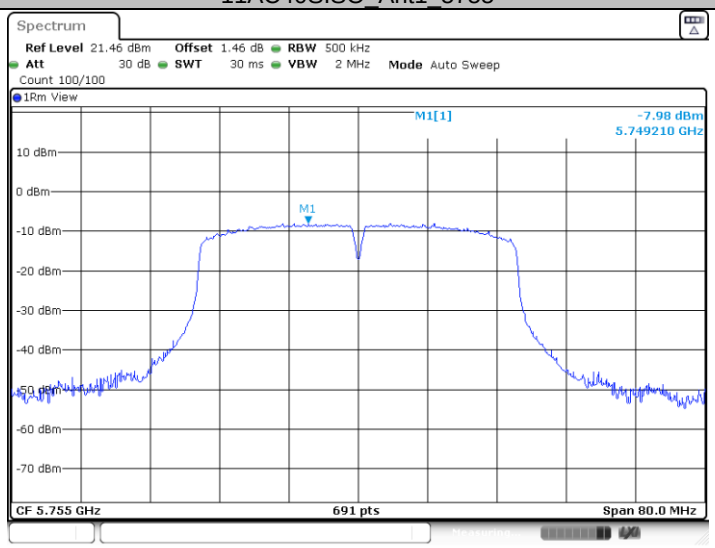

Date: 1.JUN.2022 11:29:08

11AC40SISO_Ant1_5795

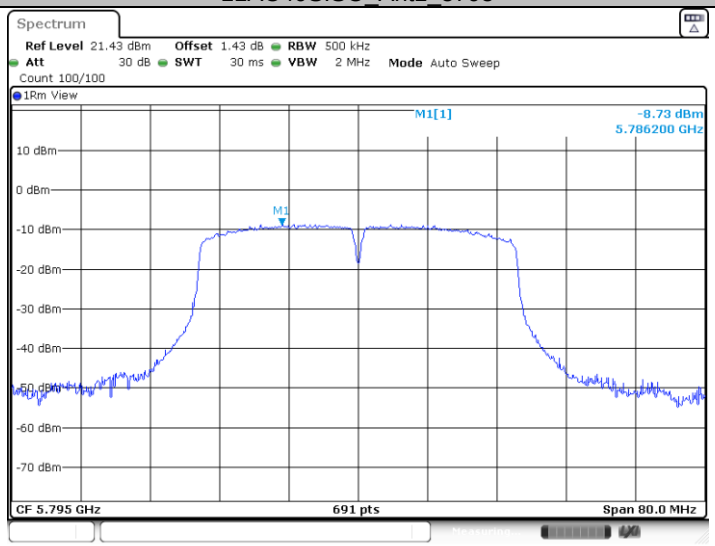

Date: 1.JUN.2022 11:31:39

11AC80SISO_Ant1_5210

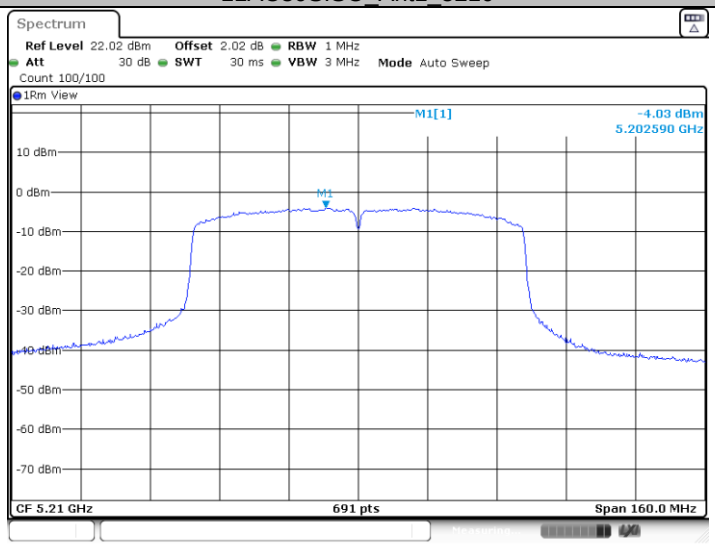

Date: 1.JUN.2022 11:38:45

11AC80SISO_Ant1_5290

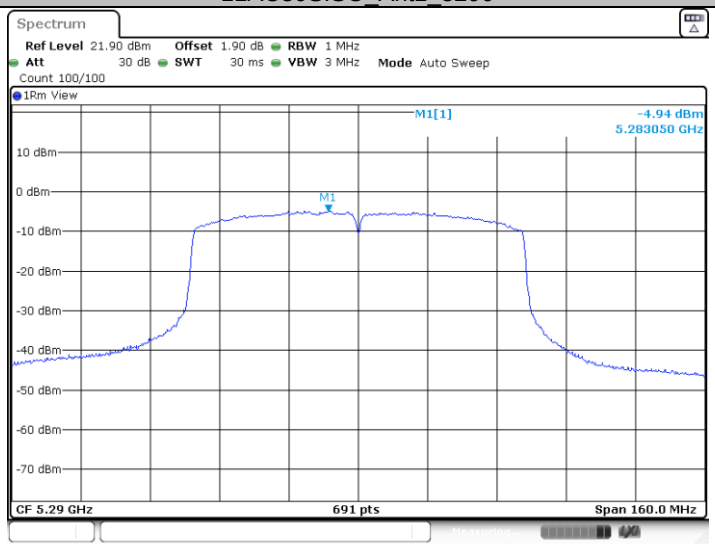

Date: 1.JUN.2022 11:41:28

11AC80SISO_Ant1_5530

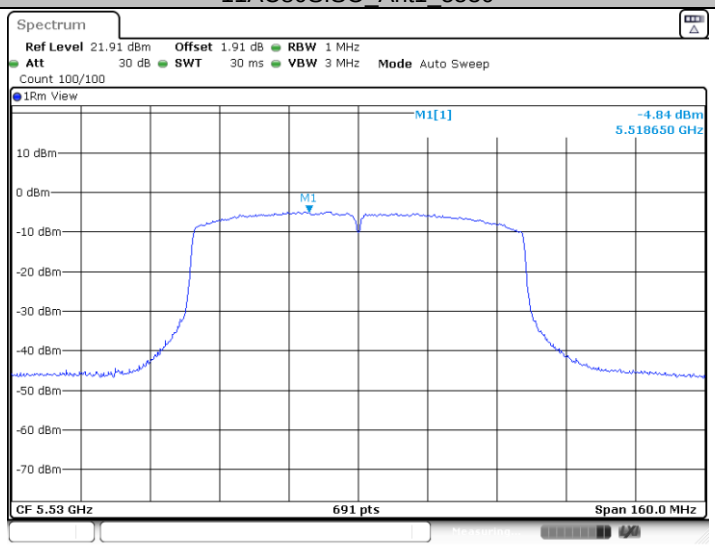

Date: 1.JUN.2022 11:43:18

11AC80SISO_Ant1_5610

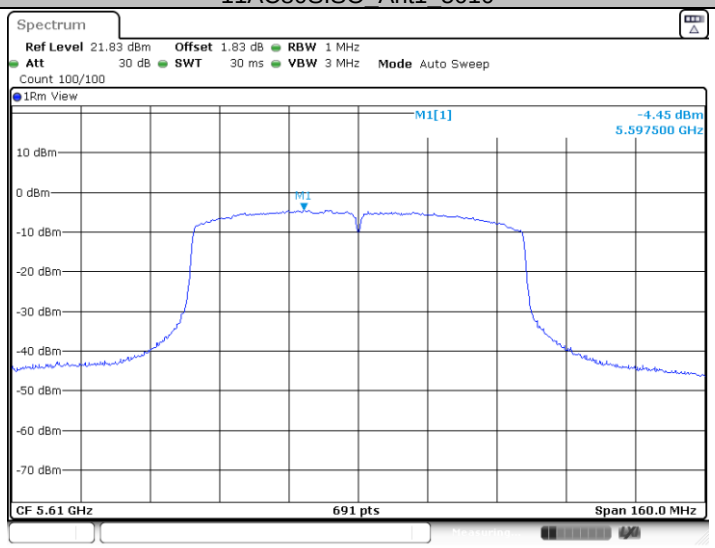

Date: 1.JUN.2022 11:48:28

11AC80SISO_Ant1_5690_UNII-2C

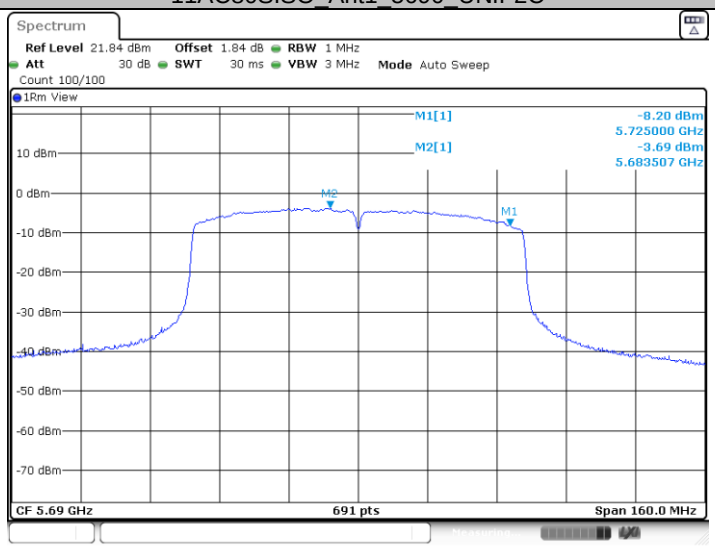

Date: 1.JUN.2022 11:51:36