11ax40_5795MHz _26Tone_RU17:

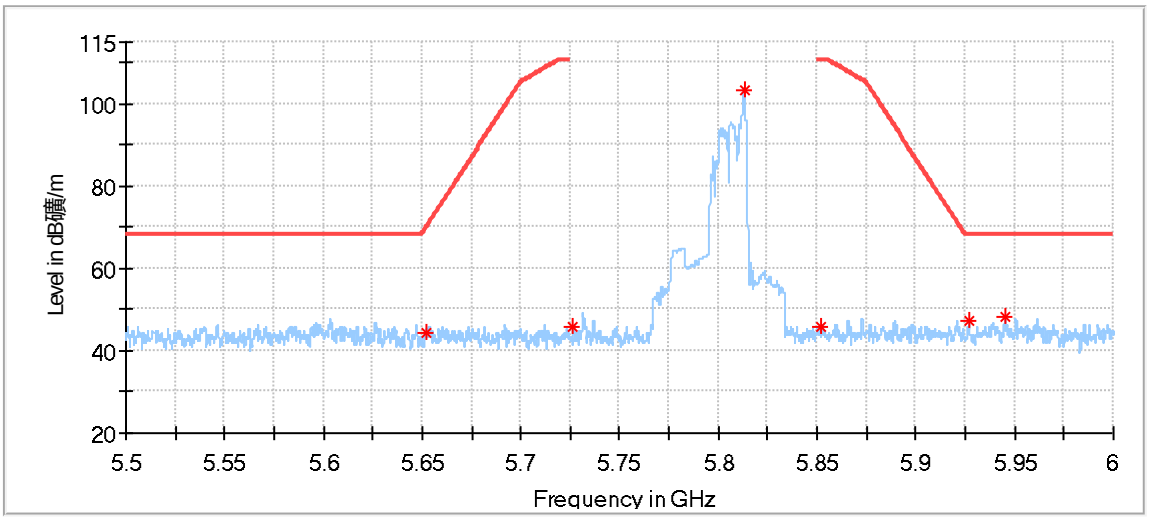

Frequency (MHz)	MaxPeak (dBµV/m)	Limit (dBµV/m)	Margin (dB)	Height (cm)	Pol	Azimuth (deg)	Corr. (dB/m)
5652.125000	44.38	69.77	25.39	150.0	H	296.0	4.42
5726.583333	45.87	---	---	150.0	H	47.0	4.44
5813.125000	103.30	---	---	150.0	H	0.0	4.78
5852.208333	45.92	110.80	64.88	150.0	H	7.0	4.87
5926.750000	47.22	68.20	20.98	150.0	H	0.0	5.28
5945.083333	48.05	68.20	20.15	150.0	H	208.0	5.40

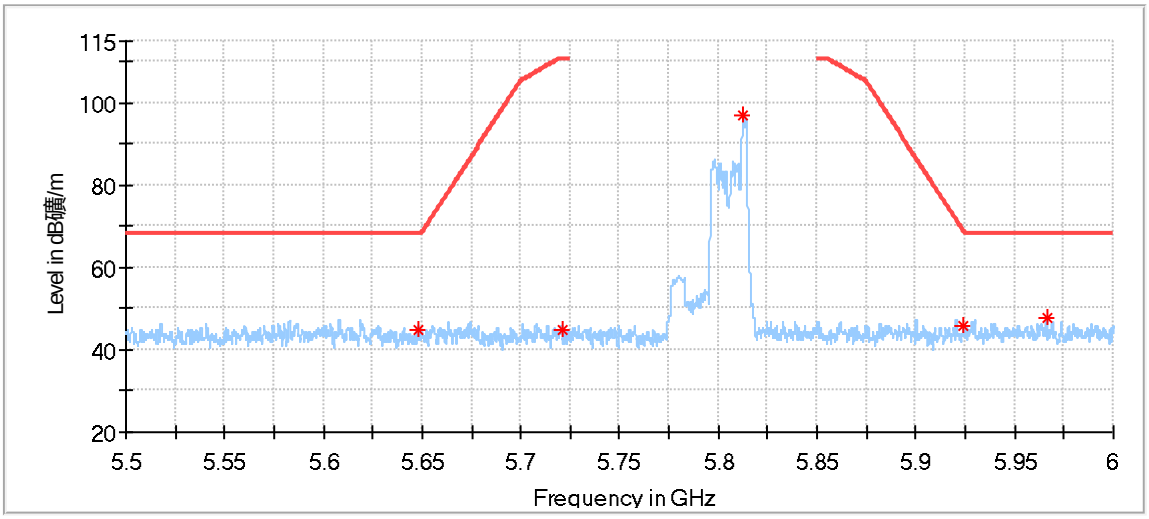

Frequency (MHz)	MaxPeak (dBµV/m)	Limit (dBµV/m)	Margin (dB)	Height (cm)	Pol	Azimuth (deg)	Corr. (dB/m)
5648.083333	44.77	68.20	23.43	150.0	V	158.0	4.43
5720.791667	45.03	110.80	65.77	150.0	V	347.0	4.44
5812.583333	96.80	---	---	150.0	V	305.0	4.78
5923.916667	45.68	69.00	23.32	150.0	V	217.0	5.26
5966.250000	47.56	68.20	20.64	150.0	V	305.0	5.40

TÜV SÜD Certification and Testing (China) Co., Ltd. Shenzhen Branch
Building 12&13, Zhiheng Wisdomland Business Park, Guankou Erlu, Nantou,
Nanshan District, Shenzhen City, 518052, P. R. China Tel. +86 755 8828 6998,
Fax: +86 755 8828 5299

11ax40_5190MHz_484Tone_R65:

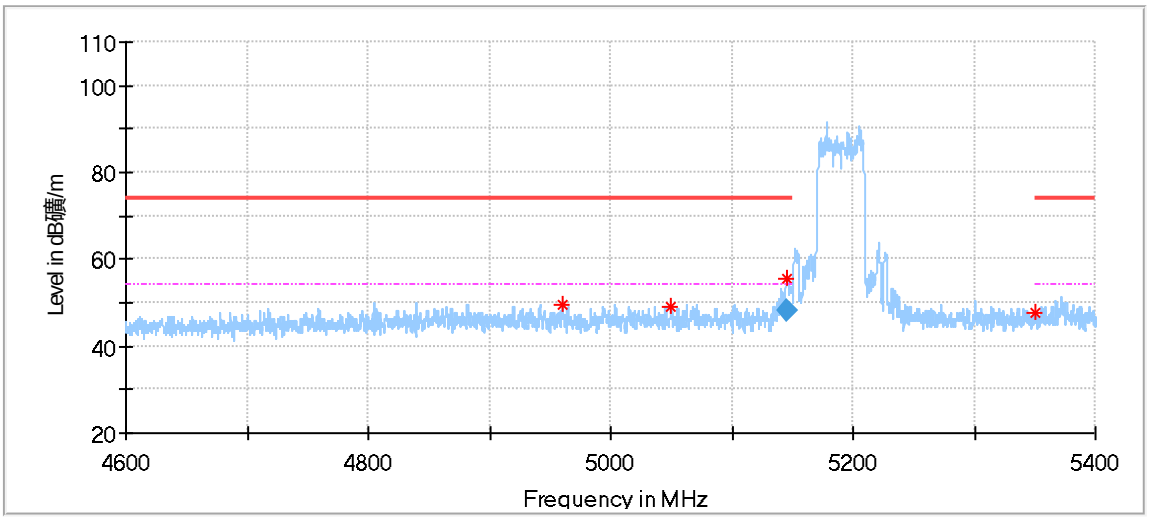

Frequency (MHz)	MaxPeak (dBµV/m)	Limit (dBµV/m)	Margin (dB)	Height (cm)	Pol	Azimuth (deg)	Corr. (dB/m)
4960.400000	49.49	74.00	24.52	150.0	H	171.0	3.36
5049.733333	49.17	74.00	24.83	150.0	H	237.0	3.38
5145.066667	55.65	74.00	18.35	150.0	H	186.0	3.26
5350.933333	47.63	74.00	26.37	150.0	H	346.0	3.85
Frequency (MHz)	**Average (dBµV/m)**	**Limit (dBµV/m)**	**Margin (dB)**	**Height (cm)**	**Pol**	**Azimuth (deg)**	**Corr. (dB/m)**
5145.066667	48.10	54.00	5.90	150.0	H	186.0	3.26

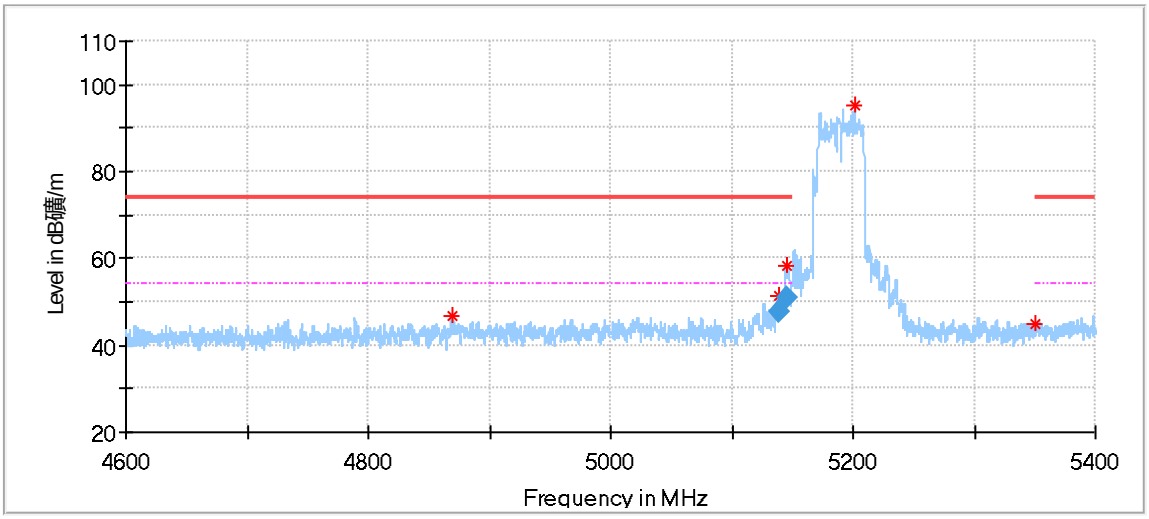

Frequency (MHz)	MaxPeak (dBµV/m)	Limit (dBµV/m)	Margin (dB)	Height (cm)	Pol	Azimuth (deg)	Corr. (dB/m)
4868.600000	46.89	74.00	27.11	150.0	V	309.0	3.00
5138.933333	51.45	74.00	22.55	150.0	V	97.0	3.27
5145.000000	58.22	74.00	15.78	150.0	V	207.0	3.26
5201.200000	95.03	---	---	150.0	V	82.0	3.39
5350.000000	44.94	74.00	29.06	150.0	V	111.0	3.84
Frequency (MHz)	**Average (dBµV/m)**	**Limit (dBµV/m)**	**Margin (dB)**	**Height (cm)**	**Pol**	**Azimuth (deg)**	**Corr. (dB/m)**
5138.933333	47.62	54.00	6.38	150.0	V	97.0	3.27
5145.000000	50.95	54.00	3.05	150.0	V	207.0	3.26

TÜV SÜD Certification and Testing (China) Co., Ltd. Shenzhen Branch
Building 12&13, Zhiheng Wisdomland Business Park, Guankou Erlu, Nantou,
Nanshan District, Shenzhen City, 518052, P. R. China Tel. +86 755 8828 6998,
Fax: +86 755 8828 5299

11ax40_5310MHz_484Tone_R65:

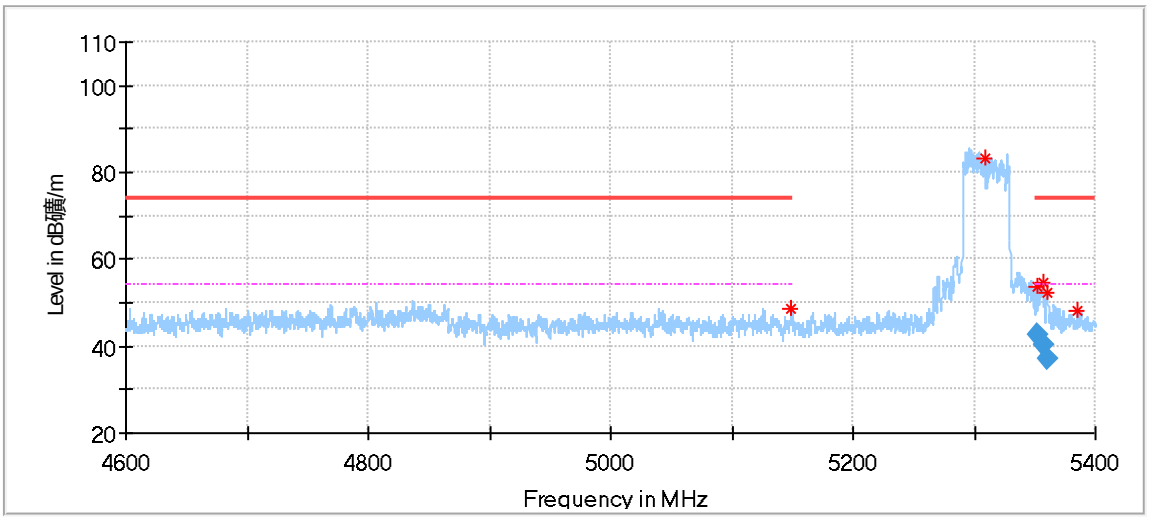

Frequency (MHz)	MaxPeak (dBµV/m)	Limit (dBµV/m)	Margin (dB)	Height (cm)	Pol	Azimuth (deg)	Corr. (dB/m)
5149.400000	48.61	74.00	25.39	150.0	H	65.0	3.25
5309.000000	83.21	---	---	150.0	H	139.0	3.64
5351.266667	53.87	74.00	20.13	150.0	H	51.0	3.85
5356.600000	54.53	74.00	19.47	150.0	H	51.0	3.87
5360.333333	52.49	74.00	21.51	150.0	H	51.0	3.88
5385.266667	48.00	74.00	26.00	150.0	H	146.0	4.03
Frequency (MHz)	**Average (dBµV/m)**	**Limit (dBµV/m)**	**Margin (dB)**	**Height (cm)**	**Pol**	**Azimuth (deg)**	**Corr. (dB/m)**
5351.266667	42.78	54.00	11.22	150.0	H	51.0	3.85
5356.600000	40.15	54.00	13.85	150.0	H	51.0	3.87
5360.333333	37.29	54.00	16.71	150.0	H	51.0	3.88

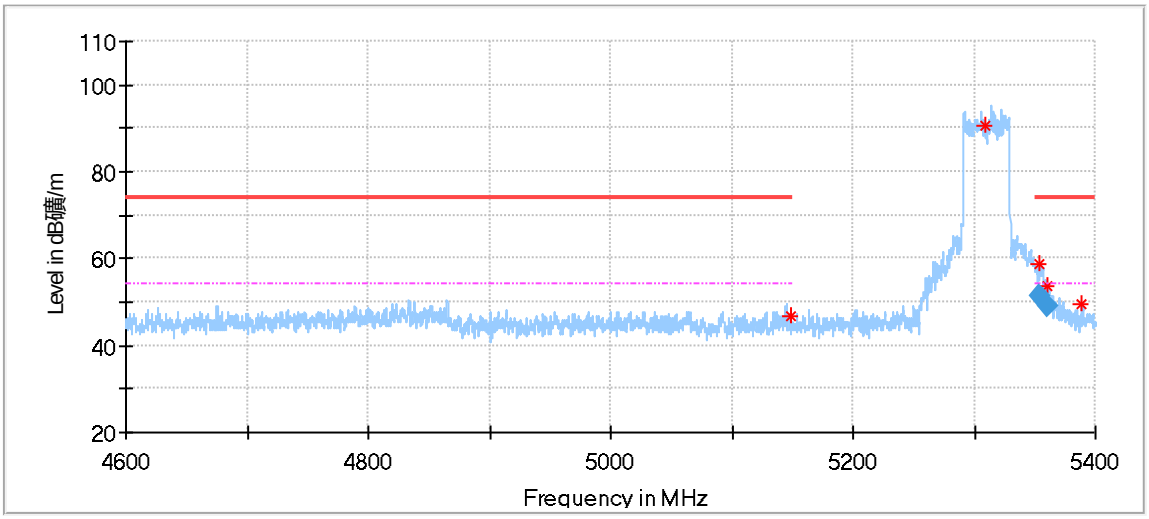

Frequency (MHz)	MaxPeak (dBµV/m)	Limit (dBµV/m)	Margin (dB)	Height (cm)	Pol	Azimuth (deg)	Corr. (dB/m)	Corr. (dB)
5149.000000	46.65	74.00	27.35	150.0	V	179.0	3.25	---
5309.400000	90.60	---	---	150.0	V	259.0	3.64	---
5354.000000	58.56	74.00	15.44	150.0	V	230.0	3.86	---
5360.666667	53.57	74.00	20.43	150.0	V	4.0	3.89	---
5388.866667	49.49	74.00	24.51	150.0	V	281.0	4.05	---
Frequency (MHz)	**Average (dBµV/m)**	**Limit (dBµV/m)**	**Margin (dB)**	**Height (cm)**	**Pol**	**Azimuth (deg)**	**Corr. (dB/m)**	**Corr. (dB)**
5354.000000	51.54	54.00	2.46	150.0	V	230.0	3.86	---
5360.666667	49.27	54.00	4.73	150.0	V	4.0	3.89	---

TÜV SÜD Certification and Testing (China) Co., Ltd. Shenzhen Branch
Building 12&13, Zhiheng Wisdomland Business Park, Guankou Erlu, Nantou,
Nanshan District, Shenzhen City, 518052, P. R. China Tel. +86 755 8828 6998,
Fax: +86 755 8828 5299

11ax40_5510MHz_484Tone_R65:

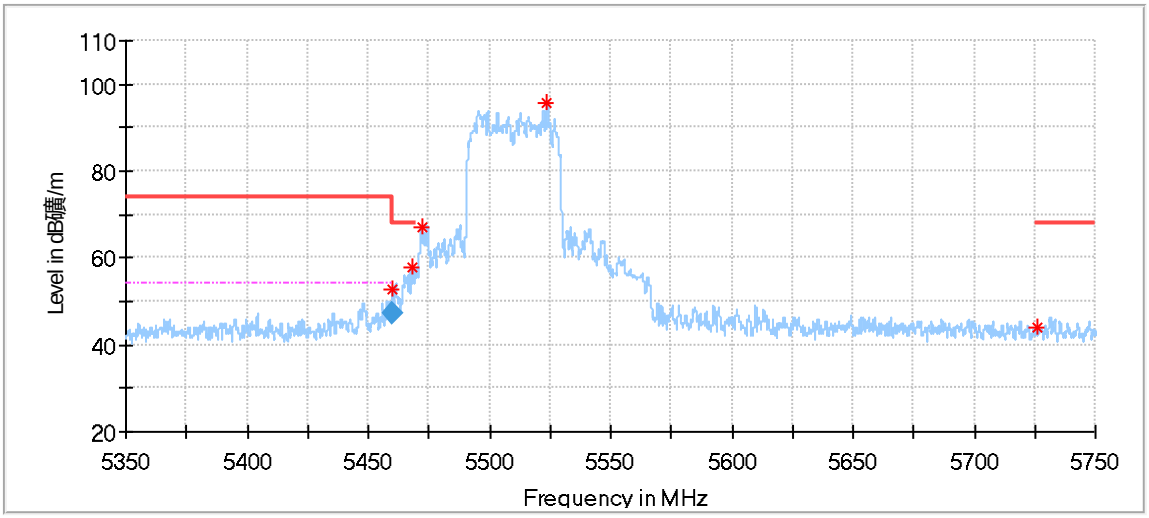

Frequency (MHz)	MaxPeak (dBµV/m)	Limit (dBµV/m)	Margin (dB)	Height (cm)	Pol	Azimuth (deg)	Corr. (dB/m)
5459.900000	52.83	74.00	21.17	150.0	H	266.0	4.67
5468.500000	57.86	68.20	10.34	150.0	H	33.0	4.75
5471.933333	67.22	---	---	150.0	H	4.0	4.79
5523.700000	95.66	---	---	150.0	H	33.0	4.67
5725.633333	44.01	68.20	24.19	150.0	H	129.0	4.44
Frequency (MHz)	**Average (dBµV/m)**	**Limit (dBµV/m)**	**Margin (dB)**	**Height (cm)**	**Pol**	**Azimuth (deg)**	**Corr. (dB/m)**
5459.900000	47.41	54.00	6.59	150.0	H	266.0	4.67

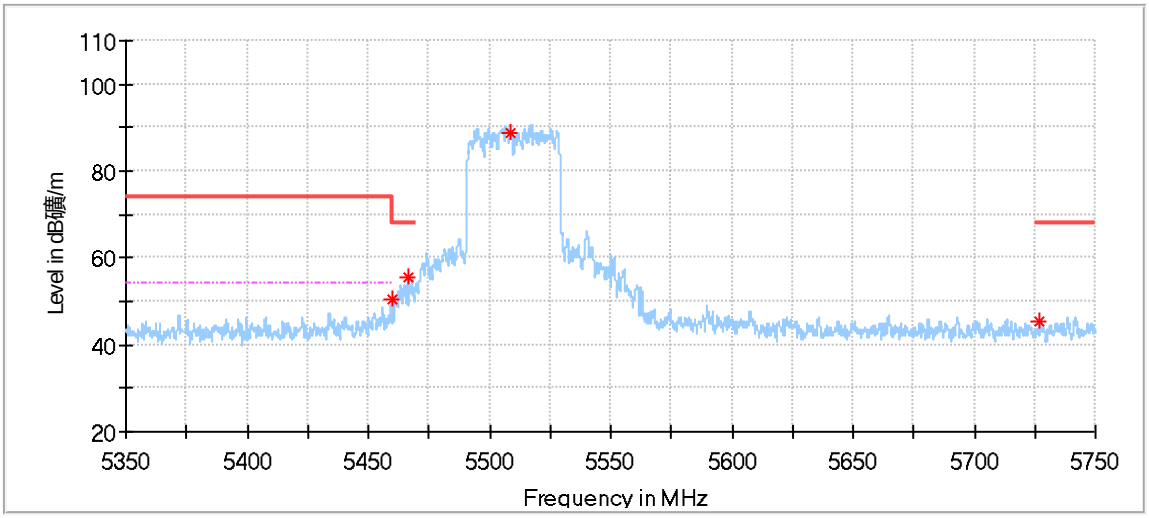

Frequency (MHz)	MaxPeak (dBµV/m)	Limit (dBµV/m)	Margin (dB)	Height (cm)	Pol	Azimuth (deg)	Corr. (dB/m)
5459.700000	50.43	74.00	23.57	150.0	V	229.0	4.66
5466.333333	55.50	68.20	12.70	150.0	V	229.0	4.73
5508.933333	88.95	---	---	150.0	V	251.0	4.74
5727.100000	45.53	68.20	22.67	150.0	V	143.0	4.44

TÜV SÜD Certification and Testing (China) Co., Ltd. Shenzhen Branch
Building 12&13, Zhiheng Wisdomland Business Park, Guankou Erlu, Nantou,
Nanshan District, Shenzhen City, 518052, P. R. China Tel. +86 755 8828 6998,
Fax: +86 755 8828 5299

11ax40_5670MHz_484Tone_R65:

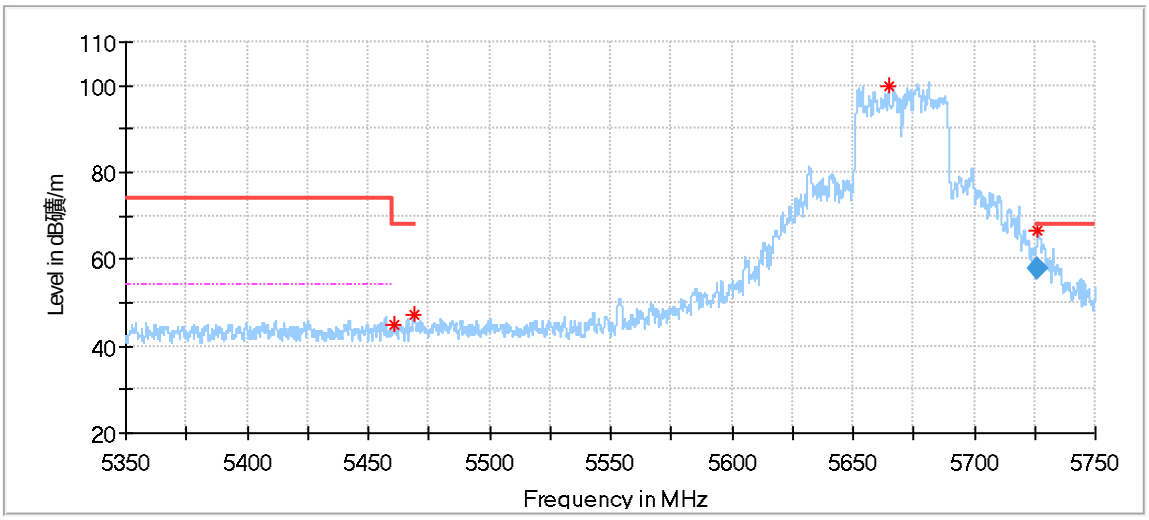

Frequency (MHz)	MaxPeak (dBµV/m)	Limit (dBµV/m)	Margin (dB)	Height (cm)	Pol	Azimuth (deg)	Corr. (dB/m)
5460.400000	44.75	68.20	23.45	150.0	H	279.0	4.67
5468.833333	47.06	68.20	21.14	150.0	H	342.0	4.76
5664.733333	99.99	---	---	150.0	H	20.0	4.43
5726.266667	66.49	68.20	1.71	150.0	H	0.0	4.44
Frequency (MHz)	**Average (dBµV/m)**	**Limit (dBµV/m)**	**Margin (dB)**	**Height (cm)**	**Pol**	**Azimuth (deg)**	**Corr. (dB/m)**
5726.266667	57.78	68.20	10.42	150.0	H	0.0	4.44

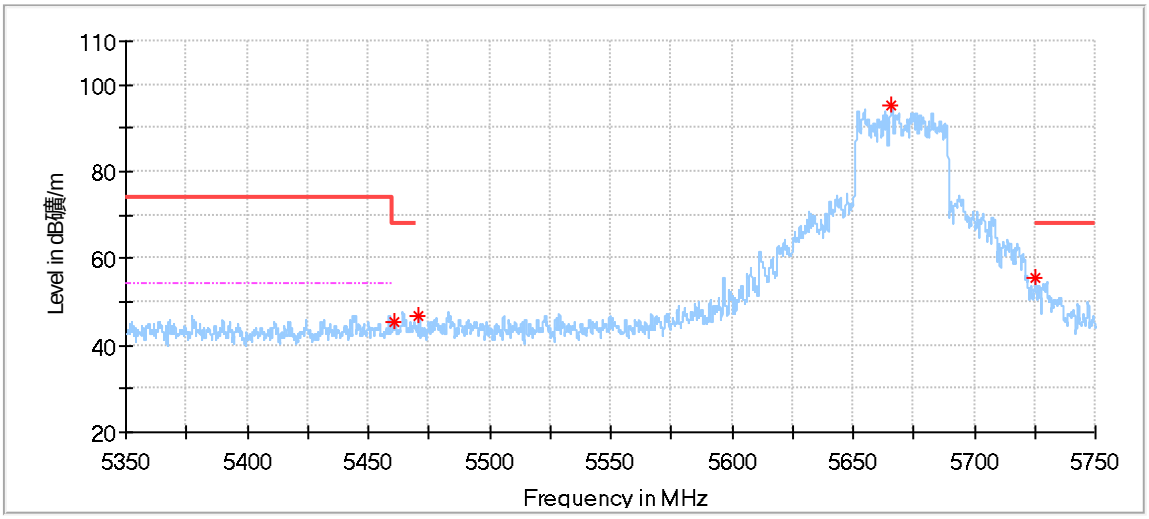

Frequency (MHz)	MaxPeak (dBµV/m)	Limit (dBµV/m)	Margin (dB)	Height (cm)	Pol	Azimuth (deg)	Corr. (dB/m)
5460.833333	45.53	68.20	22.67	150.0	V	52.0	4.68
5471.066667	46.81	---	---	150.0	V	82.0	4.78
5666.000000	95.14	---	---	150.0	V	250.0	4.43
5725.166667	55.35	68.20	12.85	150.0	V	168.0	4.44

TÜV SÜD Certification and Testing (China) Co., Ltd. Shenzhen Branch
Building 12&13, Zhiheng Wisdomland Business Park, Guankou Erlu, Nantou,
Nanshan District, Shenzhen City, 518052, P. R. China Tel. +86 755 8828 6998,
Fax: +86 755 8828 5299

11ax40_5755MHz_484Tone_R65:

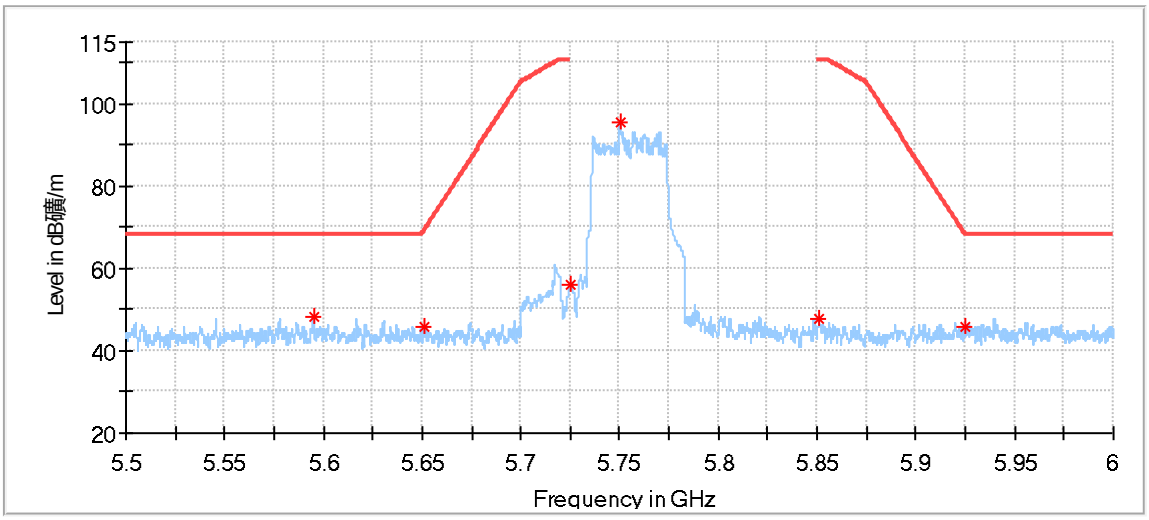

Frequency (MHz)	MaxPeak (dBµV/m)	Limit (dBµV/m)	Margin (dB)	Height (cm)	Pol	Azimuth (deg)	Corr. (dB/m)
5594.875000	48.31	68.20	19.89	150.0	H	296.0	4.70
5650.791667	45.69	68.79	23.10	150.0	H	208.0	4.42
5725.375000	56.18	---	---	150.0	H	351.0	4.44
5750.208333	95.56	---	---	150.0	H	32.0	4.43
5850.750000	47.75	110.80	63.05	150.0	H	39.0	4.86
5924.583333	45.60	68.51	22.90	150.0	H	142.0	5.27

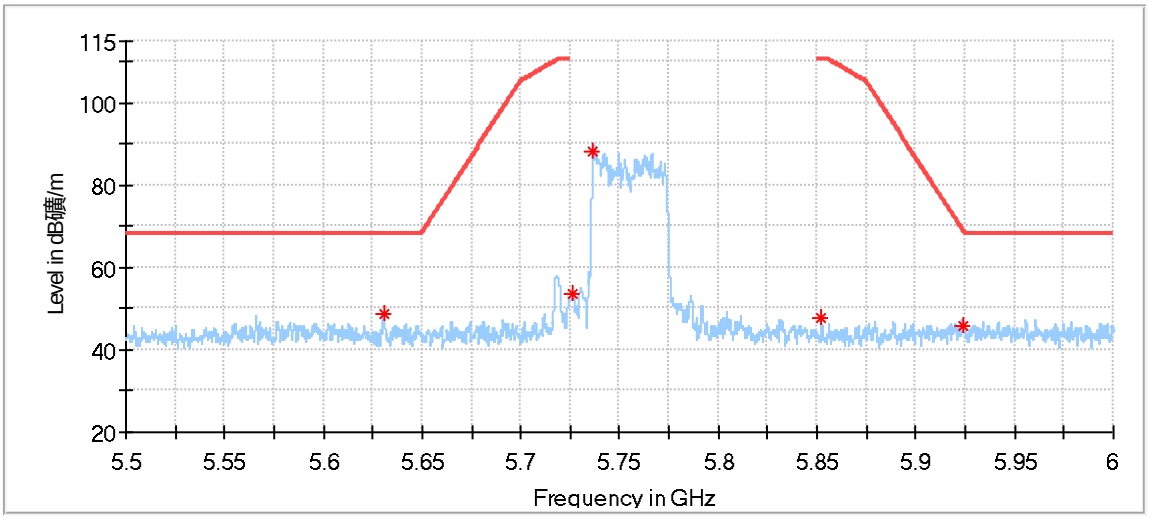

Frequency (MHz)	MaxPeak (dBµV/m)	Limit (dBµV/m)	Margin (dB)	Height (cm)	Pol	Azimuth (deg)	Corr. (dB/m)
5630.375000	48.64	68.20	19.56	150.0	V	71.0	4.53
5726.208333	53.83	---	---	150.0	V	250.0	4.44
5736.500000	88.45	---	---	150.0	V	243.0	4.43
5852.000000	47.81	110.80	62.99	150.0	V	302.0	4.87
5924.333333	45.62	68.69	23.07	150.0	V	350.0	5.27

TÜV SÜD Certification and Testing (China) Co., Ltd. Shenzhen Branch
Building 12&13, Zhiheng Wisdomland Business Park, Guankou Erlu, Nantou,
Nanshan District, Shenzhen City, 518052, P. R. China Tel. +86 755 8828 6998,
Fax: +86 755 8828 5299

11ax40_5795MHz_484Tone_R65:

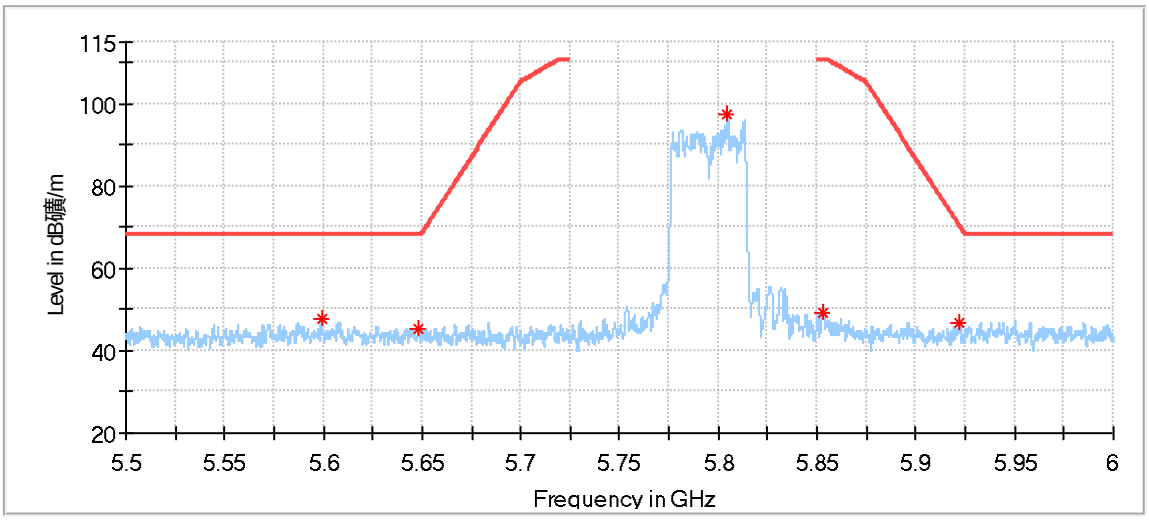

Frequency (MHz)	MaxPeak (dBµV/m)	Limit (dBµV/m)	Margin (dB)	Height (cm)	Pol	Azimuth (deg)	Corr. (dB/m)
5599.000000	47.77	68.20	20.43	150.0	H	243.0	4.70
5648.041667	45.39	68.20	22.81	150.0	H	272.0	4.43
5804.750000	97.45	---	---	150.0	H	34.0	4.74
5852.833333	49.38	110.80	61.42	150.0	H	206.0	4.87
5922.291667	46.66	70.20	23.54	150.0	H	155.0	5.25

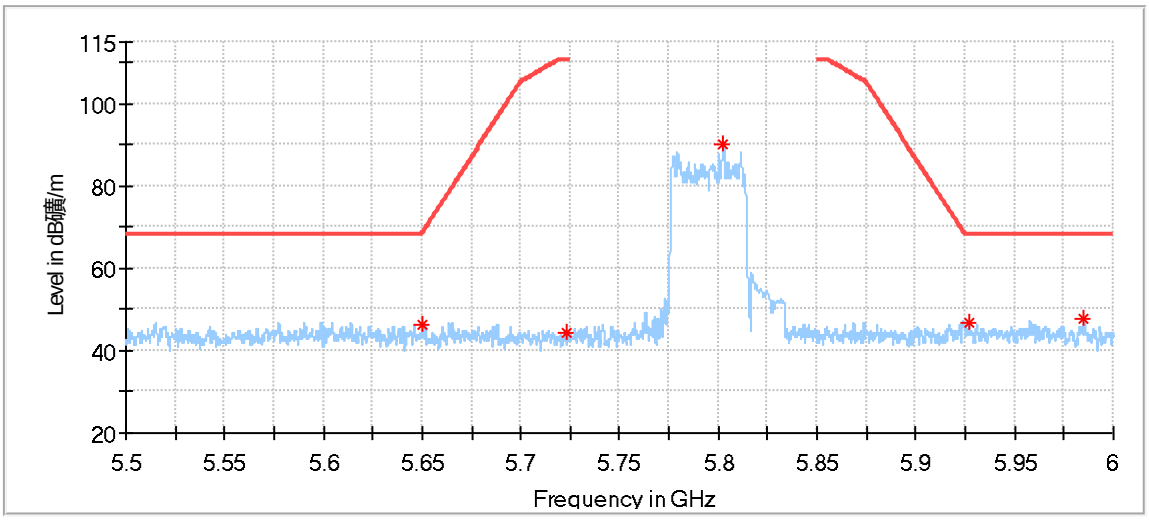

Frequency (MHz)	MaxPeak (dBµV/m)	Limit (dBµV/m)	Margin (dB)	Height (cm)	Pol	Azimuth (deg)	Corr. (dB/m)
5650.250000	46.51	68.39	21.88	150.0	V	356.0	4.42
5723.583333	44.55	110.80	66.25	150.0	V	154.0	4.44
5802.708333	89.98	---	---	150.0	V	249.0	4.73
5926.750000	46.74	68.20	21.46	150.0	V	0.0	5.28
5985.041667	47.83	68.20	20.37	150.0	V	88.0	5.36

TÜV SÜD Certification and Testing (China) Co., Ltd. Shenzhen Branch
Building 12&13, Zhiheng Wisdomland Business Park, Guankou Erlu, Nantou,
Nanshan District, Shenzhen City, 518052, P. R. China Tel. +86 755 8828 6998,
Fax: +86 755 8828 5299

11ax80_5210MHz_26Tone_RU0:

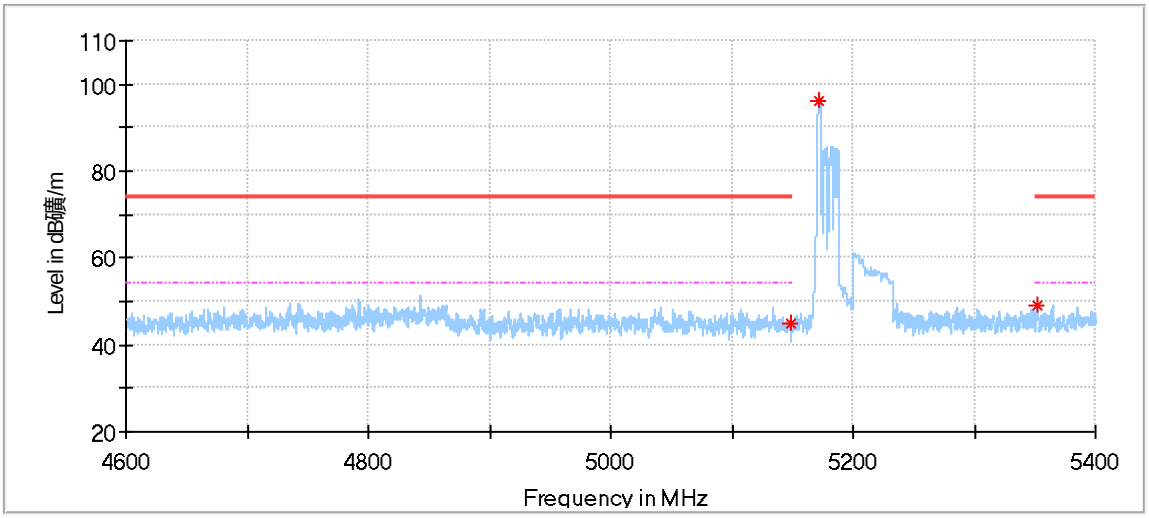

Frequency (MHz)	MaxPeak (dBµV/m)	Limit (dBµV/m)	Margin (dB)	Height (cm)	Pol	Azimuth (deg)	Corr. (dB/m)
5149.533333	44.75	74.00	29.25	150.0	H	0.0	3.25
5172.666667	96.36	---	---	150.0	H	265.0	3.33
5351.733333	49.19	74.00	24.81	150.0	H	74.0	3.85

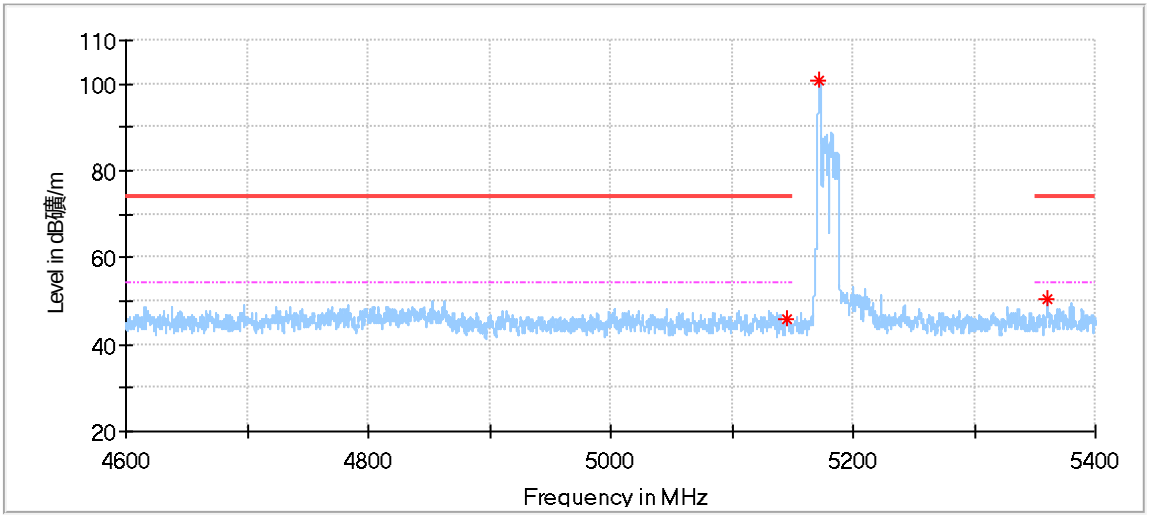

Frequency (MHz)	MaxPeak (dBµV/m)	Limit (dBµV/m)	Margin (dB)	Height (cm)	Pol	Azimuth (deg)	Corr. (dB/m)
5145.333333	46.01	74.00	27.99	150.0	V	137.0	3.26
5172.533333	100.90	---	---	150.0	V	137.0	3.33
5360.400000	50.34	74.00	23.66	150.0	V	122.0	3.88

TÜV SÜD Certification and Testing (China) Co., Ltd. Shenzhen Branch
Building 12&13, Zhiheng Wisdomland Business Park, Guankou Erlu, Nantou,
Nanshan District, Shenzhen City, 518052, P. R. China Tel. +86 755 8828 6998,
Fax: +86 755 8828 5299

11ax80_5290MHz _26Tone_R36:

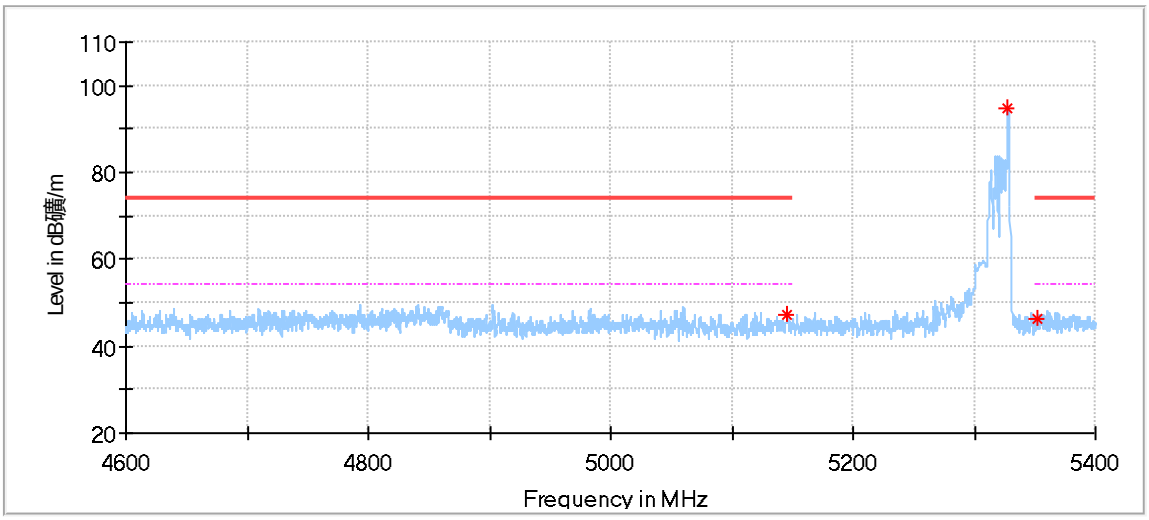

Frequency (MHz)	MaxPeak (dBµV/m)	Limit (dBµV/m)	Margin (dB)	Height (cm)	Pol	Azimuth (deg)	Corr. (dB/m)
5145.933333	47.06	74.00	26.94	150.0	H	93.0	3.25
5327.400000	94.82	---	---	150.0	H	233.0	3.75
5352.333333	46.30	74.00	27.70	150.0	H	348.0	3.85

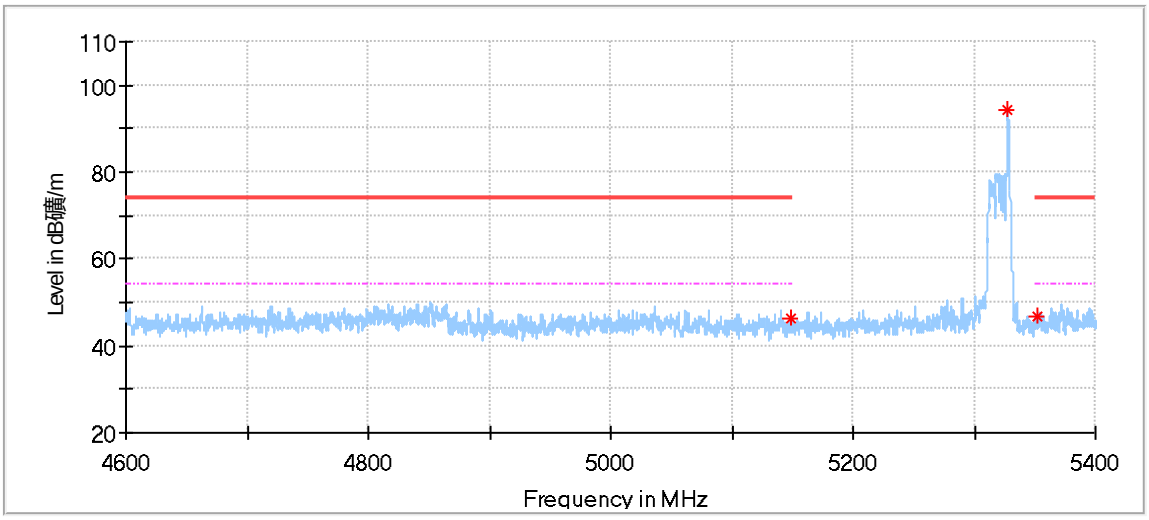

Frequency (MHz)	MaxPeak (dBµV/m)	Limit (dBµV/m)	Margin (dB)	Height (cm)	Pol	Azimuth (deg)	Corr. (dB/m)
5149.066667	46.11	74.00	27.89	150.0	V	346.0	3.25
5327.600000	94.12	---	---	150.0	V	142.0	3.75
5352.866667	46.60	74.00	27.40	150.0	V	98.0	3.85

TÜV SÜD Certification and Testing (China) Co., Ltd. Shenzhen Branch
Building 12&13, Zhiheng Wisdomland Business Park, Guankou Erlu, Nantou,
Nanshan District, Shenzhen City, 518052, P. R. China Tel. +86 755 8828 6998,
Fax: +86 755 8828 5299

11ax80_5530MHz_26Tone_RU0:

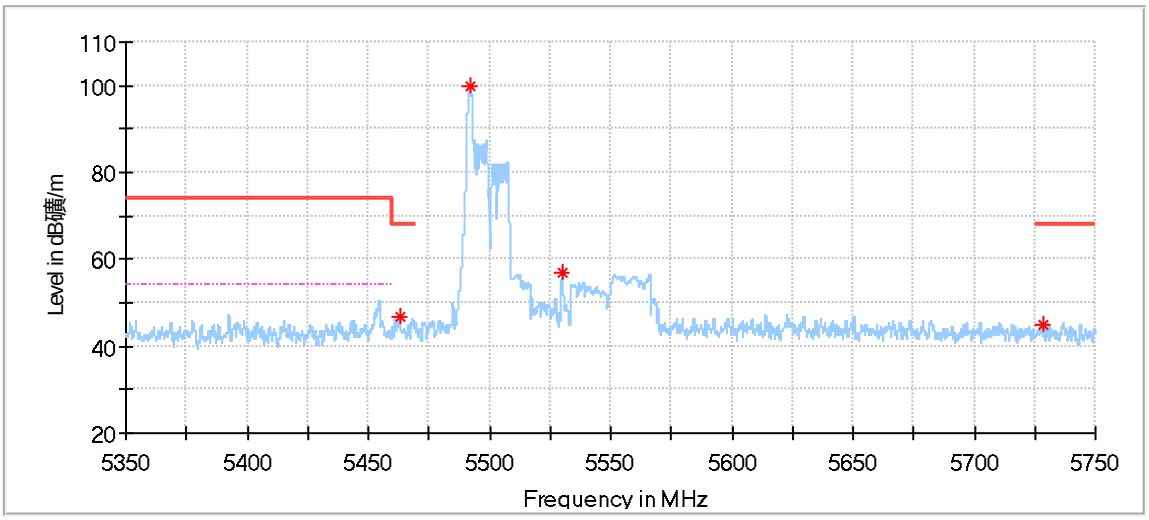

Frequency (MHz)	MaxPeak (dBµV/m)	Limit (dBµV/m)	Margin (dB)	Height (cm)	Pol	Azimuth (deg)	Corr. (dB/m)
5463.166667	46.87	68.20	21.33	150.0	H	160.0	4.70
5491.833333	99.82	---	---	150.0	H	315.0	4.83
5529.833333	56.92	---	---	150.0	H	257.0	4.64
5728.800000	44.84	68.20	23.36	150.0	H	73.0	4.44

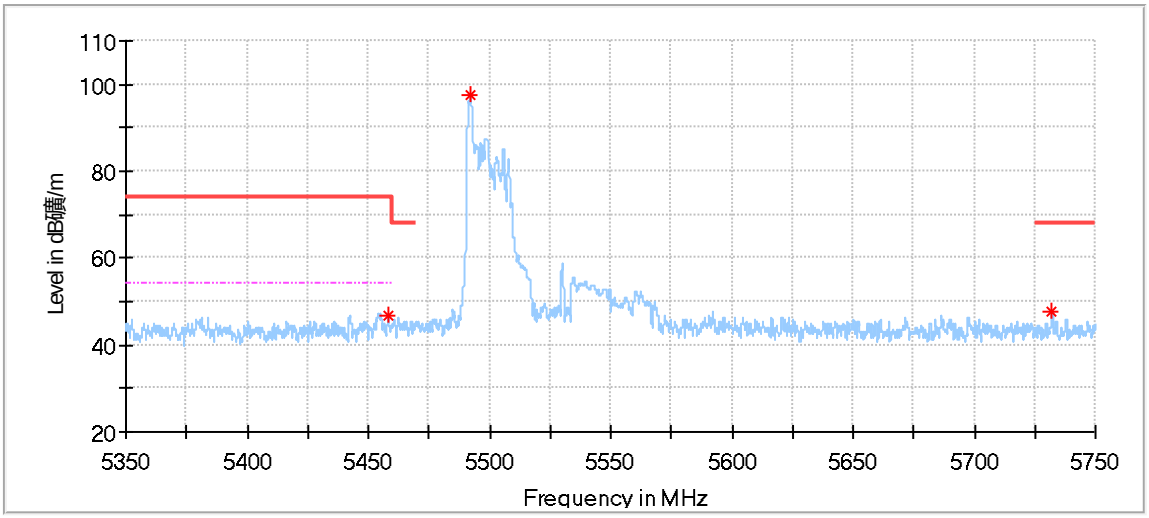

Frequency (MHz)	MaxPeak (dBµV/m)	Limit (dBµV/m)	Margin (dB)	Height (cm)	Pol	Azimuth (deg)	Corr. (dB/m)
5458.366667	46.77	74.00	27.23	150.0	V	33.0	4.65
5492.166667	97.66	---	---	150.0	V	236.0	4.83
5732.100000	47.76	68.20	20.44	150.0	V	79.0	4.44

TÜV SÜD Certification and Testing (China) Co., Ltd. Shenzhen Branch
Building 12&13, Zhiheng Wisdomland Business Park, Guankou Erlu, Nantou,
Nanshan District, Shenzhen City, 518052, P. R. China Tel. +86 755 8828 6998,
Fax: +86 755 8828 5299

11ax80_5610MHz_26Tone_R36:

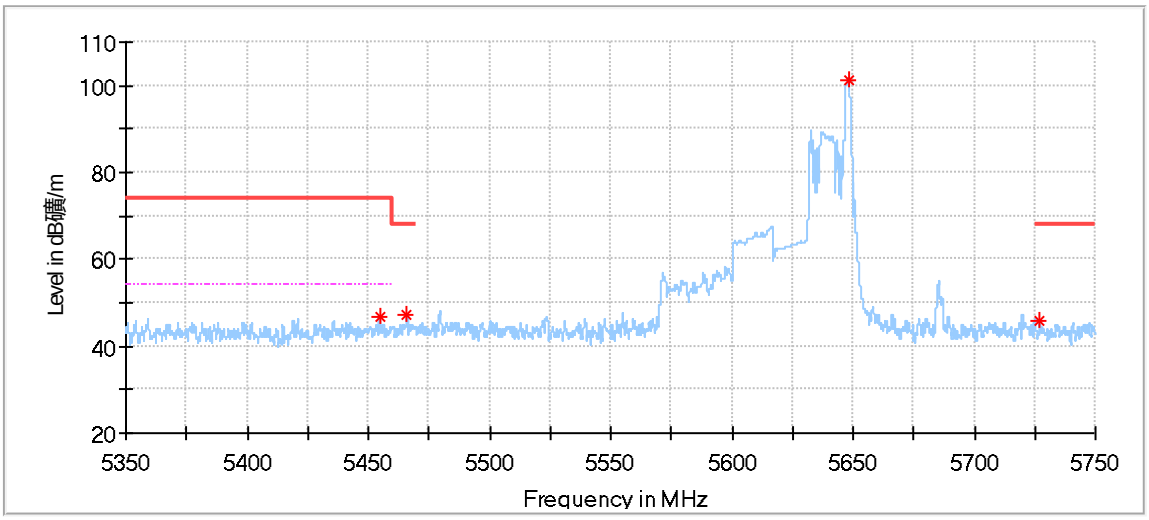

Frequency (MHz)	MaxPeak (dBµV/m)	Limit (dBµV/m)	Margin (dB)	Height (cm)	Pol	Azimuth (deg)	Corr. (dB/m)
5454.866667	46.73	74.00	27.27	150.0	H	345.0	4.62
5465.833333	47.46	68.20	20.74	150.0	H	235.0	4.73
5648.133333	101.09	---	---	150.0	H	33.0	4.43
5726.866667	45.74	68.20	22.46	150.0	H	298.0	4.44

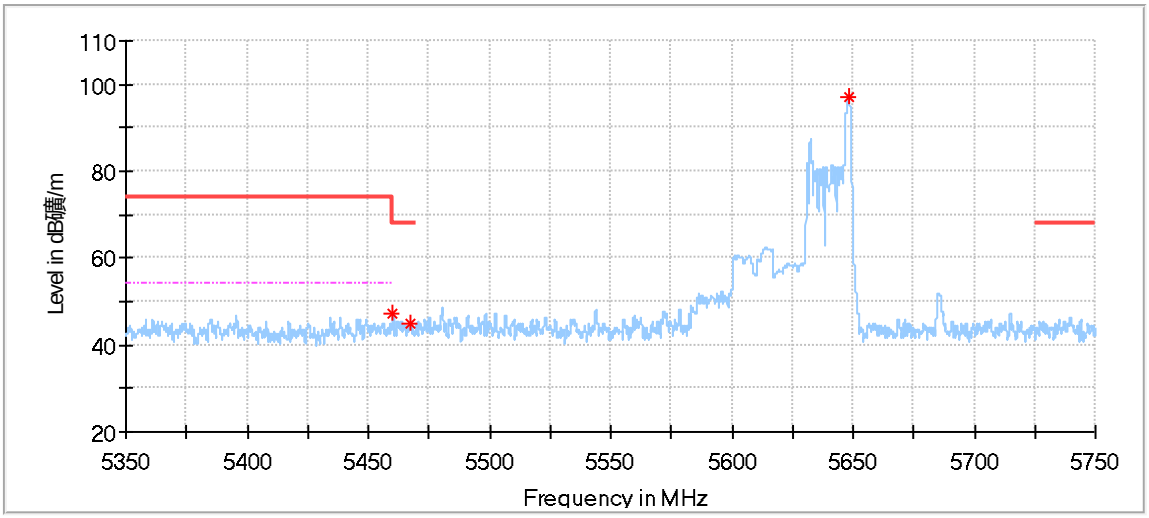

Frequency (MHz)	MaxPeak (dBµV/m)	Limit (dBµV/m)	Margin (dB)	Height (cm)	Pol	Azimuth (deg)	Corr. (dB/m)
5460.166667	47.13	68.20	21.07	150.0	V	145.0	4.67
5467.533333	45.14	68.20	23.06	150.0	V	97.0	4.74
5648.466667	97.02	---	---	150.0	V	248.0	4.43

TÜV SÜD Certification and Testing (China) Co., Ltd. Shenzhen Branch
Building 12&13, Zhiheng Wisdomland Business Park, Guankou Erlu, Nantou,
Nanshan District, Shenzhen City, 518052, P. R. China Tel. +86 755 8828 6998,
Fax: +86 755 8828 5299

11ax80_5775MHz_26Tone_R36:

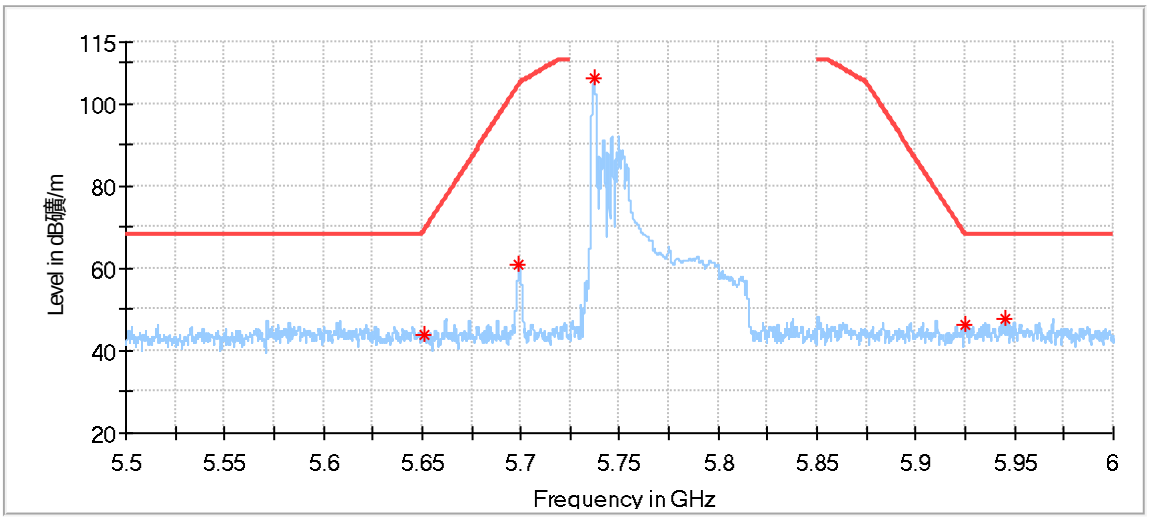

Frequency (MHz)	MaxPeak (dBµV/m)	Limit (dBµV/m)	Margin (dB)	Height (cm)	Pol	Azimuth (deg)	Corr. (dB/m)
5651.583333	43.96	69.37	25.41	150.0	H	34.0	4.42
5699.250000	61.01	104.65	43.64	150.0	H	42.0	4.46
5737.250000	106.38	---	---	150.0	H	20.0	4.43
5924.583333	46.40	68.51	22.11	150.0	H	348.0	5.27
5944.750000	47.73	68.20	20.47	150.0	H	188.0	5.39

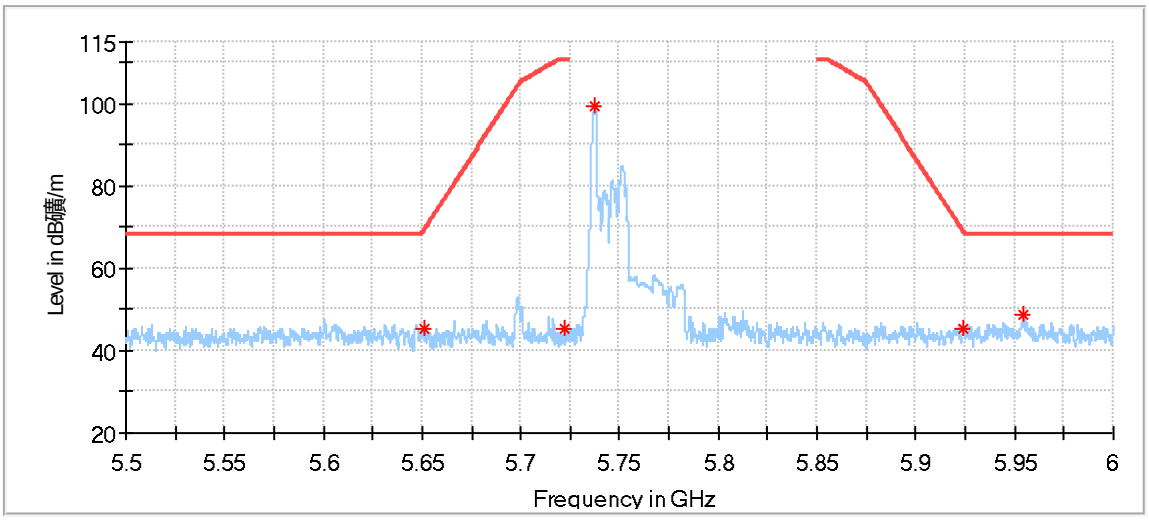

Frequency (MHz)	MaxPeak (dBµV/m)	Limit (dBµV/m)	Margin (dB)	Height (cm)	Pol	Azimuth (deg)	Corr. (dB/m)
5650.833333	45.56	68.82	23.26	150.0	V	58.0	4.42
5722.000000	45.12	110.80	65.68	150.0	V	132.0	4.44
5737.541667	99.46	---	---	150.0	V	227.0	4.43
5924.333333	45.40	68.69	23.29	150.0	V	168.0	5.27
5954.750000	48.51	68.20	19.69	150.0	V	154.0	5.42

TÜV SÜD Certification and Testing (China) Co., Ltd. Shenzhen Branch
Building 12&13, Zhiheng Wisdomland Business Park, Guankou Erlu, Nantou,
Nanshan District, Shenzhen City, 518052, P. R. China Tel. +86 755 8828 6998,
Fax: +86 755 8828 5299

11ax80_5210MHz_996Tone_R67:

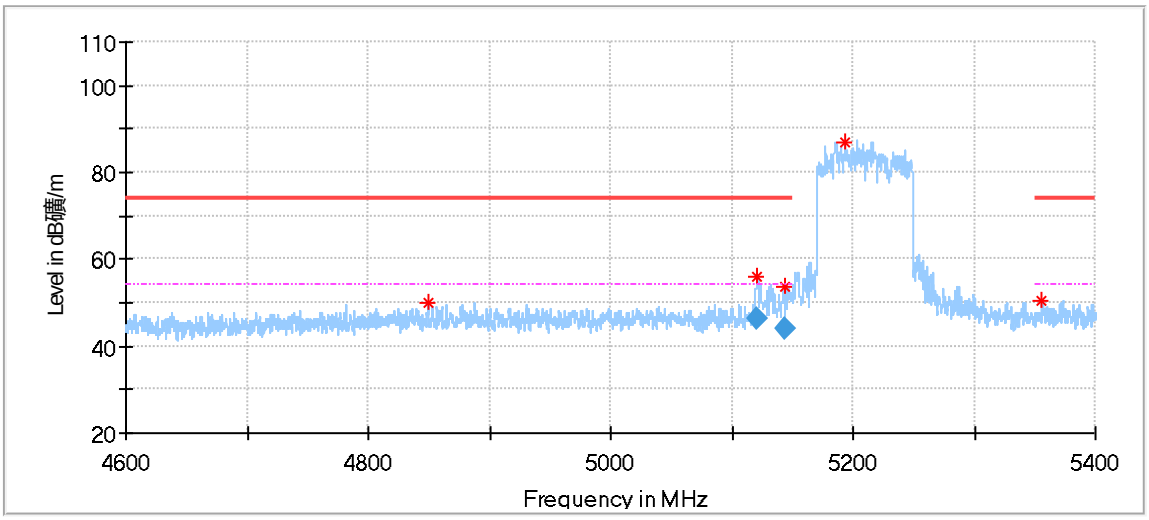

Frequency (MHz)	MaxPeak (dBµV/m)	Limit (dBµV/m)	Margin (dB)	Height (cm)	Pol	Azimuth (deg)	Corr. (dB/m)
4849.333333	50.19	74.00	23.81	150.0	H	313.0	2.89
5121.333333	55.85	74.00	18.15	150.0	H	20.0	3.29
5144.533333	53.57	74.00	20.43	150.0	H	203.0	3.26
5193.666667	86.86	---	---	150.0	H	115.0	3.38
5355.866667	50.49	74.00	23.51	150.0	H	174.0	3.87
Frequency (MHz)	**Average (dBµV/m)**	**Limit (dBµV/m)**	**Margin (dB)**	**Height (cm)**	**Pol**	**Azimuth (deg)**	**Corr. (dB/m)**
5121.333333	46.32	54.00	7.68	150.0	H	20.0	3.29
5144.533333	44.15	54.00	9.86	150.0	H	203.0	3.26

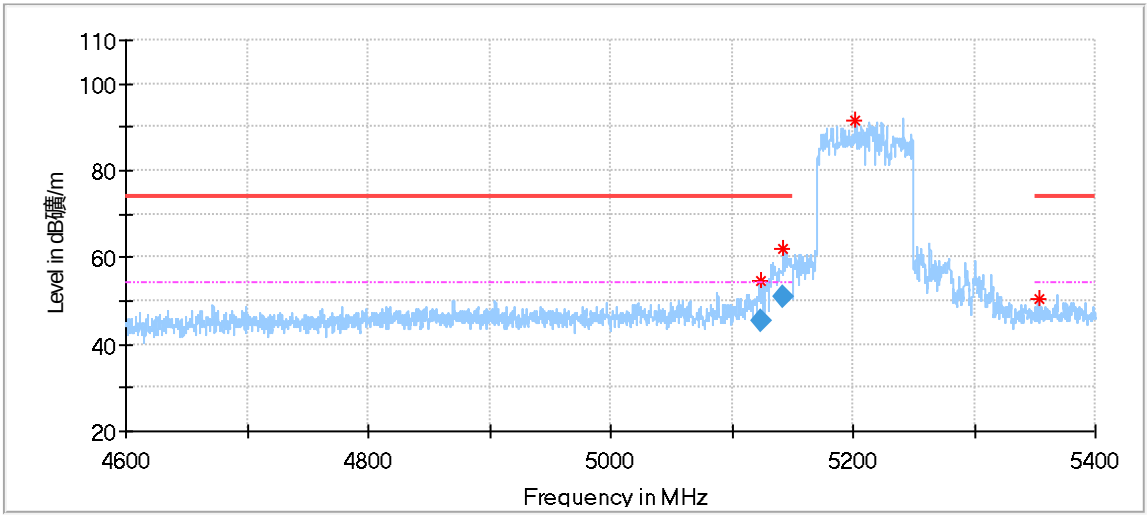

Frequency (MHz)	MaxPeak (dBµV/m)	Limit (dBµV/m)	Margin (dB)	Height (cm)	Pol	Azimuth (deg)	Corr. (dB/m)
5124.666667	54.49	74.00	19.51	150.0	V	98.0	3.29
5142.133333	61.97	74.00	12.03	150.0	V	91.0	3.26
5202.200000	91.69	---	---	150.0	V	83.0	3.39
5353.000000	50.53	74.00	23.47	150.0	V	326.0	3.85
Frequency (MHz)	**Average (dBµV/m)**	**Limit (dBµV/m)**	**Margin (dB)**	**Height (cm)**	**Pol**	**Azimuth (deg)**	**Corr. (dB/m)**
5124.666667	45.31	54.00	8.69	150.0	V	98.0	3.29
5142.133333	50.84	54.00	3.16	150.0	V	91.0	3.26

TÜV SÜD Certification and Testing (China) Co., Ltd. Shenzhen Branch
Building 12&13, Zhiheng Wisdomland Business Park, Guankou Erlu, Nantou,
Nanshan District, Shenzhen City, 518052, P. R. China Tel. +86 755 8828 6998,
Fax: +86 755 8828 5299

11ax80_5290MHz _996Tone_R67:

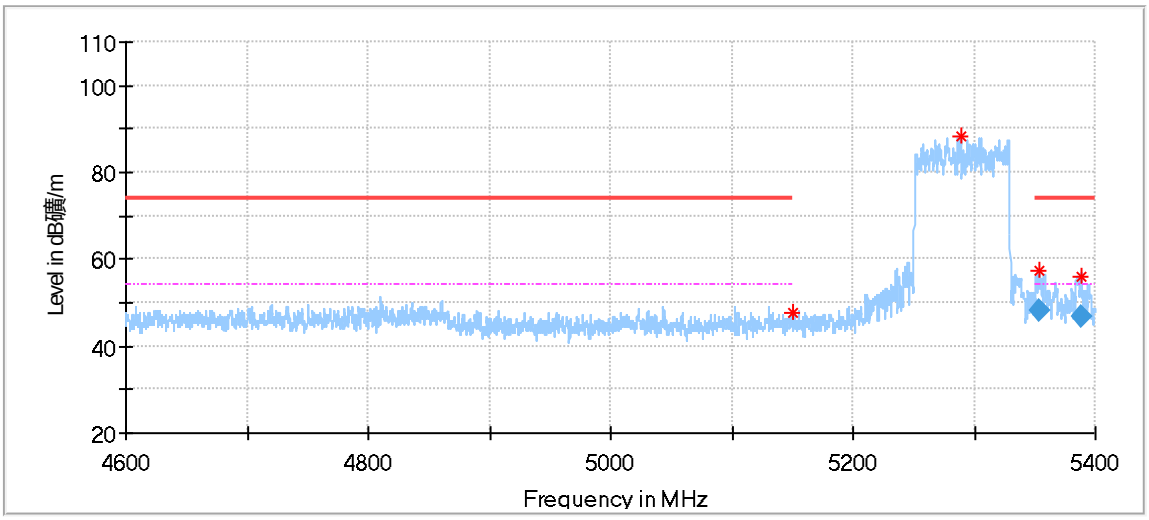

Frequency (MHz)	MaxPeak (dBµV/m)	Limit (dBµV/m)	Margin (dB)	Height (cm)	Pol	Azimuth (deg)	Corr. (dB/m)
5149.666667	47.66	74.00	26.34	150.0	H	340.0	3.75
5289.200000	88.14	---	---	150.0	H	95.0	4.01
5353.600000	57.22	74.00	16.78	150.0	H	88.0	4.15
5388.333333	55.96	74.00	18.04	150.0	H	95.0	4.27
Frequency (MHz)	**Average (dBµV/m)**	**Limit (dBµV/m)**	**Margin (dB)**	**Height (cm)**	**Pol**	**Azimuth (deg)**	**Corr. (dB/m)**
5353.600000	48.02	54.00	5.98	150.0	H	88.0	4.15
5388.333333	46.78	54.00	7.28	150.0	H	95.0	4.27

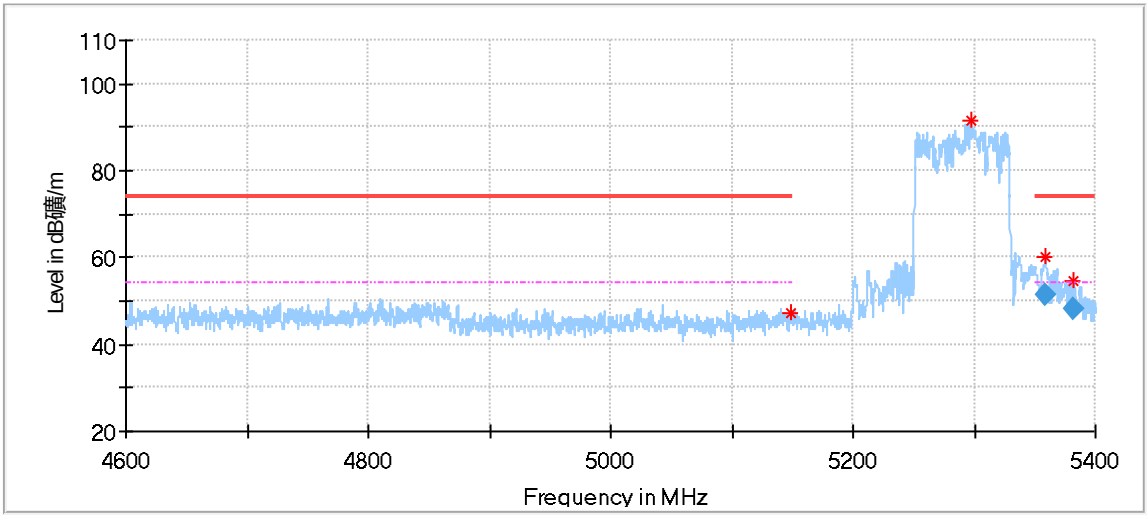

Frequency (MHz)	MaxPeak (dBµV/m)	Limit (dBµV/m)	Margin (dB)	Height (cm)	Pol	Azimuth (deg)	Corr. (dB/m)
5148.133333	47.10	74.00	26.90	150.0	V	0.0	3.74
5297.066667	91.49	---	---	150.0	V	95.0	4.05
5358.666667	60.01	74.00	13.99	150.0	V	73.0	4.16
5382.266667	54.77	74.00	19.23	150.0	V	0.0	4.24
Frequency (MHz)	**Average (dBµV/m)**	**Limit (dBµV/m)**	**Margin (dB)**	**Height (cm)**	**Pol**	**Azimuth (deg)**	**Corr. (dB/m)**
5358.666667	51.58	54.00	2.42	150.0	V	73.0	4.16
5382.266667	48.14	54.00	5.86	150.0	V	0.0	4.24

TÜV SÜD Certification and Testing (China) Co., Ltd. Shenzhen Branch
Building 12&13, Zhiheng Wisdomland Business Park, Guankou Erlu, Nantou,
Nanshan District, Shenzhen City, 518052, P. R. China Tel. +86 755 8828 6998,
Fax: +86 755 8828 5299

11ax80_5530MHz_996Tone_R67:

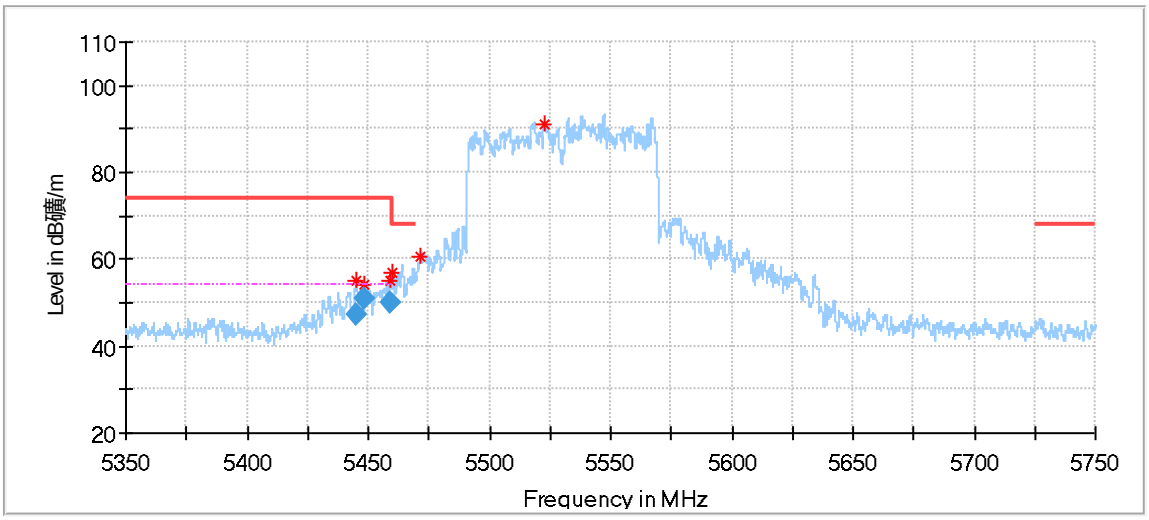

Frequency (MHz)	MaxPeak (dBµV/m)	Limit (dBµV/m)	Margin (dB)	Height (cm)	Pol	Azimuth (deg)	Corr. (dB/m)	Corr. (dB)
5444.900000	54.97	74.00	19.03	150.0	H	358.0	4.50	---
5448.633333	54.07	74.00	19.93	150.0	H	0.0	4.55	---
5459.000000	54.91	74.00	19.09	150.0	H	339.0	4.66	---
5460.266667	56.73	68.20	11.47	150.0	H	269.0	4.67	---
5471.400000	60.41	---	---	150.0	H	269.0	4.78	---
5522.433333	91.23	---	---	150.0	H	18.0	4.67	---
Frequency (MHz)	**Average (dBµV/m)**	**Limit (dBµV/m)**	**Margin (dB)**	**Height (cm)**	**Pol**	**Azimuth (deg)**	**Corr. (dB/m)**	**Corr. (dB)**
5444.900000	47.10	54.00	6.90	150.0	H	358.0	4.50	---
5448.633333	50.75	54.00	3.25	150.0	H	0.0	4.55	---
5459.000000	50.12	54.00	3.88	150.0	H	339.0	4.66	---

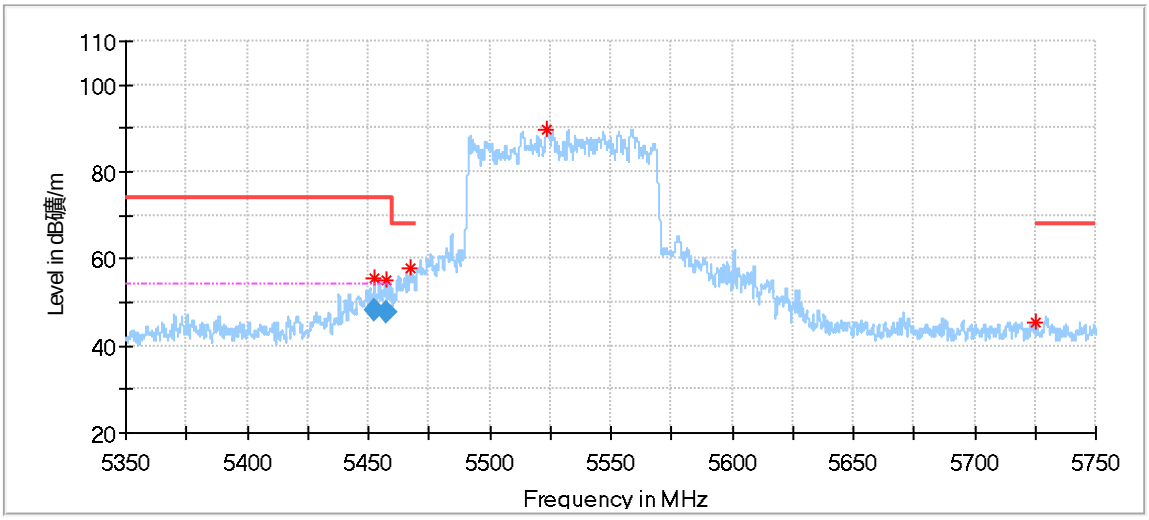

Frequency (MHz)	MaxPeak (dBµV/m)	Limit (dBµV/m)	Margin (dB)	Height (cm)	Pol	Azimuth (deg)	Corr. (dB/m)
5452.333333	55.37	74.00	18.63	150.0	V	6.0	4.59
5457.333333	54.87	74.00	19.13	150.0	V	347.0	4.64
5467.300000	57.72	68.20	10.48	150.0	V	24.0	4.74
5523.466667	89.74	---	---	150.0	V	46.0	4.67
5724.866667	45.58	---	---	150.0	V	88.0	4.44
Frequency (MHz)	**Average (dBµV/m)**	**Limit (dBµV/m)**	**Margin (dB)**	**Height (cm)**	**Pol**	**Azimuth (deg)**	**Corr. (dB/m)**
5452.333333	48.11	54.00	5.89	150.0	V	6.0	4.59
5457.333333	47.69	54.00	6.31	150.0	V	347.0	4.64

TÜV SÜD Certification and Testing (China) Co., Ltd. Shenzhen Branch
Building 12&13, Zhiheng Wisdomland Business Park, Guankou Erlu, Nantou,
Nanshan District, Shenzhen City, 518052, P. R. China Tel. +86 755 8828 6998,
Fax: +86 755 8828 5299

11ax80_5690MHz_996Tone_R67:

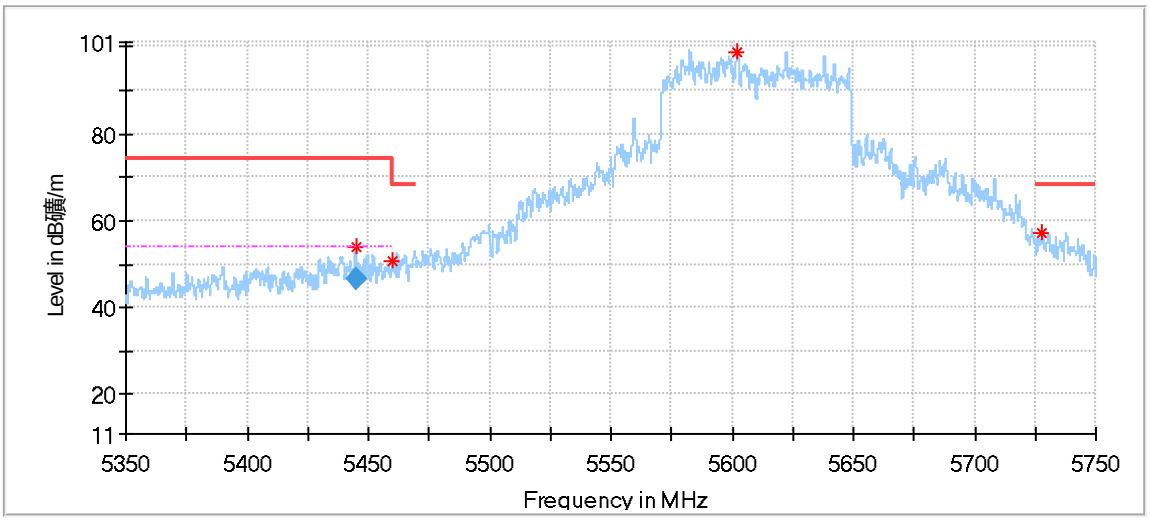

Frequency (MHz)	MaxPeak (dBµV/m)	Limit (dBµV/m)	Margin (dB)	Height (cm)	Pol	Azimuth (deg)	Corr. (dB/m)
5444.833333	53.97	74.00	20.03	150.0	H	18.0	4.50
5460.066667	50.85	68.20	17.35	150.0	H	202.0	4.67
5602.266667	98.69	---	---	150.0	H	25.0	4.69
5727.933333	57.02	68.20	11.18	150.0	H	4.0	4.44
Frequency (MHz)	**Average (dBµV/m)**	**Limit (dBµV/m)**	**Margin (dB)**	**Height (cm)**	**Pol**	**Azimuth (deg)**	**Corr. (dB/m)**
5444.833333	46.54	54.00	7.46	150.0	H	18.0	4.50

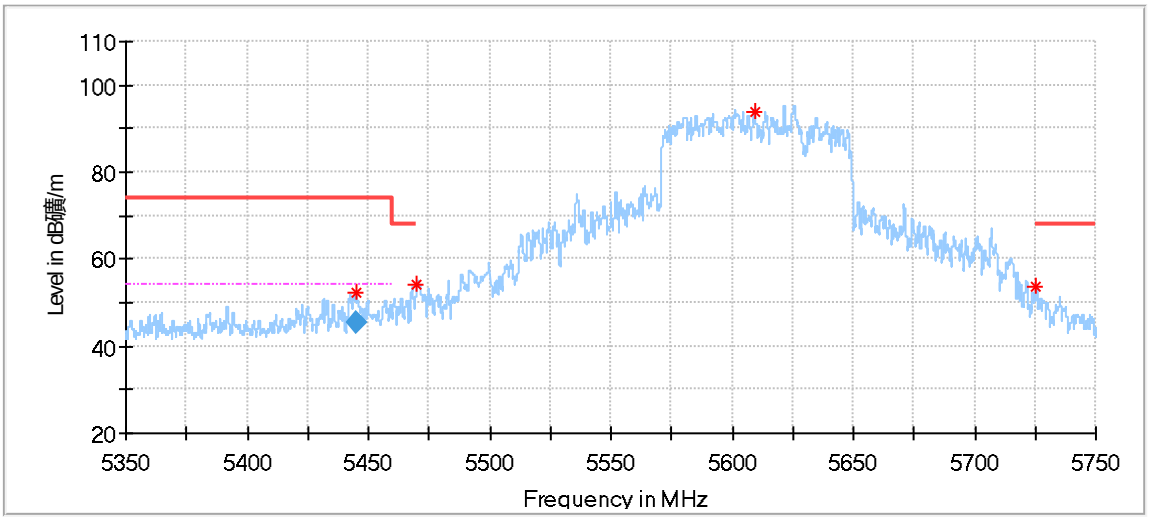

Frequency (MHz)	MaxPeak (dBµV/m)	Limit (dBµV/m)	Margin (dB)	Height (cm)	Pol	Azimuth (deg)	Corr. (dB/m)
5445.100000	52.21	74.00	21.79	150.0	V	229.0	4.51
5469.833333	54.21	68.20	13.99	150.0	V	12.0	4.77
5609.500000	93.70	---	---	150.0	V	33.0	4.65
5725.533333	53.63	68.20	14.57	150.0	V	33.0	4.44
Frequency (MHz)	**Average (dBµV/m)**	**Limit (dBµV/m)**	**Margin (dB)**	**Height (cm)**	**Pol**	**Azimuth (deg)**	**Corr. (dB/m)**
5445.100000	45.20	54.00	8.80	150.0	V	229.0	4.51

TÜV SÜD Certification and Testing (China) Co., Ltd. Shenzhen Branch
Building 12&13, Zhiheng Wisdomland Business Park, Guankou Erlu, Nantou,
Nanshan District, Shenzhen City, 518052, P. R. China Tel. +86 755 8828 6998,
Fax: +86 755 8828 5299

11ax80_5775MHz_996Tone_R67:

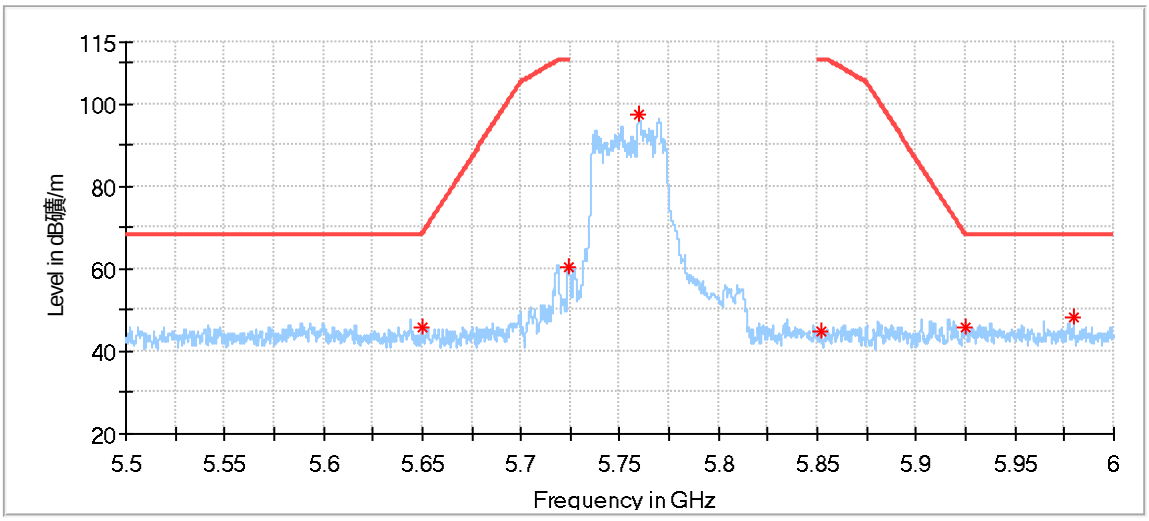

Frequency (MHz)	MaxPeak (dBµV/m)	Limit (dBµV/m)	Margin (dB)	Height (cm)	Pol	Azimuth (deg)	Corr. (dB/m)
5649.750000	45.65	68.20	22.55	150.0	H	152.0	4.42
5723.833333	60.21	110.80	50.59	150.0	H	359.0	4.44
5759.500000	97.59	---	---	150.0	H	34.0	4.46
5851.791667	44.77	110.80	66.03	150.0	H	280.0	4.87
5924.833333	45.95	68.32	22.37	150.0	H	166.0	5.27
5979.666667	48.04	68.20	20.16	150.0	H	324.0	5.37

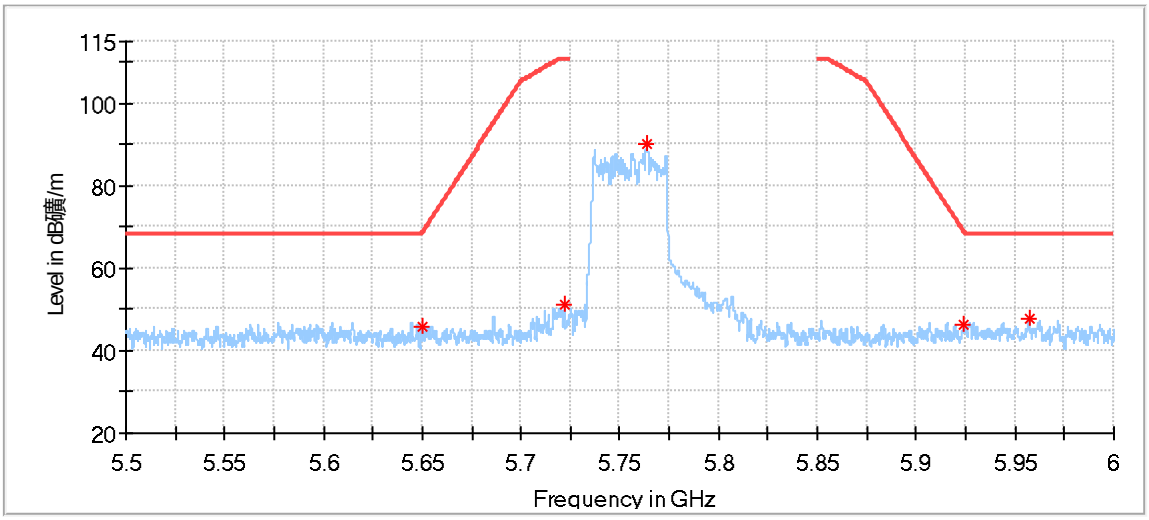

Frequency (MHz)	MaxPeak (dBµV/m)	Limit (dBµV/m)	Margin (dB)	Height (cm)	Pol	Azimuth (deg)	Corr. (dB/m)
5649.708333	45.59	68.20	22.61	150.0	V	164.0	4.42
5721.958333	51.04	110.80	59.76	150.0	V	245.0	4.44
5763.500000	89.96	---	---	150.0	V	260.0	4.48
5924.041667	46.16	68.91	22.75	150.0	V	318.0	5.26
5957.208333	47.98	68.20	20.22	150.0	V	194.0	5.41

Remark:

(1) Data of measurement within frequency range 9kHz-30MHz are the noise floor or attenuated more than 20dB below the permissible limits or the field strength is too small to be measured, so test data does not present in this report.
(2) Level= Reading Level + Correction Factor
(3) Above 1GHz: Corrector factor = Antenna Factor + Cable Loss- Amplifier Gain
Below 1GHz: Corrector factor = Antenna Factor + Cable Loss
(The Reading Level is recorded by software which is not shown in the sheet)

TÜV SÜD Certification and Testing (China) Co., Ltd. Shenzhen Branch
Building 12&13, Zhiheng Wisdomland Business Park, Guankou Erlu, Nantou,
Nanshan District, Shenzhen City, 518052, P. R. China Tel. +86 755 8828 6998,
Fax: +86 755 8828 5299

(4) According to C63.10, if the peak (or quasi-peak) measured value complies with the average limit, it is unnecessary to perform an average measurement, so AV emission value did not show in below table if the peak value complies with average limit.

8.7 Frequencies Stability

Test Method

1. The EUT was placed on 0.8m height table, the RF output of EUT was connected to the test receiver by RF cable. The path loss was compensated to the results for each measurement.
2. Set Centre Frequency of the channel under test.
3. Set Detector PEAK
4. Set RBW: 10kHz, VBW: 3RBW
5. Set Span: Encompass the entire emissions bandwidth (EBW) of the signal.
6. Allow the trace to stabilize, find the peak value of the power envelope and record the frequency, then calculated the frequency drift.

The test extreme voltage is to change the primary supply voltage from 85 to 115 percent of the nominal value.
User manual temperature is -20℃ to +40℃, normal Temperature is +25℃.

Manufacturers of UNII devices are responsible for ensuring frequency stability such that an emission is maintained within the band of operation under all conditions of normal operation as specified in the user's manual.

Test Results (All conditions and all modes were performed, only list Worst-Case in the report)

Remark: NV is normal Voltage: 3.89Vdc, HV is High Voltage: 4.48Vdc, LV is Low Voltage: 3.30Vdc, NT is normal Temperature: +25℃.

Limit: It is required that that the emissions are maintained within the band of operation under all conditions of normal operation as specified in the user's manual.

TÜV SÜD Certification and Testing (China) Co., Ltd. Shenzhen Branch
Building 12&13, Zhiheng Wisdomland Business Park, Guankou Erlu, Nantou, Nanshan District, Shenzhen City, 518052, P. R. China Tel. +86 755 8828 6998, Fax: +86 755 8828 5299

Ant1							
Mode	TX Type	Frequency (MHz)	Temperature (°C)	Voltage (VDC)	Measured Frequency (MHz)	Limit (MHz)	Verdict
802.11ac (VHT20)	SISO	5180	25	3.30	5180.040	5150 to 5250	Pass
				3.89	5180.080	5150 to 5250	Pass
				4.48	5180.040	5150 to 5250	Pass
			-20	3.89	5180.080	5150 to 5250	Pass
			-10	3.89	5180.080	5150 to 5250	Pass
			0	3.89	5180.040	5150 to 5250	Pass
			10	3.89	5180.040	5150 to 5250	Pass
			30	3.89	5180.060	5150 to 5250	Pass
			40	3.89	5180.040	5150 to 5250	Pass
		5200	25	3.30	5200.080	5150 to 5250	Pass
				3.89	5200.060	5150 to 5250	Pass
				4.48	5200.020	5150 to 5250	Pass
			-20	3.89	5200.080	5150 to 5250	Pass
			-10	3.89	5200.020	5150 to 5250	Pass
			0	3.89	5200.100	5150 to 5250	Pass
			10	3.89	5200.060	5150 to 5250	Pass
			30	3.89	5200.020	5150 to 5250	Pass
			40	3.89	5200.100	5150 to 5250	Pass
		5240	25	3.30	5240.020	5150 to 5250	Pass
				3.89	5240.000	5150 to 5250	Pass
				4.48	5240.080	5150 to 5250	Pass
			-20	3.89	5240.080	5150 to 5250	Pass
			-10	3.89	5239.980	5150 to 5250	Pass
			0	3.89	5240.000	5150 to 5250	Pass
			10	3.89	5240.040	5150 to 5250	Pass
			30	3.89	5240.080	5150 to 5250	Pass
			40	3.89	5240.020	5150 to 5250	Pass
		5260	25	3.30	5260.080	5250 to 5350	Pass
				3.89	5260.060	5250 to 5350	Pass
				4.48	5260.080	5250 to 5350	Pass
			-20	3.89	5260.120	5250 to 5350	Pass
			-10	3.89	5260.060	5250 to 5350	Pass
			0	3.89	5260.080	5250 to 5350	Pass
			10	3.89	5260.040	5250 to 5350	Pass
			30	3.89	5260.040	5250 to 5350	Pass
			40	3.89	5260.040	5250 to 5350	Pass
		5300	25	3.30	5300.040	5250 to 5350	Pass
				3.89	5300.000	5250 to 5350	Pass
				4.48	5300.040	5250 to 5350	Pass
			-20	3.89	5300.060	5250 to 5350	Pass
			-10	3.89	5300.080	5250 to 5350	Pass
			0	3.89	5300.040	5250 to 5350	Pass
			10	3.89	5300.100	5250 to 5350	Pass
			30	3.89	5300.040	5250 to 5350	Pass
			40	3.89	5300.060	5250 to 5350	Pass
		5320	25	3.30	5320.020	5250 to 5350	Pass
				3.89	5320.020	5250 to 5350	Pass
				4.48	5320.020	5250 to 5350	Pass
			-20	3.89	5320.080	5250 to 5350	Pass
			-10	3.89	5320.100	5250 to 5350	Pass
			0	3.89	5320.040	5250 to 5350	Pass
			10	3.89	5320.020	5250 to 5350	Pass
			30	3.89	5319.980	5250 to 5350	Pass
			40	3.89	5320.040	5250 to 5350	Pass
		5500	25	3.30	5500.080	5470 to 5725	Pass
				3.89	5500.080	5470 to 5725	Pass
				4.48	5500.080	5470 to 5725	Pass
			-20	3.89	5500.060	5470 to 5725	Pass
			-10	3.89	5500.080	5470 to 5725	Pass
			0	3.89	5500.060	5470 to 5725	Pass
			10	3.89	5500.060	5470 to 5725	Pass

TÜV SÜD Certification and Testing (China) Co., Ltd. Shenzhen Branch
Building 12&13, Zhiheng Wisdomland Business Park, Guankou Erlu, Nantou,
Nanshan District, Shenzhen City, 518052, P. R. China Tel. +86 755 8828 6998,
Fax: +86 755 8828 5299

			30	3.89	5500.040	5470 to 5725	Pass
			40	3.89	5500.020	5470 to 5725	Pass
		5580	25	3.30	5580.020	5470 to 5725	Pass
				3.89	5580.060	5470 to 5725	Pass
				4.48	5580.040	5470 to 5725	Pass
			-20	3.89	5580.000	5470 to 5725	Pass
			-10	3.89	5580.060	5470 to 5725	Pass
			0	3.89	5580.020	5470 to 5725	Pass
			10	3.89	5580.020	5470 to 5725	Pass
			30	3.89	5580.020	5470 to 5725	Pass
			40	3.89	5580.040	5470 to 5725	Pass
		5700	25	3.30	5700.020	5470 to 5725	Pass
				3.89	5700.060	5470 to 5725	Pass
				4.48	5700.040	5470 to 5725	Pass
			-20	3.89	5700.080	5470 to 5725	Pass
			-10	3.89	5700.100	5470 to 5725	Pass
			0	3.89	5700.020	5470 to 5725	Pass
			10	3.89	5700.040	5470 to 5725	Pass
			30	3.89	5700.060	5470 to 5725	Pass
			40	3.89	5700.000	5470 to 5725	Pass
		5745	25	3.30	5745.060	5725 to 5850	Pass
				3.89	5745.060	5725 to 5850	Pass
				4.48	5745.040	5725 to 5850	Pass
			-20	3.89	5745.080	5725 to 5850	Pass
			-10	3.89	5745.040	5725 to 5850	Pass
			0	3.89	5745.100	5725 to 5850	Pass
			10	3.89	5745.080	5725 to 5850	Pass
			30	3.89	5745.060	5725 to 5850	Pass
			40	3.89	5745.080	5725 to 5850	Pass
		5785	25	3.30	5785.020	5725 to 5850	Pass
				3.89	5785.100	5725 to 5850	Pass
				4.48	5785.060	5725 to 5850	Pass
			-20	3.89	5785.060	5725 to 5850	Pass
			-10	3.89	5785.080	5725 to 5850	Pass
			0	3.89	5785.060	5725 to 5850	Pass
			10	3.89	5785.100	5725 to 5850	Pass
			30	3.89	5785.040	5725 to 5850	Pass
			40	3.89	5785.040	5725 to 5850	Pass
		5825	25	3.30	5825.020	5725 to 5850	Pass
				3.89	5825.040	5725 to 5850	Pass
				4.48	5825.040	5725 to 5850	Pass
			-20	3.89	5825.000	5725 to 5850	Pass
			-10	3.89	5825.040	5725 to 5850	Pass
			0	3.89	5825.020	5725 to 5850	Pass
			10	3.89	5825.040	5725 to 5850	Pass
			30	3.89	5825.020	5725 to 5850	Pass
			40	3.89	5825.000	5725 to 5850	Pass
		5720	25	3.30	5720.020	5470 to 5850	Pass
				3.89	5720.020	5470 to 5850	Pass
				4.48	5720.040	5470 to 5850	Pass
			-20	3.89	5720.040	5470 to 5850	Pass
			-10	3.89	5720.100	5470 to 5850	Pass
			0	3.89	5720.040	5470 to 5850	Pass
			10	3.89	5720.060	5470 to 5850	Pass
			30	3.89	5720.040	5470 to 5850	Pass
			40	3.89	5720.100	5470 to 5850	Pass
802.11ac (VHT40)	SISO	5190	25	3.30	5190.040	5150 to 5250	Pass
				3.89	5190.120	5150 to 5250	Pass
				4.48	5190.080	5150 to 5250	Pass
			-20	3.89	5190.120	5150 to 5250	Pass
			-10	3.89	5190.080	5150 to 5250	Pass
			0	3.89	5190.120	5150 to 5250	Pass
			10	3.89	5190.080	5150 to 5250	Pass
			30	3.89	5190.080	5150 to 5250	Pass

TÜV SÜD Certification and Testing (China) Co., Ltd. Shenzhen Branch
Building 12&13, Zhiheng Wisdomland Business Park, Guankou Erlu, Nantou,
Nanshan District, Shenzhen City, 518052, P. R. China Tel. +86 755 8828 6998,
Fax: +86 755 8828 5299

			40	3.89	5190.120	5150 to 5250	Pass
		5230	25	3.30	5230.160	5150 to 5250	Pass
				3.89	5230.120	5150 to 5250	Pass
				4.48	5230.120	5150 to 5250	Pass
			-20	3.89	5230.080	5150 to 5250	Pass
			-10	3.89	5230.080	5150 to 5250	Pass
			0	3.89	5230.120	5150 to 5250	Pass
			10	3.89	5230.080	5150 to 5250	Pass
			30	3.89	5230.080	5150 to 5250	Pass
			40	3.89	5230.040	5150 to 5250	Pass
		5270	25	3.30	5270.080	5250 to 5350	Pass
				3.89	5270.080	5250 to 5350	Pass
				4.48	5270.080	5250 to 5350	Pass
			-20	3.89	5270.040	5250 to 5350	Pass
			-10	3.89	5270.120	5250 to 5350	Pass
			0	3.89	5270.080	5250 to 5350	Pass
			10	3.89	5270.000	5250 to 5350	Pass
			30	3.89	5270.120	5250 to 5350	Pass
			40	3.89	5270.080	5250 to 5350	Pass
		5310	25	3.30	5310.080	5250 to 5350	Pass
				3.89	5310.080	5250 to 5350	Pass
				4.48	5310.120	5250 to 5350	Pass
			-20	3.89	5310.080	5250 to 5350	Pass
			-10	3.89	5310.040	5250 to 5350	Pass
			0	3.89	5310.160	5250 to 5350	Pass
			10	3.89	5310.080	5250 to 5350	Pass
			30	3.89	5310.080	5250 to 5350	Pass
			40	3.89	5310.040	5250 to 5350	Pass
		5510	25	3.30	5510.080	5470 to 5725	Pass
				3.89	5510.080	5470 to 5725	Pass
				4.48	5510.120	5470 to 5725	Pass
			-20	3.89	5510.040	5470 to 5725	Pass
			-10	3.89	5510.040	5470 to 5725	Pass
			0	3.89	5510.000	5470 to 5725	Pass
			10	3.89	5510.000	5470 to 5725	Pass
			30	3.89	5510.040	5470 to 5725	Pass
			40	3.89	5510.080	5470 to 5725	Pass
		5550	25	3.30	5550.080	5470 to 5725	Pass
				3.89	5550.080	5470 to 5725	Pass
				4.48	5550.040	5470 to 5725	Pass
			-20	3.89	5550.120	5470 to 5725	Pass
			-10	3.89	5550.120	5470 to 5725	Pass
			0	3.89	5550.040	5470 to 5725	Pass
			10	3.89	5550.120	5470 to 5725	Pass
			30	3.89	5550.080	5470 to 5725	Pass
			40	3.89	5550.040	5470 to 5725	Pass
		5670	25	3.30	5670.040	5470 to 5725	Pass
				3.89	5670.080	5470 to 5725	Pass
				4.48	5670.040	5470 to 5725	Pass
			-20	3.89	5670.040	5470 to 5725	Pass
			-10	3.89	5670.080	5470 to 5725	Pass
			0	3.89	5670.120	5470 to 5725	Pass
			10	3.89	5670.080	5470 to 5725	Pass
			30	3.89	5670.120	5470 to 5725	Pass
			40	3.89	5670.040	5470 to 5725	Pass
		5755	25	3.30	5755.080	5725 to 5850	Pass
				3.89	5755.080	5725 to 5850	Pass
				4.48	5755.040	5725 to 5850	Pass
			-20	3.89	5755.120	5725 to 5850	Pass
			-10	3.89	5755.120	5725 to 5850	Pass
			0	3.89	5755.040	5725 to 5850	Pass
			10	3.89	5755.080	5725 to 5850	Pass
			30	3.89	5755.080	5725 to 5850	Pass
			40	3.89	5755.080	5725 to 5850	Pass

TÜV SÜD Certification and Testing (China) Co., Ltd. Shenzhen Branch
Building 12&13, Zhiheng Wisdomland Business Park, Guankou Erlu, Nantou,
Nanshan District, Shenzhen City, 518052, P. R. China Tel. +86 755 8828 6998,
Fax: +86 755 8828 5299

		5795	25	3.30	5795.080	5725 to 5850	Pass
				3.89	5795.080	5725 to 5850	Pass
				4.48	5795.080	5725 to 5850	Pass
			-20	3.89	5795.080	5725 to 5850	Pass
			-10	3.89	5795.040	5725 to 5850	Pass
			0	3.89	5795.040	5725 to 5850	Pass
			10	3.89	5795.040	5725 to 5850	Pass
			30	3.89	5795.040	5725 to 5850	Pass
			40	3.89	5795.040	5725 to 5850	Pass
		5710	25	3.30	5710.080	5470 to 5850	Pass
				3.89	5710.040	5470 to 5850	Pass
				4.48	5710.080	5470 to 5850	Pass
			-20	3.89	5710.040	5470 to 5850	Pass
			-10	3.89	5710.120	5470 to 5850	Pass
			0	3.89	5710.120	5470 to 5850	Pass
			10	3.89	5710.080	5470 to 5850	Pass
			30	3.89	5710.040	5470 to 5850	Pass
			40	3.89	5710.080	5470 to 5850	Pass
802.11ac (VHT80)	SISO	5210	25	3.30	5210.150	5150 to 5250	Pass
				3.89	5210.150	5150 to 5250	Pass
				4.48	5210.075	5150 to 5250	Pass
			-20	3.89	5210.150	5150 to 5250	Pass
			-10	3.89	5210.150	5150 to 5250	Pass
			0	3.89	5210.075	5150 to 5250	Pass
			10	3.89	5210.150	5150 to 5250	Pass
			30	3.89	5210.150	5150 to 5250	Pass
			40	3.89	5210.075	5150 to 5250	Pass
		5290	25	3.30	5290.150	5250 to 5350	Pass
				3.89	5290.150	5250 to 5350	Pass
				4.48	5290.150	5250 to 5350	Pass
			-20	3.89	5290.150	5250 to 5350	Pass
			-10	3.89	5290.150	5250 to 5350	Pass
			0	3.89	5290.150	5250 to 5350	Pass
			10	3.89	5290.150	5250 to 5350	Pass
			30	3.89	5290.150	5250 to 5350	Pass
			40	3.89	5290.150	5250 to 5350	Pass
		5530	25	3.30	5530.150	5470 to 5725	Pass
				3.89	5530.150	5470 to 5725	Pass
				4.48	5530.150	5470 to 5725	Pass
			-20	3.89	5530.150	5470 to 5725	Pass
			-10	3.89	5530.150	5470 to 5725	Pass
			0	3.89	5530.075	5470 to 5725	Pass
			10	3.89	5530.150	5470 to 5725	Pass
			30	3.89	5530.150	5470 to 5725	Pass
			40	3.89	5530.150	5470 to 5725	Pass
		5775	25	3.30	5775.075	5725 to 5850	Pass
				3.89	5775.075	5725 to 5850	Pass
				4.48	5775.225	5725 to 5850	Pass
			-20	3.89	5775.150	5725 to 5850	Pass
			-10	3.89	5775.150	5725 to 5850	Pass
			0	3.89	5775.150	5725 to 5850	Pass
			10	3.89	5775.150	5725 to 5850	Pass
			30	3.89	5775.150	5725 to 5850	Pass
			40	3.89	5775.150	5725 to 5850	Pass
		5690	25	3.30	5690.150	5470 to 5850	Pass
				3.89	5690.150	5470 to 5850	Pass
				4.48	5690.150	5470 to 5850	Pass
			-20	3.89	5690.075	5470 to 5850	Pass
			-10	3.89	5690.075	5470 to 5850	Pass
			0	3.89	5690.075	5470 to 5850	Pass
			10	3.89	5690.075	5470 to 5850	Pass
			30	3.89	5690.075	5470 to 5850	Pass
			40	3.89	5690.150	5470 to 5850	Pass

TÜV SÜD Certification and Testing (China) Co., Ltd. Shenzhen Branch
Building 12&13, Zhiheng Wisdomland Business Park, Guankou Erlu, Nantou,
Nanshan District, Shenzhen City, 518052, P. R. China Tel. +86 755 8828 6998,
Fax: +86 755 8828 5299

8.8 Dynamic Frequency Selection (DFS)

Mode of Operation:

Parameters of EUT	
Frequency	5250-5350MHz 5470-5600MHz 5650-5725MHz
Operational Mode	☐Master ☒Client without Radar Detection ☐Client with Radar Detection
Modulation	OFDM
Channel Bandwidth	20MHz, 40MHz, 80MHz

Working Modes and required Test Items

The manufacturer shall whether the EUT is capable of operating as a master and a client. If the EUT is capable of operating in more than one operating mode then each operating mode shall be tested separately.

Table 1: Applicability of DFS Requirements Prior to Use of a Channel

Requirement	Operational Mode		
	Master	Client Without Radar Detection	Client With Radar Detection
Non-Occupancy Period	Yes	Not required	Yes
DFS Detection Threshold	Yes	Not required	Yes
Channel Availability Check Time	Yes	Not required	Not required
U-NII Detection Bandwidth	Yes	Not required	Yes

Table 2: Applicability of DFS requirements during normal operation

Requirement	Operational Mode	
	Master Device or Client with Radar Detection	Client Without Radar Detection
DFS Detection Threshold	Yes	Not required
Channel Closing Transmission Time	Yes	Yes
Channel Move Time	Yes	Yes
U-NII Detection Bandwidth	Yes	Not required

Additional requirements for devices with multiple bandwidth modes	Master Device or Client with Radar Detection	Client Without Radar Detection
U-NII Detection Bandwidth and Statistical Performance Check	All BW modes must be tested	Not required
Channel Move Time and Channel Closing Transmission Time	Test using widest BW mode available	Test using the widest BW mode available for the link
All other tests	Any single BW mode	Not required
Note: Frequencies selected for statistical performance check (Section 7.8.4) should include several frequencies within the radar detection bandwidth and frequencies near the edge of the radar detection bandwidth. For 802.11 devices it is suggested to select frequencies in each of the bonded 20 MHz channels and the channel center frequency.		

TÜV SÜD Certification and Testing (China) Co., Ltd. Shenzhen Branch
Building 12&13, Zhiheng Wisdomland Business Park, Guankou Erlu, Nantou, Nanshan District, Shenzhen City, 518052, P. R. China Tel. +86 755 8828 6998, Fax: +86 755 8828 5299

Requirement:
Per KDB 905462 D02 v02 the following are the requirements for client Devices:
a) A Client Device will not transmit before having received appropriate control signals from a Master Device.
b) A Client Device will stop all its transmissions whenever instructed by a Master Device to which it is associated and will meet the Channel Move Time and Channel Closing Transmission Time requirements. The Client Device will not resume any transmissions until it has again received control signals from a Master Device.
c) If a Client Device is performing In-Service Monitoring and detects a Radar Waveform above the DFS Detection Threshold, it will inform the Master Device. This is equivalent to the Master Device detecting the Radar Waveform and d) through f) of section 5.1.1 apply.
d) Irrespective of Client Device or Master Device detection the Channel Move Time and Channel Closing Transmission Time requirements remain the same.
e) The client test frequency must be monitored to ensure no transmission of any type has occurred for 30 minutes. Note: If the client moves with the master, the device is considered compliant if nothing appears in the client non-occupancy period test. For devices that shut down (rather than moving channels), no beacons should appear**.**

Table 3: DFS Response Requirement Values

Parameter	**Value**
Non-occupancy period	Minimum 30 minutes
Channel Availability Check Time	60 seconds
Channel Move Time	10 seconds See Note 1.
Channel Closing Transmission Time	200 milliseconds + an aggregate of 60 milliseconds over remaining 10 second period. See Notes 1 and 2.
U-NII Detection Bandwidth	Minimum 100% of the U-NII 99% transmission power bandwidth. See Note 3.
Note 1: *Channel Move Time* and the *Channel Closing Transmission Time* should be performed with Radar Type 0. The measurement timing begins at the end of the Radar Type 0 burst. **Note 2:** The *Channel Closing Transmission Time* is comprised of 200 milliseconds starting at the beginning of the *Channel Move Time* plus any additional intermittent control signals required to facilitate a *Channel* move (an aggregate of 60 milliseconds) during the remainder of the 10 second period. The aggregate duration of control signals will not count quiet periods in between transmissions. **Note 3:** During the *U-NII Detection Bandwidth* detection test, radar type 0 should be used. For each frequency step the minimum percentage of detection is 90 percent. Measurements are performed with no data traffic.	

TÜV SÜD Certification and Testing (China) Co., Ltd. Shenzhen Branch
Building 12&13, Zhiheng Wisdomland Business Park, Guankou Erlu, Nantou, Nanshan District, Shenzhen City, 518052, P. R. China Tel. +86 755 8828 6998, Fax: +86 755 8828 5299

DFS Detection Thresholds Values

Table 4 below provides the DFS Detection Thresholds for Master Devices as well as Client Devices incorporating In-Service Monitoring.

Table 4: DFS Detection Thresholds for Master Devices and Client Devices with Radar Detection

Maximum Transmit Power	**Value (See Notes 1, 2, and 3)**
EIRP ≥ 200 milliwatt	-64 dBm
EIRP < 200 milliwatt and power spectral density < 10 dBm/MHz	-62 dBm
EIRP < 200 milliwatt that do not meet the power spectral density requirement	-64 dBm
Note 1: This is the level at the input of the receiver assuming a 0 dBi receive antenna. **Note 2:** Throughout these test procedures an additional 1 dB has been added to the amplitude of the test transmission waveforms to account for variations in measurement equipment. This will ensure that the test signal is at or above the detection threshold level to trigger a DFS response. **Note3:** EIRP is based on the highest antenna gain. For MIMO devices refer to KDB Publication 662911 D01.	

Test Procedure

The FCC KDB 905462 D02 v02 describes a radiated test setup and a conducted test setup. A conducted test setup was used for this testing. Figure 1 shows the typical test setup. One channel selected between 5260 and 5350 MHz is chosen for the testing.

Figure 1. Test Setup for DFS

Setup for client with injection at the master.

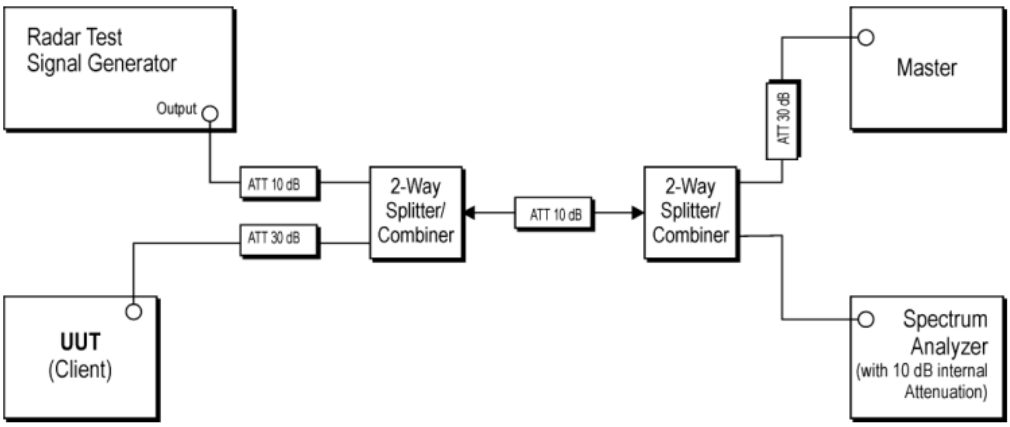

Channel Closing Transmission Time, Channel Move Time and Non-Occupancy Period.

Block Diagram of test setup test procedure.

(1) The Radar Pulse generator is setup to provide a pulse at frequency that the master and client are operating, A type 0 radar pulse is used for the testing.
(2) The vector signal generator is adjusted to provide the radar burst (18 pulses) at the level of approximately -62dBm at the antenna of the master device.
(3) A trigger is provided from the pulse generator to the DFS monitoring system in order to capture the traffic and the occurrence of the radar pulse.
(4) The Client Device (EUT) is set up per the diagram in Figure 1 and communications between the Master device and the Client is established.
(5) Iperf software is used to properly load the test channel.
(6) The real ime spectrum analyzer is set to record a 16sec window to any transmissions occurring up to and after 10sec.

TÜV SÜD Certification and Testing (China) Co., Ltd. Shenzhen Branch
Building 12&13, Zhiheng Wisdomland Business Park, Guankou Erlu, Nantou, Nanshan District, Shenzhen City, 518052, P. R. China Tel. +86 755 8828 6998, Fax: +86 755 8828 5299

(7) The system is again setup and the monitoring time is shortened in order to capture the Channel Closing Transmission Time. This time is measured to ensure that the Client ceases transmission within 200ms and the aggregate of emissions occurring after 200ms up to 10 sec do not exceed 60ms.
(Note: the channel may be different since the Master and Client have changed channels due to the detection of e initial radar pulse.)

(8) After the initial radar burst the channel is monitored for 30 minutes to ensure no transmissions or beacons occur. A second monitoring setup is used to verify that the Master and Client have both moved to different channels.

Test Result

Clause	Test Parameter	Remarks	Pass/Fail
15.407	DFS Detection Threshold	Not Applicable	N/A
15.407	Channel Availability Check time	Not Applicable	N/A
15.407	Channel Move time	Applicable	Pass
15.407	Channel Closing Transmission time	Applicable	Pass
15.407	Non-occupancy Period	Not Applicable	N/A
15.407	Uniform Spreading	Not Applicable	N/A
15.407	UNII Detection Bandwidth	Not Applicable	N/A

Test Mode	Channel	CCT[ms]	Limit[s]	CMT[ms]	Limit[ms]	Verdict
11A	5280	205.16	60	428.71	10000	PASS
	5500	208.17	60	448.06	10000	PASS
11N40SISO	5270	208.17	60	457.95	10000	PASS
	5510	208.6	60	506.54	10000	PASS
11AC80SISO	5290	206.02	60	454.08	10000	PASS
	5530	205.16	60	418.82	10000	PASS

TÜV SÜD Certification and Testing (China) Co., Ltd. Shenzhen Branch
Building 12&13, Zhiheng Wisdomland Business Park, Guankou Erlu, Nantou,
Nanshan District, Shenzhen City, 518052, P. R. China Tel. +86 755 8828 6998,
Fax: +86 755 8828 5299

Test Graphs:

11A_5280_Type0

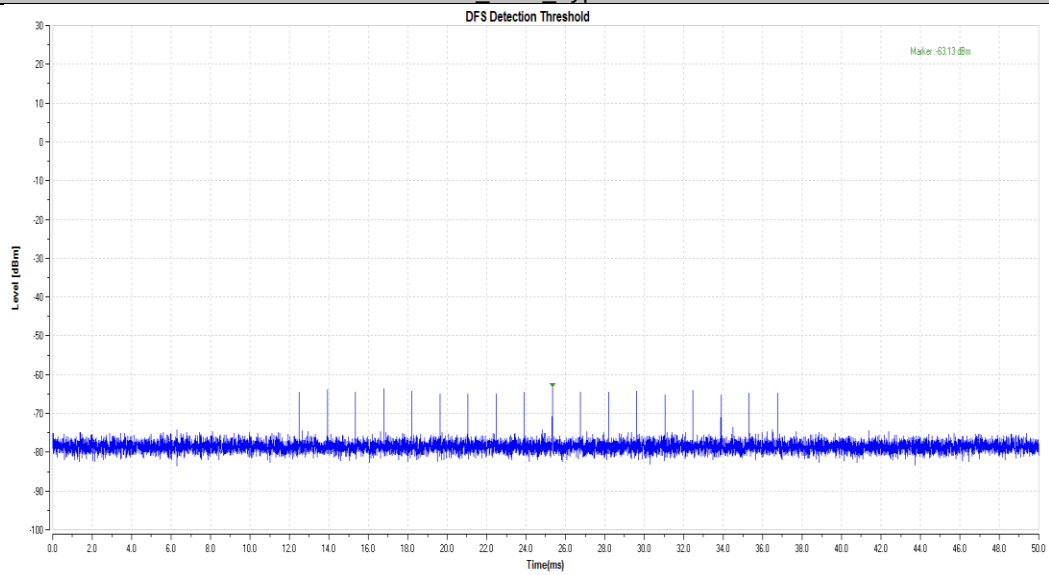

11A_5500_Type0

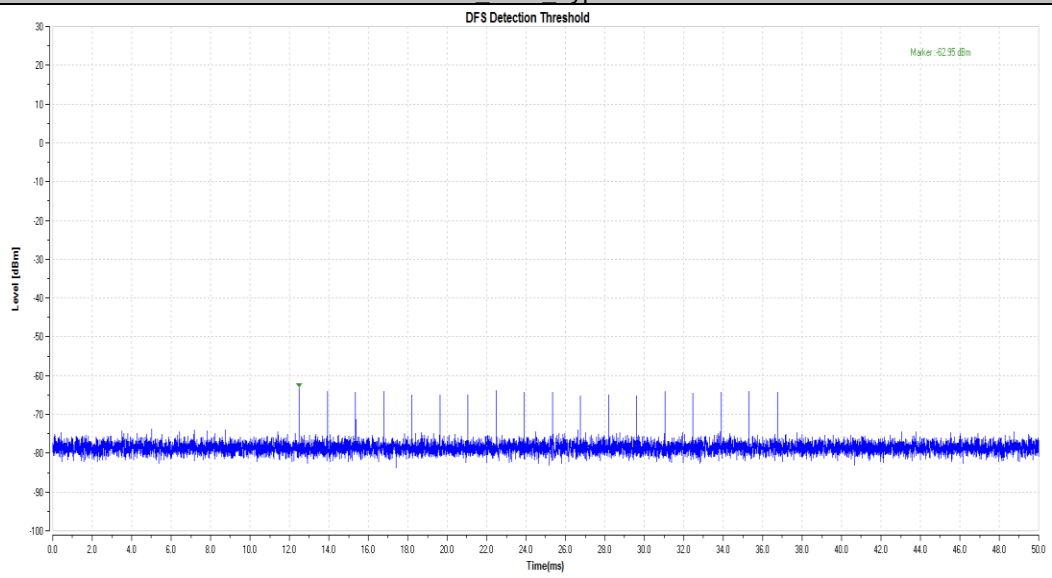

11N40SISO_5270_Type0

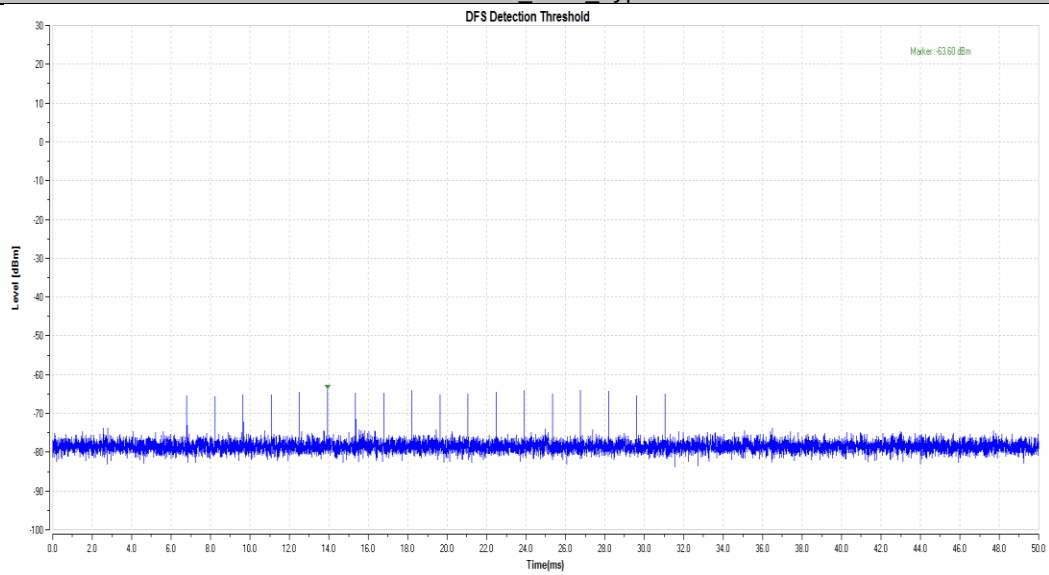

TÜV SÜD Certification and Testing (China) Co., Ltd. Shenzhen Branch
Building 12&13, Zhiheng Wisdomland Business Park, Guankou Erlu, Nantou,
Nanshan District, Shenzhen City, 518052, P. R. China Tel. +86 755 8828 6998,
Fax: +86 755 8828 5299

11N40SISO_5510_Type0

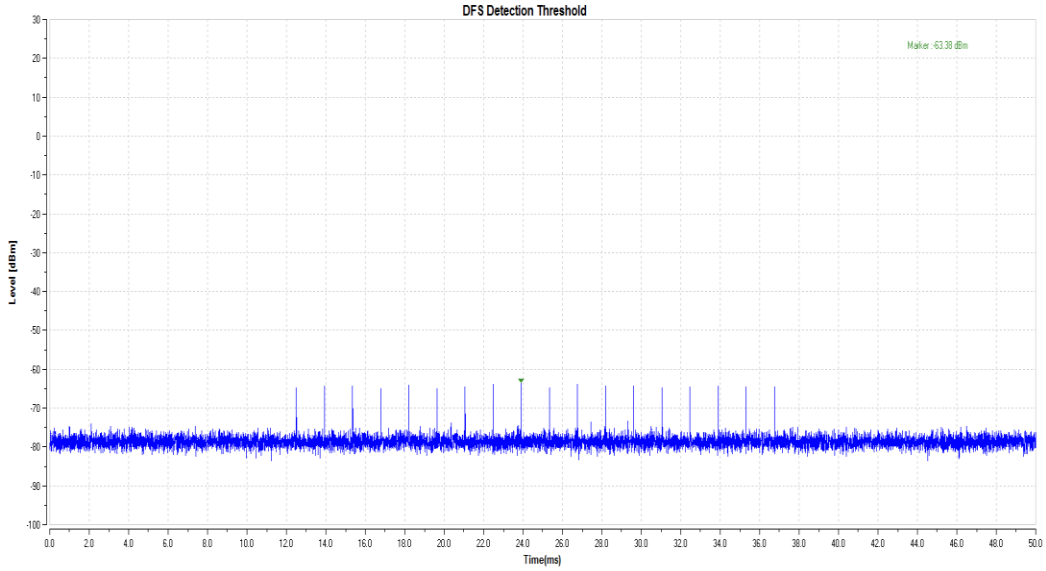

11AC80SISO_5290_Type0

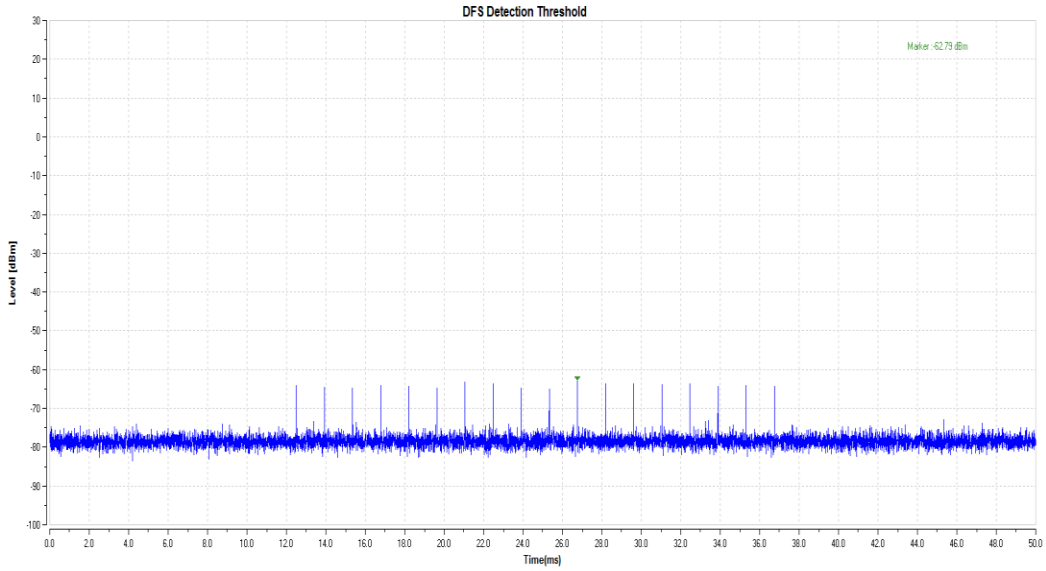

11AC80SISO_5530_Type0

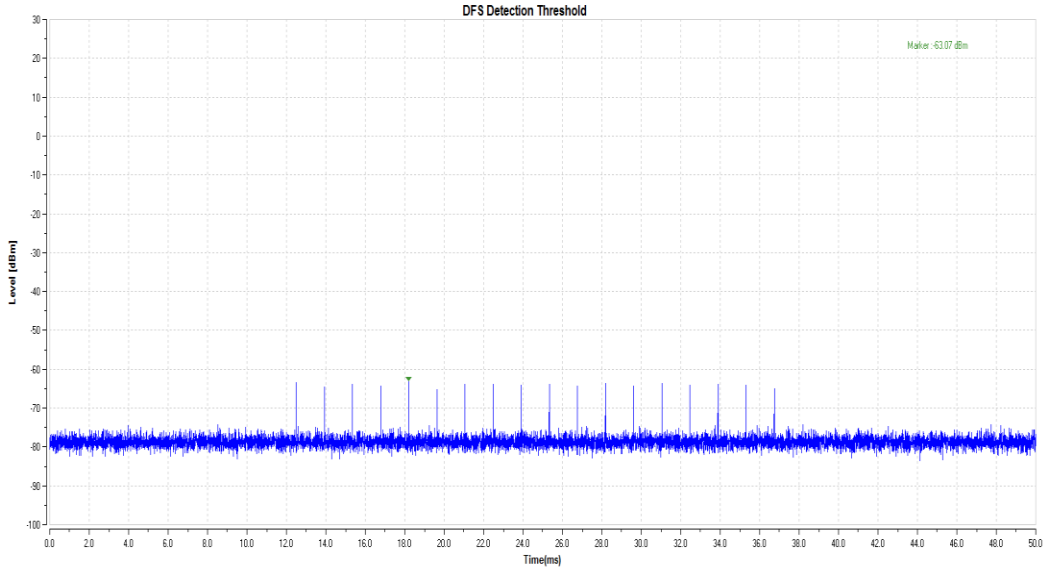

TÜV SÜD Certification and Testing (China) Co., Ltd. Shenzhen Branch
Building 12&13, Zhiheng Wisdomland Business Park, Guankou Erlu, Nantou,
Nanshan District, Shenzhen City, 518052, P. R. China Tel. +86 755 8828 6998,
Fax: +86 755 8828 5299

11A_5280

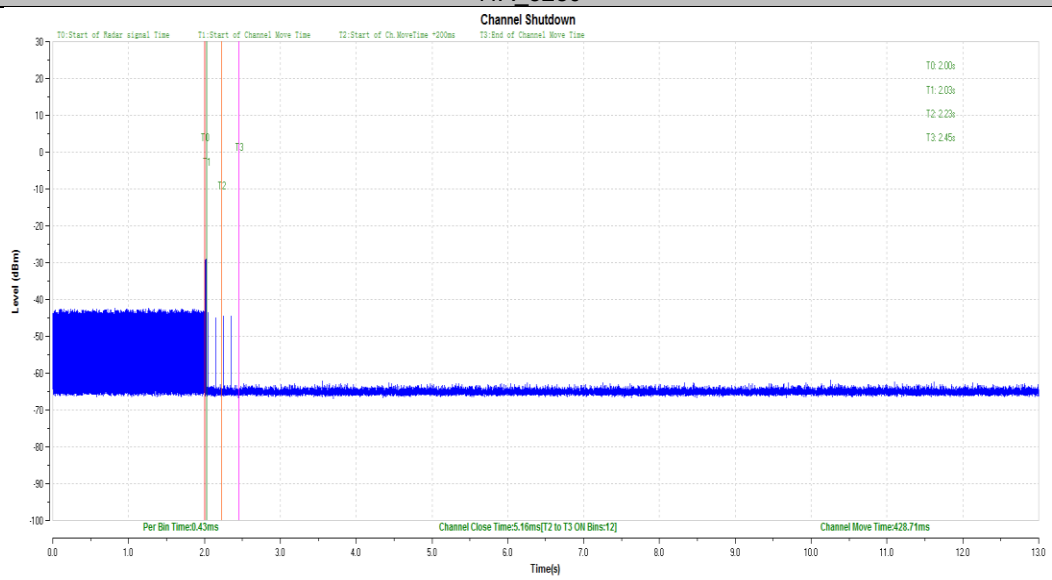

11A_5500

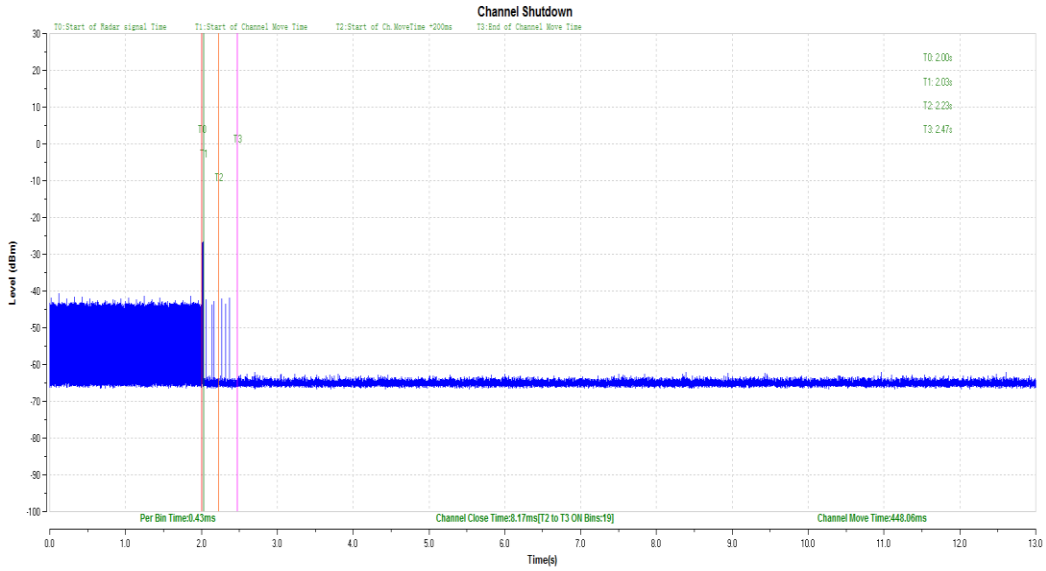

11N40SISO_5270

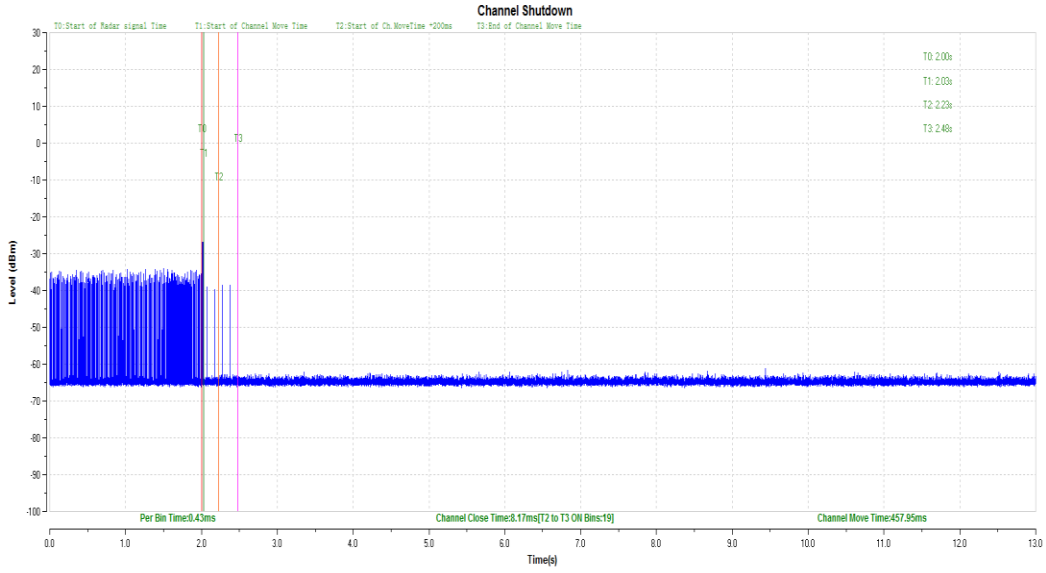

TÜV SÜD Certification and Testing (China) Co., Ltd. Shenzhen Branch
Building 12&13, Zhiheng Wisdomland Business Park, Guankou Erlu, Nantou,
Nanshan District, Shenzhen City, 518052, P. R. China Tel. +86 755 8828 6998,
Fax: +86 755 8828 5299

11N40SISO_5510

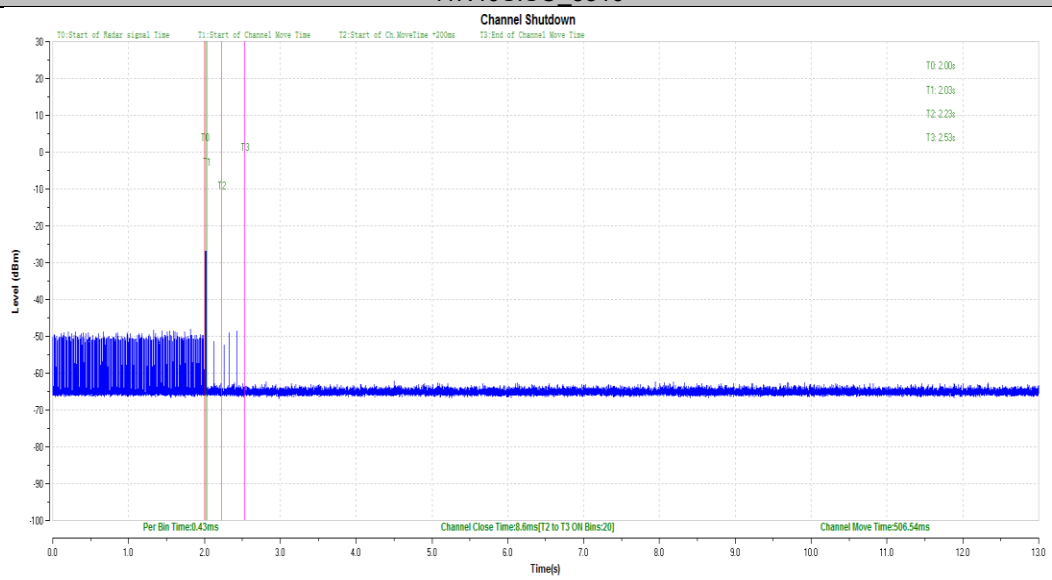

11AC80SISO_5290

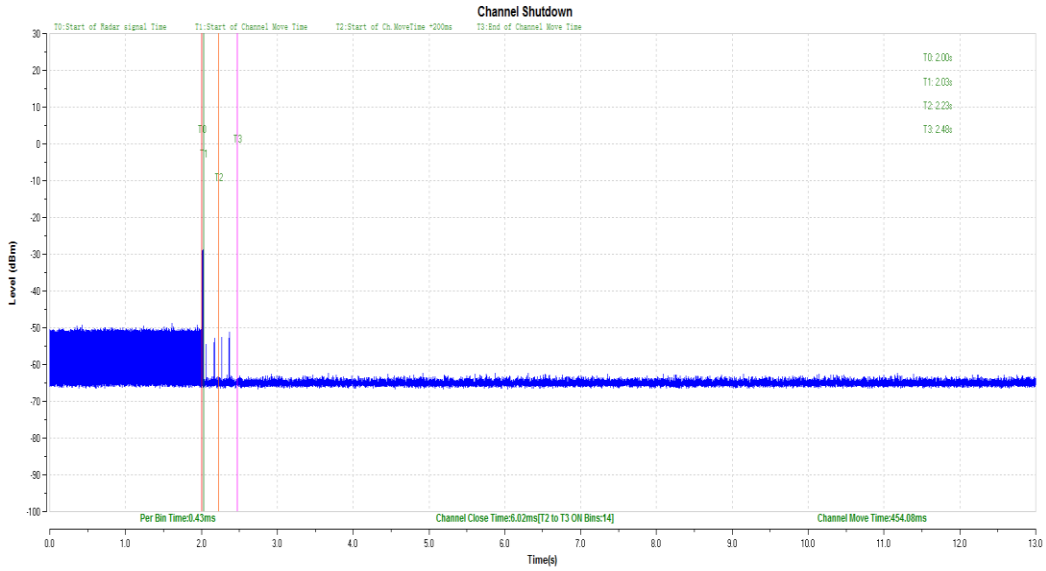

11AC80SISO_5530

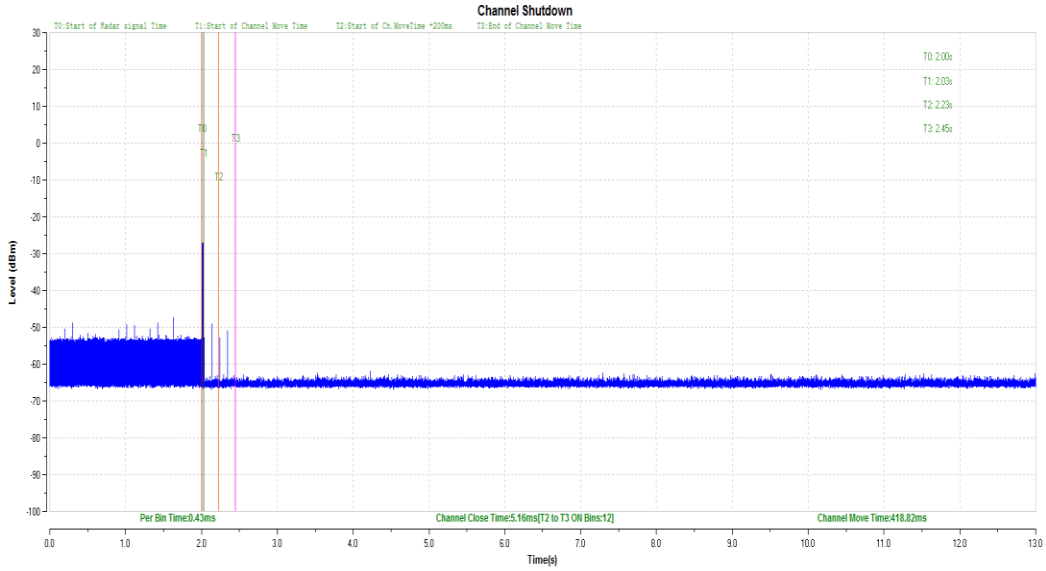

TÜV SÜD Certification and Testing (China) Co., Ltd. Shenzhen Branch
Building 12&13, Zhiheng Wisdomland Business Park, Guankou Erlu, Nantou,
Nanshan District, Shenzhen City, 518052, P. R. China Tel. +86 755 8828 6998,
Fax: +86 755 8828 5299

9. Test Equipment List

Conducted Emission 2# Test

DESCRIPTION	MANUFACTURER	MODEL NO.	EQUIPMENT ID	SERIAL NO.	CAL INTERVAL (YEAR)	CAL. DUE DATE
EMI Test Receiver	Rohde & Schwarz	ESR 3	68-4-74-19-002	102590	1	2024-5-19
LISN	Rohde & Schwarz	ENV216	68-4-87-19-001	102472	1	2024-5-20
Attenuator	Shanghai Huaxiang	TS2-26-3	68-4-81-16-003	080928189	1	2024-5-19
Test software	Rohde & Schwarz	EMC32	68-4-90-19-005-A01	Version10.35.02	N/A	N/A
Shielding Room	TDK	CSR #2	68-4-90-19-005	----	3	2025-10-15

Radiated Emission 1# Test

DESCRIPTION	MANUFACTURER	MODEL NO.	EQUIPMENT ID	SERIAL NO.	CAL INTERVAL (YEAR)	CAL. DUE DATE
EMI Test Receiver	Rohde & Schwarz	ESR 7	68-4-74-19-001	102176	1	2024-5-20
Loop Antenna	Rohde & Schwarz	HFH2-Z2	68-4-80-14-006	100398	1	2024-8-17
3m Semi-anechoic chamber	TDK	SAC-3 #1	68-4-90-14-001	----	3	2024-5-28
Test software	Rohde & Schwarz	EMC32	68-4-90-14-001-A10	Version10.35.02	N/A	N/A

Radiated Emission 2# Test

DESCRIPTION	MANUFACTURER	MODEL NO.	EQUIPMENT ID	SERIAL NO.	CAL INTERVAL (YEAR)	CAL. DUE DATE
EMI Test Receiver	Rohde & Schwarz	ESR 26	68-4-74-14-002	101269	1	2024-5-20
Signal Analyzer	Rohde & Schwarz	FSV40	68-4-74-14-003	101031	1	2024-5-19
Trilog Super Broadband Test Antenna	Schwarzbeck	VULB 9162	68-4-80-19-003	284	1	2025-2-22
Wave Guide Antenna	ETS	3117	68-4-80-19-001	00218954	1	2025-4-10
Pre-amplifier	Rohde & Schwarz	SCU 18F	68-4-29-19-001	100745	1	2024-5-19
Pre-amplifier	Rohde & Schwarz	SCU 18F	68-4-29-19-002	100746	1	2024-5-19
Sideband Horn Antenna	Q-PAR	QWH-SL-18-40-K-SG	68-4-80-14-008	12827	1	2024-7-11
Pre-amplifier	Rohde & Schwarz	SCU 40A	68-4-29-14-002	100432	1	2024-8-1
Attenuator	Mini-circuits	UNAT-6+	68-4-81-21-002	15542	1	2024-5-19
3m Semi-anechoic chamber	TDK	SAC-3 #2	68-4-90-19-006	----	2	2024-5-28
Test software	Rohde & Schwarz	EMC32	68-4-90-19-006-A01	Version10.35.02	N/A	N/A

RF conducted test

DESCRIPTION	MANUFACTURER	MODEL NO.	EQUIPMENT ID	SERIAL NO.	CAL INTERVAL (YEAR)	CAL. DUE DATE
Signal Analyzer	Rohde & Schwarz	FSV40	68-4-74-14-004	101030	1	2024-5-19
RF Switch Module	Rohde & Schwarz	OSP120/OSP-B157W	68-4-93-14-003	101226/100929	1	2024-5-20
Test software	Tonscend	System for BT/Wi-Fi	68-4-74-14-006-A13	Version 2.6.77.0518	N/A	N/A
Shielding Room	TDK	TS8997	68-4-90-19-003	----	3	2025-10-15

TÜV SÜD Certification and Testing (China) Co., Ltd. Shenzhen Branch
Building 12&13, Zhiheng Wisdomland Business Park, Guankou Erlu, Nantou, Nanshan District, Shenzhen City, 518052, P. R. China Tel. +86 755 8828 6998, Fax: +86 755 8828 5299

10. System Measurement Uncertainly

For a 95% confidence level, the measurement expanded uncertainties for defined systems, in accordance with the recommendations of ISO 17025 were:

System Measurement Uncertainty	
Test Items	Extended Uncertainty
Uncertainty for Conducted Emission in new shielding room (68-4-90-19-005) 150kHz-30MHz (for test using AMN ENV216)	3.15dB
Uncertainty for Radiated Emission in 3m chamber (68-4-90-14-001) 9kHz-30MHz	4.70dB
Uncertainty for Radiated Emission in 3m chamber (68-4-90-14-001) 30MHz-1000MHz	Horizontal: 4.63dB; Vertical: 4.78dB;
Uncertainty for Radiated Emission in new 3m chamber (68-4-90-19-006) 1000MHz-18000MHz	Horizontal: 5.38dB; Vertical: 5.38dB;
Uncertainty for Radiated Emission in new 3m chamber (68-4-90-19-006) 18GHz-40GHz	Horizontal: 5.29dB; Vertical: 5.29dB;
Uncertainty for Conducted RF test with TS 8997	RF Power Conducted: 1.31dB Frequency test involved: 0.6×10^{-8} or 1%

Measurement Uncertainty Decision Rule:

Determination of conformity with the specification limits is based on the decision rule according to IEC Guide 115: 2021, clause 4.4.3 and 4.5.1.

---THE END OF REPORT---

TÜV SÜD Certification and Testing (China) Co., Ltd. Shenzhen Branch
Building 12&13, Zhiheng Wisdomland Business Park, Guankou Erlu, Nantou, Nanshan District, Shenzhen City, 518052, P. R. China Tel. +86 755 8828 6998, Fax: +86 755 8828 5299