**Power Supply** : 3.8Vdc

**Test Mode** : TX MODE 11n 20 5180MHz

**Condition** : Temp:24.5'C,Humi:55%, Press:100.1kPa

**Antenna/Distance** : 2016 HF907/3m/VERTICAL

**Memo** :

Data: 2

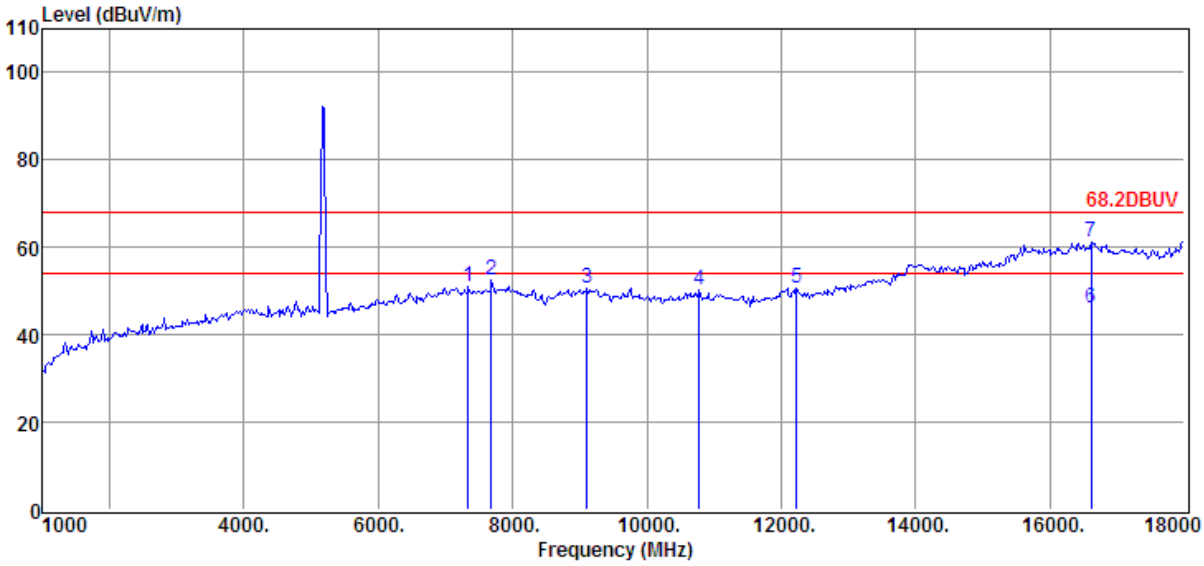


| Item (Mark) | Freq. (MHz) | Read Level (dBµV) | Antenna Factor (dB/m) | PRM Factor dB | Cable Loss dB | Result Level (dBµV/m) | Limit Line (dBµV/m) | Over Limit (dB) | Detector | Polarization |
|---|---|---|---|---|---|---|---|---|---|---|
| 1 | 7341.00 | 34.27 | 36.48 | 30.59 | 10.72 | 50.88 | 68.20 | -17.32 | Peak | VERTICAL |
| 2 | 7681.00 | 36.07 | 36.64 | 30.96 | 10.95 | 52.70 | 68.20 | -15.50 | Peak | VERTICAL |
| 3 | 9109.00 | 33.89 | 37.26 | 32.36 | 11.95 | 50.74 | 68.20 | -17.46 | Peak | VERTICAL |
| 4 | 10775.00 | 33.56 | 37.18 | 33.59 | 13.14 | 50.29 | 68.20 | -17.91 | Peak | VERTICAL |
| 5 | 12220.00 | 33.27 | 37.91 | 34.95 | 14.41 | 50.64 | 68.20 | -17.56 | Peak | VERTICAL |
| 6 | 16606.00 | 20.14 | 44.53 | 36.21 | 17.71 | 46.17 | 54.00 | -7.83 | Average | VERTICAL |
| 7 | 16606.00 | 35.36 | 44.53 | 36.21 | 17.71 | 61.39 | 68.20 | -6.81 | Peak | VERTICAL |

Note: 1. Result Level = Read Level + Antenna Factor + Cable loss - PRM Factor.
2. If Peak Result complies with AV limit, AV Result is deemed to comply with AV limit.
3. Test setup: RBW: 1 MHz, VBW: 3 MHz, Sweep time: auto.


*This report shall not be reproduced except in full, without the written approval of UL Verification Services (Guangzhou) Co., Ltd, Song Shan Lake Branch.*

**Power Supply** : 3.8Vdc

**Test Mode** : TX MODE 11n 20 5180MHz

**Condition** : Temp:24.5'C,Humi:55%, Press:100.1kPa

**Antenna/Distance** : 2016 HF907/3m/VERTICAL

**Memo** :

Data: 3

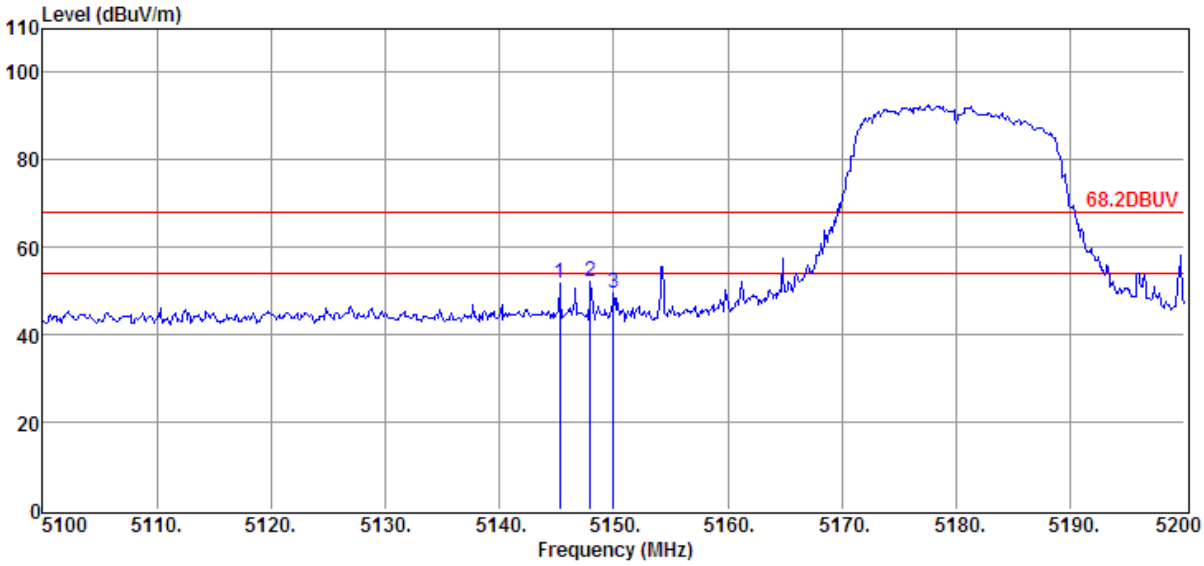


| Item (Mark) | Freq. (MHz) | Read Level (dBµV) | Antenna Factor (dB/m) | PRM Factor dB | Cable Loss dB | Result Level (dBµV/m) | Limit Line (dBµV/m) | Over Limit (dB) | Detector | Polarization |
|---|---|---|---|---|---|---|---|---|---|---|
| 1 | 5145.30 | 38.44 | 34.00 | 29.33 | 8.84 | 51.95 | 68.20 | -16.25 | Peak | VERTICAL |
| 2 | 5148.00 | 38.82 | 34.01 | 29.33 | 8.84 | 52.34 | 68.20 | -15.86 | Peak | VERTICAL |
| 3 | 5150.00 | 36.11 | 34.01 | 29.33 | 8.84 | 49.63 | 68.20 | -18.57 | Peak | VERTICAL |

Note: 1. Result Level = Read Level + Antenna Factor + Cable loss - PRM Factor.
2. If Peak Result complies with AV limit, AV Result is deemed to comply with AV limit.
3. Test setup: RBW: 1 MHz, VBW: 3 MHz, Sweep time: auto.


*This report shall not be reproduced except in full, without the written approval of UL Verification Services (Guangzhou) Co., Ltd, Song Shan Lake Branch.*

**Power Supply** : 3.8Vdc

**Test Mode** : TX MODE 11n 20 5180MHz

**Condition** : Temp:24.5'C,Humi:55%, Press:100.1kPa

**Antenna/Distance** : 2016 HF907/3m/HORIZONTAL

**Memo** :

Data: 4

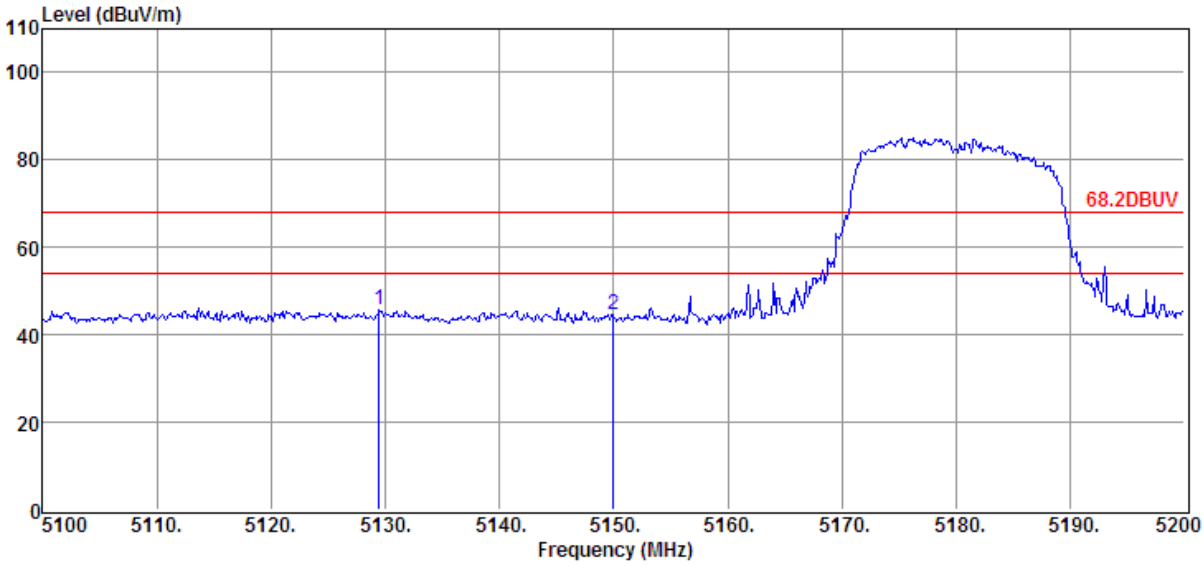


| Item (Mark) | Freq. (MHz) | Read Level (dBµV) | Antenna Factor (dB/m) | PRM Factor dB | Cable Loss dB | Result Level (dBµV/m) | Limit Line (dBµV/m) | Over Limit (dB) | Detector | Polarization |
|---|---|---|---|---|---|---|---|---|---|---|
| 1 | 5129.50 | 32.16 | 33.97 | 29.34 | 8.80 | 45.59 | 68.20 | -22.61 | Peak | HORIZONTAL |
| 2 | 5150.00 | 30.95 | 34.01 | 29.33 | 8.84 | 44.47 | 68.20 | -23.73 | Peak | HORIZONTAL |

Note: 1. Result Level = Read Level + Antenna Factor + Cable loss - PRM Factor.
2. If Peak Result complies with AV limit, AV Result is deemed to comply with AV limit.
3. Test setup: RBW: 1 MHz, VBW: 3 MHz, Sweep time: auto.


*This report shall not be reproduced except in full, without the written approval of UL Verification Services (Guangzhou) Co., Ltd, Song Shan Lake Branch.*

**Power Supply** : 3.8Vdc

**Test Mode** : TX MODE 11n 20 5200MHz

**Condition** : Temp:24.5'C,Humi:55%, Press:100.1kPa

**Antenna/Distance** : 2016 HF907/3m/HORIZONTAL

**Memo** :

Data: 5

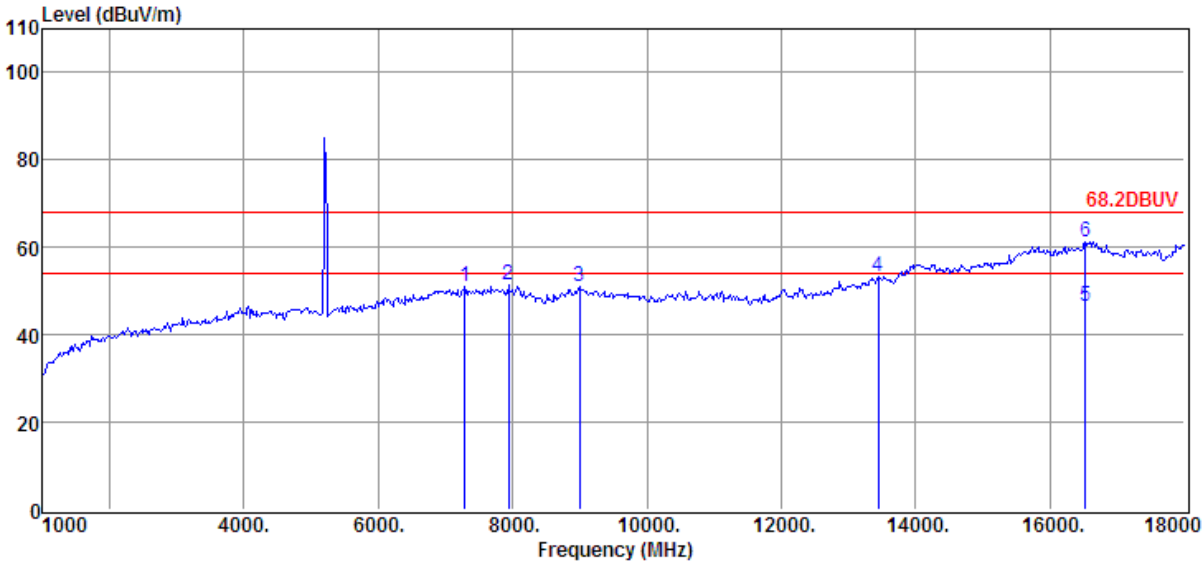


| Item (Mark) | Freq. (MHz) | Read Level (dBµV) | Antenna Factor (dB/m) | PRM Factor dB | Cable Loss dB | Result Level (dBµV/m) | Limit Line (dBµV/m) | Over Limit (dB) | Detector | Polarization |
|---|---|---|---|---|---|---|---|---|---|---|
| 1 | 7290.00 | 34.34 | 36.44 | 30.55 | 10.68 | 50.91 | 68.20 | -17.29 | Peak | HORIZONTAL |
| 2 | 7936.00 | 34.64 | 36.69 | 31.11 | 11.10 | 51.32 | 68.20 | -16.88 | Peak | HORIZONTAL |
| 3 | 8990.00 | 34.20 | 37.46 | 32.32 | 11.81 | 51.15 | 68.20 | -17.05 | Peak | HORIZONTAL |
| 4 | 13444.00 | 34.39 | 39.24 | 35.28 | 14.78 | 53.13 | 68.20 | -15.07 | Peak | HORIZONTAL |
| 5 | 16521.00 | 20.36 | 44.67 | 36.06 | 17.51 | 46.48 | 54.00 | -7.52 | Average | HORIZONTAL |
| 6 | 16521.00 | 35.30 | 44.67 | 36.06 | 17.51 | 61.42 | 68.20 | -6.78 | Peak | HORIZONTAL |

Note: 1. Result Level = Read Level + Antenna Factor + Cable loss - PRM Factor.
2. If Peak Result complies with AV limit, AV Result is deemed to comply with AV limit.
3. Test setup: RBW: 1 MHz, VBW: 3 MHz, Sweep time: auto.


*This report shall not be reproduced except in full, without the written approval of UL Verification Services (Guangzhou) Co., Ltd, Song Shan Lake Branch.*

**Power Supply** : 3.8Vdc

**Test Mode** : TX MODE 11n 20 5200MHz

**Condition** : Temp:24.5'C,Humi:55%, Press:100.1kPa

**Antenna/Distance** : 2016 HF907/3m/VERTICAL

**Memo** :

Data: 6

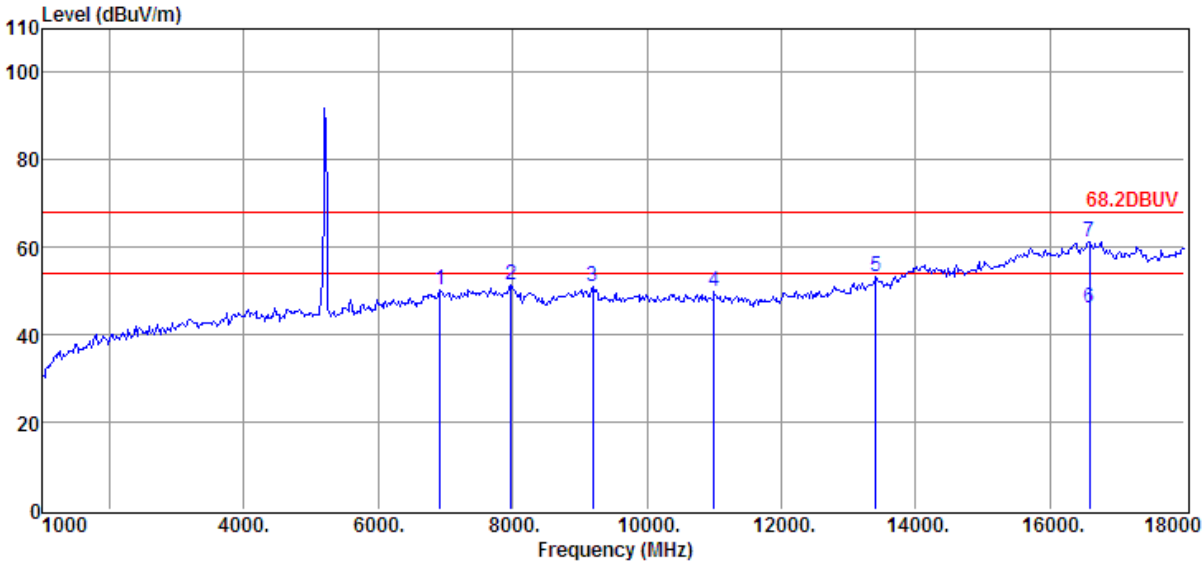


| Item (Mark) | Freq. (MHz) | Read Level (dBµV) | Antenna Factor (dB/m) | PRM Factor dB | Cable Loss dB | Result Level (dBµV/m) | Limit Line (dBµV/m) | Over Limit (dB) | Detector | Polarization |
|---|---|---|---|---|---|---|---|---|---|---|
| 1 | 6916.00 | 34.27 | 36.13 | 30.33 | 10.37 | 50.44 | 68.20 | -17.76 | Peak | VERTICAL |
| 2 | 7970.00 | 34.61 | 36.69 | 31.12 | 11.12 | 51.30 | 68.20 | -16.90 | Peak | VERTICAL |
| 3 | 9194.00 | 34.41 | 37.07 | 32.40 | 12.03 | 51.11 | 68.20 | -17.09 | Peak | VERTICAL |
| 4 | 10996.00 | 32.59 | 37.79 | 33.98 | 13.48 | 49.88 | 68.20 | -18.32 | Peak | VERTICAL |
| 5 | 13410.00 | 34.86 | 39.21 | 35.38 | 14.78 | 53.47 | 68.20 | -14.73 | Peak | VERTICAL |
| 6 | 16589.00 | 20.14 | 44.56 | 36.21 | 17.64 | 46.13 | 54.00 | -7.87 | Average | VERTICAL |
| 7 | 16589.00 | 35.39 | 44.56 | 36.21 | 17.64 | 61.38 | 68.20 | -6.82 | Peak | VERTICAL |

Note: 1. Result Level = Read Level + Antenna Factor + Cable loss - PRM Factor.
2. If Peak Result complies with AV limit, AV Result is deemed to comply with AV limit.
3. Test setup: RBW: 1 MHz, VBW: 3 MHz, Sweep time: auto.


*This report shall not be reproduced except in full, without the written approval of UL Verification Services (Guangzhou) Co., Ltd, Song Shan Lake Branch.*

**Power Supply** : 3.8Vdc

**Test Mode** : TX MODE 11n 20 5240MHz

**Condition** : Temp:24.5'C,Humi:55%, Press:100.1kPa

**Antenna/Distance** : 2016 HF907/3m/VERTICAL

**Memo** :

Data: 7

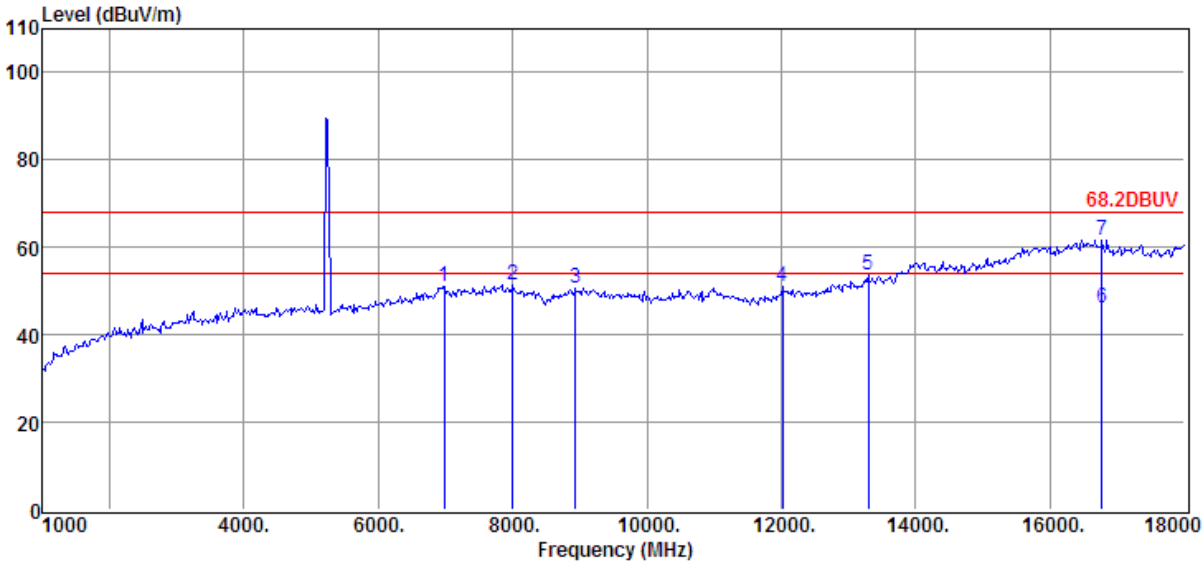


| Item (Mark) | Freq. (MHz) | Read Level (dBµV) | Antenna Factor (dB/m) | PRM Factor dB | Cable Loss dB | Result Level (dBµV/m) | Limit Line (dBµV/m) | Over Limit (dB) | Detector | Polarization |
|---|---|---|---|---|---|---|---|---|---|---|
| 1 | 6984.00 | 34.74 | 36.19 | 30.38 | 10.40 | 50.95 | 68.20 | -17.25 | Peak | VERTICAL |
| 2 | 8004.00 | 34.60 | 36.69 | 31.13 | 11.13 | 51.29 | 68.20 | -16.91 | Peak | VERTICAL |
| 3 | 8939.00 | 33.76 | 37.24 | 32.26 | 11.79 | 50.53 | 68.20 | -17.67 | Peak | VERTICAL |
| 4 | 12016.00 | 33.81 | 37.62 | 34.80 | 14.24 | 50.87 | 68.20 | -17.33 | Peak | VERTICAL |
| 5 | 13291.00 | 35.23 | 39.09 | 35.47 | 14.74 | 53.59 | 68.20 | -14.61 | Peak | VERTICAL |
| 6 | 16776.00 | 20.47 | 44.26 | 36.45 | 18.00 | 46.28 | 54.00 | -7.72 | Average | VERTICAL |
| 7 | 16776.00 | 35.74 | 44.26 | 36.45 | 18.00 | 61.55 | 68.20 | -6.65 | Peak | VERTICAL |

Note: 1. Result Level = Read Level + Antenna Factor + Cable loss - PRM Factor.
2. If Peak Result complies with AV limit, AV Result is deemed to comply with AV limit.
3. Test setup: RBW: 1 MHz, VBW: 3 MHz, Sweep time: auto.


*This report shall not be reproduced except in full, without the written approval of UL Verification Services (Guangzhou) Co., Ltd, Song Shan Lake Branch.*

**Power Supply** : 3.8Vdc

**Test Mode** : TX MODE 11n 20 5240MHz

**Condition** : Temp:24.5'C,Humi:55%, Press:100.1kPa

**Antenna/Distance** : 2016 HF907/3m/HORIZONTAL

**Memo** :

Data: 8

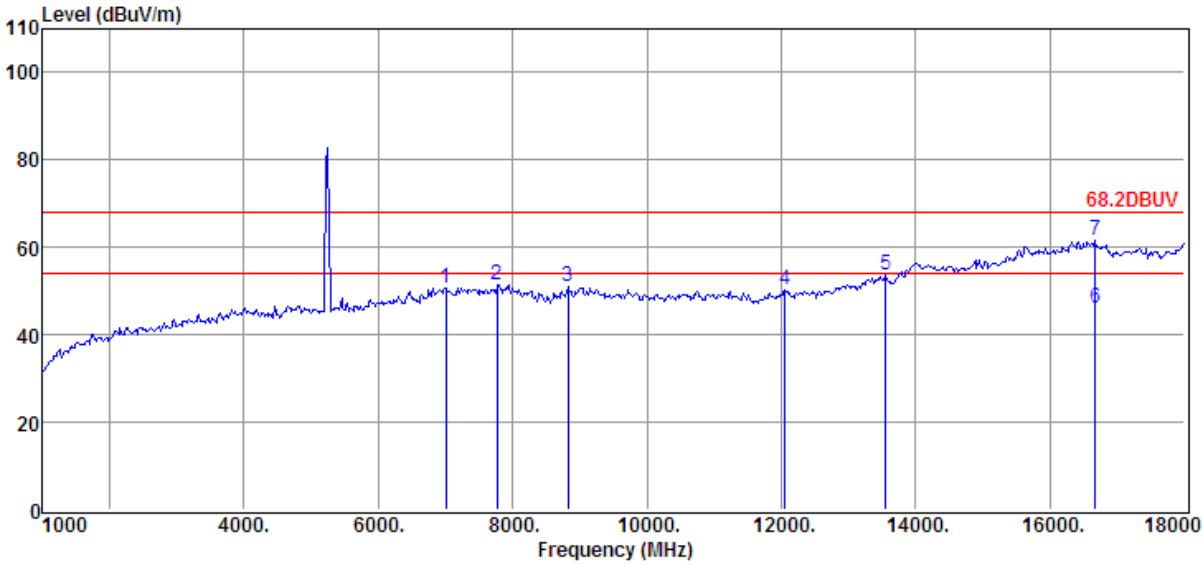


| Item (Mark) | Freq. (MHz) | Read Level (dBµV) | Antenna Factor (dB/m) | PRM Factor dB | Cable Loss dB | Result Level (dBµV/m) | Limit Line (dBµV/m) | Over Limit (dB) | Detector | Polarization |
|---|---|---|---|---|---|---|---|---|---|---|
| 1 | 7001.00 | 34.56 | 36.20 | 30.39 | 10.44 | 50.81 | 68.20 | -17.39 | Peak | HORIZONTAL |
| 2 | 7766.00 | 34.84 | 36.65 | 31.02 | 11.01 | 51.48 | 68.20 | -16.72 | Peak | HORIZONTAL |
| 3 | 8820.00 | 34.63 | 36.72 | 32.18 | 11.75 | 50.92 | 68.20 | -17.28 | Peak | HORIZONTAL |
| 4 | 12050.00 | 33.04 | 37.67 | 34.82 | 14.26 | 50.15 | 68.20 | -18.05 | Peak | HORIZONTAL |
| 5 | 13546.00 | 34.52 | 39.35 | 35.12 | 14.81 | 53.56 | 68.20 | -14.64 | Peak | HORIZONTAL |
| 6 | 16674.00 | 20.18 | 44.42 | 36.28 | 17.84 | 46.16 | 54.00 | -7.84 | Average | HORIZONTAL |
| 7 | 16674.00 | 35.53 | 44.42 | 36.28 | 17.84 | 61.51 | 68.20 | -6.69 | Peak | HORIZONTAL |

Note: 1. Result Level = Read Level + Antenna Factor + Cable loss - PRM Factor.
2. If Peak Result complies with AV limit, AV Result is deemed to comply with AV limit.
3. Test setup: RBW: 1 MHz, VBW: 3 MHz, Sweep time: auto.


*This report shall not be reproduced except in full, without the written approval of UL Verification Services (Guangzhou) Co., Ltd, Song Shan Lake Branch.*

**Power Supply** : 3.8Vdc

**Test Mode** : TX MODE 11n 20 5240MHz

**Condition** : Temp:24.5'C,Humi:55%, Press:100.1kPa

**Antenna/Distance** : 2016 HF907/3m/HORIZONTAL

**Memo** :

Data: 9

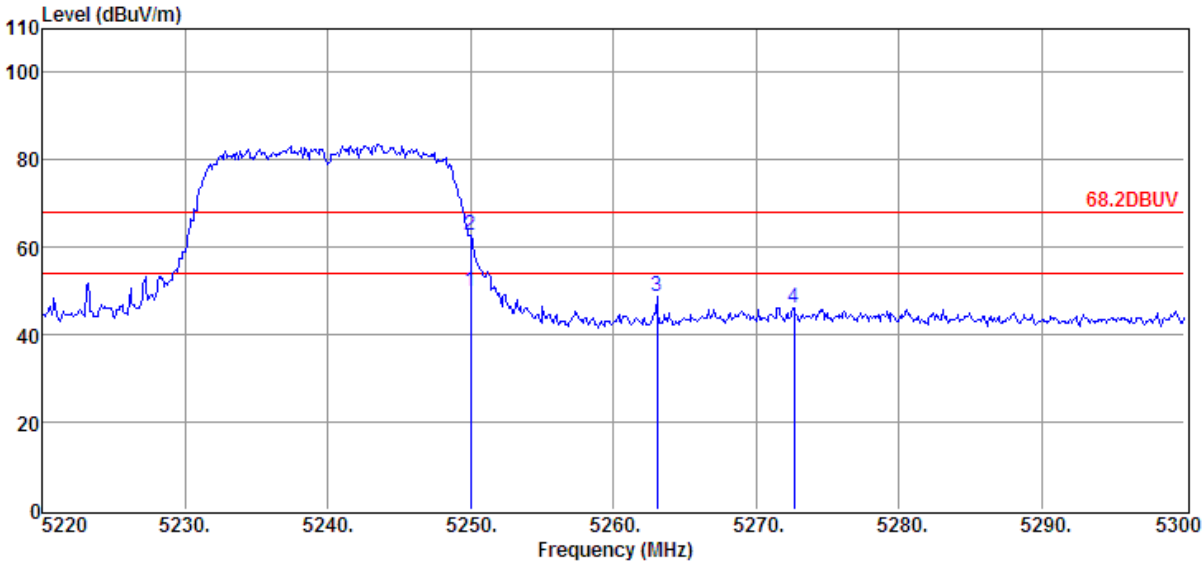


| Item (Mark) | Freq. (MHz) | Read Level (dBµV) | Antenna Factor (dB/m) | PRM Factor dB | Cable Loss dB | Result Level (dBµV/m) | Limit Line (dBµV/m) | Over Limit (dB) | Detector | Polarization |
|---|---|---|---|---|---|---|---|---|---|---|
| 1 | 5250.00 | 36.14 | 34.21 | 29.32 | 8.93 | 49.96 | 54.00 | -4.04 | Average | HORIZONTAL |
| 2 | 5250.00 | 48.84 | 34.21 | 29.32 | 8.93 | 62.66 | 68.20 | -5.54 | Peak | HORIZONTAL |
| 3 | 5263.04 | 34.77 | 34.24 | 29.32 | 8.96 | 48.65 | 68.20 | -19.55 | Peak | HORIZONTAL |
| 4 | 5272.64 | 32.30 | 34.26 | 29.32 | 8.96 | 46.20 | 68.20 | -22.00 | Peak | HORIZONTAL |

Note: 1. Result Level = Read Level + Antenna Factor + Cable loss - PRM Factor.
2. If Peak Result complies with AV limit, AV Result is deemed to comply with AV limit.
3. Test setup: RBW: 1 MHz, VBW: 3 MHz, Sweep time: auto.


*This report shall not be reproduced except in full, without the written approval of UL Verification Services (Guangzhou) Co., Ltd, Song Shan Lake Branch.*

**Power Supply** : 3.8Vdc

**Test Mode** : TX MODE 11n 20 5240MHz

**Condition** : Temp:24.5'C,Humi:55%, Press:100.1kPa

**Antenna/Distance** : 2016 HF907/3m/VERTICAL

**Memo** :

Data: 10

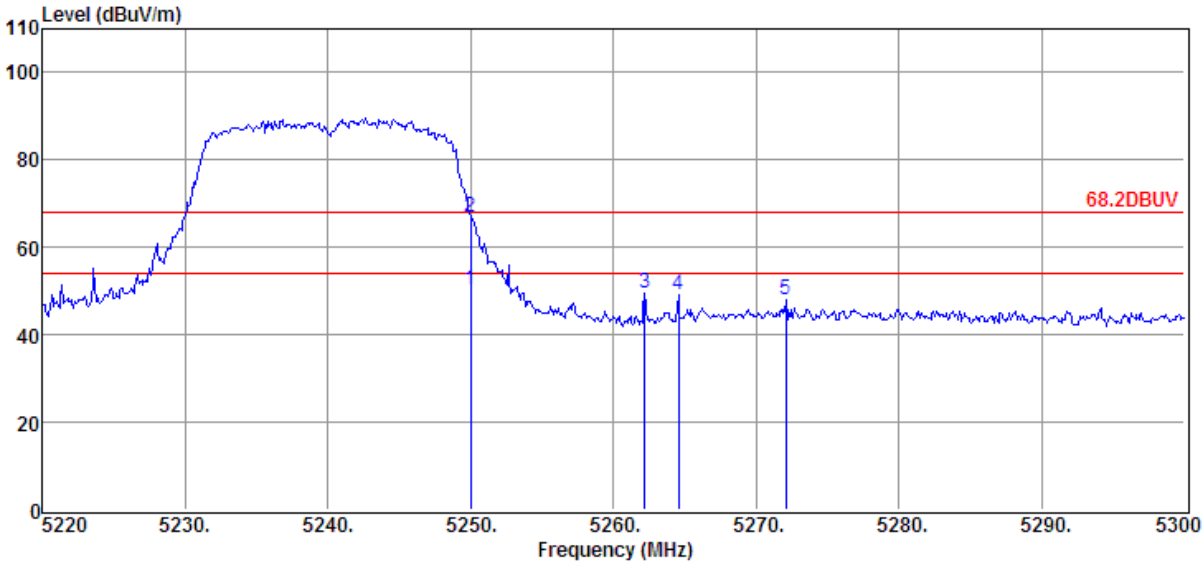


| Item (Mark) | Freq. (MHz) | Read Level (dBµV) | Antenna Factor (dB/m) | PRM Factor dB | Cable Loss dB | Result Level (dBµV/m) | Limit Line (dBµV/m) | Over Limit (dB) | Detector | Polarization |
|---|---|---|---|---|---|---|---|---|---|---|
| 1 | 5250.00 | 36.45 | 34.21 | 29.32 | 8.93 | 50.27 | 54.00 | -3.73 | Average | VERTICAL |
| 2 | 5250.00 | 52.95 | 34.21 | 29.32 | 8.93 | 66.77 | 68.20 | -1.43 | Peak | VERTICAL |
| 3 | 5262.16 | 35.54 | 34.24 | 29.32 | 8.96 | 49.42 | 68.20 | -18.78 | Peak | VERTICAL |
| 4 | 5264.56 | 35.43 | 34.24 | 29.32 | 8.96 | 49.31 | 68.20 | -18.89 | Peak | VERTICAL |
| 5 | 5272.08 | 34.25 | 34.26 | 29.32 | 8.96 | 48.15 | 68.20 | -20.05 | Peak | VERTICAL |

Note: 1. Result Level = Read Level + Antenna Factor + Cable loss - PRM Factor.
2. If Peak Result complies with AV limit, AV Result is deemed to comply with AV limit.
3. Test setup: RBW: 1 MHz, VBW: 3 MHz, Sweep time: auto.


*This report shall not be reproduced except in full, without the written approval of UL Verification Services (Guangzhou) Co., Ltd, Song Shan Lake Branch.*

**Power Supply** : 3.8Vdc

**Test Mode** : TX MODE 11n 20 5260MHz

**Condition** : Temp:24.5'C,Humi:55%, Press:100.1kPa

**Antenna/Distance** : 2016 HF907/3m/VERTICAL

**Memo** :

Data: 11

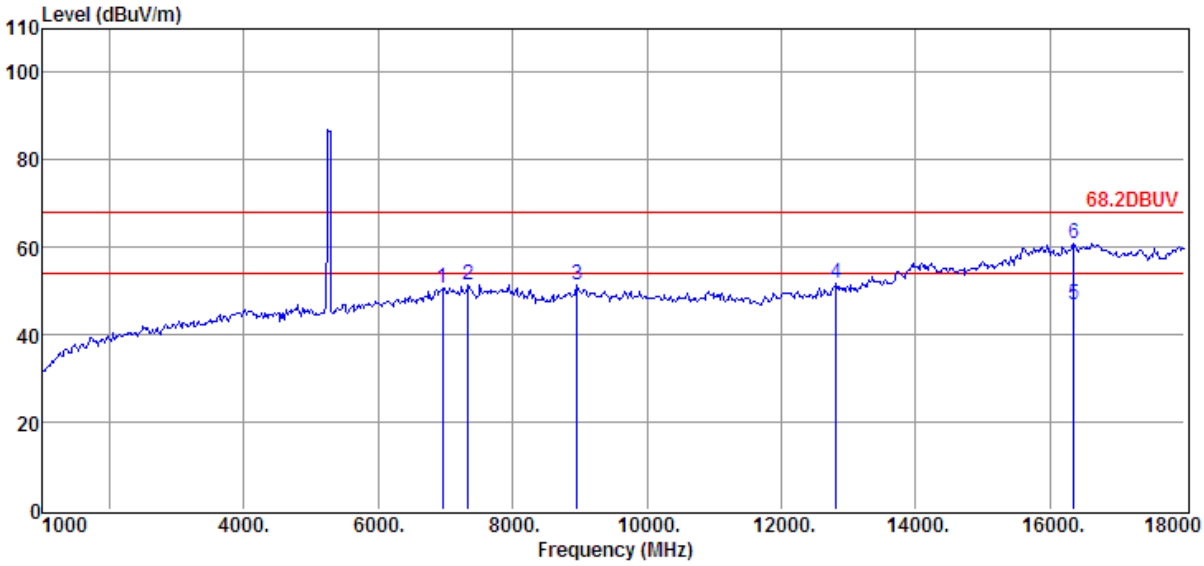


| Item (Mark) | Freq. (MHz) | Read Level (dBµV) | Antenna Factor (dB/m) | PRM Factor dB | Cable Loss dB | Result Level (dBµV/m) | Limit Line (dBµV/m) | Over Limit (dB) | Detector | Polarization |
|---|---|---|---|---|---|---|---|---|---|---|
| 1 | 6950.00 | 34.56 | 36.16 | 30.34 | 10.39 | 50.77 | 68.20 | -17.43 | Peak | VERTICAL |
| 2 | 7341.00 | 34.92 | 36.48 | 30.59 | 10.72 | 51.53 | 68.20 | -16.67 | Peak | VERTICAL |
| 3 | 8956.00 | 34.59 | 37.31 | 32.28 | 11.79 | 51.41 | 68.20 | -16.79 | Peak | VERTICAL |
| 4 | 12815.00 | 34.23 | 38.62 | 35.58 | 14.66 | 51.93 | 68.20 | -16.27 | Peak | VERTICAL |
| 5 | 16351.00 | 21.02 | 44.46 | 35.86 | 17.38 | 47.00 | 54.00 | -7.00 | Average | VERTICAL |
| 6 | 16351.00 | 34.91 | 44.46 | 35.86 | 17.38 | 60.89 | 68.20 | -7.31 | Peak | VERTICAL |

Note: 1. Result Level = Read Level + Antenna Factor + Cable loss - PRM Factor.
2. If Peak Result complies with AV limit, AV Result is deemed to comply with AV limit.
3. Test setup: RBW: 1 MHz, VBW: 3 MHz, Sweep time: auto.


*This report shall not be reproduced except in full, without the written approval of UL Verification Services (Guangzhou) Co., Ltd, Song Shan Lake Branch.*

**Power Supply** : 3.8Vdc

**Test Mode** : TX MODE 11n 20 5260MHz

**Condition** : Temp:24.5'C,Humi:55%, Press:100.1kPa

**Antenna/Distance** : 2016 HF907/3m/HORIZONTAL

**Memo** :

Data: 12

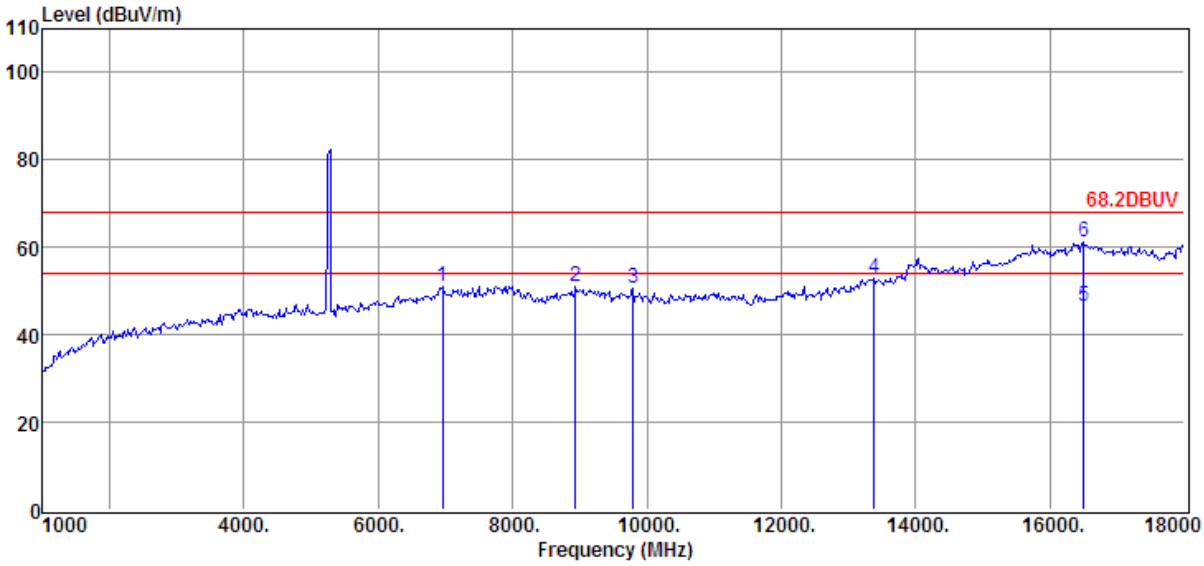


| Item (Mark) | Freq. (MHz) | Read Level (dBµV) | Antenna Factor (dB/m) | PRM Factor dB | Cable Loss dB | Result Level (dBµV/m) | Limit Line (dBµV/m) | Over Limit (dB) | Detector | Polarization |
|---|---|---|---|---|---|---|---|---|---|---|
| 1 | 6950.00 | 34.81 | 36.16 | 30.34 | 10.39 | 51.02 | 68.20 | -17.18 | Peak | HORIZONTAL |
| 2 | 8939.00 | 34.44 | 37.24 | 32.26 | 11.79 | 51.21 | 68.20 | -16.99 | Peak | HORIZONTAL |
| 3 | 9789.00 | 34.40 | 36.69 | 32.84 | 12.41 | 50.66 | 68.20 | -17.54 | Peak | HORIZONTAL |
| 4 | 13376.00 | 34.22 | 39.18 | 35.38 | 14.76 | 52.78 | 68.20 | -15.42 | Peak | HORIZONTAL |
| 5 | 16504.00 | 20.34 | 44.69 | 36.06 | 17.51 | 46.48 | 54.00 | -7.52 | Average | HORIZONTAL |
| 6 | 16504.00 | 35.13 | 44.69 | 36.06 | 17.51 | 61.27 | 68.20 | -6.93 | Peak | HORIZONTAL |

Note: 1. Result Level = Read Level + Antenna Factor + Cable loss - PRM Factor.
2. If Peak Result complies with AV limit, AV Result is deemed to comply with AV limit.
3. Test setup: RBW: 1 MHz, VBW: 3 MHz, Sweep time: auto.


*This report shall not be reproduced except in full, without the written approval of UL Verification Services (Guangzhou) Co., Ltd, Song Shan Lake Branch.*

**Power Supply** : 3.8Vdc

**Test Mode** : TX MODE 11n 20 5260MHz

**Condition** : Temp:24.5'C,Humi:55%, Press:100.1kPa

**Antenna/Distance** : 2016 HF907/3m/HORIZONTAL

**Memo** :

Data: 13

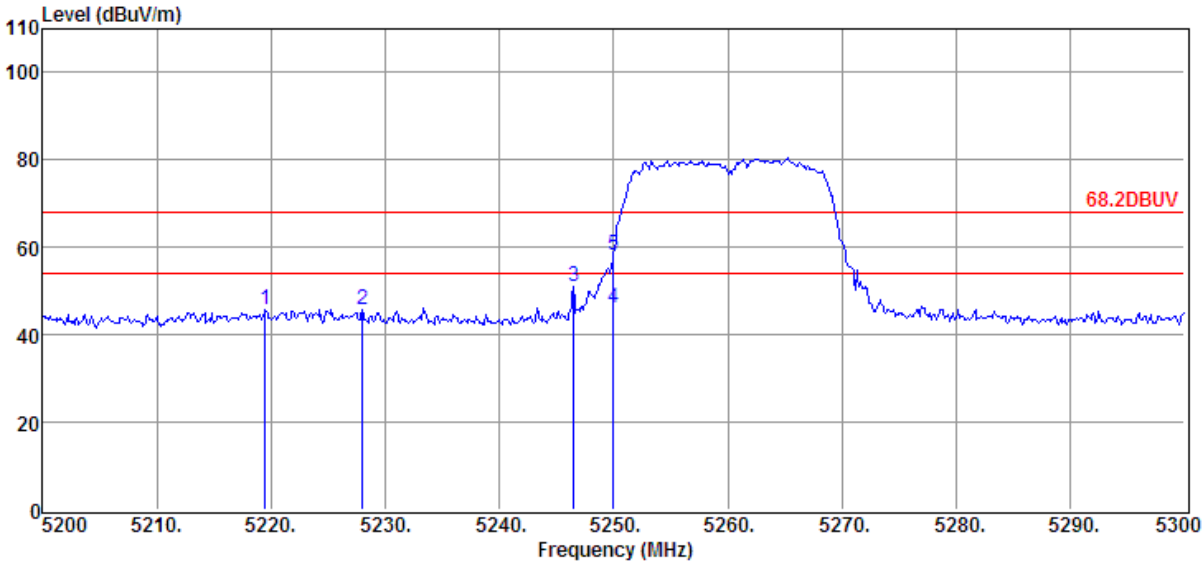


| Item (Mark) | Freq. (MHz) | Read Level (dBµV) | Antenna Factor (dB/m) | PRM Factor dB | Cable Loss dB | Result Level (dBµV/m) | Limit Line (dBµV/m) | Over Limit (dB) | Detector | Polarization |
|---|---|---|---|---|---|---|---|---|---|---|
| 1 | 5219.50 | 32.01 | 34.15 | 29.33 | 8.91 | 45.74 | 68.20 | -22.46 | Peak | HORIZONTAL |
| 2 | 5228.00 | 32.09 | 34.17 | 29.32 | 8.91 | 45.85 | 68.20 | -22.35 | Peak | HORIZONTAL |
| 3 | 5246.50 | 37.12 | 34.20 | 29.32 | 8.93 | 50.93 | 68.20 | -17.27 | Peak | HORIZONTAL |
| 4 | 5250.00 | 32.14 | 34.21 | 29.32 | 8.93 | 45.96 | 54.00 | -8.04 | Average | HORIZONTAL |
| 5 | 5250.00 | 44.29 | 34.21 | 29.32 | 8.93 | 58.11 | 68.20 | -10.09 | Peak | HORIZONTAL |

Note: 1. Result Level = Read Level + Antenna Factor + Cable loss - PRM Factor.
2. If Peak Result complies with AV limit, AV Result is deemed to comply with AV limit.
3. Test setup: RBW: 1 MHz, VBW: 3 MHz, Sweep time: auto.


*This report shall not be reproduced except in full, without the written approval of UL Verification Services (Guangzhou) Co., Ltd, Song Shan Lake Branch.*

**Power Supply** : 3.8Vdc

**Test Mode** : TX MODE 11n 20 5260MHz

**Condition** : Temp:24.5'C,Humi:55%, Press:100.1kPa

**Antenna/Distance** : 2016 HF907/3m/VERTICAL

**Memo** :

Data: 14

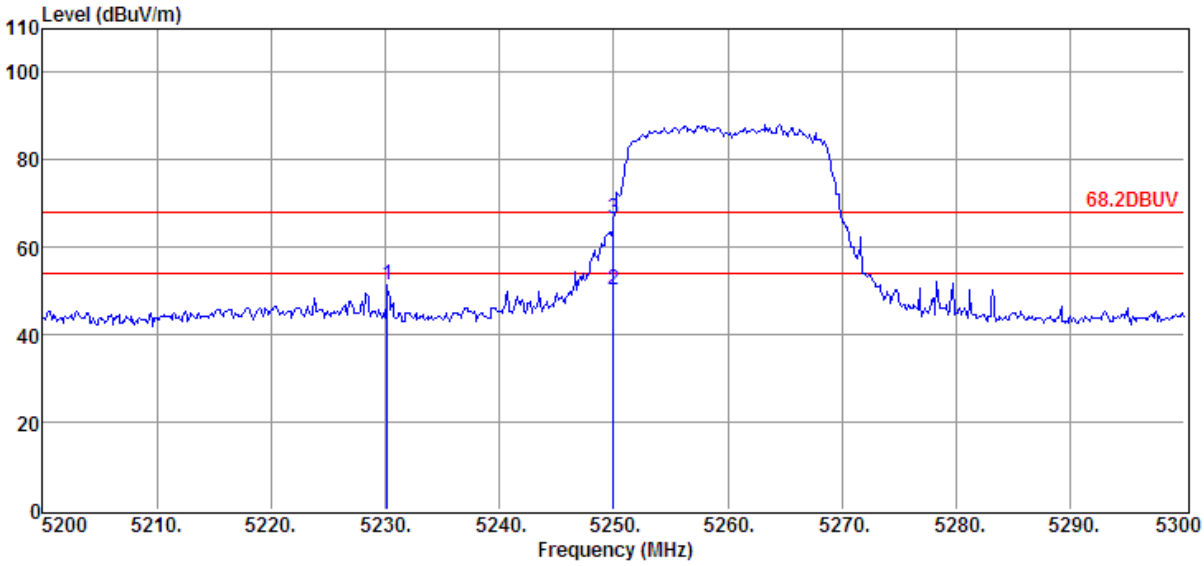


| Item (Mark) | Freq. (MHz) | Read Level (dBµV) | Antenna Factor (dB/m) | PRM Factor dB | Cable Loss dB | Result Level (dBµV/m) | Limit Line (dBµV/m) | Over Limit (dB) | Detector | Polarization |
|---|---|---|---|---|---|---|---|---|---|---|
| 1 | 5230.20 | 37.71 | 34.17 | 29.32 | 8.91 | 51.47 | 68.20 | -16.73 | Peak | VERTICAL |
| 2 | 5250.00 | 36.32 | 34.21 | 29.32 | 8.93 | 50.14 | 54.00 | -3.86 | Average | VERTICAL |
| 3 | 5250.00 | 52.70 | 34.21 | 29.32 | 8.93 | 66.52 | 68.20 | -1.68 | Peak | VERTICAL |

Note: 1. Result Level = Read Level + Antenna Factor + Cable loss - PRM Factor.
2. If Peak Result complies with AV limit, AV Result is deemed to comply with AV limit.
3. Test setup: RBW: 1 MHz, VBW: 3 MHz, Sweep time: auto.


*This report shall not be reproduced except in full, without the written approval of UL Verification Services (Guangzhou) Co., Ltd, Song Shan Lake Branch.*

**Power Supply** : 3.8Vdc

**Test Mode** : TX MODE 11n 20 5280MHz

**Condition** : Temp:24.5'C,Humi:55%, Press:100.1kPa

**Antenna/Distance** : 2016 HF907/3m/VERTICAL

**Memo** :

Data: 15

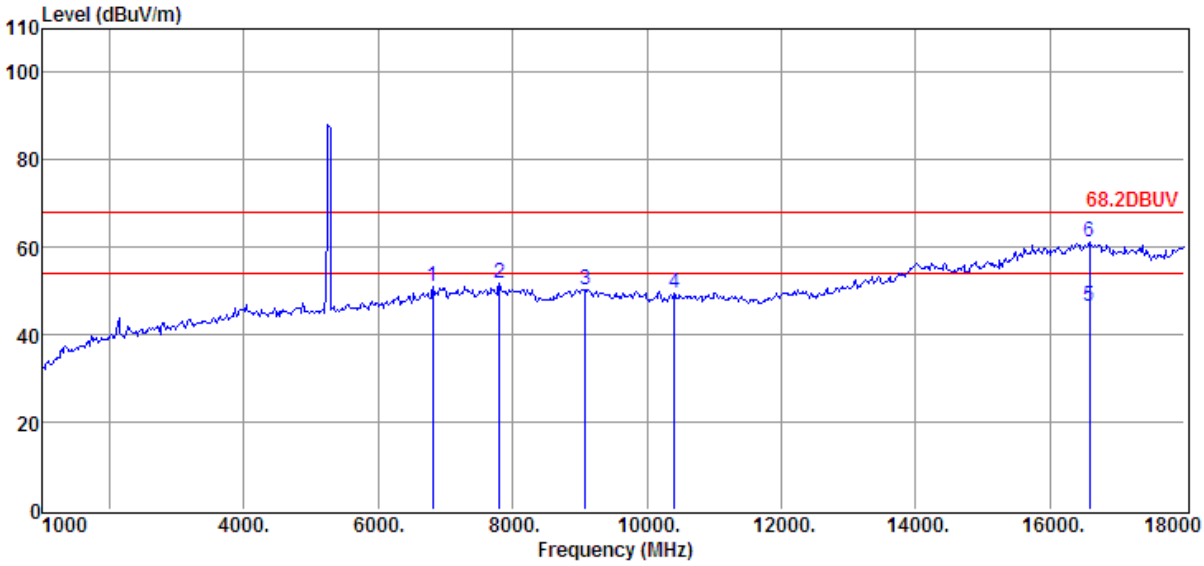


| Item (Mark) | Freq. (MHz) | Read Level (dBµV) | Antenna Factor (dB/m) | PRM Factor dB | Cable Loss dB | Result Level (dBµV/m) | Limit Line (dBµV/m) | Over Limit (dB) | Detector | Polarization |
|---|---|---|---|---|---|---|---|---|---|---|
| 1 | 6814.00 | 34.82 | 36.05 | 30.25 | 10.26 | 50.88 | 68.20 | -17.32 | Peak | VERTICAL |
| 2 | 7800.00 | 35.13 | 36.66 | 31.04 | 11.02 | 51.77 | 68.20 | -16.43 | Peak | VERTICAL |
| 3 | 9075.00 | 33.50 | 37.33 | 32.35 | 11.89 | 50.37 | 68.20 | -17.83 | Peak | VERTICAL |
| 4 | 10401.00 | 33.72 | 36.50 | 33.20 | 12.65 | 49.67 | 68.20 | -18.53 | Peak | VERTICAL |
| 5 | 16589.00 | 20.58 | 44.56 | 36.21 | 17.64 | 46.57 | 54.00 | -7.43 | Average | VERTICAL |
| 6 | 16589.00 | 35.15 | 44.56 | 36.21 | 17.64 | 61.14 | 68.20 | -7.06 | Peak | VERTICAL |

Note: 1. Result Level = Read Level + Antenna Factor + Cable loss - PRM Factor.
2. If Peak Result complies with AV limit, AV Result is deemed to comply with AV limit.
3. Test setup: RBW: 1 MHz, VBW: 3 MHz, Sweep time: auto.


*This report shall not be reproduced except in full, without the written approval of UL Verification Services (Guangzhou) Co., Ltd, Song Shan Lake Branch.*

**Power Supply** : 3.8Vdc

**Test Mode** : TX MODE 11n 20 5280MHz

**Condition** : Temp:24.5'C,Humi:55%, Press:100.1kPa

**Antenna/Distance** : 2016 HF907/3m/HORIZONTAL

**Memo** :

Data: 16

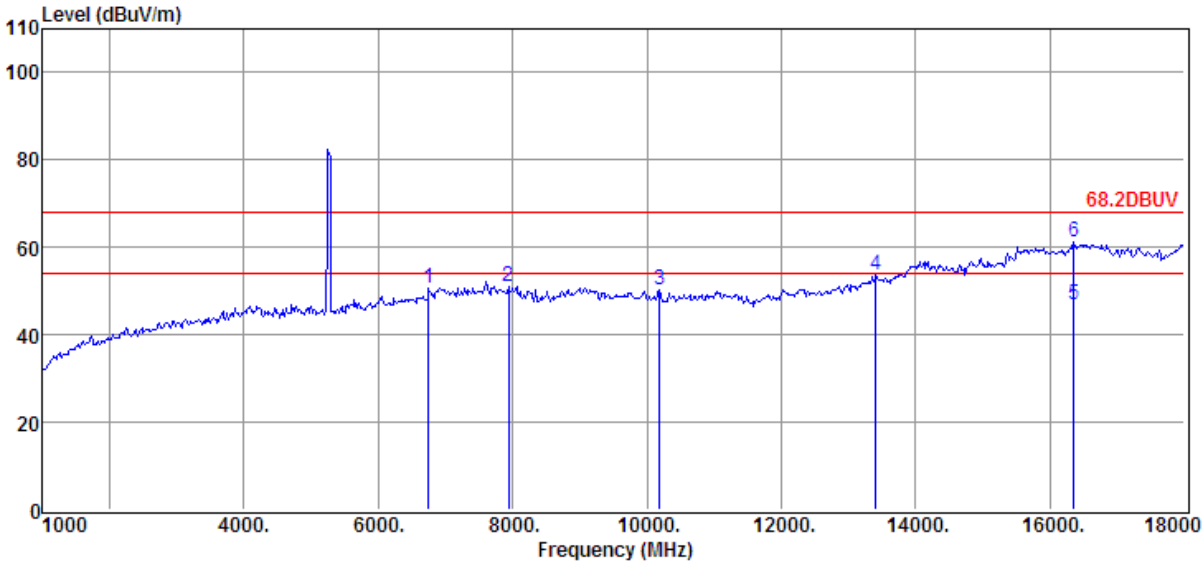


| Item (Mark) | Freq. (MHz) | Read Level (dBµV) | Antenna Factor (dB/m) | PRM Factor dB | Cable Loss dB | Result Level (dBµV/m) | Limit Line (dBµV/m) | Over Limit (dB) | Detector | Polarization |
|---|---|---|---|---|---|---|---|---|---|---|
| 1 | 6746.00 | 34.59 | 36.00 | 30.18 | 10.19 | 50.60 | 68.20 | -17.60 | Peak | HORIZONTAL |
| 2 | 7936.00 | 34.29 | 36.69 | 31.11 | 11.10 | 50.97 | 68.20 | -17.23 | Peak | HORIZONTAL |
| 3 | 10180.00 | 33.94 | 36.72 | 33.03 | 12.53 | 50.16 | 68.20 | -18.04 | Peak | HORIZONTAL |
| 4 | 13410.00 | 34.97 | 39.21 | 35.38 | 14.78 | 53.58 | 68.20 | -14.62 | Peak | HORIZONTAL |
| 5 | 16351.00 | 20.79 | 44.46 | 35.86 | 17.38 | 46.77 | 54.00 | -7.23 | Average | HORIZONTAL |
| 6 | 16351.00 | 35.19 | 44.46 | 35.86 | 17.38 | 61.17 | 68.20 | -7.03 | Peak | HORIZONTAL |

Note: 1. Result Level = Read Level + Antenna Factor + Cable loss - PRM Factor.
2. If Peak Result complies with AV limit, AV Result is deemed to comply with AV limit.
3. Test setup: RBW: 1 MHz, VBW: 3 MHz, Sweep time: auto.


*This report shall not be reproduced except in full, without the written approval of UL Verification Services (Guangzhou) Co., Ltd, Song Shan Lake Branch.*

**Power Supply** : 3.8Vdc

**Test Mode** : TX MODE 11n 20 5320MHz

**Condition** : Temp:24.5'C,Humi:55%, Press:100.1kPa

**Antenna/Distance** : 2016 HF907/3m/HORIZONTAL

**Memo** :

Data: 17

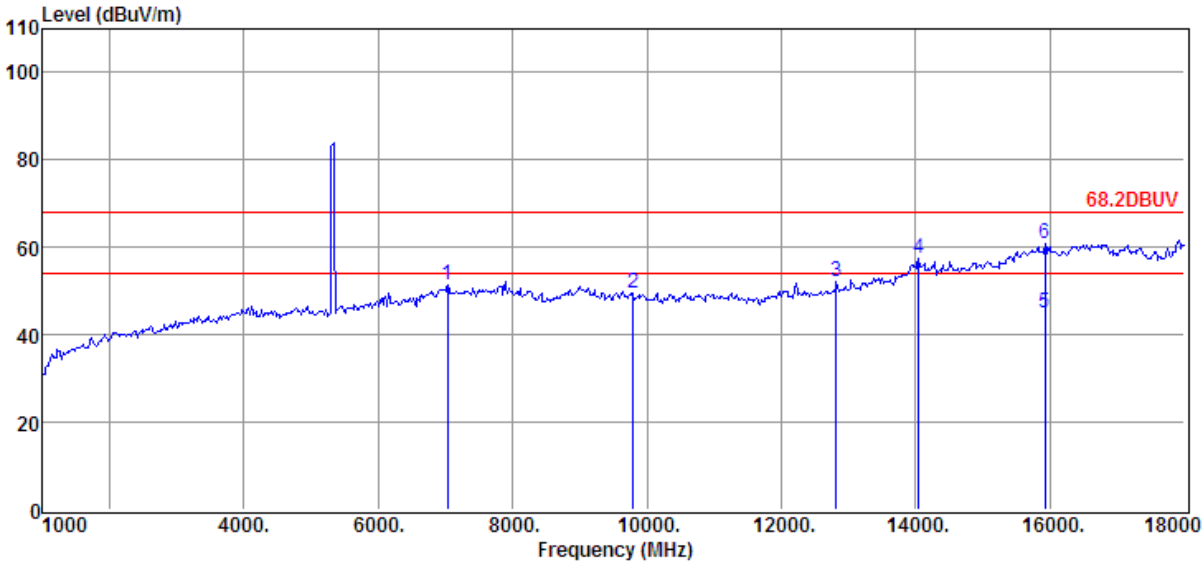


| Item (Mark) | Freq. (MHz) | Read Level (dBµV) | Antenna Factor (dB/m) | PRM Factor dB | Cable Loss dB | Result Level (dBµV/m) | Limit Line (dBµV/m) | Over Limit (dB) | Detector | Polarization |
|---|---|---|---|---|---|---|---|---|---|---|
| 1 | 7035.00 | 35.25 | 36.23 | 30.40 | 10.47 | 51.55 | 68.20 | -16.65 | Peak | HORIZONTAL |
| 2 | 9789.00 | 33.40 | 36.69 | 32.84 | 12.41 | 49.66 | 68.20 | -18.54 | Peak | HORIZONTAL |
| 3 | 12815.00 | 34.58 | 38.62 | 35.58 | 14.66 | 52.28 | 68.20 | -15.92 | Peak | HORIZONTAL |
| 4 | 14039.00 | 37.39 | 39.88 | 34.76 | 15.07 | 57.58 | 68.20 | -10.62 | Peak | HORIZONTAL |
| 5 | 15926.00 | 19.83 | 43.77 | 35.50 | 16.98 | 45.08 | 54.00 | -8.92 | Average | HORIZONTAL |
| 6 | 15926.00 | 35.56 | 43.77 | 35.50 | 16.98 | 60.81 | 68.20 | -7.39 | Peak | HORIZONTAL |

Note: 1. Result Level = Read Level + Antenna Factor + Cable loss - PRM Factor.
2. If Peak Result complies with AV limit, AV Result is deemed to comply with AV limit.
3. Test setup: RBW: 1 MHz, VBW: 3 MHz, Sweep time: auto.


*This report shall not be reproduced except in full, without the written approval of UL Verification Services (Guangzhou) Co., Ltd, Song Shan Lake Branch.*

**Power Supply** : 3.8Vdc

**Test Mode** : TX MODE 11n 20 5320MHz

**Condition** : Temp:24.5'C,Humi:55%, Press:100.1kPa

**Antenna/Distance** : 2016 HF907/3m/VERTICAL

**Memo** :

Data: 18

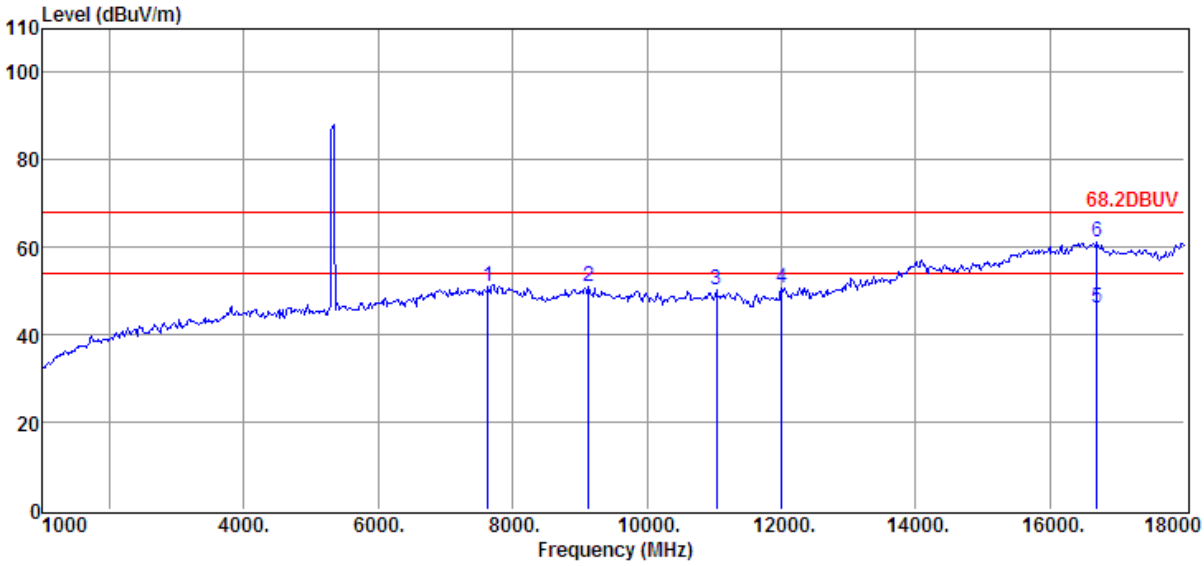


| Item (Mark) | Freq. (MHz) | Read Level (dBµV) | Antenna Factor (dB/m) | PRM Factor dB | Cable Loss dB | Result Level (dBµV/m) | Limit Line (dBµV/m) | Over Limit (dB) | Detector | Polarization |
|---|---|---|---|---|---|---|---|---|---|---|
| 1 | 7630.00 | 34.35 | 36.63 | 30.92 | 10.92 | 50.98 | 68.20 | -17.22 | Peak | VERTICAL |
| 2 | 9126.00 | 34.09 | 37.22 | 32.38 | 11.95 | 50.88 | 68.20 | -17.32 | Peak | VERTICAL |
| 3 | 11030.00 | 32.94 | 37.73 | 34.03 | 13.49 | 50.13 | 68.20 | -18.07 | Peak | VERTICAL |
| 4 | 11999.00 | 33.67 | 37.60 | 34.80 | 14.23 | 50.70 | 68.20 | -17.50 | Peak | VERTICAL |
| 5 | 16691.00 | 20.15 | 44.39 | 36.28 | 17.84 | 46.10 | 54.00 | -7.90 | Average | VERTICAL |
| 6 | 16691.00 | 35.18 | 44.39 | 36.28 | 17.84 | 61.13 | 68.20 | -7.07 | Peak | VERTICAL |

Note: 1. Result Level = Read Level + Antenna Factor + Cable loss - PRM Factor.
2. If Peak Result complies with AV limit, AV Result is deemed to comply with AV limit.
3. Test setup: RBW: 1 MHz, VBW: 3 MHz, Sweep time: auto.


*This report shall not be reproduced except in full, without the written approval of UL Verification Services (Guangzhou) Co., Ltd, Song Shan Lake Branch.*

| | | | |
|---|---|---|---|
| **Power Supply** | : 3.8Vdc | **Test Mode** | : TX MODE 11n 20 5320MHz |
| **Condition** | : Temp:24.5'C,Humi:55%, Press:100.1kPa | **Antenna/Distance** | : 2016 HF907/3m/VERTICAL |
| **Memo** | : | | |

Data: 19

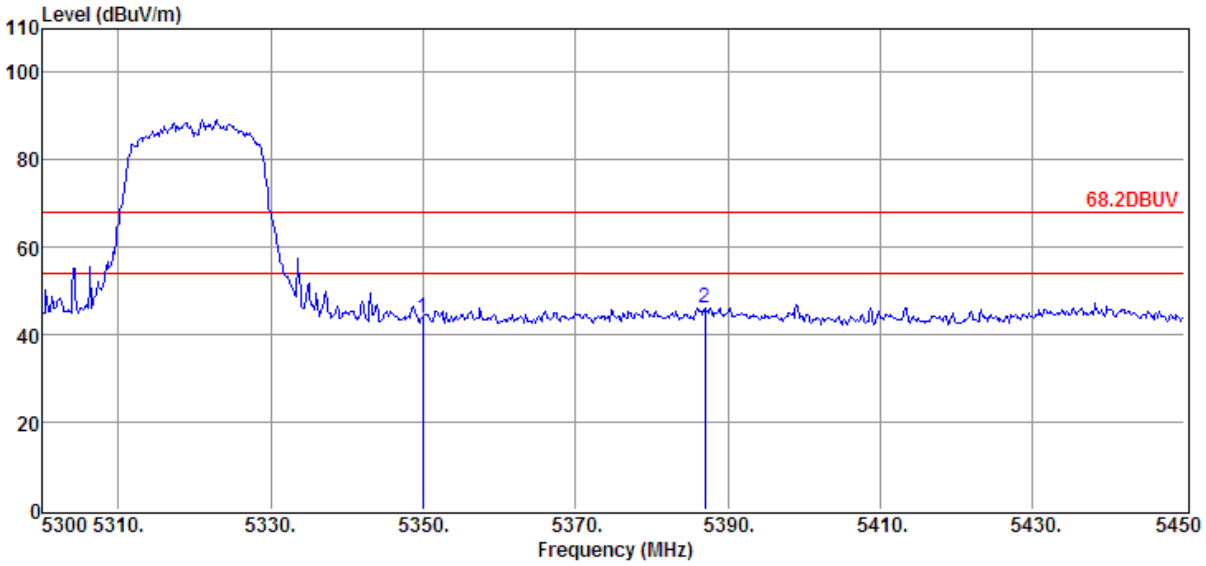


| Item (Mark) | Freq. (MHz) | Read Level (dBµV) | Antenna Factor (dB/m) | PRM Factor dB | Cable Loss dB | Result Level (dBµV/m) | Limit Line (dBµV/m) | Over Limit (dB) | Detector | Polarization |
|---|---|---|---|---|---|---|---|---|---|---|
| 1 | 5350.00 | 29.52 | 34.41 | 29.30 | 9.03 | 43.66 | 68.20 | -24.54 | Peak | VERTICAL |
| 2 | 5387.00 | 31.92 | 34.48 | 29.30 | 9.09 | 46.19 | 68.20 | -22.01 | Peak | VERTICAL |

Note: 1. Result Level = Read Level + Antenna Factor + Cable loss - PRM Factor.
2. If Peak Result complies with AV limit, AV Result is deemed to comply with AV limit.
3. Test setup: RBW: 1 MHz, VBW: 3 MHz, Sweep time: auto.


*This report shall not be reproduced except in full, without the written approval of UL Verification Services (Guangzhou) Co., Ltd, Song Shan Lake Branch.*

**Power Supply** : 3.8Vdc

**Test Mode** : TX MODE 11n 20 5320MHz

**Condition** : Temp:24.5'C,Humi:55%, Press:100.1kPa

**Antenna/Distance** : 2016 HF907/3m/HORIZONTAL

**Memo** :

Data: 20

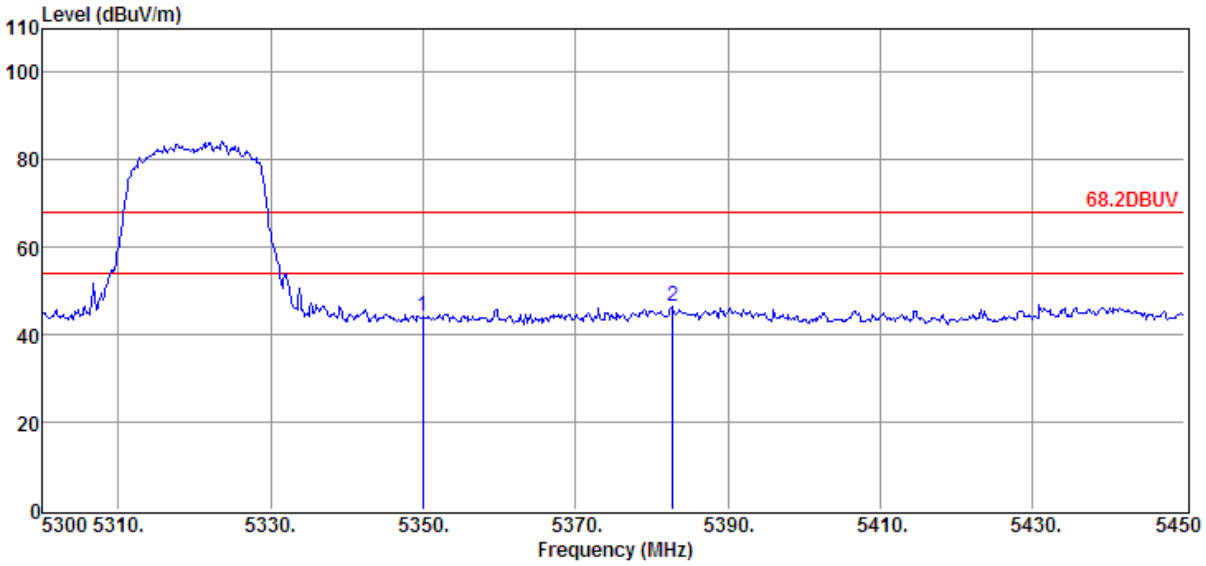


| Item (Mark) | Freq. (MHz) | Read Level (dBµV) | Antenna Factor (dB/m) | PRM Factor dB | Cable Loss dB | Result Level (dBµV/m) | Limit Line (dBµV/m) | Over Limit (dB) | Detector | Polarization |
|---|---|---|---|---|---|---|---|---|---|---|
| 1 | 5350.00 | 29.94 | 34.41 | 29.30 | 9.03 | 44.08 | 68.20 | -24.12 | Peak | HORIZONTAL |
| 2 | 5382.80 | 32.10 | 34.47 | 29.30 | 9.05 | 46.32 | 68.20 | -21.88 | Peak | HORIZONTAL |

Note: 1. Result Level = Read Level + Antenna Factor + Cable loss - PRM Factor.
2. If Peak Result complies with AV limit, AV Result is deemed to comply with AV limit.
3. Test setup: RBW: 1 MHz, VBW: 3 MHz, Sweep time: auto.


*This report shall not be reproduced except in full, without the written approval of UL Verification Services (Guangzhou) Co., Ltd, Song Shan Lake Branch.*

**Power Supply** : 3.8Vdc

**Test Mode** : TX MODE 11n 20 5500MHz

**Condition** : Temp:24.5'C,Humi:55%, Press:100.1kPa

**Antenna/Distance** : 2016 HF907/3m/HORIZONTAL

**Memo** :

Data: 21

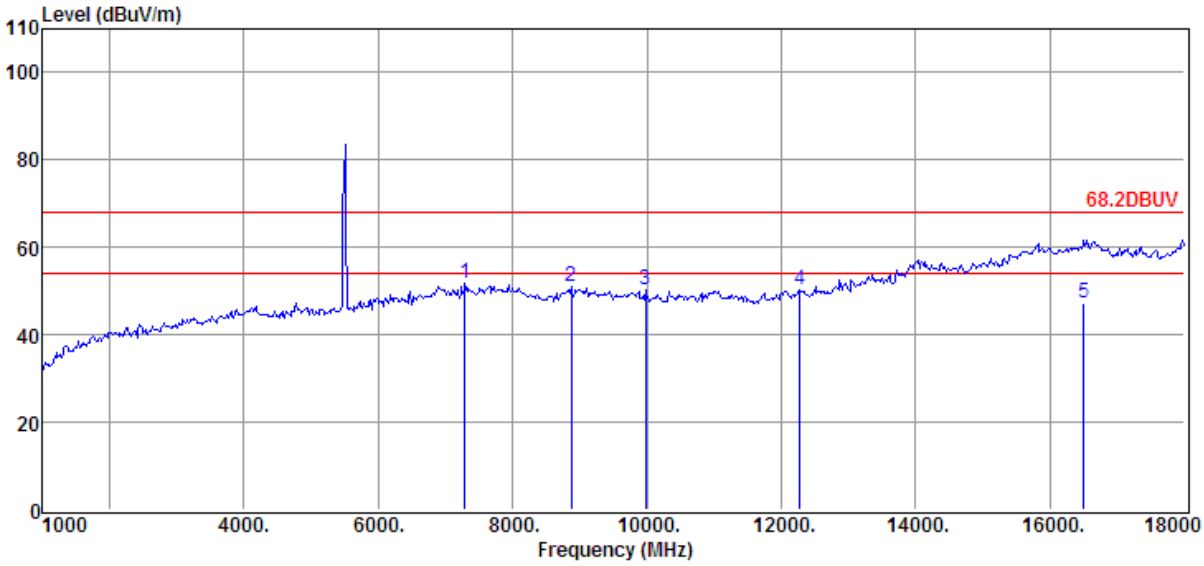


| Item (Mark) | Freq. (MHz) | Read Level (dBµV) | Antenna Factor (dB/m) | PRM Factor dB | Cable Loss dB | Result Level (dBµV/m) | Limit Line (dBµV/m) | Over Limit (dB) | Detector | Polarization |
|---|---|---|---|---|---|---|---|---|---|---|
| 1 | 7290.00 | 35.07 | 36.44 | 30.55 | 10.68 | 51.64 | 68.20 | -16.56 | Peak | HORIZONTAL |
| 2 | 8871.00 | 34.60 | 36.94 | 32.22 | 11.77 | 51.09 | 68.20 | -17.11 | Peak | HORIZONTAL |
| 3 | 9976.00 | 34.02 | 36.88 | 32.91 | 12.43 | 50.42 | 68.20 | -17.78 | Peak | HORIZONTAL |
| 4 | 12271.00 | 32.69 | 37.98 | 35.01 | 14.45 | 50.11 | 68.20 | -18.09 | Peak | HORIZONTAL |
| 5 | 16504.00 | 21.03 | 44.69 | 36.06 | 17.51 | 47.17 | 54.00 | -6.83 | Average | HORIZONTAL |

Note: 1. Result Level = Read Level + Antenna Factor + Cable loss - PRM Factor.
2. If Peak Result complies with AV limit, AV Result is deemed to comply with AV limit.
3. Test setup: RBW: 1 MHz, VBW: 3 MHz, Sweep time: auto.


*This report shall not be reproduced except in full, without the written approval of UL Verification Services (Guangzhou) Co., Ltd, Song Shan Lake Branch.*

**Power Supply** : 3.8Vdc

**Test Mode** : TX MODE 11n 20 5500MHz

**Condition** : Temp:24.5'C,Humi:55%, Press:100.1kPa

**Antenna/Distance** : 2016 HF907/3m/VERTICAL

**Memo** :

Data: 22

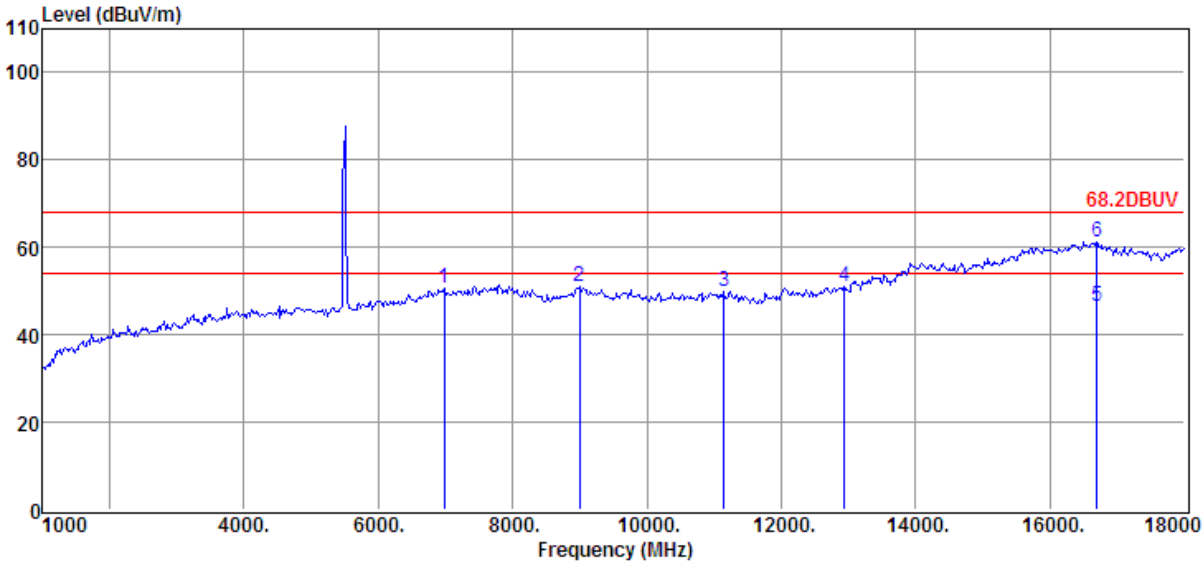


| Item (Mark) | Freq. (MHz) | Read Level (dBµV) | Antenna Factor (dB/m) | PRM Factor dB | Cable Loss dB | Result Level (dBµV/m) | Limit Line (dBµV/m) | Over Limit (dB) | Detector | Polarization |
|---|---|---|---|---|---|---|---|---|---|---|
| 1 | 6984.00 | 34.53 | 36.19 | 30.38 | 10.40 | 50.74 | 68.20 | -17.46 | Peak | VERTICAL |
| 2 | 8990.00 | 33.94 | 37.46 | 32.32 | 11.81 | 50.89 | 68.20 | -17.31 | Peak | VERTICAL |
| 3 | 11149.00 | 33.10 | 37.47 | 34.17 | 13.51 | 49.91 | 68.20 | -18.29 | Peak | VERTICAL |
| 4 | 12934.00 | 33.39 | 38.74 | 35.67 | 14.67 | 51.13 | 68.20 | -17.07 | Peak | VERTICAL |
| 5 | 16691.00 | 20.45 | 44.39 | 36.28 | 17.84 | 46.40 | 54.00 | -7.60 | Average | VERTICAL |
| 6 | 16691.00 | 35.44 | 44.39 | 36.28 | 17.84 | 61.39 | 68.20 | -6.81 | Peak | VERTICAL |

Note: 1. Result Level = Read Level + Antenna Factor + Cable loss - PRM Factor.
2. If Peak Result complies with AV limit, AV Result is deemed to comply with AV limit.
3. Test setup: RBW: 1 MHz, VBW: 3 MHz, Sweep time: auto.


*This report shall not be reproduced except in full, without the written approval of UL Verification Services (Guangzhou) Co., Ltd, Song Shan Lake Branch.*

| | | | |
|---|---|---|---|
| **Power Supply** | : 3.8Vdc | **Test Mode** | : TX MODE 11n 20 5500MHz |
| **Condition** | : Temp:24.5'C,Humi:55%, Press:100.1kPa | **Antenna/Distance** | : 2016 HF907/3m/VERTICAL |
| **Memo** | : | | |

Data: 23

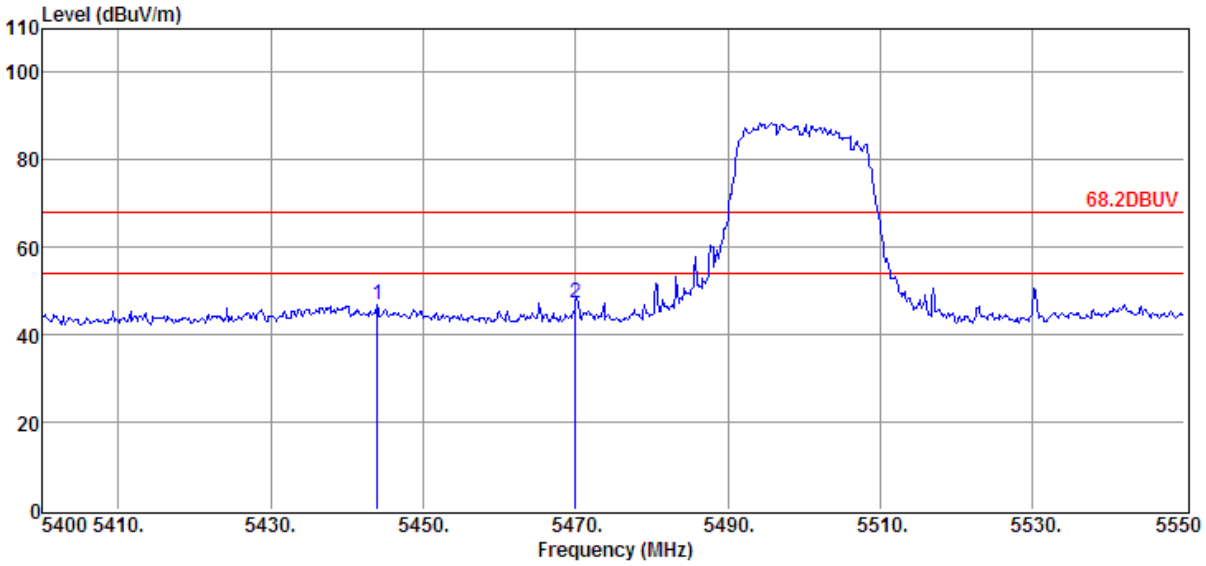


| Item (Mark) | Freq. (MHz) | Read Level (dBµV) | Antenna Factor (dB/m) | PRM Factor dB | Cable Loss dB | Result Level (dBµV/m) | Limit Line (dBµV/m) | Over Limit (dB) | Detector | Polarization |
|---|---|---|---|---|---|---|---|---|---|---|
| 1 | 5443.95 | 32.58 | 34.59 | 29.28 | 9.14 | 47.03 | 68.20 | -21.17 | Peak | VERTICAL |
| 2 | 5470.00 | 32.85 | 34.64 | 29.27 | 9.16 | 47.38 | 68.20 | -20.82 | Peak | VERTICAL |

Note: 1. Result Level = Read Level + Antenna Factor + Cable loss - PRM Factor.
2. If Peak Result complies with AV limit, AV Result is deemed to comply with AV limit.
3. Test setup: RBW: 1 MHz, VBW: 3 MHz, Sweep time: auto.


*This report shall not be reproduced except in full, without the written approval of UL Verification Services (Guangzhou) Co., Ltd, Song Shan Lake Branch.*

**Power Supply** : 3.8Vdc

**Test Mode** : TX MODE 11n 20 5500MHz

**Condition** : Temp:24.5'C,Humi:55%, Press:100.1kPa

**Antenna/Distance** : 2016 HF907/3m/HORIZONTAL

**Memo** :

Data: 24

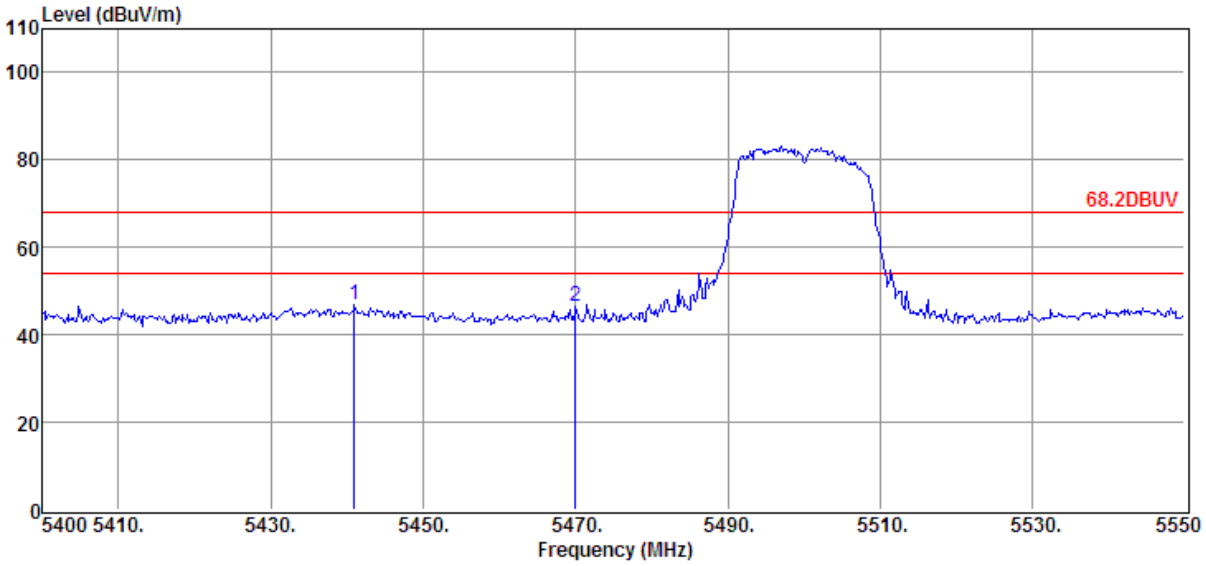


| Item (Mark) | Freq. (MHz) | Read Level (dBµV) | Antenna Factor (dB/m) | PRM Factor dB | Cable Loss dB | Result Level (dBµV/m) | Limit Line (dBµV/m) | Over Limit (dB) | Detector | Polarization |
|---|---|---|---|---|---|---|---|---|---|---|
| 1 | 5440.95 | 32.38 | 34.59 | 29.28 | 9.14 | 46.83 | 68.20 | -21.37 | Peak | HORIZONTAL |
| 2 | 5470.00 | 32.15 | 34.64 | 29.27 | 9.16 | 46.68 | 68.20 | -21.52 | Peak | HORIZONTAL |

Note: 1. Result Level = Read Level + Antenna Factor + Cable loss - PRM Factor.
2. If Peak Result complies with AV limit, AV Result is deemed to comply with AV limit.
3. Test setup: RBW: 1 MHz, VBW: 3 MHz, Sweep time: auto.


*This report shall not be reproduced except in full, without the written approval of UL Verification Services (Guangzhou) Co., Ltd, Song Shan Lake Branch.*

**Power Supply** : 3.8Vdc

**Test Mode** : TX MODE 11n 20 5580MHz

**Condition** : Temp:24.5'C,Humi:55%, Press:100.1kPa

**Antenna/Distance** : 2016 HF907/3m/HORIZONTAL

**Memo** :

Data: 25

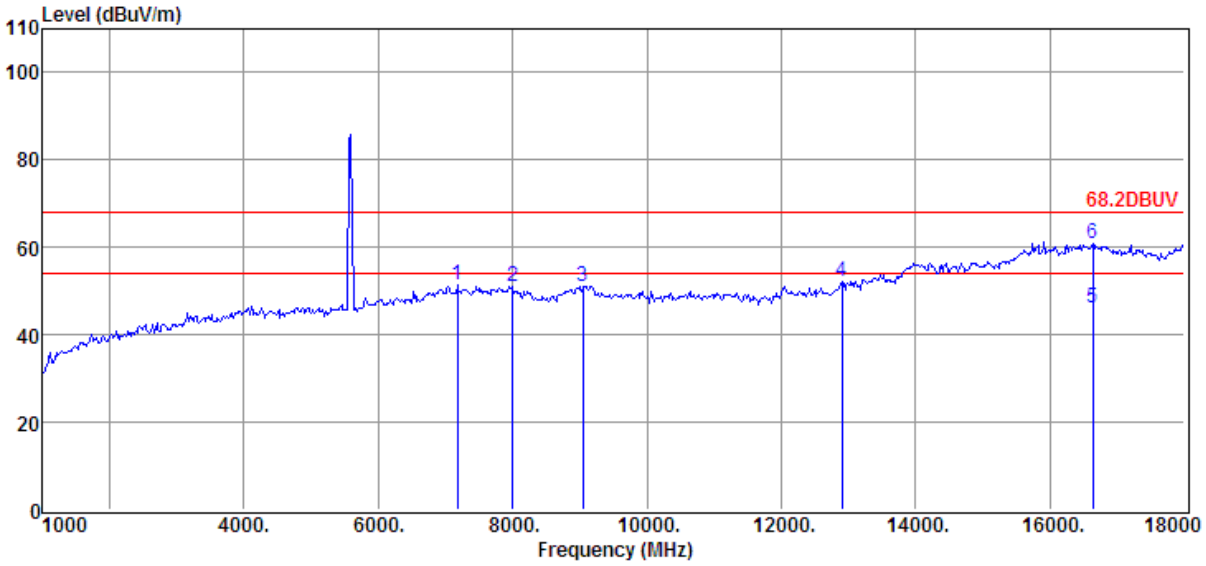


| Item (Mark) | Freq. (MHz) | Read Level (dBµV) | Antenna Factor (dB/m) | PRM Factor dB | Cable Loss dB | Result Level (dBµV/m) | Limit Line (dBµV/m) | Over Limit (dB) | Detector | Polarization |
|---|---|---|---|---|---|---|---|---|---|---|
| 1 | 7171.00 | 34.96 | 36.34 | 30.48 | 10.57 | 51.39 | 68.20 | -16.81 | Peak | HORIZONTAL |
| 2 | 8004.00 | 34.49 | 36.69 | 31.13 | 11.13 | 51.18 | 68.20 | -17.02 | Peak | HORIZONTAL |
| 3 | 9041.00 | 34.26 | 37.41 | 32.34 | 11.87 | 51.20 | 68.20 | -17.00 | Peak | HORIZONTAL |
| 4 | 12900.00 | 34.28 | 38.70 | 35.64 | 14.66 | 52.00 | 68.20 | -16.20 | Peak | HORIZONTAL |
| 5 | 16640.00 | 20.34 | 44.47 | 36.28 | 17.74 | 46.27 | 54.00 | -7.73 | Average | HORIZONTAL |
| 6 | 16640.00 | 35.02 | 44.47 | 36.28 | 17.74 | 60.95 | 68.20 | -7.25 | Peak | HORIZONTAL |

Note: 1. Result Level = Read Level + Antenna Factor + Cable loss - PRM Factor.
2. If Peak Result complies with AV limit, AV Result is deemed to comply with AV limit.
3. Test setup: RBW: 1 MHz, VBW: 3 MHz, Sweep time: auto.


*This report shall not be reproduced except in full, without the written approval of UL Verification Services (Guangzhou) Co., Ltd, Song Shan Lake Branch.*

**Power Supply** : 3.8Vdc

**Test Mode** : TX MODE 11n 20 5580MHz

**Condition** : Temp:24.5'C,Humi:55%, Press:100.1kPa

**Antenna/Distance** : 2016 HF907/3m/VERTICAL

**Memo** :

Data: 26

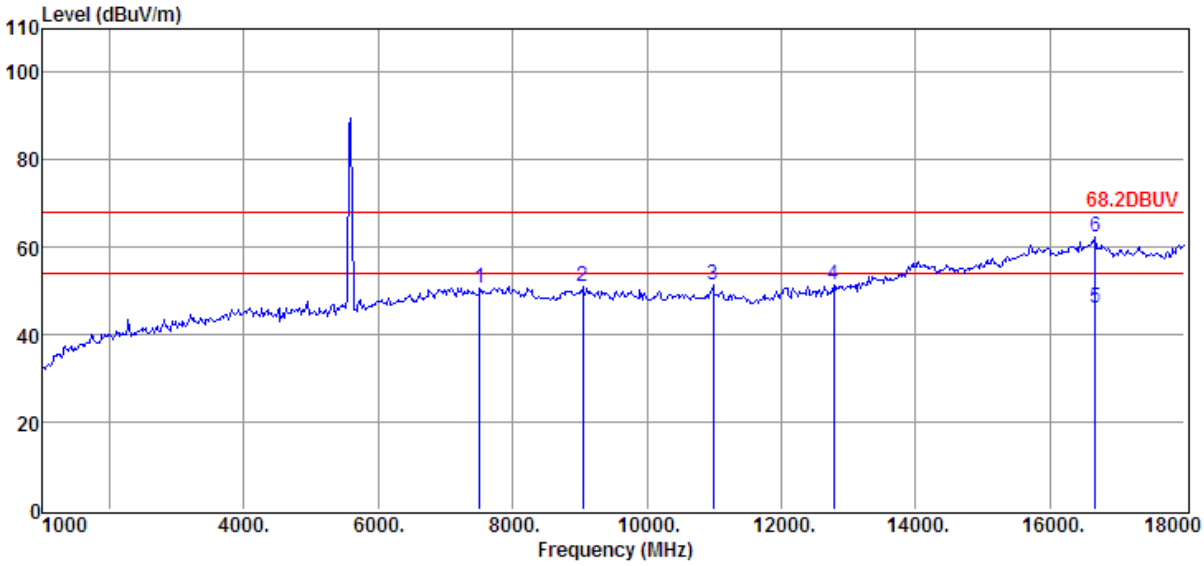


| Item (Mark) | Freq. (MHz) | Read Level (dBµV) | Antenna Factor (dB/m) | PRM Factor dB | Cable Loss dB | Result Level (dBµV/m) | Limit Line (dBµV/m) | Over Limit (dB) | Detector | Polarization |
|---|---|---|---|---|---|---|---|---|---|---|
| 1 | 7511.00 | 34.14 | 36.60 | 30.78 | 10.87 | 50.83 | 68.20 | -17.37 | Peak | VERTICAL |
| 2 | 9041.00 | 33.93 | 37.41 | 32.34 | 11.87 | 50.87 | 68.20 | -17.33 | Peak | VERTICAL |
| 3 | 10979.00 | 34.25 | 37.74 | 33.92 | 13.45 | 51.52 | 68.20 | -16.68 | Peak | VERTICAL |
| 4 | 12781.00 | 33.64 | 38.58 | 35.58 | 14.66 | 51.30 | 68.20 | -16.90 | Peak | VERTICAL |
| 5 | 16674.00 | 20.16 | 44.42 | 36.28 | 17.84 | 46.14 | 54.00 | -7.86 | Average | VERTICAL |
| 6 | 16674.00 | 36.48 | 44.42 | 36.28 | 17.84 | 62.46 | 68.20 | -5.74 | Peak | VERTICAL |

Note: 1. Result Level = Read Level + Antenna Factor + Cable loss - PRM Factor.
2. If Peak Result complies with AV limit, AV Result is deemed to comply with AV limit.
3. Test setup: RBW: 1 MHz, VBW: 3 MHz, Sweep time: auto.


*This report shall not be reproduced except in full, without the written approval of UL Verification Services (Guangzhou) Co., Ltd, Song Shan Lake Branch.*

**Power Supply** : 3.8Vdc

**Test Mode** : TX MODE 11n 20 5700MHz

**Condition** : Temp:24.5'C,Humi:55%, Press:100.1kPa

**Antenna/Distance** : 2016 HF907/3m/VERTICAL

**Memo** :

Data: 27

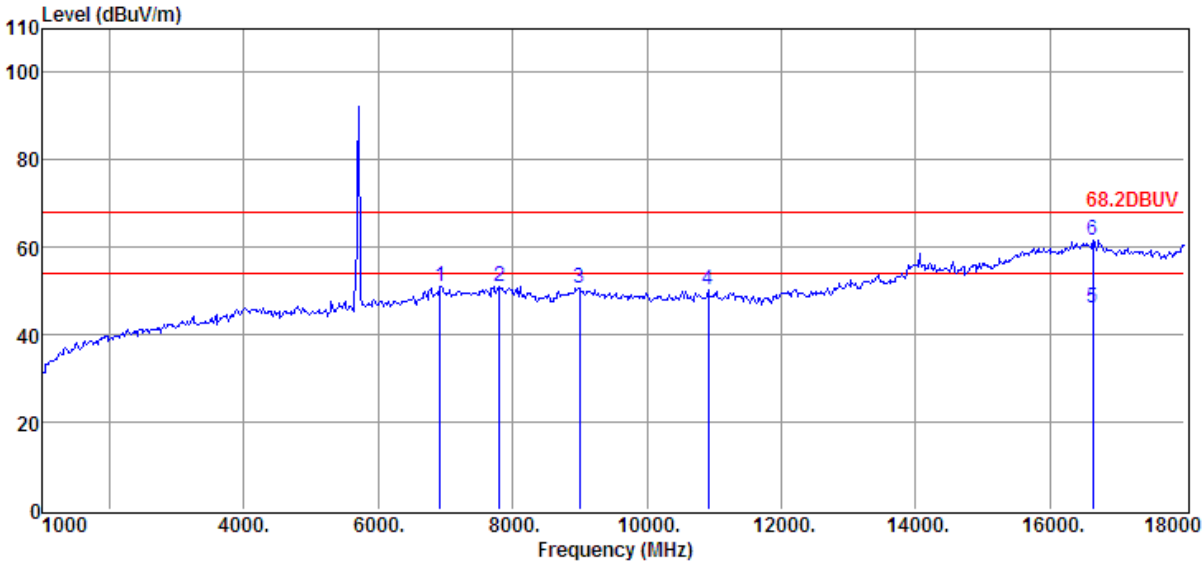


| Item (Mark) | Freq. (MHz) | Read Level (dBµV) | Antenna Factor (dB/m) | PRM Factor dB | Cable Loss dB | Result Level (dBµV/m) | Limit Line (dBµV/m) | Over Limit (dB) | Detector | Polarization |
|---|---|---|---|---|---|---|---|---|---|---|
| 1 | 6916.00 | 34.74 | 36.13 | 30.33 | 10.37 | 50.91 | 68.20 | -17.29 | Peak | VERTICAL |
| 2 | 7800.00 | 34.44 | 36.66 | 31.04 | 11.02 | 51.08 | 68.20 | -17.12 | Peak | VERTICAL |
| 3 | 8990.00 | 33.87 | 37.46 | 32.32 | 11.81 | 50.82 | 68.20 | -17.38 | Peak | VERTICAL |
| 4 | 10911.00 | 33.11 | 37.56 | 33.74 | 13.37 | 50.30 | 68.20 | -17.90 | Peak | VERTICAL |
| 5 | 16640.00 | 20.36 | 44.47 | 36.28 | 17.74 | 46.29 | 54.00 | -7.71 | Average | VERTICAL |
| 6 | 16640.00 | 35.63 | 44.47 | 36.28 | 17.74 | 61.56 | 68.20 | -6.64 | Peak | VERTICAL |

Note: 1. Result Level = Read Level + Antenna Factor + Cable loss - PRM Factor.
2. If Peak Result complies with AV limit, AV Result is deemed to comply with AV limit.
3. Test setup: RBW: 1 MHz, VBW: 3 MHz, Sweep time: auto.


*This report shall not be reproduced except in full, without the written approval of UL Verification Services (Guangzhou) Co., Ltd, Song Shan Lake Branch.*

**Power Supply** : 3.8Vdc

**Test Mode** : TX MODE 11n 20 5700MHz

**Condition** : Temp:24.5'C,Humi:55%, Press:100.1kPa

**Antenna/Distance** : 2016 HF907/3m/HORIZONTAL

**Memo** :

Data: 28

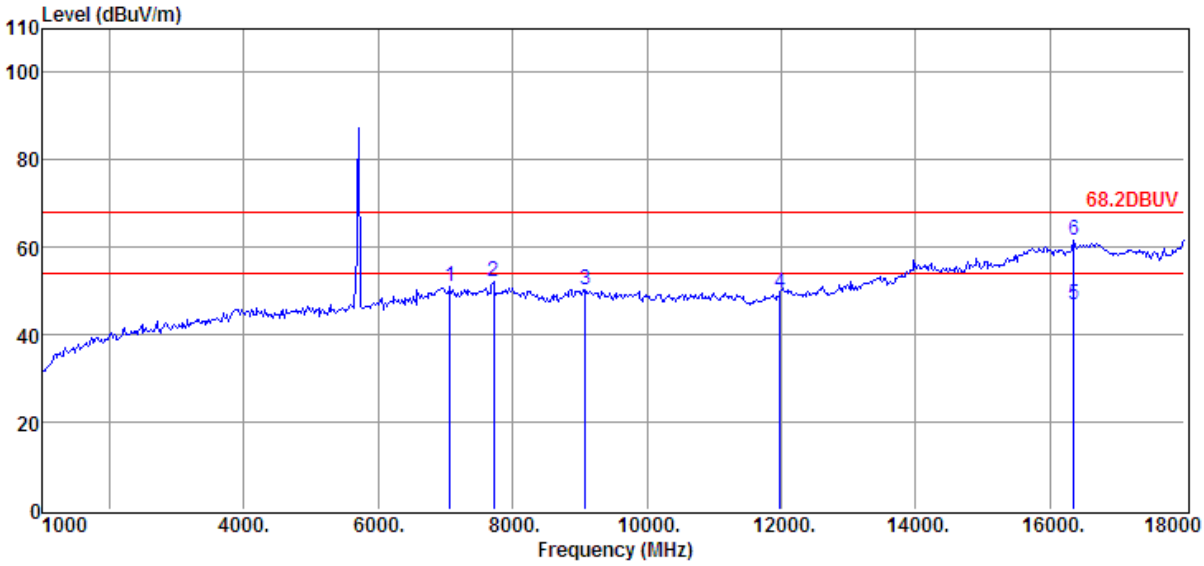


| Item (Mark) | Freq. (MHz) | Read Level (dBµV) | Antenna Factor (dB/m) | PRM Factor dB | Cable Loss dB | Result Level (dBµV/m) | Limit Line (dBµV/m) | Over Limit (dB) | Detector | Polarization |
|---|---|---|---|---|---|---|---|---|---|---|
| 1 | 7069.00 | 34.78 | 36.26 | 30.42 | 10.50 | 51.12 | 68.20 | -17.08 | Peak | HORIZONTAL |
| 2 | 7715.00 | 35.63 | 36.64 | 30.99 | 10.98 | 52.26 | 68.20 | -15.94 | Peak | HORIZONTAL |
| 3 | 9075.00 | 33.51 | 37.33 | 32.35 | 11.89 | 50.38 | 68.20 | -17.82 | Peak | HORIZONTAL |
| 4 | 11982.00 | 32.66 | 37.57 | 34.80 | 14.23 | 49.66 | 68.20 | -18.54 | Peak | HORIZONTAL |
| 5 | 16351.00 | 21.03 | 44.46 | 35.86 | 17.38 | 47.01 | 54.00 | -6.99 | Average | HORIZONTAL |
| 6 | 16351.00 | 35.52 | 44.46 | 35.86 | 17.38 | 61.50 | 68.20 | -6.70 | Peak | HORIZONTAL |

Note: 1. Result Level = Read Level + Antenna Factor + Cable loss - PRM Factor.
2. If Peak Result complies with AV limit, AV Result is deemed to comply with AV limit.
3. Test setup: RBW: 1 MHz, VBW: 3 MHz, Sweep time: auto.


*This report shall not be reproduced except in full, without the written approval of UL Verification Services (Guangzhou) Co., Ltd, Song Shan Lake Branch.*

**Power Supply** : 3.8Vdc

**Test Mode** : TX MODE 11n 20 5700MHz

**Condition** : Temp:24.5'C,Humi:55%, Press:100.1kPa

**Antenna/Distance** : 2016 HF907/3m/HORIZONTAL

**Memo** :

Data: 29

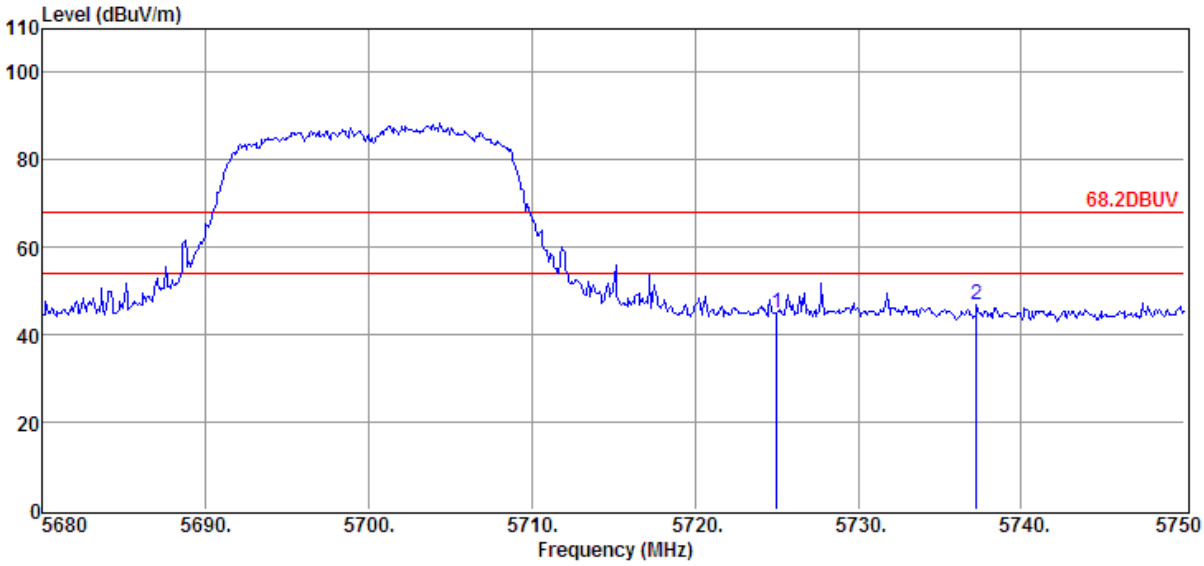


| Item (Mark) | Freq. (MHz) | Read Level (dBµV) | Antenna Factor (dB/m) | PRM Factor dB | Cable Loss dB | Result Level (dBµV/m) | Limit Line (dBµV/m) | Over Limit (dB) | Detector | Polarization |
|---|---|---|---|---|---|---|---|---|---|---|
| 1 | 5725.00 | 29.91 | 34.84 | 29.22 | 9.41 | 44.94 | 68.20 | -23.26 | Peak | HORIZONTAL |
| 2 | 5737.26 | 31.75 | 34.85 | 29.21 | 9.43 | 46.82 | 68.20 | -21.38 | Peak | HORIZONTAL |

Note: 1. Result Level = Read Level + Antenna Factor + Cable loss - PRM Factor.
2. If Peak Result complies with AV limit, AV Result is deemed to comply with AV limit.
3. Test setup: RBW: 1 MHz, VBW: 3 MHz, Sweep time: auto.


*This report shall not be reproduced except in full, without the written approval of UL Verification Services (Guangzhou) Co., Ltd, Song Shan Lake Branch.*

**Power Supply** : 3.8Vdc

**Test Mode** : TX MODE 11n 20 5700MHz

**Condition** : Temp:24.5'C,Humi:55%, Press:100.1kPa

**Antenna/Distance** : 2016 HF907/3m/VERTICAL

**Memo** :

Data: 30

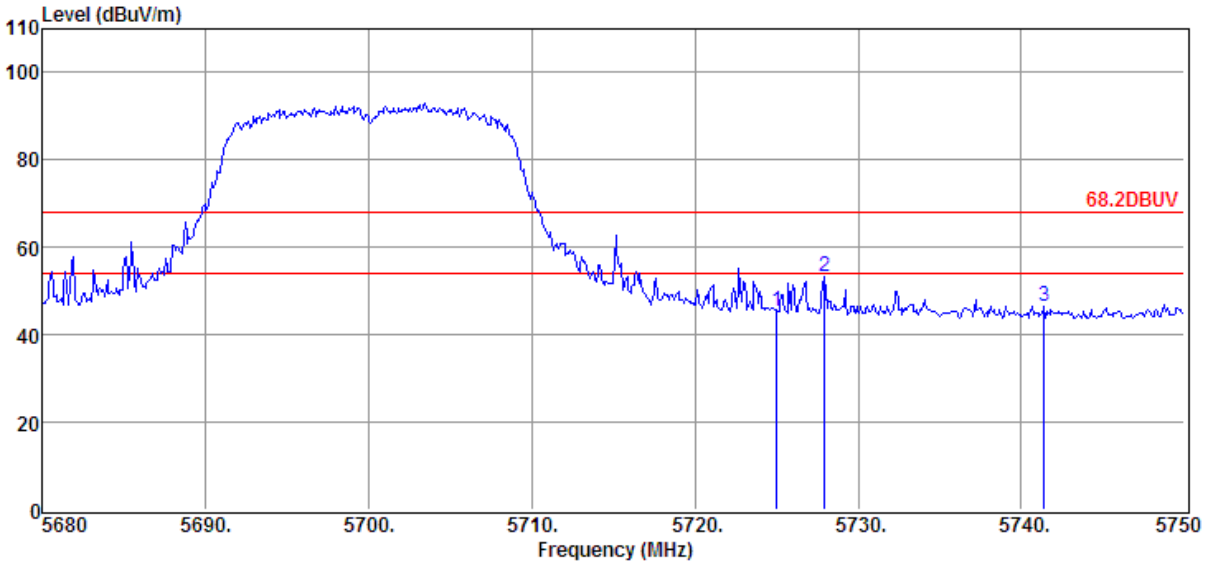


| Item (Mark) | Freq. (MHz) | Read Level (dBµV) | Antenna Factor (dB/m) | PRM Factor dB | Cable Loss dB | Result Level (dBµV/m) | Limit Line (dBµV/m) | Over Limit (dB) | Detector | Polarization |
|---|---|---|---|---|---|---|---|---|---|---|
| 1 | 5725.00 | 30.27 | 34.84 | 29.22 | 9.41 | 45.30 | 68.20 | -22.90 | Peak | VERTICAL |
| 2 | 5727.95 | 38.43 | 34.84 | 29.22 | 9.41 | 53.46 | 68.20 | -14.74 | Peak | VERTICAL |
| 3 | 5741.39 | 31.57 | 34.85 | 29.21 | 9.43 | 46.64 | 68.20 | -21.56 | Peak | VERTICAL |

Note: 1. Result Level = Read Level + Antenna Factor + Cable loss - PRM Factor.
2. If Peak Result complies with AV limit, AV Result is deemed to comply with AV limit.
3. Test setup: RBW: 1 MHz, VBW: 3 MHz, Sweep time: auto.


*This report shall not be reproduced except in full, without the written approval of UL Verification Services (Guangzhou) Co., Ltd, Song Shan Lake Branch.*

**Power Supply** : 3.8Vdc

**Test Mode** : TX MODE 11n 20 5745MHz

**Condition** : Temp:24.5'C,Humi:55%, Press:100.1kPa

**Antenna/Distance** : 2016 HF907/3m/VERTICAL

**Memo** :

Data: 31

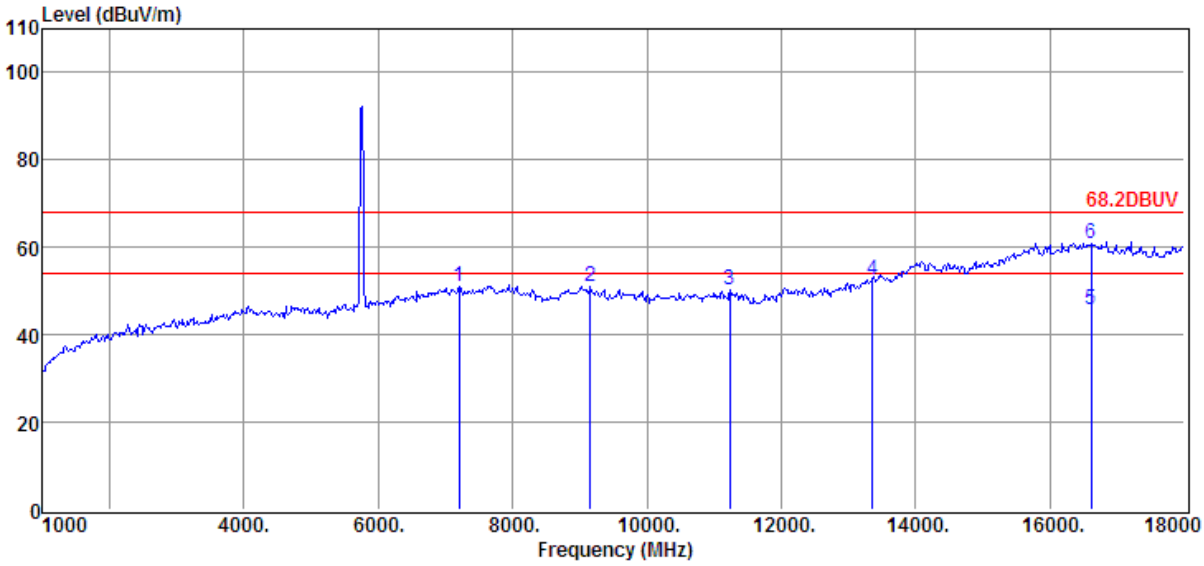


| Item (Mark) | Freq. (MHz) | Read Level (dBµV) | Antenna Factor (dB/m) | PRM Factor dB | Cable Loss dB | Result Level (dBµV/m) | Limit Line (dBµV/m) | Over Limit (dB) | Detector | Polarization |
|---|---|---|---|---|---|---|---|---|---|---|
| 1 | 7205.00 | 34.53 | 36.37 | 30.49 | 10.60 | 51.01 | 68.20 | -17.19 | Peak | VERTICAL |
| 2 | 9160.00 | 34.43 | 37.14 | 32.39 | 12.01 | 51.19 | 68.20 | -17.01 | Peak | VERTICAL |
| 3 | 11234.00 | 33.62 | 37.28 | 34.25 | 13.53 | 50.18 | 68.20 | -18.02 | Peak | VERTICAL |
| 4 | 13359.00 | 34.13 | 39.16 | 35.42 | 14.76 | 52.63 | 68.20 | -15.57 | Peak | VERTICAL |
| 5 | 16606.00 | 19.88 | 44.53 | 36.21 | 17.71 | 45.91 | 54.00 | -8.09 | Average | VERTICAL |
| 6 | 16606.00 | 34.94 | 44.53 | 36.21 | 17.71 | 60.97 | 68.20 | -7.23 | Peak | VERTICAL |

Note: 1. Result Level = Read Level + Antenna Factor + Cable loss - PRM Factor.
2. If Peak Result complies with AV limit, AV Result is deemed to comply with AV limit.
3. Test setup: RBW: 1 MHz, VBW: 3 MHz, Sweep time: auto.


*This report shall not be reproduced except in full, without the written approval of UL Verification Services (Guangzhou) Co., Ltd, Song Shan Lake Branch.*

**Power Supply** : 3.8Vdc

**Test Mode** : TX MODE 11n 20 5745MHz

**Condition** : Temp:24.5'C,Humi:55%, Press:100.1kPa

**Antenna/Distance** : 2016 HF907/3m/HORIZONTAL

**Memo** :

Data: 32

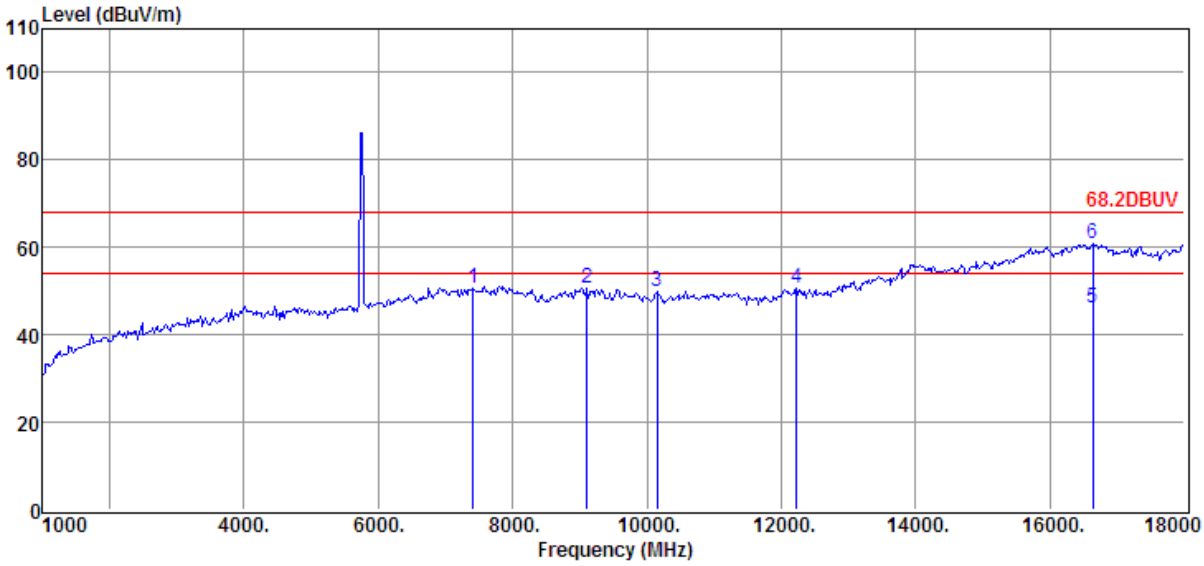


| Item (Mark) | Freq. (MHz) | Read Level (dBµV) | Antenna Factor (dB/m) | PRM Factor dB | Cable Loss dB | Result Level (dBµV/m) | Limit Line (dBµV/m) | Over Limit (dB) | Detector | Polarization |
|---|---|---|---|---|---|---|---|---|---|---|
| 1 | 7409.00 | 34.11 | 36.53 | 30.67 | 10.78 | 50.75 | 68.20 | -17.45 | Peak | HORIZONTAL |
| 2 | 9109.00 | 33.90 | 37.26 | 32.36 | 11.95 | 50.75 | 68.20 | -17.45 | Peak | HORIZONTAL |
| 3 | 10146.00 | 33.72 | 36.75 | 33.01 | 12.52 | 49.98 | 68.20 | -18.22 | Peak | HORIZONTAL |
| 4 | 12220.00 | 33.26 | 37.91 | 34.95 | 14.41 | 50.63 | 68.20 | -17.57 | Peak | HORIZONTAL |
| 5 | 16640.00 | 20.34 | 44.47 | 36.28 | 17.74 | 46.27 | 54.00 | -7.73 | Average | HORIZONTAL |
| 6 | 16640.00 | 34.75 | 44.47 | 36.28 | 17.74 | 60.68 | 68.20 | -7.52 | Peak | HORIZONTAL |

Note: 1. Result Level = Read Level + Antenna Factor + Cable loss - PRM Factor.
2. If Peak Result complies with AV limit, AV Result is deemed to comply with AV limit.
3. Test setup: RBW: 1 MHz, VBW: 3 MHz, Sweep time: auto.


*This report shall not be reproduced except in full, without the written approval of UL Verification Services (Guangzhou) Co., Ltd, Song Shan Lake Branch.*

**Power Supply** : 3.8Vdc **Test Mode** : TX MODE 11n 20 5745MHz

**Condition** : Temp:24.5'C,Humi:55%, Press:100.1kPa **Antenna/Distance** : 2016 HF907/3m/HORIZONTAL

**Memo** :

Data: 33

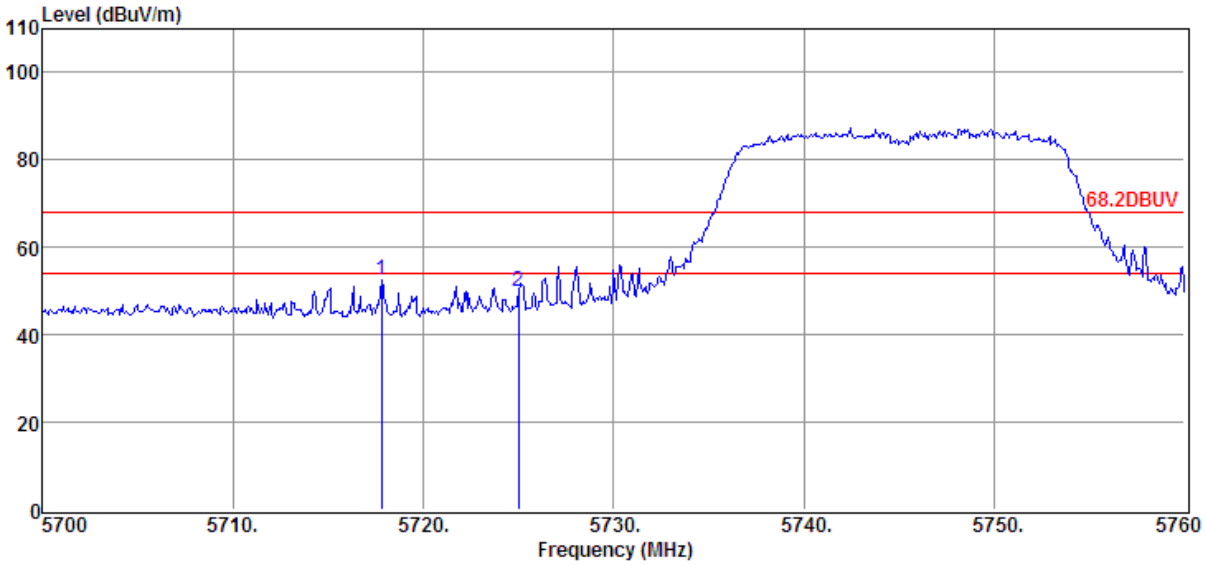


| Item (Mark) | Freq. (MHz) | Read Level (dBµV) | Antenna Factor (dB/m) | PRM Factor dB | Cable Loss dB | Result Level (dBµV/m) | Limit Line (dBµV/m) | Over Limit (dB) | Detector | Polarization |
|---|---|---|---|---|---|---|---|---|---|---|
| 1 | 5717.82 | 37.51 | 34.83 | 29.22 | 9.41 | 52.53 | 68.20 | -15.67 | Peak | HORIZONTAL |
| 2 | 5725.00 | 34.77 | 34.84 | 29.22 | 9.41 | 49.80 | 68.20 | -18.40 | Peak | HORIZONTAL |

Note: 1. Result Level = Read Level + Antenna Factor + Cable loss - PRM Factor.
2. If Peak Result complies with AV limit, AV Result is deemed to comply with AV limit.
3. Test setup: RBW: 1 MHz, VBW: 3 MHz, Sweep time: auto.


*This report shall not be reproduced except in full, without the written approval of UL Verification Services (Guangzhou) Co., Ltd, Song Shan Lake Branch.*

**Power Supply** : 3.8Vdc **Test Mode** : TX MODE 11n 20 5745MHz

**Condition** : Temp:24.5'C,Humi:55%, Press:100.1kPa **Antenna/Distance** : 2016 HF907/3m/VERTICAL

**Memo** :

Data: 34

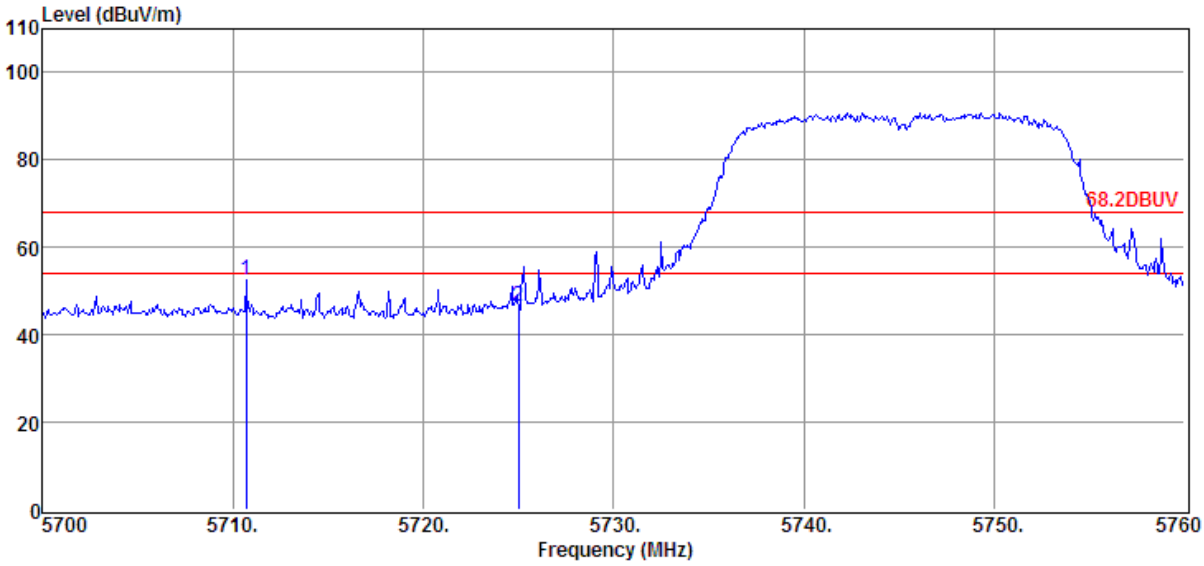


| Item (Mark) | Freq. (MHz) | Read Level (dBµV) | Antenna Factor (dB/m) | PRM Factor dB | Cable Loss dB | Result Level (dBµV/m) | Limit Line (dBµV/m) | Over Limit (dB) | Detector | Polarization |
|---|---|---|---|---|---|---|---|---|---|---|
| 1 | 5710.68 | 37.59 | 34.83 | 29.22 | 9.41 | 52.61 | 68.20 | -15.59 | Peak | VERTICAL |
| 2 | 5725.00 | 31.41 | 34.84 | 29.22 | 9.41 | 46.44 | 68.20 | -21.76 | Peak | VERTICAL |

Note: 1. Result Level = Read Level + Antenna Factor + Cable loss - PRM Factor.
2. If Peak Result complies with AV limit, AV Result is deemed to comply with AV limit.
3. Test setup: RBW: 1 MHz, VBW: 3 MHz, Sweep time: auto.


*This report shall not be reproduced except in full, without the written approval of UL Verification Services (Guangzhou) Co., Ltd, Song Shan Lake Branch.*

**Power Supply** : 3.8Vdc

**Test Mode** : TX MODE 11n 20 5785MHz

**Condition** : Temp:24.5'C,Humi:55%, Press:100.1kPa

**Antenna/Distance** : 2016 HF907/3m/VERTICAL

**Memo** :

Data: 35

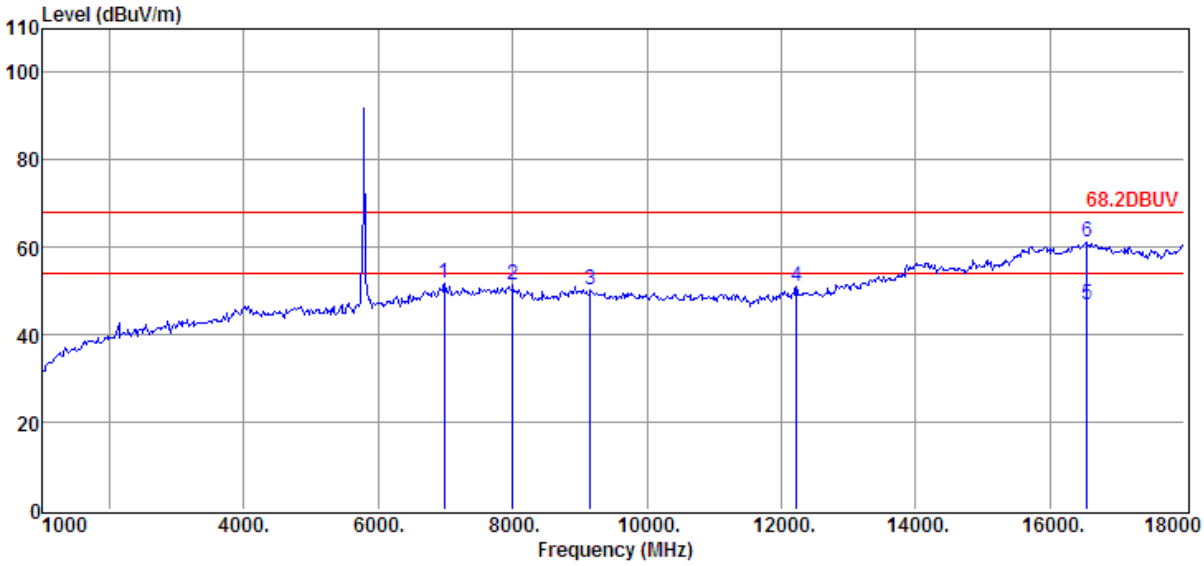


| Item (Mark) | Freq. (MHz) | Read Level (dBµV) | Antenna Factor (dB/m) | PRM Factor dB | Cable Loss dB | Result Level (dBµV/m) | Limit Line (dBµV/m) | Over Limit (dB) | Detector | Polarization |
|---|---|---|---|---|---|---|---|---|---|---|
| 1 | 6984.00 | 35.47 | 36.19 | 30.38 | 10.40 | 51.68 | 68.20 | -16.52 | Peak | VERTICAL |
| 2 | 8004.00 | 34.74 | 36.69 | 31.13 | 11.13 | 51.43 | 68.20 | -16.77 | Peak | VERTICAL |
| 3 | 9160.00 | 33.39 | 37.14 | 32.39 | 12.01 | 50.15 | 68.20 | -18.05 | Peak | VERTICAL |
| 4 | 12220.00 | 33.72 | 37.91 | 34.95 | 14.41 | 51.09 | 68.20 | -17.11 | Peak | VERTICAL |
| 5 | 16555.00 | 20.77 | 44.61 | 36.14 | 17.61 | 46.85 | 54.00 | -7.15 | Average | VERTICAL |
| 6 | 16555.00 | 35.13 | 44.61 | 36.14 | 17.61 | 61.21 | 68.20 | -6.99 | Peak | VERTICAL |

Note: 1. Result Level = Read Level + Antenna Factor + Cable loss - PRM Factor.
2. If Peak Result complies with AV limit, AV Result is deemed to comply with AV limit.
3. Test setup: RBW: 1 MHz, VBW: 3 MHz, Sweep time: auto.


*This report shall not be reproduced except in full, without the written approval of UL Verification Services (Guangzhou) Co., Ltd, Song Shan Lake Branch.*

**Power Supply** : 3.8Vdc

**Test Mode** : TX MODE 11n 20 5785MHz

**Condition** : Temp:24.5'C,Humi:55%, Press:100.1kPa

**Antenna/Distance** : 2016 HF907/3m/HORIZONTAL

**Memo** :

Data: 36

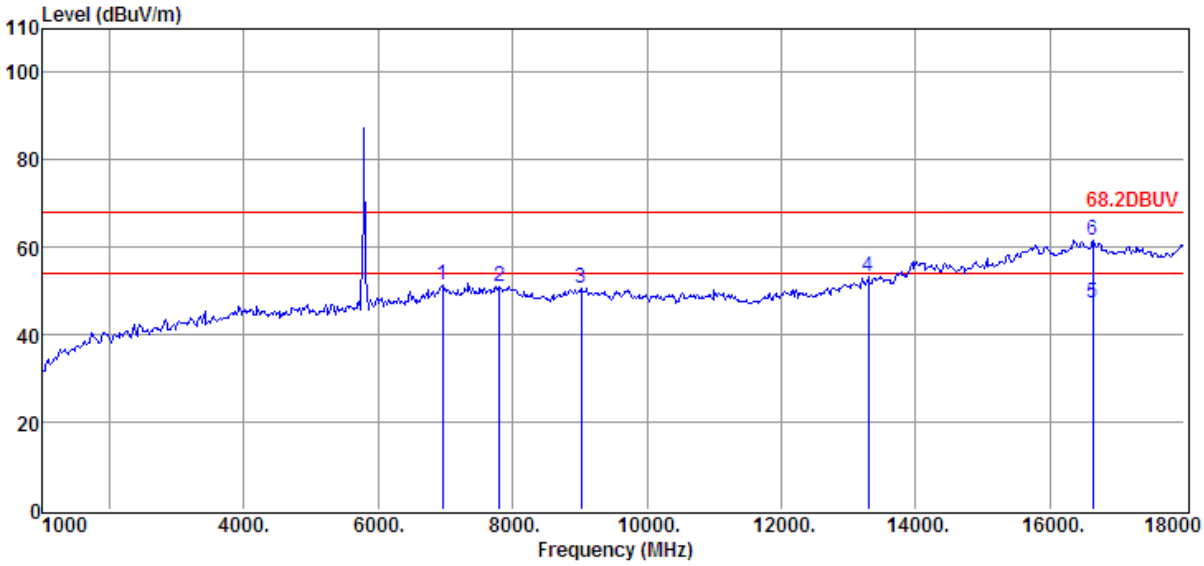


| Item (Mark) | Freq. (MHz) | Read Level (dBµV) | Antenna Factor (dB/m) | PRM Factor dB | Cable Loss dB | Result Level (dBµV/m) | Limit Line (dBµV/m) | Over Limit (dB) | Detector | Polarization |
|---|---|---|---|---|---|---|---|---|---|---|
| 1 | 6950.00 | 35.05 | 36.16 | 30.34 | 10.39 | 51.26 | 68.20 | -16.94 | Peak | HORIZONTAL |
| 2 | 7800.00 | 34.54 | 36.66 | 31.04 | 11.02 | 51.18 | 68.20 | -17.02 | Peak | HORIZONTAL |
| 3 | 9024.00 | 33.81 | 37.45 | 32.33 | 11.83 | 50.76 | 68.20 | -17.44 | Peak | HORIZONTAL |
| 4 | 13291.00 | 35.05 | 39.09 | 35.47 | 14.74 | 53.41 | 68.20 | -14.79 | Peak | HORIZONTAL |
| 5 | 16640.00 | 21.22 | 44.47 | 36.28 | 17.74 | 47.15 | 54.00 | -6.85 | Average | HORIZONTAL |
| 6 | 16640.00 | 35.73 | 44.47 | 36.28 | 17.74 | 61.66 | 68.20 | -6.54 | Peak | HORIZONTAL |

Note: 1. Result Level = Read Level + Antenna Factor + Cable loss - PRM Factor.
2. If Peak Result complies with AV limit, AV Result is deemed to comply with AV limit.
3. Test setup: RBW: 1 MHz, VBW: 3 MHz, Sweep time: auto.


*This report shall not be reproduced except in full, without the written approval of UL Verification Services (Guangzhou) Co., Ltd, Song Shan Lake Branch.*

**Power Supply** : 3.8Vdc

**Test Mode** : TX MODE 11n 20 5825MHz

**Condition** : Temp:24.5'C,Humi:55%, Press:100.1kPa

**Antenna/Distance** : 2016 HF907/3m/HORIZONTAL

**Memo** :

Data: 37

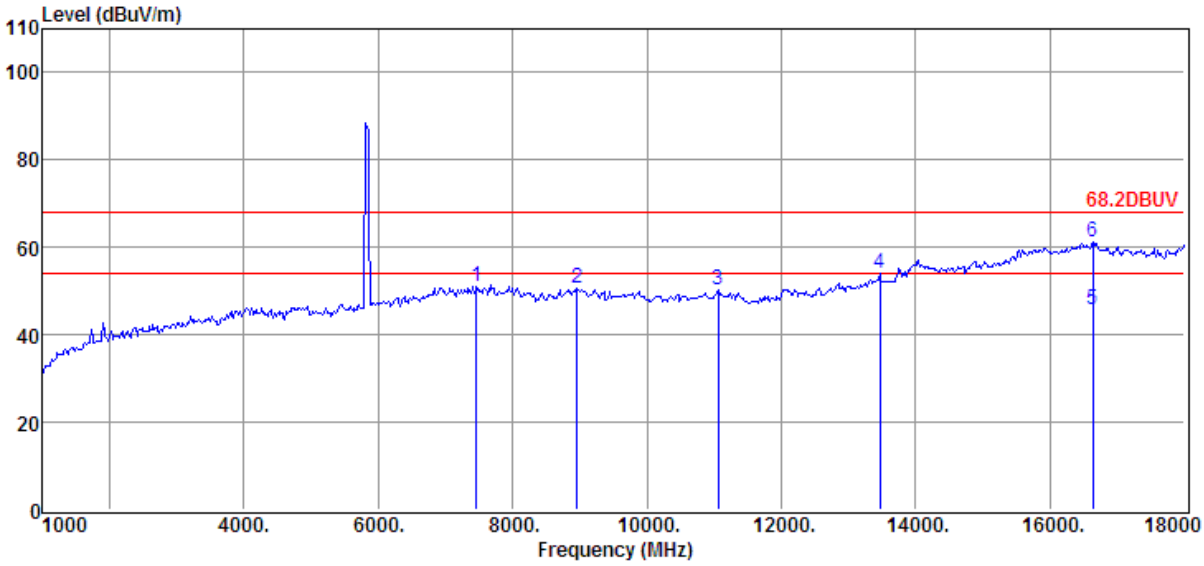


| Item (Mark) | Freq. (MHz) | Read Level (dBµV) | Antenna Factor (dB/m) | PRM Factor dB | Cable Loss dB | Result Level (dBµV/m) | Limit Line (dBµV/m) | Over Limit (dB) | Detector | Polarization |
|---|---|---|---|---|---|---|---|---|---|---|
| 1 | 7460.00 | 34.37 | 36.57 | 30.73 | 10.83 | 51.04 | 68.20 | -17.16 | Peak | HORIZONTAL |
| 2 | 8956.00 | 33.66 | 37.31 | 32.28 | 11.79 | 50.48 | 68.20 | -17.72 | Peak | HORIZONTAL |
| 3 | 11064.00 | 33.16 | 37.66 | 34.08 | 13.49 | 50.23 | 68.20 | -17.97 | Peak | HORIZONTAL |
| 4 | 13461.00 | 35.18 | 39.26 | 35.22 | 14.79 | 54.01 | 68.20 | -14.19 | Peak | HORIZONTAL |
| 5 | 16640.00 | 19.97 | 44.47 | 36.28 | 17.74 | 45.90 | 54.00 | -8.10 | Average | HORIZONTAL |
| 6 | 16640.00 | 35.42 | 44.47 | 36.28 | 17.74 | 61.35 | 68.20 | -6.85 | Peak | HORIZONTAL |

Note: 1. Result Level = Read Level + Antenna Factor + Cable loss - PRM Factor.
2. If Peak Result complies with AV limit, AV Result is deemed to comply with AV limit.
3. Test setup: RBW: 1 MHz, VBW: 3 MHz, Sweep time: auto.


*This report shall not be reproduced except in full, without the written approval of UL Verification Services (Guangzhou) Co., Ltd, Song Shan Lake Branch.*

**Power Supply** : 3.8Vdc

**Test Mode** : TX MODE 11n 20 5825MHz

**Condition** : Temp:24.5'C,Humi:55%, Press:100.1kPa

**Antenna/Distance** : 2016 HF907/3m/VERTICAL

**Memo** :

Data: 38

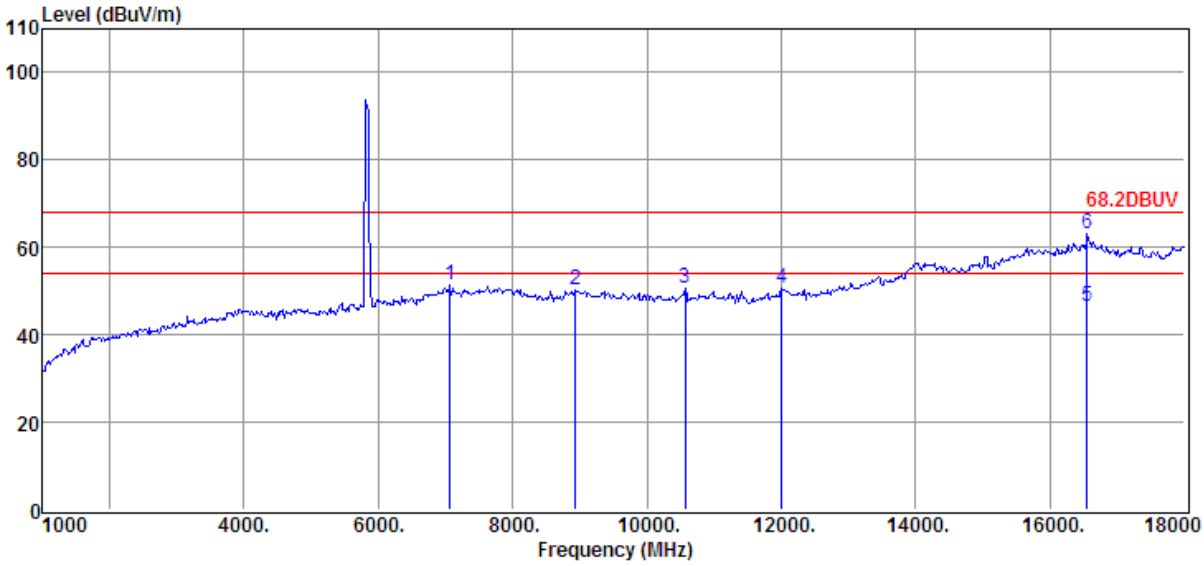


| Item (Mark) | Freq. (MHz) | Read Level (dBµV) | Antenna Factor (dB/m) | PRM Factor dB | Cable Loss dB | Result Level (dBµV/m) | Limit Line (dBµV/m) | Over Limit (dB) | Detector | Polarization |
|---|---|---|---|---|---|---|---|---|---|---|
| 1 | 7069.00 | 35.05 | 36.26 | 30.42 | 10.50 | 51.39 | 68.20 | -16.81 | Peak | VERTICAL |
| 2 | 8939.00 | 33.54 | 37.24 | 32.26 | 11.79 | 50.31 | 68.20 | -17.89 | Peak | VERTICAL |
| 3 | 10571.00 | 34.73 | 36.60 | 33.33 | 12.80 | 50.80 | 68.20 | -17.40 | Peak | VERTICAL |
| 4 | 11999.00 | 33.56 | 37.60 | 34.80 | 14.23 | 50.59 | 68.20 | -17.61 | Peak | VERTICAL |
| 5 | 16555.00 | 20.56 | 44.61 | 36.14 | 17.61 | 46.64 | 54.00 | -7.36 | Average | VERTICAL |
| 6 | 16555.00 | 37.10 | 44.61 | 36.14 | 17.61 | 63.18 | 68.20 | -5.02 | Peak | VERTICAL |

Note: 1. Result Level = Read Level + Antenna Factor + Cable loss - PRM Factor.
2. If Peak Result complies with AV limit, AV Result is deemed to comply with AV limit.
3. Test setup: RBW: 1 MHz, VBW: 3 MHz, Sweep time: auto.


*This report shall not be reproduced except in full, without the written approval of UL Verification Services (Guangzhou) Co., Ltd, Song Shan Lake Branch.*

**Power Supply** : 3.8Vdc

**Test Mode** : TX MODE 11n 20 5825MHz

**Condition** : Temp:24.5'C,Humi:55%, Press:100.1kPa

**Antenna/Distance** : 2016 HF907/3m/VERTICAL

**Memo** :

Data: 39

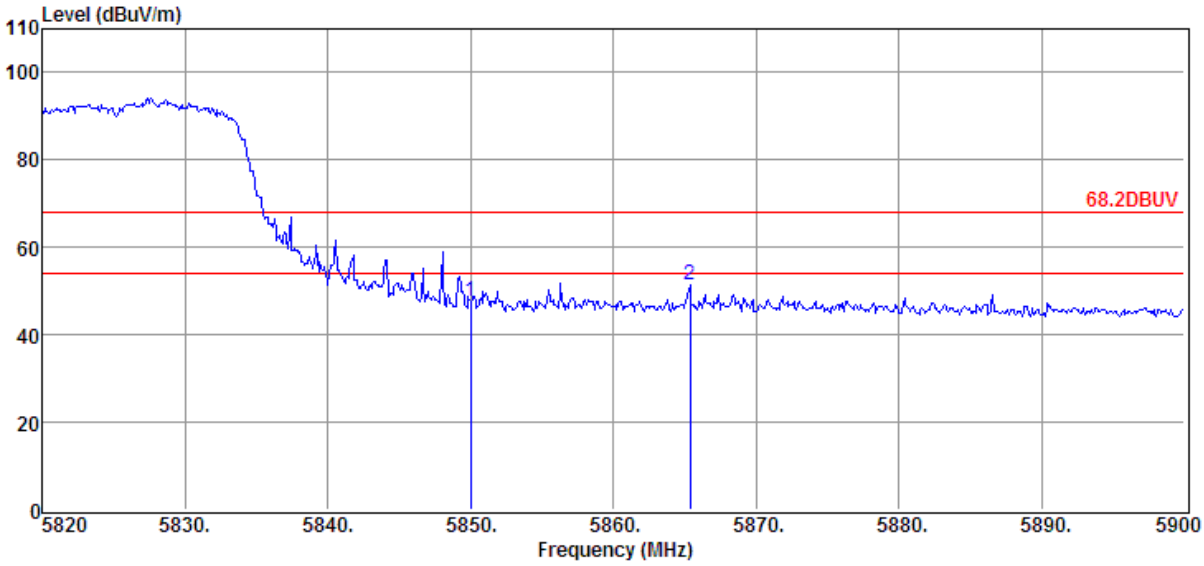


| Item (Mark) | Freq. (MHz) | Read Level (dBµV) | Antenna Factor (dB/m) | PRM Factor dB | Cable Loss dB | Result Level (dBµV/m) | Limit Line (dBµV/m) | Over Limit (dB) | Detector | Polarization |
|---|---|---|---|---|---|---|---|---|---|---|
| 1 | 5850.00 | 32.38 | 34.91 | 29.20 | 9.54 | 47.63 | 68.20 | -20.57 | Peak | VERTICAL |
| 2 | 5865.36 | 35.98 | 34.92 | 29.20 | 9.56 | 51.26 | 68.20 | -16.94 | Peak | VERTICAL |

Note: 1. Result Level = Read Level + Antenna Factor + Cable loss - PRM Factor.
2. If Peak Result complies with AV limit, AV Result is deemed to comply with AV limit.
3. Test setup: RBW: 1 MHz, VBW: 3 MHz, Sweep time: auto.


*This report shall not be reproduced except in full, without the written approval of UL Verification Services (Guangzhou) Co., Ltd, Song Shan Lake Branch.*

**Power Supply** : 3.8Vdc

**Test Mode** : TX MODE 11n 20 5825MHz

**Condition** : Temp:24.5'C,Humi:55%, Press:100.1kPa

**Antenna/Distance** : 2016 HF907/3m/HORIZONTAL

**Memo** :

Data: 40

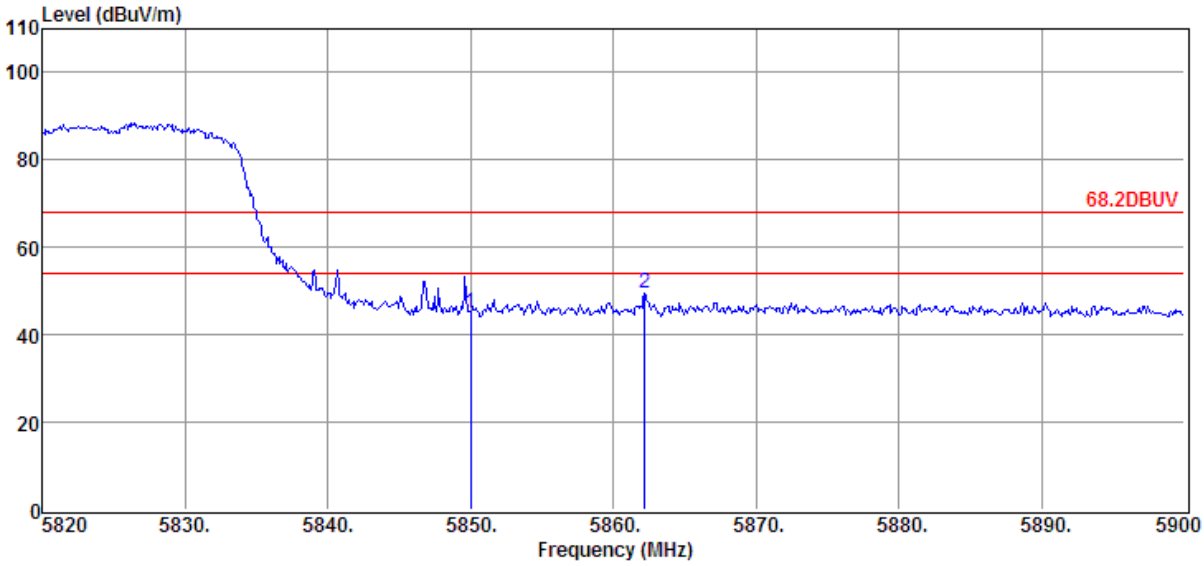


| Item (Mark) | Freq. (MHz) | Read Level (dBµV) | Antenna Factor (dB/m) | PRM Factor dB | Cable Loss dB | Result Level (dBµV/m) | Limit Line (dBµV/m) | Over Limit (dB) | Detector | Polarization |
|---|---|---|---|---|---|---|---|---|---|---|
| 1 | 5850.00 | 29.87 | 34.91 | 29.20 | 9.54 | 45.12 | 68.20 | -23.08 | Peak | HORIZONTAL |
| 2 | 5862.16 | 34.23 | 34.92 | 29.20 | 9.56 | 49.51 | 68.20 | -18.69 | Peak | HORIZONTAL |

Note: 1. Result Level = Read Level + Antenna Factor + Cable loss - PRM Factor.
2. If Peak Result complies with AV limit, AV Result is deemed to comply with AV limit.
3. Test setup: RBW: 1 MHz, VBW: 3 MHz, Sweep time: auto.


*This report shall not be reproduced except in full, without the written approval of UL Verification Services (Guangzhou) Co., Ltd, Song Shan Lake Branch.*

**Power Supply** : 3.8Vdc

**Test Mode** : TX MODE 11n 40 5190MHz

**Condition** : Temp:24.5'C,Humi:55%, Press:100.1kPa

**Antenna/Distance** : 2016 HF907/3m/HORIZONTAL

**Memo** :

Data: 41

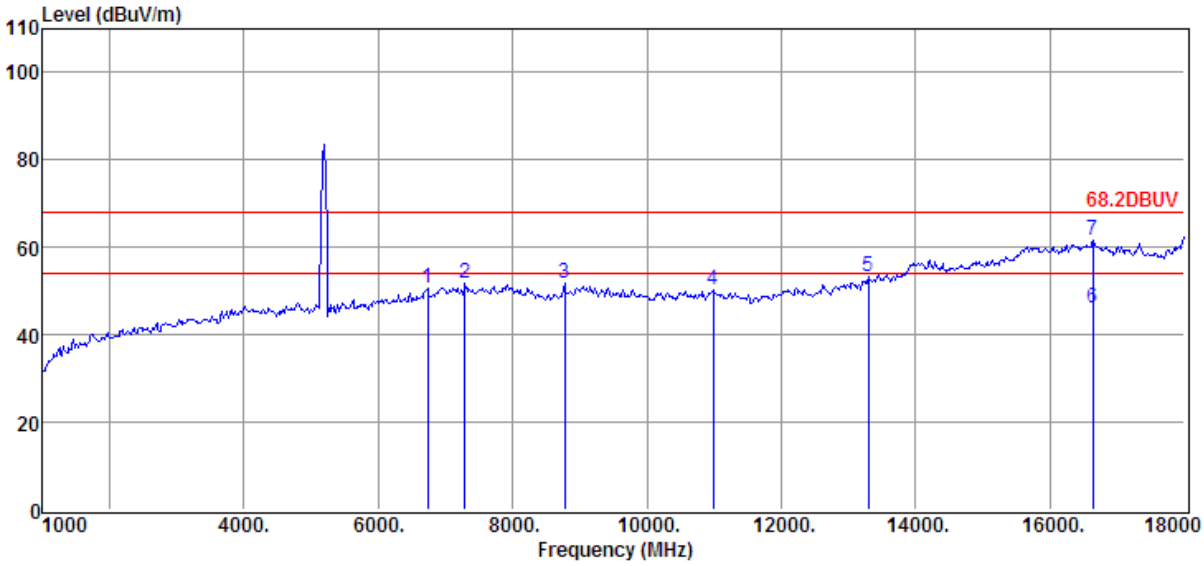


| Item (Mark) | Freq. (MHz) | Read Level (dBµV) | Antenna Factor (dB/m) | PRM Factor dB | Cable Loss dB | Result Level (dBµV/m) | Limit Line (dBµV/m) | Over Limit (dB) | Detector | Polarization |
|---|---|---|---|---|---|---|---|---|---|---|
| 1 | 6729.00 | 34.71 | 35.99 | 30.16 | 10.15 | 50.69 | 68.20 | -17.51 | Peak | HORIZONTAL |
| 2 | 7290.00 | 35.13 | 36.44 | 30.55 | 10.68 | 51.70 | 68.20 | -16.50 | Peak | HORIZONTAL |
| 3 | 8769.00 | 35.79 | 36.50 | 32.15 | 11.73 | 51.87 | 68.20 | -16.33 | Peak | HORIZONTAL |
| 4 | 10979.00 | 33.17 | 37.74 | 33.92 | 13.45 | 50.44 | 68.20 | -17.76 | Peak | HORIZONTAL |
| 5 | 13291.00 | 35.07 | 39.09 | 35.47 | 14.74 | 53.43 | 68.20 | -14.77 | Peak | HORIZONTAL |
| 6 | 16640.00 | 20.16 | 44.47 | 36.28 | 17.74 | 46.09 | 54.00 | -7.91 | Average | HORIZONTAL |
| 7 | 16640.00 | 35.62 | 44.47 | 36.28 | 17.74 | 61.55 | 68.20 | -6.65 | Peak | HORIZONTAL |

Note: 1. Result Level = Read Level + Antenna Factor + Cable loss - PRM Factor.
2. If Peak Result complies with AV limit, AV Result is deemed to comply with AV limit.
3. Test setup: RBW: 1 MHz, VBW: 3 MHz, Sweep time: auto.


*This report shall not be reproduced except in full, without the written approval of UL Verification Services (Guangzhou) Co., Ltd, Song Shan Lake Branch.*

**Power Supply** : 3.8Vdc

**Test Mode** : TX MODE 11n 40 5190MHz

**Condition** : Temp:24.5'C,Humi:55%, Press:100.1kPa

**Antenna/Distance** : 2016 HF907/3m/VERTICAL

**Memo** :

Data: 42

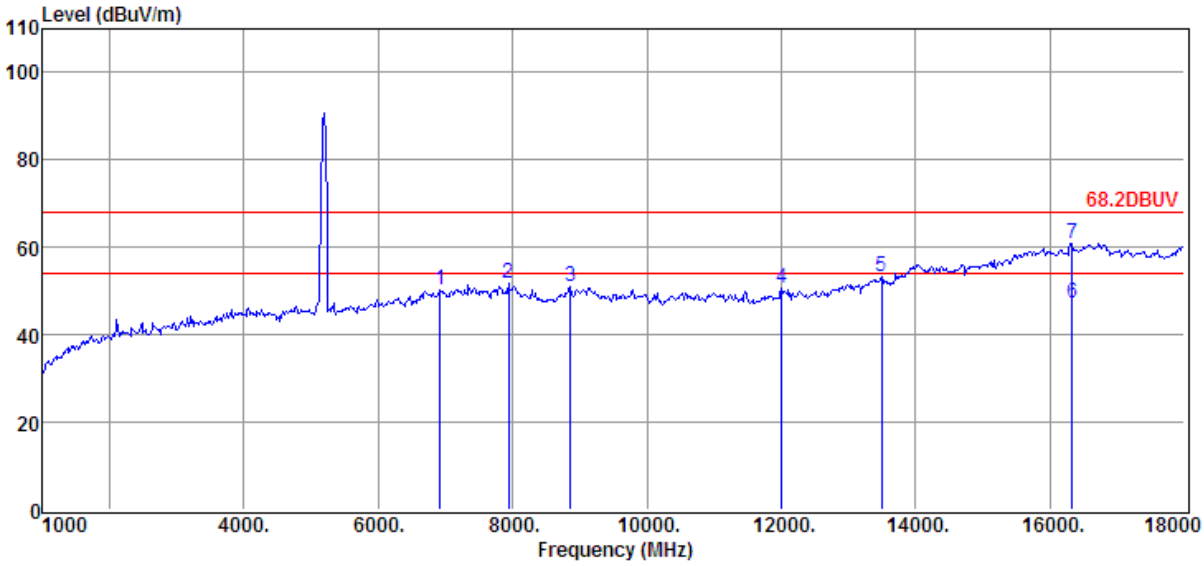


| Item (Mark) | Freq. (MHz) | Read Level (dBµV) | Antenna Factor (dB/m) | PRM Factor dB | Cable Loss dB | Result Level (dBµV/m) | Limit Line (dBµV/m) | Over Limit (dB) | Detector | Polarization |
|---|---|---|---|---|---|---|---|---|---|---|
| 1 | 6916.00 | 33.99 | 36.13 | 30.33 | 10.37 | 50.16 | 68.20 | -18.04 | Peak | VERTICAL |
| 2 | 7936.00 | 35.14 | 36.69 | 31.11 | 11.10 | 51.82 | 68.20 | -16.38 | Peak | VERTICAL |
| 3 | 8854.00 | 34.52 | 36.87 | 32.22 | 11.76 | 50.93 | 68.20 | -17.27 | Peak | VERTICAL |
| 4 | 11999.00 | 33.59 | 37.60 | 34.80 | 14.23 | 50.62 | 68.20 | -17.58 | Peak | VERTICAL |
| 5 | 13495.00 | 34.50 | 39.30 | 35.22 | 14.80 | 53.38 | 68.20 | -14.82 | Peak | VERTICAL |
| 6 | 16334.00 | 21.36 | 44.44 | 35.86 | 17.35 | 47.29 | 54.00 | -6.71 | Average | VERTICAL |
| 7 | 16334.00 | 34.95 | 44.44 | 35.86 | 17.35 | 60.88 | 68.20 | -7.32 | Peak | VERTICAL |

Note: 1. Result Level = Read Level + Antenna Factor + Cable loss - PRM Factor.
2. If Peak Result complies with AV limit, AV Result is deemed to comply with AV limit.
3. Test setup: RBW: 1 MHz, VBW: 3 MHz, Sweep time: auto.


*This report shall not be reproduced except in full, without the written approval of UL Verification Services (Guangzhou) Co., Ltd, Song Shan Lake Branch.*

**Power Supply** : 3.8Vdc

**Test Mode** : TX MODE 11n 40 5190MHz

**Condition** : Temp:24.5'C,Humi:55%, Press:100.1kPa

**Antenna/Distance** : 2016 HF907/3m/VERTICAL

**Memo** :

Data: 43

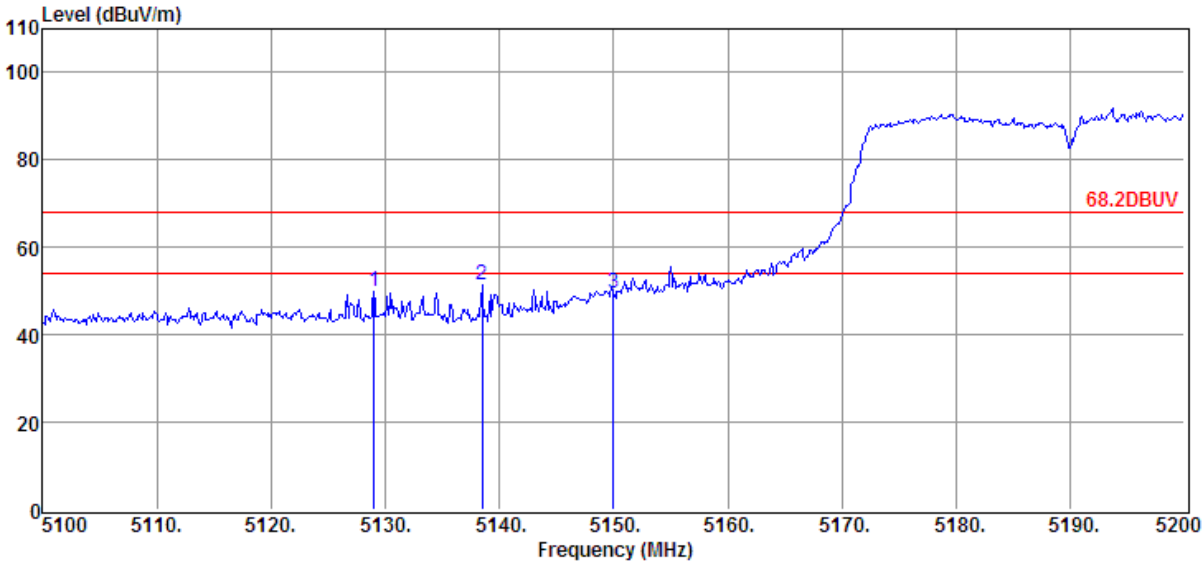


| Item (Mark) | Freq. (MHz) | Read Level (dBµV) | Antenna Factor (dB/m) | PRM Factor dB | Cable Loss dB | Result Level (dBµV/m) | Limit Line (dBµV/m) | Over Limit (dB) | Detector | Polarization |
|---|---|---|---|---|---|---|---|---|---|---|
| 1 | 5129.00 | 36.52 | 33.97 | 29.34 | 8.80 | 49.95 | 68.20 | -18.25 | Peak | VERTICAL |
| 2 | 5138.50 | 37.91 | 33.99 | 29.34 | 8.84 | 51.40 | 68.20 | -16.80 | Peak | VERTICAL |
| 3 | 5150.00 | 36.18 | 34.01 | 29.33 | 8.84 | 49.70 | 68.20 | -18.50 | Peak | VERTICAL |

Note: 1. Result Level = Read Level + Antenna Factor + Cable loss - PRM Factor.
2. If Peak Result complies with AV limit, AV Result is deemed to comply with AV limit.
3. Test setup: RBW: 1 MHz, VBW: 3 MHz, Sweep time: auto.


*This report shall not be reproduced except in full, without the written approval of UL Verification Services (Guangzhou) Co., Ltd, Song Shan Lake Branch.*

| | | | |
|---|---|---|---|
| **Power Supply** | : 3.8Vdc | **Test Mode** | : TX MODE 11n 40 5190MHz |
| **Condition** | : Temp:24.5'C,Humi:55%, Press:100.1kPa | **Antenna/Distance** | : 2016 HF907/3m/HORIZONTAL |
| **Memo** | : | | |

Data: 44

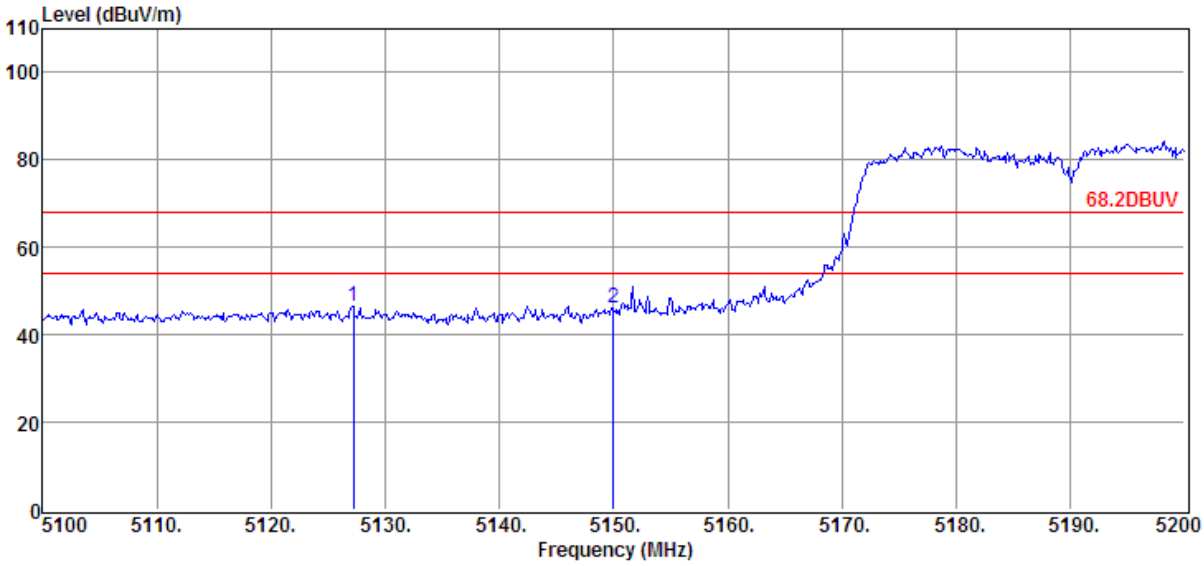


| Item (Mark) | Freq. (MHz) | Read Level (dBµV) | Antenna Factor (dB/m) | PRM Factor dB | Cable Loss dB | Result Level (dBµV/m) | Limit Line (dBµV/m) | Over Limit (dB) | Detector | Polarization |
|---|---|---|---|---|---|---|---|---|---|---|
| 1 | 5127.20 | 33.12 | 33.96 | 29.34 | 8.80 | 46.54 | 68.20 | -21.66 | Peak | HORIZONTAL |
| 2 | 5150.00 | 32.44 | 34.01 | 29.33 | 8.84 | 45.96 | 68.20 | -22.24 | Peak | HORIZONTAL |

Note: 1. Result Level = Read Level + Antenna Factor + Cable loss - PRM Factor.
2. If Peak Result complies with AV limit, AV Result is deemed to comply with AV limit.
3. Test setup: RBW: 1 MHz, VBW: 3 MHz, Sweep time: auto.


*This report shall not be reproduced except in full, without the written approval of UL Verification Services (Guangzhou) Co., Ltd, Song Shan Lake Branch.*

**Power Supply** : 3.8Vdc

**Test Mode** : TX MODE 11n 40 5230MHz

**Condition** : Temp:24.5'C,Humi:55%, Press:100.1kPa

**Antenna/Distance** : 2016 HF907/3m/HORIZONTAL

**Memo** :

Data: 45

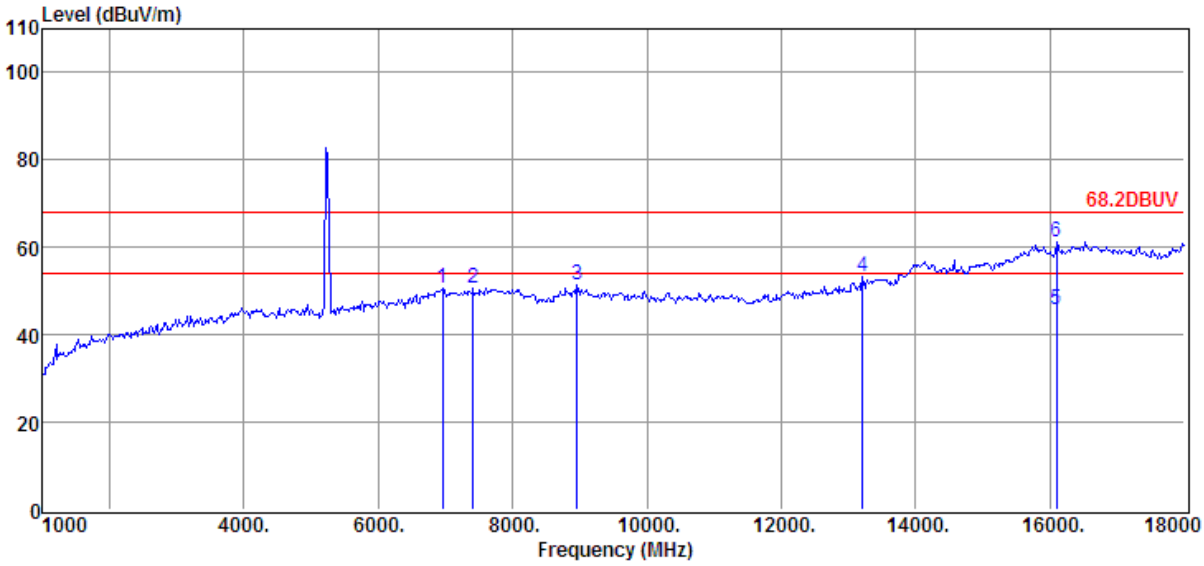


| Item (Mark) | Freq. (MHz) | Read Level (dBµV) | Antenna Factor (dB/m) | PRM Factor dB | Cable Loss dB | Result Level (dBµV/m) | Limit Line (dBµV/m) | Over Limit (dB) | Detector | Polarization |
|---|---|---|---|---|---|---|---|---|---|---|
| 1 | 6950.00 | 34.43 | 36.16 | 30.34 | 10.39 | 50.64 | 68.20 | -17.56 | Peak | HORIZONTAL |
| 2 | 7409.00 | 34.00 | 36.53 | 30.67 | 10.78 | 50.64 | 68.20 | -17.56 | Peak | HORIZONTAL |
| 3 | 8956.00 | 34.44 | 37.31 | 32.28 | 11.79 | 51.26 | 68.20 | -16.94 | Peak | HORIZONTAL |
| 4 | 13206.00 | 34.95 | 39.01 | 35.54 | 14.73 | 53.15 | 68.20 | -15.05 | Peak | HORIZONTAL |
| 5 | 16096.00 | 20.18 | 44.06 | 35.57 | 17.12 | 45.79 | 54.00 | -8.21 | Average | HORIZONTAL |
| 6 | 16096.00 | 35.52 | 44.06 | 35.57 | 17.12 | 61.13 | 68.20 | -7.07 | Peak | HORIZONTAL |

Note: 1. Result Level = Read Level + Antenna Factor + Cable loss - PRM Factor.
2. If Peak Result complies with AV limit, AV Result is deemed to comply with AV limit.
3. Test setup: RBW: 1 MHz, VBW: 3 MHz, Sweep time: auto.


*This report shall not be reproduced except in full, without the written approval of UL Verification Services (Guangzhou) Co., Ltd, Song Shan Lake Branch.*

**Power Supply** : 3.8Vdc

**Test Mode** : TX MODE 11n 40 5230MHz

**Condition** : Temp:24.5'C,Humi:55%, Press:100.1kPa

**Antenna/Distance** : 2016 HF907/3m/VERTICAL

**Memo** :

Data: 46

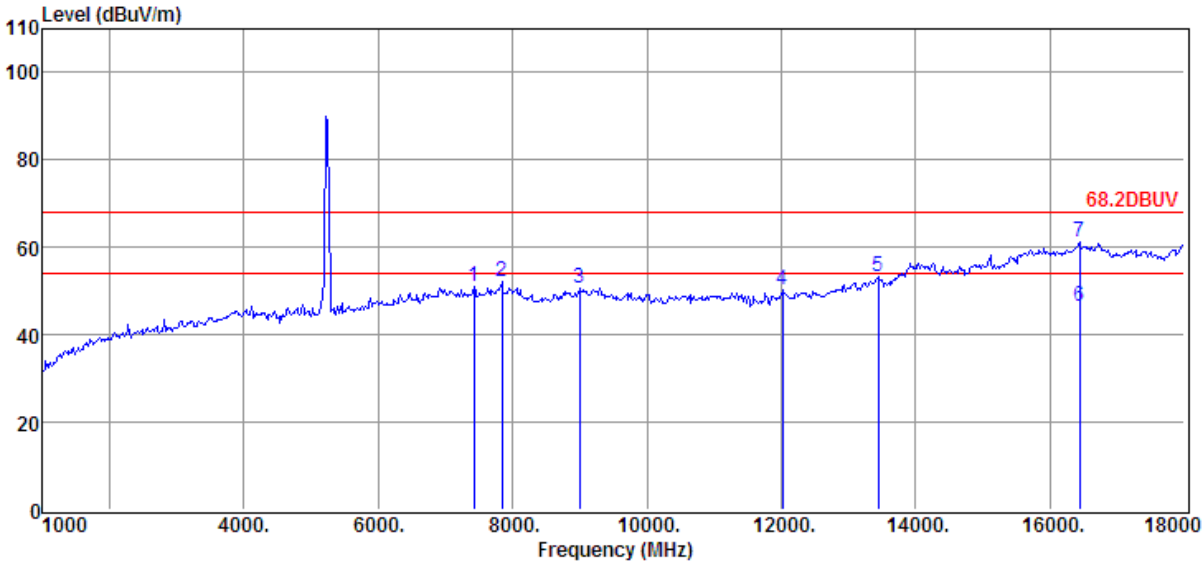


| Item (Mark) | Freq. (MHz) | Read Level (dBµV) | Antenna Factor (dB/m) | PRM Factor dB | Cable Loss dB | Result Level (dBµV/m) | Limit Line (dBµV/m) | Over Limit (dB) | Detector | Polarization |
|---|---|---|---|---|---|---|---|---|---|---|
| 1 | 7426.00 | 34.59 | 36.54 | 30.70 | 10.78 | 51.21 | 68.20 | -16.99 | Peak | VERTICAL |
| 2 | 7834.00 | 35.43 | 36.67 | 31.07 | 11.05 | 52.08 | 68.20 | -16.12 | Peak | VERTICAL |
| 3 | 8990.00 | 33.76 | 37.46 | 32.32 | 11.81 | 50.71 | 68.20 | -17.49 | Peak | VERTICAL |
| 4 | 12016.00 | 33.35 | 37.62 | 34.80 | 14.24 | 50.41 | 68.20 | -17.79 | Peak | VERTICAL |
| 5 | 13444.00 | 34.68 | 39.24 | 35.28 | 14.78 | 53.42 | 68.20 | -14.78 | Peak | VERTICAL |
| 6 | 16436.00 | 20.45 | 44.60 | 35.99 | 17.45 | 46.51 | 54.00 | -7.49 | Average | VERTICAL |
| 7 | 16436.00 | 35.20 | 44.60 | 35.99 | 17.45 | 61.26 | 68.20 | -6.94 | Peak | VERTICAL |

Note: 1. Result Level = Read Level + Antenna Factor + Cable loss - PRM Factor.
2. If Peak Result complies with AV limit, AV Result is deemed to comply with AV limit.
3. Test setup: RBW: 1 MHz, VBW: 3 MHz, Sweep time: auto.


*This report shall not be reproduced except in full, without the written approval of UL Verification Services (Guangzhou) Co., Ltd, Song Shan Lake Branch.*

**Power Supply** : 3.8Vdc

**Test Mode** : TX MODE 11n 40 5230MHz

**Condition** : Temp:24.5'C,Humi:55%, Press:100.1kPa

**Antenna/Distance** : 2016 HF907/3m/VERTICAL

**Memo** :

Data: 47

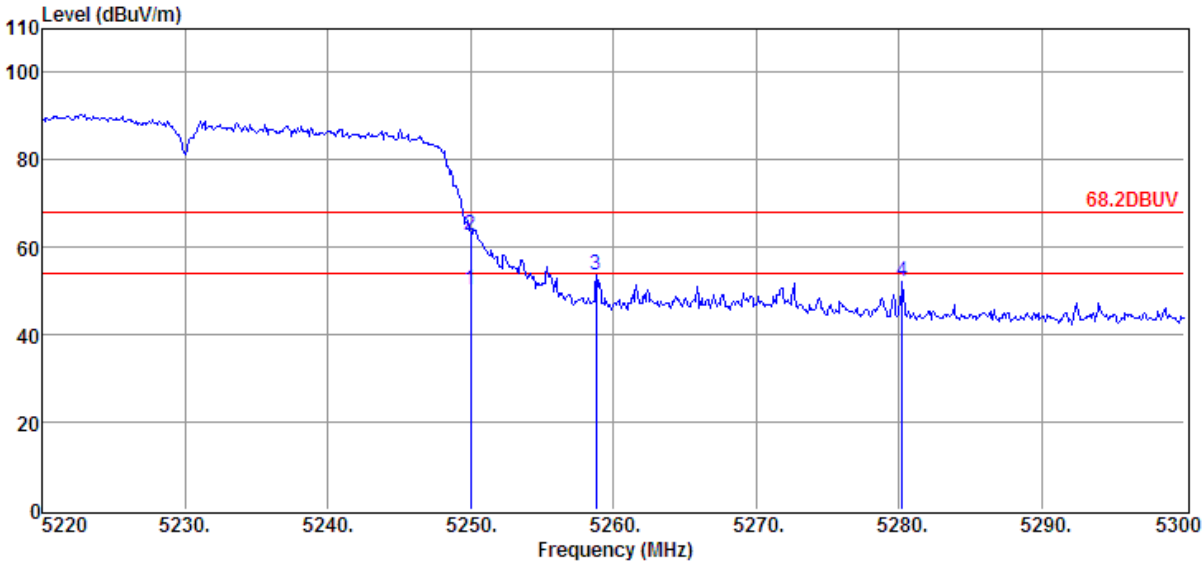


| Item (Mark) | Freq. (MHz) | Read Level (dBµV) | Antenna Factor (dB/m) | PRM Factor dB | Cable Loss dB | Result Level (dBµV/m) | Limit Line (dBµV/m) | Over Limit (dB) | Detector | Polarization |
|---|---|---|---|---|---|---|---|---|---|---|
| 1 | 5250.00 | 36.54 | 34.21 | 29.32 | 8.93 | 50.36 | 54.00 | -3.64 | Average | VERTICAL |
| 2 | 5250.00 | 49.05 | 34.21 | 29.32 | 8.93 | 62.87 | 68.20 | -5.33 | Peak | VERTICAL |
| 3 | 5258.80 | 39.91 | 34.23 | 29.32 | 8.93 | 53.75 | 68.20 | -14.45 | Peak | VERTICAL |
| 4 | 5280.24 | 38.16 | 34.27 | 29.31 | 8.96 | 52.08 | 68.20 | -16.12 | Peak | VERTICAL |

Note: 1. Result Level = Read Level + Antenna Factor + Cable loss - PRM Factor.
2. If Peak Result complies with AV limit, AV Result is deemed to comply with AV limit.
3. Test setup: RBW: 1 MHz, VBW: 3 MHz, Sweep time: auto.


*This report shall not be reproduced except in full, without the written approval of UL Verification Services (Guangzhou) Co., Ltd, Song Shan Lake Branch.*

**Power Supply** : 3.8Vdc

**Test Mode** : TX MODE 11n 40 5230MHz

**Condition** : Temp:24.5'C,Humi:55%, Press:100.1kPa

**Antenna/Distance** : 2016 HF907/3m/HORIZONTAL

**Memo** :

Data: 48

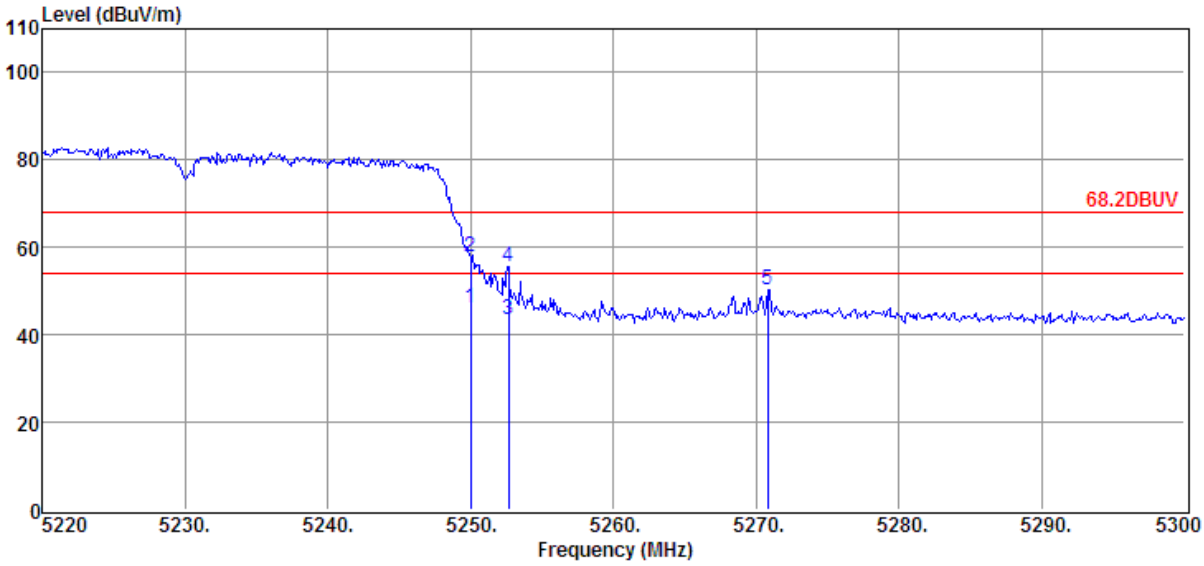


| Item (Mark) | Freq. (MHz) | Read Level (dBµV) | Antenna Factor (dB/m) | PRM Factor dB | Cable Loss dB | Result Level (dBµV/m) | Limit Line (dBµV/m) | Over Limit (dB) | Detector | Polarization |
|---|---|---|---|---|---|---|---|---|---|---|
| 1 | 5250.00 | 32.14 | 34.21 | 29.32 | 8.93 | 45.96 | 54.00 | -8.04 | Average | HORIZONTAL |
| 2 | 5250.00 | 44.08 | 34.21 | 29.32 | 8.93 | 57.90 | 68.20 | -10.30 | Peak | HORIZONTAL |
| 3 | 5252.64 | 29.64 | 34.22 | 29.32 | 8.93 | 43.47 | 54.00 | -10.53 | Average | HORIZONTAL |
| 4 | 5252.64 | 41.88 | 34.22 | 29.32 | 8.93 | 55.71 | 68.20 | -12.49 | Peak | HORIZONTAL |
| 5 | 5270.80 | 36.22 | 34.25 | 29.32 | 8.96 | 50.11 | 68.20 | -18.09 | Peak | HORIZONTAL |

Note: 1. Result Level = Read Level + Antenna Factor + Cable loss - PRM Factor.
2. If Peak Result complies with AV limit, AV Result is deemed to comply with AV limit.
3. Test setup: RBW: 1 MHz, VBW: 3 MHz, Sweep time: auto.


*This report shall not be reproduced except in full, without the written approval of UL Verification Services (Guangzhou) Co., Ltd, Song Shan Lake Branch.*

**Power Supply** : 3.8Vdc

**Test Mode** : TX MODE 11n 40 5270MHz

**Condition** : Temp:24.5'C,Humi:55%, Press:100.1kPa

**Antenna/Distance** : 2016 HF907/3m/HORIZONTAL

**Memo** :

Data: 49

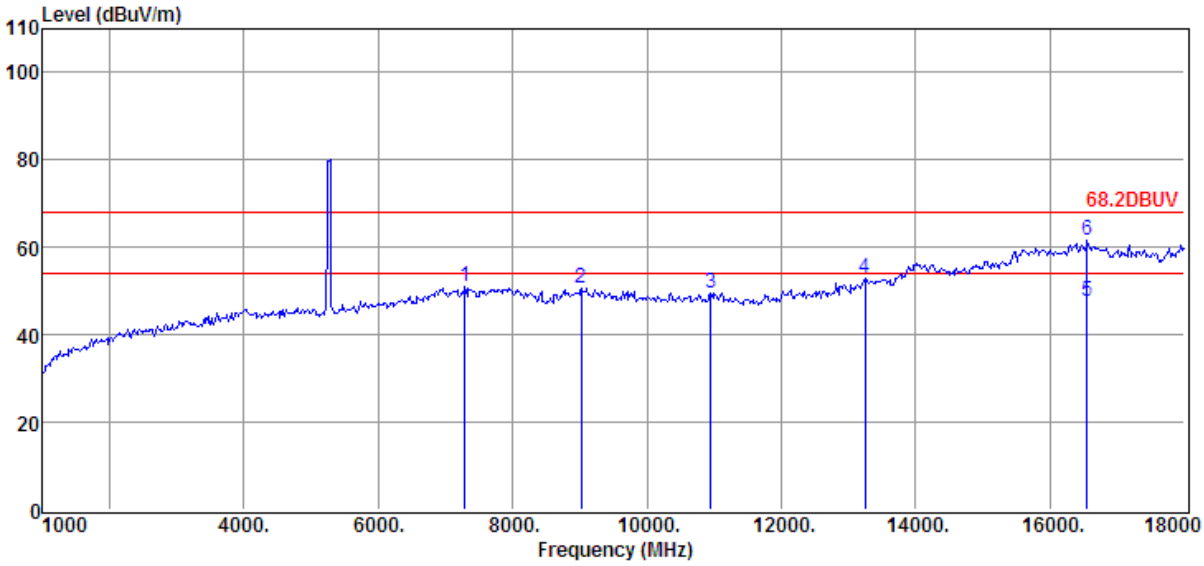


| Item (Mark) | Freq. (MHz) | Read Level (dBµV) | Antenna Factor (dB/m) | PRM Factor dB | Cable Loss dB | Result Level (dBµV/m) | Limit Line (dBµV/m) | Over Limit (dB) | Detector | Polarization |
|---|---|---|---|---|---|---|---|---|---|---|
| 1 | 7290.00 | 34.39 | 36.44 | 30.55 | 10.68 | 50.96 | 68.20 | -17.24 | Peak | HORIZONTAL |
| 2 | 9024.00 | 33.73 | 37.45 | 32.33 | 11.83 | 50.68 | 68.20 | -17.52 | Peak | HORIZONTAL |
| 3 | 10945.00 | 32.45 | 37.65 | 33.80 | 13.39 | 49.69 | 68.20 | -18.51 | Peak | HORIZONTAL |
| 4 | 13240.00 | 34.71 | 39.04 | 35.50 | 14.73 | 52.98 | 68.20 | -15.22 | Peak | HORIZONTAL |
| 5 | 16555.00 | 21.69 | 44.61 | 36.14 | 17.61 | 47.77 | 54.00 | -6.23 | Average | HORIZONTAL |
| 6 | 16555.00 | 35.45 | 44.61 | 36.14 | 17.61 | 61.53 | 68.20 | -6.67 | Peak | HORIZONTAL |

Note: 1. Result Level = Read Level + Antenna Factor + Cable loss - PRM Factor.
2. If Peak Result complies with AV limit, AV Result is deemed to comply with AV limit.
3. Test setup: RBW: 1 MHz, VBW: 3 MHz, Sweep time: auto.


*This report shall not be reproduced except in full, without the written approval of UL Verification Services (Guangzhou) Co., Ltd, Song Shan Lake Branch.*

**Power Supply** : 3.8Vdc

**Test Mode** : TX MODE 11n 40 5270MHz

**Condition** : Temp:24.5'C,Humi:55%, Press:100.1kPa

**Antenna/Distance** : 2016 HF907/3m/VERTICAL

**Memo** :

Data: 50

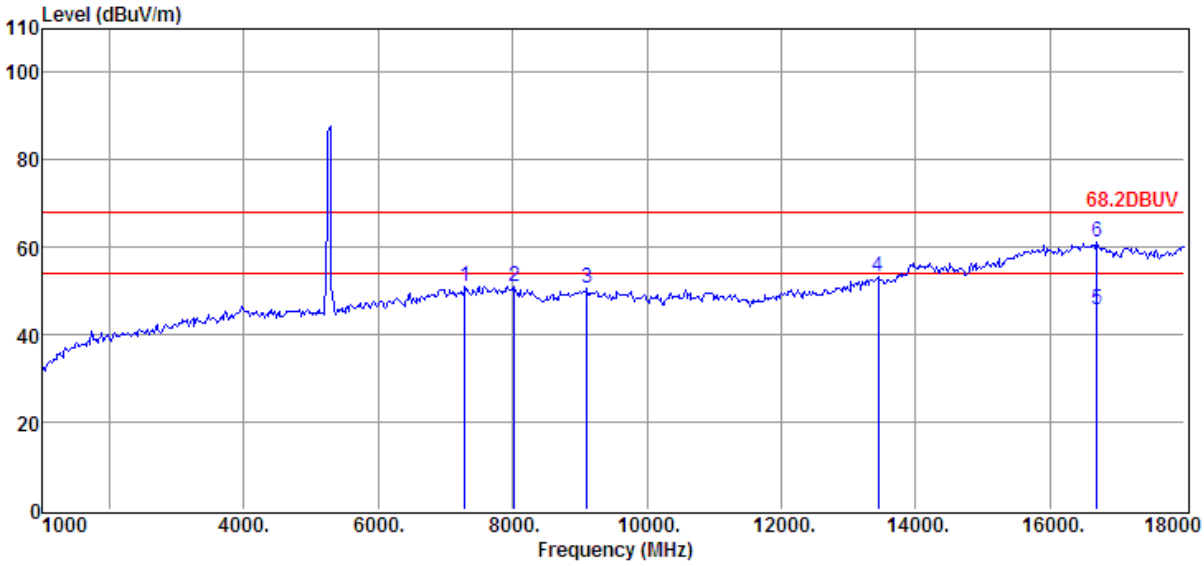


| Item (Mark) | Freq. (MHz) | Read Level (dBµV) | Antenna Factor (dB/m) | PRM Factor dB | Cable Loss dB | Result Level (dBµV/m) | Limit Line (dBµV/m) | Over Limit (dB) | Detector | Polarization |
|---|---|---|---|---|---|---|---|---|---|---|
| 1 | 7290.00 | 34.44 | 36.44 | 30.55 | 10.68 | 51.01 | 68.20 | -17.19 | Peak | VERTICAL |
| 2 | 8021.00 | 34.56 | 36.64 | 31.17 | 11.16 | 51.19 | 68.20 | -17.01 | Peak | VERTICAL |
| 3 | 9109.00 | 33.79 | 37.26 | 32.36 | 11.95 | 50.64 | 68.20 | -17.56 | Peak | VERTICAL |
| 4 | 13444.00 | 34.44 | 39.24 | 35.28 | 14.78 | 53.18 | 68.20 | -15.02 | Peak | VERTICAL |
| 5 | 16691.00 | 19.65 | 44.39 | 36.28 | 17.84 | 45.60 | 54.00 | -8.40 | Average | VERTICAL |
| 6 | 16691.00 | 35.27 | 44.39 | 36.28 | 17.84 | 61.22 | 68.20 | -6.98 | Peak | VERTICAL |

Note: 1. Result Level = Read Level + Antenna Factor + Cable loss - PRM Factor.
2. If Peak Result complies with AV limit, AV Result is deemed to comply with AV limit.
3. Test setup: RBW: 1 MHz, VBW: 3 MHz, Sweep time: auto.


*This report shall not be reproduced except in full, without the written approval of UL Verification Services (Guangzhou) Co., Ltd, Song Shan Lake Branch.*

**Power Supply** : 3.8Vdc

**Test Mode** : TX MODE 11n 40 5270MHz

**Condition** : Temp:24.5'C,Humi:55%, Press:100.1kPa

**Antenna/Distance** : 2016 HF907/3m/VERTICAL

**Memo** :

Data: 51

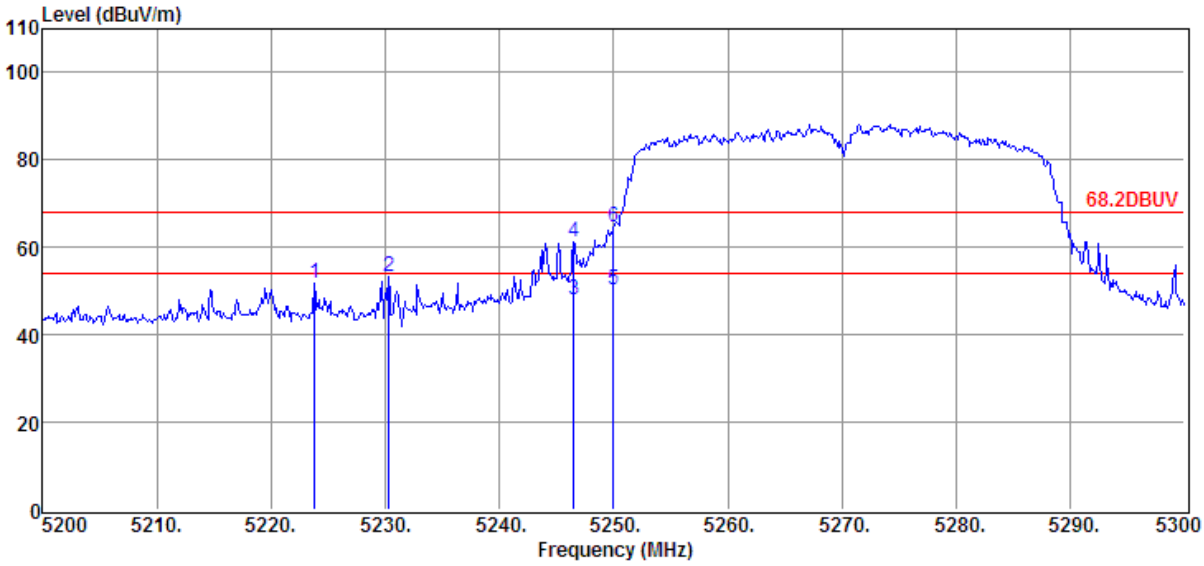


| Item (Mark) | Freq. (MHz) | Read Level (dBµV) | Antenna Factor (dB/m) | PRM Factor dB | Cable Loss dB | Result Level (dBµV/m) | Limit Line (dBµV/m) | Over Limit (dB) | Detector | Polarization |
|---|---|---|---|---|---|---|---|---|---|---|
| 1 | 5223.80 | 38.20 | 34.16 | 29.32 | 8.91 | 51.95 | 68.20 | -16.25 | Peak | VERTICAL |
| 2 | 5230.30 | 39.44 | 34.17 | 29.32 | 8.91 | 53.20 | 68.20 | -15.00 | Peak | VERTICAL |
| 3 | 5246.50 | 34.12 | 34.20 | 29.32 | 8.93 | 47.93 | 54.00 | -6.07 | Average | VERTICAL |
| 4 | 5246.50 | 47.35 | 34.20 | 29.32 | 8.93 | 61.16 | 68.20 | -7.04 | Peak | VERTICAL |
| 5 | 5250.00 | 36.54 | 34.21 | 29.32 | 8.93 | 50.36 | 54.00 | -3.64 | Average | VERTICAL |
| 6 | 5250.00 | 50.77 | 34.21 | 29.32 | 8.93 | 64.59 | 68.20 | -3.61 | Peak | VERTICAL |

Note: 1. Result Level = Read Level + Antenna Factor + Cable loss - PRM Factor.
2. If Peak Result complies with AV limit, AV Result is deemed to comply with AV limit.
3. Test setup: RBW: 1 MHz, VBW: 3 MHz, Sweep time: auto.


*This report shall not be reproduced except in full, without the written approval of UL Verification Services (Guangzhou) Co., Ltd, Song Shan Lake Branch.*

**Power Supply** : 3.8Vdc

**Test Mode** : TX MODE 11n 40 5270MHz

**Condition** : Temp:24.5'C,Humi:55%, Press:100.1kPa

**Antenna/Distance** : 2016 HF907/3m/HORIZONTAL

**Memo** :

Data: 52

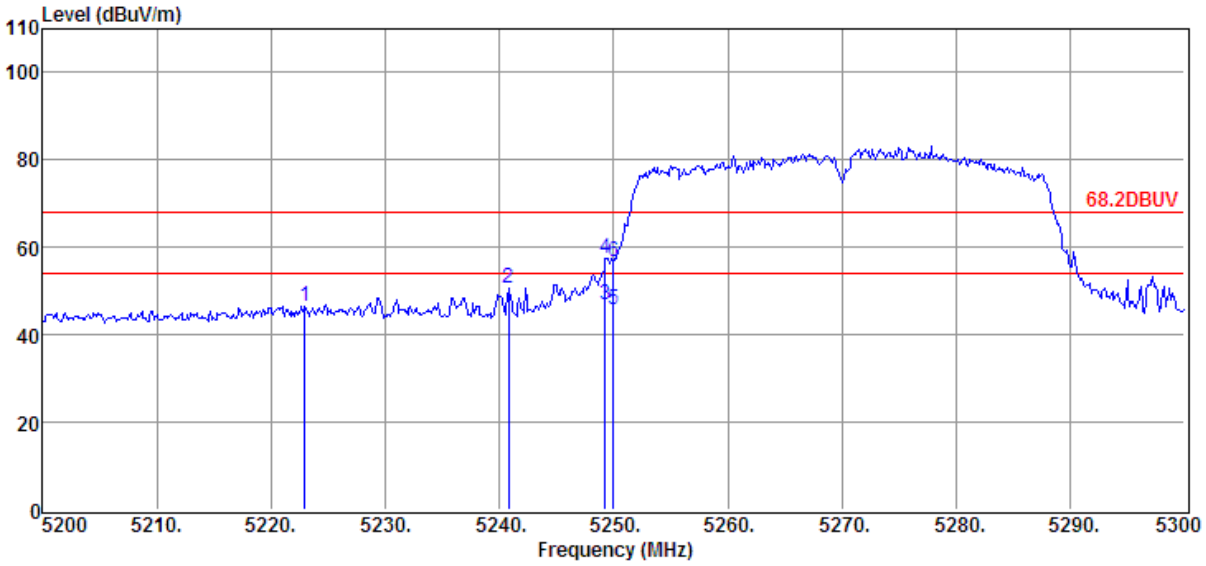


| Item (Mark) | Freq. (MHz) | Read Level (dBµV) | Antenna Factor (dB/m) | PRM Factor dB | Cable Loss dB | Result Level (dBµV/m) | Limit Line (dBµV/m) | Over Limit (dB) | Detector | Polarization |
|---|---|---|---|---|---|---|---|---|---|---|
| 1 | 5223.00 | 32.74 | 34.16 | 29.32 | 8.91 | 46.49 | 68.20 | -21.71 | Peak | HORIZONTAL |
| 2 | 5240.80 | 36.93 | 34.19 | 29.32 | 8.93 | 50.73 | 68.20 | -17.47 | Peak | HORIZONTAL |
| 3 | 5249.30 | 33.20 | 34.21 | 29.32 | 8.93 | 47.02 | 54.00 | -6.98 | Average | HORIZONTAL |
| 4 | 5249.30 | 43.58 | 34.21 | 29.32 | 8.93 | 57.40 | 68.20 | -10.80 | Peak | HORIZONTAL |
| 5 | 5250.00 | 32.01 | 34.21 | 29.32 | 8.93 | 45.83 | 54.00 | -8.17 | Average | HORIZONTAL |
| 6 | 5250.00 | 42.75 | 34.21 | 29.32 | 8.93 | 56.57 | 68.20 | -11.63 | Peak | HORIZONTAL |

Note: 1. Result Level = Read Level + Antenna Factor + Cable loss - PRM Factor.
2. If Peak Result complies with AV limit, AV Result is deemed to comply with AV limit.
3. Test setup: RBW: 1 MHz, VBW: 3 MHz, Sweep time: auto.


*This report shall not be reproduced except in full, without the written approval of UL Verification Services (Guangzhou) Co., Ltd, Song Shan Lake Branch.*

**Power Supply** : 3.8Vdc

**Test Mode** : TX MODE 11n 40 5310MHz

**Condition** : Temp:24.5'C,Humi:55%, Press:100.1kPa

**Antenna/Distance** : 2016 HF907/3m/HORIZONTAL

**Memo** :

Data: 53

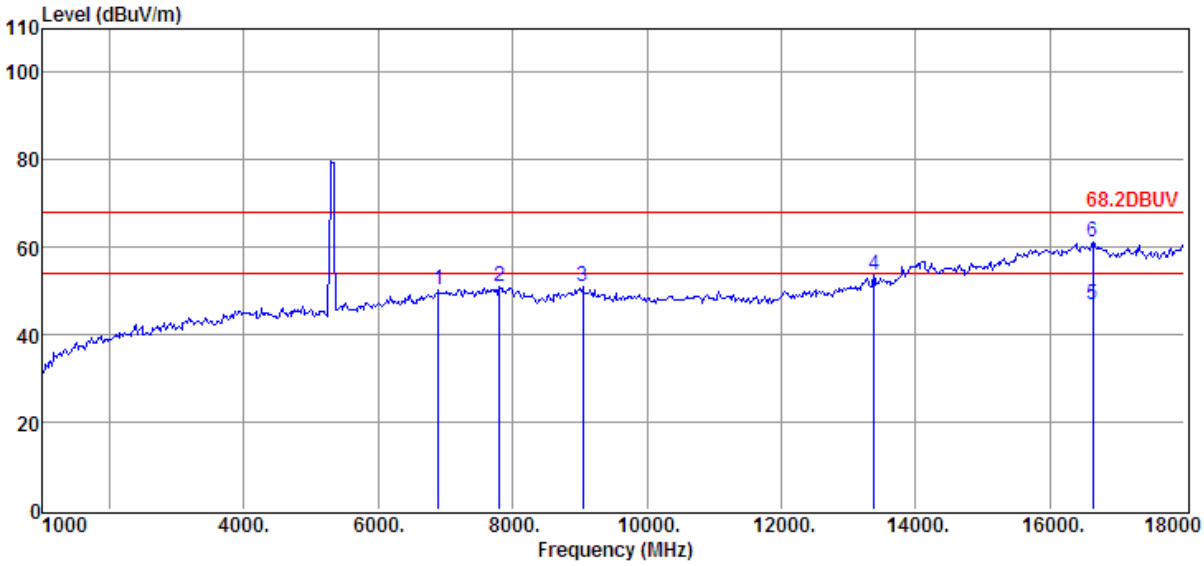


| Item (Mark) | Freq. (MHz) | Read Level (dBµV) | Antenna Factor (dB/m) | PRM Factor dB | Cable Loss dB | Result Level (dBµV/m) | Limit Line (dBµV/m) | Over Limit (dB) | Detector | Polarization |
|---|---|---|---|---|---|---|---|---|---|---|
| 1 | 6899.00 | 34.17 | 36.12 | 30.31 | 10.33 | 50.31 | 68.20 | -17.89 | Peak | HORIZONTAL |
| 2 | 7800.00 | 34.38 | 36.66 | 31.04 | 11.02 | 51.02 | 68.20 | -17.18 | Peak | HORIZONTAL |
| 3 | 9041.00 | 33.93 | 37.41 | 32.34 | 11.87 | 50.87 | 68.20 | -17.33 | Peak | HORIZONTAL |
| 4 | 13376.00 | 35.03 | 39.18 | 35.38 | 14.76 | 53.59 | 68.20 | -14.61 | Peak | HORIZONTAL |
| 5 | 16640.00 | 21.09 | 44.47 | 36.28 | 17.74 | 47.02 | 54.00 | -6.98 | Average | HORIZONTAL |
| 6 | 16640.00 | 35.48 | 44.47 | 36.28 | 17.74 | 61.41 | 68.20 | -6.79 | Peak | HORIZONTAL |

Note: 1. Result Level = Read Level + Antenna Factor + Cable loss - PRM Factor.
2. If Peak Result complies with AV limit, AV Result is deemed to comply with AV limit.
3. Test setup: RBW: 1 MHz, VBW: 3 MHz, Sweep time: auto.


*This report shall not be reproduced except in full, without the written approval of UL Verification Services (Guangzhou) Co., Ltd, Song Shan Lake Branch.*

**Power Supply** : 3.8Vdc

**Test Mode** : TX MODE 11n 40 5310MHz

**Condition** : Temp:24.5'C,Humi:55%, Press:100.1kPa

**Antenna/Distance** : 2016 HF907/3m/VERTICAL

**Memo** :

Data: 54

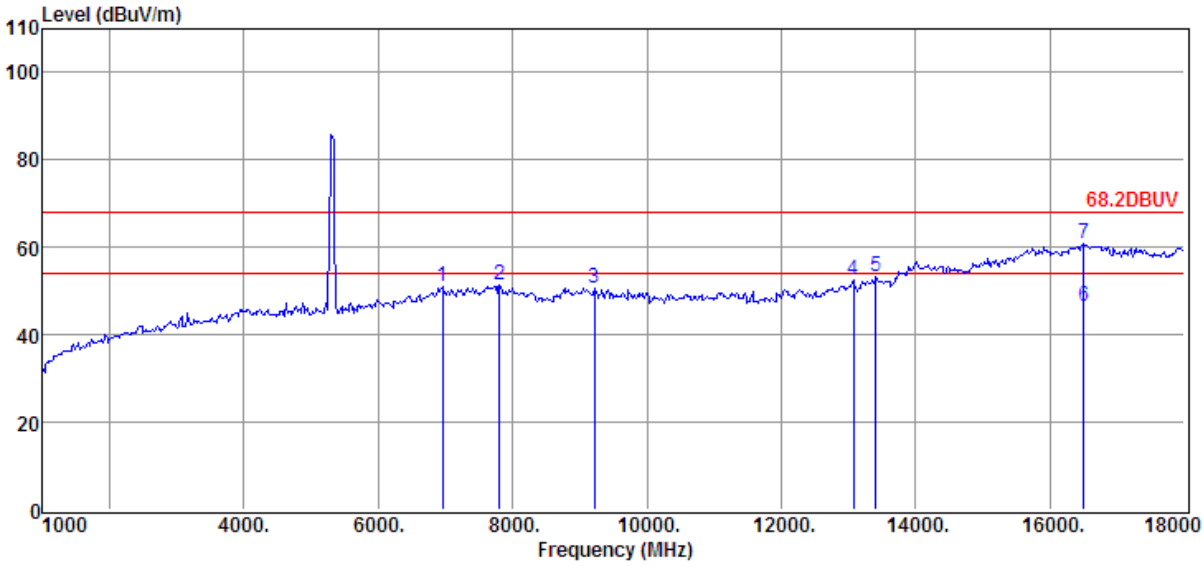


| Item (Mark) | Freq. (MHz) | Read Level (dBµV) | Antenna Factor (dB/m) | PRM Factor dB | Cable Loss dB | Result Level (dBµV/m) | Limit Line (dBµV/m) | Over Limit (dB) | Detector | Polarization |
|---|---|---|---|---|---|---|---|---|---|---|
| 1 | 6950.00 | 34.85 | 36.16 | 30.34 | 10.39 | 51.06 | 68.20 | -17.14 | Peak | VERTICAL |
| 2 | 7800.00 | 34.87 | 36.66 | 31.04 | 11.02 | 51.51 | 68.20 | -16.69 | Peak | VERTICAL |
| 3 | 9211.00 | 33.97 | 37.03 | 32.42 | 12.05 | 50.63 | 68.20 | -17.57 | Peak | VERTICAL |
| 4 | 13070.00 | 34.49 | 38.87 | 35.64 | 14.68 | 52.40 | 68.20 | -15.80 | Peak | VERTICAL |
| 5 | 13410.00 | 34.57 | 39.21 | 35.38 | 14.78 | 53.18 | 68.20 | -15.02 | Peak | VERTICAL |
| 6 | 16504.00 | 20.34 | 44.69 | 36.06 | 17.51 | 46.48 | 54.00 | -7.52 | Average | VERTICAL |
| 7 | 16504.00 | 34.72 | 44.69 | 36.06 | 17.51 | 60.86 | 68.20 | -7.34 | Peak | VERTICAL |

Note: 1. Result Level = Read Level + Antenna Factor + Cable loss - PRM Factor.
2. If Peak Result complies with AV limit, AV Result is deemed to comply with AV limit.
3. Test setup: RBW: 1 MHz, VBW: 3 MHz, Sweep time: auto.


*This report shall not be reproduced except in full, without the written approval of UL Verification Services (Guangzhou) Co., Ltd, Song Shan Lake Branch.*

**Power Supply** : 3.8Vdc

**Test Mode** : TX MODE 11n 40 5310MHz

**Condition** : Temp:24.5'C,Humi:55%, Press:100.1kPa

**Antenna/Distance** : 2016 HF907/3m/VERTICAL

**Memo** :

Data: 55

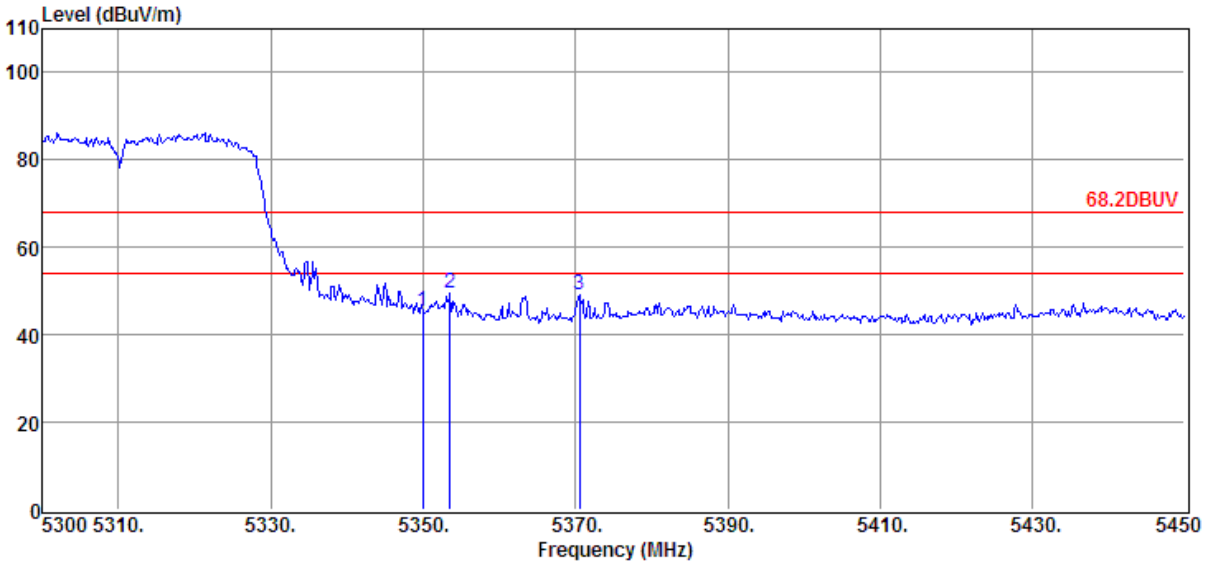


| Item (Mark) | Freq. (MHz) | Read Level (dBµV) | Antenna Factor (dB/m) | PRM Factor dB | Cable Loss dB | Result Level (dBµV/m) | Limit Line (dBµV/m) | Over Limit (dB) | Detector | Polarization |
|---|---|---|---|---|---|---|---|---|---|---|
| 1 | 5349.95 | 31.39 | 34.41 | 29.30 | 9.03 | 45.53 | 68.20 | -22.67 | Peak | VERTICAL |
| 2 | 5353.55 | 35.55 | 34.42 | 29.30 | 9.03 | 49.70 | 68.20 | -18.50 | Peak | VERTICAL |
| 3 | 5370.50 | 35.11 | 34.45 | 29.30 | 9.05 | 49.31 | 68.20 | -18.89 | Peak | VERTICAL |

Note: 1. Result Level = Read Level + Antenna Factor + Cable loss - PRM Factor.
2. If Peak Result complies with AV limit, AV Result is deemed to comply with AV limit.
3. Test setup: RBW: 1 MHz, VBW: 3 MHz, Sweep time: auto.


*This report shall not be reproduced except in full, without the written approval of UL Verification Services (Guangzhou) Co., Ltd, Song Shan Lake Branch.*

**Power Supply** : 3.8Vdc **Test Mode** : TX MODE 11n 40 5310MHz

**Condition** : Temp:24.5'C,Humi:55%, Press:100.1kPa **Antenna/Distance** : 2016 HF907/3m/HORIZONTAL

**Memo** :

Data: 56

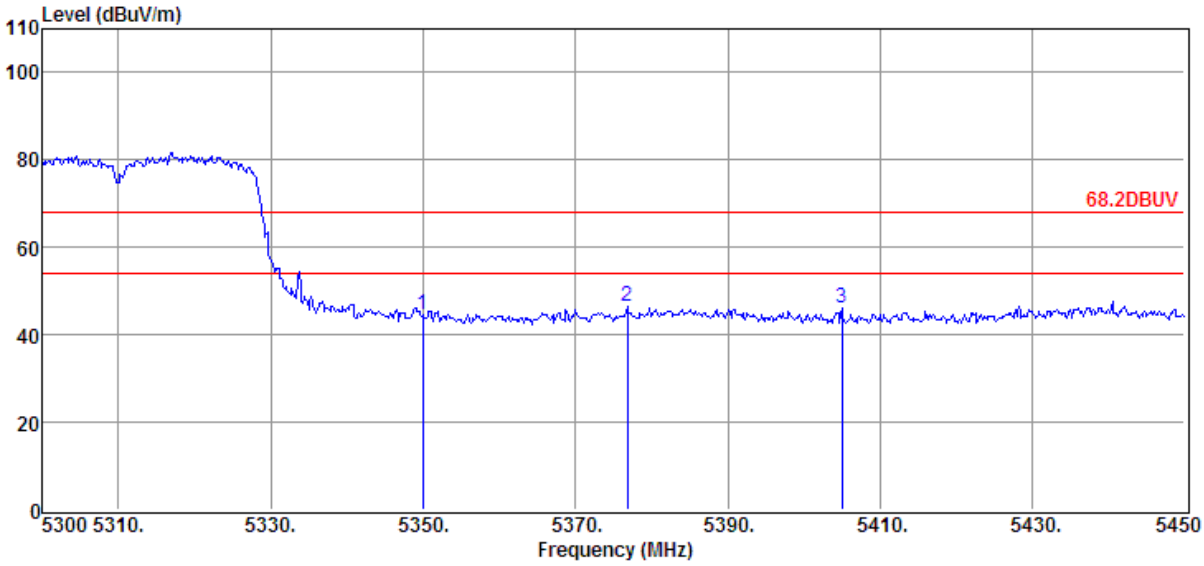


| Item (Mark) | Freq. (MHz) | Read Level (dBµV) | Antenna Factor (dB/m) | PRM Factor dB | Cable Loss dB | Result Level (dBµV/m) | Limit Line (dBµV/m) | Over Limit (dB) | Detector | Polarization |
|---|---|---|---|---|---|---|---|---|---|---|
| 1 | 5349.95 | 30.64 | 34.41 | 29.30 | 9.03 | 44.78 | 68.20 | -23.42 | Peak | HORIZONTAL |
| 2 | 5376.80 | 32.16 | 34.46 | 29.30 | 9.05 | 46.37 | 68.20 | -21.83 | Peak | HORIZONTAL |
| 3 | 5405.00 | 31.67 | 34.52 | 29.29 | 9.09 | 45.99 | 68.20 | -22.21 | Peak | HORIZONTAL |

Note: 1. Result Level = Read Level + Antenna Factor + Cable loss - PRM Factor.
2. If Peak Result complies with AV limit, AV Result is deemed to comply with AV limit.
3. Test setup: RBW: 1 MHz, VBW: 3 MHz, Sweep time: auto.


*This report shall not be reproduced except in full, without the written approval of UL Verification Services (Guangzhou) Co., Ltd, Song Shan Lake Branch.*

**Power Supply** : 3.8Vdc

**Test Mode** : TX MODE 11n 40 5510MHz

**Condition** : Temp:24.5'C,Humi:55%, Press:100.1kPa

**Antenna/Distance** : 2016 HF907/3m/HORIZONTAL

**Memo** :

Data: 57

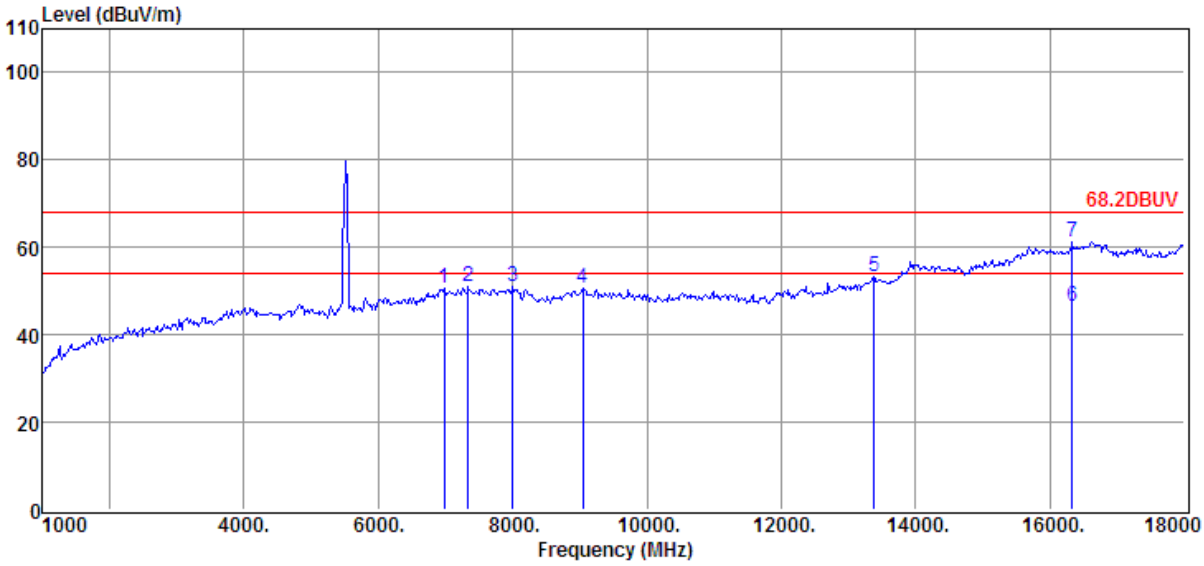


| Item (Mark) | Freq. (MHz) | Read Level (dBµV) | Antenna Factor (dB/m) | PRM Factor dB | Cable Loss dB | Result Level (dBµV/m) | Limit Line (dBµV/m) | Over Limit (dB) | Detector | Polarization |
|---|---|---|---|---|---|---|---|---|---|---|
| 1 | 6984.00 | 34.26 | 36.19 | 30.38 | 10.40 | 50.47 | 68.20 | -17.73 | Peak | HORIZONTAL |
| 2 | 7341.00 | 34.35 | 36.48 | 30.59 | 10.72 | 50.96 | 68.20 | -17.24 | Peak | HORIZONTAL |
| 3 | 8004.00 | 34.38 | 36.69 | 31.13 | 11.13 | 51.07 | 68.20 | -17.13 | Peak | HORIZONTAL |
| 4 | 9041.00 | 33.65 | 37.41 | 32.34 | 11.87 | 50.59 | 68.20 | -17.61 | Peak | HORIZONTAL |
| 5 | 13376.00 | 34.86 | 39.18 | 35.38 | 14.76 | 53.42 | 68.20 | -14.78 | Peak | HORIZONTAL |
| 6 | 16334.00 | 20.64 | 44.44 | 35.86 | 17.35 | 46.57 | 54.00 | -7.43 | Average | HORIZONTAL |
| 7 | 16334.00 | 35.42 | 44.44 | 35.86 | 17.35 | 61.35 | 68.20 | -6.85 | Peak | HORIZONTAL |

Note: 1. Result Level = Read Level + Antenna Factor + Cable loss - PRM Factor.
2. If Peak Result complies with AV limit, AV Result is deemed to comply with AV limit.
3. Test setup: RBW: 1 MHz, VBW: 3 MHz, Sweep time: auto.


*This report shall not be reproduced except in full, without the written approval of UL Verification Services (Guangzhou) Co., Ltd, Song Shan Lake Branch.*

**Power Supply** : 3.8Vdc

**Test Mode** : TX MODE 11n 40 5510MHz

**Condition** : Temp:24.5'C,Humi:55%, Press:100.1kPa

**Antenna/Distance** : 2016 HF907/3m/VERTICAL

**Memo** :

Data: 58

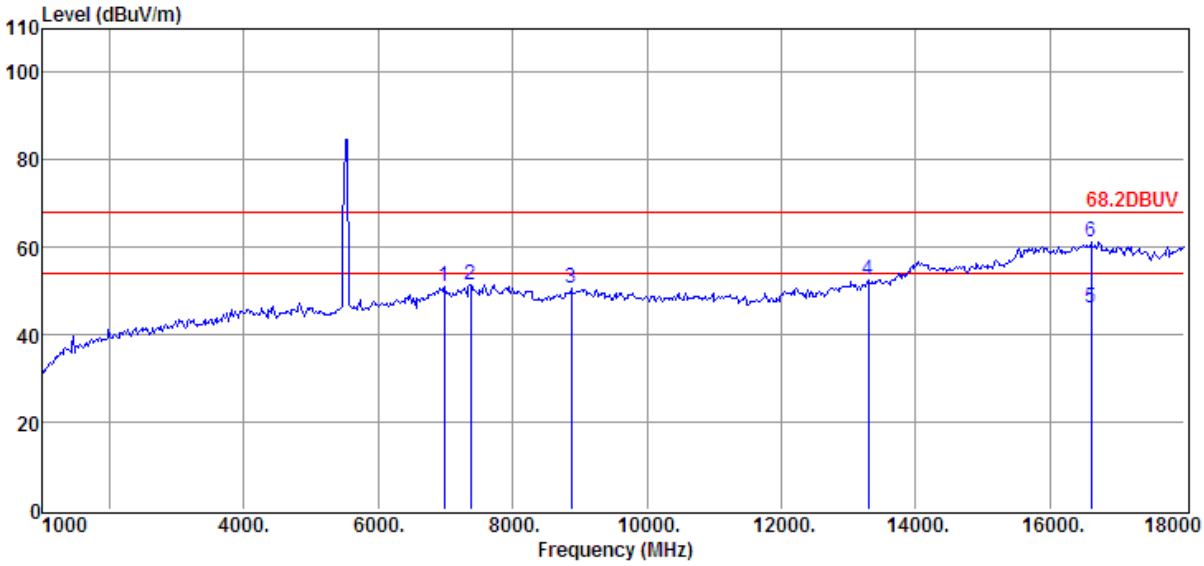


| Item (Mark) | Freq. (MHz) | Read Level (dBµV) | Antenna Factor (dB/m) | PRM Factor dB | Cable Loss dB | Result Level (dBµV/m) | Limit Line (dBµV/m) | Over Limit (dB) | Detector | Polarization |
|---|---|---|---|---|---|---|---|---|---|---|
| 1 | 6984.00 | 34.92 | 36.19 | 30.38 | 10.40 | 51.13 | 68.20 | -17.07 | Peak | VERTICAL |
| 2 | 7375.00 | 34.75 | 36.50 | 30.65 | 10.75 | 51.35 | 68.20 | -16.85 | Peak | VERTICAL |
| 3 | 8871.00 | 34.06 | 36.94 | 32.22 | 11.77 | 50.55 | 68.20 | -17.65 | Peak | VERTICAL |
| 4 | 13291.00 | 34.17 | 39.09 | 35.47 | 14.74 | 52.53 | 68.20 | -15.67 | Peak | VERTICAL |
| 5 | 16606.00 | 20.14 | 44.53 | 36.21 | 17.71 | 46.17 | 54.00 | -7.83 | Average | VERTICAL |
| 6 | 16606.00 | 35.27 | 44.53 | 36.21 | 17.71 | 61.30 | 68.20 | -6.90 | Peak | VERTICAL |

Note: 1. Result Level = Read Level + Antenna Factor + Cable loss - PRM Factor.
2. If Peak Result complies with AV limit, AV Result is deemed to comply with AV limit.
3. Test setup: RBW: 1 MHz, VBW: 3 MHz, Sweep time: auto.


*This report shall not be reproduced except in full, without the written approval of UL Verification Services (Guangzhou) Co., Ltd, Song Shan Lake Branch.*

**Power Supply** : 3.8Vdc

**Test Mode** : TX MODE 11n 40 5510MHz

**Condition** : Temp:24.5'C,Humi:55%, Press:100.1kPa

**Antenna/Distance** : 2016 HF907/3m/VERTICAL

**Memo** :

Data: 59

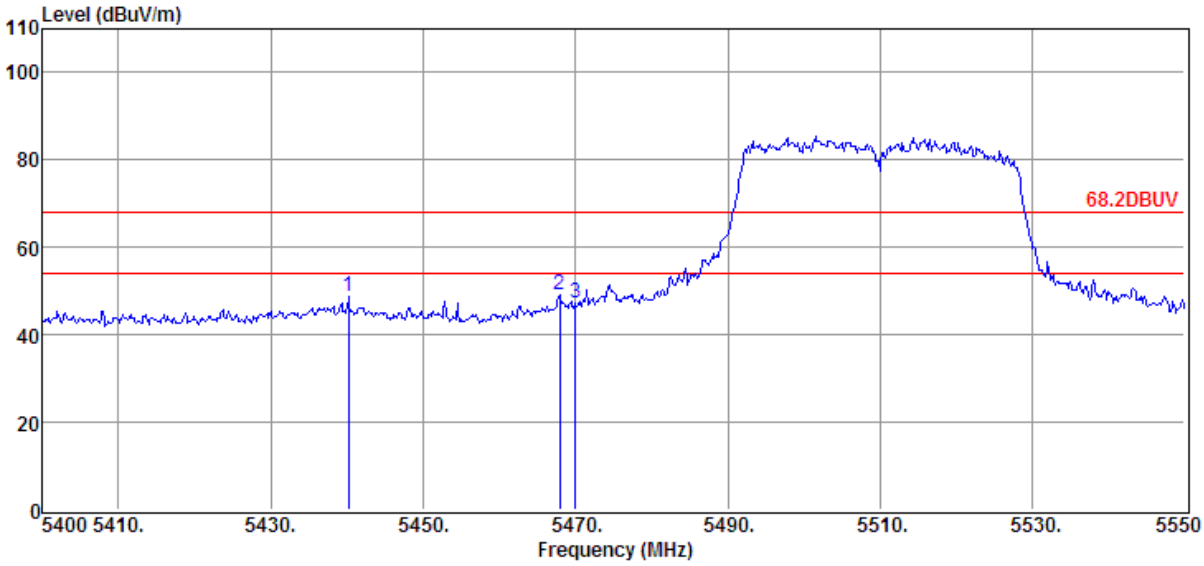


| Item (Mark) | Freq. (MHz) | Read Level (dBµV) | Antenna Factor (dB/m) | PRM Factor dB | Cable Loss dB | Result Level (dBµV/m) | Limit Line (dBµV/m) | Over Limit (dB) | Detector | Polarization |
|---|---|---|---|---|---|---|---|---|---|---|
| 1 | 5440.20 | 34.25 | 34.59 | 29.28 | 9.14 | 48.70 | 68.20 | -19.50 | Peak | VERTICAL |
| 2 | 5467.95 | 34.59 | 34.64 | 29.27 | 9.16 | 49.12 | 68.20 | -19.08 | Peak | VERTICAL |
| 3 | 5470.05 | 32.73 | 34.64 | 29.27 | 9.16 | 47.26 | 68.20 | -20.94 | Peak | VERTICAL |

Note: 1. Result Level = Read Level + Antenna Factor + Cable loss - PRM Factor.
2. If Peak Result complies with AV limit, AV Result is deemed to comply with AV limit.
3. Test setup: RBW: 1 MHz, VBW: 3 MHz, Sweep time: auto.


*This report shall not be reproduced except in full, without the written approval of UL Verification Services (Guangzhou) Co., Ltd, Song Shan Lake Branch.*

**Power Supply** : 3.8Vdc

**Test Mode** : TX MODE 11n 40 5510MHz

**Condition** : Temp:24.5'C,Humi:55%, Press:100.1kPa

**Antenna/Distance** : 2016 HF907/3m/HORIZONTAL

**Memo** :

Data: 60

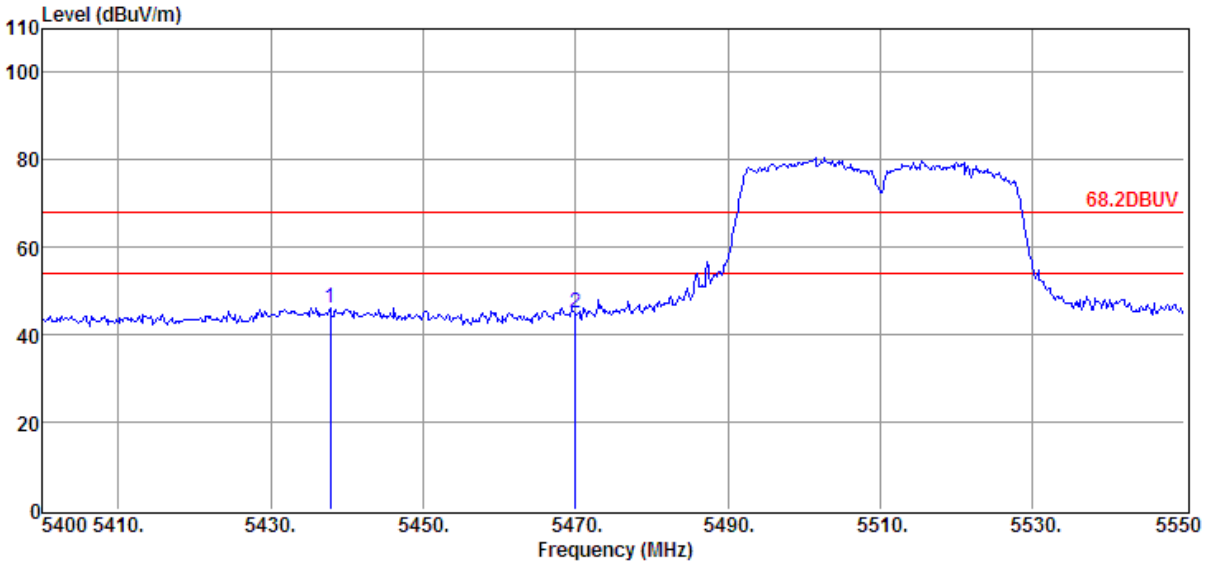


| Item (Mark) | Freq. (MHz) | Read Level (dBµV) | Antenna Factor (dB/m) | PRM Factor dB | Cable Loss dB | Result Level (dBµV/m) | Limit Line (dBµV/m) | Over Limit (dB) | Detector | Polarization |
|---|---|---|---|---|---|---|---|---|---|---|
| 1 | 5437.80 | 31.76 | 34.58 | 29.28 | 9.14 | 46.20 | 68.20 | -22.00 | Peak | HORIZONTAL |
| 2 | 5470.05 | 30.30 | 34.64 | 29.27 | 9.16 | 44.83 | 68.20 | -23.37 | Peak | HORIZONTAL |

Note: 1. Result Level = Read Level + Antenna Factor + Cable loss - PRM Factor.
2. If Peak Result complies with AV limit, AV Result is deemed to comply with AV limit.
3. Test setup: RBW: 1 MHz, VBW: 3 MHz, Sweep time: auto.


*This report shall not be reproduced except in full, without the written approval of UL Verification Services (Guangzhou) Co., Ltd, Song Shan Lake Branch.*

**Power Supply** : 3.8Vdc

**Test Mode** : TX MODE 11n 40 5550MHz

**Condition** : Temp:24.5'C,Humi:55%, Press:100.1kPa

**Antenna/Distance** : 2016 HF907/3m/HORIZONTAL

**Memo** :

Data: 61

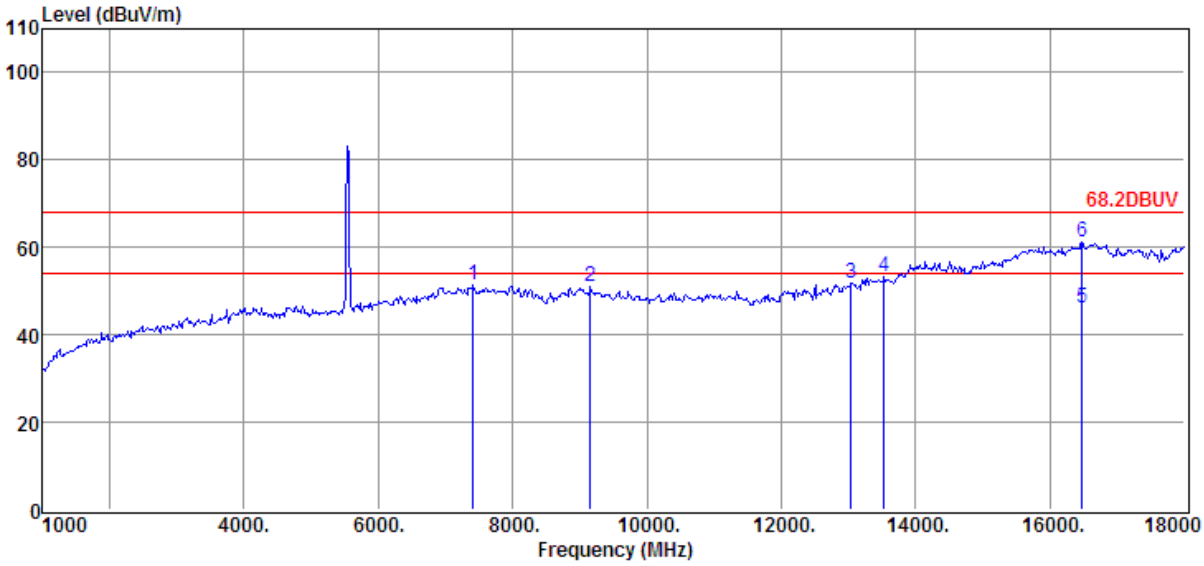


| Item (Mark) | Freq. (MHz) | Read Level (dBµV) | Antenna Factor (dB/m) | PRM Factor dB | Cable Loss dB | Result Level (dBµV/m) | Limit Line (dBµV/m) | Over Limit (dB) | Detector | Polarization |
|---|---|---|---|---|---|---|---|---|---|---|
| 1 | 7409.00 | 34.70 | 36.53 | 30.67 | 10.78 | 51.34 | 68.20 | -16.86 | Peak | HORIZONTAL |
| 2 | 9160.00 | 34.29 | 37.14 | 32.39 | 12.01 | 51.05 | 68.20 | -17.15 | Peak | HORIZONTAL |
| 3 | 13036.00 | 34.11 | 38.84 | 35.67 | 14.68 | 51.96 | 68.20 | -16.24 | Peak | HORIZONTAL |
| 4 | 13529.00 | 34.21 | 39.33 | 35.17 | 14.81 | 53.18 | 68.20 | -15.02 | Peak | HORIZONTAL |
| 5 | 16470.00 | 20.15 | 44.65 | 35.99 | 17.46 | 46.27 | 54.00 | -7.73 | Average | HORIZONTAL |
| 6 | 16470.00 | 34.93 | 44.65 | 35.99 | 17.46 | 61.05 | 68.20 | -7.15 | Peak | HORIZONTAL |

Note: 1. Result Level = Read Level + Antenna Factor + Cable loss - PRM Factor.
2. If Peak Result complies with AV limit, AV Result is deemed to comply with AV limit.
3. Test setup: RBW: 1 MHz, VBW: 3 MHz, Sweep time: auto.


*This report shall not be reproduced except in full, without the written approval of UL Verification Services (Guangzhou) Co., Ltd, Song Shan Lake Branch.*

**Power Supply** : 3.8Vdc

**Test Mode** : TX MODE 11n 40 5550MHz

**Condition** : Temp:24.5'C,Humi:55%, Press:100.1kPa

**Antenna/Distance** : 2016 HF907/3m/VERTICAL

**Memo** :

Data: 62

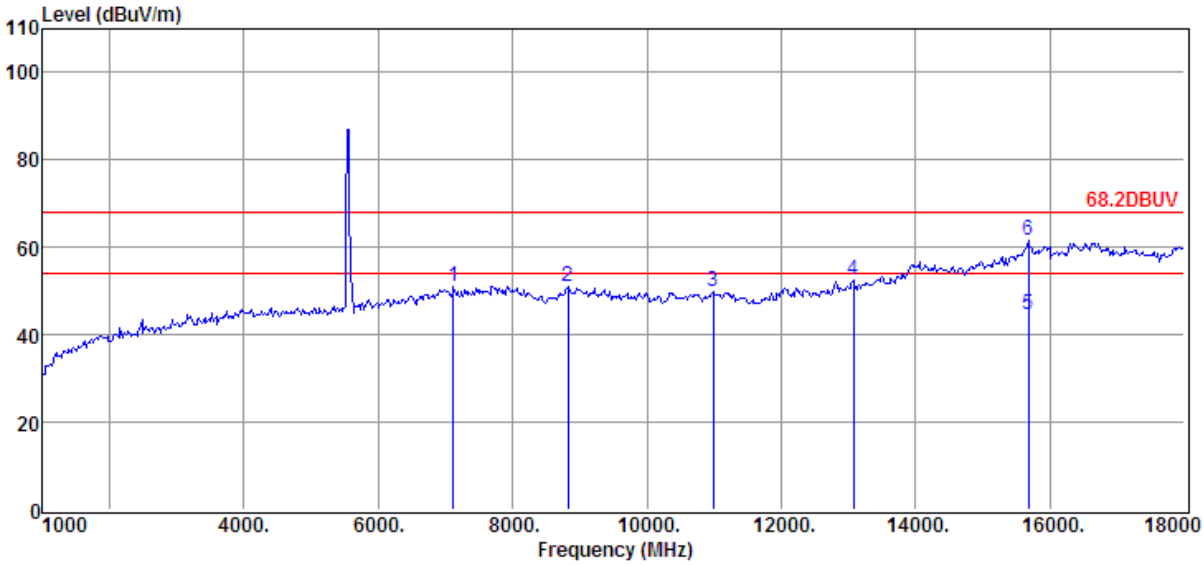


| Item (Mark) | Freq. (MHz) | Read Level (dBµV) | Antenna Factor (dB/m) | PRM Factor dB | Cable Loss dB | Result Level (dBµV/m) | Limit Line (dBµV/m) | Over Limit (dB) | Detector | Polarization |
|---|---|---|---|---|---|---|---|---|---|---|
| 1 | 7120.00 | 34.81 | 36.30 | 30.44 | 10.55 | 51.22 | 68.20 | -16.98 | Peak | VERTICAL |
| 2 | 8820.00 | 34.81 | 36.72 | 32.18 | 11.75 | 51.10 | 68.20 | -17.10 | Peak | VERTICAL |
| 3 | 10979.00 | 32.49 | 37.74 | 33.92 | 13.45 | 49.76 | 68.20 | -18.44 | Peak | VERTICAL |
| 4 | 13070.00 | 34.75 | 38.87 | 35.64 | 14.68 | 52.66 | 68.20 | -15.54 | Peak | VERTICAL |
| 5 | 15671.00 | 20.36 | 43.31 | 35.60 | 16.69 | 44.76 | 54.00 | -9.24 | Average | VERTICAL |
| 6 | 15671.00 | 37.33 | 43.31 | 35.60 | 16.69 | 61.73 | 68.20 | -6.47 | Peak | VERTICAL |

Note: 1. Result Level = Read Level + Antenna Factor + Cable loss - PRM Factor.
2. If Peak Result complies with AV limit, AV Result is deemed to comply with AV limit.
3. Test setup: RBW: 1 MHz, VBW: 3 MHz, Sweep time: auto.


*This report shall not be reproduced except in full, without the written approval of UL Verification Services (Guangzhou) Co., Ltd, Song Shan Lake Branch.*

**Power Supply** : 3.8Vdc

**Test Mode** : TX MODE 11n 40 5670MHz

**Condition** : Temp:24.5'C,Humi:55%, Press:100.1kPa

**Antenna/Distance** : 2016 HF907/3m/VERTICAL

**Memo** :

Data: 63

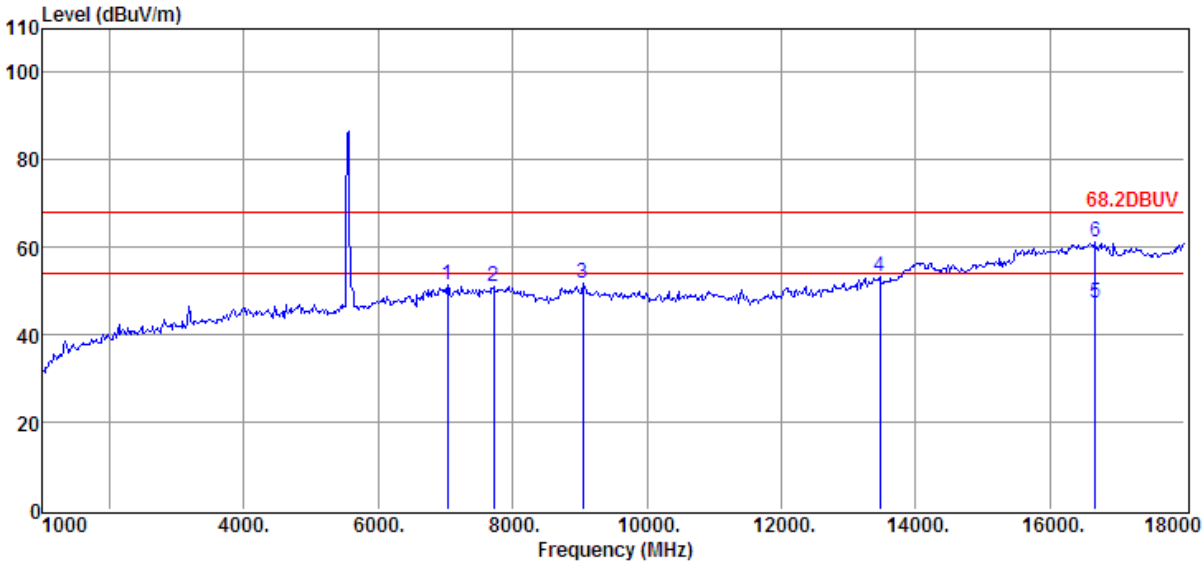


| Item (Mark) | Freq. (MHz) | Read Level (dBµV) | Antenna Factor (dB/m) | PRM Factor dB | Cable Loss dB | Result Level (dBµV/m) | Limit Line (dBµV/m) | Over Limit (dB) | Detector | Polarization |
|---|---|---|---|---|---|---|---|---|---|---|
| 1 | 7035.00 | 34.99 | 36.23 | 30.40 | 10.47 | 51.29 | 68.20 | -16.91 | Peak | VERTICAL |
| 2 | 7715.00 | 34.42 | 36.64 | 30.99 | 10.98 | 51.05 | 68.20 | -17.15 | Peak | VERTICAL |
| 3 | 9041.00 | 34.86 | 37.41 | 32.34 | 11.87 | 51.80 | 68.20 | -16.40 | Peak | VERTICAL |
| 4 | 13461.00 | 34.30 | 39.26 | 35.22 | 14.79 | 53.13 | 68.20 | -15.07 | Peak | VERTICAL |
| 5 | 16674.00 | 21.09 | 44.42 | 36.28 | 17.84 | 47.07 | 54.00 | -6.93 | Average | VERTICAL |
| 6 | 16674.00 | 35.28 | 44.42 | 36.28 | 17.84 | 61.26 | 68.20 | -6.94 | Peak | VERTICAL |

Note: 1. Result Level = Read Level + Antenna Factor + Cable loss - PRM Factor.
2. If Peak Result complies with AV limit, AV Result is deemed to comply with AV limit.
3. Test setup: RBW: 1 MHz, VBW: 3 MHz, Sweep time: auto.


*This report shall not be reproduced except in full, without the written approval of UL Verification Services (Guangzhou) Co., Ltd, Song Shan Lake Branch.*

**Power Supply** : 3.8Vdc

**Test Mode** : TX MODE 11n 40 5670MHz

**Condition** : Temp:24.5'C,Humi:55%, Press:100.1kPa

**Antenna/Distance** : 2016 HF907/3m/HORIZONTAL

**Memo** :

Data: 64

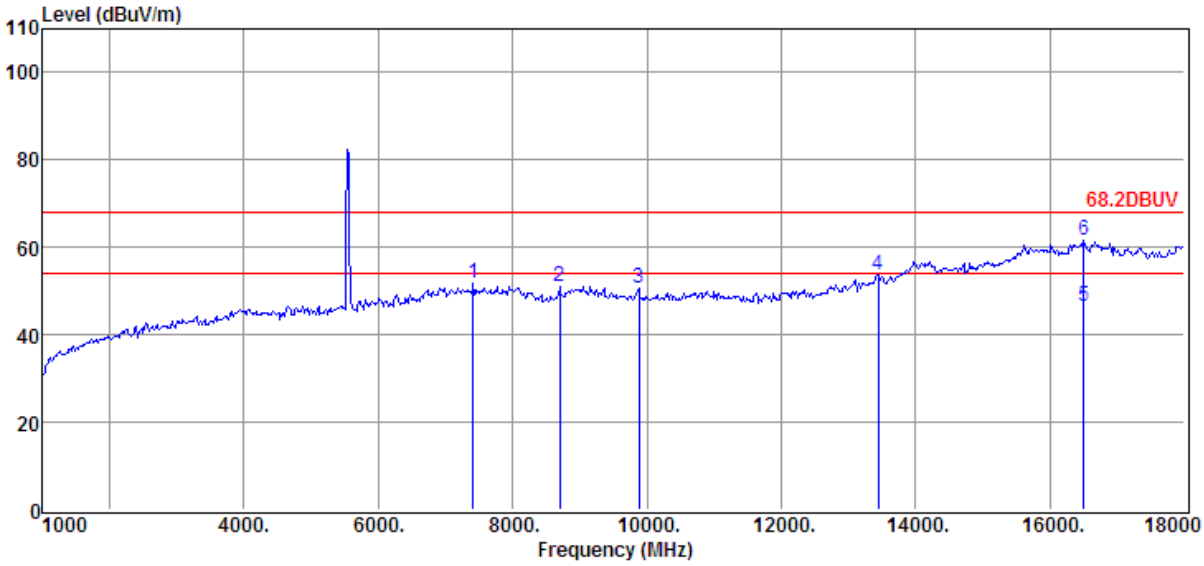


| Item (Mark) | Freq. (MHz) | Read Level (dBµV) | Antenna Factor (dB/m) | PRM Factor dB | Cable Loss dB | Result Level (dBµV/m) | Limit Line (dBµV/m) | Over Limit (dB) | Detector | Polarization |
|---|---|---|---|---|---|---|---|---|---|---|
| 1 | 7409.00 | 35.17 | 36.53 | 30.67 | 10.78 | 51.81 | 68.20 | -16.39 | Peak | HORIZONTAL |
| 2 | 8701.00 | 35.23 | 36.20 | 32.04 | 11.71 | 51.10 | 68.20 | -17.10 | Peak | HORIZONTAL |
| 3 | 9874.00 | 34.29 | 36.78 | 32.87 | 12.42 | 50.62 | 68.20 | -17.58 | Peak | HORIZONTAL |
| 4 | 13444.00 | 34.95 | 39.24 | 35.28 | 14.78 | 53.69 | 68.20 | -14.51 | Peak | HORIZONTAL |
| 5 | 16504.00 | 20.36 | 44.69 | 36.06 | 17.51 | 46.50 | 54.00 | -7.50 | Average | HORIZONTAL |
| 6 | 16504.00 | 35.50 | 44.69 | 36.06 | 17.51 | 61.64 | 68.20 | -6.56 | Peak | HORIZONTAL |

Note: 1. Result Level = Read Level + Antenna Factor + Cable loss - PRM Factor.
2. If Peak Result complies with AV limit, AV Result is deemed to comply with AV limit.
3. Test setup: RBW: 1 MHz, VBW: 3 MHz, Sweep time: auto.


*This report shall not be reproduced except in full, without the written approval of UL Verification Services (Guangzhou) Co., Ltd, Song Shan Lake Branch.*

**Power Supply** : 3.8Vdc

**Test Mode** : TX MODE 11n 40 5670MHz

**Condition** : Temp:24.5'C,Humi:55%, Press:100.1kPa

**Antenna/Distance** : 2016 HF907/3m/HORIZONTAL

**Memo** :

Data: 65

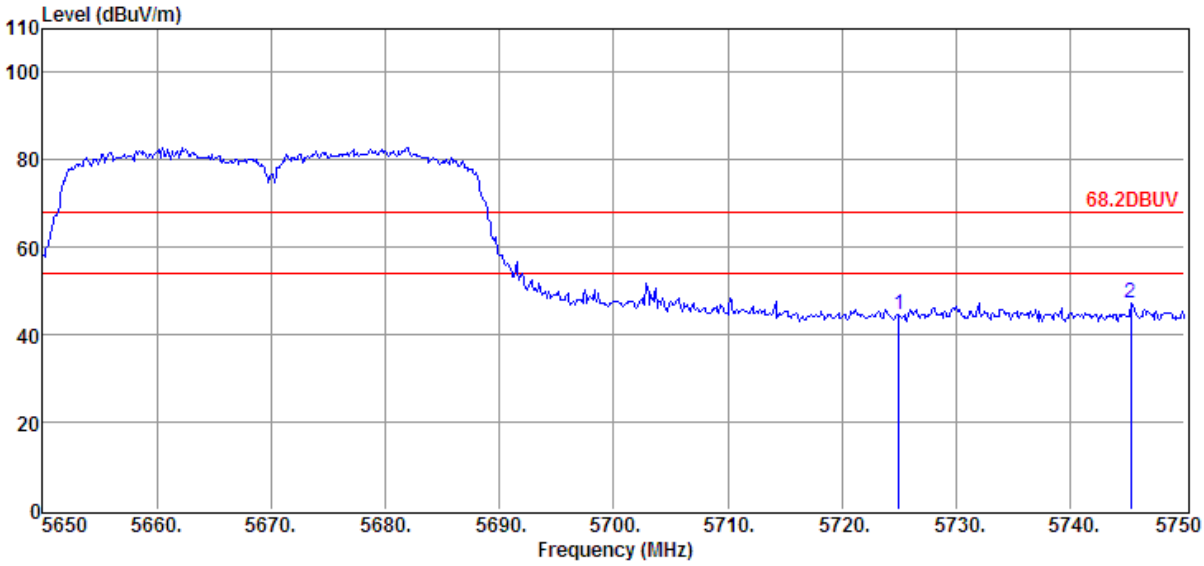


| Item (Mark) | Freq. (MHz) | Read Level (dBµV) | Antenna Factor (dB/m) | PRM Factor dB | Cable Loss dB | Result Level (dBµV/m) | Limit Line (dBµV/m) | Over Limit (dB) | Detector | Polarization |
|---|---|---|---|---|---|---|---|---|---|---|
| 1 | 5725.00 | 29.60 | 34.84 | 29.22 | 9.41 | 44.63 | 68.20 | -23.57 | Peak | HORIZONTAL |
| 2 | 5745.30 | 32.23 | 34.85 | 29.21 | 9.43 | 47.30 | 68.20 | -20.90 | Peak | HORIZONTAL |

Note: 1. Result Level = Read Level + Antenna Factor + Cable loss - PRM Factor.
2. If Peak Result complies with AV limit, AV Result is deemed to comply with AV limit.
3. Test setup: RBW: 1 MHz, VBW: 3 MHz, Sweep time: auto.


*This report shall not be reproduced except in full, without the written approval of UL Verification Services (Guangzhou) Co., Ltd, Song Shan Lake Branch.*

**Power Supply** : 3.8Vdc

**Test Mode** : TX MODE 11n 40 5670MHz

**Condition** : Temp:24.5'C,Humi:55%, Press:100.1kPa

**Antenna/Distance** : 2016 HF907/3m/VERTICAL

**Memo** :

Data: 66

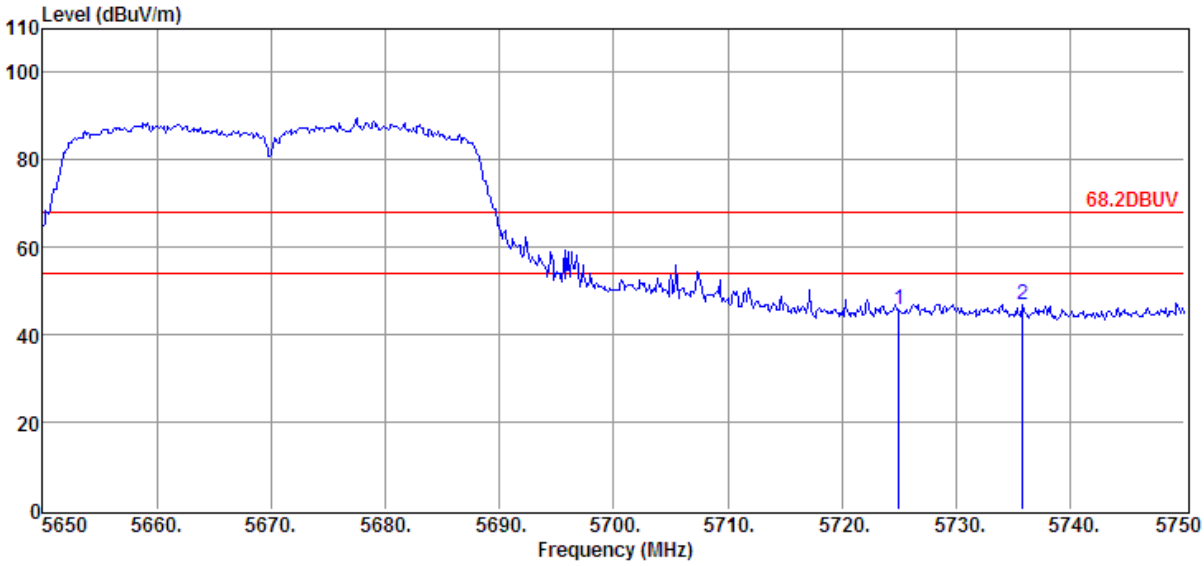


| Item (Mark) | Freq. (MHz) | Read Level (dBµV) | Antenna Factor (dB/m) | PRM Factor dB | Cable Loss dB | Result Level (dBµV/m) | Limit Line (dBµV/m) | Over Limit (dB) | Detector | Polarization |
|---|---|---|---|---|---|---|---|---|---|---|
| 1 | 5725.00 | 30.72 | 34.84 | 29.22 | 9.41 | 45.75 | 68.20 | -22.45 | Peak | VERTICAL |
| 2 | 5735.80 | 31.66 | 34.84 | 29.21 | 9.43 | 46.72 | 68.20 | -21.48 | Peak | VERTICAL |

Note: 1. Result Level = Read Level + Antenna Factor + Cable loss - PRM Factor.
2. If Peak Result complies with AV limit, AV Result is deemed to comply with AV limit.
3. Test setup: RBW: 1 MHz, VBW: 3 MHz, Sweep time: auto.


*This report shall not be reproduced except in full, without the written approval of UL Verification Services (Guangzhou) Co., Ltd, Song Shan Lake Branch.*

**Power Supply** : 3.8Vdc

**Test Mode** : TX MODE 11n 40 5755MHz

**Condition** : Temp:24.5'C,Humi:55%, Press:100.1kPa

**Antenna/Distance** : 2016 HF907/3m/VERTICAL

**Memo** :

Data: 67

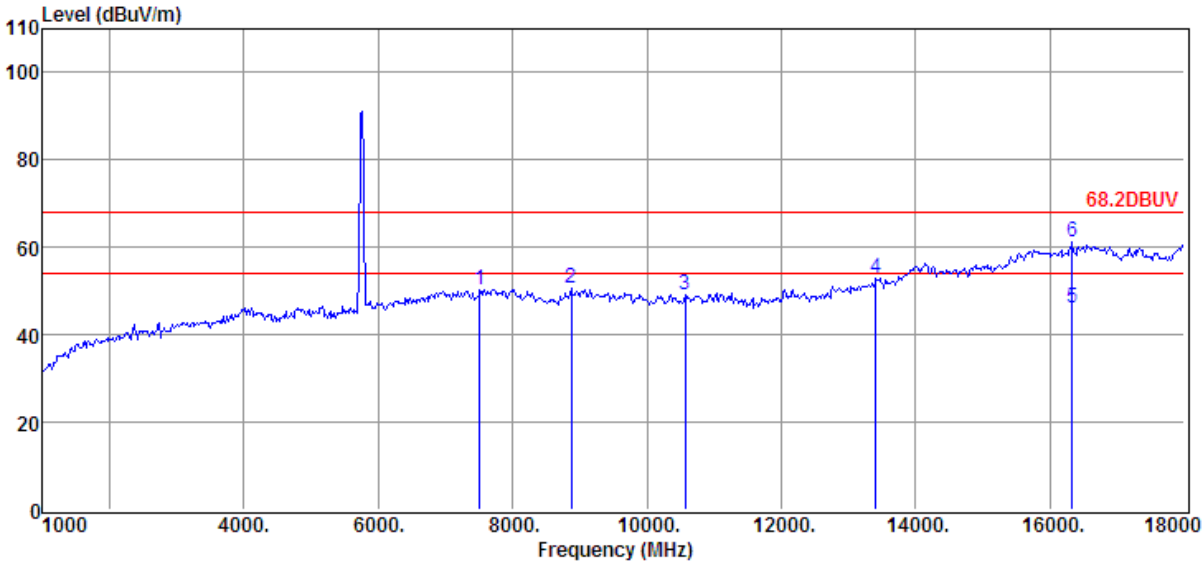


| Item (Mark) | Freq. (MHz) | Read Level (dBµV) | Antenna Factor (dB/m) | PRM Factor dB | Cable Loss dB | Result Level (dBµV/m) | Limit Line (dBµV/m) | Over Limit (dB) | Detector | Polarization |
|---|---|---|---|---|---|---|---|---|---|---|
| 1 | 7511.00 | 33.70 | 36.60 | 30.78 | 10.87 | 50.39 | 68.20 | -17.81 | Peak | VERTICAL |
| 2 | 8871.00 | 34.07 | 36.94 | 32.22 | 11.77 | 50.56 | 68.20 | -17.64 | Peak | VERTICAL |
| 3 | 10571.00 | 33.16 | 36.60 | 33.33 | 12.80 | 49.23 | 68.20 | -18.97 | Peak | VERTICAL |
| 4 | 13410.00 | 34.36 | 39.21 | 35.38 | 14.78 | 52.97 | 68.20 | -15.23 | Peak | VERTICAL |
| 5 | 16334.00 | 20.31 | 44.44 | 35.86 | 17.35 | 46.24 | 54.00 | -7.76 | Average | VERTICAL |
| 6 | 16334.00 | 35.14 | 44.44 | 35.86 | 17.35 | 61.07 | 68.20 | -7.13 | Peak | VERTICAL |

Note: 1. Result Level = Read Level + Antenna Factor + Cable loss - PRM Factor.
2. If Peak Result complies with AV limit, AV Result is deemed to comply with AV limit.
3. Test setup: RBW: 1 MHz, VBW: 3 MHz, Sweep time: auto.


*This report shall not be reproduced except in full, without the written approval of UL Verification Services (Guangzhou) Co., Ltd, Song Shan Lake Branch.*

**Power Supply** : 3.8Vdc

**Test Mode** : TX MODE 11n 40 5755MHz

**Condition** : Temp:24.5'C,Humi:55%, Press:100.1kPa

**Antenna/Distance** : 2016 HF907/3m/HORIZONTAL

**Memo** :

Data: 68

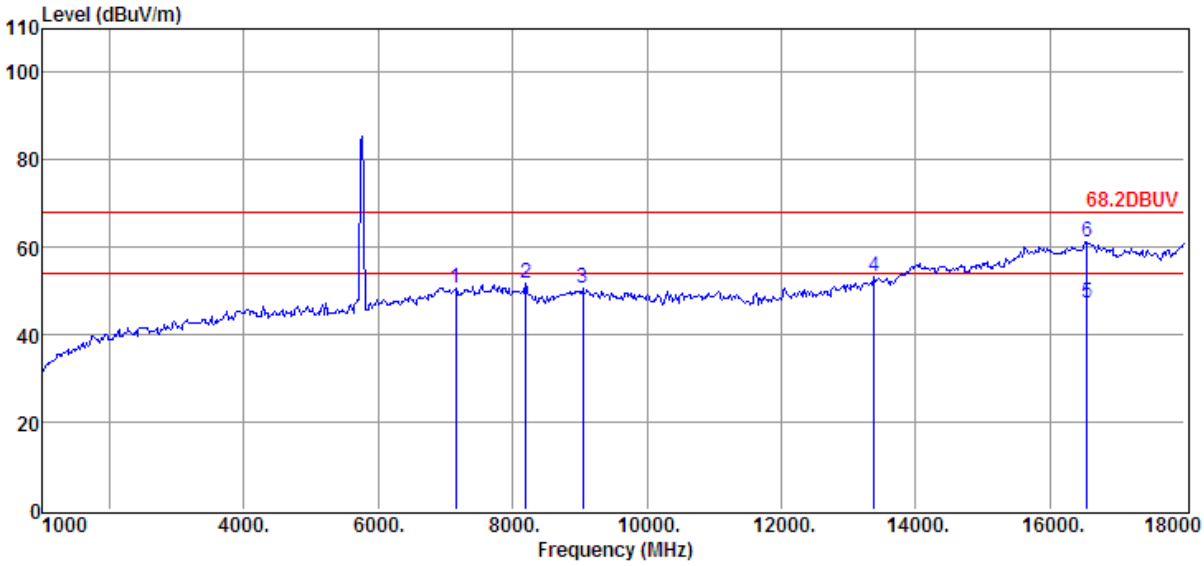


| Item (Mark) | Freq. (MHz) | Read Level (dBµV) | Antenna Factor (dB/m) | PRM Factor dB | Cable Loss dB | Result Level (dBµV/m) | Limit Line (dBµV/m) | Over Limit (dB) | Detector | Polarization |
|---|---|---|---|---|---|---|---|---|---|---|
| 1 | 7154.00 | 34.35 | 36.33 | 30.45 | 10.56 | 50.79 | 68.20 | -17.41 | Peak | HORIZONTAL |
| 2 | 8191.00 | 35.45 | 36.16 | 31.29 | 11.33 | 51.65 | 68.20 | -16.55 | Peak | HORIZONTAL |
| 3 | 9041.00 | 33.77 | 37.41 | 32.34 | 11.87 | 50.71 | 68.20 | -17.49 | Peak | HORIZONTAL |
| 4 | 13376.00 | 34.68 | 39.18 | 35.38 | 14.76 | 53.24 | 68.20 | -14.96 | Peak | HORIZONTAL |
| 5 | 16555.00 | 21.09 | 44.61 | 36.14 | 17.61 | 47.17 | 54.00 | -6.83 | Average | HORIZONTAL |
| 6 | 16555.00 | 35.16 | 44.61 | 36.14 | 17.61 | 61.24 | 68.20 | -6.96 | Peak | HORIZONTAL |

Note: 1. Result Level = Read Level + Antenna Factor + Cable loss - PRM Factor.
2. If Peak Result complies with AV limit, AV Result is deemed to comply with AV limit.
3. Test setup: RBW: 1 MHz, VBW: 3 MHz, Sweep time: auto.


*This report shall not be reproduced except in full, without the written approval of UL Verification Services (Guangzhou) Co., Ltd, Song Shan Lake Branch.*

**Power Supply** : 3.8Vdc

**Test Mode** : TX MODE 11n 40 5755MHz

**Condition** : Temp:24.5'C,Humi:55%, Press:100.1kPa

**Antenna/Distance** : 2016 HF907/3m/HORIZONTAL

**Memo** :

Data: 69

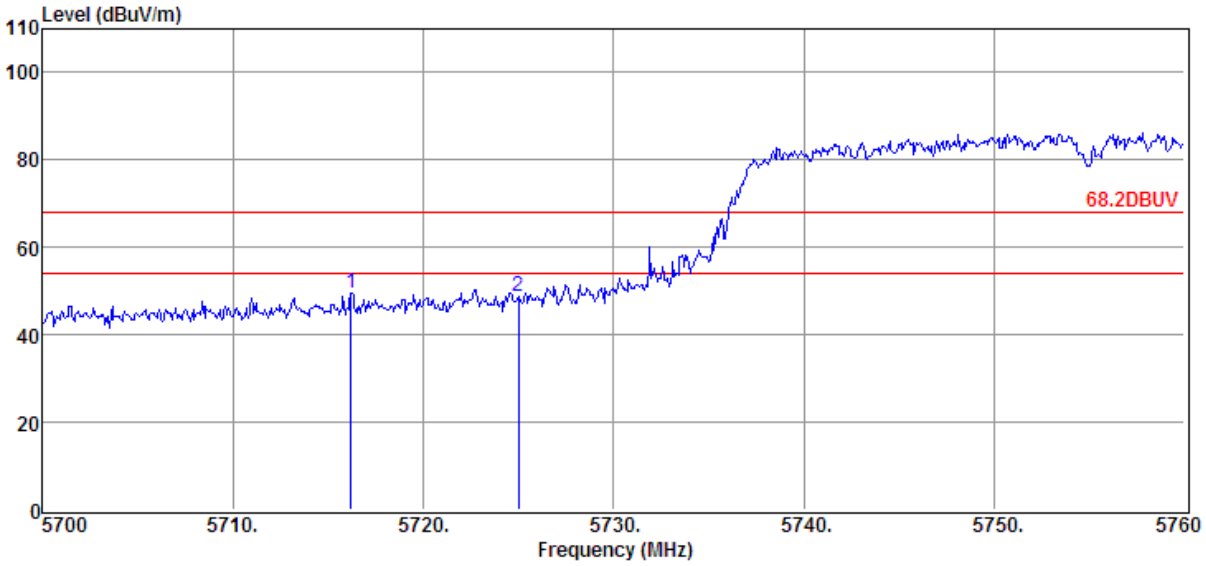


| Item (Mark) | Freq. (MHz) | Read Level (dBµV) | Antenna Factor (dB/m) | PRM Factor dB | Cable Loss dB | Result Level (dBµV/m) | Limit Line (dBµV/m) | Over Limit (dB) | Detector | Polarization |
|---|---|---|---|---|---|---|---|---|---|---|
| 1 | 5716.20 | 34.40 | 34.83 | 29.22 | 9.41 | 49.42 | 68.20 | -18.78 | Peak | HORIZONTAL |
| 2 | 5725.02 | 33.87 | 34.84 | 29.22 | 9.41 | 48.90 | 68.20 | -19.30 | Peak | HORIZONTAL |

Note: 1. Result Level = Read Level + Antenna Factor + Cable loss - PRM Factor.
2. If Peak Result complies with AV limit, AV Result is deemed to comply with AV limit.
3. Test setup: RBW: 1 MHz, VBW: 3 MHz, Sweep time: auto.


*This report shall not be reproduced except in full, without the written approval of UL Verification Services (Guangzhou) Co., Ltd, Song Shan Lake Branch.*

**Power Supply** : 3.8Vdc

**Test Mode** : TX MODE 11n 40 5755MHz

**Condition** : Temp:24.5'C,Humi:55%, Press:100.1kPa

**Antenna/Distance** : 2016 HF907/3m/VERTICAL

**Memo** :

Data: 70

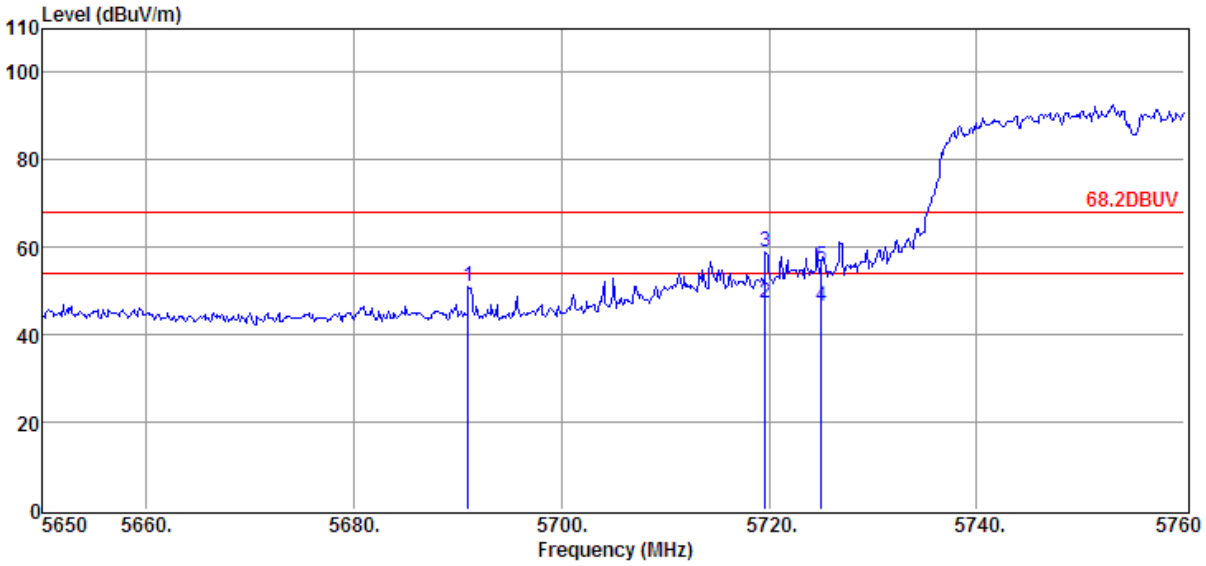


| Item (Mark) | Freq. (MHz) | Read Level (dBµV) | Antenna Factor (dB/m) | PRM Factor dB | Cable Loss dB | Result Level (dBµV/m) | Limit Line (dBµV/m) | Over Limit (dB) | Detector | Polarization |
|---|---|---|---|---|---|---|---|---|---|---|
| 1 | 5691.03 | 35.99 | 34.82 | 29.22 | 9.38 | 50.97 | 68.20 | -17.23 | Peak | VERTICAL |
| 2 | 5719.63 | 32.21 | 34.84 | 29.22 | 9.41 | 47.24 | 54.00 | -6.76 | Average | VERTICAL |
| 3 | 5719.63 | 44.02 | 34.84 | 29.22 | 9.41 | 59.05 | 68.20 | -9.15 | Peak | VERTICAL |
| 4 | 5725.02 | 31.32 | 34.84 | 29.22 | 9.41 | 46.35 | 54.00 | -7.65 | Average | VERTICAL |
| 5 | 5725.02 | 40.42 | 34.84 | 29.22 | 9.41 | 55.45 | 68.20 | -12.75 | Peak | VERTICAL |

Note: 1. Result Level = Read Level + Antenna Factor + Cable loss - PRM Factor.
2. If Peak Result complies with AV limit, AV Result is deemed to comply with AV limit.
3. Test setup: RBW: 1 MHz, VBW: 3 MHz, Sweep time: auto.


*This report shall not be reproduced except in full, without the written approval of UL Verification Services (Guangzhou) Co., Ltd, Song Shan Lake Branch.*

**Power Supply** : 3.8Vdc

**Test Mode** : TX MODE 11n 40 5795MHz

**Condition** : Temp:24.5'C,Humi:55%, Press:100.1kPa

**Antenna/Distance** : 2016 HF907/3m/VERTICAL

**Memo** :

Data: 71

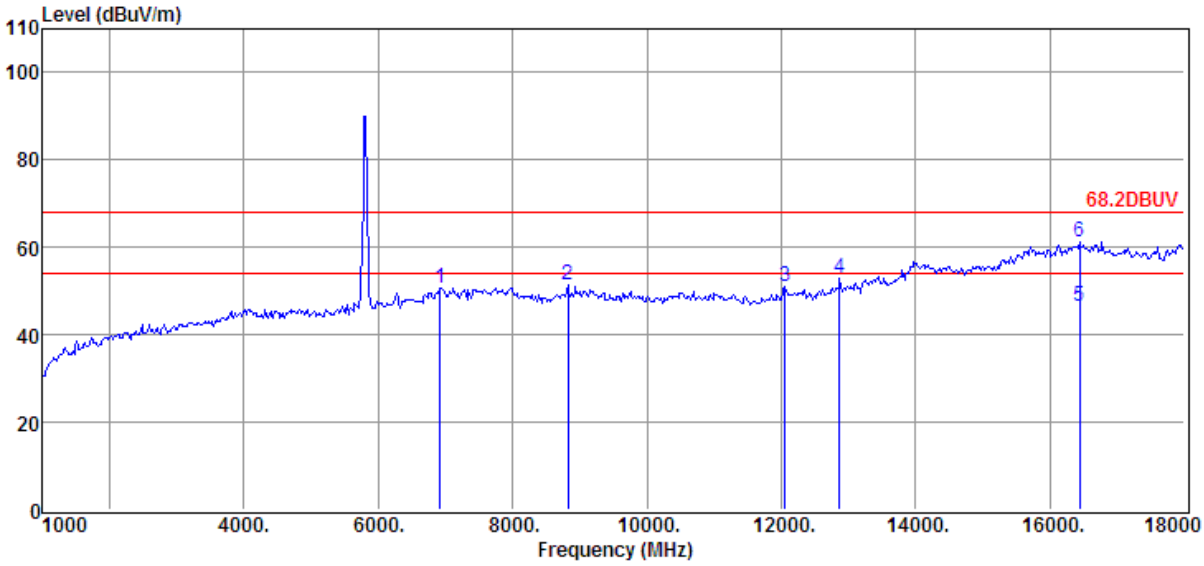


| Item (Mark) | Freq. (MHz) | Read Level (dBµV) | Antenna Factor (dB/m) | PRM Factor dB | Cable Loss dB | Result Level (dBµV/m) | Limit Line (dBµV/m) | Over Limit (dB) | Detector | Polarization |
|---|---|---|---|---|---|---|---|---|---|---|
| 1 | 6916.00 | 34.51 | 36.13 | 30.33 | 10.37 | 50.68 | 68.20 | -17.52 | Peak | VERTICAL |
| 2 | 8820.00 | 34.94 | 36.72 | 32.18 | 11.75 | 51.23 | 68.20 | -16.97 | Peak | VERTICAL |
| 3 | 12050.00 | 33.93 | 37.67 | 34.82 | 14.26 | 51.04 | 68.20 | -17.16 | Peak | VERTICAL |
| 4 | 12866.00 | 35.30 | 38.67 | 35.64 | 14.66 | 52.99 | 68.20 | -15.21 | Peak | VERTICAL |
| 5 | 16436.00 | 20.34 | 44.60 | 35.99 | 17.45 | 46.40 | 54.00 | -7.60 | Average | VERTICAL |
| 6 | 16436.00 | 35.36 | 44.60 | 35.99 | 17.45 | 61.42 | 68.20 | -6.78 | Peak | VERTICAL |

Note: 1. Result Level = Read Level + Antenna Factor + Cable loss - PRM Factor.
2. If Peak Result complies with AV limit, AV Result is deemed to comply with AV limit.
3. Test setup: RBW: 1 MHz, VBW: 3 MHz, Sweep time: auto.


*This report shall not be reproduced except in full, without the written approval of UL Verification Services (Guangzhou) Co., Ltd, Song Shan Lake Branch.*

**Power Supply** : 3.8Vdc

**Test Mode** : TX MODE 11n 40 5795MHz

**Condition** : Temp:24.5'C,Humi:55%, Press:100.1kPa

**Antenna/Distance** : 2016 HF907/3m/HORIZONTAL

**Memo** :

Data: 72

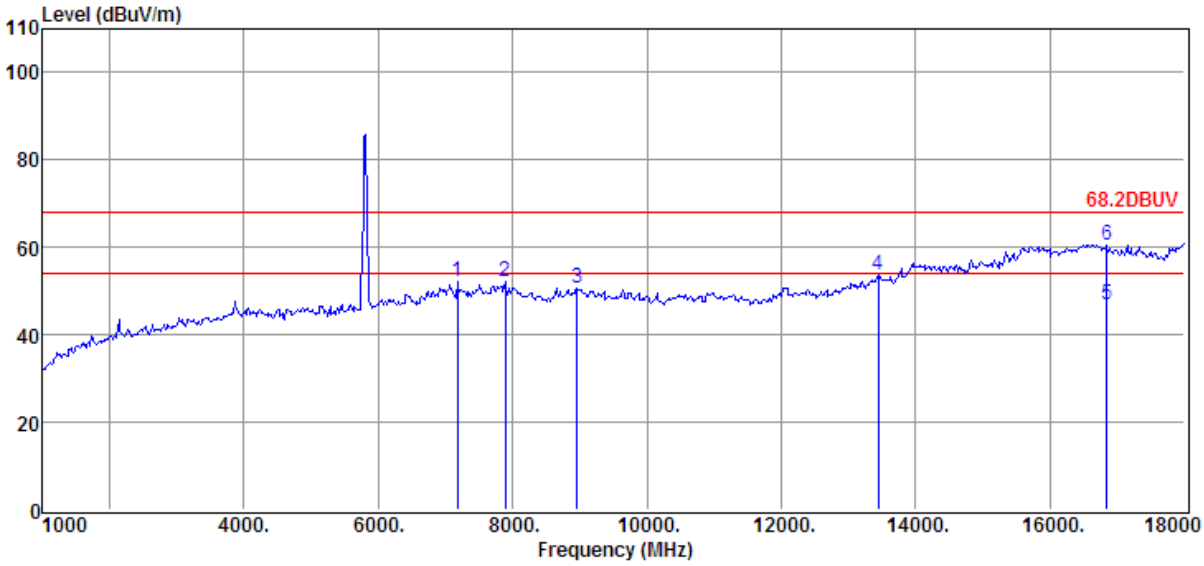


| Item (Mark) | Freq. (MHz) | Read Level (dBµV) | Antenna Factor (dB/m) | PRM Factor dB | Cable Loss dB | Result Level (dBµV/m) | Limit Line (dBµV/m) | Over Limit (dB) | Detector | Polarization |
|---|---|---|---|---|---|---|---|---|---|---|
| 1 | 7171.00 | 35.59 | 36.34 | 30.48 | 10.57 | 52.02 | 68.20 | -16.18 | Peak | HORIZONTAL |
| 2 | 7885.00 | 35.61 | 36.68 | 31.09 | 11.08 | 52.28 | 68.20 | -15.92 | Peak | HORIZONTAL |
| 3 | 8956.00 | 34.00 | 37.31 | 32.28 | 11.79 | 50.82 | 68.20 | -17.38 | Peak | HORIZONTAL |
| 4 | 13444.00 | 34.86 | 39.24 | 35.28 | 14.78 | 53.60 | 68.20 | -14.60 | Peak | HORIZONTAL |
| 5 | 16844.00 | 21.08 | 44.15 | 36.50 | 18.10 | 46.83 | 54.00 | -7.17 | Average | HORIZONTAL |
| 6 | 16844.00 | 34.86 | 44.15 | 36.50 | 18.10 | 60.61 | 68.20 | -7.59 | Peak | HORIZONTAL |

Note: 1. Result Level = Read Level + Antenna Factor + Cable loss - PRM Factor.
2. If Peak Result complies with AV limit, AV Result is deemed to comply with AV limit.
3. Test setup: RBW: 1 MHz, VBW: 3 MHz, Sweep time: auto.


*This report shall not be reproduced except in full, without the written approval of UL Verification Services (Guangzhou) Co., Ltd, Song Shan Lake Branch.*

**Power Supply** : 3.8Vdc

**Test Mode** : TX MODE 11n 40 5795MHz

**Condition** : Temp:24.5'C,Humi:55%, Press:100.1kPa

**Antenna/Distance** : 2016 HF907/3m/HORIZONTAL

**Memo** :

Data: 73

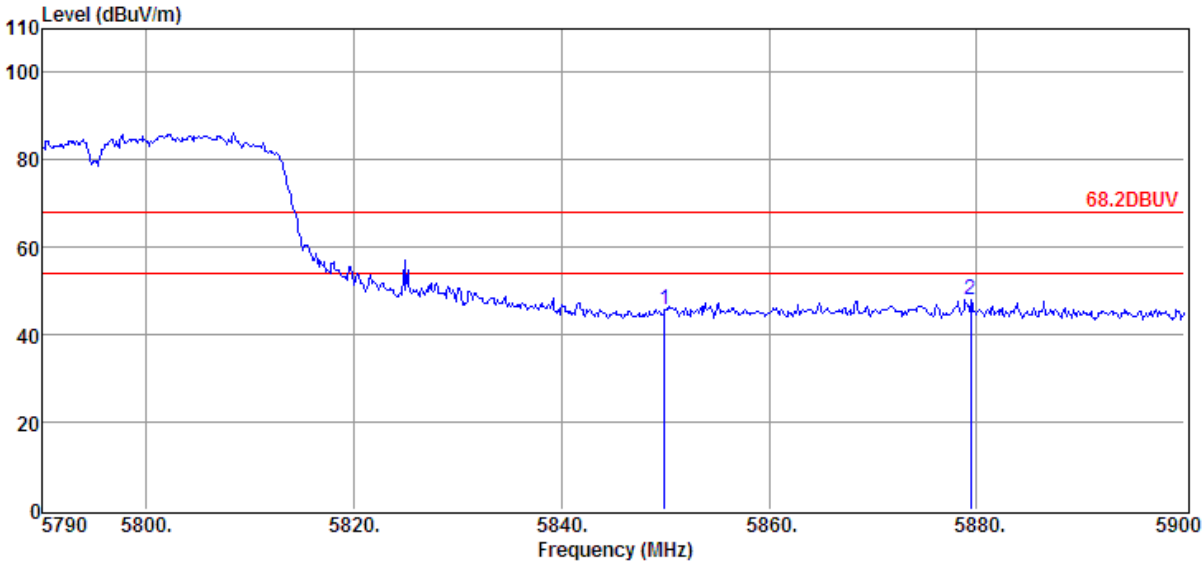


| Item (Mark) | Freq. (MHz) | Read Level (dBµV) | Antenna Factor (dB/m) | PRM Factor dB | Cable Loss dB | Result Level (dBµV/m) | Limit Line (dBµV/m) | Over Limit (dB) | Detector | Polarization |
|---|---|---|---|---|---|---|---|---|---|---|
| 1 | 5849.95 | 30.46 | 34.91 | 29.20 | 9.54 | 45.71 | 68.20 | -22.49 | Peak | HORIZONTAL |
| 2 | 5879.43 | 32.65 | 34.93 | 29.20 | 9.56 | 47.94 | 68.20 | -20.26 | Peak | HORIZONTAL |

Note: 1. Result Level = Read Level + Antenna Factor + Cable loss - PRM Factor.
2. If Peak Result complies with AV limit, AV Result is deemed to comply with AV limit.
3. Test setup: RBW: 1 MHz, VBW: 3 MHz, Sweep time: auto.


*This report shall not be reproduced except in full, without the written approval of UL Verification Services (Guangzhou) Co., Ltd, Song Shan Lake Branch.*

**Power Supply** : 3.8Vdc **Test Mode** : TX MODE 11n 40 5795MHz

**Condition** : Temp:24.5'C,Humi:55%, Press:100.1kPa **Antenna/Distance** : 2016 HF907/3m/VERTICAL

**Memo** :

Data: 74

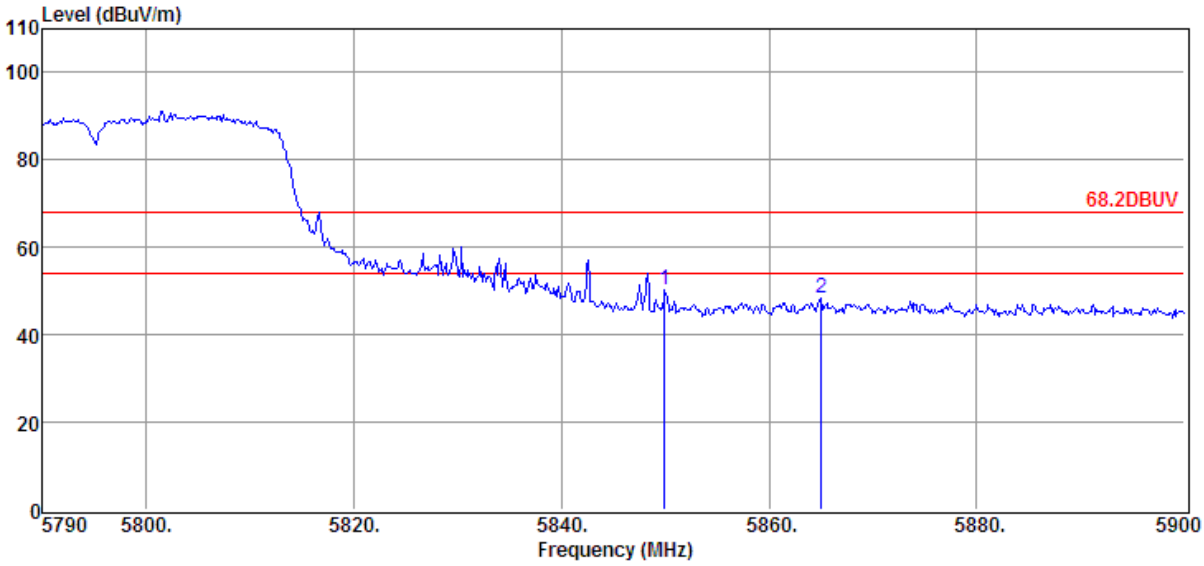


| Item (Mark) | Freq. (MHz) | Read Level (dBµV) | Antenna Factor (dB/m) | PRM Factor dB | Cable Loss dB | Result Level (dBµV/m) | Limit Line (dBµV/m) | Over Limit (dB) | Detector | Polarization |
|---|---|---|---|---|---|---|---|---|---|---|
| 1 | 5849.95 | 34.95 | 34.91 | 29.20 | 9.54 | 50.20 | 68.20 | -18.00 | Peak | VERTICAL |
| 2 | 5865.02 | 32.92 | 34.92 | 29.20 | 9.56 | 48.20 | 68.20 | -20.00 | Peak | VERTICAL |

Note: 1. Result Level = Read Level + Antenna Factor + Cable loss - PRM Factor.
2. If Peak Result complies with AV limit, AV Result is deemed to comply with AV limit.
3. Test setup: RBW: 1 MHz, VBW: 3 MHz, Sweep time: auto.


*This report shall not be reproduced except in full, without the written approval of UL Verification Services (Guangzhou) Co., Ltd, Song Shan Lake Branch.*

**Power Supply** : 3.8Vdc

**Test Mode** : TX MODE 11ac 80 5210MHz

**Condition** : Temp:24.5'C,Humi:55%, Press:100.1kPa

**Antenna/Distance** : 2016 HF907/3m/VERTICAL

**Memo** :

Data: 75

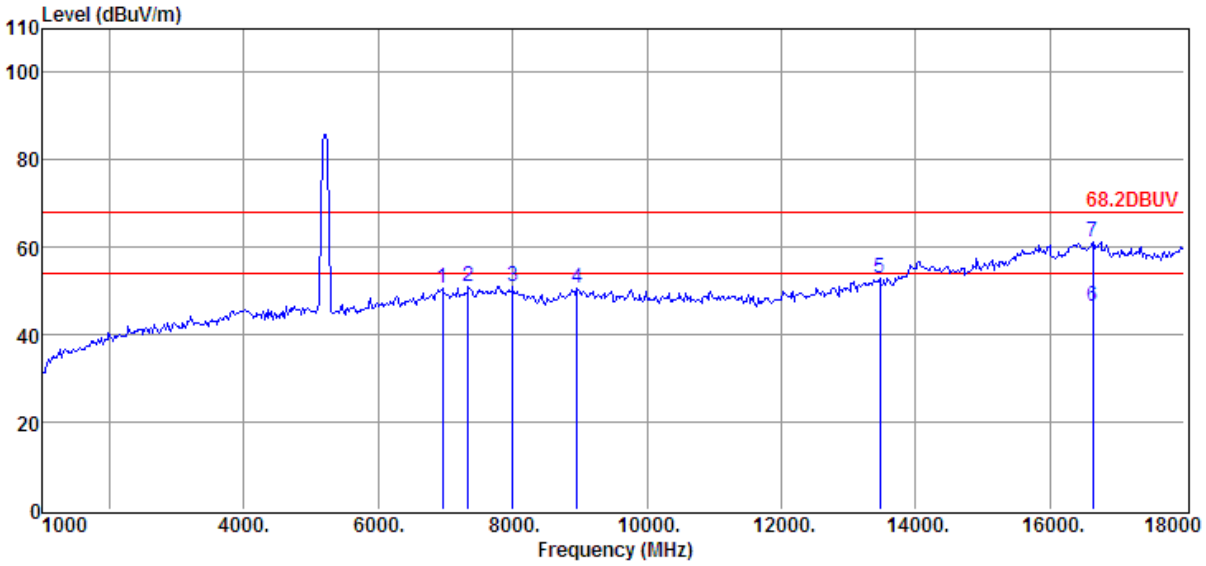


| Item (Mark) | Freq. (MHz) | Read Level (dBµV) | Antenna Factor (dB/m) | PRM Factor dB | Cable Loss dB | Result Level (dBµV/m) | Limit Line (dBµV/m) | Over Limit (dB) | Detector | Polarization |
|---|---|---|---|---|---|---|---|---|---|---|
| 1 | 6950.00 | 34.34 | 36.16 | 30.34 | 10.39 | 50.55 | 68.20 | -17.65 | Peak | VERTICAL |
| 2 | 7341.00 | 34.25 | 36.48 | 30.59 | 10.72 | 50.86 | 68.20 | -17.34 | Peak | VERTICAL |
| 3 | 8004.00 | 34.45 | 36.69 | 31.13 | 11.13 | 51.14 | 68.20 | -17.06 | Peak | VERTICAL |
| 4 | 8956.00 | 33.82 | 37.31 | 32.28 | 11.79 | 50.64 | 68.20 | -17.56 | Peak | VERTICAL |
| 5 | 13461.00 | 33.92 | 39.26 | 35.22 | 14.79 | 52.75 | 68.20 | -15.45 | Peak | VERTICAL |
| 6 | 16640.00 | 20.55 | 44.47 | 36.28 | 17.74 | 46.48 | 54.00 | -7.52 | Average | VERTICAL |
| 7 | 16640.00 | 35.36 | 44.47 | 36.28 | 17.74 | 61.29 | 68.20 | -6.91 | Peak | VERTICAL |

Note: 1. Result Level = Read Level + Antenna Factor + Cable loss - PRM Factor.
2. If Peak Result complies with AV limit, AV Result is deemed to comply with AV limit.
3. Test setup: RBW: 1 MHz, VBW: 3 MHz, Sweep time: auto.


*This report shall not be reproduced except in full, without the written approval of UL Verification Services (Guangzhou) Co., Ltd, Song Shan Lake Branch.*

**Power Supply** : 3.8Vdc

**Test Mode** : TX MODE 11ac 80 5210MHz

**Condition** : Temp:24.5'C,Humi:55%, Press:100.1kPa

**Antenna/Distance** : 2016 HF907/3m/HORIZONTAL

**Memo** :

Data: 76

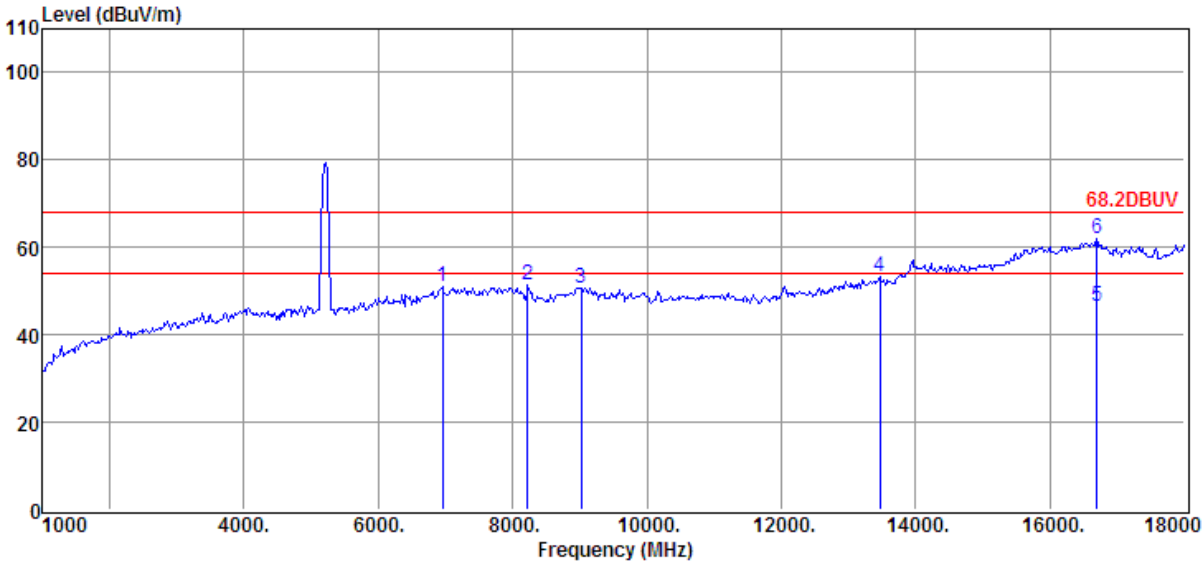


| Item (Mark) | Freq. (MHz) | Read Level (dBµV) | Antenna Factor (dB/m) | PRM Factor dB | Cable Loss dB | Result Level (dBµV/m) | Limit Line (dBµV/m) | Over Limit (dB) | Detector | Polarization |
|---|---|---|---|---|---|---|---|---|---|---|
| 1 | 6950.00 | 34.76 | 36.16 | 30.34 | 10.39 | 50.97 | 68.20 | -17.23 | Peak | HORIZONTAL |
| 2 | 8225.00 | 35.35 | 36.06 | 31.33 | 11.36 | 51.44 | 68.20 | -16.76 | Peak | HORIZONTAL |
| 3 | 9024.00 | 33.85 | 37.45 | 32.33 | 11.83 | 50.80 | 68.20 | -17.40 | Peak | HORIZONTAL |
| 4 | 13461.00 | 34.37 | 39.26 | 35.22 | 14.79 | 53.20 | 68.20 | -15.00 | Peak | HORIZONTAL |
| 5 | 16691.00 | 20.48 | 44.39 | 36.28 | 17.84 | 46.43 | 54.00 | -7.57 | Average | HORIZONTAL |
| 6 | 16691.00 | 35.86 | 44.39 | 36.28 | 17.84 | 61.81 | 68.20 | -6.39 | Peak | HORIZONTAL |

Note: 1. Result Level = Read Level + Antenna Factor + Cable loss - PRM Factor.
2. If Peak Result complies with AV limit, AV Result is deemed to comply with AV limit.
3. Test setup: RBW: 1 MHz, VBW: 3 MHz, Sweep time: auto.


*This report shall not be reproduced except in full, without the written approval of UL Verification Services (Guangzhou) Co., Ltd, Song Shan Lake Branch.*

**Power Supply** : 3.8Vdc

**Test Mode** : TX MODE 11ac 80 5210MHz

**Condition** : Temp:24.5'C,Humi:55%, Press:100.1kPa

**Antenna/Distance** : 2016 HF907/3m/HORIZONTAL

**Memo** :

Data: 77

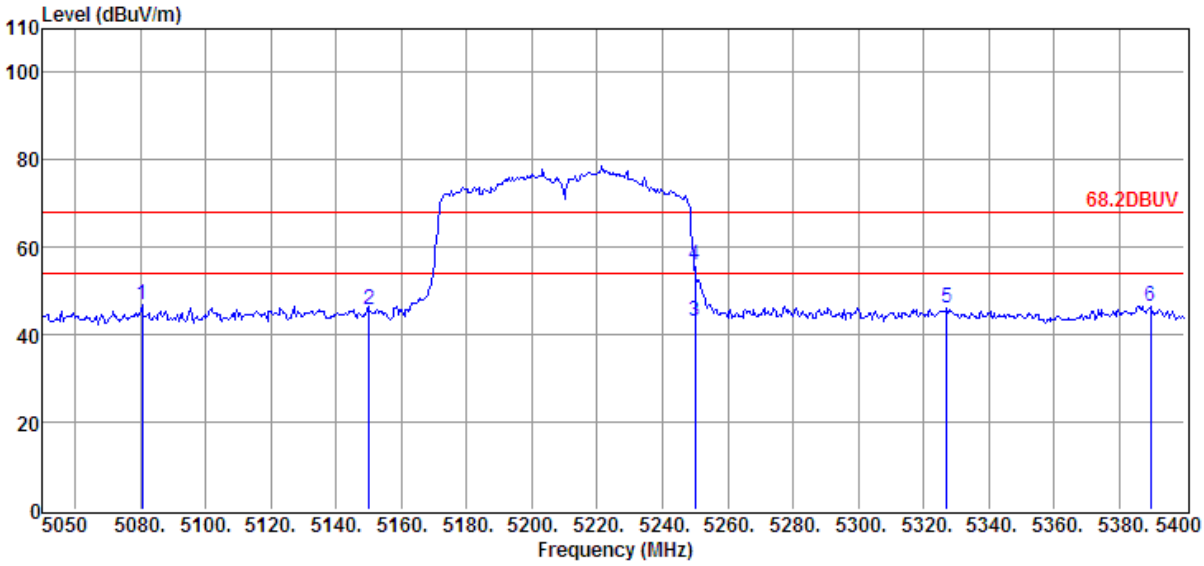


| Item (Mark) | Freq. (MHz) | Read Level (dBµV) | Antenna Factor (dB/m) | PRM Factor dB | Cable Loss dB | Result Level (dBµV/m) | Limit Line (dBµV/m) | Over Limit (dB) | Detector | Polarization |
|---|---|---|---|---|---|---|---|---|---|---|
| 1 | 5080.45 | 33.63 | 33.87 | 29.34 | 8.76 | 46.92 | 68.20 | -21.28 | Peak | HORIZONTAL |
| 2 | 5150.10 | 32.33 | 34.01 | 29.33 | 8.84 | 45.85 | 68.20 | -22.35 | Peak | HORIZONTAL |
| 3 | 5250.00 | 29.34 | 34.21 | 29.32 | 8.93 | 43.16 | 54.00 | -10.84 | Average | HORIZONTAL |
| 4 | 5250.00 | 41.95 | 34.21 | 29.32 | 8.93 | 55.77 | 68.20 | -12.43 | Peak | HORIZONTAL |
| 5 | 5327.20 | 32.20 | 34.37 | 29.31 | 9.02 | 46.28 | 68.20 | -21.92 | Peak | HORIZONTAL |
| 6 | 5389.50 | 32.31 | 34.49 | 29.30 | 9.09 | 46.59 | 68.20 | -21.61 | Peak | HORIZONTAL |

Note: 1. Result Level = Read Level + Antenna Factor + Cable loss - PRM Factor.
2. If Peak Result complies with AV limit, AV Result is deemed to comply with AV limit.
3. Test setup: RBW: 1 MHz, VBW: 3 MHz, Sweep time: auto.


*This report shall not be reproduced except in full, without the written approval of UL Verification Services (Guangzhou) Co., Ltd, Song Shan Lake Branch.*

**Power Supply** : 3.8Vdc

**Test Mode** : TX MODE 11ac 80 5210MHz

**Condition** : Temp:24.5'C,Humi:55%, Press:100.1kPa

**Antenna/Distance** : 2016 HF907/3m/VERTICAL

**Memo** :

Data: 78

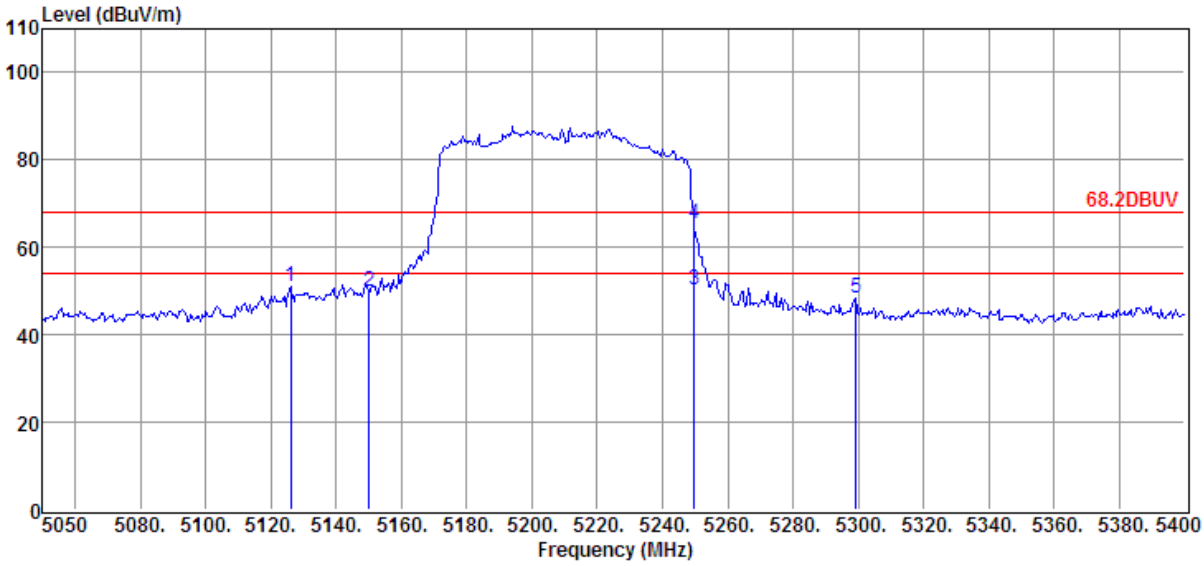


| Item (Mark) | Freq. (MHz) | Read Level (dBµV) | Antenna Factor (dB/m) | PRM Factor dB | Cable Loss dB | Result Level (dBµV/m) | Limit Line (dBµV/m) | Over Limit (dB) | Detector | Polarization |
|---|---|---|---|---|---|---|---|---|---|---|
| 1 | 5125.95 | 37.76 | 33.96 | 29.34 | 8.80 | 51.18 | 68.20 | -17.02 | Peak | VERTICAL |
| 2 | 5150.10 | 36.55 | 34.01 | 29.33 | 8.84 | 50.07 | 68.20 | -18.13 | Peak | VERTICAL |
| 3 | 5249.85 | 36.41 | 34.21 | 29.32 | 8.93 | 50.23 | 54.00 | -3.77 | Average | VERTICAL |
| 4 | 5249.85 | 51.63 | 34.21 | 29.32 | 8.93 | 65.45 | 68.20 | -2.75 | Peak | VERTICAL |
| 5 | 5299.20 | 34.40 | 34.31 | 29.31 | 8.98 | 48.38 | 68.20 | -19.82 | Peak | VERTICAL |

Note: 1. Result Level = Read Level + Antenna Factor + Cable loss - PRM Factor.
2. If Peak Result complies with AV limit, AV Result is deemed to comply with AV limit.
3. Test setup: RBW: 1 MHz, VBW: 3 MHz, Sweep time: auto.


*This report shall not be reproduced except in full, without the written approval of UL Verification Services (Guangzhou) Co., Ltd, Song Shan Lake Branch.*

**Power Supply** : 3.8Vdc

**Test Mode** : TX MODE 11ac 80 5290MHz

**Condition** : Temp:24.5'C,Humi:55%, Press:100.1kPa

**Antenna/Distance** : 2016 HF907/3m/VERTICAL

**Memo** :

Data: 79

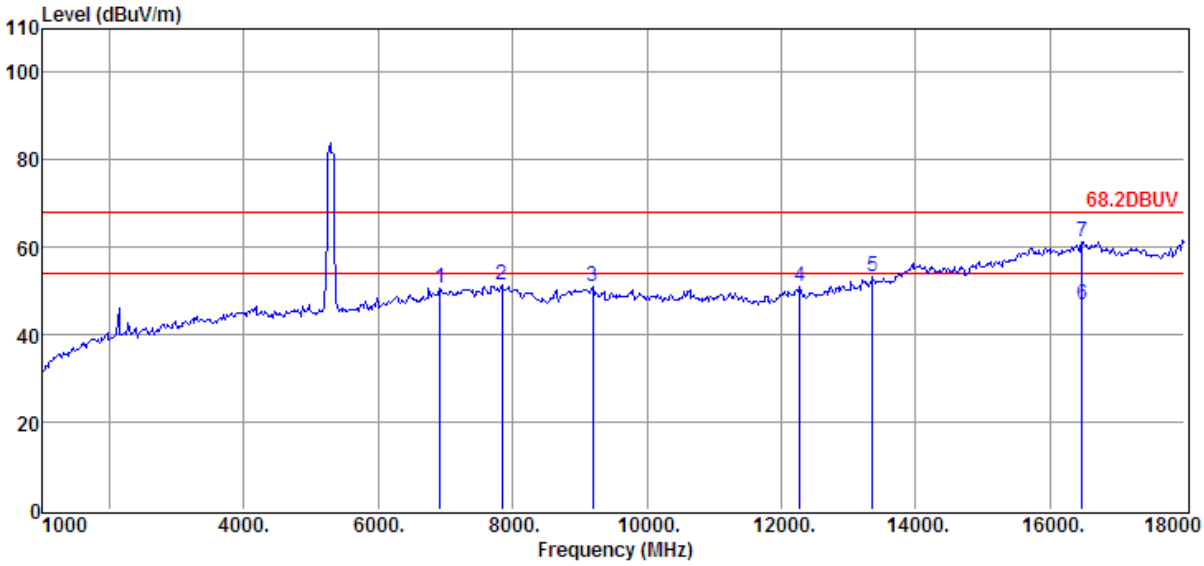


| Item (Mark) | Freq. (MHz) | Read Level (dBµV) | Antenna Factor (dB/m) | PRM Factor dB | Cable Loss dB | Result Level (dBµV/m) | Limit Line (dBµV/m) | Over Limit (dB) | Detector | Polarization |
|---|---|---|---|---|---|---|---|---|---|---|
| 1 | 6916.00 | 34.65 | 36.13 | 30.33 | 10.37 | 50.82 | 68.20 | -17.38 | Peak | VERTICAL |
| 2 | 7834.00 | 34.77 | 36.67 | 31.07 | 11.05 | 51.42 | 68.20 | -16.78 | Peak | VERTICAL |
| 3 | 9194.00 | 34.16 | 37.07 | 32.40 | 12.03 | 50.86 | 68.20 | -17.34 | Peak | VERTICAL |
| 4 | 12271.00 | 33.74 | 37.98 | 35.01 | 14.45 | 51.16 | 68.20 | -17.04 | Peak | VERTICAL |
| 5 | 13359.00 | 34.70 | 39.16 | 35.42 | 14.76 | 53.20 | 68.20 | -15.00 | Peak | VERTICAL |
| 6 | 16470.00 | 20.75 | 44.65 | 35.99 | 17.46 | 46.87 | 54.00 | -7.13 | Average | VERTICAL |
| 7 | 16470.00 | 35.22 | 44.65 | 35.99 | 17.46 | 61.34 | 68.20 | -6.86 | Peak | VERTICAL |

Note: 1. Result Level = Read Level + Antenna Factor + Cable loss - PRM Factor.
2. If Peak Result complies with AV limit, AV Result is deemed to comply with AV limit.
3. Test setup: RBW: 1 MHz, VBW: 3 MHz, Sweep time: auto.


*This report shall not be reproduced except in full, without the written approval of UL Verification Services (Guangzhou) Co., Ltd, Song Shan Lake Branch.*

**Power Supply** : 3.8Vdc

**Test Mode** : TX MODE 11ac 80 5290MHz

**Condition** : Temp:24.5'C,Humi:55%, Press:100.1kPa

**Antenna/Distance** : 2016 HF907/3m/HORIZONTAL

**Memo** :

Data: 80

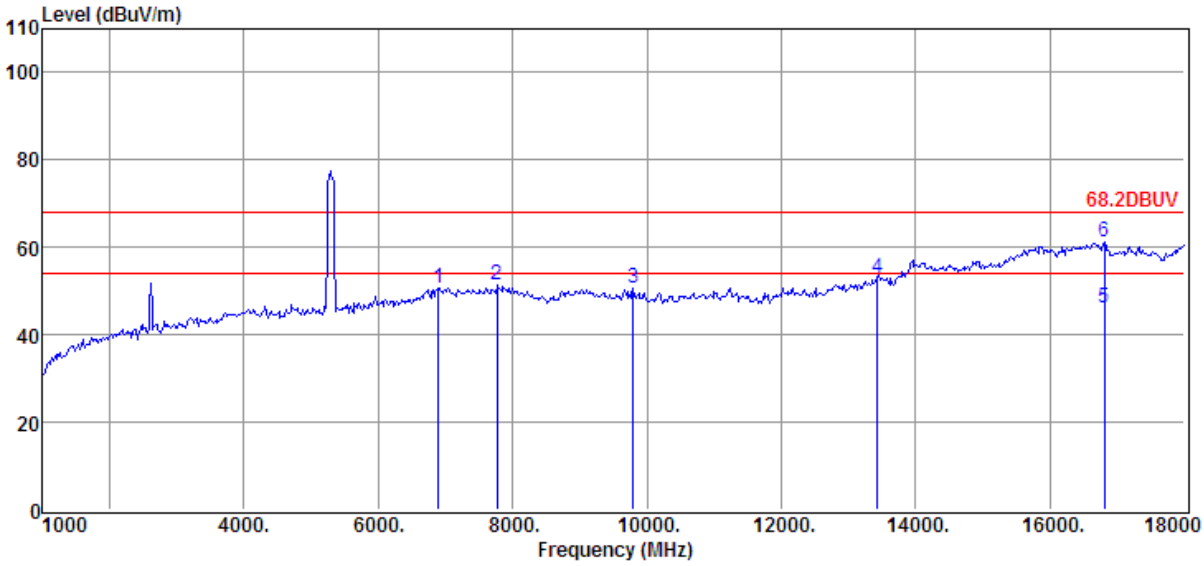


| Item (Mark) | Freq. (MHz) | Read Level (dBµV) | Antenna Factor (dB/m) | PRM Factor dB | Cable Loss dB | Result Level (dBµV/m) | Limit Line (dBµV/m) | Over Limit (dB) | Detector | Polarization |
|---|---|---|---|---|---|---|---|---|---|---|
| 1 | 6899.00 | 34.54 | 36.12 | 30.31 | 10.33 | 50.68 | 68.20 | -17.52 | Peak | HORIZONTAL |
| 2 | 7766.00 | 34.72 | 36.65 | 31.02 | 11.01 | 51.36 | 68.20 | -16.84 | Peak | HORIZONTAL |
| 3 | 9789.00 | 34.39 | 36.69 | 32.84 | 12.41 | 50.65 | 68.20 | -17.55 | Peak | HORIZONTAL |
| 4 | 13427.00 | 34.35 | 39.23 | 35.28 | 14.78 | 53.08 | 68.20 | -15.12 | Peak | HORIZONTAL |
| 5 | 16810.00 | 20.50 | 44.20 | 36.50 | 18.07 | 46.27 | 54.00 | -7.73 | Average | HORIZONTAL |
| 6 | 16810.00 | 35.47 | 44.20 | 36.50 | 18.07 | 61.24 | 68.20 | -6.96 | Peak | HORIZONTAL |

Note: 1. Result Level = Read Level + Antenna Factor + Cable loss - PRM Factor.
2. If Peak Result complies with AV limit, AV Result is deemed to comply with AV limit.
3. Test setup: RBW: 1 MHz, VBW: 3 MHz, Sweep time: auto.


*This report shall not be reproduced except in full, without the written approval of UL Verification Services (Guangzhou) Co., Ltd, Song Shan Lake Branch.*

**Power Supply** : 3.8Vdc

**Test Mode** : TX MODE 11ac 80 5290MHz

**Condition** : Temp:24.5'C,Humi:55%, Press:100.1kPa

**Antenna/Distance** : 2016 HF907/3m/HORIZONTAL

**Memo** :

Data: 81

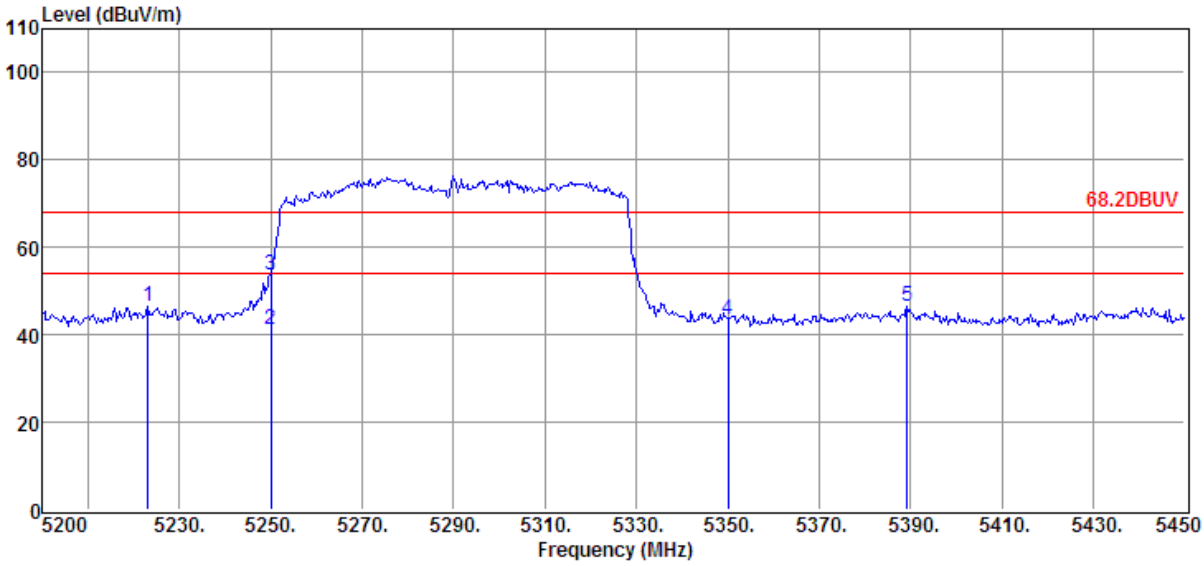


| Item (Mark) | Freq. (MHz) | Read Level (dBµV) | Antenna Factor (dB/m) | PRM Factor dB | Cable Loss dB | Result Level (dBµV/m) | Limit Line (dBµV/m) | Over Limit (dB) | Detector | Polarization |
|---|---|---|---|---|---|---|---|---|---|---|
| 1 | 5223.00 | 32.64 | 34.16 | 29.32 | 8.91 | 46.39 | 68.20 | -21.81 | Peak | HORIZONTAL |
| 2 | 5250.00 | 27.35 | 34.21 | 29.32 | 8.93 | 41.17 | 54.00 | -12.83 | Average | HORIZONTAL |
| 3 | 5250.00 | 39.89 | 34.21 | 29.32 | 8.93 | 53.71 | 68.20 | -14.49 | Peak | HORIZONTAL |
| 4 | 5350.00 | 29.31 | 34.41 | 29.30 | 9.03 | 43.45 | 68.20 | -24.75 | Peak | HORIZONTAL |
| 5 | 5389.25 | 32.15 | 34.49 | 29.30 | 9.09 | 46.43 | 68.20 | -21.77 | Peak | HORIZONTAL |

Note: 1. Result Level = Read Level + Antenna Factor + Cable loss - PRM Factor.
2. If Peak Result complies with AV limit, AV Result is deemed to comply with AV limit.
3. Test setup: RBW: 1 MHz, VBW: 3 MHz, Sweep time: auto.


*This report shall not be reproduced except in full, without the written approval of UL Verification Services (Guangzhou) Co., Ltd, Song Shan Lake Branch.*

**Power Supply** : 3.8Vdc

**Test Mode** : TX MODE 11ac 80 5290MHz

**Condition** : Temp:24.5'C,Humi:55%, Press:100.1kPa

**Antenna/Distance** : 2016 HF907/3m/VERTICAL

**Memo** :

Data: 82

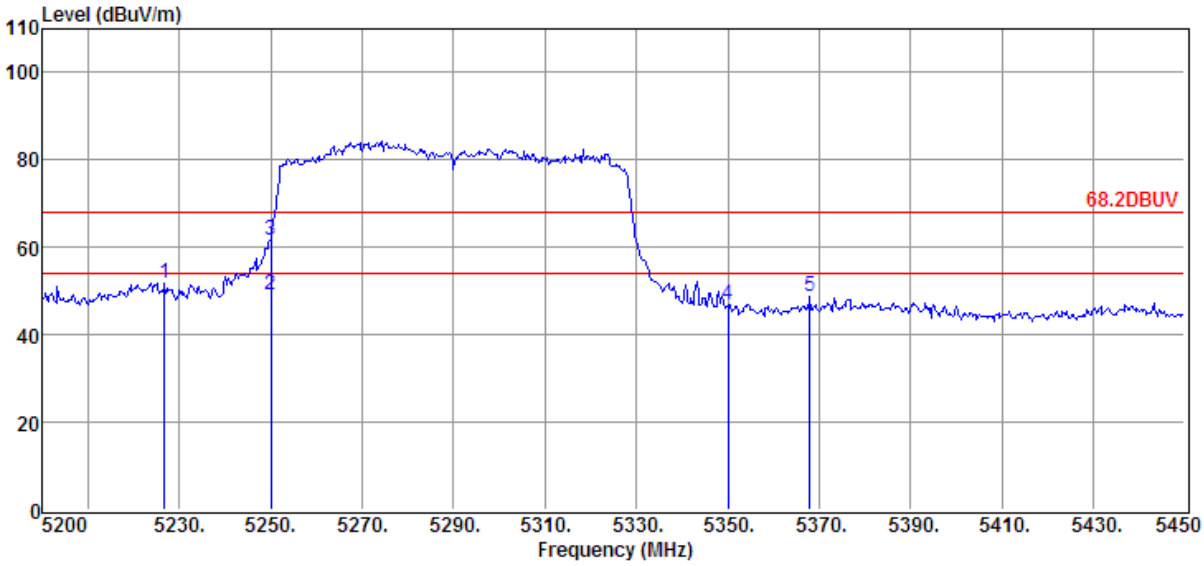


| Item (Mark) | Freq. (MHz) | Read Level (dBµV) | Antenna Factor (dB/m) | PRM Factor dB | Cable Loss dB | Result Level (dBµV/m) | Limit Line (dBµV/m) | Over Limit (dB) | Detector | Polarization |
|---|---|---|---|---|---|---|---|---|---|---|
| 1 | 5226.75 | 37.99 | 34.17 | 29.32 | 8.91 | 51.75 | 68.20 | -16.45 | Peak | VERTICAL |
| 2 | 5250.00 | 35.14 | 34.21 | 29.32 | 8.93 | 48.96 | 54.00 | -5.04 | Average | VERTICAL |
| 3 | 5250.00 | 47.91 | 34.21 | 29.32 | 8.93 | 61.73 | 68.20 | -6.47 | Peak | VERTICAL |
| 4 | 5350.00 | 32.56 | 34.41 | 29.30 | 9.03 | 46.70 | 68.20 | -21.50 | Peak | VERTICAL |
| 5 | 5368.00 | 34.56 | 34.45 | 29.30 | 9.05 | 48.76 | 68.20 | -19.44 | Peak | VERTICAL |

Note: 1. Result Level = Read Level + Antenna Factor + Cable loss - PRM Factor.
2. If Peak Result complies with AV limit, AV Result is deemed to comply with AV limit.
3. Test setup: RBW: 1 MHz, VBW: 3 MHz, Sweep time: auto.


*This report shall not be reproduced except in full, without the written approval of UL Verification Services (Guangzhou) Co., Ltd, Song Shan Lake Branch.*

**Power Supply** : 3.8Vdc

**Test Mode** : TX MODE 11ac 80 5530MHz

**Condition** : Temp:24.5'C,Humi:55%, Press:100.1kPa

**Antenna/Distance** : 2016 HF907/3m/VERTICAL

**Memo** :

Data: 83

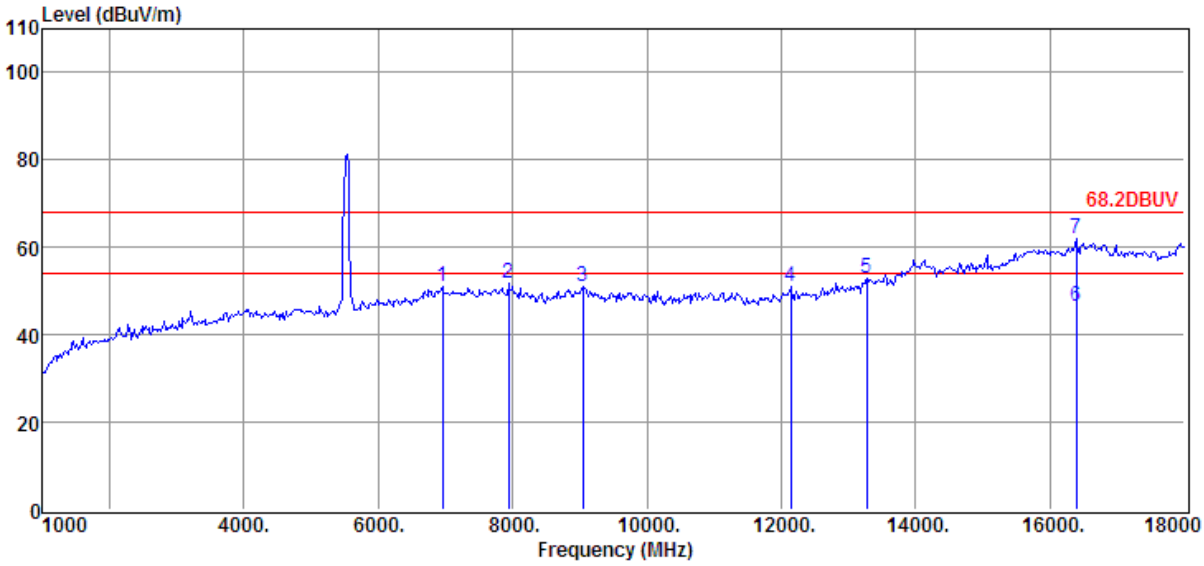


| Item (Mark) | Freq. (MHz) | Read Level (dBµV) | Antenna Factor (dB/m) | PRM Factor dB | Cable Loss dB | Result Level (dBµV/m) | Limit Line (dBµV/m) | Over Limit (dB) | Detector | Polarization |
|---|---|---|---|---|---|---|---|---|---|---|
| 1 | 6950.00 | 34.76 | 36.16 | 30.34 | 10.39 | 50.97 | 68.20 | -17.23 | Peak | VERTICAL |
| 2 | 7936.00 | 35.02 | 36.69 | 31.11 | 11.10 | 51.70 | 68.20 | -16.50 | Peak | VERTICAL |
| 3 | 9041.00 | 34.12 | 37.41 | 32.34 | 11.87 | 51.06 | 68.20 | -17.14 | Peak | VERTICAL |
| 4 | 12135.00 | 33.94 | 37.79 | 34.87 | 14.35 | 51.21 | 68.20 | -16.99 | Peak | VERTICAL |
| 5 | 13274.00 | 34.55 | 39.08 | 35.50 | 14.74 | 52.87 | 68.20 | -15.33 | Peak | VERTICAL |
| 6 | 16385.00 | 20.41 | 44.52 | 35.92 | 17.40 | 46.41 | 54.00 | -7.59 | Average | VERTICAL |
| 7 | 16385.00 | 35.97 | 44.52 | 35.92 | 17.40 | 61.97 | 68.20 | -6.23 | Peak | VERTICAL |

Note: 1. Result Level = Read Level + Antenna Factor + Cable loss - PRM Factor.
2. If Peak Result complies with AV limit, AV Result is deemed to comply with AV limit.
3. Test setup: RBW: 1 MHz, VBW: 3 MHz, Sweep time: auto.


*This report shall not be reproduced except in full, without the written approval of UL Verification Services (Guangzhou) Co., Ltd, Song Shan Lake Branch.*

**Power Supply** : 3.8Vdc

**Test Mode** : TX MODE 11ac 80 5530MHz

**Condition** : Temp:24.5'C,Humi:55%, Press:100.1kPa

**Antenna/Distance** : 2016 HF907/3m/HORIZONTAL

**Memo** :

Data: 84

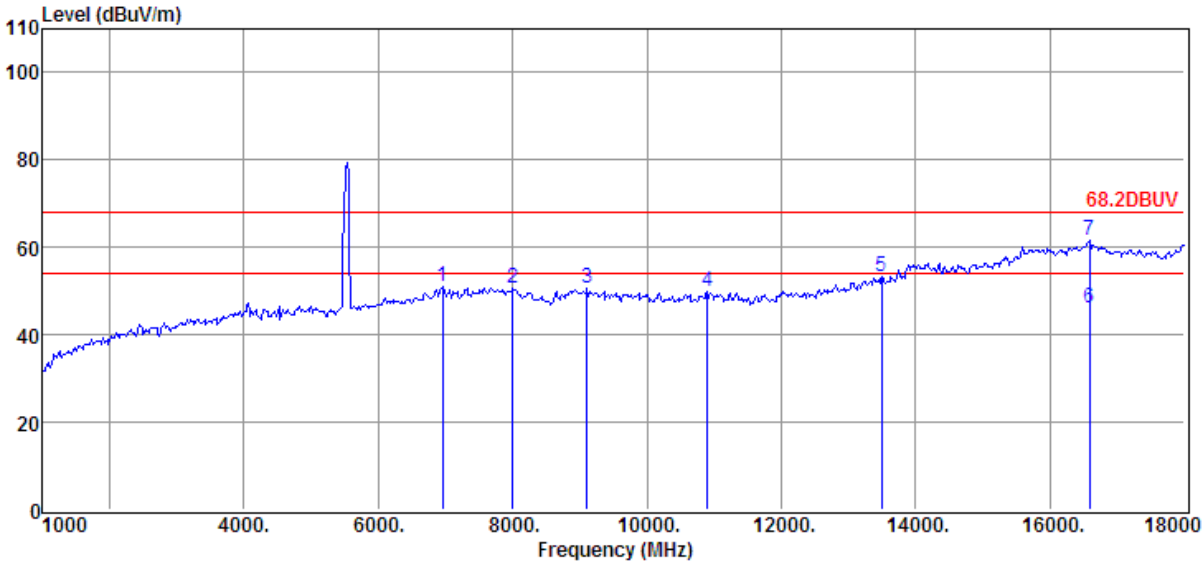


| Item (Mark) | Freq. (MHz) | Read Level (dBµV) | Antenna Factor (dB/m) | PRM Factor dB | Cable Loss dB | Result Level (dBµV/m) | Limit Line (dBµV/m) | Over Limit (dB) | Detector | Polarization |
|---|---|---|---|---|---|---|---|---|---|---|
| 1 | 6950.00 | 34.94 | 36.16 | 30.34 | 10.39 | 51.15 | 68.20 | -17.05 | Peak | HORIZONTAL |
| 2 | 8004.00 | 33.89 | 36.69 | 31.13 | 11.13 | 50.58 | 68.20 | -17.62 | Peak | HORIZONTAL |
| 3 | 9109.00 | 33.67 | 37.26 | 32.36 | 11.95 | 50.52 | 68.20 | -17.68 | Peak | HORIZONTAL |
| 4 | 10894.00 | 32.90 | 37.51 | 33.74 | 13.31 | 49.98 | 68.20 | -18.22 | Peak | HORIZONTAL |
| 5 | 13495.00 | 34.57 | 39.30 | 35.22 | 14.80 | 53.45 | 68.20 | -14.75 | Peak | HORIZONTAL |
| 6 | 16589.00 | 20.18 | 44.56 | 36.21 | 17.64 | 46.17 | 54.00 | -7.83 | Average | HORIZONTAL |
| 7 | 16589.00 | 35.76 | 44.56 | 36.21 | 17.64 | 61.75 | 68.20 | -6.45 | Peak | HORIZONTAL |

Note: 1. Result Level = Read Level + Antenna Factor + Cable loss - PRM Factor.
2. If Peak Result complies with AV limit, AV Result is deemed to comply with AV limit.
3. Test setup: RBW: 1 MHz, VBW: 3 MHz, Sweep time: auto.


*This report shall not be reproduced except in full, without the written approval of UL Verification Services (Guangzhou) Co., Ltd, Song Shan Lake Branch.*

**Power Supply** : 3.8Vdc

**Test Mode** : TX MODE 11ac 80 5530MHz

**Condition** : Temp:24.5'C,Humi:55%, Press:100.1kPa

**Antenna/Distance** : 2016 HF907/3m/HORIZONTAL

**Memo** :

Data: 85

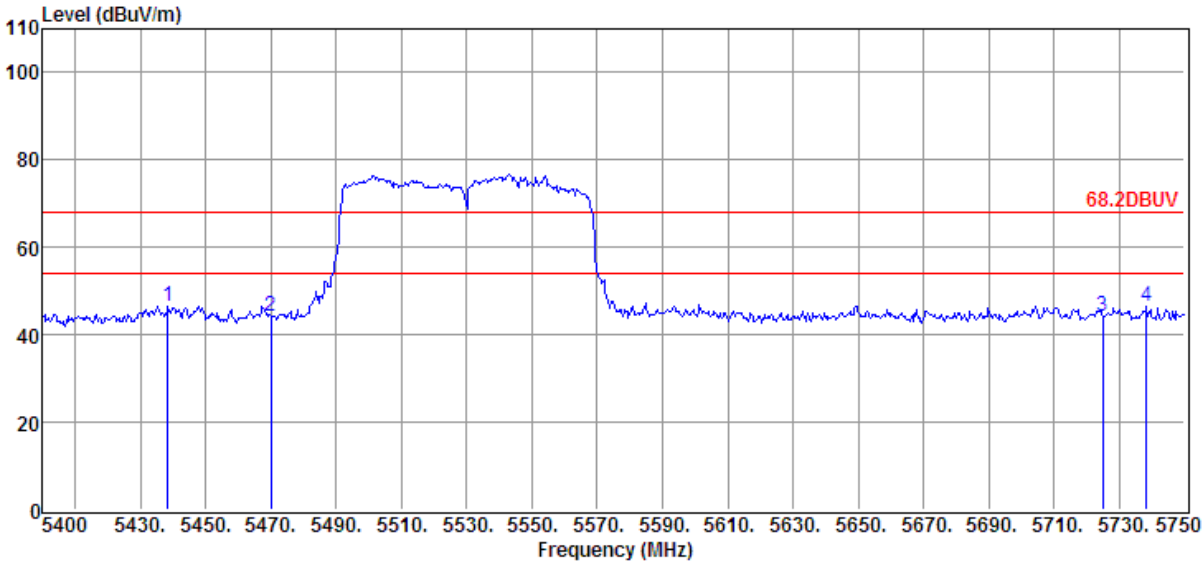


| Item (Mark) | Freq. (MHz) | Read Level (dBµV) | Antenna Factor (dB/m) | PRM Factor dB | Cable Loss dB | Result Level (dBµV/m) | Limit Line (dBµV/m) | Over Limit (dB) | Detector | Polarization |
|---|---|---|---|---|---|---|---|---|---|---|
| 1 | 5438.50 | 32.12 | 34.58 | 29.28 | 9.14 | 46.56 | 68.20 | -21.64 | Peak | HORIZONTAL |
| 2 | 5470.00 | 29.88 | 34.64 | 29.27 | 9.16 | 44.41 | 68.20 | -23.79 | Peak | HORIZONTAL |
| 3 | 5725.00 | 29.38 | 34.84 | 29.22 | 9.41 | 44.41 | 68.20 | -23.79 | Peak | HORIZONTAL |
| 4 | 5738.45 | 31.41 | 34.85 | 29.21 | 9.43 | 46.48 | 68.20 | -21.72 | Peak | HORIZONTAL |

Note: 1. Result Level = Read Level + Antenna Factor + Cable loss - PRM Factor.
2. If Peak Result complies with AV limit, AV Result is deemed to comply with AV limit.
3. Test setup: RBW: 1 MHz, VBW: 3 MHz, Sweep time: auto.


*This report shall not be reproduced except in full, without the written approval of UL Verification Services (Guangzhou) Co., Ltd, Song Shan Lake Branch.*

**Power Supply** : 3.8Vdc

**Test Mode** : TX MODE 11ac 80 5530MHz

**Condition** : Temp:24.5'C,Humi:55%, Press:100.1kPa

**Antenna/Distance** : 2016 HF907/3m/VERTICAL

**Memo** :

Data: 86

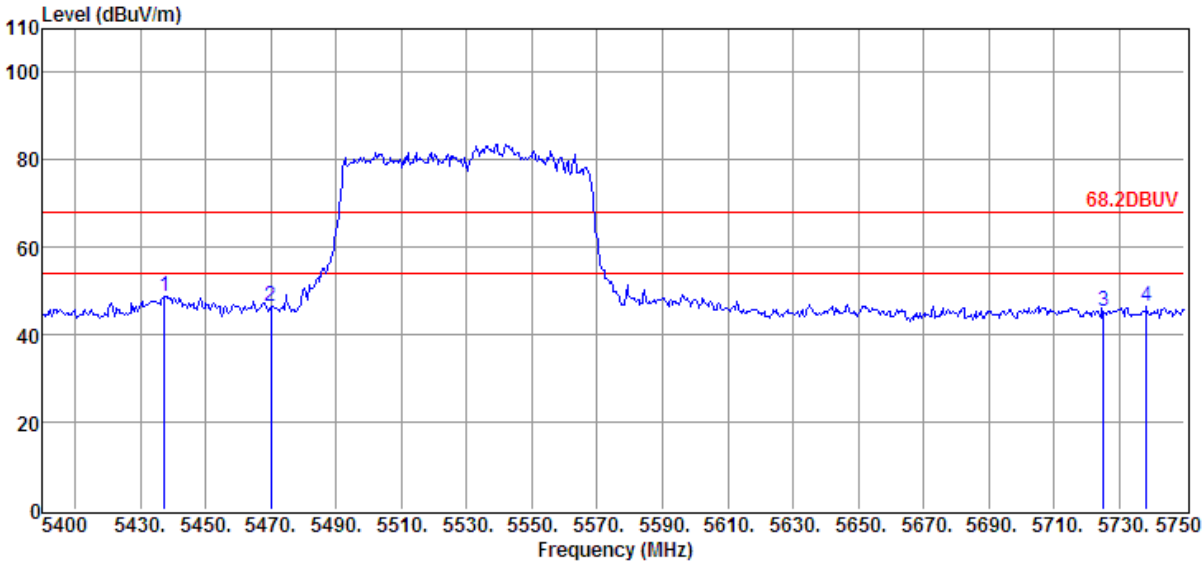


| Item (Mark) | Freq. (MHz) | Read Level (dBµV) | Antenna Factor (dB/m) | PRM Factor dB | Cable Loss dB | Result Level (dBµV/m) | Limit Line (dBµV/m) | Over Limit (dB) | Detector | Polarization |
|---|---|---|---|---|---|---|---|---|---|---|
| 1 | 5437.45 | 34.49 | 34.58 | 29.28 | 9.14 | 48.93 | 68.20 | -19.27 | Peak | VERTICAL |
| 2 | 5470.00 | 31.81 | 34.64 | 29.27 | 9.16 | 46.34 | 68.20 | -21.86 | Peak | VERTICAL |
| 3 | 5725.15 | 30.45 | 34.84 | 29.22 | 9.41 | 45.48 | 68.20 | -22.72 | Peak | VERTICAL |
| 4 | 5738.45 | 31.31 | 34.85 | 29.21 | 9.43 | 46.38 | 68.20 | -21.82 | Peak | VERTICAL |

Note: 1. Result Level = Read Level + Antenna Factor + Cable loss - PRM Factor.
2. If Peak Result complies with AV limit, AV Result is deemed to comply with AV limit.
3. Test setup: RBW: 1 MHz, VBW: 3 MHz, Sweep time: auto.


*This report shall not be reproduced except in full, without the written approval of UL Verification Services (Guangzhou) Co., Ltd, Song Shan Lake Branch.*

**Power Supply** : 3.8Vdc

**Test Mode** : TX MODE 11ac 80 5775MHz

**Condition** : Temp:24.5'C,Humi:55%, Press:100.1kPa

**Antenna/Distance** : 2016 HF907/3m/VERTICAL

**Memo** :

Data: 87

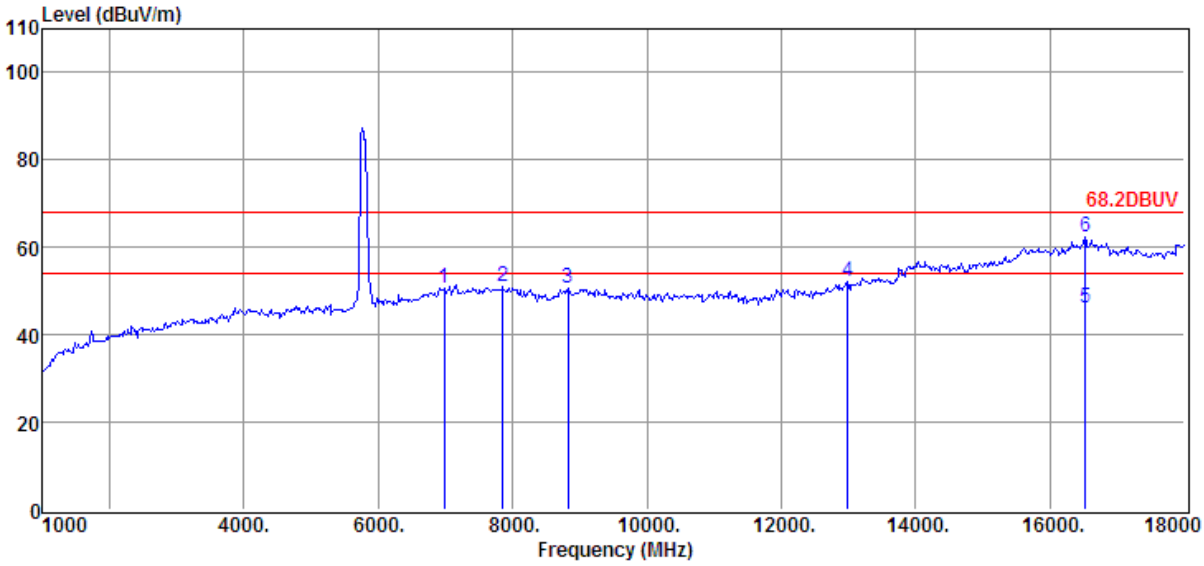


| Item (Mark) | Freq. (MHz) | Read Level (dBµV) | Antenna Factor (dB/m) | PRM Factor dB | Cable Loss dB | Result Level (dBµV/m) | Limit Line (dBµV/m) | Over Limit (dB) | Detector | Polarization |
|---|---|---|---|---|---|---|---|---|---|---|
| 1 | 6984.00 | 34.43 | 36.19 | 30.38 | 10.40 | 50.64 | 68.20 | -17.56 | Peak | VERTICAL |
| 2 | 7851.00 | 34.44 | 36.67 | 31.07 | 11.05 | 51.09 | 68.20 | -17.11 | Peak | VERTICAL |
| 3 | 8820.00 | 34.25 | 36.72 | 32.18 | 11.75 | 50.54 | 68.20 | -17.66 | Peak | VERTICAL |
| 4 | 12985.00 | 34.38 | 38.79 | 35.70 | 14.67 | 52.14 | 68.20 | -16.06 | Peak | VERTICAL |
| 5 | 16521.00 | 20.17 | 44.67 | 36.06 | 17.51 | 46.29 | 54.00 | -7.71 | Average | VERTICAL |
| 6 | 16521.00 | 36.16 | 44.67 | 36.06 | 17.51 | 62.28 | 68.20 | -5.92 | Peak | VERTICAL |

Note: 1. Result Level = Read Level + Antenna Factor + Cable loss - PRM Factor.
2. If Peak Result complies with AV limit, AV Result is deemed to comply with AV limit.
3. Test setup: RBW: 1 MHz, VBW: 3 MHz, Sweep time: auto.


*This report shall not be reproduced except in full, without the written approval of UL Verification Services (Guangzhou) Co., Ltd, Song Shan Lake Branch.*

**Power Supply** : 3.8Vdc

**Test Mode** : TX MODE 11ac 80 5775MHz

**Condition** : Temp:24.5'C,Humi:55%, Press:100.1kPa

**Antenna/Distance** : 2016 HF907/3m/HORIZONTAL

**Memo** :

Data: 88

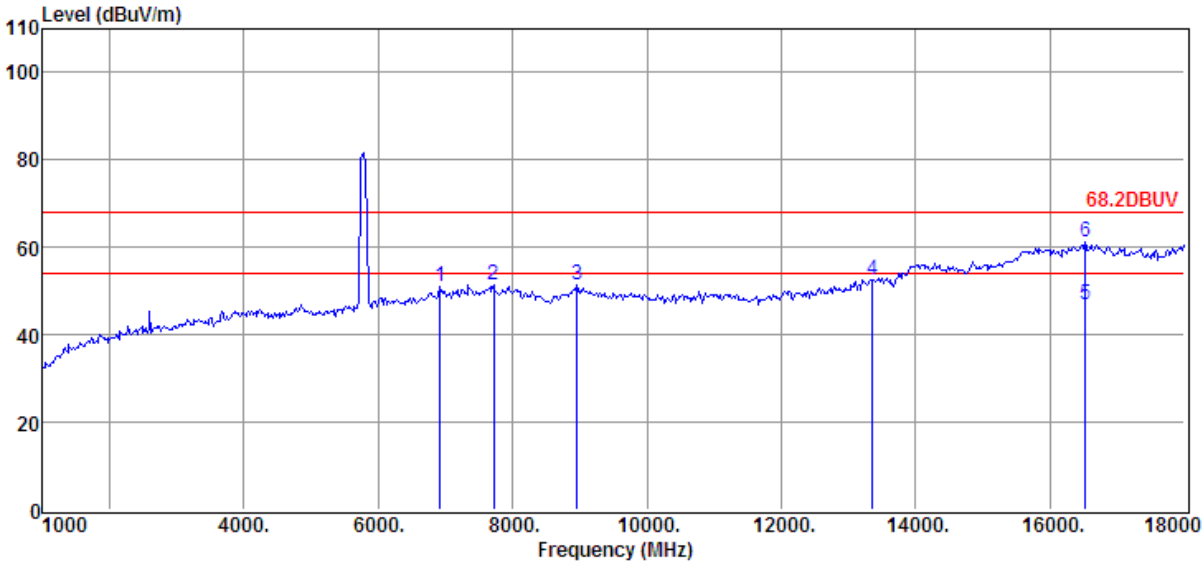


| Item (Mark) | Freq. (MHz) | Read Level (dBµV) | Antenna Factor (dB/m) | PRM Factor dB | Cable Loss dB | Result Level (dBµV/m) | Limit Line (dBµV/m) | Over Limit (dB) | Detector | Polarization |
|---|---|---|---|---|---|---|---|---|---|---|
| 1 | 6916.00 | 34.99 | 36.13 | 30.33 | 10.37 | 51.16 | 68.20 | -17.04 | Peak | HORIZONTAL |
| 2 | 7715.00 | 34.81 | 36.64 | 30.99 | 10.98 | 51.44 | 68.20 | -16.76 | Peak | HORIZONTAL |
| 3 | 8956.00 | 34.51 | 37.31 | 32.28 | 11.79 | 51.33 | 68.20 | -16.87 | Peak | HORIZONTAL |
| 4 | 13359.00 | 34.08 | 39.16 | 35.42 | 14.76 | 52.58 | 68.20 | -15.62 | Peak | HORIZONTAL |
| 5 | 16521.00 | 20.64 | 44.67 | 36.06 | 17.51 | 46.76 | 54.00 | -7.24 | Average | HORIZONTAL |
| 6 | 16521.00 | 35.22 | 44.67 | 36.06 | 17.51 | 61.34 | 68.20 | -6.86 | Peak | HORIZONTAL |

Note: 1. Result Level = Read Level + Antenna Factor + Cable loss - PRM Factor.
2. If Peak Result complies with AV limit, AV Result is deemed to comply with AV limit.
3. Test setup: RBW: 1 MHz, VBW: 3 MHz, Sweep time: auto.


*This report shall not be reproduced except in full, without the written approval of UL Verification Services (Guangzhou) Co., Ltd, Song Shan Lake Branch.*

**Power Supply** : 3.8Vdc

**Test Mode** : TX MODE 11ac 80 5775MHz

**Condition** : Temp:24.5'C,Humi:55%, Press:100.1kPa

**Antenna/Distance** : 2016 HF907/3m/HORIZONTAL

**Memo** :

Data: 89

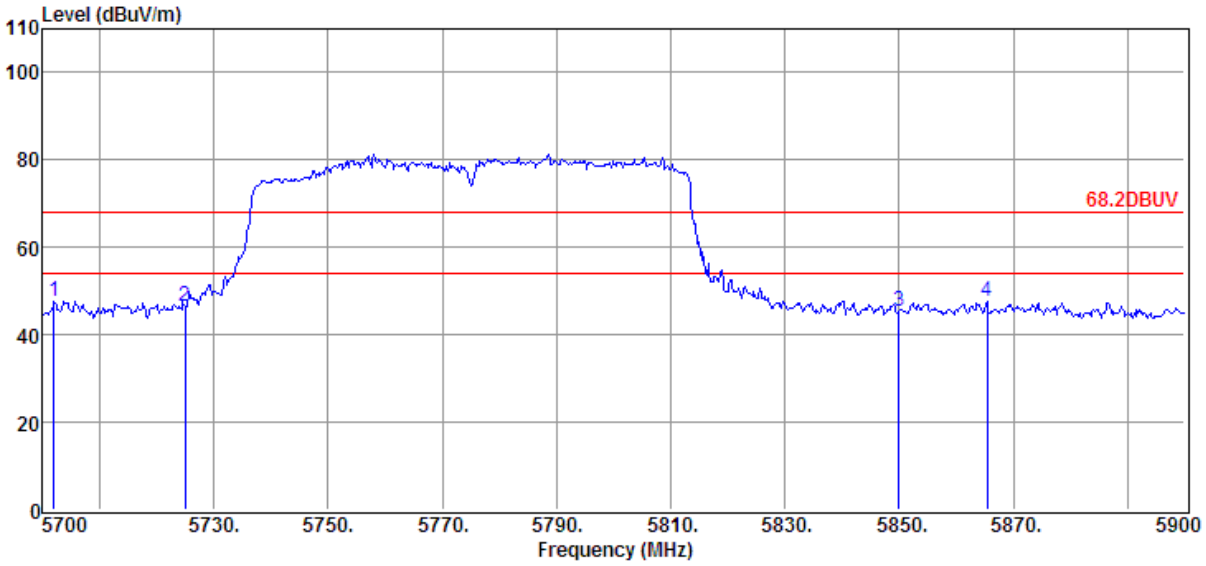


| Item (Mark) | Freq. (MHz) | Read Level (dBµV) | Antenna Factor (dB/m) | PRM Factor dB | Cable Loss dB | Result Level (dBµV/m) | Limit Line (dBµV/m) | Over Limit (dB) | Detector | Polarization |
|---|---|---|---|---|---|---|---|---|---|---|
| 1 | 5702.00 | 32.55 | 34.82 | 29.22 | 9.38 | 47.53 | 68.20 | -20.67 | Peak | HORIZONTAL |
| 2 | 5725.00 | 31.41 | 34.84 | 29.22 | 9.41 | 46.44 | 68.20 | -21.76 | Peak | HORIZONTAL |
| 3 | 5850.00 | 30.00 | 34.91 | 29.20 | 9.54 | 45.25 | 68.20 | -22.95 | Peak | HORIZONTAL |
| 4 | 5865.40 | 32.42 | 34.92 | 29.20 | 9.56 | 47.70 | 68.20 | -20.50 | Peak | HORIZONTAL |

Note: 1. Result Level = Read Level + Antenna Factor + Cable loss - PRM Factor.
2. If Peak Result complies with AV limit, AV Result is deemed to comply with AV limit.
3. Test setup: RBW: 1 MHz, VBW: 3 MHz, Sweep time: auto.


*This report shall not be reproduced except in full, without the written approval of UL Verification Services (Guangzhou) Co., Ltd, Song Shan Lake Branch.*

| | | | |
|---|---|---|---|
| **Power Supply** | : 3.8Vdc | **Test Mode** | : TX MODE 11ac 80 5775MHz |
| **Condition** | : Temp:24.5'C,Humi:55%, Press:100.1kPa | **Antenna/Distance** | : 2016 HF907/3m/VERTICAL |
| **Memo** | : | | |

Data: 90

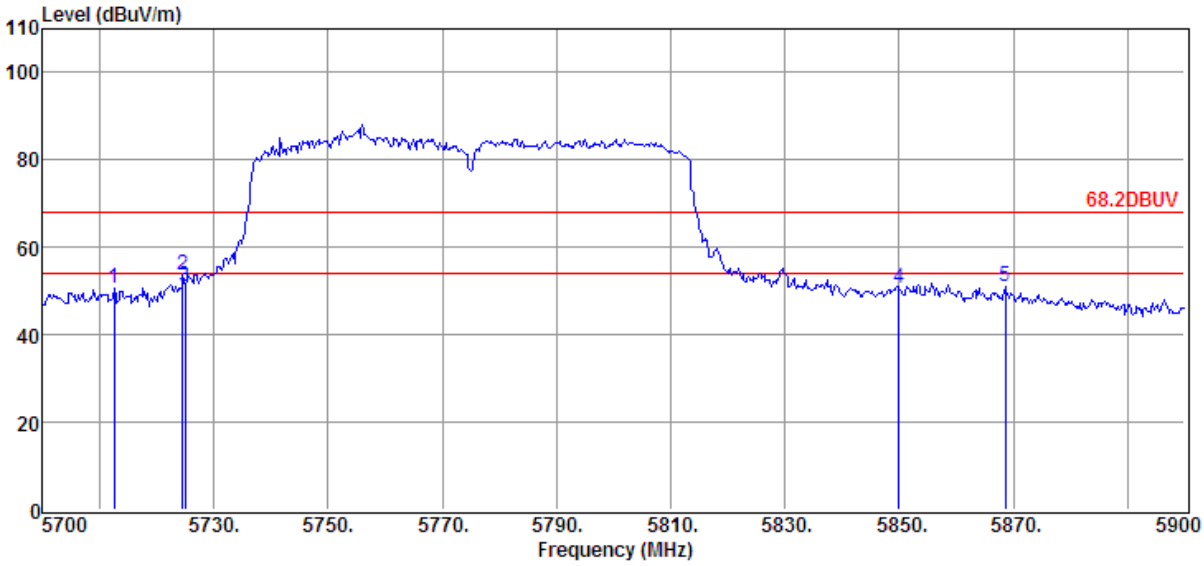


| Item (Mark) | Freq. (MHz) | Read Level (dBµV) | Antenna Factor (dB/m) | PRM Factor dB | Cable Loss dB | Result Level (dBµV/m) | Limit Line (dBµV/m) | Over Limit (dB) | Detector | Polarization |
|---|---|---|---|---|---|---|---|---|---|---|
| 1 | 5712.60 | 35.59 | 34.83 | 29.22 | 9.41 | 50.61 | 68.20 | -17.59 | Peak | VERTICAL |
| 2 | 5724.60 | 38.72 | 34.84 | 29.22 | 9.41 | 53.75 | 68.20 | -14.45 | Peak | VERTICAL |
| 3 | 5725.00 | 36.14 | 34.84 | 29.22 | 9.41 | 51.17 | 68.20 | -17.03 | Peak | VERTICAL |
| 4 | 5850.00 | 35.57 | 34.91 | 29.20 | 9.54 | 50.82 | 68.20 | -17.38 | Peak | VERTICAL |
| 5 | 5868.60 | 35.93 | 34.92 | 29.20 | 9.56 | 51.21 | 68.20 | -16.99 | Peak | VERTICAL |

Note: 1. Result Level = Read Level + Antenna Factor + Cable loss - PRM Factor.
2. If Peak Result complies with AV limit, AV Result is deemed to comply with AV limit.
3. Test setup: RBW: 1 MHz, VBW: 3 MHz, Sweep time: auto.

Note 1: The higher frequency, which started from 18GHz to 40GHz, was pre-scanned and the result which was 20dB lower than the limit line and was not reported.

Note 2: EUT in each of three orthogonal axis emissions had been tested, but only the worst case (X axis) data recorded in the report.


*This report shall not be reproduced except in full, without the written approval of UL Verification Services (Guangzhou) Co., Ltd, Song Shan Lake Branch.*

### 6.5.3. 802.11ac HT 20/HT 40/HT 80 MODE

**Power Supply** : 3.8Vdc **Test Mode** : TX MODE 11ac 5180MHz

**Condition** : Temp:24.5'C,Humi:55%, Press:100.1kPa **Antenna/Distance** : 2016 HF907/3m/HORIZONTAL

**Memo** :

Data: 1

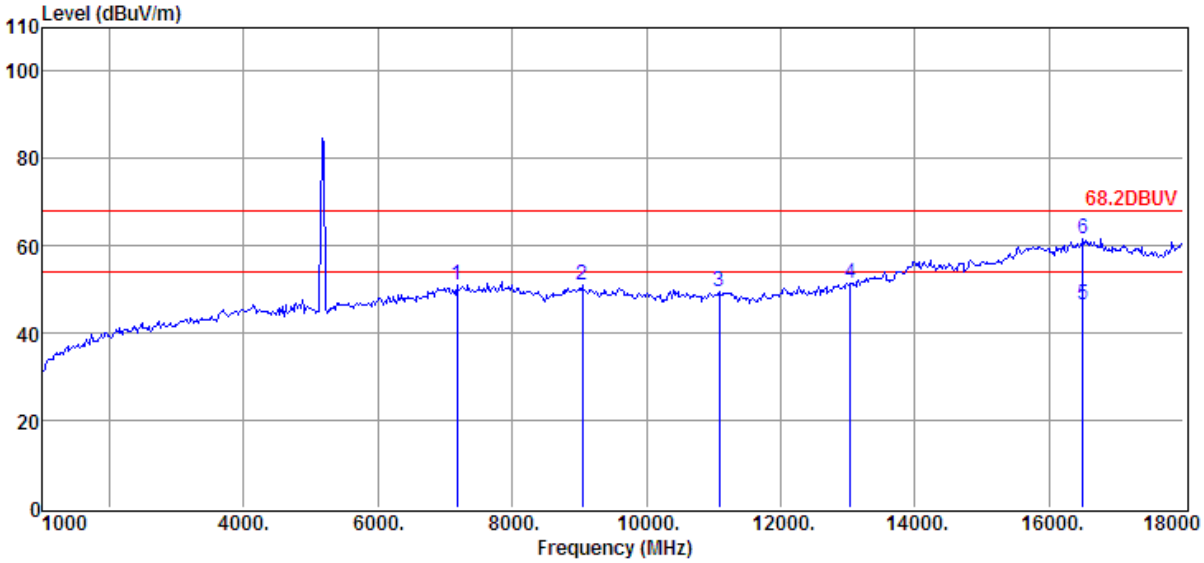


| Item (Mark) | Freq. (MHz) | Read Level (dBµV) | Antenna Factor (dB/m) | PRM Factor dB | Cable Loss dB | Result Level (dBµV/m) | Limit Line (dBµV/m) | Over Limit (dB) | Detector | Polarization |
|---|---|---|---|---|---|---|---|---|---|---|
| 1 | 7171.00 | 34.57 | 36.34 | 30.48 | 10.57 | 51.00 | 68.20 | -17.20 | Peak | HORIZONTAL |
| 2 | 9041.00 | 34.19 | 37.41 | 32.34 | 11.87 | 51.13 | 68.20 | -17.07 | Peak | HORIZONTAL |
| 3 | 11081.00 | 32.47 | 37.62 | 34.08 | 13.50 | 49.51 | 68.20 | -18.69 | Peak | HORIZONTAL |
| 4 | 13036.00 | 33.65 | 38.84 | 35.67 | 14.68 | 51.50 | 68.20 | -16.70 | Peak | HORIZONTAL |
| 5 | 16504.00 | 20.32 | 44.69 | 36.06 | 17.51 | 46.46 | 54.00 | -7.54 | Average | HORIZONTAL |
| 6 | 16504.00 | 35.33 | 44.69 | 36.06 | 17.51 | 61.47 | 68.20 | -6.73 | Peak | HORIZONTAL |

Note: 1. Result Level = Read Level + Antenna Factor + Cable loss - PRM Factor.
2. If Peak Result complies with AV limit, AV Result is deemed to comply with AV limit.
3. Test setup: RBW: 1 MHz, VBW: 3 MHz, Sweep time: auto.


*This report shall not be reproduced except in full, without the written approval of UL Verification Services (Guangzhou) Co., Ltd, Song Shan Lake Branch.*

**Power Supply** : 3.8Vdc **Test Mode** : TX MODE 11ac 5180MHz

**Condition** : Temp:24.5'C,Humi:55%, Press:100.1kPa **Antenna/Distance** : 2016 HF907/3m/VERTICAL

**Memo** :

Data: 2

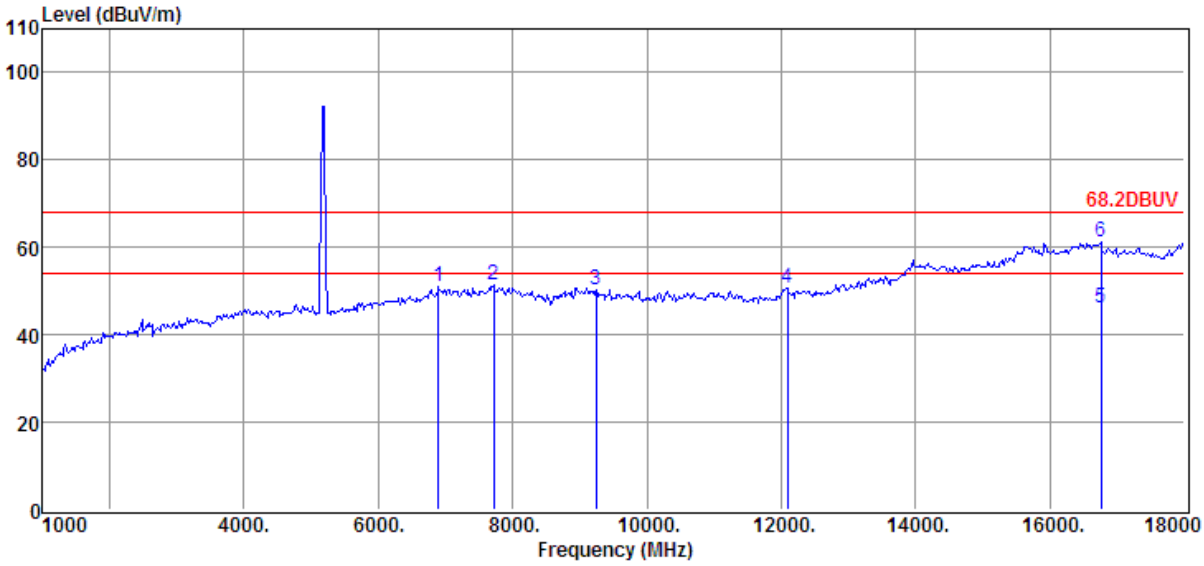


| Item (Mark) | Freq. (MHz) | Read Level (dBµV) | Antenna Factor (dB/m) | PRM Factor dB | Cable Loss dB | Result Level (dBµV/m) | Limit Line (dBµV/m) | Over Limit (dB) | Detector | Polarization |
|---|---|---|---|---|---|---|---|---|---|---|
| 1 | 6899.00 | 34.72 | 36.12 | 30.31 | 10.33 | 50.86 | 68.20 | -17.34 | Peak | VERTICAL |
| 2 | 7715.00 | 34.87 | 36.64 | 30.99 | 10.98 | 51.50 | 68.20 | -16.70 | Peak | VERTICAL |
| 3 | 9245.00 | 33.71 | 36.95 | 32.45 | 12.09 | 50.30 | 68.20 | -17.90 | Peak | VERTICAL |
| 4 | 12084.00 | 33.47 | 37.72 | 34.85 | 14.30 | 50.64 | 68.20 | -17.56 | Peak | VERTICAL |
| 5 | 16759.00 | 20.14 | 44.28 | 36.45 | 17.97 | 45.94 | 54.00 | -8.06 | Average | VERTICAL |
| 6 | 16759.00 | 35.34 | 44.28 | 36.45 | 17.97 | 61.14 | 68.20 | -7.06 | Peak | VERTICAL |

Note: 1. Result Level = Read Level + Antenna Factor + Cable loss - PRM Factor.
2. If Peak Result complies with AV limit, AV Result is deemed to comply with AV limit.
3. Test setup: RBW: 1 MHz, VBW: 3 MHz, Sweep time: auto.


*This report shall not be reproduced except in full, without the written approval of UL Verification Services (Guangzhou) Co., Ltd, Song Shan Lake Branch.*

**Power Supply** : 3.8Vdc

**Test Mode** : TX MODE 11ac 5180MHz

**Condition** : Temp:24.5'C,Humi:55%, Press:100.1kPa

**Antenna/Distance** : 2016 HF907/3m/VERTICAL

**Memo** :

Data: 3

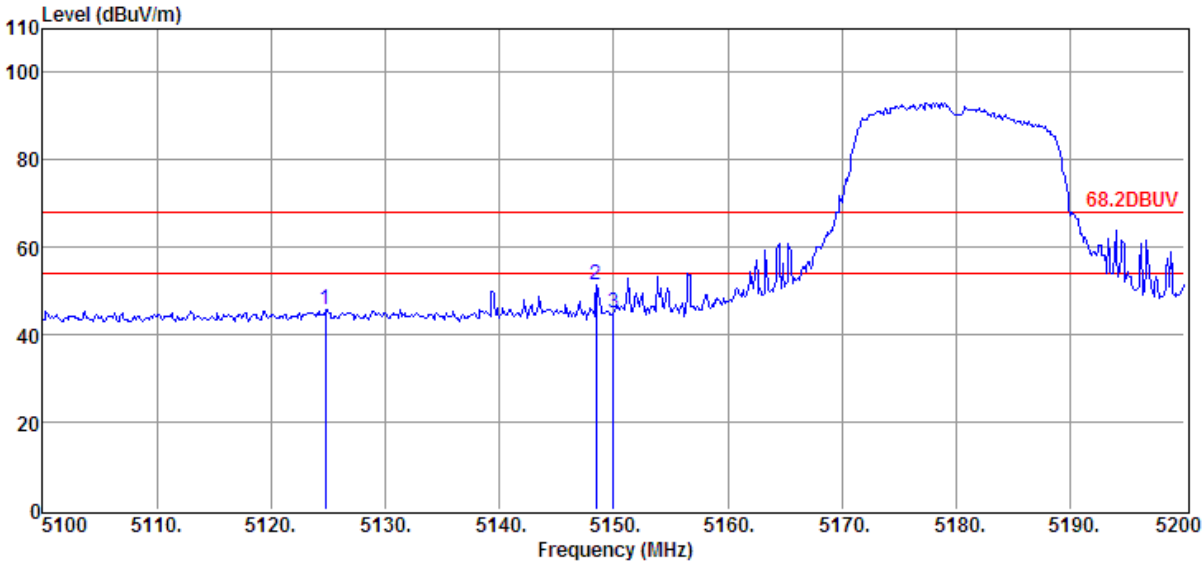


| Item (Mark) | Freq. (MHz) | Read Level (dBµV) | Antenna Factor (dB/m) | PRM Factor dB | Cable Loss dB | Result Level (dBµV/m) | Limit Line (dBµV/m) | Over Limit (dB) | Detector | Polarization |
|---|---|---|---|---|---|---|---|---|---|---|
| 1 | 5124.80 | 32.35 | 33.96 | 29.34 | 8.80 | 45.77 | 68.20 | -22.43 | Peak | VERTICAL |
| 2 | 5148.50 | 37.97 | 34.01 | 29.33 | 8.84 | 51.49 | 68.20 | -16.71 | Peak | VERTICAL |
| 3 | 5150.00 | 31.42 | 34.01 | 29.33 | 8.84 | 44.94 | 68.20 | -23.26 | Peak | VERTICAL |

Note: 1. Result Level = Read Level + Antenna Factor + Cable loss - PRM Factor.
2. If Peak Result complies with AV limit, AV Result is deemed to comply with AV limit.
3. Test setup: RBW: 1 MHz, VBW: 3 MHz, Sweep time: auto.


*This report shall not be reproduced except in full, without the written approval of UL Verification Services (Guangzhou) Co., Ltd, Song Shan Lake Branch.*

**Power Supply** : 3.8Vdc

**Test Mode** : TX MODE 11ac 5180MHz

**Condition** : Temp:24.5'C,Humi:55%, Press:100.1kPa

**Antenna/Distance** : 2016 HF907/3m/HORIZONTAL

**Memo** :

Data: 4

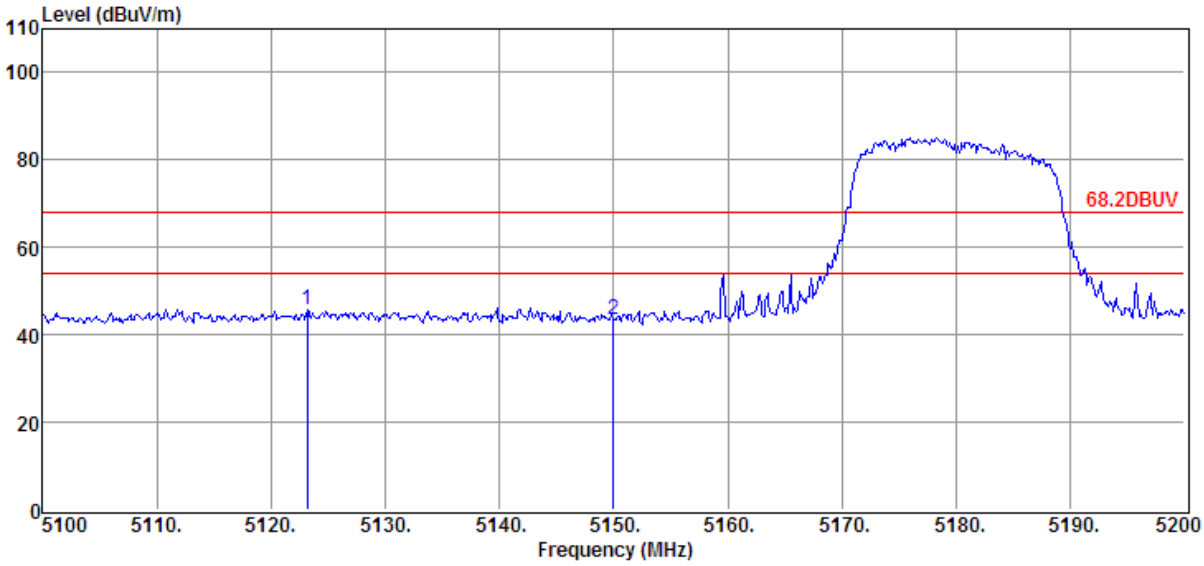


| Item (Mark) | Freq. (MHz) | Read Level (dBµV) | Antenna Factor (dB/m) | PRM Factor dB | Cable Loss dB | Result Level (dBµV/m) | Limit Line (dBµV/m) | Over Limit (dB) | Detector | Polarization |
|---|---|---|---|---|---|---|---|---|---|---|
| 1 | 5123.20 | 32.23 | 33.96 | 29.34 | 8.80 | 45.65 | 68.20 | -22.55 | Peak | HORIZONTAL |
| 2 | 5150.00 | 29.83 | 34.01 | 29.33 | 8.84 | 43.35 | 68.20 | -24.85 | Peak | HORIZONTAL |

Note: 1. Result Level = Read Level + Antenna Factor + Cable loss - PRM Factor.
2. If Peak Result complies with AV limit, AV Result is deemed to comply with AV limit.
3. Test setup: RBW: 1 MHz, VBW: 3 MHz, Sweep time: auto.


*This report shall not be reproduced except in full, without the written approval of UL Verification Services (Guangzhou) Co., Ltd, Song Shan Lake Branch.*

**Power Supply** : 3.8Vdc

**Test Mode** : TX MODE 11ac 5200MHz

**Condition** : Temp:24.5'C,Humi:55%, Press:100.1kPa

**Antenna/Distance** : 2016 HF907/3m/HORIZONTAL

**Memo** :

Data: 5

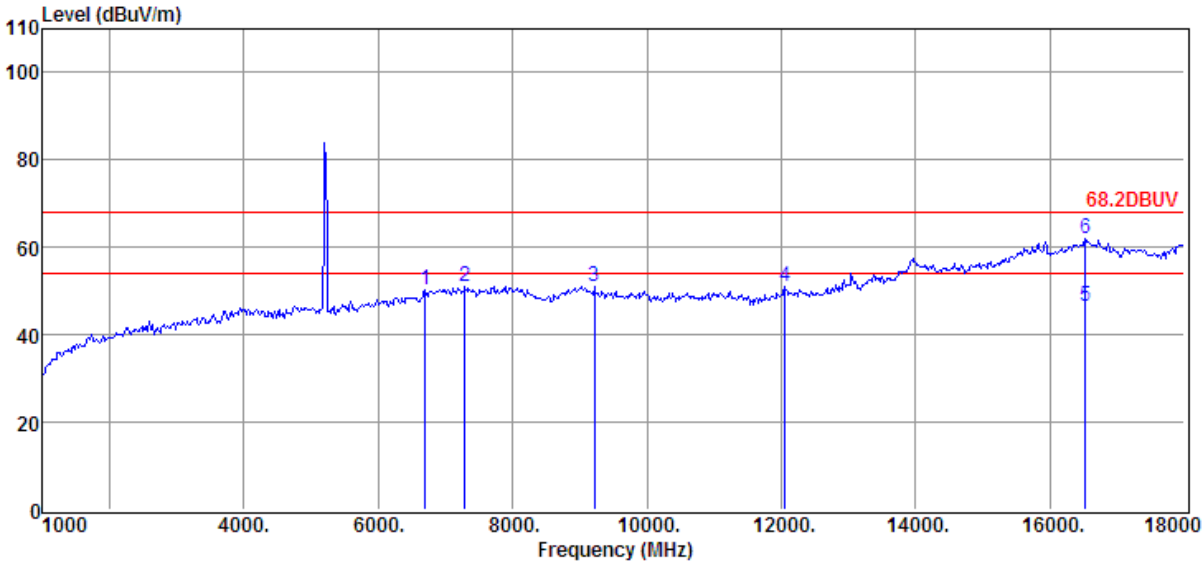


| Item (Mark) | Freq. (MHz) | Read Level (dBµV) | Antenna Factor (dB/m) | PRM Factor dB | Cable Loss dB | Result Level (dBµV/m) | Limit Line (dBµV/m) | Over Limit (dB) | Detector | Polarization |
|---|---|---|---|---|---|---|---|---|---|---|
| 1 | 6695.00 | 34.35 | 35.96 | 30.14 | 10.14 | 50.31 | 68.20 | -17.89 | Peak | HORIZONTAL |
| 2 | 7290.00 | 34.40 | 36.44 | 30.55 | 10.68 | 50.97 | 68.20 | -17.23 | Peak | HORIZONTAL |
| 3 | 9211.00 | 34.52 | 37.03 | 32.42 | 12.05 | 51.18 | 68.20 | -17.02 | Peak | HORIZONTAL |
| 4 | 12050.00 | 33.89 | 37.67 | 34.82 | 14.26 | 51.00 | 68.20 | -17.20 | Peak | HORIZONTAL |
| 5 | 16521.00 | 20.33 | 44.67 | 36.06 | 17.51 | 46.45 | 54.00 | -7.55 | Average | HORIZONTAL |
| 6 | 16521.00 | 35.86 | 44.67 | 36.06 | 17.51 | 61.98 | 68.20 | -6.22 | Peak | HORIZONTAL |

Note: 1. Result Level = Read Level + Antenna Factor + Cable loss - PRM Factor.
2. If Peak Result complies with AV limit, AV Result is deemed to comply with AV limit.
3. Test setup: RBW: 1 MHz, VBW: 3 MHz, Sweep time: auto.


*This report shall not be reproduced except in full, without the written approval of UL Verification Services (Guangzhou) Co., Ltd, Song Shan Lake Branch.*

**Power Supply** : 3.8Vdc

**Test Mode** : TX MODE 11ac 5200MHz

**Condition** : Temp:24.5'C,Humi:55%, Press:100.1kPa

**Antenna/Distance** : 2016 HF907/3m/VERTICAL

**Memo** :

Data: 6

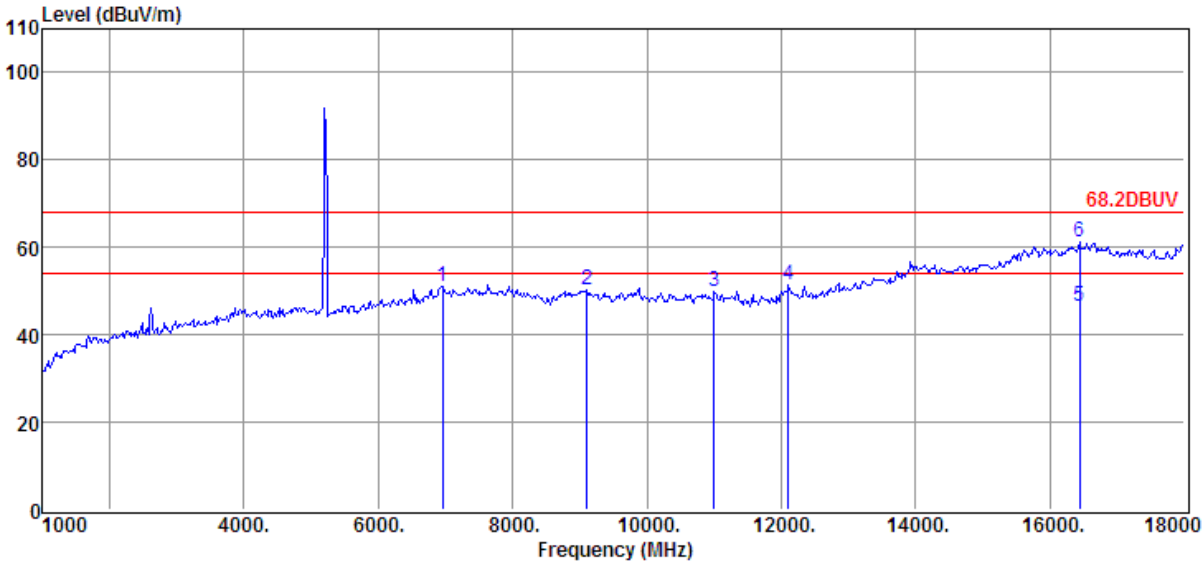


| Item (Mark) | Freq. (MHz) | Read Level (dBµV) | Antenna Factor (dB/m) | PRM Factor dB | Cable Loss dB | Result Level (dBµV/m) | Limit Line (dBµV/m) | Over Limit (dB) | Detector | Polarization |
|---|---|---|---|---|---|---|---|---|---|---|
| 1 | 6950.00 | 34.92 | 36.16 | 30.34 | 10.39 | 51.13 | 68.20 | -17.07 | Peak | VERTICAL |
| 2 | 9109.00 | 33.26 | 37.26 | 32.36 | 11.95 | 50.11 | 68.20 | -18.09 | Peak | VERTICAL |
| 3 | 10996.00 | 32.68 | 37.79 | 33.98 | 13.48 | 49.97 | 68.20 | -18.23 | Peak | VERTICAL |
| 4 | 12101.00 | 34.30 | 37.74 | 34.87 | 14.30 | 51.47 | 68.20 | -16.73 | Peak | VERTICAL |
| 5 | 16436.00 | 20.46 | 44.60 | 35.99 | 17.45 | 46.52 | 54.00 | -7.48 | Average | VERTICAL |
| 6 | 16436.00 | 35.11 | 44.60 | 35.99 | 17.45 | 61.17 | 68.20 | -7.03 | Peak | VERTICAL |

Note: 1. Result Level = Read Level + Antenna Factor + Cable loss - PRM Factor.
2. If Peak Result complies with AV limit, AV Result is deemed to comply with AV limit.
3. Test setup: RBW: 1 MHz, VBW: 3 MHz, Sweep time: auto.


*This report shall not be reproduced except in full, without the written approval of UL Verification Services (Guangzhou) Co., Ltd, Song Shan Lake Branch.*

**Power Supply** : 3.8Vdc

**Test Mode** : TX MODE 11ac 5240MHz

**Condition** : Temp:24.5'C,Humi:55%, Press:100.1kPa

**Antenna/Distance** : 2016 HF907/3m/VERTICAL

**Memo** :

Data: 7

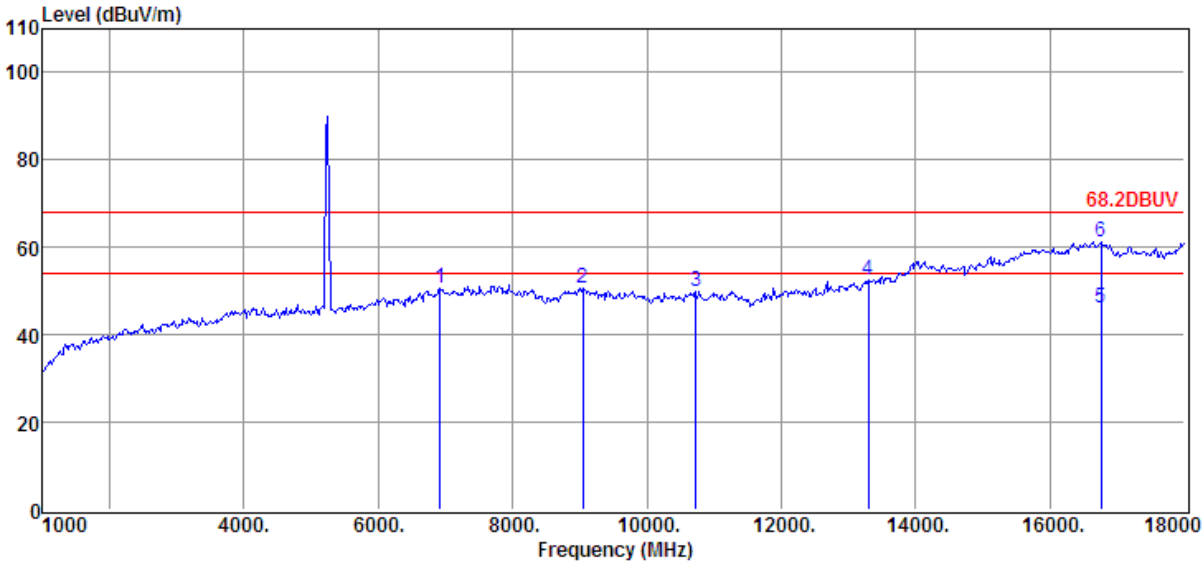


| Item (Mark) | Freq. (MHz) | Read Level (dBµV) | Antenna Factor (dB/m) | PRM Factor dB | Cable Loss dB | Result Level (dBµV/m) | Limit Line (dBµV/m) | Over Limit (dB) | Detector | Polarization |
|---|---|---|---|---|---|---|---|---|---|---|
| 1 | 6916.00 | 34.49 | 36.13 | 30.33 | 10.37 | 50.66 | 68.20 | -17.54 | Peak | VERTICAL |
| 2 | 9041.00 | 33.77 | 37.41 | 32.34 | 11.87 | 50.71 | 68.20 | -17.49 | Peak | VERTICAL |
| 3 | 10724.00 | 33.48 | 37.04 | 33.51 | 13.05 | 50.06 | 68.20 | -18.14 | Peak | VERTICAL |
| 4 | 13291.00 | 34.23 | 39.09 | 35.47 | 14.74 | 52.59 | 68.20 | -15.61 | Peak | VERTICAL |
| 5 | 16759.00 | 20.16 | 44.28 | 36.45 | 17.97 | 45.96 | 54.00 | -8.04 | Average | VERTICAL |
| 6 | 16759.00 | 35.35 | 44.28 | 36.45 | 17.97 | 61.15 | 68.20 | -7.05 | Peak | VERTICAL |

Note: 1. Result Level = Read Level + Antenna Factor + Cable loss - PRM Factor.
2. If Peak Result complies with AV limit, AV Result is deemed to comply with AV limit.
3. Test setup: RBW: 1 MHz, VBW: 3 MHz, Sweep time: auto.


*This report shall not be reproduced except in full, without the written approval of UL Verification Services (Guangzhou) Co., Ltd, Song Shan Lake Branch.*

**Power Supply** : 3.8Vdc

**Test Mode** : TX MODE 11ac 5240MHz

**Condition** : Temp:24.5'C,Humi:55%, Press:100.1kPa

**Antenna/Distance** : 2016 HF907/3m/HORIZONTAL

**Memo** :

Data: 8

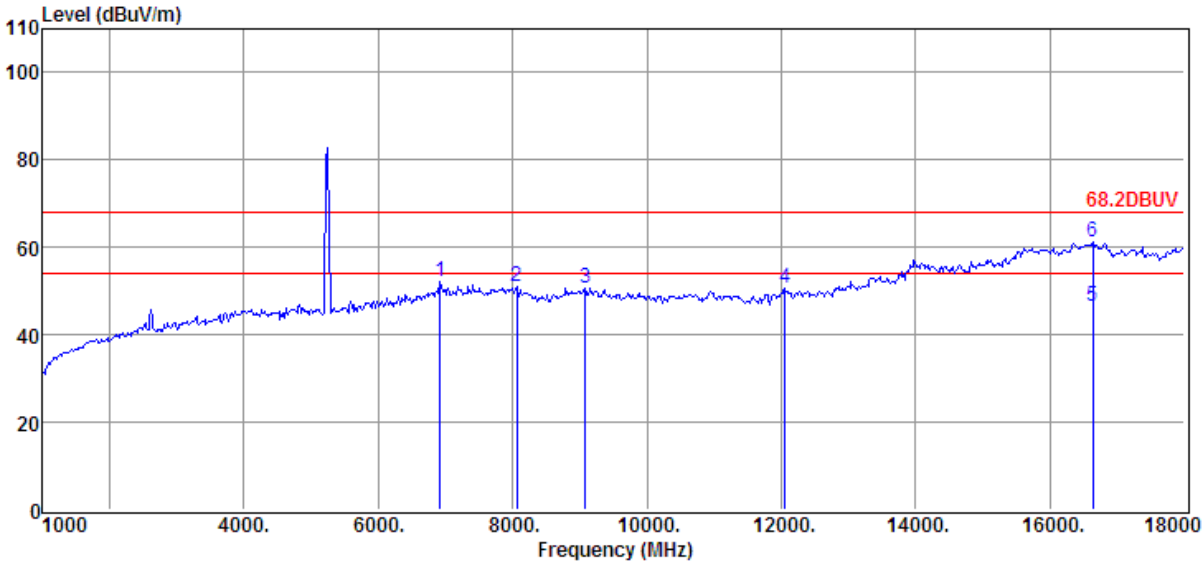


| Item (Mark) | Freq. (MHz) | Read Level (dBµV) | Antenna Factor (dB/m) | PRM Factor dB | Cable Loss dB | Result Level (dBµV/m) | Limit Line (dBµV/m) | Over Limit (dB) | Detector | Polarization |
|---|---|---|---|---|---|---|---|---|---|---|
| 1 | 6916.00 | 36.00 | 36.13 | 30.33 | 10.37 | 52.17 | 68.20 | -16.03 | Peak | HORIZONTAL |
| 2 | 8055.00 | 34.49 | 36.54 | 31.18 | 11.18 | 51.03 | 68.20 | -17.17 | Peak | HORIZONTAL |
| 3 | 9075.00 | 33.94 | 37.33 | 32.35 | 11.89 | 50.81 | 68.20 | -17.39 | Peak | HORIZONTAL |
| 4 | 12050.00 | 33.68 | 37.67 | 34.82 | 14.26 | 50.79 | 68.20 | -17.41 | Peak | HORIZONTAL |
| 5 | 16640.00 | 20.57 | 44.47 | 36.28 | 17.74 | 46.50 | 54.00 | -7.50 | Average | HORIZONTAL |
| 6 | 16640.00 | 35.20 | 44.47 | 36.28 | 17.74 | 61.13 | 68.20 | -7.07 | Peak | HORIZONTAL |

Note: 1. Result Level = Read Level + Antenna Factor + Cable loss - PRM Factor.
2. If Peak Result complies with AV limit, AV Result is deemed to comply with AV limit.
3. Test setup: RBW: 1 MHz, VBW: 3 MHz, Sweep time: auto.


*This report shall not be reproduced except in full, without the written approval of UL Verification Services (Guangzhou) Co., Ltd, Song Shan Lake Branch.*

**Power Supply** : 3.8Vdc

**Test Mode** : TX MODE 11ac 5240MHz

**Condition** : Temp:24.5'C,Humi:55%, Press:100.1kPa

**Antenna/Distance** : 2016 HF907/3m/HORIZONTAL

**Memo** :

Data: 9

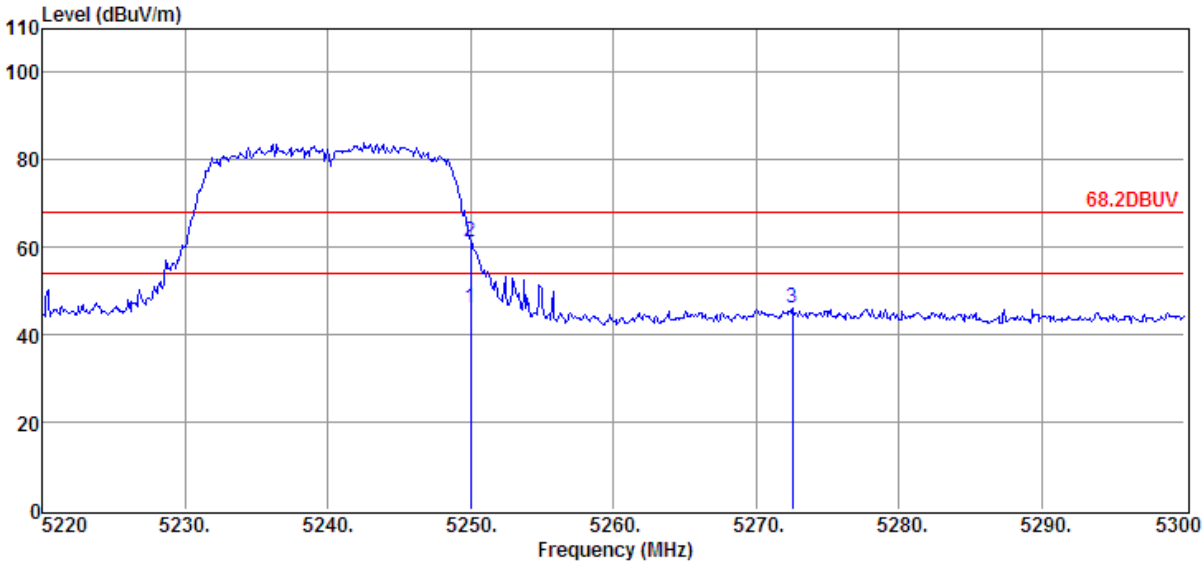


| Item (Mark) | Freq. (MHz) | Read Level (dBµV) | Antenna Factor (dB/m) | PRM Factor dB | Cable Loss dB | Result Level (dBµV/m) | Limit Line (dBµV/m) | Over Limit (dB) | Detector | Polarization |
|---|---|---|---|---|---|---|---|---|---|---|
| 1 | 5250.00 | 32.13 | 34.21 | 29.32 | 8.93 | 45.95 | 54.00 | -8.05 | Average | HORIZONTAL |
| 2 | 5250.00 | 47.37 | 34.21 | 29.32 | 8.93 | 61.19 | 68.20 | -7.01 | Peak | HORIZONTAL |
| 3 | 5272.56 | 32.03 | 34.26 | 29.32 | 8.96 | 45.93 | 68.20 | -22.27 | Peak | HORIZONTAL |

Note: 1. Result Level = Read Level + Antenna Factor + Cable loss - PRM Factor.
2. If Peak Result complies with AV limit, AV Result is deemed to comply with AV limit.
3. Test setup: RBW: 1 MHz, VBW: 3 MHz, Sweep time: auto.


*This report shall not be reproduced except in full, without the written approval of UL Verification Services (Guangzhou) Co., Ltd, Song Shan Lake Branch.*

**Power Supply** : 3.8Vdc **Test Mode** : TX MODE 11ac 5240MHz

**Condition** : Temp:24.5'C,Humi:55%, Press:100.1kPa **Antenna/Distance** : 2016 HF907/3m/VERTICAL

**Memo** :

Data: 10

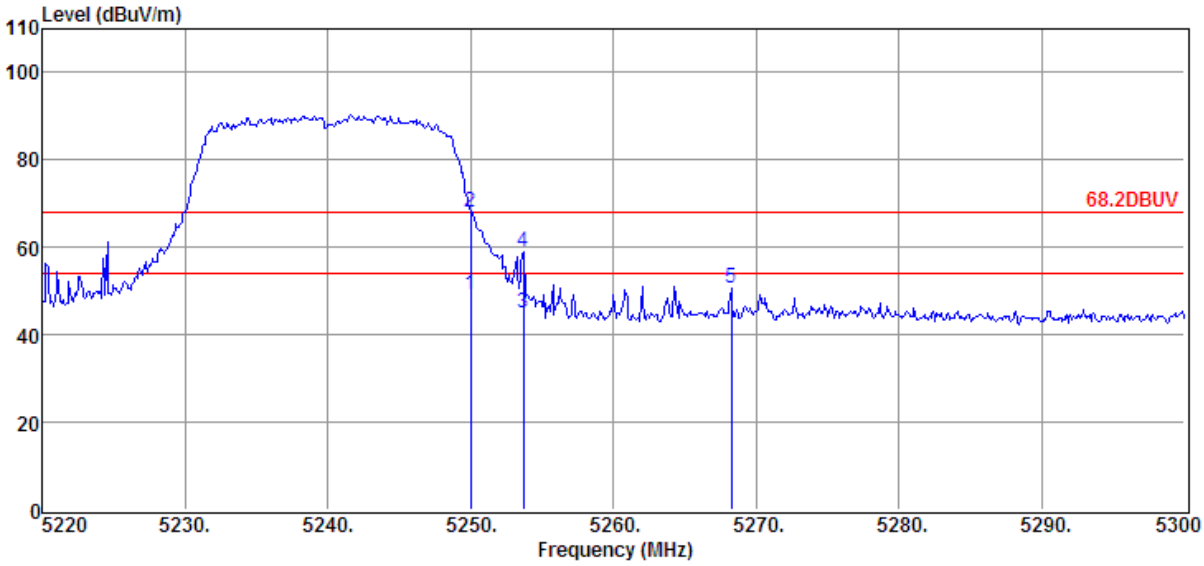


| Item (Mark) | Freq. (MHz) | Read Level (dBµV) | Antenna Factor (dB/m) | PRM Factor dB | Cable Loss dB | Result Level (dBµV/m) | Limit Line (dBµV/m) | Over Limit (dB) | Detector | Polarization |
|---|---|---|---|---|---|---|---|---|---|---|
| 1 | 5250.00 | 35.22 | 34.21 | 29.32 | 8.93 | 49.04 | 54.00 | -4.96 | Average | VERTICAL |
| 2 | 5250.00 | 54.24 | 34.21 | 29.32 | 8.93 | 68.06 | 68.20 | -0.14 | Peak | VERTICAL |
| 3 | 5253.68 | 31.18 | 34.22 | 29.32 | 8.93 | 45.01 | 54.00 | -8.99 | Average | VERTICAL |
| 4 | 5253.68 | 45.18 | 34.22 | 29.32 | 8.93 | 59.01 | 68.20 | -9.19 | Peak | VERTICAL |
| 5 | 5268.24 | 36.62 | 34.25 | 29.32 | 8.96 | 50.51 | 68.20 | -17.69 | Peak | VERTICAL |

Note: 1. Result Level = Read Level + Antenna Factor + Cable loss - PRM Factor.
2. If Peak Result complies with AV limit, AV Result is deemed to comply with AV limit.
3. Test setup: RBW: 1 MHz, VBW: 3 MHz, Sweep time: auto.


*This report shall not be reproduced except in full, without the written approval of UL Verification Services (Guangzhou) Co., Ltd, Song Shan Lake Branch.*

**Power Supply** : 3.8Vdc

**Test Mode** : TX MODE 11ac 5260MHz

**Condition** : Temp:24.5'C,Humi:55%, Press:100.1kPa

**Antenna/Distance** : 2016 HF907/3m/VERTICAL

**Memo** :

Data: 11

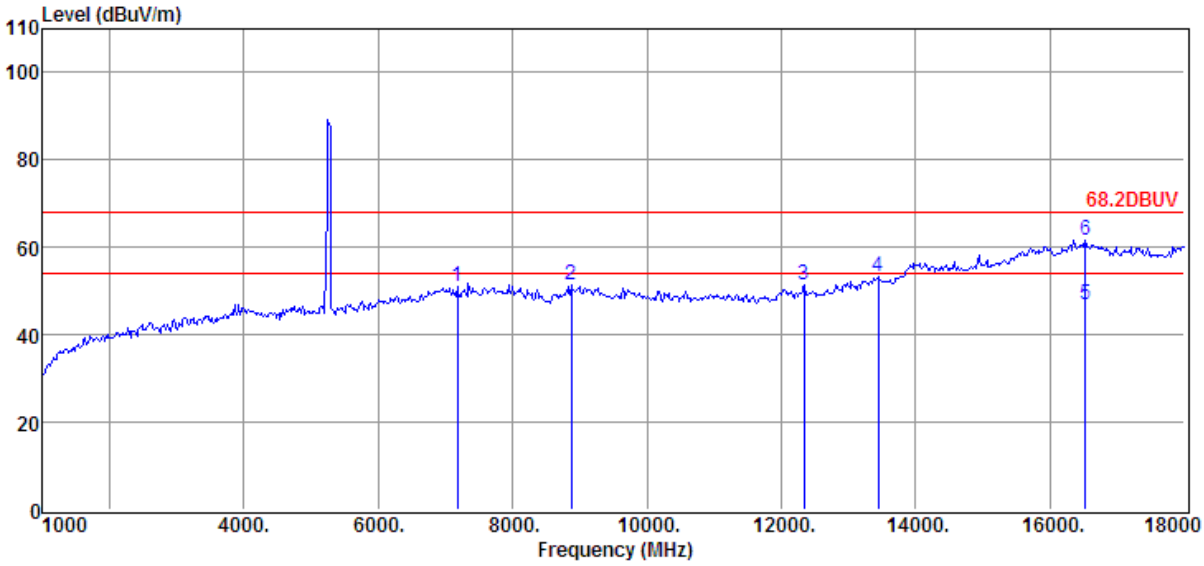


| Item (Mark) | Freq. (MHz) | Read Level (dBµV) | Antenna Factor (dB/m) | PRM Factor dB | Cable Loss dB | Result Level (dBµV/m) | Limit Line (dBµV/m) | Over Limit (dB) | Detector | Polarization |
|---|---|---|---|---|---|---|---|---|---|---|
| 1 | 7171.00 | 34.74 | 36.34 | 30.48 | 10.57 | 51.17 | 68.20 | -17.03 | Peak | VERTICAL |
| 2 | 8871.00 | 34.75 | 36.94 | 32.22 | 11.77 | 51.24 | 68.20 | -16.96 | Peak | VERTICAL |
| 3 | 12339.00 | 33.76 | 38.08 | 35.08 | 14.51 | 51.27 | 68.20 | -16.93 | Peak | VERTICAL |
| 4 | 13444.00 | 34.56 | 39.24 | 35.28 | 14.78 | 53.30 | 68.20 | -14.90 | Peak | VERTICAL |
| 5 | 16521.00 | 20.78 | 44.67 | 36.06 | 17.51 | 46.90 | 54.00 | -7.10 | Average | VERTICAL |
| 6 | 16521.00 | 35.43 | 44.67 | 36.06 | 17.51 | 61.55 | 68.20 | -6.65 | Peak | VERTICAL |

Note: 1. Result Level = Read Level + Antenna Factor + Cable loss - PRM Factor.
2. If Peak Result complies with AV limit, AV Result is deemed to comply with AV limit.
3. Test setup: RBW: 1 MHz, VBW: 3 MHz, Sweep time: auto.


*This report shall not be reproduced except in full, without the written approval of UL Verification Services (Guangzhou) Co., Ltd, Song Shan Lake Branch.*

**Power Supply** : 3.8Vdc

**Test Mode** : TX MODE 11ac 5260MHz

**Condition** : Temp:24.5'C,Humi:55%, Press:100.1kPa

**Antenna/Distance** : 2016 HF907/3m/HORIZONTAL

**Memo** :

Data: 12

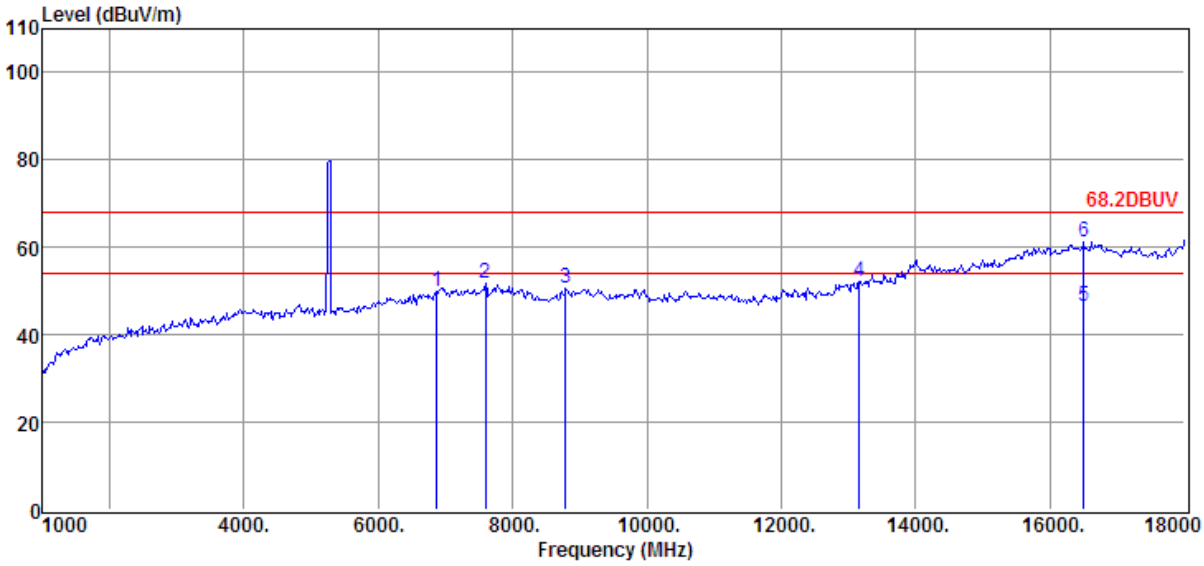


| Item (Mark) | Freq. (MHz) | Read Level (dBµV) | Antenna Factor (dB/m) | PRM Factor dB | Cable Loss dB | Result Level (dBµV/m) | Limit Line (dBµV/m) | Over Limit (dB) | Detector | Polarization |
|---|---|---|---|---|---|---|---|---|---|---|
| 1 | 6865.00 | 33.65 | 36.09 | 30.28 | 10.31 | 49.77 | 68.20 | -18.43 | Peak | HORIZONTAL |
| 2 | 7596.00 | 35.05 | 36.62 | 30.90 | 10.91 | 51.68 | 68.20 | -16.52 | Peak | HORIZONTAL |
| 3 | 8786.00 | 34.39 | 36.57 | 32.15 | 11.74 | 50.55 | 68.20 | -17.65 | Peak | HORIZONTAL |
| 4 | 13155.00 | 34.16 | 38.96 | 35.57 | 14.71 | 52.26 | 68.20 | -15.94 | Peak | HORIZONTAL |
| 5 | 16504.00 | 20.46 | 44.69 | 36.06 | 17.51 | 46.60 | 54.00 | -7.40 | Average | HORIZONTAL |
| 6 | 16504.00 | 35.15 | 44.69 | 36.06 | 17.51 | 61.29 | 68.20 | -6.91 | Peak | HORIZONTAL |

Note: 1. Result Level = Read Level + Antenna Factor + Cable loss - PRM Factor.
2. If Peak Result complies with AV limit, AV Result is deemed to comply with AV limit.
3. Test setup: RBW: 1 MHz, VBW: 3 MHz, Sweep time: auto.


*This report shall not be reproduced except in full, without the written approval of UL Verification Services (Guangzhou) Co., Ltd, Song Shan Lake Branch.*

**Power Supply** : 3.8Vdc

**Test Mode** : TX MODE 11ac 5260MHz

**Condition** : Temp:24.5'C,Humi:55%, Press:100.1kPa

**Antenna/Distance** : 2016 HF907/3m/HORIZONTAL

**Memo** :

Data: 13

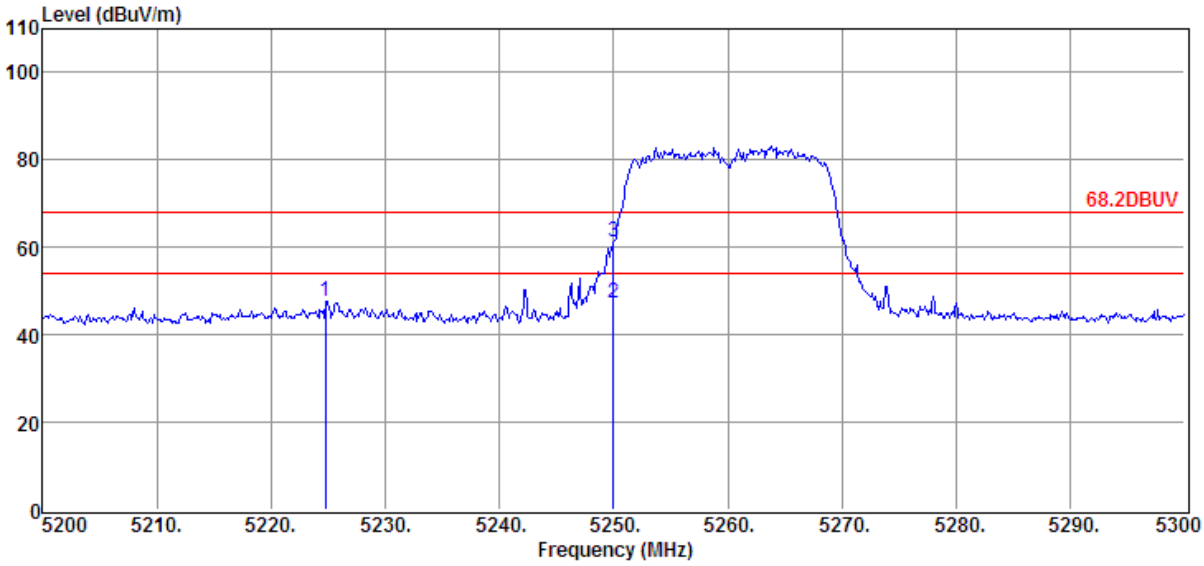


| Item (Mark) | Freq. (MHz) | Read Level (dBµV) | Antenna Factor (dB/m) | PRM Factor dB | Cable Loss dB | Result Level (dBµV/m) | Limit Line (dBµV/m) | Over Limit (dB) | Detector | Polarization |
|---|---|---|---|---|---|---|---|---|---|---|
| 1 | 5224.80 | 33.87 | 34.16 | 29.32 | 8.91 | 47.62 | 68.20 | -20.58 | Peak | HORIZONTAL |
| 2 | 5250.00 | 33.57 | 34.21 | 29.32 | 8.93 | 47.39 | 54.00 | -6.61 | Average | HORIZONTAL |
| 3 | 5250.00 | 47.33 | 34.21 | 29.32 | 8.93 | 61.15 | 68.20 | -7.05 | Peak | HORIZONTAL |

Note: 1. Result Level = Read Level + Antenna Factor + Cable loss - PRM Factor.
2. If Peak Result complies with AV limit, AV Result is deemed to comply with AV limit.
3. Test setup: RBW: 1 MHz, VBW: 3 MHz, Sweep time: auto.


*This report shall not be reproduced except in full, without the written approval of UL Verification Services (Guangzhou) Co., Ltd, Song Shan Lake Branch.*

**Power Supply** : 3.8Vdc

**Test Mode** : TX MODE 11ac 5260MHz

**Condition** : Temp:24.5'C,Humi:55%, Press:100.1kPa

**Antenna/Distance** : 2016 HF907/3m/VERTICAL

**Memo** :

Data: 14

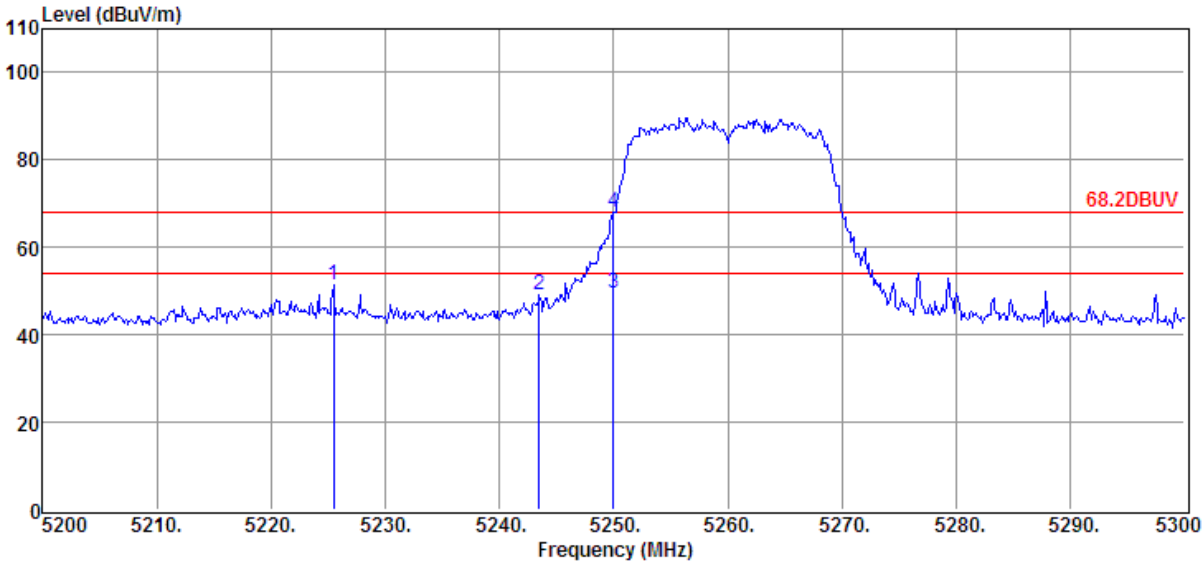


| Item (Mark) | Freq. (MHz) | Read Level (dBµV) | Antenna Factor (dB/m) | PRM Factor dB | Cable Loss dB | Result Level (dBµV/m) | Limit Line (dBµV/m) | Over Limit (dB) | Detector | Polarization |
|---|---|---|---|---|---|---|---|---|---|---|
| 1 | 5225.50 | 37.53 | 34.16 | 29.32 | 8.91 | 51.28 | 68.20 | -16.92 | Peak | VERTICAL |
| 2 | 5243.50 | 35.31 | 34.20 | 29.32 | 8.93 | 49.12 | 68.20 | -19.08 | Peak | VERTICAL |
| 3 | 5250.00 | 35.89 | 34.21 | 29.32 | 8.93 | 49.71 | 54.00 | -4.29 | Average | VERTICAL |
| 4 | 5250.00 | 54.08 | 34.21 | 29.32 | 8.93 | 67.90 | 68.20 | -0.30 | Peak | VERTICAL |

Note: 1. Result Level = Read Level + Antenna Factor + Cable loss - PRM Factor.
2. If Peak Result complies with AV limit, AV Result is deemed to comply with AV limit.
3. Test setup: RBW: 1 MHz, VBW: 3 MHz, Sweep time: auto.


*This report shall not be reproduced except in full, without the written approval of UL Verification Services (Guangzhou) Co., Ltd, Song Shan Lake Branch.*

**Power Supply** : 3.8Vdc

**Test Mode** : TX MODE 11ac 5280MHz

**Condition** : Temp:24.5'C,Humi:55%, Press:100.1kPa

**Antenna/Distance** : 2016 HF907/3m/VERTICAL

**Memo** :

Data: 15

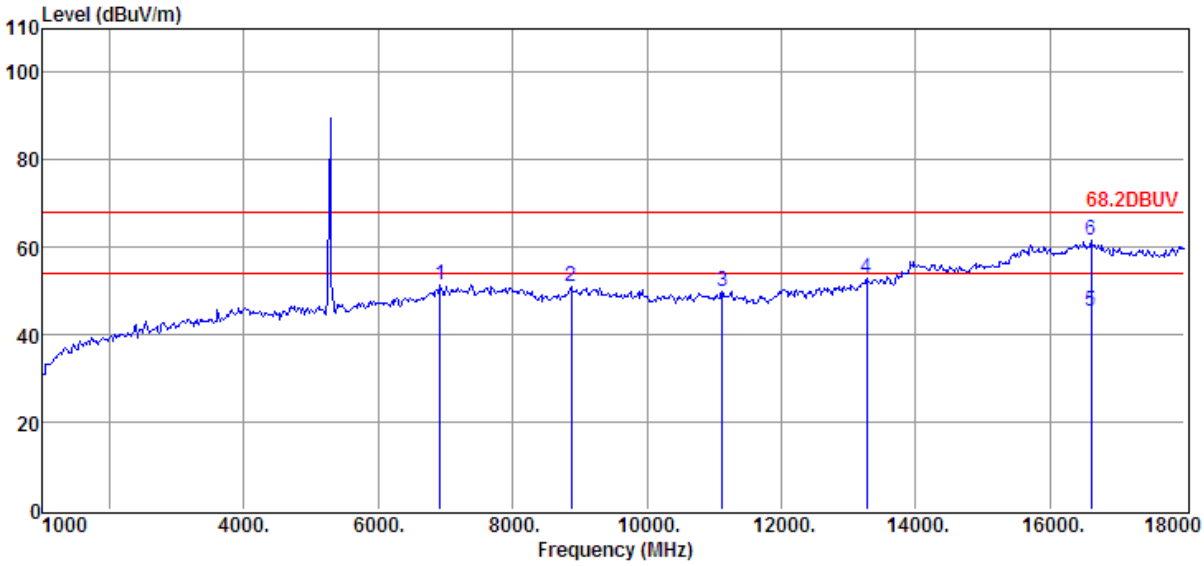


| Item (Mark) | Freq. (MHz) | Read Level (dBµV) | Antenna Factor (dB/m) | PRM Factor dB | Cable Loss dB | Result Level (dBµV/m) | Limit Line (dBµV/m) | Over Limit (dB) | Detector | Polarization |
|---|---|---|---|---|---|---|---|---|---|---|
| 1 | 6916.00 | 35.22 | 36.13 | 30.33 | 10.37 | 51.39 | 68.20 | -16.81 | Peak | VERTICAL |
| 2 | 8871.00 | 34.64 | 36.94 | 32.22 | 11.77 | 51.13 | 68.20 | -17.07 | Peak | VERTICAL |
| 3 | 11115.00 | 33.12 | 37.54 | 34.13 | 13.50 | 50.03 | 68.20 | -18.17 | Peak | VERTICAL |
| 4 | 13274.00 | 34.54 | 39.08 | 35.50 | 14.74 | 52.86 | 68.20 | -15.34 | Peak | VERTICAL |
| 5 | 16606.00 | 19.47 | 44.53 | 36.21 | 17.71 | 45.50 | 54.00 | -8.50 | Average | VERTICAL |
| 6 | 16606.00 | 35.53 | 44.53 | 36.21 | 17.71 | 61.56 | 68.20 | -6.64 | Peak | VERTICAL |

Note: 1. Result Level = Read Level + Antenna Factor + Cable loss - PRM Factor.
2. If Peak Result complies with AV limit, AV Result is deemed to comply with AV limit.
3. Test setup: RBW: 1 MHz, VBW: 3 MHz, Sweep time: auto.


*This report shall not be reproduced except in full, without the written approval of UL Verification Services (Guangzhou) Co., Ltd, Song Shan Lake Branch.*

**Power Supply** : 3.8Vdc

**Test Mode** : TX MODE 11ac 5280MHz

**Condition** : Temp:24.5'C,Humi:55%, Press:100.1kPa

**Antenna/Distance** : 2016 HF907/3m/HORIZONTAL

**Memo** :

Data: 16

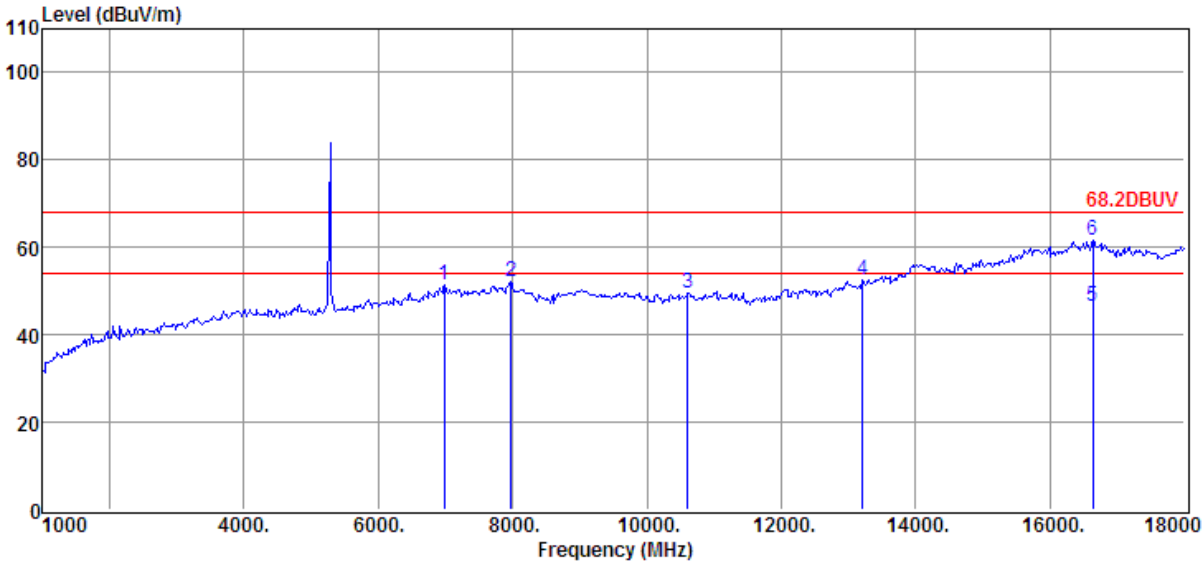


| Item (Mark) | Freq. (MHz) | Read Level (dBµV) | Antenna Factor (dB/m) | PRM Factor dB | Cable Loss dB | Result Level (dBµV/m) | Limit Line (dBµV/m) | Over Limit (dB) | Detector | Polarization |
|---|---|---|---|---|---|---|---|---|---|---|
| 1 | 6984.00 | 35.26 | 36.19 | 30.38 | 10.40 | 51.47 | 68.20 | -16.73 | Peak | HORIZONTAL |
| 2 | 7970.00 | 35.45 | 36.69 | 31.12 | 11.12 | 52.14 | 68.20 | -16.06 | Peak | HORIZONTAL |
| 3 | 10605.00 | 33.47 | 36.70 | 33.37 | 12.88 | 49.68 | 68.20 | -18.52 | Peak | HORIZONTAL |
| 4 | 13206.00 | 34.46 | 39.01 | 35.54 | 14.73 | 52.66 | 68.20 | -15.54 | Peak | HORIZONTAL |
| 5 | 16640.00 | 20.67 | 44.47 | 36.28 | 17.74 | 46.60 | 54.00 | -7.40 | Average | HORIZONTAL |
| 6 | 16640.00 | 35.83 | 44.47 | 36.28 | 17.74 | 61.76 | 68.20 | -6.44 | Peak | HORIZONTAL |

Note: 1. Result Level = Read Level + Antenna Factor + Cable loss - PRM Factor.
2. If Peak Result complies with AV limit, AV Result is deemed to comply with AV limit.
3. Test setup: RBW: 1 MHz, VBW: 3 MHz, Sweep time: auto.


*This report shall not be reproduced except in full, without the written approval of UL Verification Services (Guangzhou) Co., Ltd, Song Shan Lake Branch.*

**Power Supply** : 3.8Vdc

**Test Mode** : TX MODE 11ac 5320MHz

**Condition** : Temp:24.5'C,Humi:55%, Press:100.1kPa

**Antenna/Distance** : 2016 HF907/3m/HORIZONTAL

**Memo** :

Data: 17

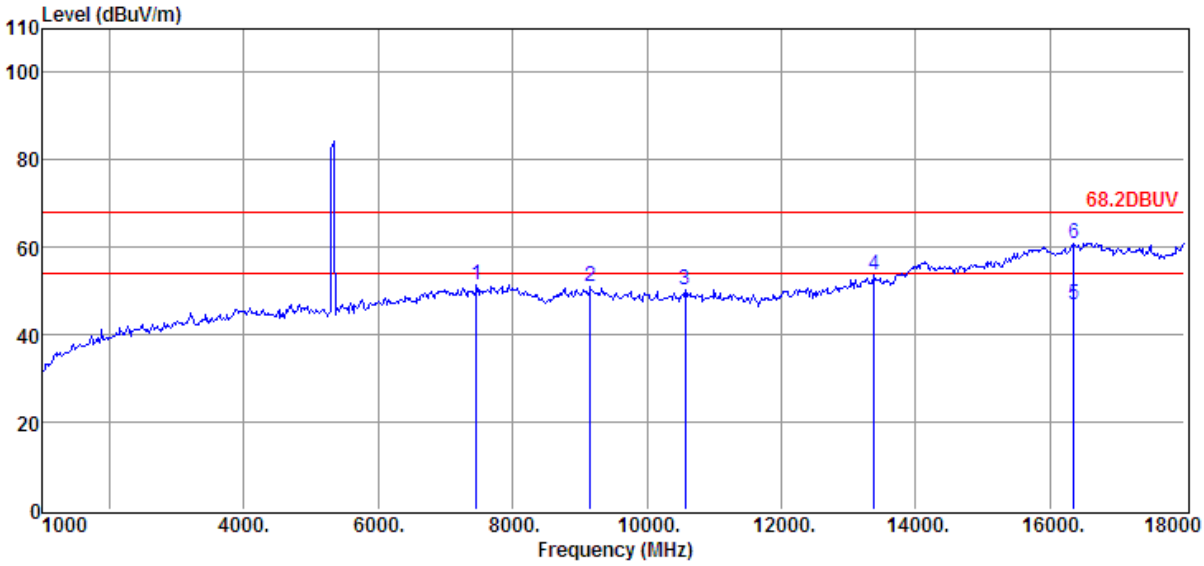


| Item (Mark) | Freq. (MHz) | Read Level (dBµV) | Antenna Factor (dB/m) | PRM Factor dB | Cable Loss dB | Result Level (dBµV/m) | Limit Line (dBµV/m) | Over Limit (dB) | Detector | Polarization |
|---|---|---|---|---|---|---|---|---|---|---|
| 1 | 7460.00 | 34.74 | 36.57 | 30.73 | 10.83 | 51.41 | 68.20 | -16.79 | Peak | HORIZONTAL |
| 2 | 9160.00 | 34.24 | 37.14 | 32.39 | 12.01 | 51.00 | 68.20 | -17.20 | Peak | HORIZONTAL |
| 3 | 10571.00 | 34.18 | 36.60 | 33.33 | 12.80 | 50.25 | 68.20 | -17.95 | Peak | HORIZONTAL |
| 4 | 13376.00 | 35.12 | 39.18 | 35.38 | 14.76 | 53.68 | 68.20 | -14.52 | Peak | HORIZONTAL |
| 5 | 16351.00 | 20.85 | 44.46 | 35.86 | 17.38 | 46.83 | 54.00 | -7.17 | Average | HORIZONTAL |
| 6 | 16351.00 | 34.83 | 44.46 | 35.86 | 17.38 | 60.81 | 68.20 | -7.39 | Peak | HORIZONTAL |

Note: 1. Result Level = Read Level + Antenna Factor + Cable loss - PRM Factor.
2. If Peak Result complies with AV limit, AV Result is deemed to comply with AV limit.
3. Test setup: RBW: 1 MHz, VBW: 3 MHz, Sweep time: auto.


*This report shall not be reproduced except in full, without the written approval of UL Verification Services (Guangzhou) Co., Ltd, Song Shan Lake Branch.*

**Power Supply** : 3.8Vdc

**Test Mode** : TX MODE 11ac 5320MHz

**Condition** : Temp:24.5'C,Humi:55%, Press:100.1kPa

**Antenna/Distance** : 2016 HF907/3m/VERTICAL

**Memo** :

Data: 18

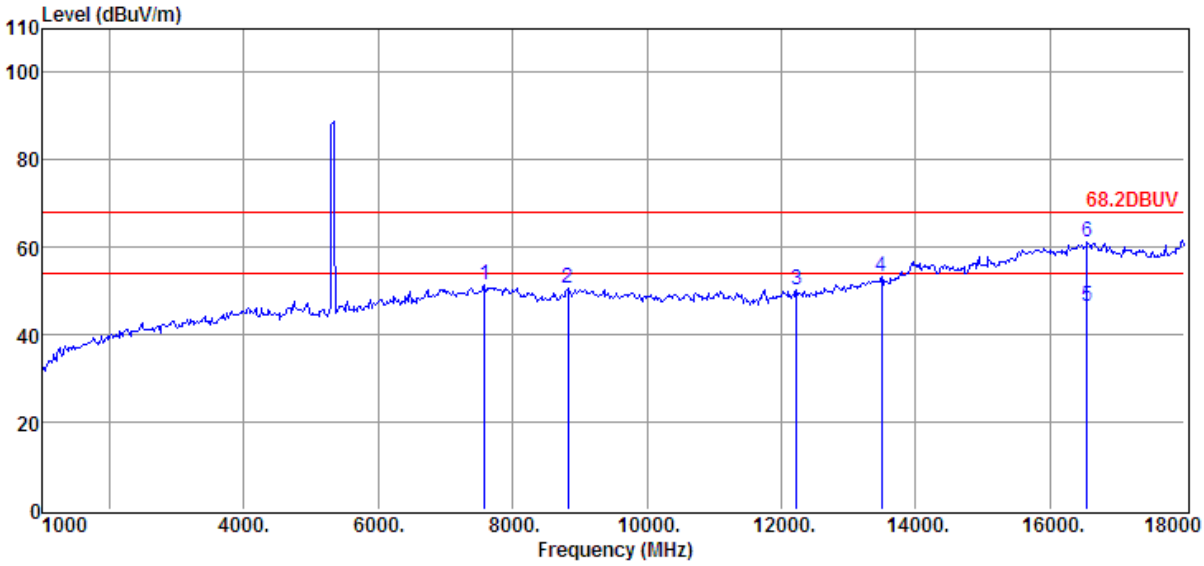


| Item (Mark) | Freq. (MHz) | Read Level (dBµV) | Antenna Factor (dB/m) | PRM Factor dB | Cable Loss dB | Result Level (dBµV/m) | Limit Line (dBµV/m) | Over Limit (dB) | Detector | Polarization |
|---|---|---|---|---|---|---|---|---|---|---|
| 1 | 7579.00 | 34.63 | 36.62 | 30.86 | 10.90 | 51.29 | 68.20 | -16.91 | Peak | VERTICAL |
| 2 | 8820.00 | 34.21 | 36.72 | 32.18 | 11.75 | 50.50 | 68.20 | -17.70 | Peak | VERTICAL |
| 3 | 12220.00 | 32.85 | 37.91 | 34.95 | 14.41 | 50.22 | 68.20 | -17.98 | Peak | VERTICAL |
| 4 | 13495.00 | 34.37 | 39.30 | 35.22 | 14.80 | 53.25 | 68.20 | -14.95 | Peak | VERTICAL |
| 5 | 16555.00 | 20.39 | 44.61 | 36.14 | 17.61 | 46.47 | 54.00 | -7.53 | Average | VERTICAL |
| 6 | 16555.00 | 35.04 | 44.61 | 36.14 | 17.61 | 61.12 | 68.20 | -7.08 | Peak | VERTICAL |

Note: 1. Result Level = Read Level + Antenna Factor + Cable loss - PRM Factor.
2. If Peak Result complies with AV limit, AV Result is deemed to comply with AV limit.
3. Test setup: RBW: 1 MHz, VBW: 3 MHz, Sweep time: auto.


*This report shall not be reproduced except in full, without the written approval of UL Verification Services (Guangzhou) Co., Ltd, Song Shan Lake Branch.*

**Power Supply** : 3.8Vdc

**Test Mode** : TX MODE 11ac 5320MHz

**Condition** : Temp:24.5'C,Humi:55%, Press:100.1kPa

**Antenna/Distance** : 2016 HF907/3m/VERTICAL

**Memo** :

Data: 19

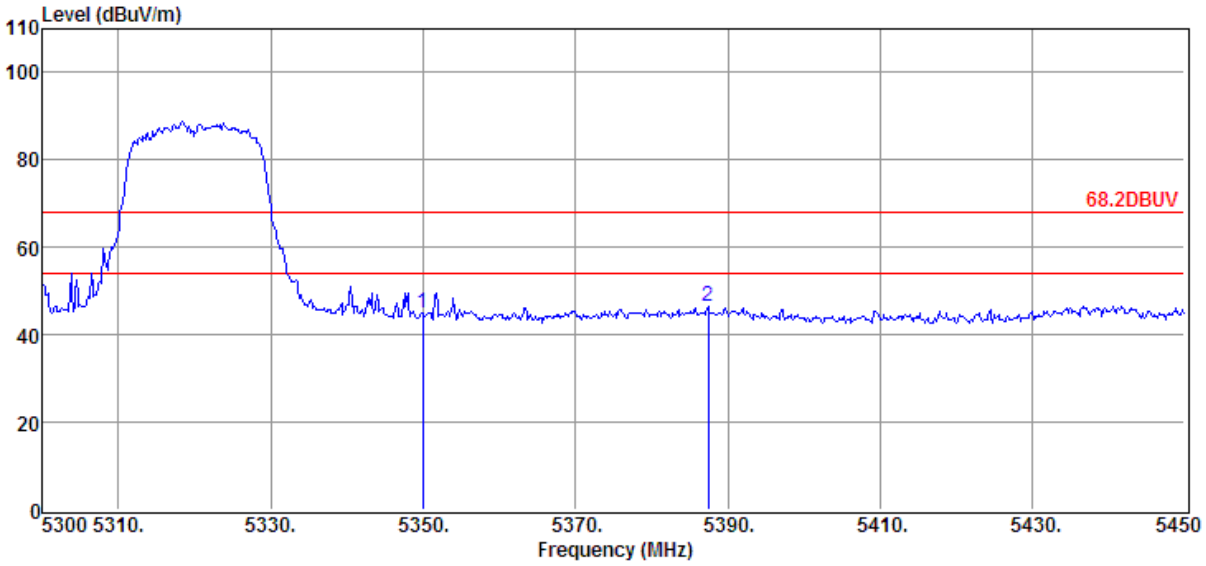


| Item (Mark) | Freq. (MHz) | Read Level (dBµV) | Antenna Factor (dB/m) | PRM Factor dB | Cable Loss dB | Result Level (dBµV/m) | Limit Line (dBµV/m) | Over Limit (dB) | Detector | Polarization |
|---|---|---|---|---|---|---|---|---|---|---|
| 1 | 5350.00 | 30.89 | 34.41 | 29.30 | 9.03 | 45.03 | 68.20 | -23.17 | Peak | VERTICAL |
| 2 | 5387.45 | 32.10 | 34.48 | 29.30 | 9.09 | 46.37 | 68.20 | -21.83 | Peak | VERTICAL |

Note: 1. Result Level = Read Level + Antenna Factor + Cable loss - PRM Factor.
2. If Peak Result complies with AV limit, AV Result is deemed to comply with AV limit.
3. Test setup: RBW: 1 MHz, VBW: 3 MHz, Sweep time: auto.


*This report shall not be reproduced except in full, without the written approval of UL Verification Services (Guangzhou) Co., Ltd, Song Shan Lake Branch.*

**Power Supply** : 3.8Vdc

**Test Mode** : TX MODE 11ac 5320MHz

**Condition** : Temp:24.5'C,Humi:55%, Press:100.1kPa

**Antenna/Distance** : 2016 HF907/3m/HORIZONTAL

**Memo** :

Data: 20

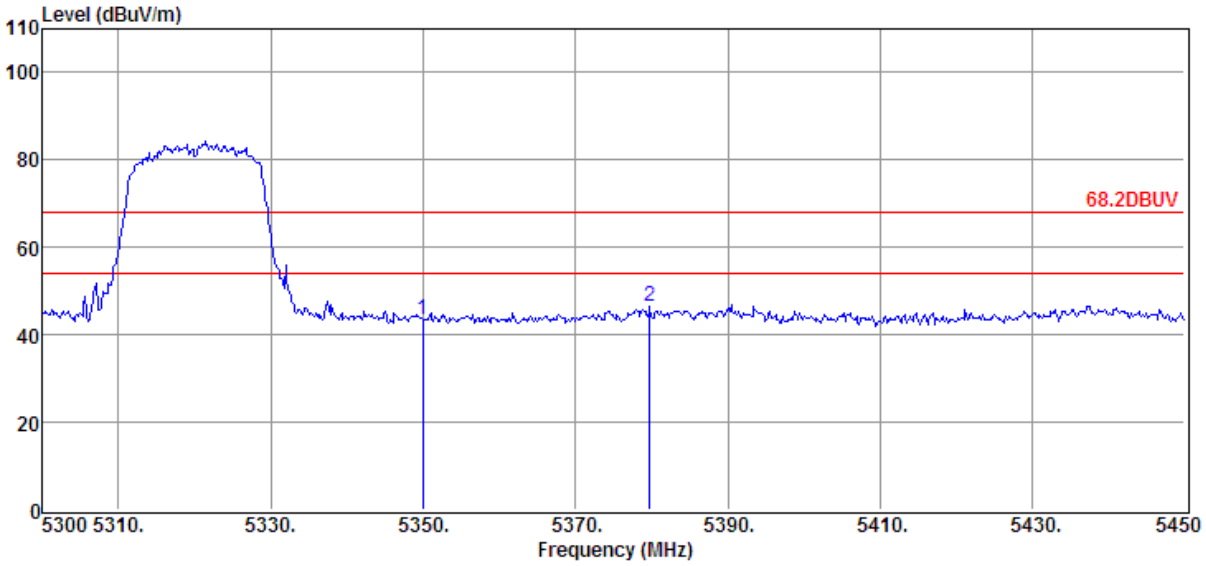


| Item (Mark) | Freq. (MHz) | Read Level (dBµV) | Antenna Factor (dB/m) | PRM Factor dB | Cable Loss dB | Result Level (dBµV/m) | Limit Line (dBµV/m) | Over Limit (dB) | Detector | Polarization |
|---|---|---|---|---|---|---|---|---|---|---|
| 1 | 5349.95 | 29.20 | 34.41 | 29.30 | 9.03 | 43.34 | 68.20 | -24.86 | Peak | HORIZONTAL |
| 2 | 5379.80 | 32.16 | 34.47 | 29.30 | 9.05 | 46.38 | 68.20 | -21.82 | Peak | HORIZONTAL |

Note: 1. Result Level = Read Level + Antenna Factor + Cable loss - PRM Factor.
2. If Peak Result complies with AV limit, AV Result is deemed to comply with AV limit.
3. Test setup: RBW: 1 MHz, VBW: 3 MHz, Sweep time: auto.


*This report shall not be reproduced except in full, without the written approval of UL Verification Services (Guangzhou) Co., Ltd, Song Shan Lake Branch.*

**Power Supply** : 3.8Vdc

**Test Mode** : TX MODE 11ac 5500MHz

**Condition** : Temp:24.5'C,Humi:55%, Press:100.1kPa

**Antenna/Distance** : 2016 HF907/3m/HORIZONTAL

**Memo** :

Data: 21

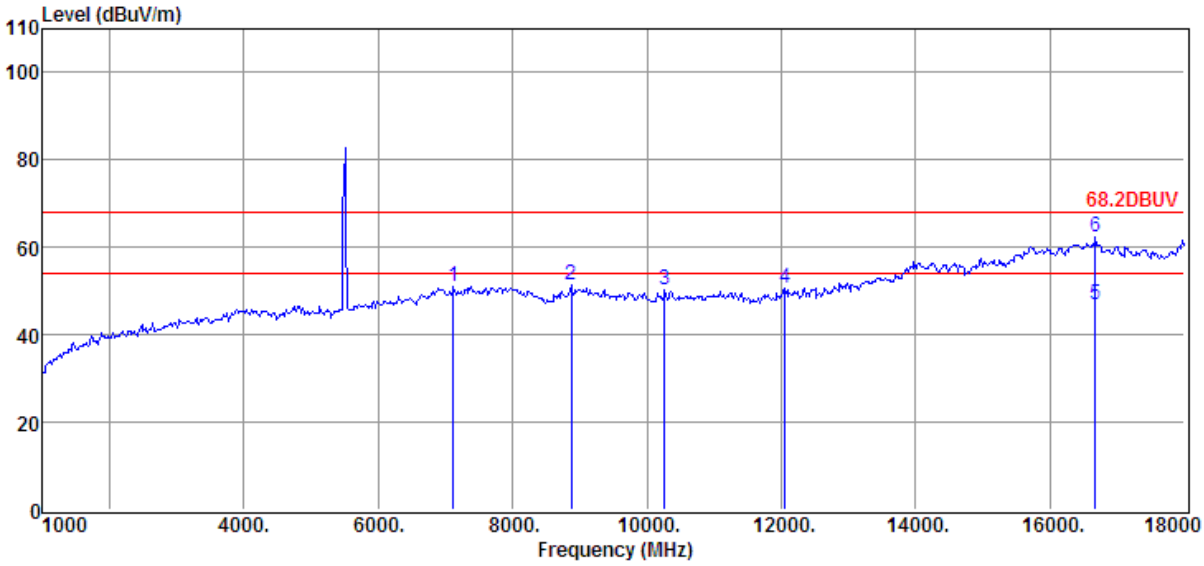


| Item (Mark) | Freq. (MHz) | Read Level (dBµV) | Antenna Factor (dB/m) | PRM Factor dB | Cable Loss dB | Result Level (dBµV/m) | Limit Line (dBµV/m) | Over Limit (dB) | Detector | Polarization |
|---|---|---|---|---|---|---|---|---|---|---|
| 1 | 7120.00 | 34.76 | 36.30 | 30.44 | 10.55 | 51.17 | 68.20 | -17.03 | Peak | HORIZONTAL |
| 2 | 8871.00 | 34.77 | 36.94 | 32.22 | 11.77 | 51.26 | 68.20 | -16.94 | Peak | HORIZONTAL |
| 3 | 10265.00 | 33.95 | 36.63 | 33.06 | 12.58 | 50.10 | 68.20 | -18.10 | Peak | HORIZONTAL |
| 4 | 12050.00 | 33.50 | 37.67 | 34.82 | 14.26 | 50.61 | 68.20 | -17.59 | Peak | HORIZONTAL |
| 5 | 16674.00 | 20.78 | 44.42 | 36.28 | 17.84 | 46.76 | 54.00 | -7.24 | Average | HORIZONTAL |
| 6 | 16674.00 | 36.50 | 44.42 | 36.28 | 17.84 | 62.48 | 68.20 | -5.72 | Peak | HORIZONTAL |

Note: 1. Result Level = Read Level + Antenna Factor + Cable loss - PRM Factor.
2. If Peak Result complies with AV limit, AV Result is deemed to comply with AV limit.
3. Test setup: RBW: 1 MHz, VBW: 3 MHz, Sweep time: auto.


*This report shall not be reproduced except in full, without the written approval of UL Verification Services (Guangzhou) Co., Ltd, Song Shan Lake Branch.*

**Power Supply** : 3.8Vdc

**Test Mode** : TX MODE 11ac 5500MHz

**Condition** : Temp:24.5'C,Humi:55%, Press:100.1kPa

**Antenna/Distance** : 2016 HF907/3m/VERTICAL

**Memo** :

Data: 22

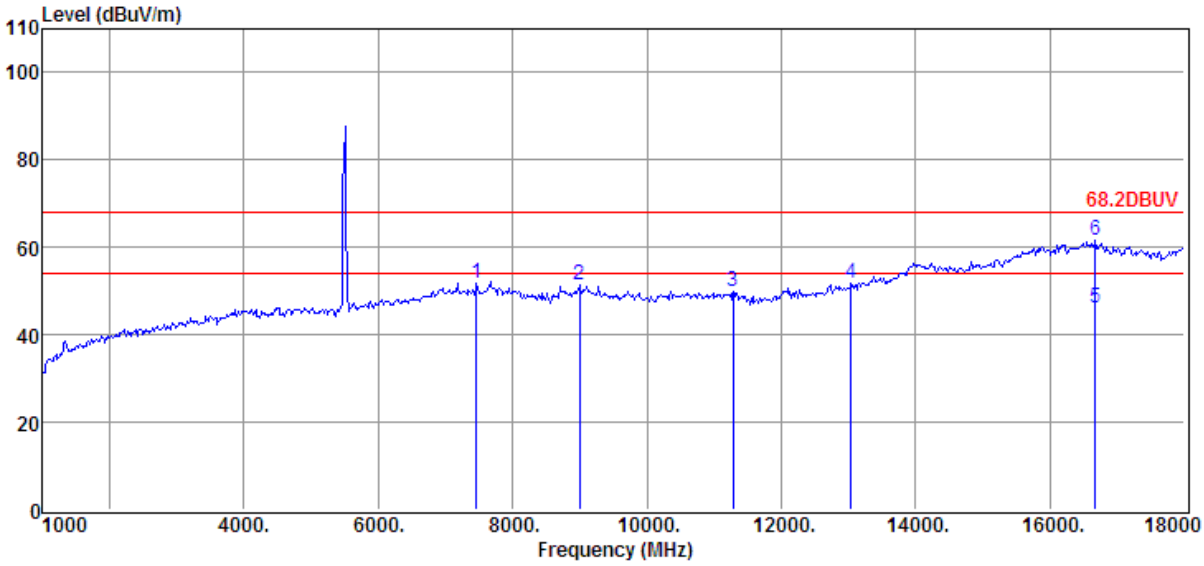


| Item (Mark) | Freq. (MHz) | Read Level (dBµV) | Antenna Factor (dB/m) | PRM Factor dB | Cable Loss dB | Result Level (dBµV/m) | Limit Line (dBµV/m) | Over Limit (dB) | Detector | Polarization |
|---|---|---|---|---|---|---|---|---|---|---|
| 1 | 7460.00 | 35.02 | 36.57 | 30.73 | 10.83 | 51.69 | 68.20 | -16.51 | Peak | VERTICAL |
| 2 | 8990.00 | 34.46 | 37.46 | 32.32 | 11.81 | 51.41 | 68.20 | -16.79 | Peak | VERTICAL |
| 3 | 11285.00 | 33.51 | 37.17 | 34.35 | 13.54 | 49.87 | 68.20 | -18.33 | Peak | VERTICAL |
| 4 | 13036.00 | 34.02 | 38.84 | 35.67 | 14.68 | 51.87 | 68.20 | -16.33 | Peak | VERTICAL |
| 5 | 16674.00 | 20.03 | 44.42 | 36.28 | 17.84 | 46.01 | 54.00 | -7.99 | Average | VERTICAL |
| 6 | 16674.00 | 35.59 | 44.42 | 36.28 | 17.84 | 61.57 | 68.20 | -6.63 | Peak | VERTICAL |

Note: 1. Result Level = Read Level + Antenna Factor + Cable loss - PRM Factor.
2. If Peak Result complies with AV limit, AV Result is deemed to comply with AV limit.
3. Test setup: RBW: 1 MHz, VBW: 3 MHz, Sweep time: auto.


*This report shall not be reproduced except in full, without the written approval of UL Verification Services (Guangzhou) Co., Ltd, Song Shan Lake Branch.*

**Power Supply** : 3.8Vdc

**Test Mode** : TX MODE 11ac 5500MHz

**Condition** : Temp:24.5'C,Humi:55%, Press:100.1kPa

**Antenna/Distance** : 2016 HF907/3m/VERTICAL

**Memo** :

Data: 23

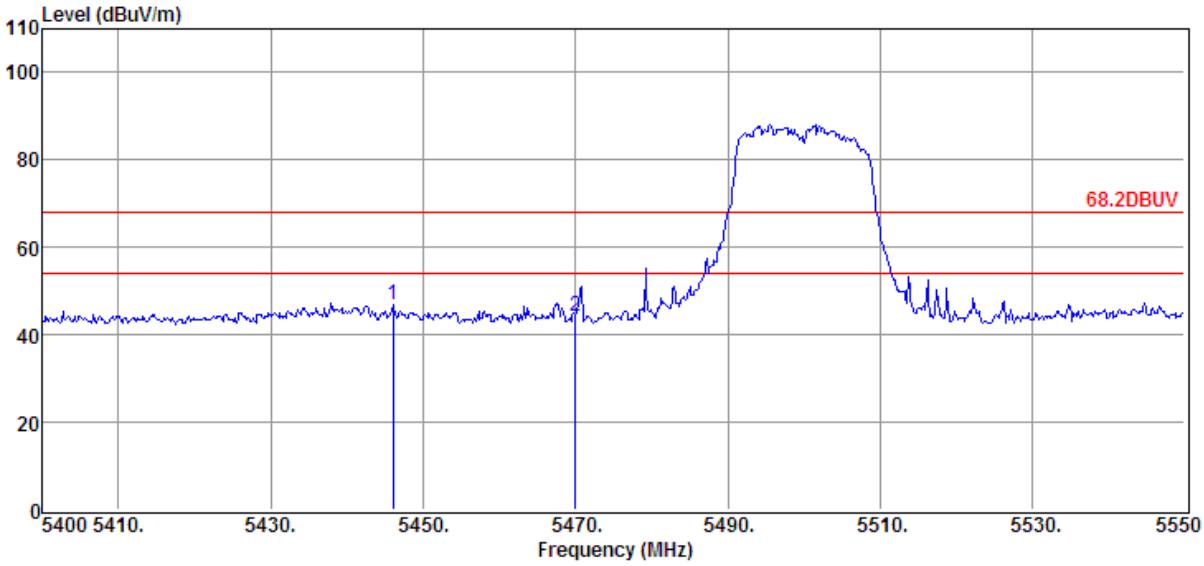


| Item (Mark) | Freq. (MHz) | Read Level (dBµV) | Antenna Factor (dB/m) | PRM Factor dB | Cable Loss dB | Result Level (dBµV/m) | Limit Line (dBµV/m) | Over Limit (dB) | Detector | Polarization |
|---|---|---|---|---|---|---|---|---|---|---|
| 1 | 5446.05 | 32.56 | 34.60 | 29.28 | 9.14 | 47.02 | 68.20 | -21.18 | Peak | VERTICAL |
| 2 | 5470.00 | 29.54 | 34.64 | 29.27 | 9.16 | 44.07 | 68.20 | -24.13 | Peak | VERTICAL |

Note: 1. Result Level = Read Level + Antenna Factor + Cable loss - PRM Factor.
2. If Peak Result complies with AV limit, AV Result is deemed to comply with AV limit.
3. Test setup: RBW: 1 MHz, VBW: 3 MHz, Sweep time: auto.


*This report shall not be reproduced except in full, without the written approval of UL Verification Services (Guangzhou) Co., Ltd, Song Shan Lake Branch.*

**Power Supply** : 3.8Vdc

**Test Mode** : TX MODE 11ac 5500MHz

**Condition** : Temp:24.5'C,Humi:55%, Press:100.1kPa

**Antenna/Distance** : 2016 HF907/3m/HORIZONTAL

**Memo** :

Data: 24

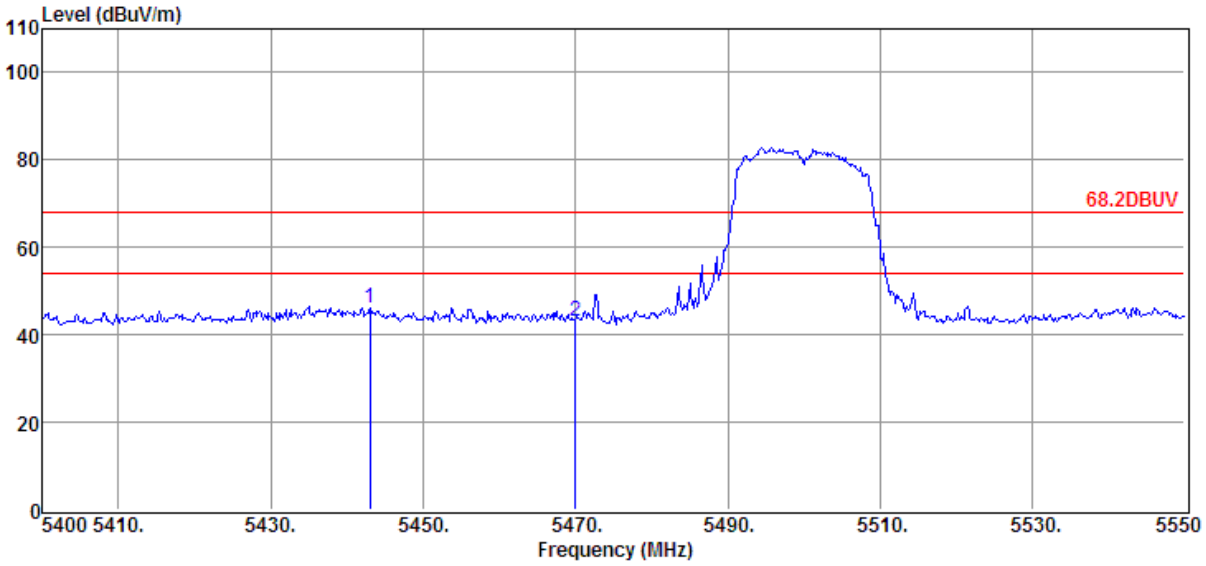


| Item (Mark) | Freq. (MHz) | Read Level (dBµV) | Antenna Factor (dB/m) | PRM Factor dB | Cable Loss dB | Result Level (dBµV/m) | Limit Line (dBµV/m) | Over Limit (dB) | Detector | Polarization |
|---|---|---|---|---|---|---|---|---|---|---|
| 1 | 5443.05 | 31.79 | 34.59 | 29.28 | 9.14 | 46.24 | 68.20 | -21.96 | Peak | HORIZONTAL |
| 2 | 5470.00 | 28.70 | 34.64 | 29.27 | 9.16 | 43.23 | 68.20 | -24.97 | Peak | HORIZONTAL |

Note: 1. Result Level = Read Level + Antenna Factor + Cable loss - PRM Factor.
2. If Peak Result complies with AV limit, AV Result is deemed to comply with AV limit.
3. Test setup: RBW: 1 MHz, VBW: 3 MHz, Sweep time: auto.


*This report shall not be reproduced except in full, without the written approval of UL Verification Services (Guangzhou) Co., Ltd, Song Shan Lake Branch.*

**Power Supply** : 3.8Vdc

**Test Mode** : TX MODE 11ac 5580MHz

**Condition** : Temp:24.5'C,Humi:55%, Press:100.1kPa

**Antenna/Distance** : 2016 HF907/3m/HORIZONTAL

**Memo** :

Data: 25

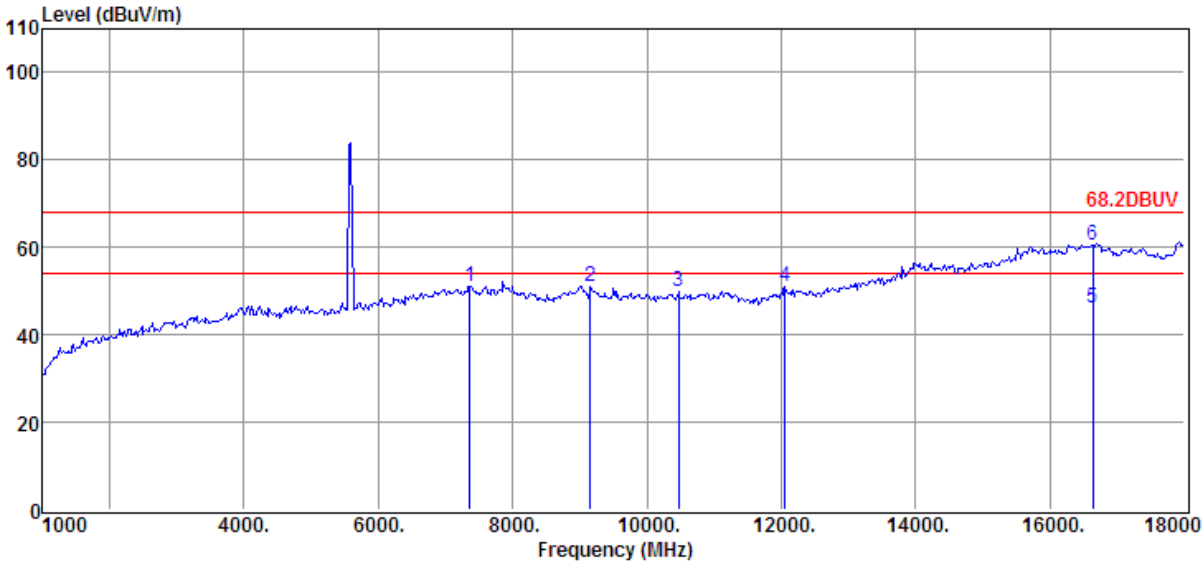


| Item (Mark) | Freq. (MHz) | Read Level (dBµV) | Antenna Factor (dB/m) | PRM Factor dB | Cable Loss dB | Result Level (dBµV/m) | Limit Line (dBµV/m) | Over Limit (dB) | Detector | Polarization |
|---|---|---|---|---|---|---|---|---|---|---|
| 1 | 7358.00 | 34.37 | 36.49 | 30.61 | 10.72 | 50.97 | 68.20 | -17.23 | Peak | HORIZONTAL |
| 2 | 9160.00 | 34.44 | 37.14 | 32.39 | 12.01 | 51.20 | 68.20 | -17.00 | Peak | HORIZONTAL |
| 3 | 10469.00 | 33.94 | 36.43 | 33.25 | 12.69 | 49.81 | 68.20 | -18.39 | Peak | HORIZONTAL |
| 4 | 12050.00 | 34.01 | 37.67 | 34.82 | 14.26 | 51.12 | 68.20 | -17.08 | Peak | HORIZONTAL |
| 5 | 16640.00 | 20.28 | 44.47 | 36.28 | 17.74 | 46.21 | 54.00 | -7.79 | Average | HORIZONTAL |
| 6 | 16640.00 | 34.64 | 44.47 | 36.28 | 17.74 | 60.57 | 68.20 | -7.63 | Peak | HORIZONTAL |

Note: 1. Result Level = Read Level + Antenna Factor + Cable loss - PRM Factor.
2. If Peak Result complies with AV limit, AV Result is deemed to comply with AV limit.
3. Test setup: RBW: 1 MHz, VBW: 3 MHz, Sweep time: auto.


*This report shall not be reproduced except in full, without the written approval of UL Verification Services (Guangzhou) Co., Ltd, Song Shan Lake Branch.*

**Power Supply** : 3.8Vdc

**Test Mode** : TX MODE 11ac 5580MHz

**Condition** : Temp:24.5'C,Humi:55%, Press:100.1kPa

**Antenna/Distance** : 2016 HF907/3m/VERTICAL

**Memo** :

Data: 26

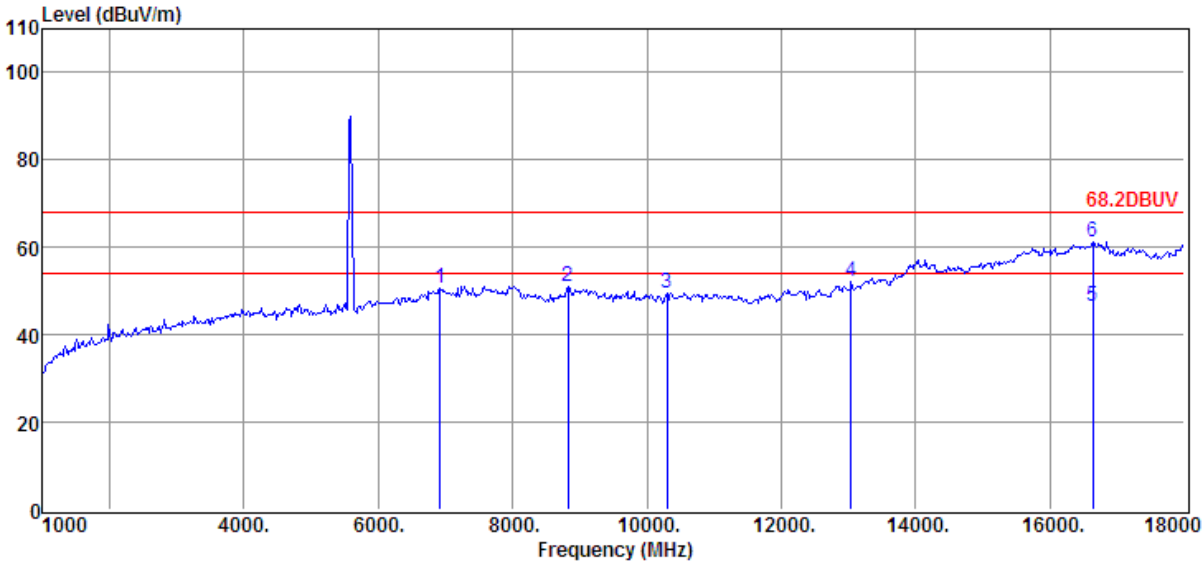


| Item (Mark) | Freq. (MHz) | Read Level (dBµV) | Antenna Factor (dB/m) | PRM Factor dB | Cable Loss dB | Result Level (dBµV/m) | Limit Line (dBµV/m) | Over Limit (dB) | Detector | Polarization |
|---|---|---|---|---|---|---|---|---|---|---|
| 1 | 6916.00 | 34.38 | 36.13 | 30.33 | 10.37 | 50.55 | 68.20 | -17.65 | Peak | VERTICAL |
| 2 | 8820.00 | 34.67 | 36.72 | 32.18 | 11.75 | 50.96 | 68.20 | -17.24 | Peak | VERTICAL |
| 3 | 10299.00 | 33.57 | 36.60 | 33.09 | 12.59 | 49.67 | 68.20 | -18.53 | Peak | VERTICAL |
| 4 | 13036.00 | 34.29 | 38.84 | 35.67 | 14.68 | 52.14 | 68.20 | -16.06 | Peak | VERTICAL |
| 5 | 16640.00 | 20.42 | 44.47 | 36.28 | 17.74 | 46.35 | 54.00 | -7.65 | Average | VERTICAL |
| 6 | 16640.00 | 35.35 | 44.47 | 36.28 | 17.74 | 61.28 | 68.20 | -6.92 | Peak | VERTICAL |

Note: 1. Result Level = Read Level + Antenna Factor + Cable loss - PRM Factor.
2. If Peak Result complies with AV limit, AV Result is deemed to comply with AV limit.
3. Test setup: RBW: 1 MHz, VBW: 3 MHz, Sweep time: auto.


*This report shall not be reproduced except in full, without the written approval of UL Verification Services (Guangzhou) Co., Ltd, Song Shan Lake Branch.*

**Power Supply** : 3.8Vdc

**Test Mode** : TX MODE 11ac 5700MHz

**Condition** : Temp:24.5'C,Humi:55%, Press:100.1kPa

**Antenna/Distance** : 2016 HF907/3m/VERTICAL

**Memo** :

Data: 27

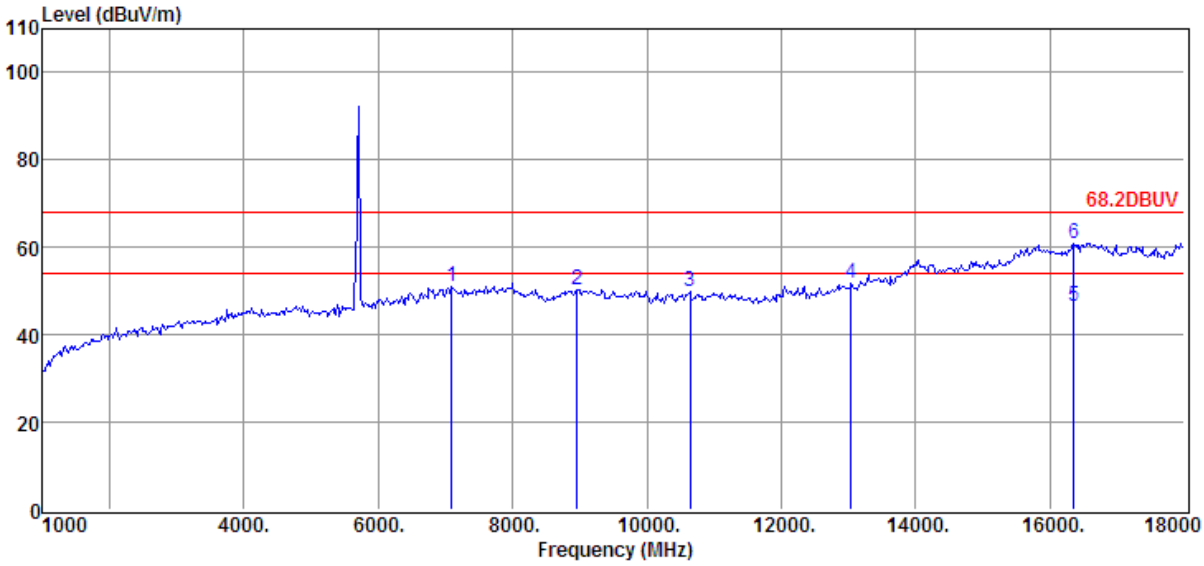


| Item (Mark) | Freq. (MHz) | Read Level (dBµV) | Antenna Factor (dB/m) | PRM Factor dB | Cable Loss dB | Result Level (dBµV/m) | Limit Line (dBµV/m) | Over Limit (dB) | Detector | Polarization |
|---|---|---|---|---|---|---|---|---|---|---|
| 1 | 7086.00 | 34.59 | 36.27 | 30.42 | 10.51 | 50.95 | 68.20 | -17.25 | Peak | VERTICAL |
| 2 | 8956.00 | 33.50 | 37.31 | 32.28 | 11.79 | 50.32 | 68.20 | -17.88 | Peak | VERTICAL |
| 3 | 10639.00 | 33.64 | 36.80 | 33.43 | 12.94 | 49.95 | 68.20 | -18.25 | Peak | VERTICAL |
| 4 | 13036.00 | 34.09 | 38.84 | 35.67 | 14.68 | 51.94 | 68.20 | -16.26 | Peak | VERTICAL |
| 5 | 16351.00 | 20.34 | 44.46 | 35.86 | 17.38 | 46.32 | 54.00 | -7.68 | Average | VERTICAL |
| 6 | 16351.00 | 35.02 | 44.46 | 35.86 | 17.38 | 61.00 | 68.20 | -7.20 | Peak | VERTICAL |

Note: 1. Result Level = Read Level + Antenna Factor + Cable loss - PRM Factor.
2. If Peak Result complies with AV limit, AV Result is deemed to comply with AV limit.
3. Test setup: RBW: 1 MHz, VBW: 3 MHz, Sweep time: auto.


*This report shall not be reproduced except in full, without the written approval of UL Verification Services (Guangzhou) Co., Ltd, Song Shan Lake Branch.*

**Power Supply** : 3.8Vdc

**Test Mode** : TX MODE 11ac 5700MHz

**Condition** : Temp:24.5'C,Humi:55%, Press:100.1kPa

**Antenna/Distance** : 2016 HF907/3m/HORIZONTAL

**Memo** :

Data: 28

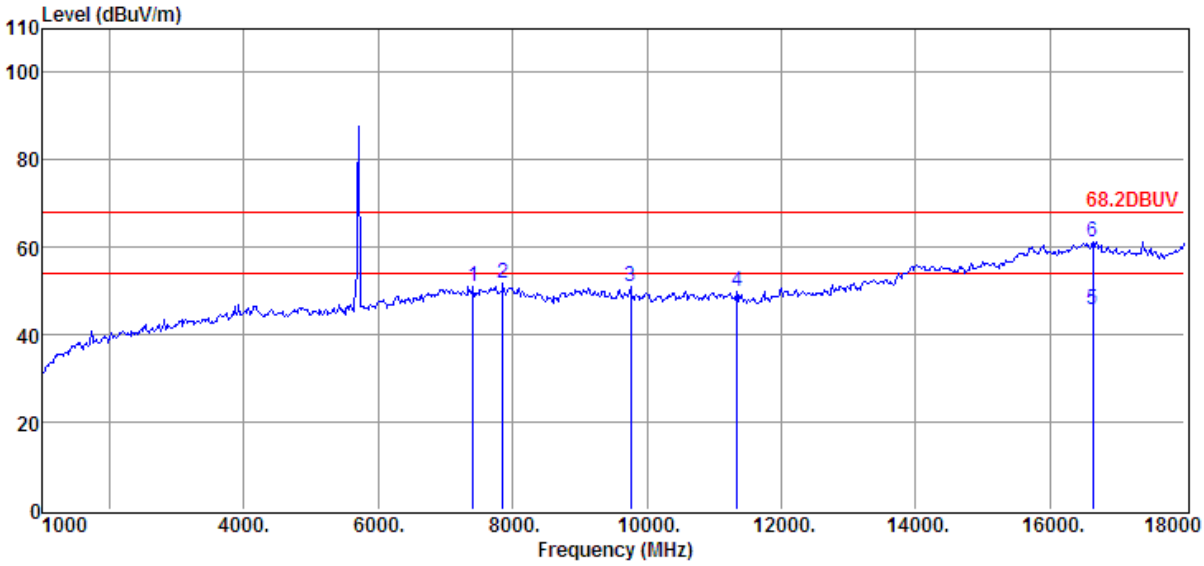


| Item (Mark) | Freq. (MHz) | Read Level (dBµV) | Antenna Factor (dB/m) | PRM Factor dB | Cable Loss dB | Result Level (dBµV/m) | Limit Line (dBµV/m) | Over Limit (dB) | Detector | Polarization |
|---|---|---|---|---|---|---|---|---|---|---|
| 1 | 7409.00 | 34.38 | 36.53 | 30.67 | 10.78 | 51.02 | 68.20 | -17.18 | Peak | HORIZONTAL |
| 2 | 7851.00 | 35.14 | 36.67 | 31.07 | 11.05 | 51.79 | 68.20 | -16.41 | Peak | HORIZONTAL |
| 3 | 9755.00 | 34.89 | 36.66 | 32.82 | 12.40 | 51.13 | 68.20 | -17.07 | Peak | HORIZONTAL |
| 4 | 11336.00 | 33.75 | 37.06 | 34.38 | 13.55 | 49.98 | 68.20 | -18.22 | Peak | HORIZONTAL |
| 5 | 16640.00 | 19.78 | 44.47 | 36.28 | 17.74 | 45.71 | 54.00 | -8.29 | Average | HORIZONTAL |
| 6 | 16640.00 | 35.36 | 44.47 | 36.28 | 17.74 | 61.29 | 68.20 | -6.91 | Peak | HORIZONTAL |

Note: 1. Result Level = Read Level + Antenna Factor + Cable loss - PRM Factor.
2. If Peak Result complies with AV limit, AV Result is deemed to comply with AV limit.
3. Test setup: RBW: 1 MHz, VBW: 3 MHz, Sweep time: auto.


*This report shall not be reproduced except in full, without the written approval of UL Verification Services (Guangzhou) Co., Ltd, Song Shan Lake Branch.*

**Power Supply** : 3.8Vdc **Test Mode** : TX MODE 11ac 5700MHz

**Condition** : Temp:24.5'C,Humi:55%, Press:100.1kPa **Antenna/Distance** : 2016 HF907/3m/HORIZONTAL

**Memo** :

Data: 29

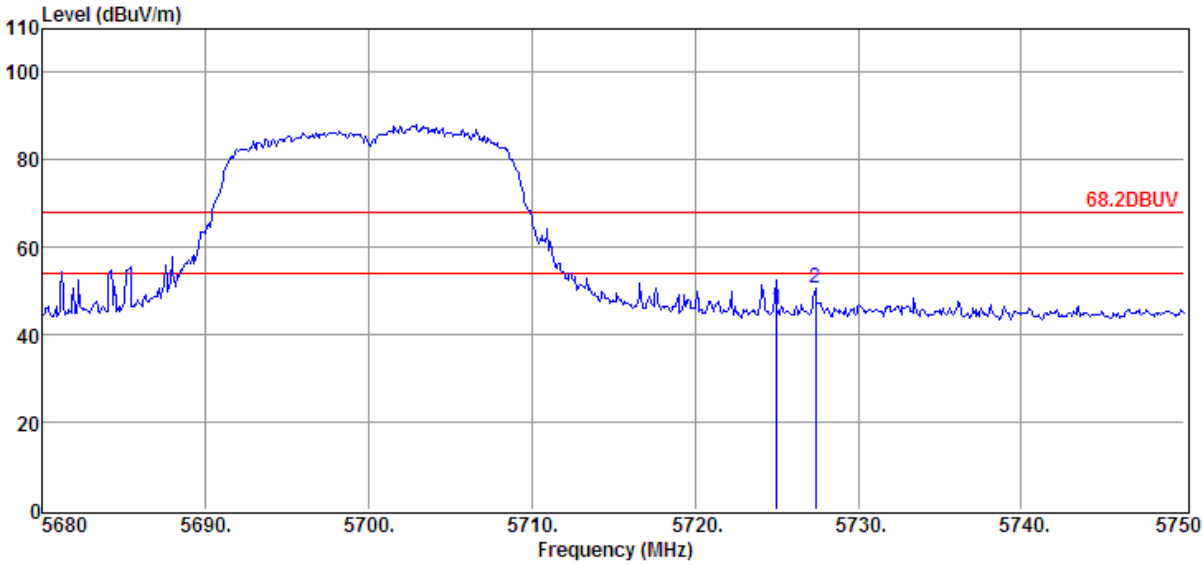


| Item (Mark) | Freq. (MHz) | Read Level (dBµV) | Antenna Factor (dB/m) | PRM Factor dB | Cable Loss dB | Result Level (dBµV/m) | Limit Line (dBµV/m) | Over Limit (dB) | Detector | Polarization |
|---|---|---|---|---|---|---|---|---|---|---|
| 1 | 5725.00 | 30.87 | 34.84 | 29.22 | 9.41 | 45.90 | 68.20 | -22.30 | Peak | HORIZONTAL |
| 2 | 5727.39 | 35.51 | 34.84 | 29.22 | 9.41 | 50.54 | 68.20 | -17.66 | Peak | HORIZONTAL |

Note: 1. Result Level = Read Level + Antenna Factor + Cable loss - PRM Factor.
2. If Peak Result complies with AV limit, AV Result is deemed to comply with AV limit.
3. Test setup: RBW: 1 MHz, VBW: 3 MHz, Sweep time: auto.


*This report shall not be reproduced except in full, without the written approval of UL Verification Services (Guangzhou) Co., Ltd, Song Shan Lake Branch.*

**Power Supply** : 3.8Vdc **Test Mode** : TX MODE 11ac 5700MHz

**Condition** : Temp:24.5'C,Humi:55%, Press:100.1kPa **Antenna/Distance** : 2016 HF907/3m/VERTICAL

**Memo** :

Data: 30

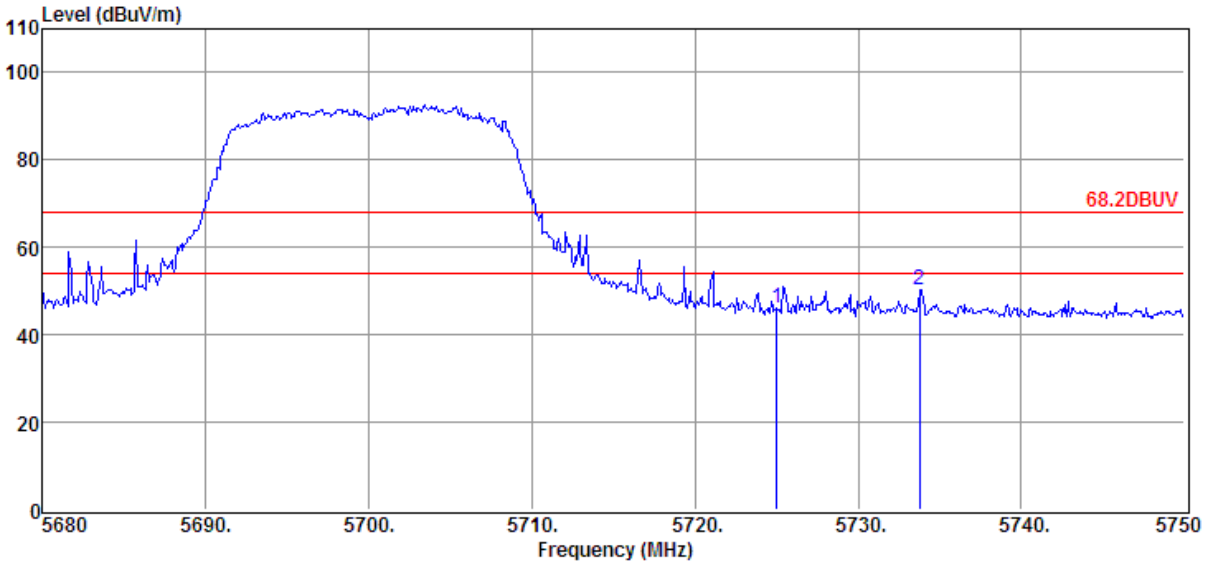


| Item (Mark) | Freq. (MHz) | Read Level (dBµV) | Antenna Factor (dB/m) | PRM Factor dB | Cable Loss dB | Result Level (dBµV/m) | Limit Line (dBµV/m) | Over Limit (dB) | Detector | Polarization |
|---|---|---|---|---|---|---|---|---|---|---|
| 1 | 5725.00 | 30.93 | 34.84 | 29.22 | 9.41 | 45.96 | 68.20 | -22.24 | Peak | VERTICAL |
| 2 | 5733.76 | 35.41 | 34.84 | 29.21 | 9.41 | 50.45 | 68.20 | -17.75 | Peak | VERTICAL |

Note: 1. Result Level = Read Level + Antenna Factor + Cable loss - PRM Factor.
2. If Peak Result complies with AV limit, AV Result is deemed to comply with AV limit.
3. Test setup: RBW: 1 MHz, VBW: 3 MHz, Sweep time: auto.


*This report shall not be reproduced except in full, without the written approval of UL Verification Services (Guangzhou) Co., Ltd, Song Shan Lake Branch.*

**Power Supply** : 3.8Vdc

**Test Mode** : TX MODE 11ac 5745MHz

**Condition** : Temp:24.5'C,Humi:55%, Press:100.1kPa

**Antenna/Distance** : 2016 HF907/3m/VERTICAL

**Memo** :

Data: 31

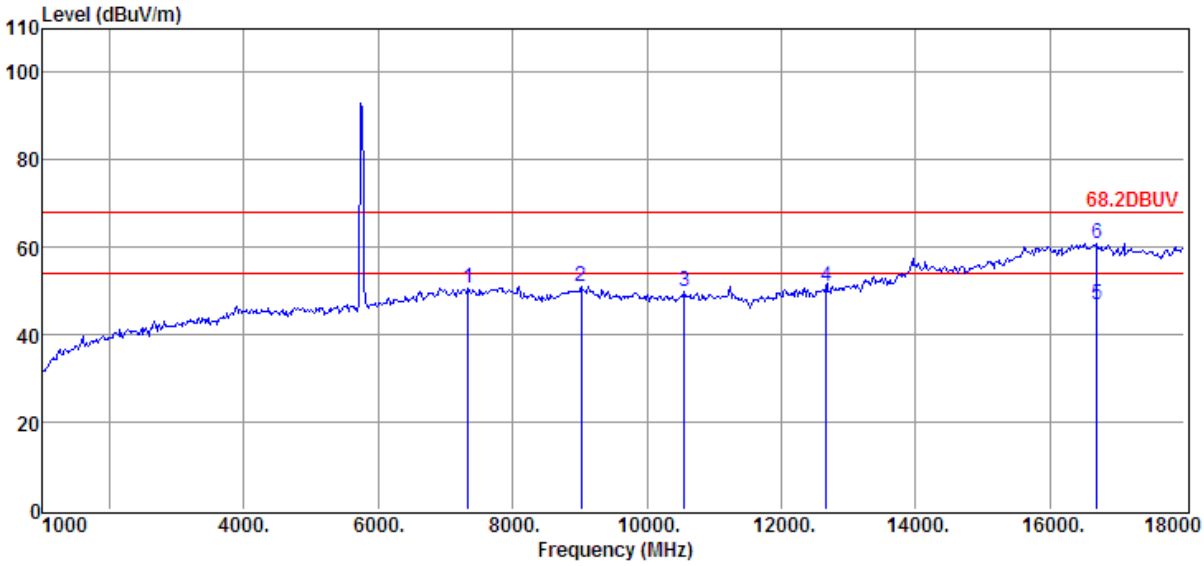


| Item (Mark) | Freq. (MHz) | Read Level (dBµV) | Antenna Factor (dB/m) | PRM Factor dB | Cable Loss dB | Result Level (dBµV/m) | Limit Line (dBµV/m) | Over Limit (dB) | Detector | Polarization |
|---|---|---|---|---|---|---|---|---|---|---|
| 1 | 7341.00 | 34.22 | 36.48 | 30.59 | 10.72 | 50.83 | 68.20 | -17.37 | Peak | VERTICAL |
| 2 | 9024.00 | 33.99 | 37.45 | 32.33 | 11.83 | 50.94 | 68.20 | -17.26 | Peak | VERTICAL |
| 3 | 10554.00 | 34.07 | 36.55 | 33.31 | 12.77 | 50.08 | 68.20 | -18.12 | Peak | VERTICAL |
| 4 | 12662.00 | 33.30 | 38.46 | 35.48 | 14.65 | 50.93 | 68.20 | -17.27 | Peak | VERTICAL |
| 5 | 16691.00 | 21.11 | 44.39 | 36.28 | 17.84 | 47.06 | 54.00 | -6.94 | Average | VERTICAL |
| 6 | 16691.00 | 34.82 | 44.39 | 36.28 | 17.84 | 60.77 | 68.20 | -7.43 | Peak | VERTICAL |

Note: 1. Result Level = Read Level + Antenna Factor + Cable loss - PRM Factor.
2. If Peak Result complies with AV limit, AV Result is deemed to comply with AV limit.
3. Test setup: RBW: 1 MHz, VBW: 3 MHz, Sweep time: auto.


*This report shall not be reproduced except in full, without the written approval of UL Verification Services (Guangzhou) Co., Ltd, Song Shan Lake Branch.*

**Power Supply** : 3.8Vdc

**Test Mode** : TX MODE 11ac 5745MHz

**Condition** : Temp:24.5'C,Humi:55%, Press:100.1kPa

**Antenna/Distance** : 2016 HF907/3m/HORIZONTAL

**Memo** :

Data: 32

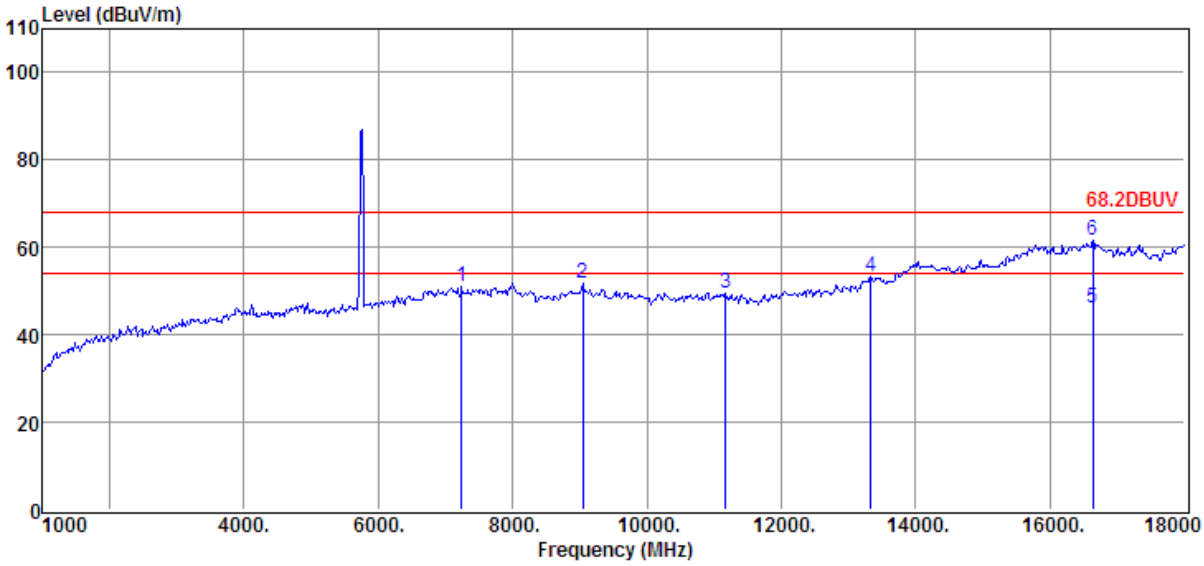


| Item (Mark) | Freq. (MHz) | Read Level (dBµV) | Antenna Factor (dB/m) | PRM Factor dB | Cable Loss dB | Result Level (dBµV/m) | Limit Line (dBµV/m) | Over Limit (dB) | Detector | Polarization |
|---|---|---|---|---|---|---|---|---|---|---|
| 1 | 7239.00 | 34.49 | 36.39 | 30.52 | 10.65 | 51.01 | 68.20 | -17.19 | Peak | HORIZONTAL |
| 2 | 9041.00 | 34.99 | 37.41 | 32.34 | 11.87 | 51.93 | 68.20 | -16.27 | Peak | HORIZONTAL |
| 3 | 11166.00 | 32.92 | 37.43 | 34.21 | 13.52 | 49.66 | 68.20 | -18.54 | Peak | HORIZONTAL |
| 4 | 13325.00 | 34.72 | 39.13 | 35.42 | 14.75 | 53.18 | 68.20 | -15.02 | Peak | HORIZONTAL |
| 5 | 16640.00 | 20.12 | 44.47 | 36.28 | 17.74 | 46.05 | 54.00 | -7.95 | Average | HORIZONTAL |
| 6 | 16640.00 | 35.50 | 44.47 | 36.28 | 17.74 | 61.43 | 68.20 | -6.77 | Peak | HORIZONTAL |

Note: 1. Result Level = Read Level + Antenna Factor + Cable loss - PRM Factor.
2. If Peak Result complies with AV limit, AV Result is deemed to comply with AV limit.
3. Test setup: RBW: 1 MHz, VBW: 3 MHz, Sweep time: auto.


*This report shall not be reproduced except in full, without the written approval of UL Verification Services (Guangzhou) Co., Ltd, Song Shan Lake Branch.*

| | | | |
|---|---|---|---|
| **Power Supply** | : 3.8Vdc | **Test Mode** | : TX MODE 11ac 5745MHz |
| **Condition** | : Temp:24.5'C,Humi:55%, Press:100.1kPa | **Antenna/Distance** | : 2016 HF907/3m/HORIZONTAL |
| **Memo** | : | | |

Data: 33

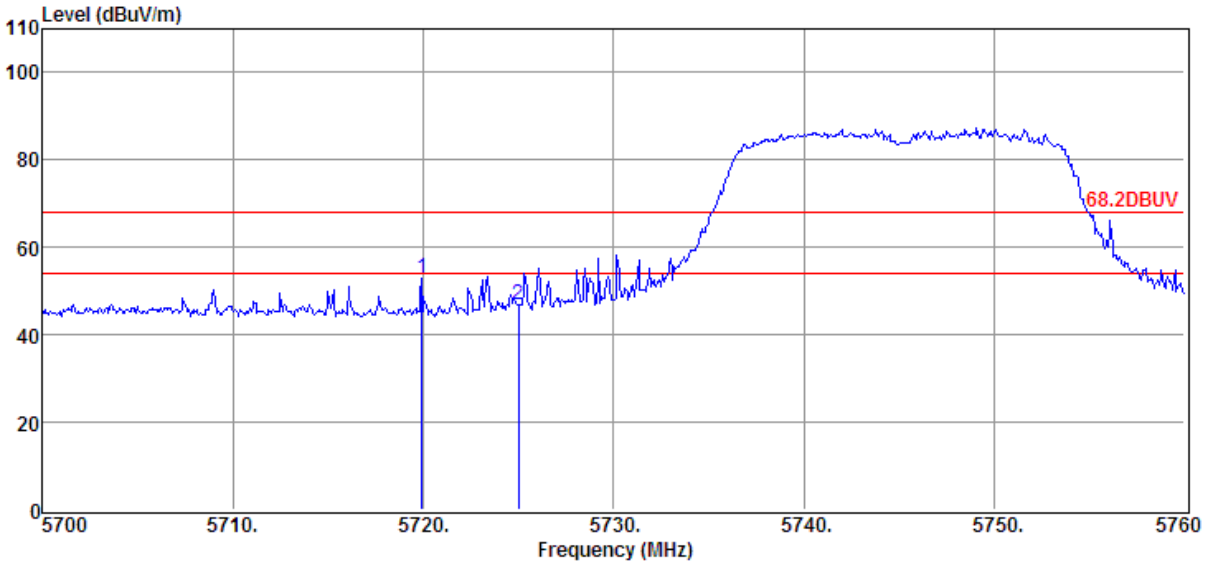


| Item (Mark) | Freq. (MHz) | Read Level (dBµV) | Antenna Factor (dB/m) | PRM Factor dB | Cable Loss dB | Result Level (dBµV/m) | Limit Line (dBµV/m) | Over Limit (dB) | Detector | Polarization |
|---|---|---|---|---|---|---|---|---|---|---|
| 1 | 5719.92 | 37.80 | 34.84 | 29.22 | 9.41 | 52.83 | 68.20 | -15.37 | Peak | HORIZONTAL |
| 2 | 5725.00 | 31.81 | 34.84 | 29.22 | 9.41 | 46.84 | 68.20 | -21.36 | Peak | HORIZONTAL |

Note: 1. Result Level = Read Level + Antenna Factor + Cable loss - PRM Factor.
2. If Peak Result complies with AV limit, AV Result is deemed to comply with AV limit.
3. Test setup: RBW: 1 MHz, VBW: 3 MHz, Sweep time: auto.


*This report shall not be reproduced except in full, without the written approval of UL Verification Services (Guangzhou) Co., Ltd, Song Shan Lake Branch.*

**Power Supply** : 3.8Vdc **Test Mode** : TX MODE 11ac 5745MHz

**Condition** : Temp:24.5'C,Humi:55%, Press:100.1kPa **Antenna/Distance** : 2016 HF907/3m/VERTICAL

**Memo** :

Data: 34

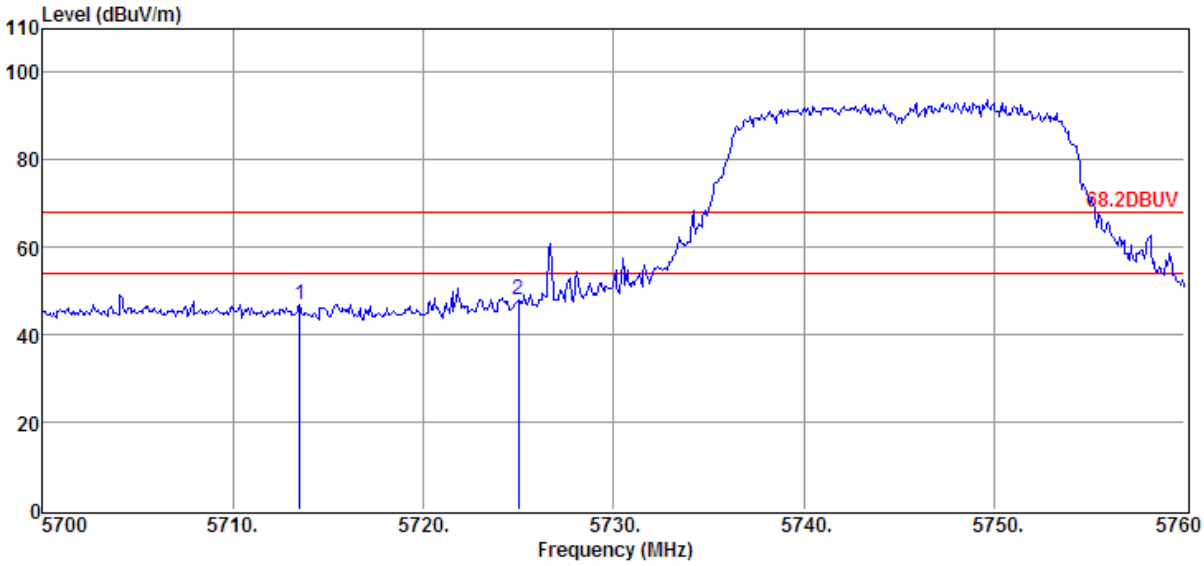


| Item (Mark) | Freq. (MHz) | Read Level (dBµV) | Antenna Factor (dB/m) | PRM Factor dB | Cable Loss dB | Result Level (dBµV/m) | Limit Line (dBµV/m) | Over Limit (dB) | Detector | Polarization |
|---|---|---|---|---|---|---|---|---|---|---|
| 1 | 5713.50 | 31.76 | 34.83 | 29.22 | 9.41 | 46.78 | 68.20 | -21.42 | Peak | VERTICAL |
| 2 | 5725.00 | 32.85 | 34.84 | 29.22 | 9.41 | 47.88 | 68.20 | -20.32 | Peak | VERTICAL |

Note: 1. Result Level = Read Level + Antenna Factor + Cable loss - PRM Factor.
2. If Peak Result complies with AV limit, AV Result is deemed to comply with AV limit.
3. Test setup: RBW: 1 MHz, VBW: 3 MHz, Sweep time: auto.


*This report shall not be reproduced except in full, without the written approval of UL Verification Services (Guangzhou) Co., Ltd, Song Shan Lake Branch.*

**Power Supply** : 3.8Vdc **Test Mode** : TX MODE 11ac 5785MHz

**Condition** : Temp:24.5'C,Humi:55%, Press:100.1kPa **Antenna/Distance** : 2016 HF907/3m/VERTICAL

**Memo** :

Data: 35

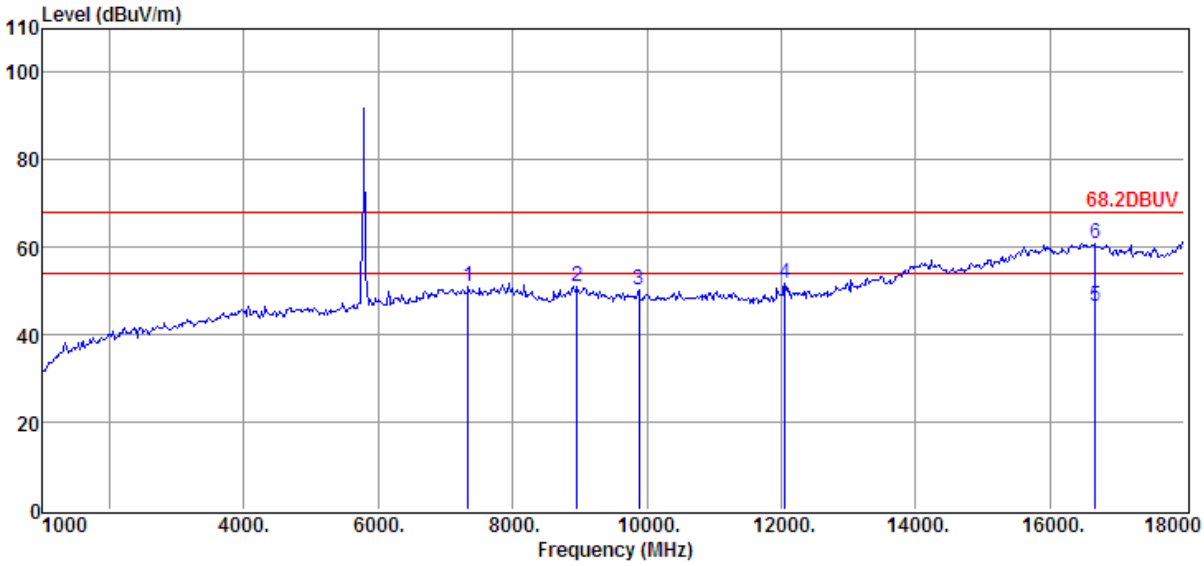


| Item (Mark) | Freq. (MHz) | Read Level (dBµV) | Antenna Factor (dB/m) | PRM Factor dB | Cable Loss dB | Result Level (dBµV/m) | Limit Line (dBµV/m) | Over Limit (dB) | Detector | Polarization |
|---|---|---|---|---|---|---|---|---|---|---|
| 1 | 7341.00 | 34.30 | 36.48 | 30.59 | 10.72 | 50.91 | 68.20 | -17.29 | Peak | VERTICAL |
| 2 | 8956.00 | 34.18 | 37.31 | 32.28 | 11.79 | 51.00 | 68.20 | -17.20 | Peak | VERTICAL |
| 3 | 9874.00 | 34.01 | 36.78 | 32.87 | 12.42 | 50.34 | 68.20 | -17.86 | Peak | VERTICAL |
| 4 | 12050.00 | 34.51 | 37.67 | 34.82 | 14.26 | 51.62 | 68.20 | -16.58 | Peak | VERTICAL |
| 5 | 16674.00 | 20.52 | 44.42 | 36.28 | 17.84 | 46.50 | 54.00 | -7.50 | Average | VERTICAL |
| 6 | 16674.00 | 34.99 | 44.42 | 36.28 | 17.84 | 60.97 | 68.20 | -7.23 | Peak | VERTICAL |

Note: 1. Result Level = Read Level + Antenna Factor + Cable loss - PRM Factor.
2. If Peak Result complies with AV limit, AV Result is deemed to comply with AV limit.
3. Test setup: RBW: 1 MHz, VBW: 3 MHz, Sweep time: auto.


*This report shall not be reproduced except in full, without the written approval of UL Verification Services (Guangzhou) Co., Ltd, Song Shan Lake Branch.*

**Power Supply** : 3.8Vdc

**Test Mode** : TX MODE 11ac 5785MHz

**Condition** : Temp:24.5'C,Humi:55%, Press:100.1kPa

**Antenna/Distance** : 2016 HF907/3m/HORIZONTAL

**Memo** :

Data: 36

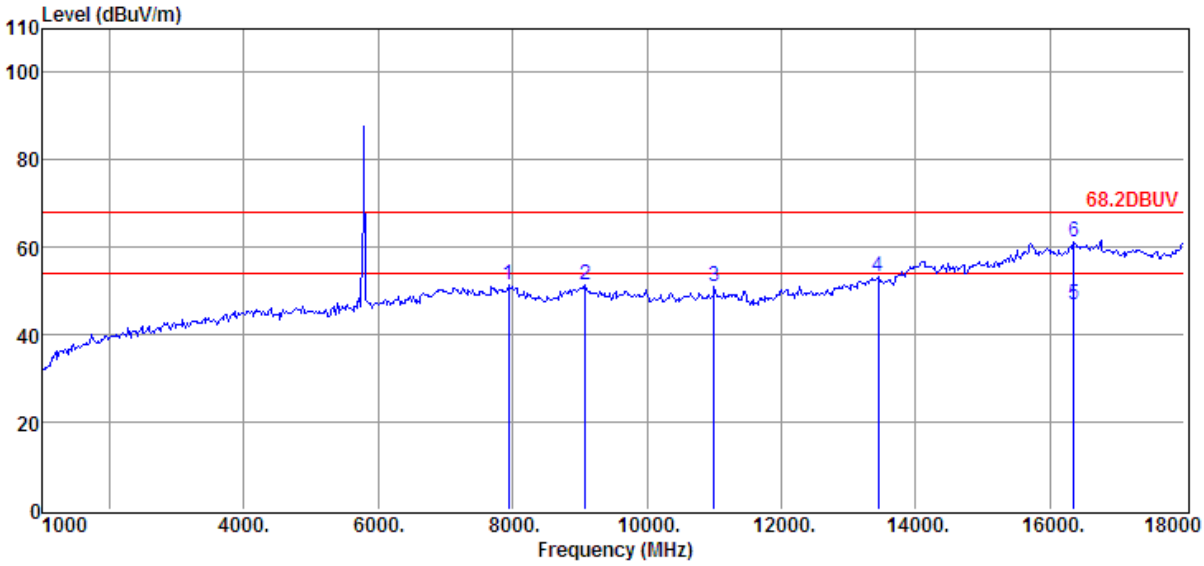


| Item (Mark) | Freq. (MHz) | Read Level (dBµV) | Antenna Factor (dB/m) | PRM Factor dB | Cable Loss dB | Result Level (dBµV/m) | Limit Line (dBµV/m) | Over Limit (dB) | Detector | Polarization |
|---|---|---|---|---|---|---|---|---|---|---|
| 1 | 7936.00 | 34.64 | 36.69 | 31.11 | 11.10 | 51.32 | 68.20 | -16.88 | Peak | HORIZONTAL |
| 2 | 9075.00 | 34.47 | 37.33 | 32.35 | 11.89 | 51.34 | 68.20 | -16.86 | Peak | HORIZONTAL |
| 3 | 10996.00 | 33.56 | 37.79 | 33.98 | 13.48 | 50.85 | 68.20 | -17.35 | Peak | HORIZONTAL |
| 4 | 13444.00 | 34.62 | 39.24 | 35.28 | 14.78 | 53.36 | 68.20 | -14.84 | Peak | HORIZONTAL |
| 5 | 16351.00 | 20.75 | 44.46 | 35.86 | 17.38 | 46.73 | 54.00 | -7.27 | Average | HORIZONTAL |
| 6 | 16351.00 | 35.31 | 44.46 | 35.86 | 17.38 | 61.29 | 68.20 | -6.91 | Peak | HORIZONTAL |

Note: 1. Result Level = Read Level + Antenna Factor + Cable loss - PRM Factor.
2. If Peak Result complies with AV limit, AV Result is deemed to comply with AV limit.
3. Test setup: RBW: 1 MHz, VBW: 3 MHz, Sweep time: auto.


*This report shall not be reproduced except in full, without the written approval of UL Verification Services (Guangzhou) Co., Ltd, Song Shan Lake Branch.*

**Power Supply** : 3.8Vdc

**Test Mode** : TX MODE 11ac 5825MHz

**Condition** : Temp:24.5'C,Humi:55%, Press:100.1kPa

**Antenna/Distance** : 2016 HF907/3m/HORIZONTAL

**Memo** :

Data: 37

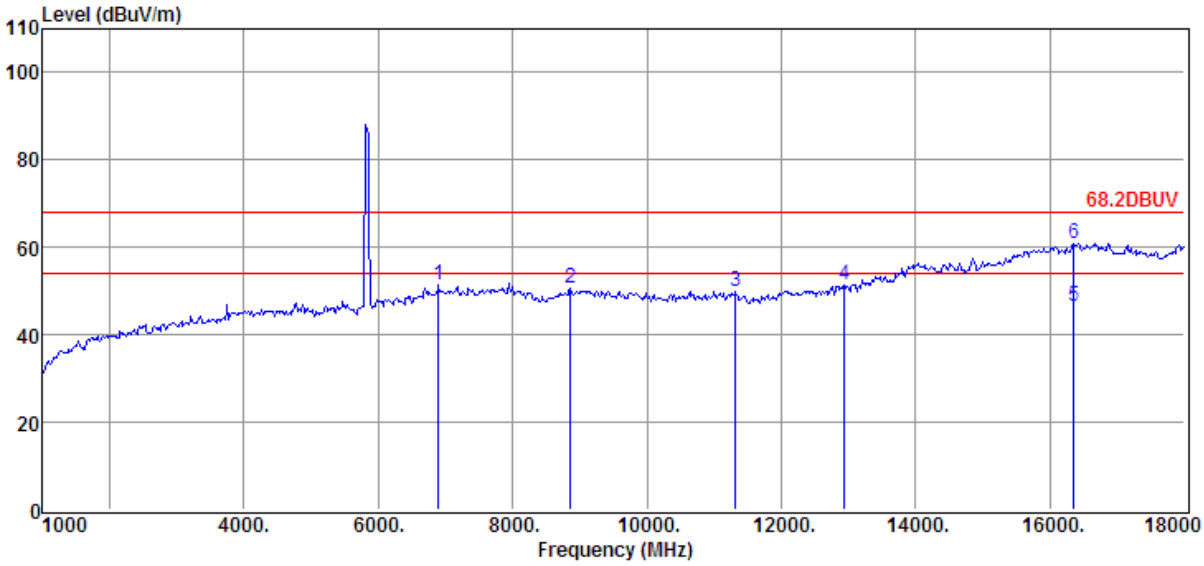


| Item (Mark) | Freq. (MHz) | Read Level (dBµV) | Antenna Factor (dB/m) | PRM Factor dB | Cable Loss dB | Result Level (dBµV/m) | Limit Line (dBµV/m) | Over Limit (dB) | Detector | Polarization |
|---|---|---|---|---|---|---|---|---|---|---|
| 1 | 6899.00 | 35.14 | 36.12 | 30.31 | 10.33 | 51.28 | 68.20 | -16.92 | Peak | HORIZONTAL |
| 2 | 8854.00 | 34.30 | 36.87 | 32.22 | 11.76 | 50.71 | 68.20 | -17.49 | Peak | HORIZONTAL |
| 3 | 11319.00 | 33.59 | 37.09 | 34.38 | 13.54 | 49.84 | 68.20 | -18.36 | Peak | HORIZONTAL |
| 4 | 12934.00 | 33.85 | 38.74 | 35.67 | 14.67 | 51.59 | 68.20 | -16.61 | Peak | HORIZONTAL |
| 5 | 16351.00 | 20.69 | 44.46 | 35.86 | 17.38 | 46.67 | 54.00 | -7.33 | Average | HORIZONTAL |
| 6 | 16351.00 | 34.84 | 44.46 | 35.86 | 17.38 | 60.82 | 68.20 | -7.38 | Peak | HORIZONTAL |

Note: 1. Result Level = Read Level + Antenna Factor + Cable loss - PRM Factor.
2. If Peak Result complies with AV limit, AV Result is deemed to comply with AV limit.
3. Test setup: RBW: 1 MHz, VBW: 3 MHz, Sweep time: auto.


*This report shall not be reproduced except in full, without the written approval of UL Verification Services (Guangzhou) Co., Ltd, Song Shan Lake Branch.*

**Power Supply** : 3.8Vdc

**Test Mode** : TX MODE 11ac 5825MHz

**Condition** : Temp:24.5'C,Humi:55%, Press:100.1kPa

**Antenna/Distance** : 2016 HF907/3m/VERTICAL

**Memo** :

Data: 38

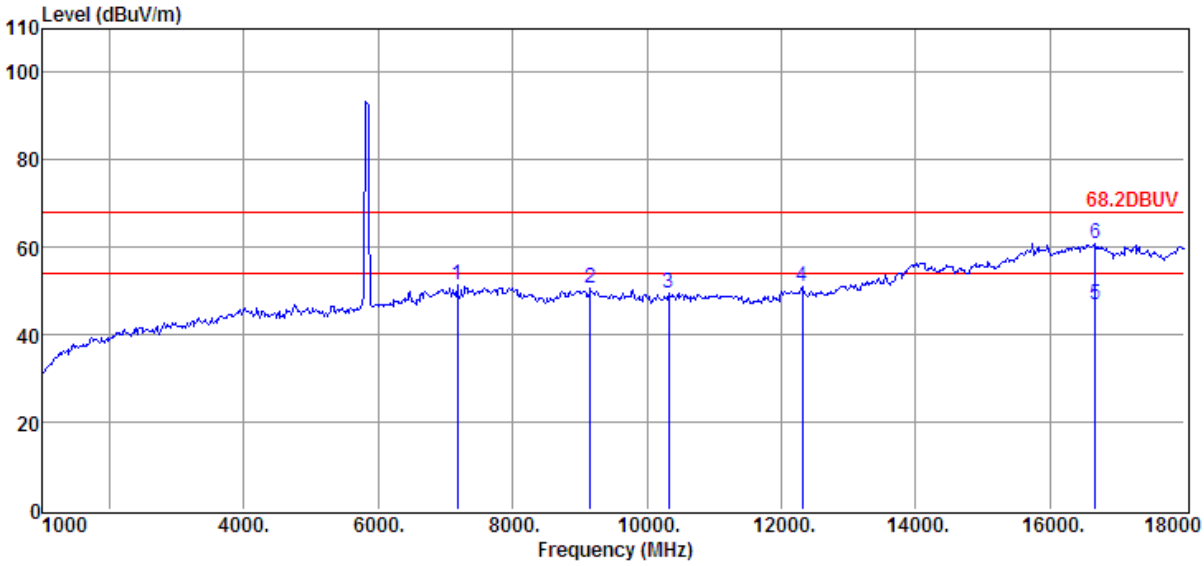


| Item (Mark) | Freq. (MHz) | Read Level (dBµV) | Antenna Factor (dB/m) | PRM Factor dB | Cable Loss dB | Result Level (dBµV/m) | Limit Line (dBµV/m) | Over Limit (dB) | Detector | Polarization |
|---|---|---|---|---|---|---|---|---|---|---|
| 1 | 7171.00 | 34.92 | 36.34 | 30.48 | 10.57 | 51.35 | 68.20 | -16.85 | Peak | VERTICAL |
| 2 | 9160.00 | 33.84 | 37.14 | 32.39 | 12.01 | 50.60 | 68.20 | -17.60 | Peak | VERTICAL |
| 3 | 10316.00 | 33.58 | 36.58 | 33.11 | 12.60 | 49.65 | 68.20 | -18.55 | Peak | VERTICAL |
| 4 | 12305.00 | 33.69 | 38.03 | 35.05 | 14.49 | 51.16 | 68.20 | -17.04 | Peak | VERTICAL |
| 5 | 16674.00 | 20.72 | 44.42 | 36.28 | 17.84 | 46.70 | 54.00 | -7.30 | Average | VERTICAL |
| 6 | 16674.00 | 34.90 | 44.42 | 36.28 | 17.84 | 60.88 | 68.20 | -7.32 | Peak | VERTICAL |

Note: 1. Result Level = Read Level + Antenna Factor + Cable loss - PRM Factor.
2. If Peak Result complies with AV limit, AV Result is deemed to comply with AV limit.
3. Test setup: RBW: 1 MHz, VBW: 3 MHz, Sweep time: auto.


*This report shall not be reproduced except in full, without the written approval of UL Verification Services (Guangzhou) Co., Ltd, Song Shan Lake Branch.*

| | | | |
|---|---|---|---|
| **Power Supply** | : 3.8Vdc | **Test Mode** | : TX MODE 11ac 5825MHz |
| **Condition** | : Temp:24.5'C,Humi:55%, Press:100.1kPa | **Antenna/Distance** | : 2016 HF907/3m/VERTICAL |
| **Memo** | : | | |

Data: 39

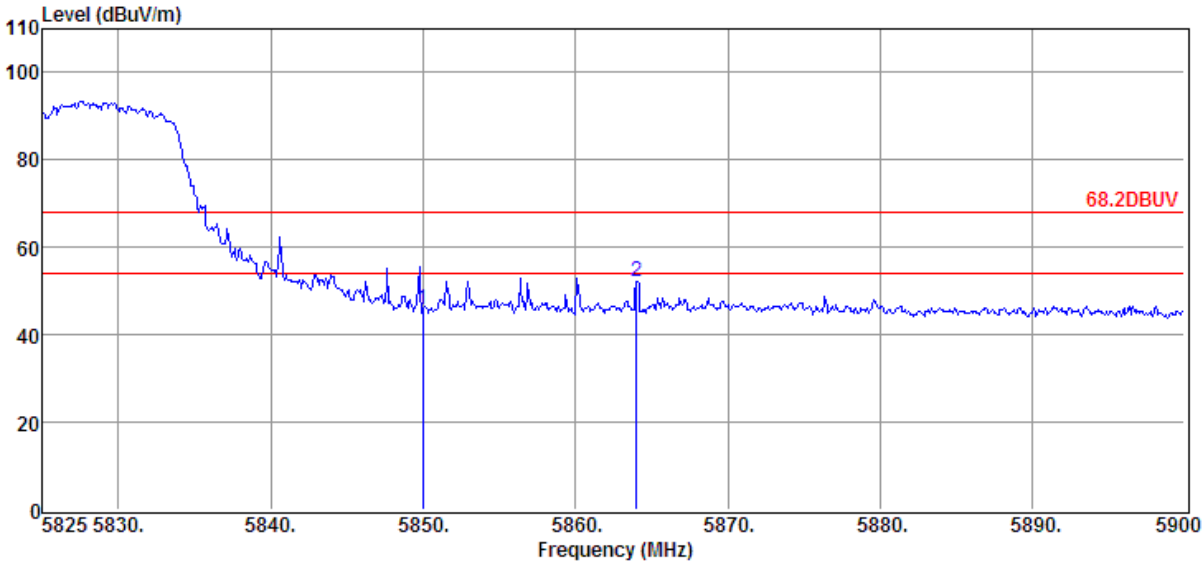


| Item (Mark) | Freq. (MHz) | Read Level (dBµV) | Antenna Factor (dB/m) | PRM Factor dB | Cable Loss dB | Result Level (dBµV/m) | Limit Line (dBµV/m) | Over Limit (dB) | Detector | Polarization |
|---|---|---|---|---|---|---|---|---|---|---|
| 1 | 5850.00 | 30.49 | 34.91 | 29.20 | 9.54 | 45.74 | 68.20 | -22.46 | Peak | VERTICAL |
| 2 | 5864.00 | 36.79 | 34.92 | 29.20 | 9.56 | 52.07 | 68.20 | -16.13 | Peak | VERTICAL |

Note: 1. Result Level = Read Level + Antenna Factor + Cable loss - PRM Factor.
2. If Peak Result complies with AV limit, AV Result is deemed to comply with AV limit.
3. Test setup: RBW: 1 MHz, VBW: 3 MHz, Sweep time: auto.


*This report shall not be reproduced except in full, without the written approval of UL Verification Services (Guangzhou) Co., Ltd, Song Shan Lake Branch.*

| | | | |
|---|---|---|---|
| **Power Supply** | : 3.8Vdc | **Test Mode** | : TX MODE 11ac 5825MHz |
| **Condition** | : Temp:24.5'C,Humi:55%, Press:100.1kPa | **Antenna/Distance** | : 2016 HF907/3m/HORIZONTAL |
| **Memo** | : | | |

Data: 40

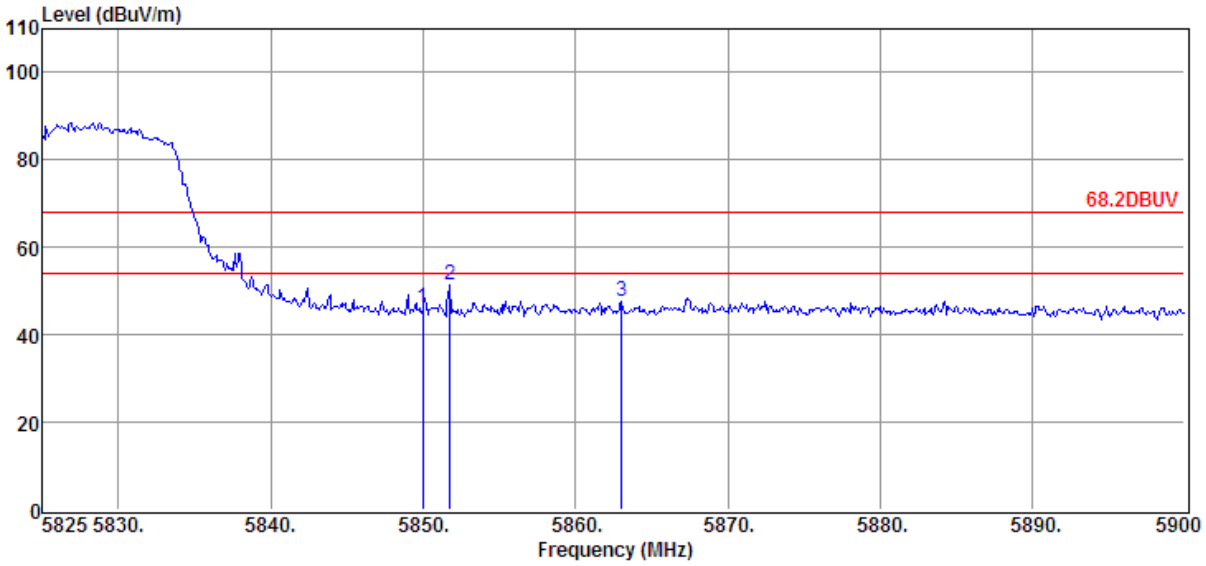


| Item (Mark) | Freq. (MHz) | Read Level (dBµV) | Antenna Factor (dB/m) | PRM Factor dB | Cable Loss dB | Result Level (dBµV/m) | Limit Line (dBµV/m) | Over Limit (dB) | Detector | Polarization |
|---|---|---|---|---|---|---|---|---|---|---|
| 1 | 5849.98 | 30.71 | 34.91 | 29.20 | 9.54 | 45.96 | 68.20 | -22.24 | Peak | HORIZONTAL |
| 2 | 5851.78 | 36.23 | 34.91 | 29.20 | 9.54 | 51.48 | 68.20 | -16.72 | Peak | HORIZONTAL |
| 3 | 5863.03 | 32.43 | 34.92 | 29.20 | 9.56 | 47.71 | 68.20 | -20.49 | Peak | HORIZONTAL |

Note: 1. Result Level = Read Level + Antenna Factor + Cable loss - PRM Factor.
2. If Peak Result complies with AV limit, AV Result is deemed to comply with AV limit.
3. Test setup: RBW: 1 MHz, VBW: 3 MHz, Sweep time: auto.


*This report shall not be reproduced except in full, without the written approval of UL Verification Services (Guangzhou) Co., Ltd, Song Shan Lake Branch.*

**Power Supply** : 3.8Vdc

**Test Mode** : TX MODE 11ac 40 5190MHz

**Condition** : Temp:24.5'C,Humi:55%, Press:100.1kPa

**Antenna/Distance** : 2016 HF907/3m/HORIZONTAL

**Memo** :

Data: 41

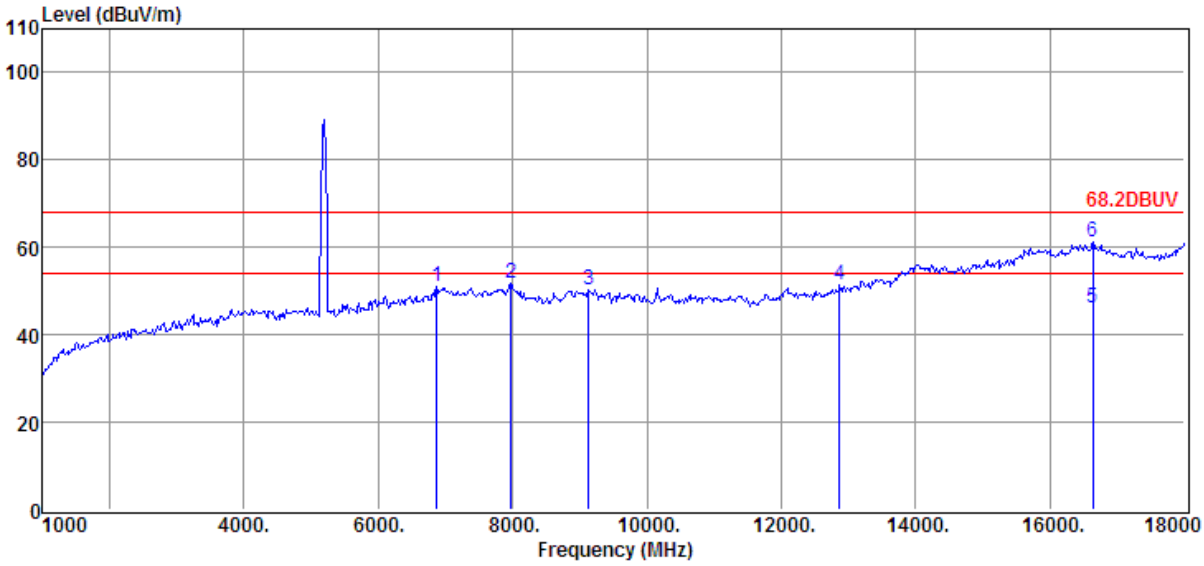


| Item (Mark) | Freq. (MHz) | Read Level (dBµV) | Antenna Factor (dB/m) | PRM Factor dB | Cable Loss dB | Result Level (dBµV/m) | Limit Line (dBµV/m) | Over Limit (dB) | Detector | Polarization |
|---|---|---|---|---|---|---|---|---|---|---|
| 1 | 6865.00 | 34.91 | 36.09 | 30.28 | 10.31 | 51.03 | 68.20 | -17.17 | Peak | HORIZONTAL |
| 2 | 7970.00 | 35.03 | 36.69 | 31.12 | 11.12 | 51.72 | 68.20 | -16.48 | Peak | HORIZONTAL |
| 3 | 9126.00 | 33.63 | 37.22 | 32.38 | 11.95 | 50.42 | 68.20 | -17.78 | Peak | HORIZONTAL |
| 4 | 12866.00 | 33.83 | 38.67 | 35.64 | 14.66 | 51.52 | 68.20 | -16.68 | Peak | HORIZONTAL |
| 5 | 16640.00 | 20.18 | 44.47 | 36.28 | 17.74 | 46.11 | 54.00 | -7.89 | Average | HORIZONTAL |
| 6 | 16640.00 | 35.17 | 44.47 | 36.28 | 17.74 | 61.10 | 68.20 | -7.10 | Peak | HORIZONTAL |

Note: 1. Result Level = Read Level + Antenna Factor + Cable loss - PRM Factor.
2. If Peak Result complies with AV limit, AV Result is deemed to comply with AV limit.
3. Test setup: RBW: 1 MHz, VBW: 3 MHz, Sweep time: auto.


*This report shall not be reproduced except in full, without the written approval of UL Verification Services (Guangzhou) Co., Ltd, Song Shan Lake Branch.*

**Power Supply** : 3.8Vdc

**Test Mode** : TX MODE 11ac 40 5190MHz

**Condition** : Temp:24.5'C,Humi:55%, Press:100.1kPa

**Antenna/Distance** : 2016 HF907/3m/VERTICAL

**Memo** :

Data: 42

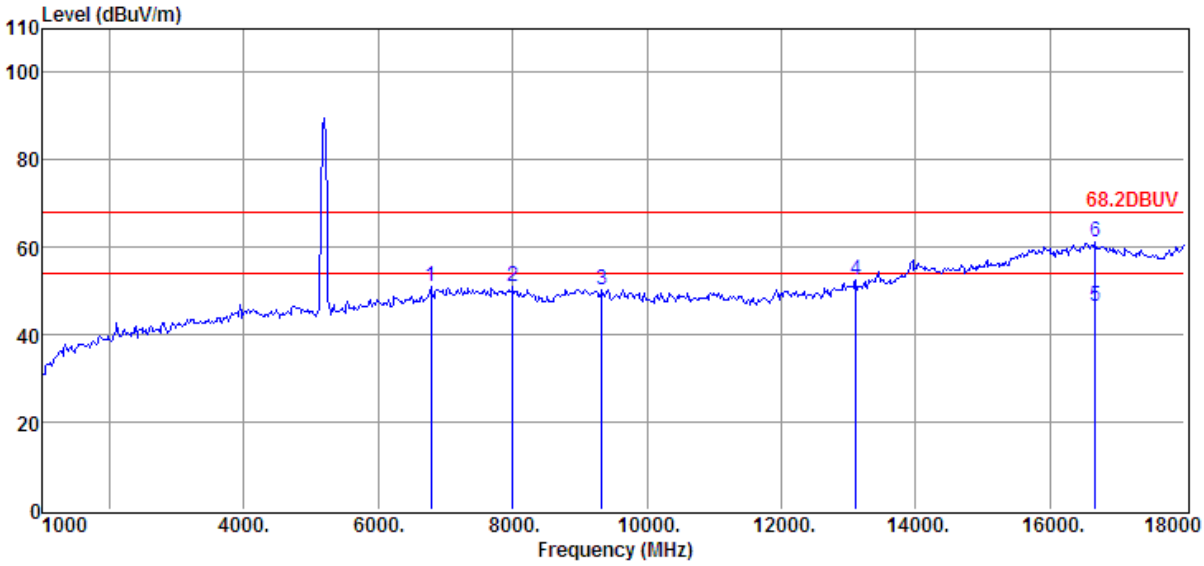


| Item (Mark) | Freq. (MHz) | Read Level (dBµV) | Antenna Factor (dB/m) | PRM Factor dB | Cable Loss dB | Result Level (dBµV/m) | Limit Line (dBµV/m) | Over Limit (dB) | Detector | Polarization |
|---|---|---|---|---|---|---|---|---|---|---|
| 1 | 6780.00 | 34.98 | 36.03 | 30.24 | 10.21 | 50.98 | 68.20 | -17.22 | Peak | VERTICAL |
| 2 | 8004.00 | 34.25 | 36.69 | 31.13 | 11.13 | 50.94 | 68.20 | -17.26 | Peak | VERTICAL |
| 3 | 9330.00 | 34.02 | 36.77 | 32.50 | 12.16 | 50.45 | 68.20 | -17.75 | Peak | VERTICAL |
| 4 | 13104.00 | 34.62 | 38.91 | 35.64 | 14.70 | 52.59 | 68.20 | -15.61 | Peak | VERTICAL |
| 5 | 16674.00 | 20.48 | 44.42 | 36.28 | 17.84 | 46.46 | 54.00 | -7.54 | Average | VERTICAL |
| 6 | 16674.00 | 35.36 | 44.42 | 36.28 | 17.84 | 61.34 | 68.20 | -6.86 | Peak | VERTICAL |

Note: 1. Result Level = Read Level + Antenna Factor + Cable loss - PRM Factor.
2. If Peak Result complies with AV limit, AV Result is deemed to comply with AV limit.
3. Test setup: RBW: 1 MHz, VBW: 3 MHz, Sweep time: auto.


*This report shall not be reproduced except in full, without the written approval of UL Verification Services (Guangzhou) Co., Ltd, Song Shan Lake Branch.*

**Power Supply** : 3.8Vdc

**Test Mode** : TX MODE 11ac 40 5190MHz

**Condition** : Temp:24.5'C,Humi:55%, Press:100.1kPa

**Antenna/Distance** : 2016 HF907/3m/VERTICAL

**Memo** :

Data: 43

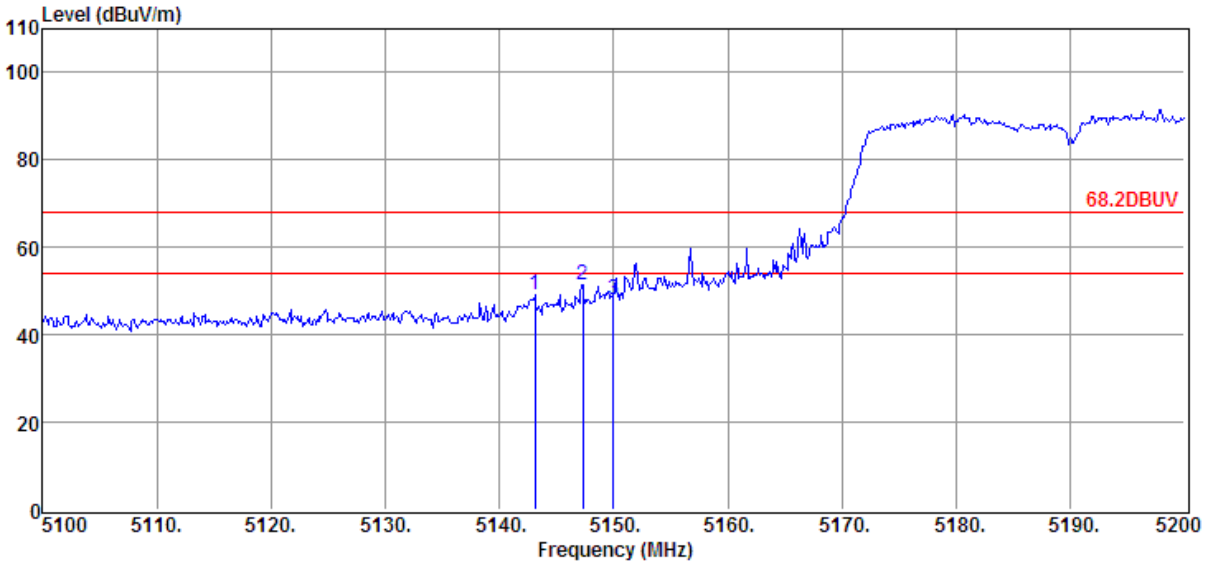


| Item (Mark) | Freq. (MHz) | Read Level (dBµV) | Antenna Factor (dB/m) | PRM Factor dB | Cable Loss dB | Result Level (dBµV/m) | Limit Line (dBµV/m) | Over Limit (dB) | Detector | Polarization |
|---|---|---|---|---|---|---|---|---|---|---|
| 1 | 5143.10 | 35.80 | 34.00 | 29.33 | 8.84 | 49.31 | 68.20 | -18.89 | Peak | VERTICAL |
| 2 | 5147.30 | 38.02 | 34.00 | 29.33 | 8.84 | 51.53 | 68.20 | -16.67 | Peak | VERTICAL |
| 3 | 5150.00 | 34.63 | 34.01 | 29.33 | 8.84 | 48.15 | 68.20 | -20.05 | Peak | VERTICAL |

Note: 1. Result Level = Read Level + Antenna Factor + Cable loss - PRM Factor.
2. If Peak Result complies with AV limit, AV Result is deemed to comply with AV limit.
3. Test setup: RBW: 1 MHz, VBW: 3 MHz, Sweep time: auto.


*This report shall not be reproduced except in full, without the written approval of UL Verification Services (Guangzhou) Co., Ltd, Song Shan Lake Branch.*

**Power Supply** : 3.8Vdc

**Test Mode** : TX MODE 11ac 40 5190MHz

**Condition** : Temp:24.5'C,Humi:55%, Press:100.1kPa

**Antenna/Distance** : 2016 HF907/3m/HORIZONTAL

**Memo** :

Data: 44

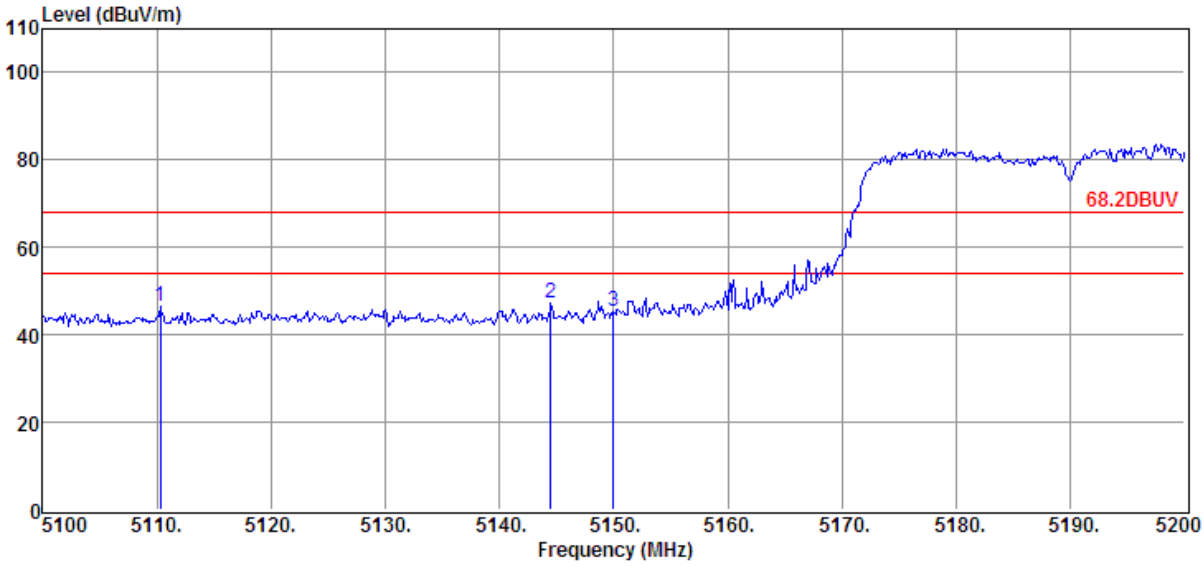


| Item (Mark) | Freq. (MHz) | Read Level (dBµV) | Antenna Factor (dB/m) | PRM Factor dB | Cable Loss dB | Result Level (dBµV/m) | Limit Line (dBµV/m) | Over Limit (dB) | Detector | Polarization |
|---|---|---|---|---|---|---|---|---|---|---|
| 1 | 5110.30 | 32.98 | 33.93 | 29.34 | 8.78 | 46.35 | 68.20 | -21.85 | Peak | HORIZONTAL |
| 2 | 5144.50 | 33.59 | 34.00 | 29.33 | 8.84 | 47.10 | 68.20 | -21.10 | Peak | HORIZONTAL |
| 3 | 5150.00 | 31.75 | 34.01 | 29.33 | 8.84 | 45.27 | 68.20 | -22.93 | Peak | HORIZONTAL |

Note: 1. Result Level = Read Level + Antenna Factor + Cable loss - PRM Factor.
2. If Peak Result complies with AV limit, AV Result is deemed to comply with AV limit.
3. Test setup: RBW: 1 MHz, VBW: 3 MHz, Sweep time: auto.


*This report shall not be reproduced except in full, without the written approval of UL Verification Services (Guangzhou) Co., Ltd, Song Shan Lake Branch.*

**Power Supply** : 3.8Vdc

**Test Mode** : TX MODE 11ac 40 5230MHz

**Condition** : Temp:24.5'C,Humi:55%, Press:100.1kPa

**Antenna/Distance** : 2016 HF907/3m/HORIZONTAL

**Memo** :

Data: 45

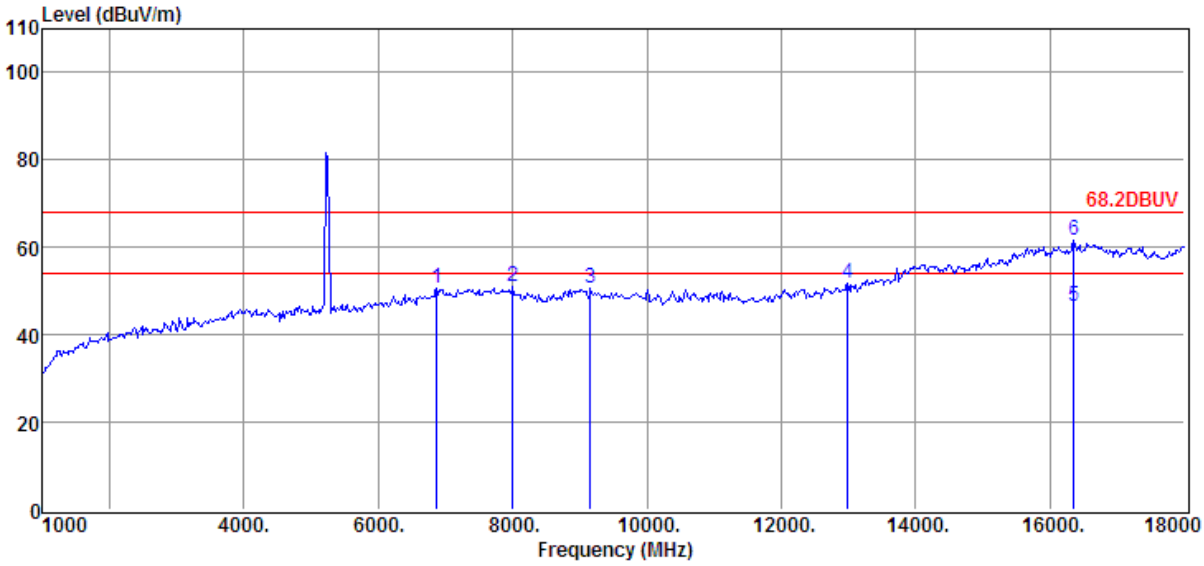


| Item (Mark) | Freq. (MHz) | Read Level (dBµV) | Antenna Factor (dB/m) | PRM Factor dB | Cable Loss dB | Result Level (dBµV/m) | Limit Line (dBµV/m) | Over Limit (dB) | Detector | Polarization |
|---|---|---|---|---|---|---|---|---|---|---|
| 1 | 6865.00 | 34.72 | 36.09 | 30.28 | 10.31 | 50.84 | 68.20 | -17.36 | Peak | HORIZONTAL |
| 2 | 8004.00 | 34.21 | 36.69 | 31.13 | 11.13 | 50.90 | 68.20 | -17.30 | Peak | HORIZONTAL |
| 3 | 9160.00 | 33.75 | 37.14 | 32.39 | 12.01 | 50.51 | 68.20 | -17.69 | Peak | HORIZONTAL |
| 4 | 12985.00 | 34.07 | 38.79 | 35.70 | 14.67 | 51.83 | 68.20 | -16.37 | Peak | HORIZONTAL |
| 5 | 16351.00 | 20.46 | 44.46 | 35.86 | 17.38 | 46.44 | 54.00 | -7.56 | Average | HORIZONTAL |
| 6 | 16351.00 | 35.45 | 44.46 | 35.86 | 17.38 | 61.43 | 68.20 | -6.77 | Peak | HORIZONTAL |

Note: 1. Result Level = Read Level + Antenna Factor + Cable loss - PRM Factor.
2. If Peak Result complies with AV limit, AV Result is deemed to comply with AV limit.
3. Test setup: RBW: 1 MHz, VBW: 3 MHz, Sweep time: auto.


*This report shall not be reproduced except in full, without the written approval of UL Verification Services (Guangzhou) Co., Ltd, Song Shan Lake Branch.*

**Power Supply** : 3.8Vdc

**Test Mode** : TX MODE 11ac 40 5230MHz

**Condition** : Temp:24.5'C,Humi:55%, Press:100.1kPa

**Antenna/Distance** : 2016 HF907/3m/VERTICAL

**Memo** :

Data: 46

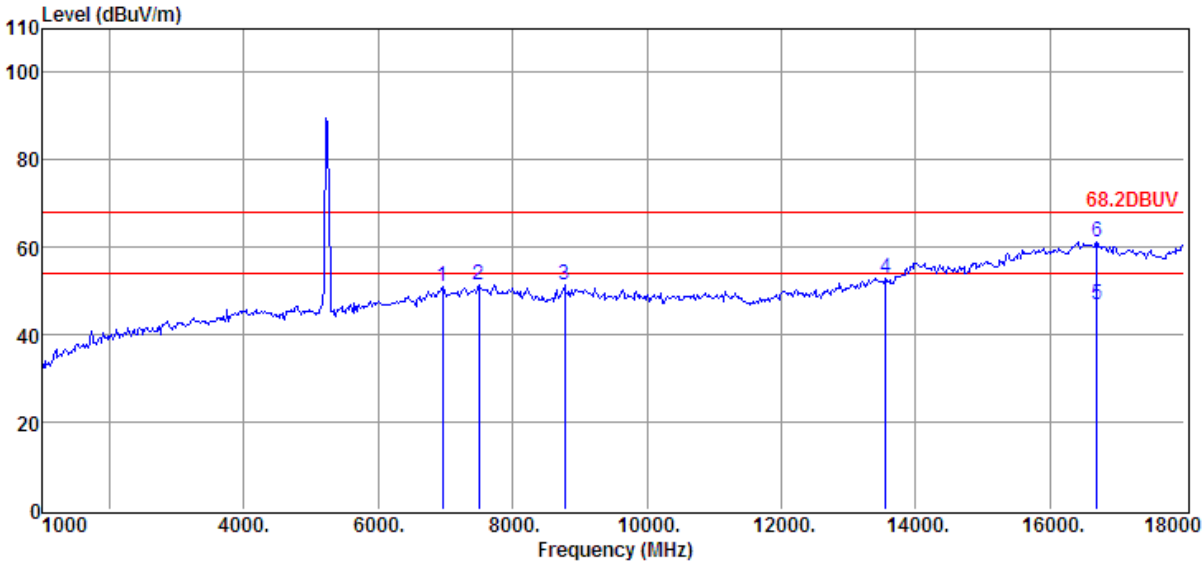


| Item (Mark) | Freq. (MHz) | Read Level (dBµV) | Antenna Factor (dB/m) | PRM Factor dB | Cable Loss dB | Result Level (dBµV/m) | Limit Line (dBµV/m) | Over Limit (dB) | Detector | Polarization |
|---|---|---|---|---|---|---|---|---|---|---|
| 1 | 6950.00 | 34.64 | 36.16 | 30.34 | 10.39 | 50.85 | 68.20 | -17.35 | Peak | VERTICAL |
| 2 | 7494.00 | 34.70 | 36.60 | 30.78 | 10.84 | 51.36 | 68.20 | -16.84 | Peak | VERTICAL |
| 3 | 8769.00 | 35.20 | 36.50 | 32.15 | 11.73 | 51.28 | 68.20 | -16.92 | Peak | VERTICAL |
| 4 | 13546.00 | 33.80 | 39.35 | 35.12 | 14.81 | 52.84 | 68.20 | -15.36 | Peak | VERTICAL |
| 5 | 16691.00 | 21.05 | 44.39 | 36.28 | 17.84 | 47.00 | 54.00 | -7.00 | Average | VERTICAL |
| 6 | 16691.00 | 35.27 | 44.39 | 36.28 | 17.84 | 61.22 | 68.20 | -6.98 | Peak | VERTICAL |

Note: 1. Result Level = Read Level + Antenna Factor + Cable loss - PRM Factor.
2. If Peak Result complies with AV limit, AV Result is deemed to comply with AV limit.
3. Test setup: RBW: 1 MHz, VBW: 3 MHz, Sweep time: auto.


*This report shall not be reproduced except in full, without the written approval of UL Verification Services (Guangzhou) Co., Ltd, Song Shan Lake Branch.*

**Power Supply** : 3.8Vdc

**Test Mode** : TX MODE 11ac 40 5230MHz

**Condition** : Temp:24.5'C,Humi:55%, Press:100.1kPa

**Antenna/Distance** : 2016 HF907/3m/VERTICAL

**Memo** :

Data: 47

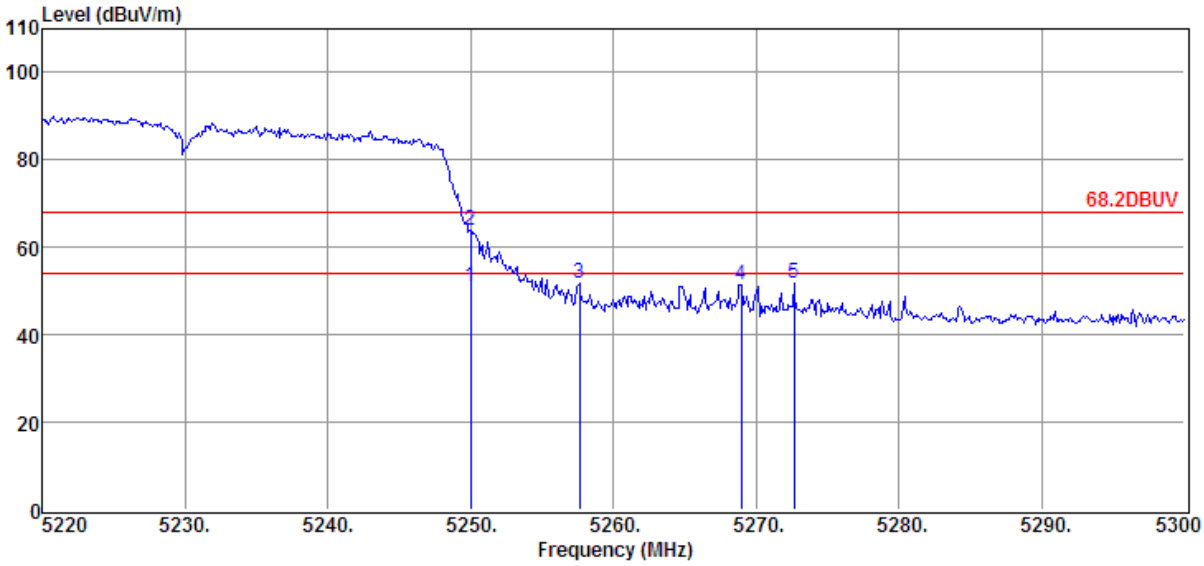


| Item (Mark) | Freq. (MHz) | Read Level (dBµV) | Antenna Factor (dB/m) | PRM Factor dB | Cable Loss dB | Result Level (dBµV/m) | Limit Line (dBµV/m) | Over Limit (dB) | Detector | Polarization |
|---|---|---|---|---|---|---|---|---|---|---|
| 1 | 5250.00 | 37.14 | 34.21 | 29.32 | 8.93 | 50.96 | 54.00 | -3.04 | Average | VERTICAL |
| 2 | 5250.00 | 49.95 | 34.21 | 29.32 | 8.93 | 63.77 | 68.20 | -4.43 | Peak | VERTICAL |
| 3 | 5257.60 | 38.07 | 34.23 | 29.32 | 8.93 | 51.91 | 68.20 | -16.29 | Peak | VERTICAL |
| 4 | 5268.96 | 37.50 | 34.25 | 29.32 | 8.96 | 51.39 | 68.20 | -16.81 | Peak | VERTICAL |
| 5 | 5272.64 | 37.78 | 34.26 | 29.32 | 8.96 | 51.68 | 68.20 | -16.52 | Peak | VERTICAL |

Note: 1. Result Level = Read Level + Antenna Factor + Cable loss - PRM Factor.
2. If Peak Result complies with AV limit, AV Result is deemed to comply with AV limit.
3. Test setup: RBW: 1 MHz, VBW: 3 MHz, Sweep time: auto.


*This report shall not be reproduced except in full, without the written approval of UL Verification Services (Guangzhou) Co., Ltd, Song Shan Lake Branch.*

**Power Supply** : 3.8Vdc

**Test Mode** : TX MODE 11ac 40 5230MHz

**Condition** : Temp:24.5'C,Humi:55%, Press:100.1kPa

**Antenna/Distance** : 2016 HF907/3m/HORIZONTAL

**Memo** :

Data: 48

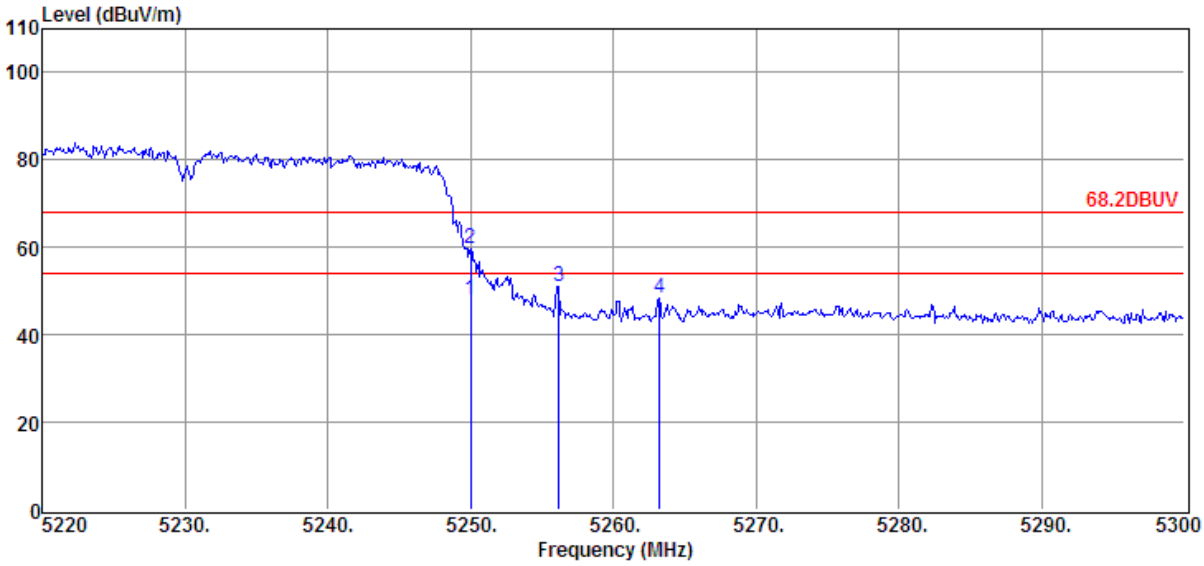


| Item (Mark) | Freq. (MHz) | Read Level (dBµV) | Antenna Factor (dB/m) | PRM Factor dB | Cable Loss dB | Result Level (dBµV/m) | Limit Line (dBµV/m) | Over Limit (dB) | Detector | Polarization |
|---|---|---|---|---|---|---|---|---|---|---|
| 1 | 5250.00 | 34.17 | 34.21 | 29.32 | 8.93 | 47.99 | 54.00 | -6.01 | Average | HORIZONTAL |
| 2 | 5250.00 | 46.05 | 34.21 | 29.32 | 8.93 | 59.87 | 68.20 | -8.33 | Peak | HORIZONTAL |
| 3 | 5256.16 | 37.14 | 34.22 | 29.32 | 8.93 | 50.97 | 68.20 | -17.23 | Peak | HORIZONTAL |
| 4 | 5263.20 | 34.65 | 34.24 | 29.32 | 8.96 | 48.53 | 68.20 | -19.67 | Peak | HORIZONTAL |

Note: 1. Result Level = Read Level + Antenna Factor + Cable loss - PRM Factor.
2. If Peak Result complies with AV limit, AV Result is deemed to comply with AV limit.
3. Test setup: RBW: 1 MHz, VBW: 3 MHz, Sweep time: auto.


*This report shall not be reproduced except in full, without the written approval of UL Verification Services (Guangzhou) Co., Ltd, Song Shan Lake Branch.*

**Power Supply** : 3.8Vdc

**Test Mode** : TX MODE 11ac 40 5270MHz

**Condition** : Temp:24.5'C,Humi:55%, Press:100.1kPa

**Antenna/Distance** : 2016 HF907/3m/HORIZONTAL

**Memo** :

Data: 49

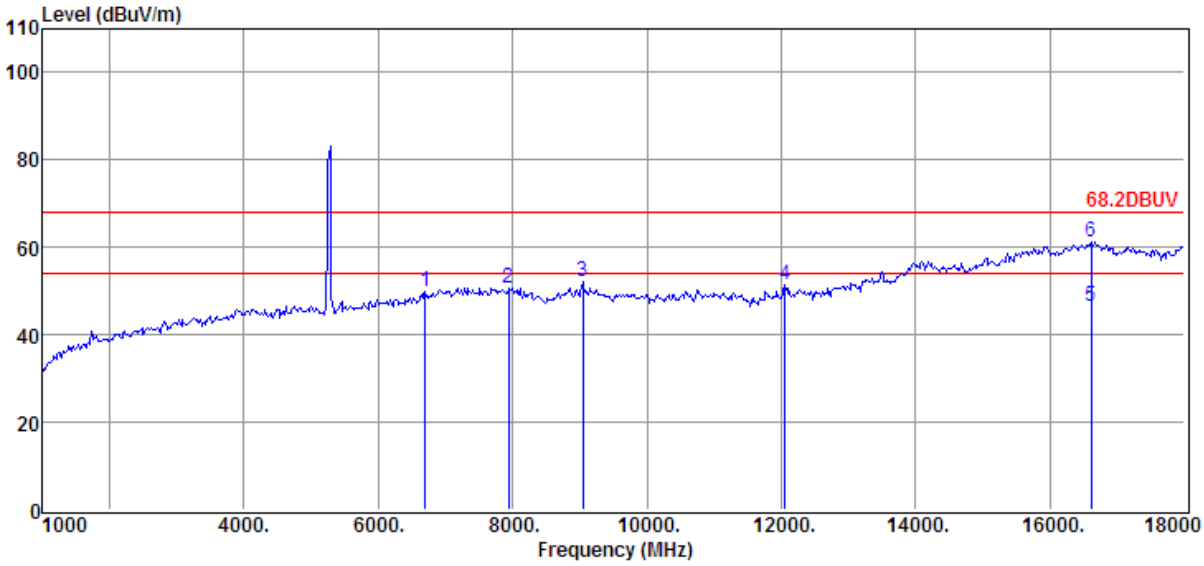


| Item (Mark) | Freq. (MHz) | Read Level (dBµV) | Antenna Factor (dB/m) | PRM Factor dB | Cable Loss dB | Result Level (dBµV/m) | Limit Line (dBµV/m) | Over Limit (dB) | Detector | Polarization |
|---|---|---|---|---|---|---|---|---|---|---|
| 1 | 6695.00 | 34.12 | 35.96 | 30.14 | 10.14 | 50.08 | 68.20 | -18.12 | Peak | HORIZONTAL |
| 2 | 7936.00 | 34.03 | 36.69 | 31.11 | 11.10 | 50.71 | 68.20 | -17.49 | Peak | HORIZONTAL |
| 3 | 9041.00 | 35.30 | 37.41 | 32.34 | 11.87 | 52.24 | 68.20 | -15.96 | Peak | HORIZONTAL |
| 4 | 12050.00 | 34.27 | 37.67 | 34.82 | 14.26 | 51.38 | 68.20 | -16.82 | Peak | HORIZONTAL |
| 5 | 16606.00 | 20.47 | 44.53 | 36.21 | 17.71 | 46.50 | 54.00 | -7.50 | Average | HORIZONTAL |
| 6 | 16606.00 | 35.29 | 44.53 | 36.21 | 17.71 | 61.32 | 68.20 | -6.88 | Peak | HORIZONTAL |

Note: 1. Result Level = Read Level + Antenna Factor + Cable loss - PRM Factor.
2. If Peak Result complies with AV limit, AV Result is deemed to comply with AV limit.
3. Test setup: RBW: 1 MHz, VBW: 3 MHz, Sweep time: auto.


*This report shall not be reproduced except in full, without the written approval of UL Verification Services (Guangzhou) Co., Ltd, Song Shan Lake Branch.*

**Power Supply** : 3.8Vdc

**Test Mode** : TX MODE 11ac 40 5270MHz

**Condition** : Temp:24.5'C,Humi:55%, Press:100.1kPa

**Antenna/Distance** : 2016 HF907/3m/VERTICAL

**Memo** :

Data: 50

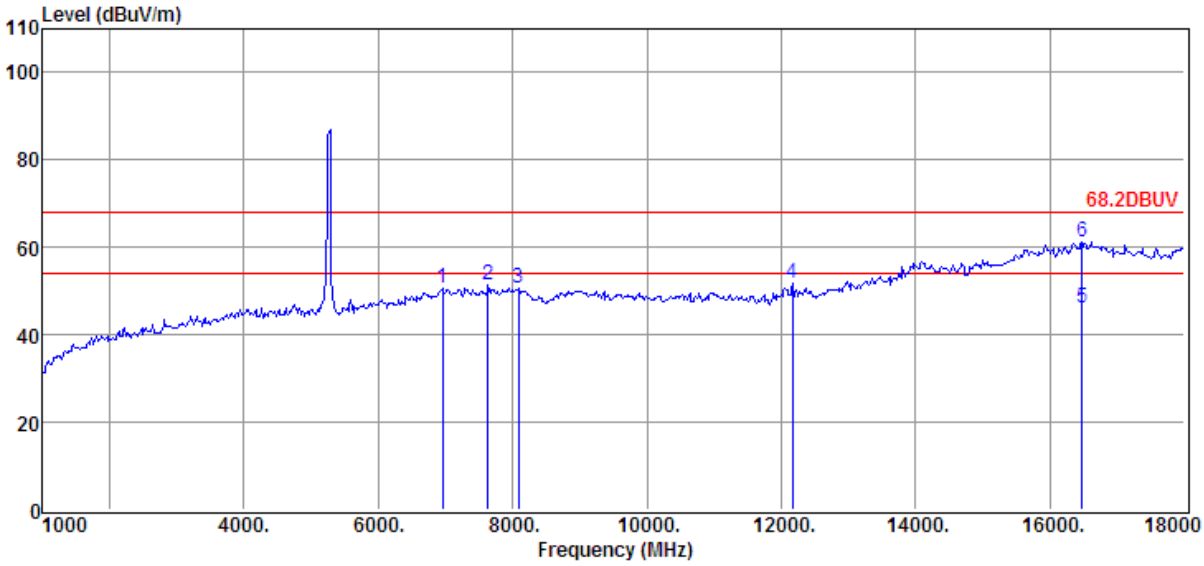


| Item (Mark) | Freq. (MHz) | Read Level (dBµV) | Antenna Factor (dB/m) | PRM Factor dB | Cable Loss dB | Result Level (dBµV/m) | Limit Line (dBµV/m) | Over Limit (dB) | Detector | Polarization |
|---|---|---|---|---|---|---|---|---|---|---|
| 1 | 6950.00 | 34.37 | 36.16 | 30.34 | 10.39 | 50.58 | 68.20 | -17.62 | Peak | VERTICAL |
| 2 | 7630.00 | 34.74 | 36.63 | 30.92 | 10.92 | 51.37 | 68.20 | -16.83 | Peak | VERTICAL |
| 3 | 8089.00 | 34.01 | 36.44 | 31.20 | 11.23 | 50.48 | 68.20 | -17.72 | Peak | VERTICAL |
| 4 | 12169.00 | 34.34 | 37.84 | 34.90 | 14.36 | 51.64 | 68.20 | -16.56 | Peak | VERTICAL |
| 5 | 16470.00 | 20.15 | 44.65 | 35.99 | 17.46 | 46.27 | 54.00 | -7.73 | Average | VERTICAL |
| 6 | 16470.00 | 35.15 | 44.65 | 35.99 | 17.46 | 61.27 | 68.20 | -6.93 | Peak | VERTICAL |

Note: 1. Result Level = Read Level + Antenna Factor + Cable loss - PRM Factor.
2. If Peak Result complies with AV limit, AV Result is deemed to comply with AV limit.
3. Test setup: RBW: 1 MHz, VBW: 3 MHz, Sweep time: auto.


*This report shall not be reproduced except in full, without the written approval of UL Verification Services (Guangzhou) Co., Ltd, Song Shan Lake Branch.*

**Power Supply** : 3.8Vdc

**Test Mode** : TX MODE 11ac 40 5270MHz

**Condition** : Temp:24.5'C,Humi:55%, Press:100.1kPa

**Antenna/Distance** : 2016 HF907/3m/VERTICAL

**Memo** :

Data: 51

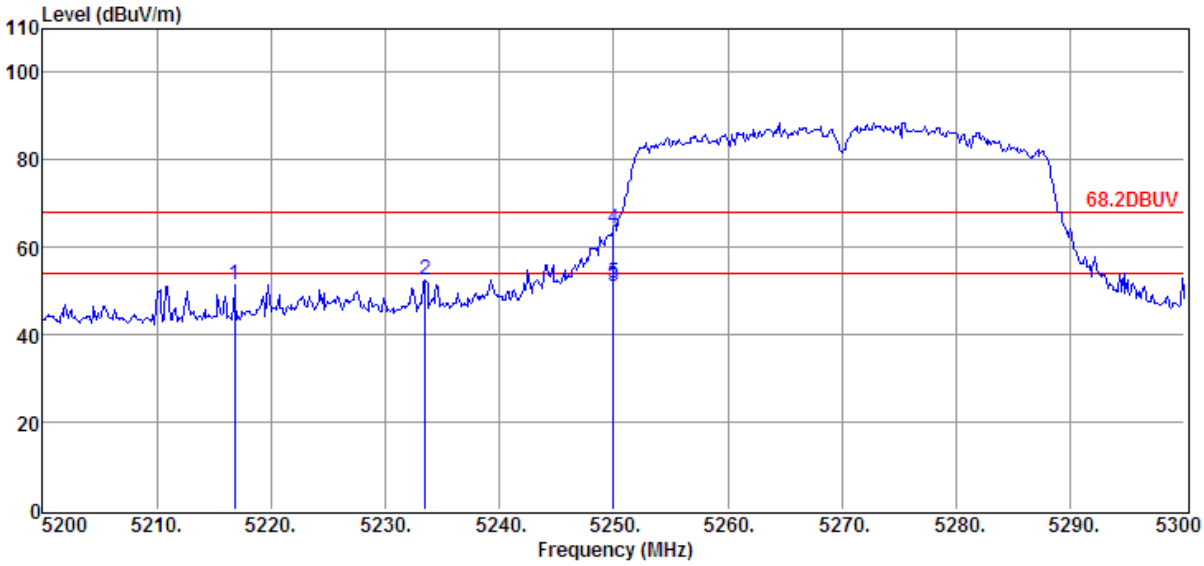


| Item (Mark) | Freq. (MHz) | Read Level (dBµV) | Antenna Factor (dB/m) | PRM Factor dB | Cable Loss dB | Result Level (dBµV/m) | Limit Line (dBµV/m) | Over Limit (dB) | Detector | Polarization |
|---|---|---|---|---|---|---|---|---|---|---|
| 1 | 5216.80 | 37.70 | 34.15 | 29.33 | 8.91 | 51.43 | 68.20 | -16.77 | Peak | VERTICAL |
| 2 | 5233.50 | 38.73 | 34.18 | 29.32 | 8.91 | 52.50 | 68.20 | -15.70 | Peak | VERTICAL |
| 3 | 5250.00 | 37.14 | 34.21 | 29.32 | 8.93 | 50.96 | 54.00 | -3.04 | Average | VERTICAL |
| 4 | 5250.00 | 50.50 | 34.21 | 29.32 | 8.93 | 64.32 | 68.20 | -3.88 | Peak | VERTICAL |
| 5 | 5250.00 | 38.14 | 34.21 | 29.32 | 8.93 | 51.96 | 68.20 | -16.24 | QP | VERTICAL |

Note: 1. Result Level = Read Level + Antenna Factor + Cable loss - PRM Factor.
2. If Peak Result complies with AV limit, AV Result is deemed to comply with AV limit.
3. Test setup: RBW: 1 MHz, VBW: 3 MHz, Sweep time: auto.


*This report shall not be reproduced except in full, without the written approval of UL Verification Services (Guangzhou) Co., Ltd, Song Shan Lake Branch.*

| | | | |
|---|---|---|---|
| **Power Supply** | : 3.8Vdc | **Test Mode** | : TX MODE 11ac 40 5270MHz |
| **Condition** | : Temp:24.5'C,Humi:55%, Press:100.1kPa | **Antenna/Distance** | : 2016 HF907/3m/HORIZONTAL |
| **Memo** | : | | |

Data: 52

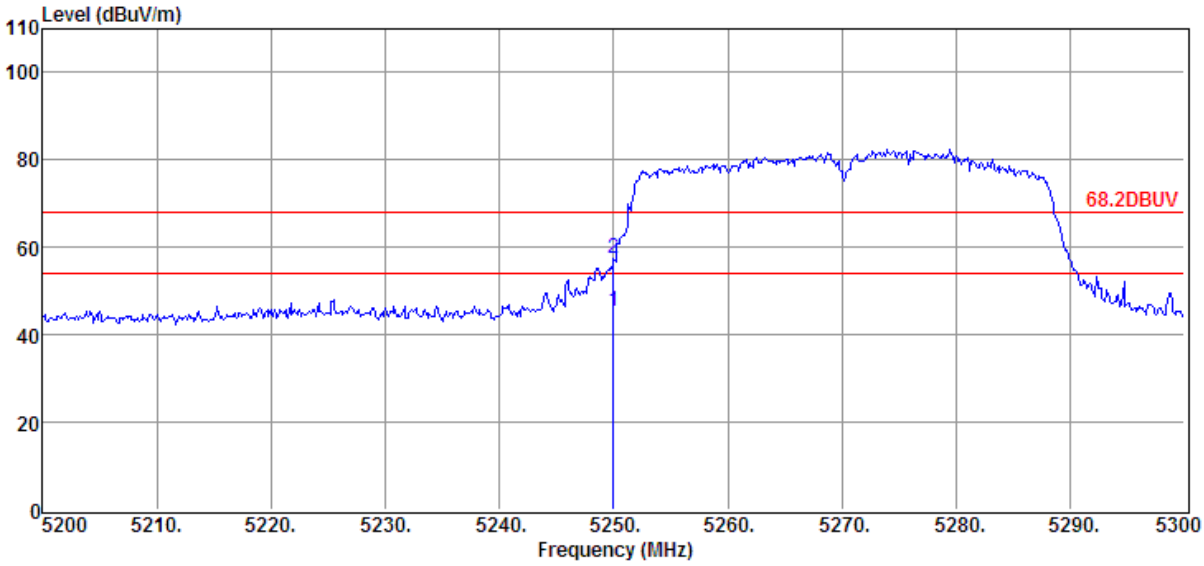


| Item (Mark) | Freq. (MHz) | Read Level (dBµV) | Antenna Factor (dB/m) | PRM Factor dB | Cable Loss dB | Result Level (dBµV/m) | Limit Line (dBµV/m) | Over Limit (dB) | Detector | Polarization |
|---|---|---|---|---|---|---|---|---|---|---|
| 1 | 5250.00 | 31.47 | 34.21 | 29.32 | 8.93 | 45.29 | 54.00 | -8.71 | Average | HORIZONTAL |
| 2 | 5250.00 | 43.53 | 34.21 | 29.32 | 8.93 | 57.35 | 68.20 | -10.85 | Peak | HORIZONTAL |

Note: 1. Result Level = Read Level + Antenna Factor + Cable loss - PRM Factor.
2. If Peak Result complies with AV limit, AV Result is deemed to comply with AV limit.
3. Test setup: RBW: 1 MHz, VBW: 3 MHz, Sweep time: auto.


*This report shall not be reproduced except in full, without the written approval of UL Verification Services (Guangzhou) Co., Ltd, Song Shan Lake Branch.*

**Power Supply** : 3.8Vdc

**Test Mode** : TX MODE 11ac 40 5310MHz

**Condition** : Temp:24.5'C,Humi:55%, Press:100.1kPa

**Antenna/Distance** : 2016 HF907/3m/HORIZONTAL

**Memo** :

Data: 53

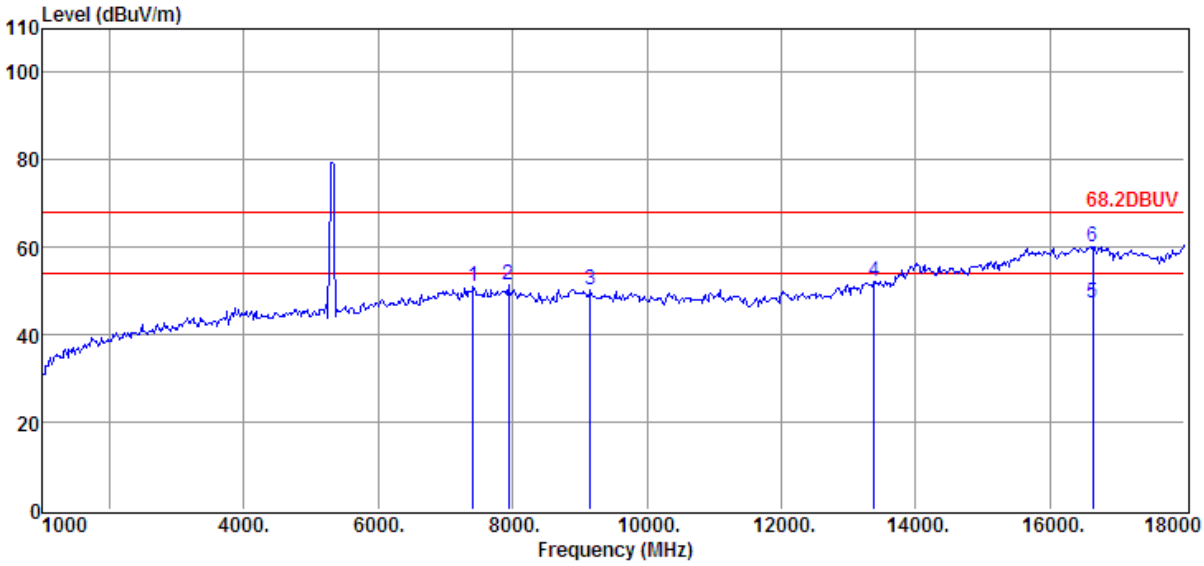


| Item (Mark) | Freq. (MHz) | Read Level (dBµV) | Antenna Factor (dB/m) | PRM Factor dB | Cable Loss dB | Result Level (dBµV/m) | Limit Line (dBµV/m) | Over Limit (dB) | Detector | Polarization |
|---|---|---|---|---|---|---|---|---|---|---|
| 1 | 7409.00 | 34.30 | 36.53 | 30.67 | 10.78 | 50.94 | 68.20 | -17.26 | Peak | HORIZONTAL |
| 2 | 7936.00 | 34.87 | 36.69 | 31.11 | 11.10 | 51.55 | 68.20 | -16.65 | Peak | HORIZONTAL |
| 3 | 9160.00 | 33.44 | 37.14 | 32.39 | 12.01 | 50.20 | 68.20 | -18.00 | Peak | HORIZONTAL |
| 4 | 13376.00 | 33.75 | 39.18 | 35.38 | 14.76 | 52.31 | 68.20 | -15.89 | Peak | HORIZONTAL |
| 5 | 16640.00 | 21.48 | 44.47 | 36.28 | 17.74 | 47.41 | 54.00 | -6.59 | Average | HORIZONTAL |
| 6 | 16640.00 | 34.23 | 44.47 | 36.28 | 17.74 | 60.16 | 68.20 | -8.04 | Peak | HORIZONTAL |

Note: 1. Result Level = Read Level + Antenna Factor + Cable loss - PRM Factor.
2. If Peak Result complies with AV limit, AV Result is deemed to comply with AV limit.
3. Test setup: RBW: 1 MHz, VBW: 3 MHz, Sweep time: auto.


*This report shall not be reproduced except in full, without the written approval of UL Verification Services (Guangzhou) Co., Ltd, Song Shan Lake Branch.*

**Power Supply** : 3.8Vdc

**Test Mode** : TX MODE 11ac 40 5310MHz

**Condition** : Temp:24.5'C,Humi:55%, Press:100.1kPa

**Antenna/Distance** : 2016 HF907/3m/VERTICAL

**Memo** :

Data: 54

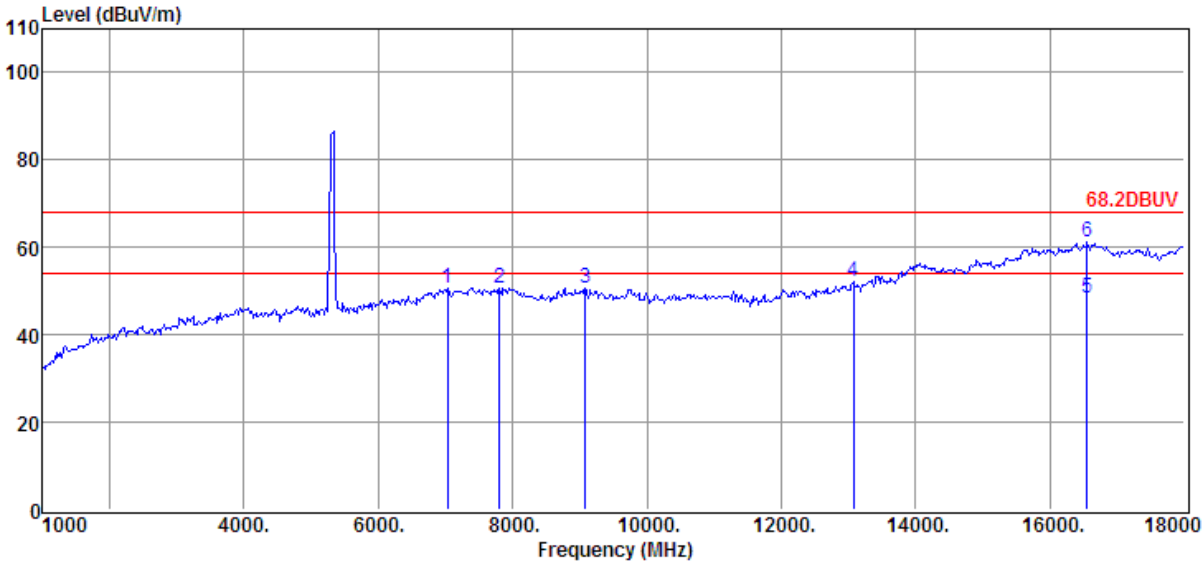


| Item (Mark) | Freq. (MHz) | Read Level (dBµV) | Antenna Factor (dB/m) | PRM Factor dB | Cable Loss dB | Result Level (dBµV/m) | Limit Line (dBµV/m) | Over Limit (dB) | Detector | Polarization |
|---|---|---|---|---|---|---|---|---|---|---|
| 1 | 7035.00 | 34.20 | 36.23 | 30.40 | 10.47 | 50.50 | 68.20 | -17.70 | Peak | VERTICAL |
| 2 | 7800.00 | 34.01 | 36.66 | 31.04 | 11.02 | 50.65 | 68.20 | -17.55 | Peak | VERTICAL |
| 3 | 9075.00 | 33.90 | 37.33 | 32.35 | 11.89 | 50.77 | 68.20 | -17.43 | Peak | VERTICAL |
| 4 | 13070.00 | 34.19 | 38.87 | 35.64 | 14.68 | 52.10 | 68.20 | -16.10 | Peak | VERTICAL |
| 5 | 16555.00 | 22.14 | 44.61 | 36.14 | 17.61 | 48.22 | 54.00 | -5.78 | Average | VERTICAL |
| 6 | 16555.00 | 35.24 | 44.61 | 36.14 | 17.61 | 61.32 | 68.20 | -6.88 | Peak | VERTICAL |

Note: 1. Result Level = Read Level + Antenna Factor + Cable loss - PRM Factor.
2. If Peak Result complies with AV limit, AV Result is deemed to comply with AV limit.
3. Test setup: RBW: 1 MHz, VBW: 3 MHz, Sweep time: auto.


*This report shall not be reproduced except in full, without the written approval of UL Verification Services (Guangzhou) Co., Ltd, Song Shan Lake Branch.*

**Power Supply** : 3.8Vdc

**Test Mode** : TX MODE 11ac 40 5310MHz

**Condition** : Temp:24.5'C,Humi:55%, Press:100.1kPa

**Antenna/Distance** : 2016 HF907/3m/VERTICAL

**Memo** :

Data: 55

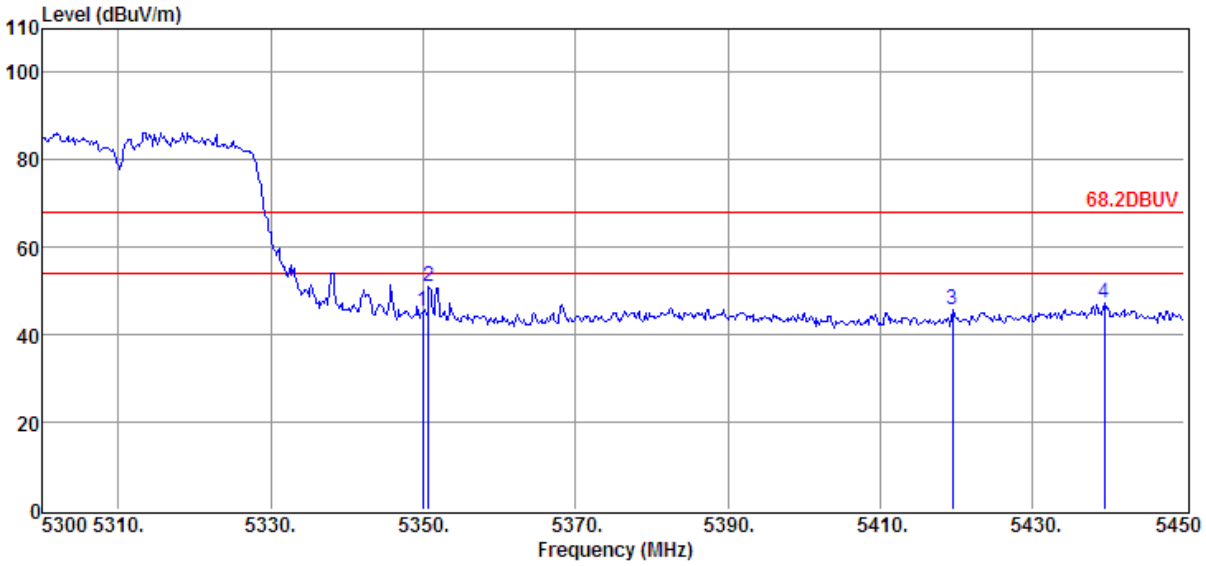


| Item (Mark) | Freq. (MHz) | Read Level (dBµV) | Antenna Factor (dB/m) | PRM Factor dB | Cable Loss dB | Result Level (dBµV/m) | Limit Line (dBµV/m) | Over Limit (dB) | Detector | Polarization |
|---|---|---|---|---|---|---|---|---|---|---|
| 1 | 5350.00 | 31.13 | 34.41 | 29.30 | 9.03 | 45.27 | 68.20 | -22.93 | Peak | VERTICAL |
| 2 | 5350.70 | 36.72 | 34.41 | 29.30 | 9.03 | 50.86 | 68.20 | -17.34 | Peak | VERTICAL |
| 3 | 5419.55 | 31.39 | 34.55 | 29.28 | 9.11 | 45.77 | 68.20 | -22.43 | Peak | VERTICAL |
| 4 | 5439.50 | 32.63 | 34.58 | 29.28 | 9.14 | 47.07 | 68.20 | -21.13 | Peak | VERTICAL |

Note: 1. Result Level = Read Level + Antenna Factor + Cable loss - PRM Factor.
2. If Peak Result complies with AV limit, AV Result is deemed to comply with AV limit.
3. Test setup: RBW: 1 MHz, VBW: 3 MHz, Sweep time: auto.


*This report shall not be reproduced except in full, without the written approval of UL Verification Services (Guangzhou) Co., Ltd, Song Shan Lake Branch.*

**Power Supply** : 3.8Vdc

**Test Mode** : TX MODE 11ac 40 5310MHz

**Condition** : Temp:24.5'C,Humi:55%, Press:100.1kPa

**Antenna/Distance** : 2016 HF907/3m/HORIZONTAL

**Memo** :

Data: 56

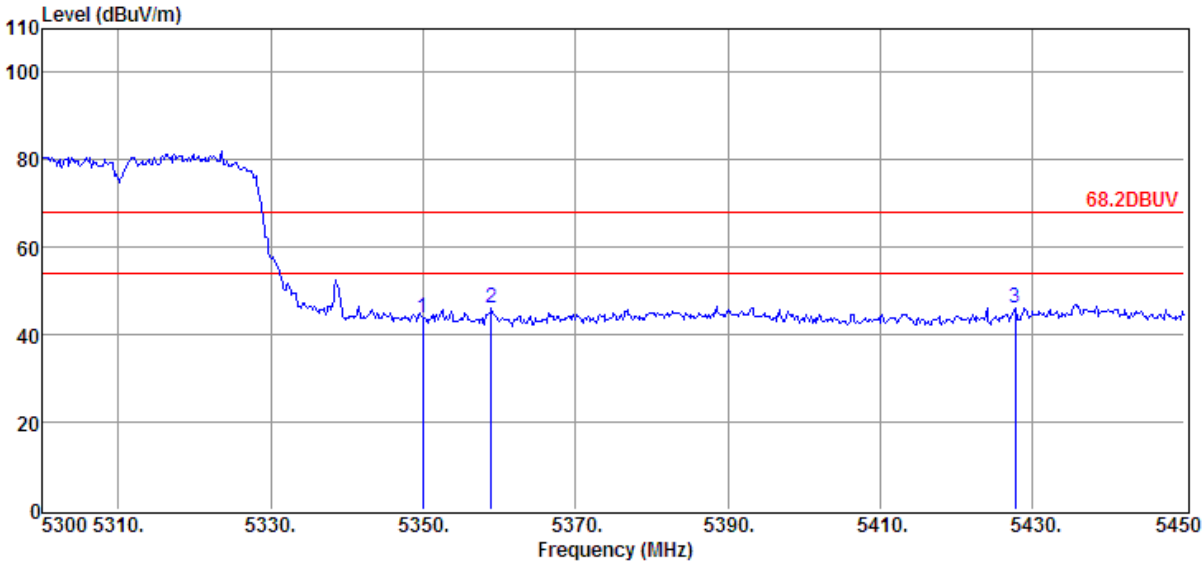


| Item (Mark) | Freq. (MHz) | Read Level (dBµV) | Antenna Factor (dB/m) | PRM Factor dB | Cable Loss dB | Result Level (dBµV/m) | Limit Line (dBµV/m) | Over Limit (dB) | Detector | Polarization |
|---|---|---|---|---|---|---|---|---|---|---|
| 1 | 5350.00 | 29.61 | 34.41 | 29.30 | 9.03 | 43.75 | 68.20 | -24.45 | Peak | HORIZONTAL |
| 2 | 5358.95 | 32.08 | 34.43 | 29.30 | 9.03 | 46.24 | 68.20 | -21.96 | Peak | HORIZONTAL |
| 3 | 5427.80 | 31.67 | 34.56 | 29.28 | 9.11 | 46.06 | 68.20 | -22.14 | Peak | HORIZONTAL |

Note: 1. Result Level = Read Level + Antenna Factor + Cable loss - PRM Factor.
2. If Peak Result complies with AV limit, AV Result is deemed to comply with AV limit.
3. Test setup: RBW: 1 MHz, VBW: 3 MHz, Sweep time: auto.


*This report shall not be reproduced except in full, without the written approval of UL Verification Services (Guangzhou) Co., Ltd, Song Shan Lake Branch.*

**Power Supply** : 3.8Vdc

**Test Mode** : TX MODE 11ac 40 5510MHz

**Condition** : Temp:24.5'C,Humi:55%, Press:100.1kPa

**Antenna/Distance** : 2016 HF907/3m/HORIZONTAL

**Memo** :

Data: 57

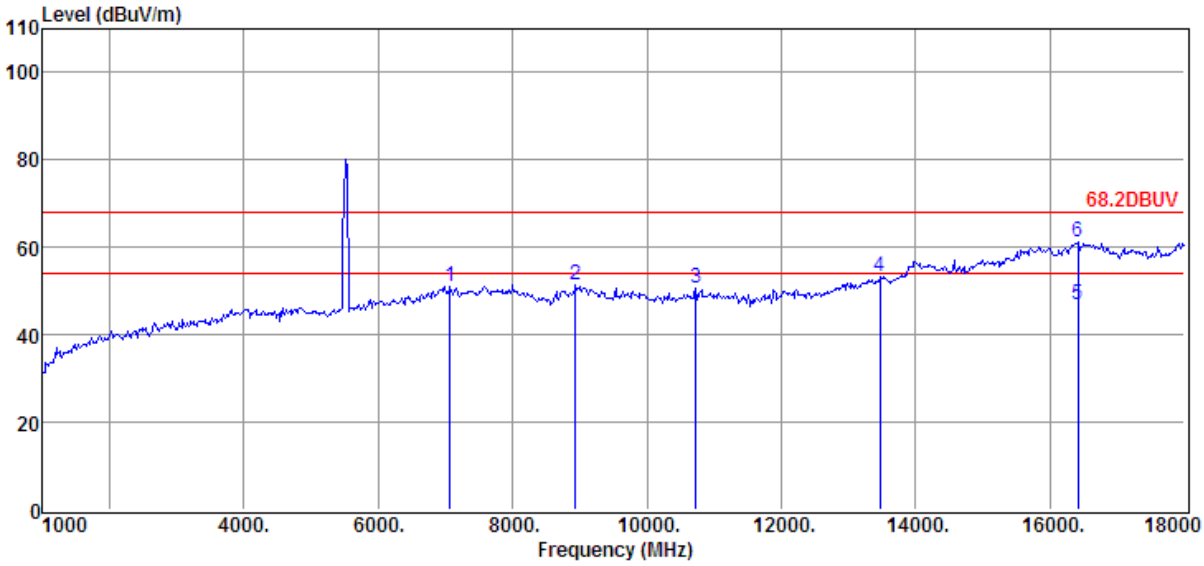


| Item (Mark) | Freq. (MHz) | Read Level (dBµV) | Antenna Factor (dB/m) | PRM Factor dB | Cable Loss dB | Result Level (dBµV/m) | Limit Line (dBµV/m) | Over Limit (dB) | Detector | Polarization |
|---|---|---|---|---|---|---|---|---|---|---|
| 1 | 7069.00 | 34.71 | 36.26 | 30.42 | 10.50 | 51.05 | 68.20 | -17.15 | Peak | HORIZONTAL |
| 2 | 8939.00 | 34.66 | 37.24 | 32.26 | 11.79 | 51.43 | 68.20 | -16.77 | Peak | HORIZONTAL |
| 3 | 10724.00 | 33.95 | 37.04 | 33.51 | 13.05 | 50.53 | 68.20 | -17.67 | Peak | HORIZONTAL |
| 4 | 13461.00 | 34.61 | 39.26 | 35.22 | 14.79 | 53.44 | 68.20 | -14.76 | Peak | HORIZONTAL |
| 5 | 16419.00 | 20.78 | 44.57 | 35.92 | 17.43 | 46.86 | 54.00 | -7.14 | Average | HORIZONTAL |
| 6 | 16419.00 | 34.98 | 44.57 | 35.92 | 17.43 | 61.06 | 68.20 | -7.14 | Peak | HORIZONTAL |

Note: 1. Result Level = Read Level + Antenna Factor + Cable loss - PRM Factor.
2. If Peak Result complies with AV limit, AV Result is deemed to comply with AV limit.
3. Test setup: RBW: 1 MHz, VBW: 3 MHz, Sweep time: auto.


*This report shall not be reproduced except in full, without the written approval of UL Verification Services (Guangzhou) Co., Ltd, Song Shan Lake Branch.*

**Power Supply** : 3.8Vdc

**Test Mode** : TX MODE 11ac 40 5510MHz

**Condition** : Temp:24.5'C,Humi:55%, Press:100.1kPa

**Antenna/Distance** : 2016 HF907/3m/VERTICAL

**Memo** :

Data: 58

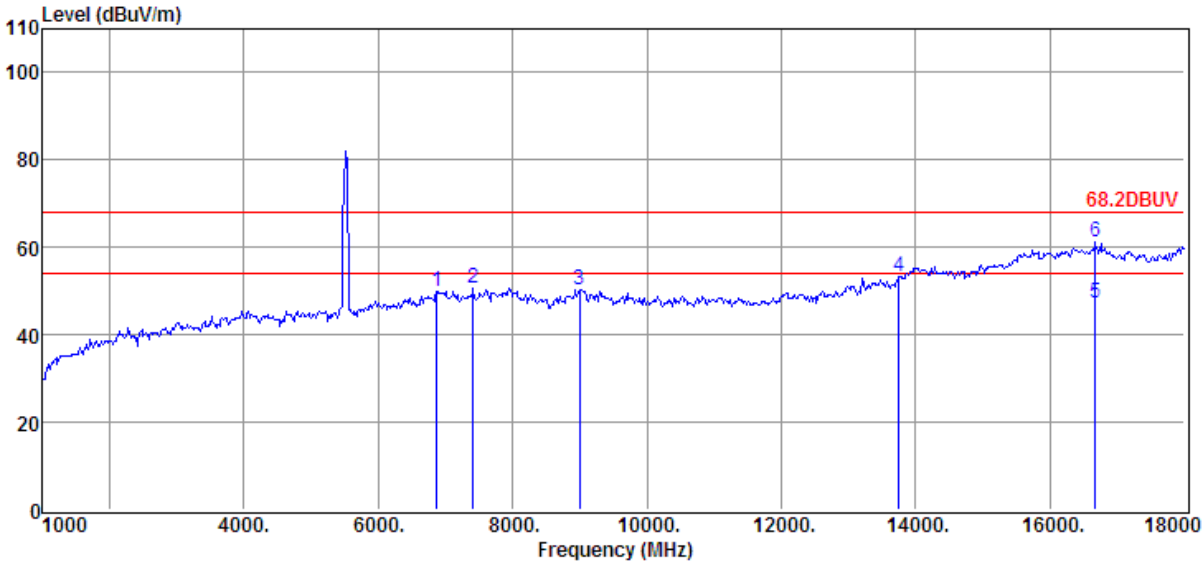


| Item (Mark) | Freq. (MHz) | Read Level (dBµV) | Antenna Factor (dB/m) | PRM Factor dB | Cable Loss dB | Result Level (dBµV/m) | Limit Line (dBµV/m) | Over Limit (dB) | Detector | Polarization |
|---|---|---|---|---|---|---|---|---|---|---|
| 1 | 6865.00 | 33.92 | 36.09 | 30.28 | 10.31 | 50.04 | 68.20 | -18.16 | Peak | VERTICAL |
| 2 | 7409.00 | 33.85 | 36.53 | 30.67 | 10.78 | 50.49 | 68.20 | -17.71 | Peak | VERTICAL |
| 3 | 8990.00 | 33.50 | 37.46 | 32.32 | 11.81 | 50.45 | 68.20 | -17.75 | Peak | VERTICAL |
| 4 | 13750.00 | 33.83 | 39.55 | 34.95 | 14.89 | 53.32 | 68.20 | -14.88 | Peak | VERTICAL |
| 5 | 16674.00 | 21.42 | 44.42 | 36.28 | 17.84 | 47.40 | 54.00 | -6.60 | Average | VERTICAL |
| 6 | 16674.00 | 35.30 | 44.42 | 36.28 | 17.84 | 61.28 | 68.20 | -6.92 | Peak | VERTICAL |

Note: 1. Result Level = Read Level + Antenna Factor + Cable loss - PRM Factor.
2. If Peak Result complies with AV limit, AV Result is deemed to comply with AV limit.
3. Test setup: RBW: 1 MHz, VBW: 3 MHz, Sweep time: auto.


*This report shall not be reproduced except in full, without the written approval of UL Verification Services (Guangzhou) Co., Ltd, Song Shan Lake Branch.*

**Power Supply** : 3.8Vdc

**Test Mode** : TX MODE 11ac 40 5510MHz

**Condition** : Temp:24.5'C,Humi:55%, Press:100.1kPa

**Antenna/Distance** : 2016 HF907/3m/VERTICAL

**Memo** :

Data: 59

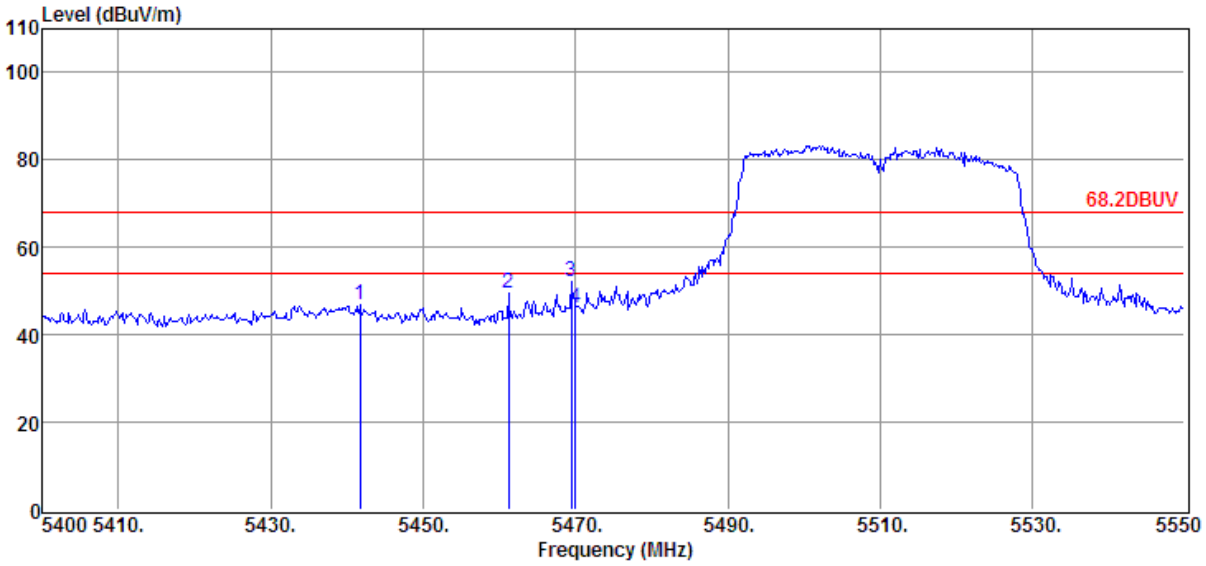


| Item (Mark) | Freq. (MHz) | Read Level (dBµV) | Antenna Factor (dB/m) | PRM Factor dB | Cable Loss dB | Result Level (dBµV/m) | Limit Line (dBµV/m) | Over Limit (dB) | Detector | Polarization |
|---|---|---|---|---|---|---|---|---|---|---|
| 1 | 5441.70 | 32.46 | 34.59 | 29.28 | 9.14 | 46.91 | 68.20 | -21.29 | Peak | VERTICAL |
| 2 | 5461.20 | 34.97 | 34.63 | 29.28 | 9.16 | 49.48 | 68.20 | -18.72 | Peak | VERTICAL |
| 3 | 5469.45 | 37.55 | 34.64 | 29.27 | 9.16 | 52.08 | 68.20 | -16.12 | Peak | VERTICAL |
| 4 | 5470.05 | 31.41 | 34.64 | 29.27 | 9.16 | 45.94 | 68.20 | -22.26 | Peak | VERTICAL |

Note: 1. Result Level = Read Level + Antenna Factor + Cable loss - PRM Factor.
2. If Peak Result complies with AV limit, AV Result is deemed to comply with AV limit.
3. Test setup: RBW: 1 MHz, VBW: 3 MHz, Sweep time: auto.


*This report shall not be reproduced except in full, without the written approval of UL Verification Services (Guangzhou) Co., Ltd, Song Shan Lake Branch.*

**Power Supply** : 3.8Vdc

**Test Mode** : TX MODE 11ac 40 5510MHz

**Condition** : Temp:24.5'C,Humi:55%, Press:100.1kPa

**Antenna/Distance** : 2016 HF907/3m/HORIZONTAL

**Memo** :

Data: 60

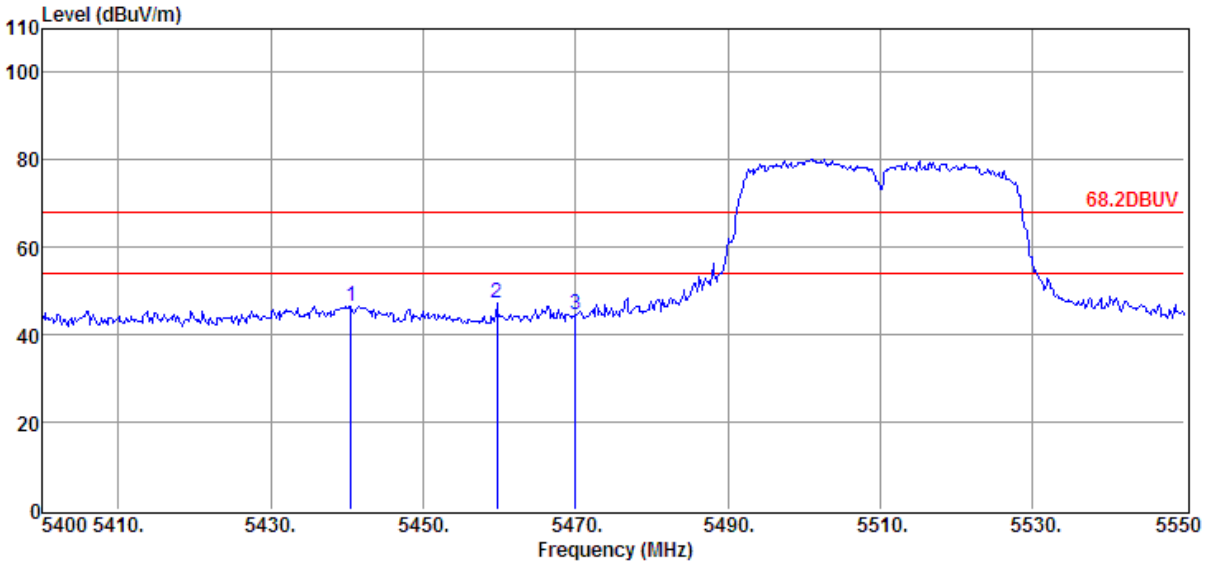


| Item (Mark) | Freq. (MHz) | Read Level (dBµV) | Antenna Factor (dB/m) | PRM Factor dB | Cable Loss dB | Result Level (dBµV/m) | Limit Line (dBµV/m) | Over Limit (dB) | Detector | Polarization |
|---|---|---|---|---|---|---|---|---|---|---|
| 1 | 5440.50 | 32.19 | 34.59 | 29.28 | 9.14 | 46.64 | 68.20 | -21.56 | Peak | HORIZONTAL |
| 2 | 5459.70 | 32.60 | 34.62 | 29.28 | 9.14 | 47.08 | 68.20 | -21.12 | Peak | HORIZONTAL |
| 3 | 5470.05 | 30.16 | 34.64 | 29.27 | 9.16 | 44.69 | 68.20 | -23.51 | Peak | HORIZONTAL |

Note: 1. Result Level = Read Level + Antenna Factor + Cable loss - PRM Factor.
2. If Peak Result complies with AV limit, AV Result is deemed to comply with AV limit.
3. Test setup: RBW: 1 MHz, VBW: 3 MHz, Sweep time: auto.


*This report shall not be reproduced except in full, without the written approval of UL Verification Services (Guangzhou) Co., Ltd, Song Shan Lake Branch.*

**Power Supply** : 3.8Vdc

**Test Mode** : TX MODE 11ac 40 5550MHz

**Condition** : Temp:24.5'C,Humi:55%, Press:100.1kPa

**Antenna/Distance** : 2016 HF907/3m/HORIZONTAL

**Memo** :

Data: 61

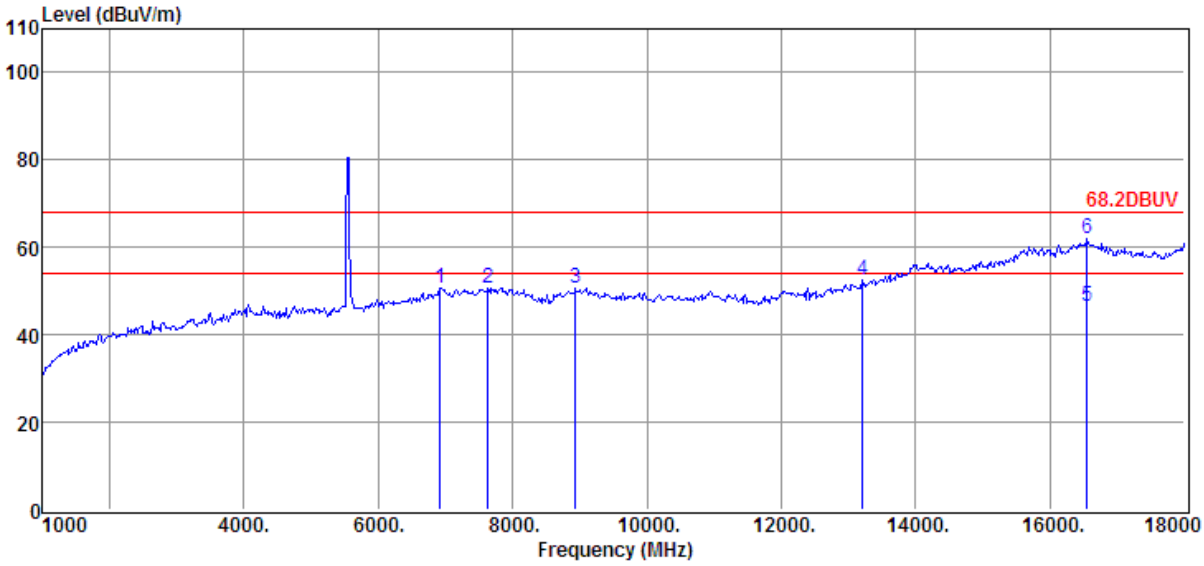


| Item (Mark) | Freq. (MHz) | Read Level (dBµV) | Antenna Factor (dB/m) | PRM Factor dB | Cable Loss dB | Result Level (dBµV/m) | Limit Line (dBµV/m) | Over Limit (dB) | Detector | Polarization |
|---|---|---|---|---|---|---|---|---|---|---|
| 1 | 6916.00 | 34.51 | 36.13 | 30.33 | 10.37 | 50.68 | 68.20 | -17.52 | Peak | HORIZONTAL |
| 2 | 7630.00 | 34.21 | 36.63 | 30.92 | 10.92 | 50.84 | 68.20 | -17.36 | Peak | HORIZONTAL |
| 3 | 8939.00 | 33.81 | 37.24 | 32.26 | 11.79 | 50.58 | 68.20 | -17.62 | Peak | HORIZONTAL |
| 4 | 13206.00 | 34.52 | 39.01 | 35.54 | 14.73 | 52.72 | 68.20 | -15.48 | Peak | HORIZONTAL |
| 5 | 16555.00 | 20.47 | 44.61 | 36.14 | 17.61 | 46.55 | 54.00 | -7.45 | Average | HORIZONTAL |
| 6 | 16555.00 | 35.91 | 44.61 | 36.14 | 17.61 | 61.99 | 68.20 | -6.21 | Peak | HORIZONTAL |

Note: 1. Result Level = Read Level + Antenna Factor + Cable loss - PRM Factor.
2. If Peak Result complies with AV limit, AV Result is deemed to comply with AV limit.
3. Test setup: RBW: 1 MHz, VBW: 3 MHz, Sweep time: auto.


*This report shall not be reproduced except in full, without the written approval of UL Verification Services (Guangzhou) Co., Ltd, Song Shan Lake Branch.*

**Power Supply** : 3.8Vdc

**Test Mode** : TX MODE 11ac 40 5550MHz

**Condition** : Temp:24.5'C,Humi:55%, Press:100.1kPa

**Antenna/Distance** : 2016 HF907/3m/VERTICAL

**Memo** :

Data: 62

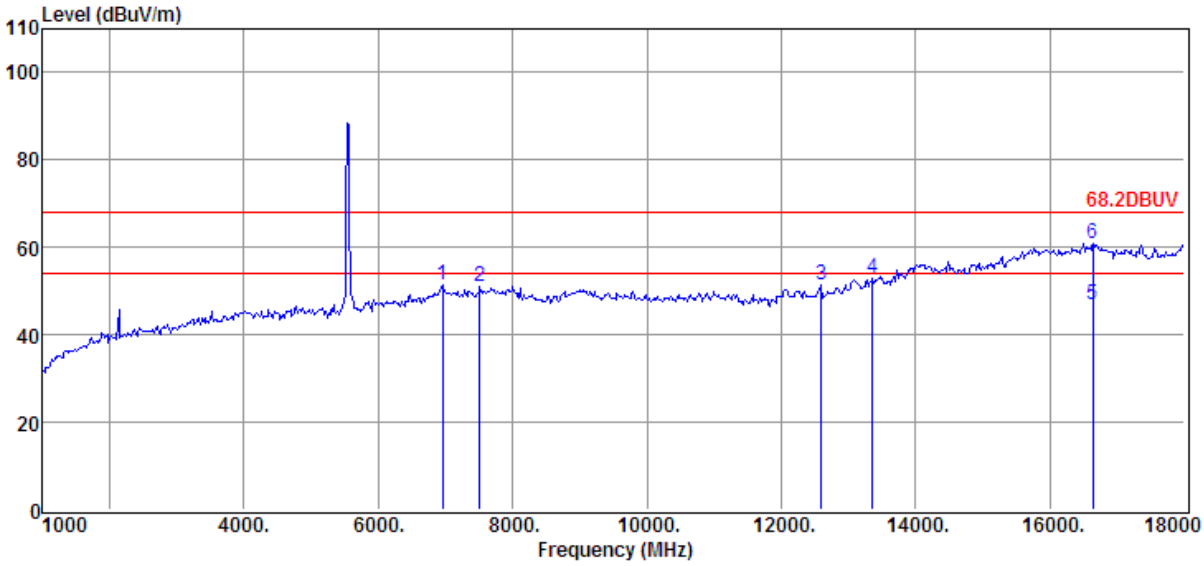


| Item (Mark) | Freq. (MHz) | Read Level (dBµV) | Antenna Factor (dB/m) | PRM Factor dB | Cable Loss dB | Result Level (dBµV/m) | Limit Line (dBµV/m) | Over Limit (dB) | Detector | Polarization |
|---|---|---|---|---|---|---|---|---|---|---|
| 1 | 6950.00 | 35.22 | 36.16 | 30.34 | 10.39 | 51.43 | 68.20 | -16.77 | Peak | VERTICAL |
| 2 | 7511.00 | 34.33 | 36.60 | 30.78 | 10.87 | 51.02 | 68.20 | -17.18 | Peak | VERTICAL |
| 3 | 12594.00 | 33.65 | 38.40 | 35.36 | 14.65 | 51.34 | 68.20 | -16.86 | Peak | VERTICAL |
| 4 | 13359.00 | 34.36 | 39.16 | 35.42 | 14.76 | 52.86 | 68.20 | -15.34 | Peak | VERTICAL |
| 5 | 16640.00 | 21.08 | 44.47 | 36.28 | 17.74 | 47.01 | 54.00 | -6.99 | Average | VERTICAL |
| 6 | 16640.00 | 34.98 | 44.47 | 36.28 | 17.74 | 60.91 | 68.20 | -7.29 | Peak | VERTICAL |

Note: 1. Result Level = Read Level + Antenna Factor + Cable loss - PRM Factor.
2. If Peak Result complies with AV limit, AV Result is deemed to comply with AV limit.
3. Test setup: RBW: 1 MHz, VBW: 3 MHz, Sweep time: auto.


*This report shall not be reproduced except in full, without the written approval of UL Verification Services (Guangzhou) Co., Ltd, Song Shan Lake Branch.*

**Power Supply** : 3.8Vdc

**Test Mode** : TX MODE 11ac 40 5670MHz

**Condition** : Temp:24.5'C,Humi:55%, Press:100.1kPa

**Antenna/Distance** : 2016 HF907/3m/VERTICAL

**Memo** :

Data: 63

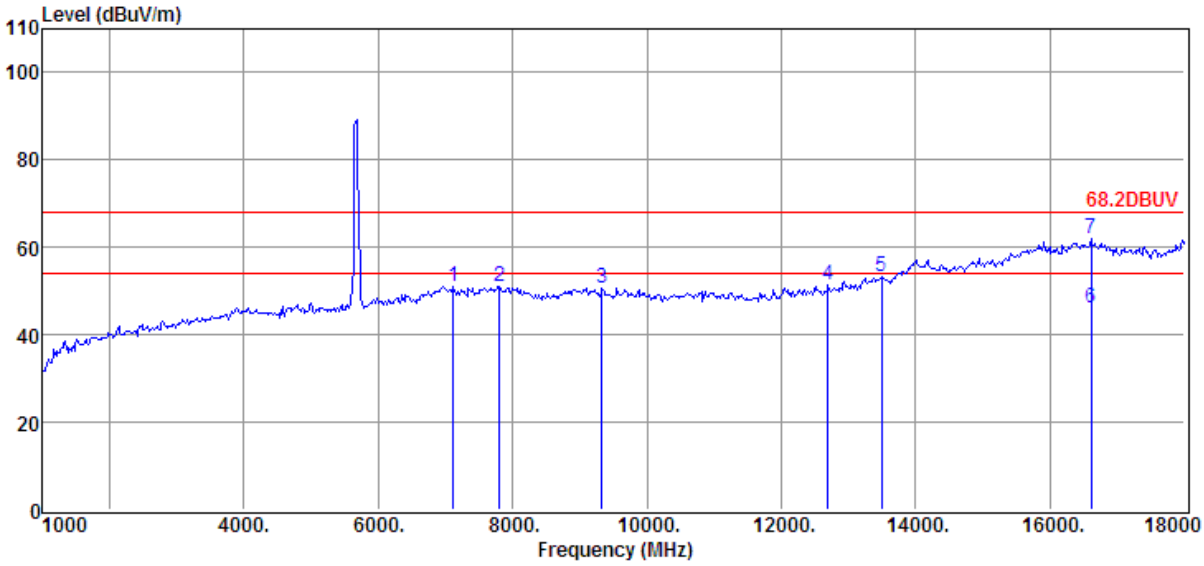


| Item (Mark) | Freq. (MHz) | Read Level (dBµV) | Antenna Factor (dB/m) | PRM Factor dB | Cable Loss dB | Result Level (dBµV/m) | Limit Line (dBµV/m) | Over Limit (dB) | Detector | Polarization |
|---|---|---|---|---|---|---|---|---|---|---|
| 1 | 7120.00 | 34.56 | 36.30 | 30.44 | 10.55 | 50.97 | 68.20 | -17.23 | Peak | VERTICAL |
| 2 | 7800.00 | 34.55 | 36.66 | 31.04 | 11.02 | 51.19 | 68.20 | -17.01 | Peak | VERTICAL |
| 3 | 9330.00 | 34.27 | 36.77 | 32.50 | 12.16 | 50.70 | 68.20 | -17.50 | Peak | VERTICAL |
| 4 | 12696.00 | 33.76 | 38.50 | 35.48 | 14.65 | 51.43 | 68.20 | -16.77 | Peak | VERTICAL |
| 5 | 13495.00 | 34.28 | 39.30 | 35.22 | 14.80 | 53.16 | 68.20 | -15.04 | Peak | VERTICAL |
| 6 | 16606.00 | 20.14 | 44.53 | 36.21 | 17.71 | 46.17 | 54.00 | -7.83 | Average | VERTICAL |
| 7 | 16606.00 | 35.95 | 44.53 | 36.21 | 17.71 | 61.98 | 68.20 | -6.22 | Peak | VERTICAL |

Note: 1. Result Level = Read Level + Antenna Factor + Cable loss - PRM Factor.
2. If Peak Result complies with AV limit, AV Result is deemed to comply with AV limit.
3. Test setup: RBW: 1 MHz, VBW: 3 MHz, Sweep time: auto.


*This report shall not be reproduced except in full, without the written approval of UL Verification Services (Guangzhou) Co., Ltd, Song Shan Lake Branch.*

**Power Supply** : 3.8Vdc

**Test Mode** : TX MODE 11ac 40 5670MHz

**Condition** : Temp:24.5'C,Humi:55%, Press:100.1kPa

**Antenna/Distance** : 2016 HF907/3m/HORIZONTAL

**Memo** :

Data: 64

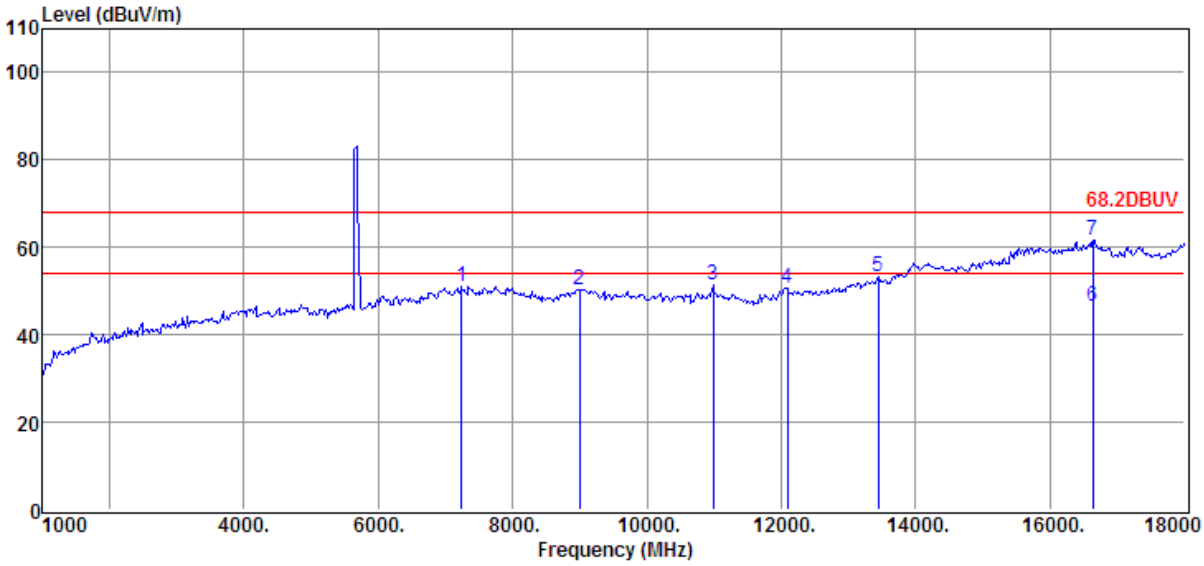


| Item (Mark) | Freq. (MHz) | Read Level (dBµV) | Antenna Factor (dB/m) | PRM Factor dB | Cable Loss dB | Result Level (dBµV/m) | Limit Line (dBµV/m) | Over Limit (dB) | Detector | Polarization |
|---|---|---|---|---|---|---|---|---|---|---|
| 1 | 7239.00 | 34.38 | 36.39 | 30.52 | 10.65 | 50.90 | 68.20 | -17.30 | Peak | HORIZONTAL |
| 2 | 8990.00 | 33.45 | 37.46 | 32.32 | 11.81 | 50.40 | 68.20 | -17.80 | Peak | HORIZONTAL |
| 3 | 10979.00 | 34.09 | 37.74 | 33.92 | 13.45 | 51.36 | 68.20 | -16.84 | Peak | HORIZONTAL |
| 4 | 12084.00 | 33.37 | 37.72 | 34.85 | 14.30 | 50.54 | 68.20 | -17.66 | Peak | HORIZONTAL |
| 5 | 13444.00 | 34.47 | 39.24 | 35.28 | 14.78 | 53.21 | 68.20 | -14.99 | Peak | HORIZONTAL |
| 6 | 16640.00 | 20.48 | 44.47 | 36.28 | 17.74 | 46.41 | 54.00 | -7.59 | Average | HORIZONTAL |
| 7 | 16640.00 | 35.75 | 44.47 | 36.28 | 17.74 | 61.68 | 68.20 | -6.52 | Peak | HORIZONTAL |

Note: 1. Result Level = Read Level + Antenna Factor + Cable loss - PRM Factor.
2. If Peak Result complies with AV limit, AV Result is deemed to comply with AV limit.
3. Test setup: RBW: 1 MHz, VBW: 3 MHz, Sweep time: auto.


*This report shall not be reproduced except in full, without the written approval of UL Verification Services (Guangzhou) Co., Ltd, Song Shan Lake Branch.*

**Power Supply** : 3.8Vdc

**Test Mode** : TX MODE 11ac 40 5670MHz

**Condition** : Temp:24.5'C,Humi:55%, Press:100.1kPa

**Antenna/Distance** : 2016 HF907/3m/HORIZONTAL

**Memo** :

Data: 65

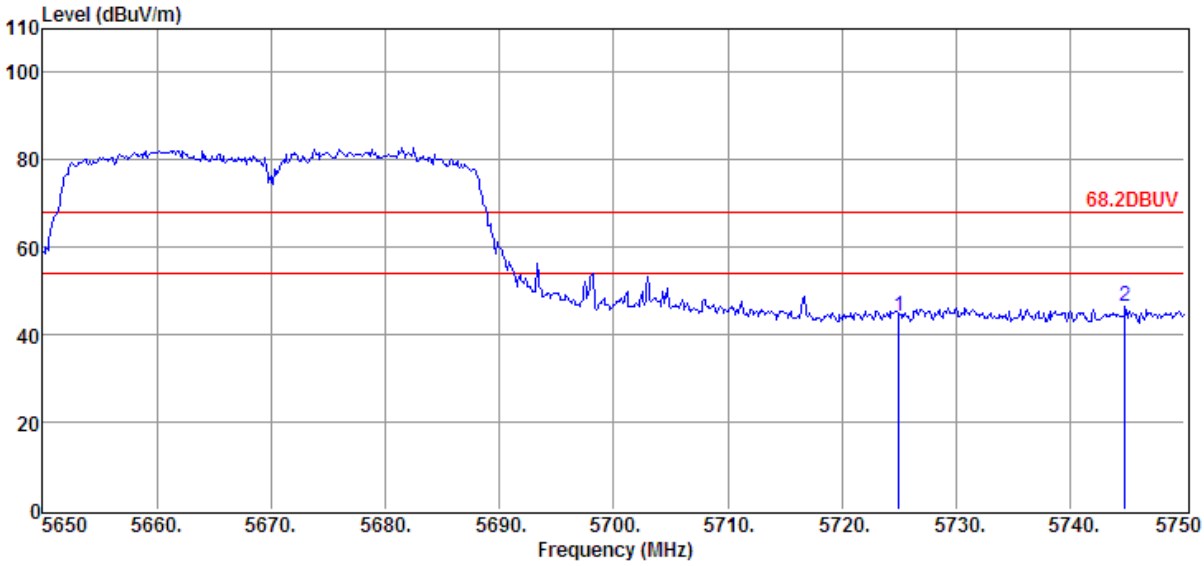


| Item (Mark) | Freq. (MHz) | Read Level (dBµV) | Antenna Factor (dB/m) | PRM Factor dB | Cable Loss dB | Result Level (dBµV/m) | Limit Line (dBµV/m) | Over Limit (dB) | Detector | Polarization |
|---|---|---|---|---|---|---|---|---|---|---|
| 1 | 5725.00 | 29.28 | 34.84 | 29.22 | 9.41 | 44.31 | 68.20 | -23.89 | Peak | HORIZONTAL |
| 2 | 5744.80 | 31.45 | 34.85 | 29.21 | 9.43 | 46.52 | 68.20 | -21.68 | Peak | HORIZONTAL |

Note: 1. Result Level = Read Level + Antenna Factor + Cable loss - PRM Factor.
2. If Peak Result complies with AV limit, AV Result is deemed to comply with AV limit.
3. Test setup: RBW: 1 MHz, VBW: 3 MHz, Sweep time: auto.


*This report shall not be reproduced except in full, without the written approval of UL Verification Services (Guangzhou) Co., Ltd, Song Shan Lake Branch.*

**Power Supply** : 3.8Vdc

**Test Mode** : TX MODE 11ac 40 5670MHz

**Condition** : Temp:24.5'C,Humi:55%, Press:100.1kPa

**Antenna/Distance** : 2016 HF907/3m/VERTICAL

**Memo** :

Data: 66

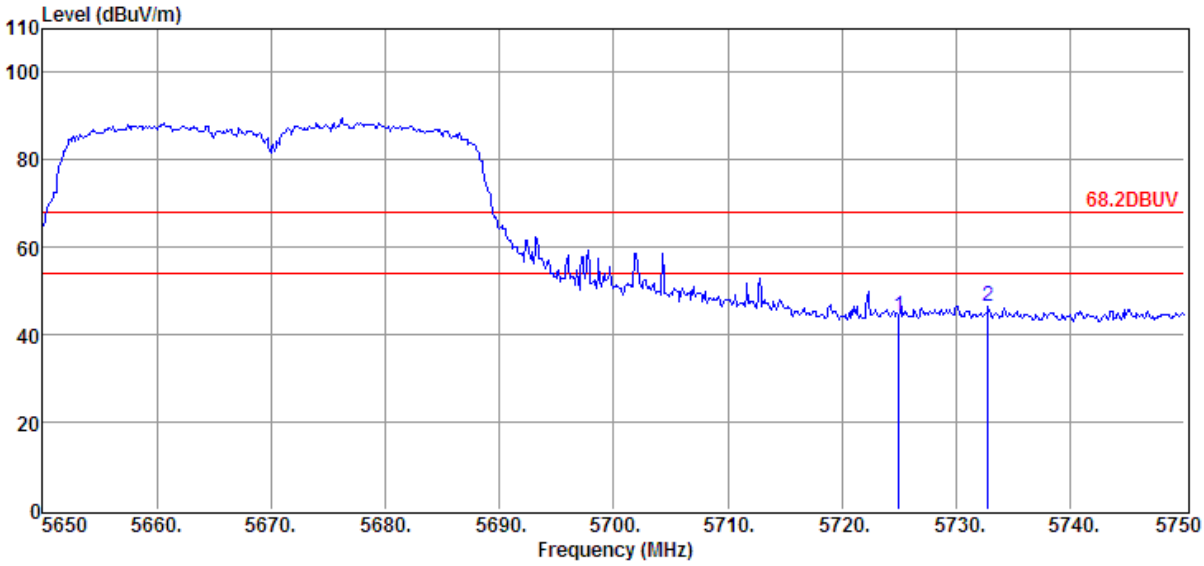


| Item (Mark) | Freq. (MHz) | Read Level (dBµV) | Antenna Factor (dB/m) | PRM Factor dB | Cable Loss dB | Result Level (dBµV/m) | Limit Line (dBµV/m) | Over Limit (dB) | Detector | Polarization |
|---|---|---|---|---|---|---|---|---|---|---|
| 1 | 5725.00 | 29.36 | 34.84 | 29.22 | 9.41 | 44.39 | 68.20 | -23.81 | Peak | VERTICAL |
| 2 | 5732.80 | 31.59 | 34.84 | 29.22 | 9.41 | 46.62 | 68.20 | -21.58 | Peak | VERTICAL |

Note: 1. Result Level = Read Level + Antenna Factor + Cable loss - PRM Factor.
2. If Peak Result complies with AV limit, AV Result is deemed to comply with AV limit.
3. Test setup: RBW: 1 MHz, VBW: 3 MHz, Sweep time: auto.


*This report shall not be reproduced except in full, without the written approval of UL Verification Services (Guangzhou) Co., Ltd, Song Shan Lake Branch.*

**Power Supply** : 3.8Vdc

**Test Mode** : TX MODE 11ac 40 5755MHz

**Condition** : Temp:24.5'C,Humi:55%, Press:100.1kPa

**Antenna/Distance** : 2016 HF907/3m/VERTICAL

**Memo** :

Data: 67

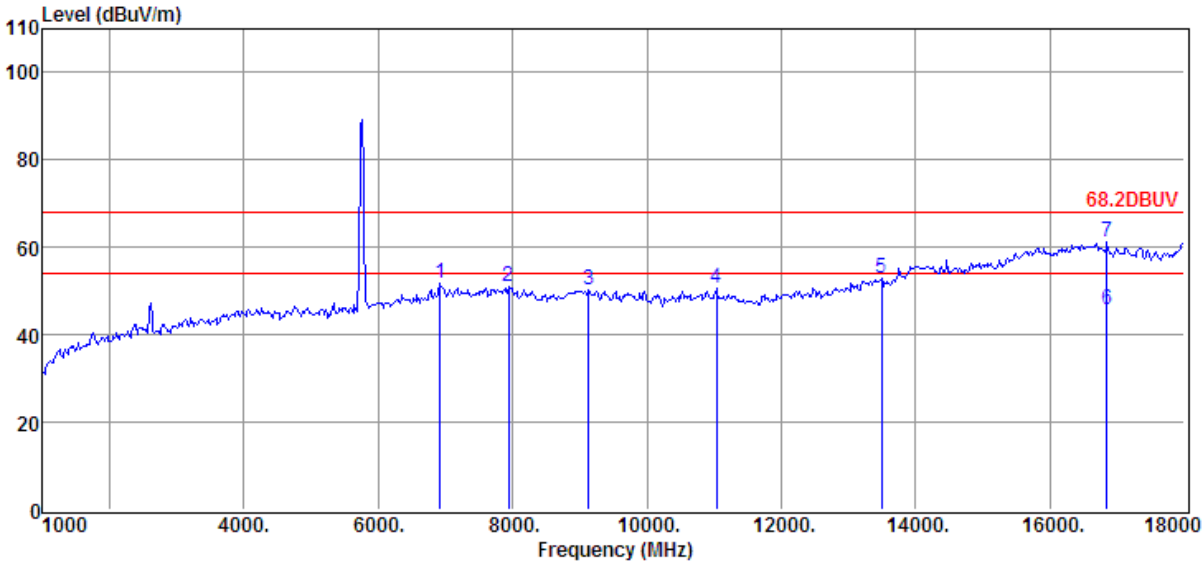


| Item (Mark) | Freq. (MHz) | Read Level (dBµV) | Antenna Factor (dB/m) | PRM Factor dB | Cable Loss dB | Result Level (dBµV/m) | Limit Line (dBµV/m) | Over Limit (dB) | Detector | Polarization |
|---|---|---|---|---|---|---|---|---|---|---|
| 1 | 6916.00 | 35.49 | 36.13 | 30.33 | 10.37 | 51.66 | 68.20 | -16.54 | Peak | VERTICAL |
| 2 | 7936.00 | 34.21 | 36.69 | 31.11 | 11.10 | 50.89 | 68.20 | -17.31 | Peak | VERTICAL |
| 3 | 9126.00 | 33.46 | 37.22 | 32.38 | 11.95 | 50.25 | 68.20 | -17.95 | Peak | VERTICAL |
| 4 | 11030.00 | 33.30 | 37.73 | 34.03 | 13.49 | 50.49 | 68.20 | -17.71 | Peak | VERTICAL |
| 5 | 13495.00 | 33.90 | 39.30 | 35.22 | 14.80 | 52.78 | 68.20 | -15.42 | Peak | VERTICAL |
| 6 | 16844.00 | 20.14 | 44.15 | 36.50 | 18.10 | 45.89 | 54.00 | -8.11 | Average | VERTICAL |
| 7 | 16844.00 | 35.51 | 44.15 | 36.50 | 18.10 | 61.26 | 68.20 | -6.94 | Peak | VERTICAL |

Note: 1. Result Level = Read Level + Antenna Factor + Cable loss - PRM Factor.
2. If Peak Result complies with AV limit, AV Result is deemed to comply with AV limit.
3. Test setup: RBW: 1 MHz, VBW: 3 MHz, Sweep time: auto.


*This report shall not be reproduced except in full, without the written approval of UL Verification Services (Guangzhou) Co., Ltd, Song Shan Lake Branch.*

**Power Supply** : 3.8Vdc

**Test Mode** : TX MODE 11ac 40 5755MHz

**Condition** : Temp:24.5'C,Humi:55%, Press:100.1kPa

**Antenna/Distance** : 2016 HF907/3m/HORIZONTAL

**Memo** :

Data: 68

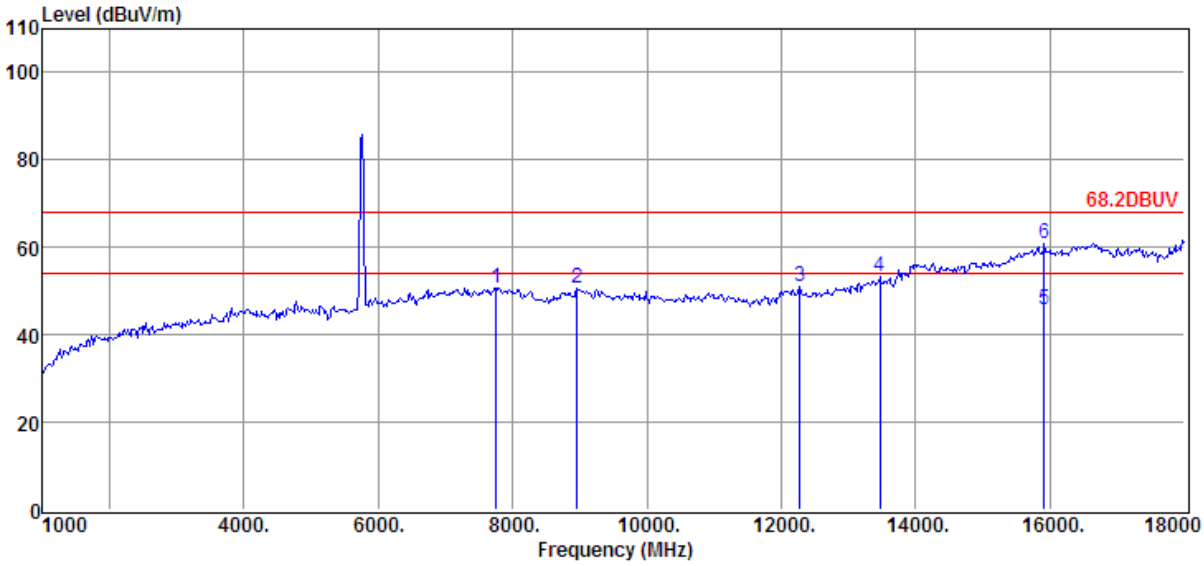


| Item (Mark) | Freq. (MHz) | Read Level (dBµV) | Antenna Factor (dB/m) | PRM Factor dB | Cable Loss dB | Result Level (dBµV/m) | Limit Line (dBµV/m) | Over Limit (dB) | Detector | Polarization |
|---|---|---|---|---|---|---|---|---|---|---|
| 1 | 7749.00 | 34.20 | 36.65 | 31.00 | 10.99 | 50.84 | 68.20 | -17.36 | Peak | HORIZONTAL |
| 2 | 8956.00 | 33.70 | 37.31 | 32.28 | 11.79 | 50.52 | 68.20 | -17.68 | Peak | HORIZONTAL |
| 3 | 12271.00 | 33.63 | 37.98 | 35.01 | 14.45 | 51.05 | 68.20 | -17.15 | Peak | HORIZONTAL |
| 4 | 13461.00 | 34.41 | 39.26 | 35.22 | 14.79 | 53.24 | 68.20 | -14.96 | Peak | HORIZONTAL |
| 5 | 15909.00 | 20.47 | 43.74 | 35.50 | 16.96 | 45.67 | 54.00 | -8.33 | Average | HORIZONTAL |
| 6 | 15909.00 | 35.55 | 43.74 | 35.50 | 16.96 | 60.75 | 68.20 | -7.45 | Peak | HORIZONTAL |

Note: 1. Result Level = Read Level + Antenna Factor + Cable loss - PRM Factor.
2. If Peak Result complies with AV limit, AV Result is deemed to comply with AV limit.
3. Test setup: RBW: 1 MHz, VBW: 3 MHz, Sweep time: auto.


*This report shall not be reproduced except in full, without the written approval of UL Verification Services (Guangzhou) Co., Ltd, Song Shan Lake Branch.*

**Power Supply** : 3.8Vdc

**Test Mode** : TX MODE 11ac 40 5755MHz

**Condition** : Temp:24.5'C,Humi:55%, Press:100.1kPa

**Antenna/Distance** : 2016 HF907/3m/HORIZONTAL

**Memo** :

Data: 69

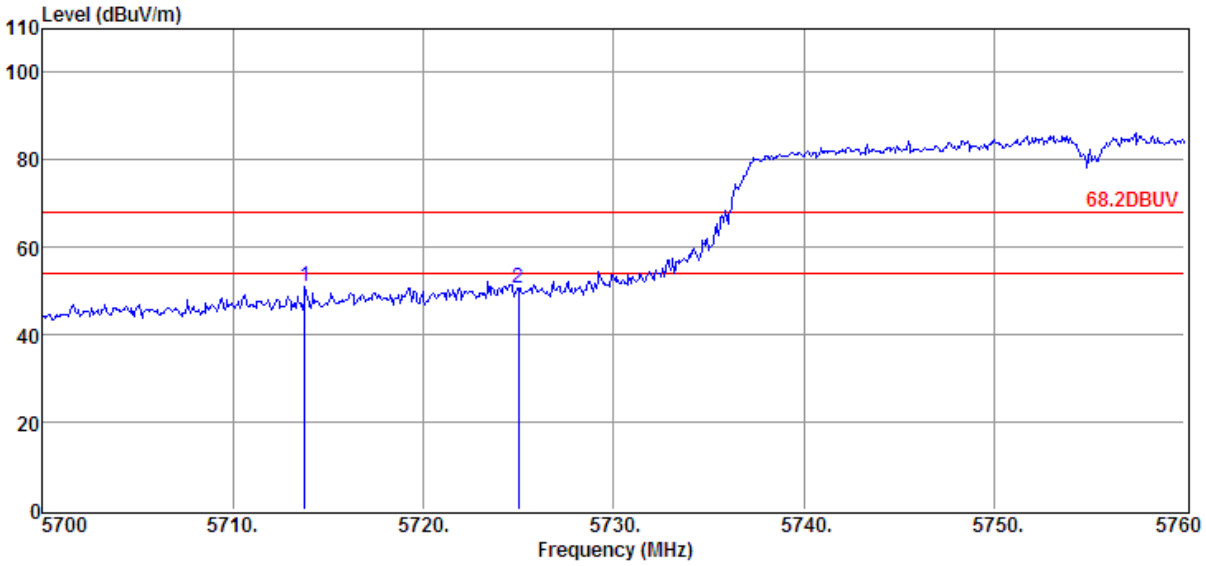


| Item (Mark) | Freq. (MHz) | Read Level (dBµV) | Antenna Factor (dB/m) | PRM Factor dB | Cable Loss dB | Result Level (dBµV/m) | Limit Line (dBµV/m) | Over Limit (dB) | Detector | Polarization |
|---|---|---|---|---|---|---|---|---|---|---|
| 1 | 5713.80 | 36.08 | 34.83 | 29.22 | 9.41 | 51.10 | 68.20 | -17.10 | Peak | HORIZONTAL |
| 2 | 5725.02 | 35.81 | 34.84 | 29.22 | 9.41 | 50.84 | 68.20 | -17.36 | Peak | HORIZONTAL |

Note: 1. Result Level = Read Level + Antenna Factor + Cable loss - PRM Factor.
2. If Peak Result complies with AV limit, AV Result is deemed to comply with AV limit.
3. Test setup: RBW: 1 MHz, VBW: 3 MHz, Sweep time: auto.


*This report shall not be reproduced except in full, without the written approval of UL Verification Services (Guangzhou) Co., Ltd, Song Shan Lake Branch.*

**Power Supply** : 3.8Vdc

**Test Mode** : TX MODE 11ac 40 5755MHz

**Condition** : Temp:24.5'C,Humi:55%, Press:100.1kPa

**Antenna/Distance** : 2016 HF907/3m/VERTICAL

**Memo** :

Data: 70

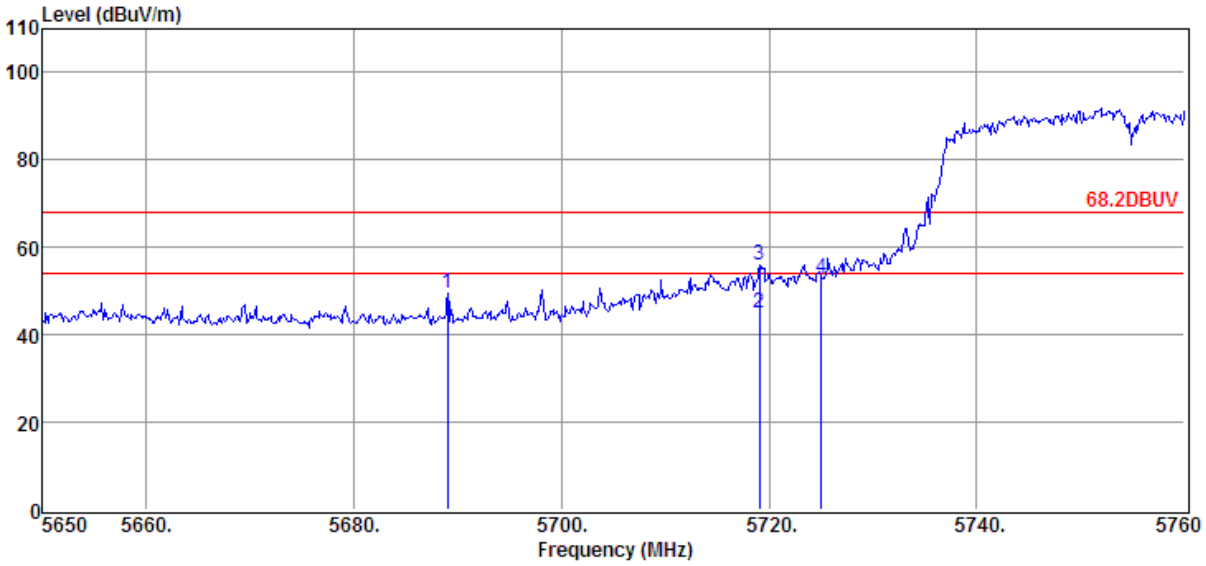


| Item (Mark) | Freq. (MHz) | Read Level (dBµV) | Antenna Factor (dB/m) | PRM Factor dB | Cable Loss dB | Result Level (dBµV/m) | Limit Line (dBµV/m) | Over Limit (dB) | Detector | Polarization |
|---|---|---|---|---|---|---|---|---|---|---|
| 1 | 5689.05 | 34.71 | 34.82 | 29.22 | 9.38 | 49.69 | 68.20 | -18.51 | Peak | VERTICAL |
| 2 | 5719.08 | 30.15 | 34.83 | 29.22 | 9.41 | 45.17 | 54.00 | -8.83 | Average | VERTICAL |
| 3 | 5719.08 | 41.09 | 34.83 | 29.22 | 9.41 | 56.11 | 68.20 | -12.09 | Peak | VERTICAL |
| 4 | 5725.02 | 38.08 | 34.84 | 29.22 | 9.41 | 53.11 | 68.20 | -15.09 | Peak | VERTICAL |

Note: 1. Result Level = Read Level + Antenna Factor + Cable loss - PRM Factor.
2. If Peak Result complies with AV limit, AV Result is deemed to comply with AV limit.
3. Test setup: RBW: 1 MHz, VBW: 3 MHz, Sweep time: auto.


*This report shall not be reproduced except in full, without the written approval of UL Verification Services (Guangzhou) Co., Ltd, Song Shan Lake Branch.*

**Power Supply** : 3.8Vdc

**Test Mode** : TX MODE 11ac 40 5795MHz

**Condition** : Temp:24.5'C,Humi:55%, Press:100.1kPa

**Antenna/Distance** : 2016 HF907/3m/VERTICAL

**Memo** :

Data: 71

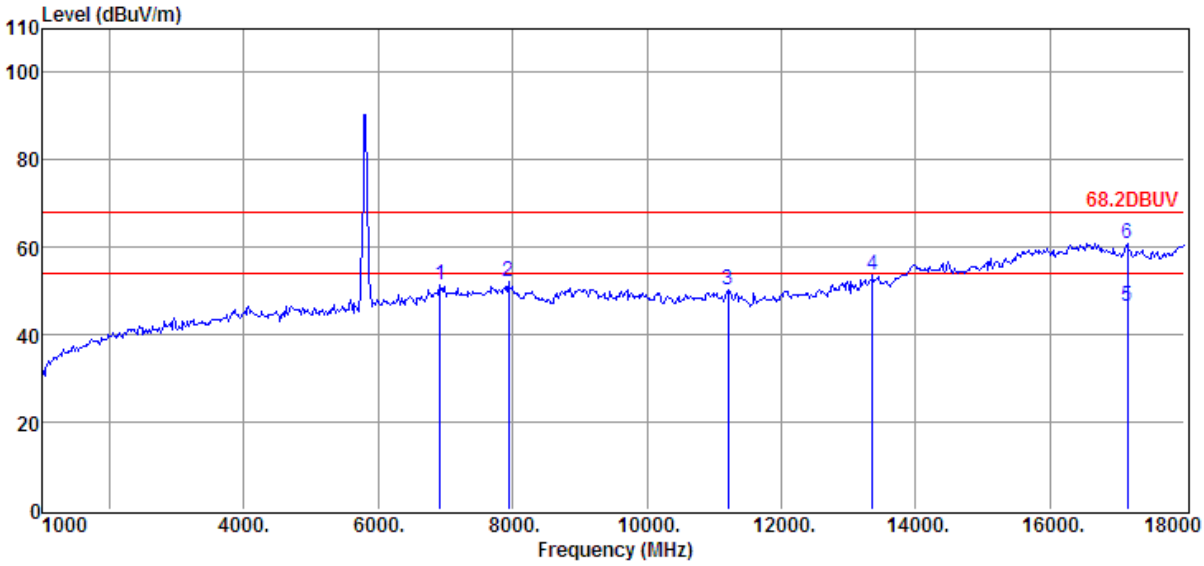


| Item (Mark) | Freq. (MHz) | Read Level (dBµV) | Antenna Factor (dB/m) | PRM Factor dB | Cable Loss dB | Result Level (dBµV/m) | Limit Line (dBµV/m) | Over Limit (dB) | Detector | Polarization |
|---|---|---|---|---|---|---|---|---|---|---|
| 1 | 6916.00 | 35.28 | 36.13 | 30.33 | 10.37 | 51.45 | 68.20 | -16.75 | Peak | VERTICAL |
| 2 | 7936.00 | 35.56 | 36.69 | 31.11 | 11.10 | 52.24 | 68.20 | -15.96 | Peak | VERTICAL |
| 3 | 11200.00 | 33.54 | 37.35 | 34.25 | 13.52 | 50.16 | 68.20 | -18.04 | Peak | VERTICAL |
| 4 | 13359.00 | 35.18 | 39.16 | 35.42 | 14.76 | 53.68 | 68.20 | -14.52 | Peak | VERTICAL |
| 5 | 17150.00 | 21.04 | 43.63 | 36.76 | 18.52 | 46.43 | 54.00 | -7.57 | Average | VERTICAL |
| 6 | 17150.00 | 35.57 | 43.63 | 36.76 | 18.52 | 60.96 | 68.20 | -7.24 | Peak | VERTICAL |

Note: 1. Result Level = Read Level + Antenna Factor + Cable loss - PRM Factor.
2. If Peak Result complies with AV limit, AV Result is deemed to comply with AV limit.
3. Test setup: RBW: 1 MHz, VBW: 3 MHz, Sweep time: auto.


*This report shall not be reproduced except in full, without the written approval of UL Verification Services (Guangzhou) Co., Ltd, Song Shan Lake Branch.*

**Power Supply** : 3.8Vdc

**Test Mode** : TX MODE 11ac 40 5795MHz

**Condition** : Temp:24.5'C,Humi:55%, Press:100.1kPa

**Antenna/Distance** : 2016 HF907/3m/HORIZONTAL

**Memo** :

Data: 72

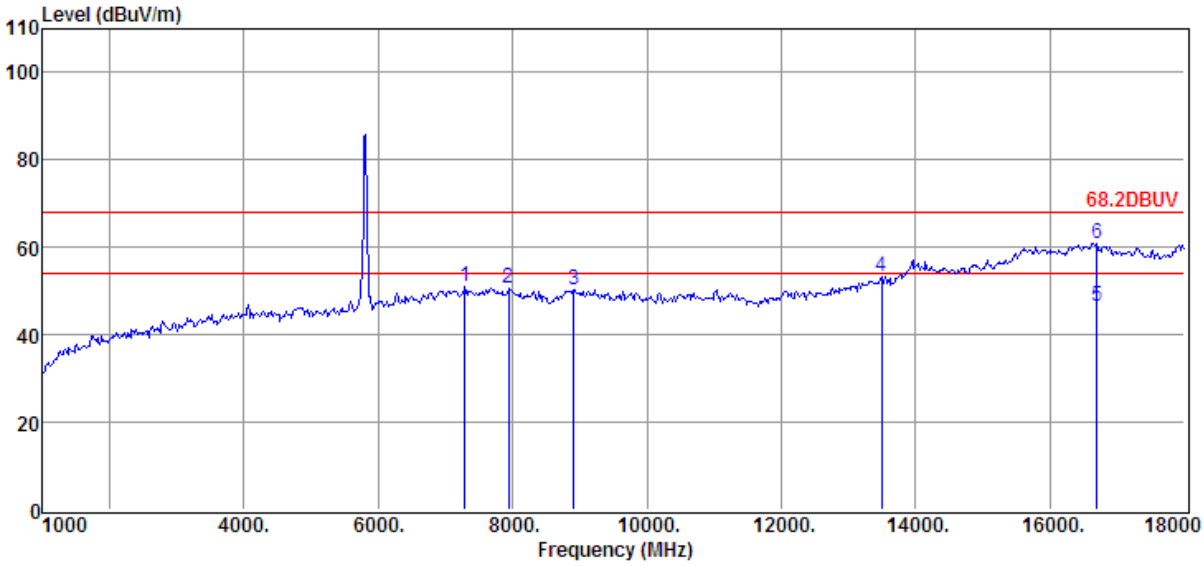


| Item (Mark) | Freq. (MHz) | Read Level (dBµV) | Antenna Factor (dB/m) | PRM Factor dB | Cable Loss dB | Result Level (dBµV/m) | Limit Line (dBµV/m) | Over Limit (dB) | Detector | Polarization |
|---|---|---|---|---|---|---|---|---|---|---|
| 1 | 7290.00 | 34.39 | 36.44 | 30.55 | 10.68 | 50.96 | 68.20 | -17.24 | Peak | HORIZONTAL |
| 2 | 7936.00 | 33.98 | 36.69 | 31.11 | 11.10 | 50.66 | 68.20 | -17.54 | Peak | HORIZONTAL |
| 3 | 8905.00 | 33.79 | 37.09 | 32.24 | 11.77 | 50.41 | 68.20 | -17.79 | Peak | HORIZONTAL |
| 4 | 13495.00 | 34.27 | 39.30 | 35.22 | 14.80 | 53.15 | 68.20 | -15.05 | Peak | HORIZONTAL |
| 5 | 16691.00 | 20.49 | 44.39 | 36.28 | 17.84 | 46.44 | 54.00 | -7.56 | Average | HORIZONTAL |
| 6 | 16691.00 | 35.03 | 44.39 | 36.28 | 17.84 | 60.98 | 68.20 | -7.22 | Peak | HORIZONTAL |

Note: 1. Result Level = Read Level + Antenna Factor + Cable loss - PRM Factor.
2. If Peak Result complies with AV limit, AV Result is deemed to comply with AV limit.
3. Test setup: RBW: 1 MHz, VBW: 3 MHz, Sweep time: auto.


*This report shall not be reproduced except in full, without the written approval of UL Verification Services (Guangzhou) Co., Ltd, Song Shan Lake Branch.*

**Power Supply** : 3.8Vdc **Test Mode** : TX MODE 11ac 40 5795MHz

**Condition** : Temp:24.5'C,Humi:55%, Press:100.1kPa **Antenna/Distance** : 2016 HF907/3m/HORIZONTAL

**Memo** :

Data: 73

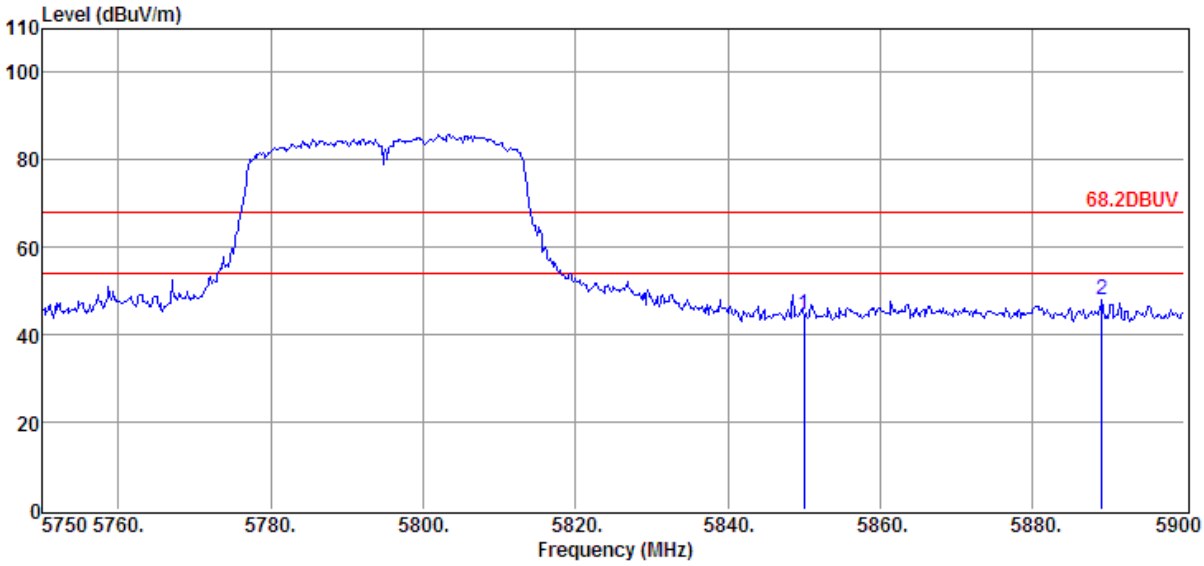


| Item (Mark) | Freq. (MHz) | Read Level (dBµV) | Antenna Factor (dB/m) | PRM Factor dB | Cable Loss dB | Result Level (dBµV/m) | Limit Line (dBµV/m) | Over Limit (dB) | Detector | Polarization |
|---|---|---|---|---|---|---|---|---|---|---|
| 1 | 5850.05 | 29.21 | 34.91 | 29.20 | 9.54 | 44.46 | 68.20 | -23.74 | Peak | HORIZONTAL |
| 2 | 5889.20 | 32.77 | 34.94 | 29.20 | 9.59 | 48.10 | 68.20 | -20.10 | Peak | HORIZONTAL |

Note: 1. Result Level = Read Level + Antenna Factor + Cable loss - PRM Factor.
2. If Peak Result complies with AV limit, AV Result is deemed to comply with AV limit.
3. Test setup: RBW: 1 MHz, VBW: 3 MHz, Sweep time: auto.


*This report shall not be reproduced except in full, without the written approval of UL Verification Services (Guangzhou) Co., Ltd, Song Shan Lake Branch.*

**Power Supply** : 3.8Vdc

**Test Mode** : TX MODE 11ac 40 5795MHz

**Condition** : Temp:24.5'C,Humi:55%, Press:100.1kPa

**Antenna/Distance** : 2016 HF907/3m/VERTICAL

**Memo** :

Data: 74

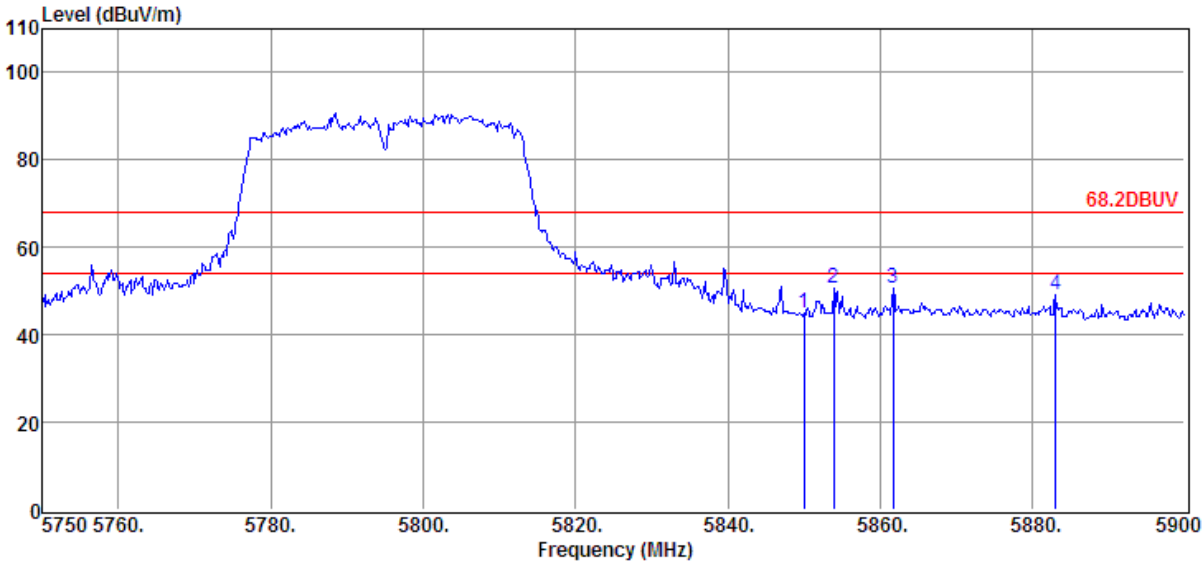


| Item (Mark) | Freq. (MHz) | Read Level (dBµV) | Antenna Factor (dB/m) | PRM Factor dB | Cable Loss dB | Result Level (dBµV/m) | Limit Line (dBµV/m) | Over Limit (dB) | Detector | Polarization |
|---|---|---|---|---|---|---|---|---|---|---|
| 1 | 5850.05 | 29.83 | 34.91 | 29.20 | 9.54 | 45.08 | 68.20 | -23.12 | Peak | VERTICAL |
| 2 | 5853.95 | 35.48 | 34.92 | 29.20 | 9.54 | 50.74 | 68.20 | -17.46 | Peak | VERTICAL |
| 3 | 5861.75 | 35.51 | 34.92 | 29.20 | 9.56 | 50.79 | 68.20 | -17.41 | Peak | VERTICAL |
| 4 | 5883.05 | 33.75 | 34.93 | 29.20 | 9.56 | 49.04 | 68.20 | -19.16 | Peak | VERTICAL |

Note: 1. Result Level = Read Level + Antenna Factor + Cable loss - PRM Factor.
2. If Peak Result complies with AV limit, AV Result is deemed to comply with AV limit.
3. Test setup: RBW: 1 MHz, VBW: 3 MHz, Sweep time: auto.


*This report shall not be reproduced except in full, without the written approval of UL Verification Services (Guangzhou) Co., Ltd, Song Shan Lake Branch.*

**Power Supply** : 3.8Vdc

**Test Mode** : TX MODE 11ac 80 5210MHz

**Condition** : Temp:24.5'C,Humi:55%, Press:100.1kPa

**Antenna/Distance** : 2016 HF907/3m/VERTICAL

**Memo** :

Data: 75

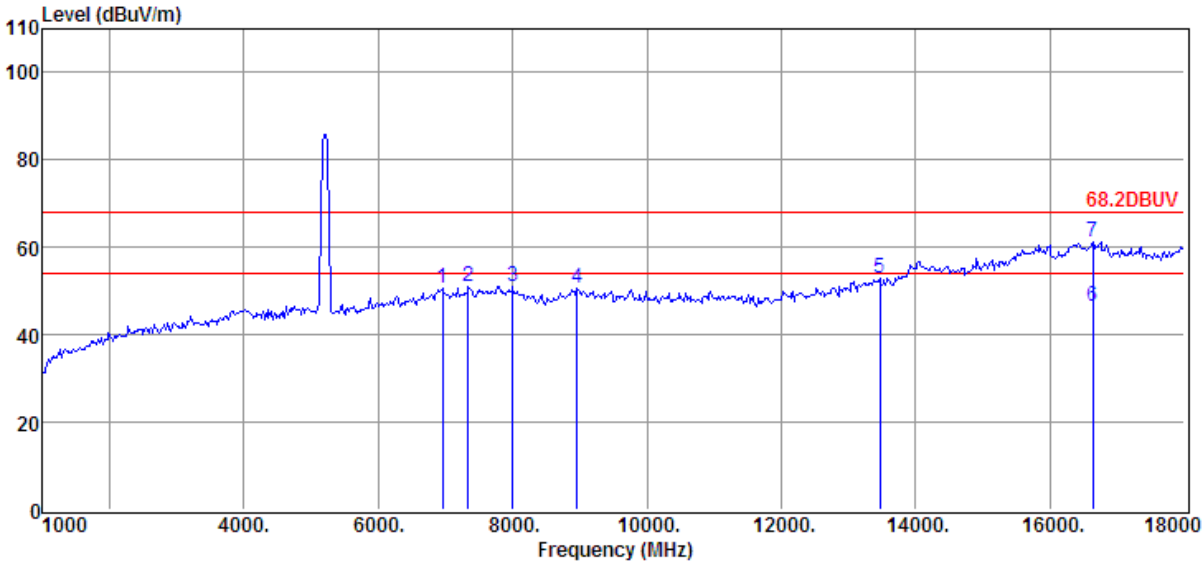


| Item (Mark) | Freq. (MHz) | Read Level (dBµV) | Antenna Factor (dB/m) | PRM Factor dB | Cable Loss dB | Result Level (dBµV/m) | Limit Line (dBµV/m) | Over Limit (dB) | Detector | Polarization |
|---|---|---|---|---|---|---|---|---|---|---|
| 1 | 6950.00 | 34.34 | 36.16 | 30.34 | 10.39 | 50.55 | 68.20 | -17.65 | Peak | VERTICAL |
| 2 | 7341.00 | 34.25 | 36.48 | 30.59 | 10.72 | 50.86 | 68.20 | -17.34 | Peak | VERTICAL |
| 3 | 8004.00 | 34.45 | 36.69 | 31.13 | 11.13 | 51.14 | 68.20 | -17.06 | Peak | VERTICAL |
| 4 | 8956.00 | 33.82 | 37.31 | 32.28 | 11.79 | 50.64 | 68.20 | -17.56 | Peak | VERTICAL |
| 5 | 13461.00 | 33.92 | 39.26 | 35.22 | 14.79 | 52.75 | 68.20 | -15.45 | Peak | VERTICAL |
| 6 | 16640.00 | 20.55 | 44.47 | 36.28 | 17.74 | 46.48 | 54.00 | -7.52 | Average | VERTICAL |
| 7 | 16640.00 | 35.36 | 44.47 | 36.28 | 17.74 | 61.29 | 68.20 | -6.91 | Peak | VERTICAL |

Note: 1. Result Level = Read Level + Antenna Factor + Cable loss - PRM Factor.
2. If Peak Result complies with AV limit, AV Result is deemed to comply with AV limit.
3. Test setup: RBW: 1 MHz, VBW: 3 MHz, Sweep time: auto.


*This report shall not be reproduced except in full, without the written approval of UL Verification Services (Guangzhou) Co., Ltd, Song Shan Lake Branch.*

**Power Supply** : 3.8Vdc

**Test Mode** : TX MODE 11ac 80 5210MHz

**Condition** : Temp:24.5'C,Humi:55%, Press:100.1kPa

**Antenna/Distance** : 2016 HF907/3m/HORIZONTAL

**Memo** :

Data: 76

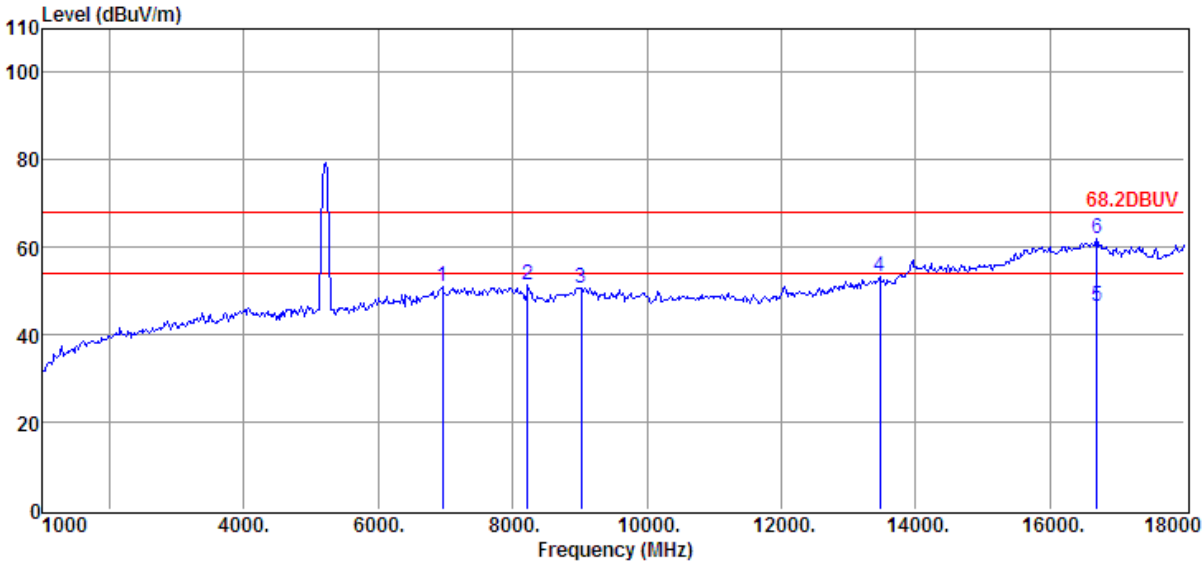


| Item (Mark) | Freq. (MHz) | Read Level (dBµV) | Antenna Factor (dB/m) | PRM Factor dB | Cable Loss dB | Result Level (dBµV/m) | Limit Line (dBµV/m) | Over Limit (dB) | Detector | Polarization |
|---|---|---|---|---|---|---|---|---|---|---|
| 1 | 6950.00 | 34.76 | 36.16 | 30.34 | 10.39 | 50.97 | 68.20 | -17.23 | Peak | HORIZONTAL |
| 2 | 8225.00 | 35.35 | 36.06 | 31.33 | 11.36 | 51.44 | 68.20 | -16.76 | Peak | HORIZONTAL |
| 3 | 9024.00 | 33.85 | 37.45 | 32.33 | 11.83 | 50.80 | 68.20 | -17.40 | Peak | HORIZONTAL |
| 4 | 13461.00 | 34.37 | 39.26 | 35.22 | 14.79 | 53.20 | 68.20 | -15.00 | Peak | HORIZONTAL |
| 5 | 16691.00 | 20.48 | 44.39 | 36.28 | 17.84 | 46.43 | 54.00 | -7.57 | Average | HORIZONTAL |
| 6 | 16691.00 | 35.86 | 44.39 | 36.28 | 17.84 | 61.81 | 68.20 | -6.39 | Peak | HORIZONTAL |

Note: 1. Result Level = Read Level + Antenna Factor + Cable loss - PRM Factor.
2. If Peak Result complies with AV limit, AV Result is deemed to comply with AV limit.
3. Test setup: RBW: 1 MHz, VBW: 3 MHz, Sweep time: auto.


*This report shall not be reproduced except in full, without the written approval of UL Verification Services (Guangzhou) Co., Ltd, Song Shan Lake Branch.*

**Power Supply** : 3.8Vdc

**Test Mode** : TX MODE 11ac 80 5210MHz

**Condition** : Temp:24.5'C,Humi:55%, Press:100.1kPa

**Antenna/Distance** : 2016 HF907/3m/HORIZONTAL

**Memo** :

Data: 77

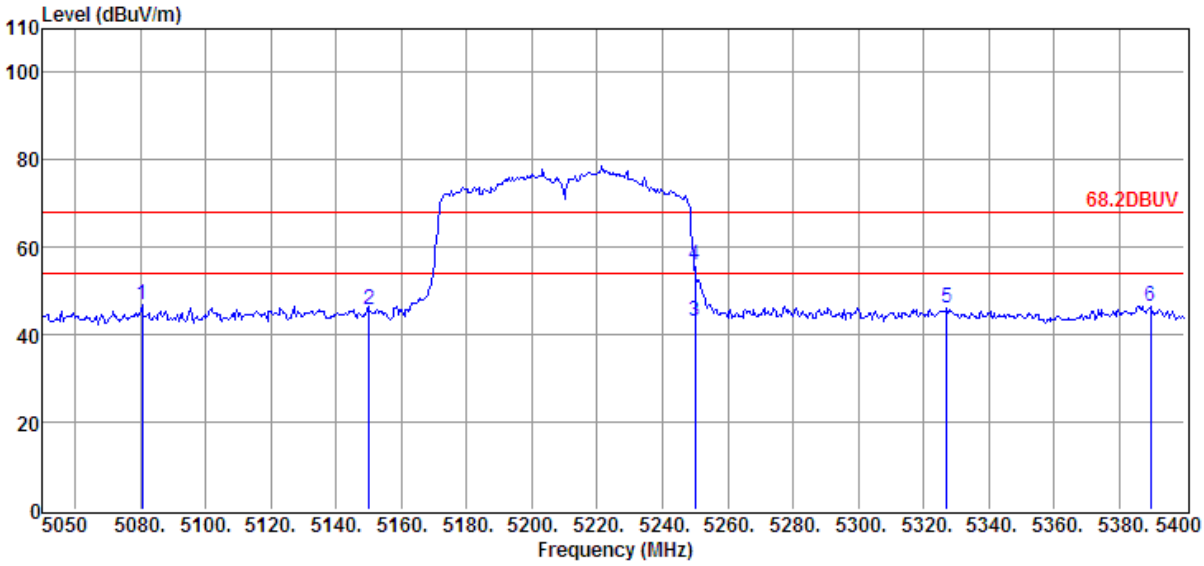


| Item (Mark) | Freq. (MHz) | Read Level (dBµV) | Antenna Factor (dB/m) | PRM Factor dB | Cable Loss dB | Result Level (dBµV/m) | Limit Line (dBµV/m) | Over Limit (dB) | Detector | Polarization |
|---|---|---|---|---|---|---|---|---|---|---|
| 1 | 5080.45 | 33.63 | 33.87 | 29.34 | 8.76 | 46.92 | 68.20 | -21.28 | Peak | HORIZONTAL |
| 2 | 5150.10 | 32.33 | 34.01 | 29.33 | 8.84 | 45.85 | 68.20 | -22.35 | Peak | HORIZONTAL |
| 3 | 5250.00 | 29.34 | 34.21 | 29.32 | 8.93 | 43.16 | 54.00 | -10.84 | Average | HORIZONTAL |
| 4 | 5250.00 | 41.95 | 34.21 | 29.32 | 8.93 | 55.77 | 68.20 | -12.43 | Peak | HORIZONTAL |
| 5 | 5327.20 | 32.20 | 34.37 | 29.31 | 9.02 | 46.28 | 68.20 | -21.92 | Peak | HORIZONTAL |
| 6 | 5389.50 | 32.31 | 34.49 | 29.30 | 9.09 | 46.59 | 68.20 | -21.61 | Peak | HORIZONTAL |

Note: 1. Result Level = Read Level + Antenna Factor + Cable loss - PRM Factor.
2. If Peak Result complies with AV limit, AV Result is deemed to comply with AV limit.
3. Test setup: RBW: 1 MHz, VBW: 3 MHz, Sweep time: auto.


*This report shall not be reproduced except in full, without the written approval of UL Verification Services (Guangzhou) Co., Ltd, Song Shan Lake Branch.*

**Power Supply** : 3.8Vdc

**Test Mode** : TX MODE 11ac 80 5210MHz

**Condition** : Temp:24.5'C,Humi:55%, Press:100.1kPa

**Antenna/Distance** : 2016 HF907/3m/VERTICAL

**Memo** :

Data: 78

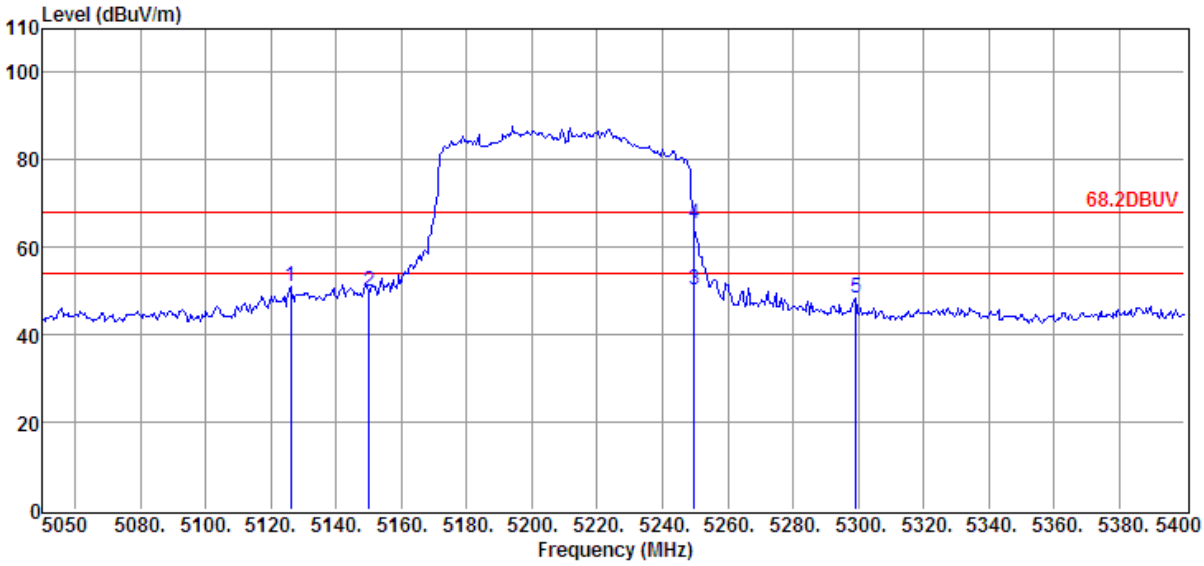


| Item (Mark) | Freq. (MHz) | Read Level (dBµV) | Antenna Factor (dB/m) | PRM Factor dB | Cable Loss dB | Result Level (dBµV/m) | Limit Line (dBµV/m) | Over Limit (dB) | Detector | Polarization |
|---|---|---|---|---|---|---|---|---|---|---|
| 1 | 5125.95 | 37.76 | 33.96 | 29.34 | 8.80 | 51.18 | 68.20 | -17.02 | Peak | VERTICAL |
| 2 | 5150.10 | 36.55 | 34.01 | 29.33 | 8.84 | 50.07 | 68.20 | -18.13 | Peak | VERTICAL |
| 3 | 5249.85 | 36.41 | 34.21 | 29.32 | 8.93 | 50.23 | 54.00 | -3.77 | Average | VERTICAL |
| 4 | 5249.85 | 51.63 | 34.21 | 29.32 | 8.93 | 65.45 | 68.20 | -2.75 | Peak | VERTICAL |
| 5 | 5299.20 | 34.40 | 34.31 | 29.31 | 8.98 | 48.38 | 68.20 | -19.82 | Peak | VERTICAL |

Note: 1. Result Level = Read Level + Antenna Factor + Cable loss - PRM Factor.
2. If Peak Result complies with AV limit, AV Result is deemed to comply with AV limit.
3. Test setup: RBW: 1 MHz, VBW: 3 MHz, Sweep time: auto.


*This report shall not be reproduced except in full, without the written approval of UL Verification Services (Guangzhou) Co., Ltd, Song Shan Lake Branch.*

**Power Supply** : 3.8Vdc

**Test Mode** : TX MODE 11ac 80 5290MHz

**Condition** : Temp:24.5'C,Humi:55%, Press:100.1kPa

**Antenna/Distance** : 2016 HF907/3m/VERTICAL

**Memo** :

Data: 79

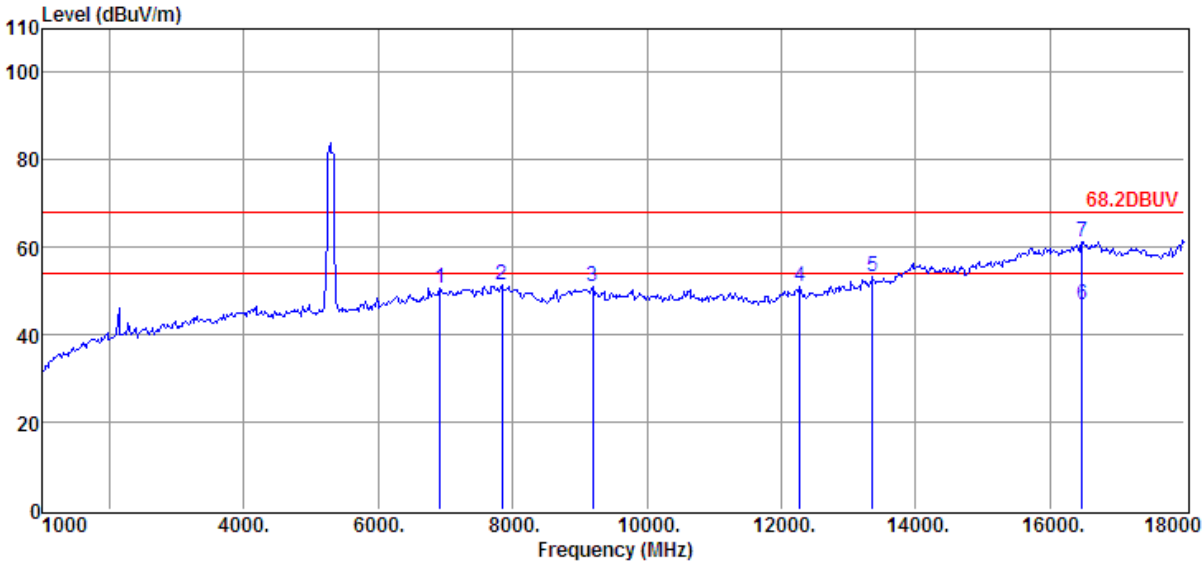


| Item (Mark) | Freq. (MHz) | Read Level (dBµV) | Antenna Factor (dB/m) | PRM Factor dB | Cable Loss dB | Result Level (dBµV/m) | Limit Line (dBµV/m) | Over Limit (dB) | Detector | Polarization |
|---|---|---|---|---|---|---|---|---|---|---|
| 1 | 6916.00 | 34.65 | 36.13 | 30.33 | 10.37 | 50.82 | 68.20 | -17.38 | Peak | VERTICAL |
| 2 | 7834.00 | 34.77 | 36.67 | 31.07 | 11.05 | 51.42 | 68.20 | -16.78 | Peak | VERTICAL |
| 3 | 9194.00 | 34.16 | 37.07 | 32.40 | 12.03 | 50.86 | 68.20 | -17.34 | Peak | VERTICAL |
| 4 | 12271.00 | 33.74 | 37.98 | 35.01 | 14.45 | 51.16 | 68.20 | -17.04 | Peak | VERTICAL |
| 5 | 13359.00 | 34.70 | 39.16 | 35.42 | 14.76 | 53.20 | 68.20 | -15.00 | Peak | VERTICAL |
| 6 | 16470.00 | 20.75 | 44.65 | 35.99 | 17.46 | 46.87 | 54.00 | -7.13 | Average | VERTICAL |
| 7 | 16470.00 | 35.22 | 44.65 | 35.99 | 17.46 | 61.34 | 68.20 | -6.86 | Peak | VERTICAL |

Note: 1. Result Level = Read Level + Antenna Factor + Cable loss - PRM Factor.
2. If Peak Result complies with AV limit, AV Result is deemed to comply with AV limit.
3. Test setup: RBW: 1 MHz, VBW: 3 MHz, Sweep time: auto.


*This report shall not be reproduced except in full, without the written approval of UL Verification Services (Guangzhou) Co., Ltd, Song Shan Lake Branch.*

**Power Supply** : 3.8Vdc

**Test Mode** : TX MODE 11ac 80 5290MHz

**Condition** : Temp:24.5'C,Humi:55%, Press:100.1kPa

**Antenna/Distance** : 2016 HF907/3m/HORIZONTAL

**Memo** :

Data: 80

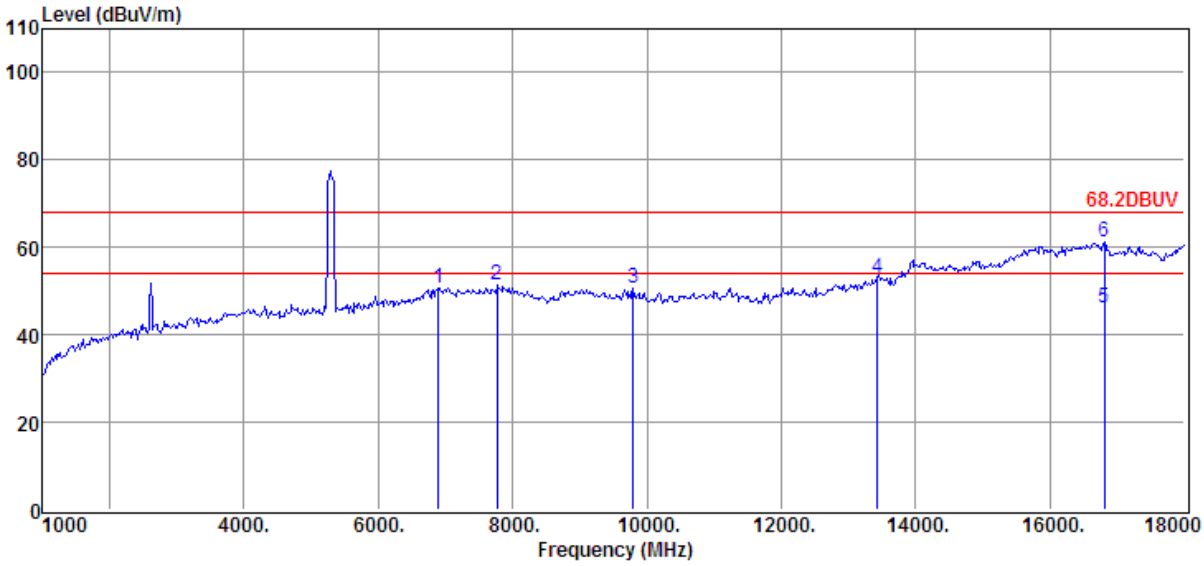


| Item (Mark) | Freq. (MHz) | Read Level (dBµV) | Antenna Factor (dB/m) | PRM Factor dB | Cable Loss dB | Result Level (dBµV/m) | Limit Line (dBµV/m) | Over Limit (dB) | Detector | Polarization |
|---|---|---|---|---|---|---|---|---|---|---|
| 1 | 6899.00 | 34.54 | 36.12 | 30.31 | 10.33 | 50.68 | 68.20 | -17.52 | Peak | HORIZONTAL |
| 2 | 7766.00 | 34.72 | 36.65 | 31.02 | 11.01 | 51.36 | 68.20 | -16.84 | Peak | HORIZONTAL |
| 3 | 9789.00 | 34.39 | 36.69 | 32.84 | 12.41 | 50.65 | 68.20 | -17.55 | Peak | HORIZONTAL |
| 4 | 13427.00 | 34.35 | 39.23 | 35.28 | 14.78 | 53.08 | 68.20 | -15.12 | Peak | HORIZONTAL |
| 5 | 16810.00 | 20.50 | 44.20 | 36.50 | 18.07 | 46.27 | 54.00 | -7.73 | Average | HORIZONTAL |
| 6 | 16810.00 | 35.47 | 44.20 | 36.50 | 18.07 | 61.24 | 68.20 | -6.96 | Peak | HORIZONTAL |

Note: 1. Result Level = Read Level + Antenna Factor + Cable loss - PRM Factor.
2. If Peak Result complies with AV limit, AV Result is deemed to comply with AV limit.
3. Test setup: RBW: 1 MHz, VBW: 3 MHz, Sweep time: auto.


*This report shall not be reproduced except in full, without the written approval of UL Verification Services (Guangzhou) Co., Ltd, Song Shan Lake Branch.*

**Power Supply** : 3.8Vdc

**Test Mode** : TX MODE 11ac 80 5290MHz

**Condition** : Temp:24.5'C,Humi:55%, Press:100.1kPa

**Antenna/Distance** : 2016 HF907/3m/HORIZONTAL

**Memo** :

Data: 81

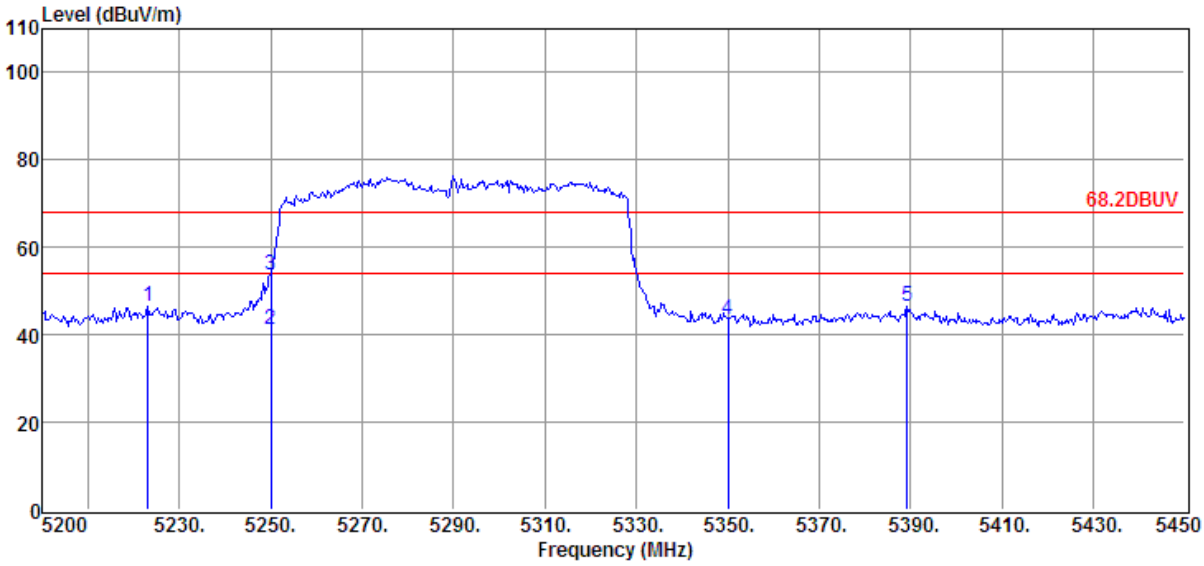


| Item (Mark) | Freq. (MHz) | Read Level (dBµV) | Antenna Factor (dB/m) | PRM Factor dB | Cable Loss dB | Result Level (dBµV/m) | Limit Line (dBµV/m) | Over Limit (dB) | Detector | Polarization |
|---|---|---|---|---|---|---|---|---|---|---|
| 1 | 5223.00 | 32.64 | 34.16 | 29.32 | 8.91 | 46.39 | 68.20 | -21.81 | Peak | HORIZONTAL |
| 2 | 5250.00 | 27.35 | 34.21 | 29.32 | 8.93 | 41.17 | 54.00 | -12.83 | Average | HORIZONTAL |
| 3 | 5250.00 | 39.89 | 34.21 | 29.32 | 8.93 | 53.71 | 68.20 | -14.49 | Peak | HORIZONTAL |
| 4 | 5350.00 | 29.31 | 34.41 | 29.30 | 9.03 | 43.45 | 68.20 | -24.75 | Peak | HORIZONTAL |
| 5 | 5389.25 | 32.15 | 34.49 | 29.30 | 9.09 | 46.43 | 68.20 | -21.77 | Peak | HORIZONTAL |

Note: 1. Result Level = Read Level + Antenna Factor + Cable loss - PRM Factor.
2. If Peak Result complies with AV limit, AV Result is deemed to comply with AV limit.
3. Test setup: RBW: 1 MHz, VBW: 3 MHz, Sweep time: auto.


*This report shall not be reproduced except in full, without the written approval of UL Verification Services (Guangzhou) Co., Ltd, Song Shan Lake Branch.*

| | | | |
|---|---|---|---|
| **Power Supply** | : 3.8Vdc | **Test Mode** | : TX MODE 11ac 80 5290MHz |
| **Condition** | : Temp:24.5'C,Humi:55%, Press:100.1kPa | **Antenna/Distance** | : 2016 HF907/3m/VERTICAL |
| **Memo** | : | | |

Data: 82

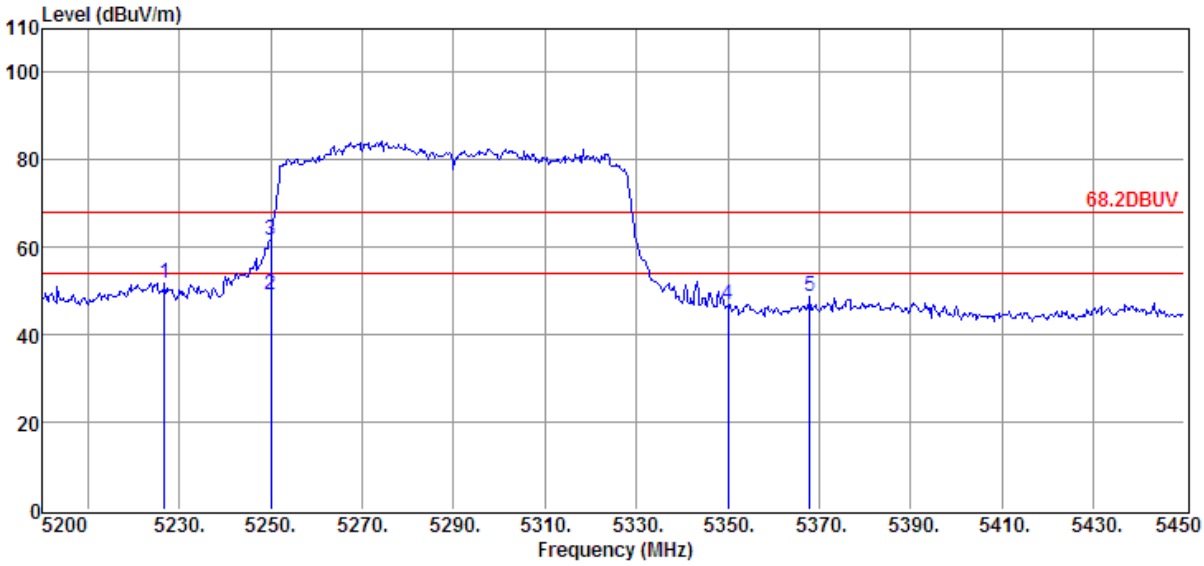


| Item (Mark) | Freq. (MHz) | Read Level (dBµV) | Antenna Factor (dB/m) | PRM Factor dB | Cable Loss dB | Result Level (dBµV/m) | Limit Line (dBµV/m) | Over Limit (dB) | Detector | Polarization |
|---|---|---|---|---|---|---|---|---|---|---|
| 1 | 5226.75 | 37.99 | 34.17 | 29.32 | 8.91 | 51.75 | 68.20 | -16.45 | Peak | VERTICAL |
| 2 | 5250.00 | 35.14 | 34.21 | 29.32 | 8.93 | 48.96 | 54.00 | -5.04 | Average | VERTICAL |
| 3 | 5250.00 | 47.91 | 34.21 | 29.32 | 8.93 | 61.73 | 68.20 | -6.47 | Peak | VERTICAL |
| 4 | 5350.00 | 32.56 | 34.41 | 29.30 | 9.03 | 46.70 | 68.20 | -21.50 | Peak | VERTICAL |
| 5 | 5368.00 | 34.56 | 34.45 | 29.30 | 9.05 | 48.76 | 68.20 | -19.44 | Peak | VERTICAL |

Note: 1. Result Level = Read Level + Antenna Factor + Cable loss - PRM Factor.
2. If Peak Result complies with AV limit, AV Result is deemed to comply with AV limit.
3. Test setup: RBW: 1 MHz, VBW: 3 MHz, Sweep time: auto.


*This report shall not be reproduced except in full, without the written approval of UL Verification Services (Guangzhou) Co., Ltd, Song Shan Lake Branch.*

**Power Supply** : 3.8Vdc

**Test Mode** : TX MODE 11ac 80 5530MHz

**Condition** : Temp:24.5'C,Humi:55%, Press:100.1kPa

**Antenna/Distance** : 2016 HF907/3m/VERTICAL

**Memo** :

Data: 83

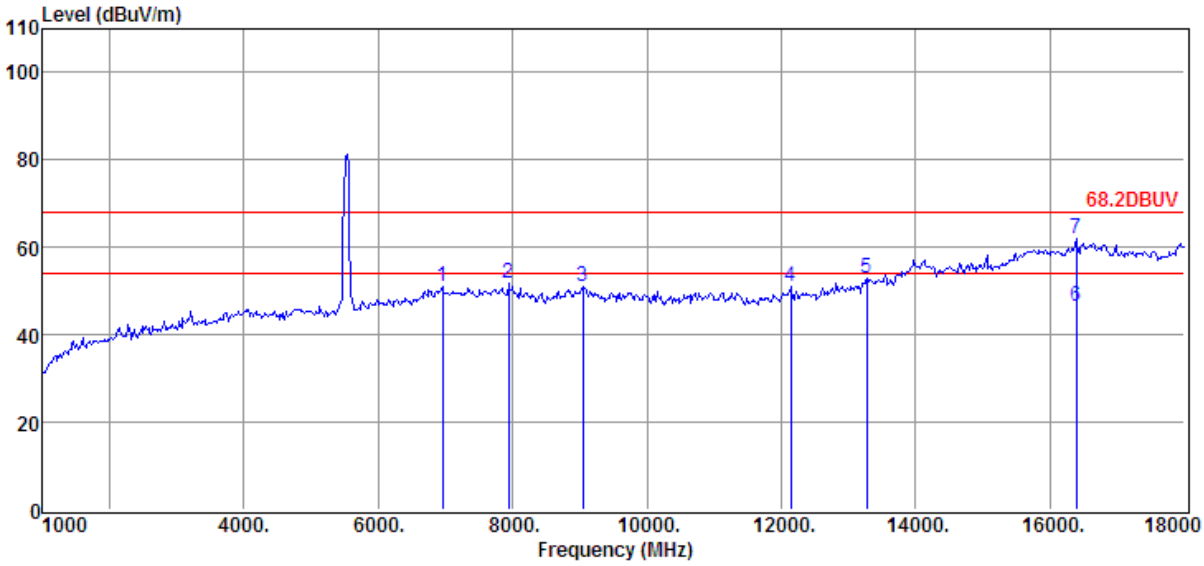


| Item (Mark) | Freq. (MHz) | Read Level (dBµV) | Antenna Factor (dB/m) | PRM Factor dB | Cable Loss dB | Result Level (dBµV/m) | Limit Line (dBµV/m) | Over Limit (dB) | Detector | Polarization |
|---|---|---|---|---|---|---|---|---|---|---|
| 1 | 6950.00 | 34.76 | 36.16 | 30.34 | 10.39 | 50.97 | 68.20 | -17.23 | Peak | VERTICAL |
| 2 | 7936.00 | 35.02 | 36.69 | 31.11 | 11.10 | 51.70 | 68.20 | -16.50 | Peak | VERTICAL |
| 3 | 9041.00 | 34.12 | 37.41 | 32.34 | 11.87 | 51.06 | 68.20 | -17.14 | Peak | VERTICAL |
| 4 | 12135.00 | 33.94 | 37.79 | 34.87 | 14.35 | 51.21 | 68.20 | -16.99 | Peak | VERTICAL |
| 5 | 13274.00 | 34.55 | 39.08 | 35.50 | 14.74 | 52.87 | 68.20 | -15.33 | Peak | VERTICAL |
| 6 | 16385.00 | 20.41 | 44.52 | 35.92 | 17.40 | 46.41 | 54.00 | -7.59 | Average | VERTICAL |
| 7 | 16385.00 | 35.97 | 44.52 | 35.92 | 17.40 | 61.97 | 68.20 | -6.23 | Peak | VERTICAL |

Note: 1. Result Level = Read Level + Antenna Factor + Cable loss - PRM Factor.
2. If Peak Result complies with AV limit, AV Result is deemed to comply with AV limit.
3. Test setup: RBW: 1 MHz, VBW: 3 MHz, Sweep time: auto.


*This report shall not be reproduced except in full, without the written approval of UL Verification Services (Guangzhou) Co., Ltd, Song Shan Lake Branch.*

**Power Supply** : 3.8Vdc

**Test Mode** : TX MODE 11ac 80 5530MHz

**Condition** : Temp:24.5'C,Humi:55%, Press:100.1kPa

**Antenna/Distance** : 2016 HF907/3m/HORIZONTAL

**Memo** :

Data: 84

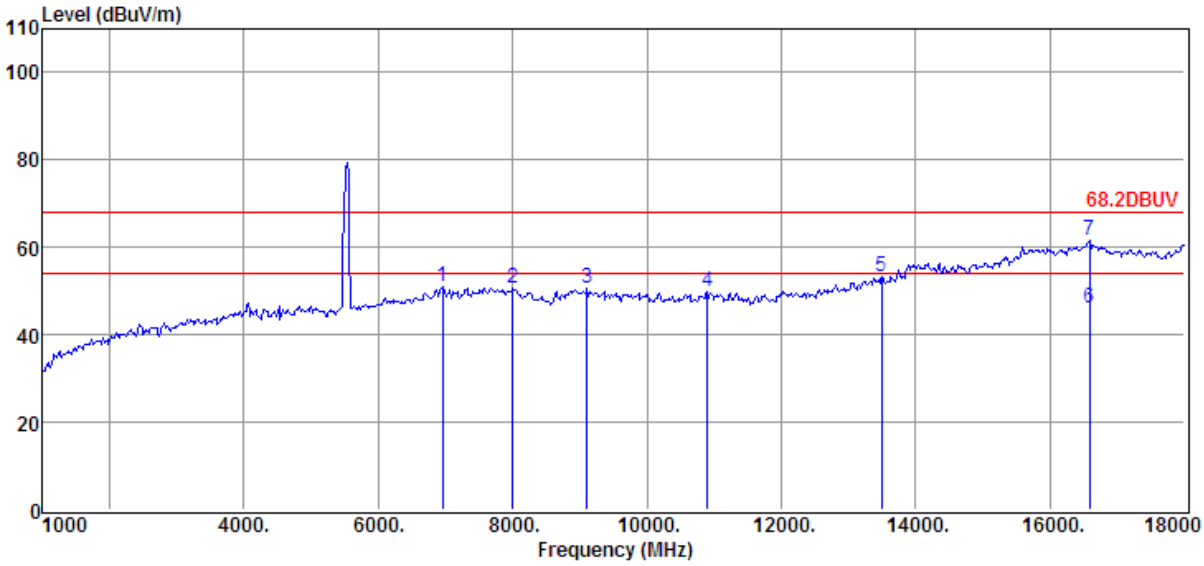


| Item (Mark) | Freq. (MHz) | Read Level (dBµV) | Antenna Factor (dB/m) | PRM Factor dB | Cable Loss dB | Result Level (dBµV/m) | Limit Line (dBµV/m) | Over Limit (dB) | Detector | Polarization |
|---|---|---|---|---|---|---|---|---|---|---|
| 1 | 6950.00 | 34.94 | 36.16 | 30.34 | 10.39 | 51.15 | 68.20 | -17.05 | Peak | HORIZONTAL |
| 2 | 8004.00 | 33.89 | 36.69 | 31.13 | 11.13 | 50.58 | 68.20 | -17.62 | Peak | HORIZONTAL |
| 3 | 9109.00 | 33.67 | 37.26 | 32.36 | 11.95 | 50.52 | 68.20 | -17.68 | Peak | HORIZONTAL |
| 4 | 10894.00 | 32.90 | 37.51 | 33.74 | 13.31 | 49.98 | 68.20 | -18.22 | Peak | HORIZONTAL |
| 5 | 13495.00 | 34.57 | 39.30 | 35.22 | 14.80 | 53.45 | 68.20 | -14.75 | Peak | HORIZONTAL |
| 6 | 16589.00 | 20.18 | 44.56 | 36.21 | 17.64 | 46.17 | 54.00 | -7.83 | Average | HORIZONTAL |
| 7 | 16589.00 | 35.76 | 44.56 | 36.21 | 17.64 | 61.75 | 68.20 | -6.45 | Peak | HORIZONTAL |

Note: 1. Result Level = Read Level + Antenna Factor + Cable loss - PRM Factor.
2. If Peak Result complies with AV limit, AV Result is deemed to comply with AV limit.
3. Test setup: RBW: 1 MHz, VBW: 3 MHz, Sweep time: auto.


*This report shall not be reproduced except in full, without the written approval of UL Verification Services (Guangzhou) Co., Ltd, Song Shan Lake Branch.*

**Power Supply** : 3.8Vdc

**Test Mode** : TX MODE 11ac 80 5530MHz

**Condition** : Temp:24.5'C,Humi:55%, Press:100.1kPa

**Antenna/Distance** : 2016 HF907/3m/HORIZONTAL

**Memo** :

Data: 85

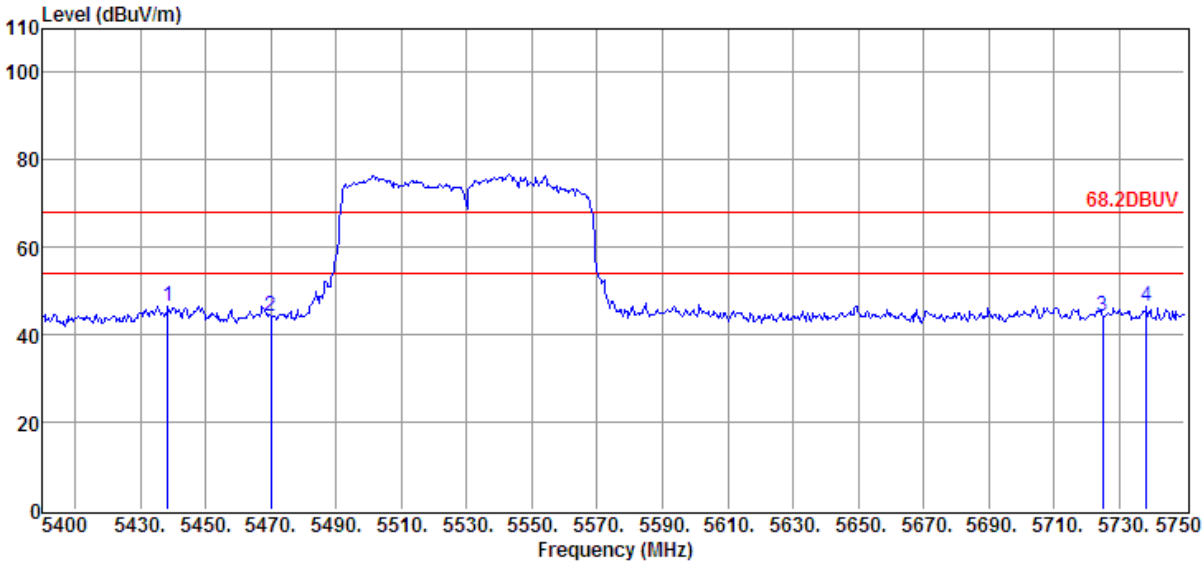


| Item (Mark) | Freq. (MHz) | Read Level (dBµV) | Antenna Factor (dB/m) | PRM Factor dB | Cable Loss dB | Result Level (dBµV/m) | Limit Line (dBµV/m) | Over Limit (dB) | Detector | Polarization |
|---|---|---|---|---|---|---|---|---|---|---|
| 1 | 5438.50 | 32.12 | 34.58 | 29.28 | 9.14 | 46.56 | 68.20 | -21.64 | Peak | HORIZONTAL |
| 2 | 5470.00 | 29.88 | 34.64 | 29.27 | 9.16 | 44.41 | 68.20 | -23.79 | Peak | HORIZONTAL |
| 3 | 5725.00 | 29.38 | 34.84 | 29.22 | 9.41 | 44.41 | 68.20 | -23.79 | Peak | HORIZONTAL |
| 4 | 5738.45 | 31.41 | 34.85 | 29.21 | 9.43 | 46.48 | 68.20 | -21.72 | Peak | HORIZONTAL |

Note: 1. Result Level = Read Level + Antenna Factor + Cable loss - PRM Factor.
2. If Peak Result complies with AV limit, AV Result is deemed to comply with AV limit.
3. Test setup: RBW: 1 MHz, VBW: 3 MHz, Sweep time: auto.


*This report shall not be reproduced except in full, without the written approval of UL Verification Services (Guangzhou) Co., Ltd, Song Shan Lake Branch.*

| | | | |
|---|---|---|---|
| **Power Supply** | : 3.8Vdc | **Test Mode** | : TX MODE 11ac 80 5530MHz |
| **Condition** | : Temp:24.5'C,Humi:55%, Press:100.1kPa | **Antenna/Distance** | : 2016 HF907/3m/VERTICAL |
| **Memo** | : | | |

Data: 86

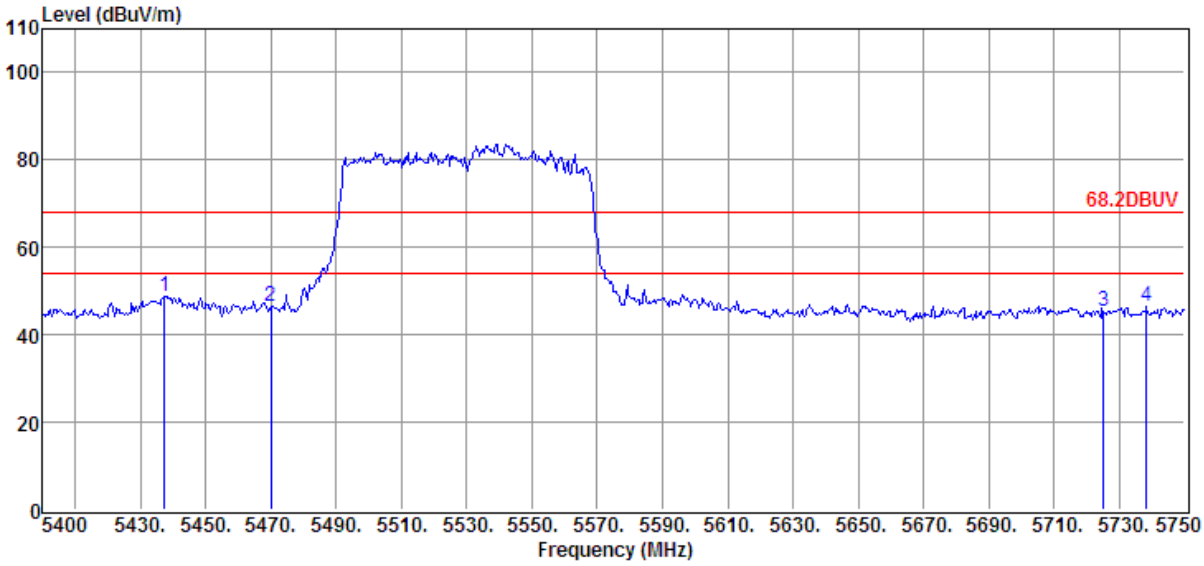


| Item (Mark) | Freq. (MHz) | Read Level (dBµV) | Antenna Factor (dB/m) | PRM Factor dB | Cable Loss dB | Result Level (dBµV/m) | Limit Line (dBµV/m) | Over Limit (dB) | Detector | Polarization |
|---|---|---|---|---|---|---|---|---|---|---|
| 1 | 5437.45 | 34.49 | 34.58 | 29.28 | 9.14 | 48.93 | 68.20 | -19.27 | Peak | VERTICAL |
| 2 | 5470.00 | 31.81 | 34.64 | 29.27 | 9.16 | 46.34 | 68.20 | -21.86 | Peak | VERTICAL |
| 3 | 5725.15 | 30.45 | 34.84 | 29.22 | 9.41 | 45.48 | 68.20 | -22.72 | Peak | VERTICAL |
| 4 | 5738.45 | 31.31 | 34.85 | 29.21 | 9.43 | 46.38 | 68.20 | -21.82 | Peak | VERTICAL |

Note: 1. Result Level = Read Level + Antenna Factor + Cable loss - PRM Factor.
2. If Peak Result complies with AV limit, AV Result is deemed to comply with AV limit.
3. Test setup: RBW: 1 MHz, VBW: 3 MHz, Sweep time: auto.


*This report shall not be reproduced except in full, without the written approval of UL Verification Services (Guangzhou) Co., Ltd, Song Shan Lake Branch.*

**Power Supply** : 3.8Vdc

**Test Mode** : TX MODE 11ac 80 5775MHz

**Condition** : Temp:24.5'C,Humi:55%, Press:100.1kPa

**Antenna/Distance** : 2016 HF907/3m/VERTICAL

**Memo** :

Data: 87

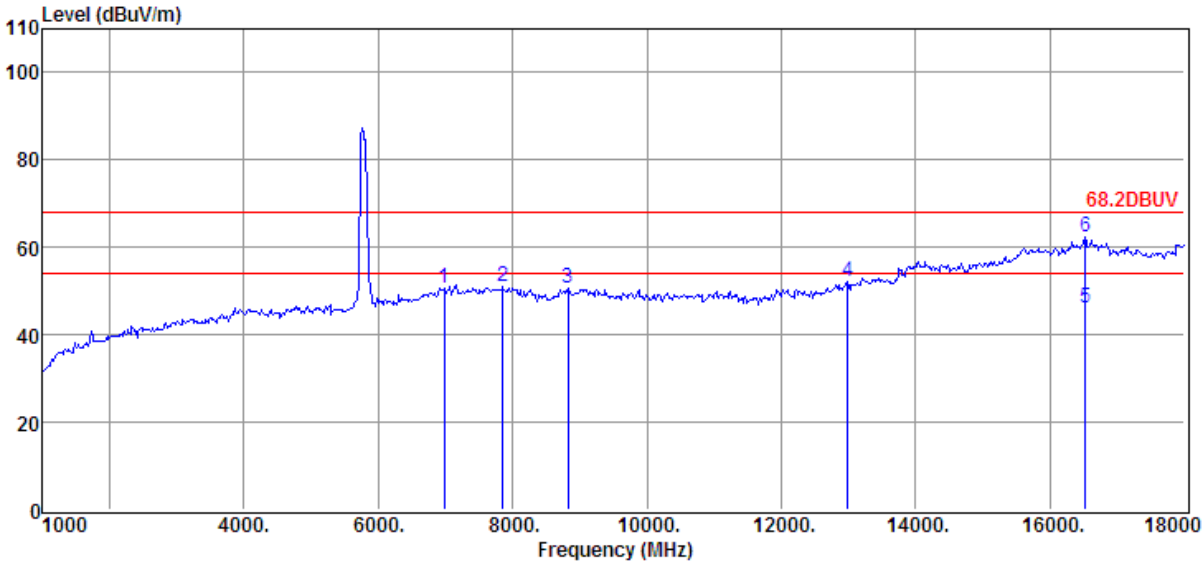


| Item (Mark) | Freq. (MHz) | Read Level (dBµV) | Antenna Factor (dB/m) | PRM Factor dB | Cable Loss dB | Result Level (dBµV/m) | Limit Line (dBµV/m) | Over Limit (dB) | Detector | Polarization |
|---|---|---|---|---|---|---|---|---|---|---|
| 1 | 6984.00 | 34.43 | 36.19 | 30.38 | 10.40 | 50.64 | 68.20 | -17.56 | Peak | VERTICAL |
| 2 | 7851.00 | 34.44 | 36.67 | 31.07 | 11.05 | 51.09 | 68.20 | -17.11 | Peak | VERTICAL |
| 3 | 8820.00 | 34.25 | 36.72 | 32.18 | 11.75 | 50.54 | 68.20 | -17.66 | Peak | VERTICAL |
| 4 | 12985.00 | 34.38 | 38.79 | 35.70 | 14.67 | 52.14 | 68.20 | -16.06 | Peak | VERTICAL |
| 5 | 16521.00 | 20.17 | 44.67 | 36.06 | 17.51 | 46.29 | 54.00 | -7.71 | Average | VERTICAL |
| 6 | 16521.00 | 36.16 | 44.67 | 36.06 | 17.51 | 62.28 | 68.20 | -5.92 | Peak | VERTICAL |

Note: 1. Result Level = Read Level + Antenna Factor + Cable loss - PRM Factor.
2. If Peak Result complies with AV limit, AV Result is deemed to comply with AV limit.
3. Test setup: RBW: 1 MHz, VBW: 3 MHz, Sweep time: auto.


*This report shall not be reproduced except in full, without the written approval of UL Verification Services (Guangzhou) Co., Ltd, Song Shan Lake Branch.*

**Power Supply** : 3.8Vdc

**Test Mode** : TX MODE 11ac 80 5775MHz

**Condition** : Temp:24.5'C,Humi:55%, Press:100.1kPa

**Antenna/Distance** : 2016 HF907/3m/HORIZONTAL

**Memo** :

Data: 88

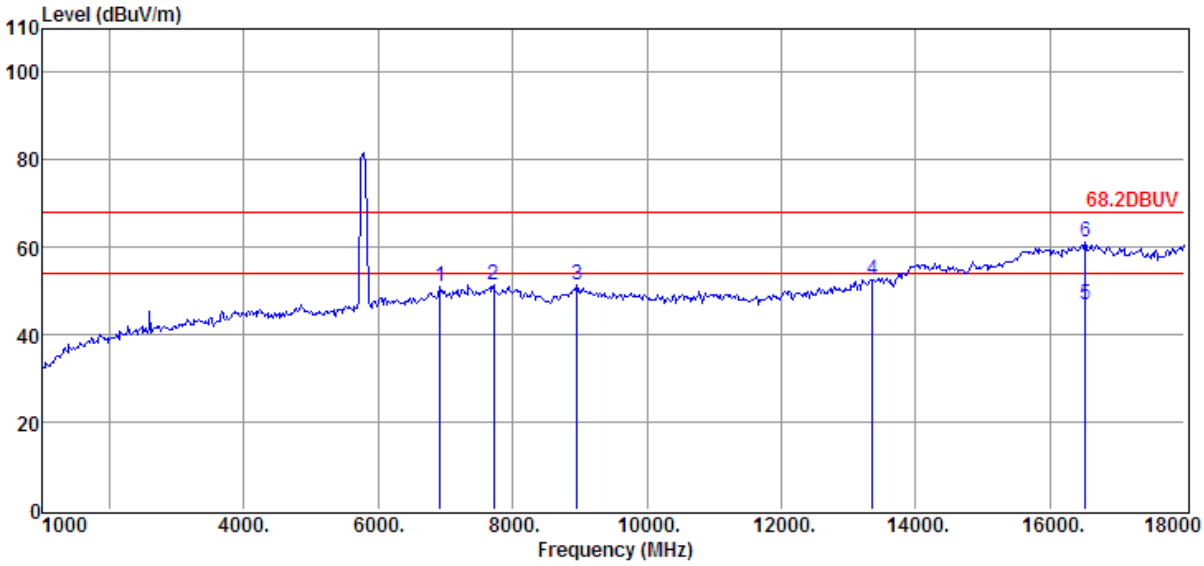


| Item (Mark) | Freq. (MHz) | Read Level (dBµV) | Antenna Factor (dB/m) | PRM Factor dB | Cable Loss dB | Result Level (dBµV/m) | Limit Line (dBµV/m) | Over Limit (dB) | Detector | Polarization |
|---|---|---|---|---|---|---|---|---|---|---|
| 1 | 6916.00 | 34.99 | 36.13 | 30.33 | 10.37 | 51.16 | 68.20 | -17.04 | Peak | HORIZONTAL |
| 2 | 7715.00 | 34.81 | 36.64 | 30.99 | 10.98 | 51.44 | 68.20 | -16.76 | Peak | HORIZONTAL |
| 3 | 8956.00 | 34.51 | 37.31 | 32.28 | 11.79 | 51.33 | 68.20 | -16.87 | Peak | HORIZONTAL |
| 4 | 13359.00 | 34.08 | 39.16 | 35.42 | 14.76 | 52.58 | 68.20 | -15.62 | Peak | HORIZONTAL |
| 5 | 16521.00 | 20.64 | 44.67 | 36.06 | 17.51 | 46.76 | 54.00 | -7.24 | Average | HORIZONTAL |
| 6 | 16521.00 | 35.22 | 44.67 | 36.06 | 17.51 | 61.34 | 68.20 | -6.86 | Peak | HORIZONTAL |

Note: 1. Result Level = Read Level + Antenna Factor + Cable loss - PRM Factor.
2. If Peak Result complies with AV limit, AV Result is deemed to comply with AV limit.
3. Test setup: RBW: 1 MHz, VBW: 3 MHz, Sweep time: auto.


*This report shall not be reproduced except in full, without the written approval of UL Verification Services (Guangzhou) Co., Ltd, Song Shan Lake Branch.*

**Power Supply** : 3.8Vdc

**Test Mode** : TX MODE 11ac 80 5775MHz

**Condition** : Temp:24.5'C,Humi:55%, Press:100.1kPa

**Antenna/Distance** : 2016 HF907/3m/HORIZONTAL

**Memo** :

Data: 89

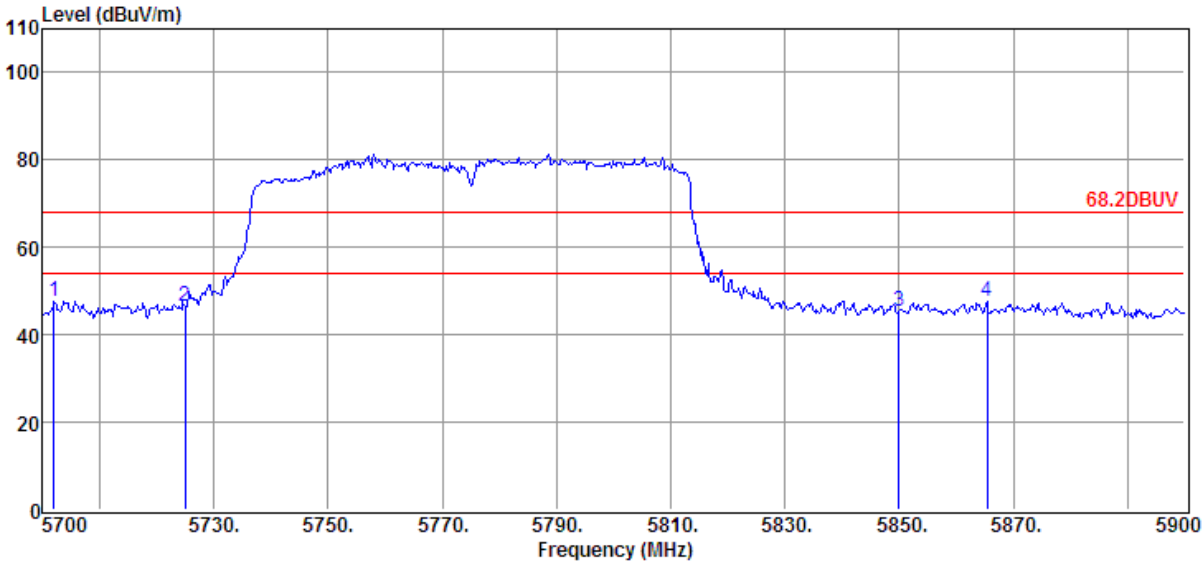


| Item (Mark) | Freq. (MHz) | Read Level (dBµV) | Antenna Factor (dB/m) | PRM Factor dB | Cable Loss dB | Result Level (dBµV/m) | Limit Line (dBµV/m) | Over Limit (dB) | Detector | Polarization |
|---|---|---|---|---|---|---|---|---|---|---|
| 1 | 5702.00 | 32.55 | 34.82 | 29.22 | 9.38 | 47.53 | 68.20 | -20.67 | Peak | HORIZONTAL |
| 2 | 5725.00 | 31.41 | 34.84 | 29.22 | 9.41 | 46.44 | 68.20 | -21.76 | Peak | HORIZONTAL |
| 3 | 5850.00 | 30.00 | 34.91 | 29.20 | 9.54 | 45.25 | 68.20 | -22.95 | Peak | HORIZONTAL |
| 4 | 5865.40 | 32.42 | 34.92 | 29.20 | 9.56 | 47.70 | 68.20 | -20.50 | Peak | HORIZONTAL |

Note: 1. Result Level = Read Level + Antenna Factor + Cable loss - PRM Factor.
2. If Peak Result complies with AV limit, AV Result is deemed to comply with AV limit.
3. Test setup: RBW: 1 MHz, VBW: 3 MHz, Sweep time: auto.


*This report shall not be reproduced except in full, without the written approval of UL Verification Services (Guangzhou) Co., Ltd, Song Shan Lake Branch.*

| | | | |
|---|---|---|---|
| **Power Supply** | : 3.8Vdc | **Test Mode** | : TX MODE 11ac 80 5775MHz |
| **Condition** | : Temp:24.5'C,Humi:55%, Press:100.1kPa | **Antenna/Distance** | : 2016 HF907/3m/VERTICAL |
| **Memo** | : | | |

Data: 90

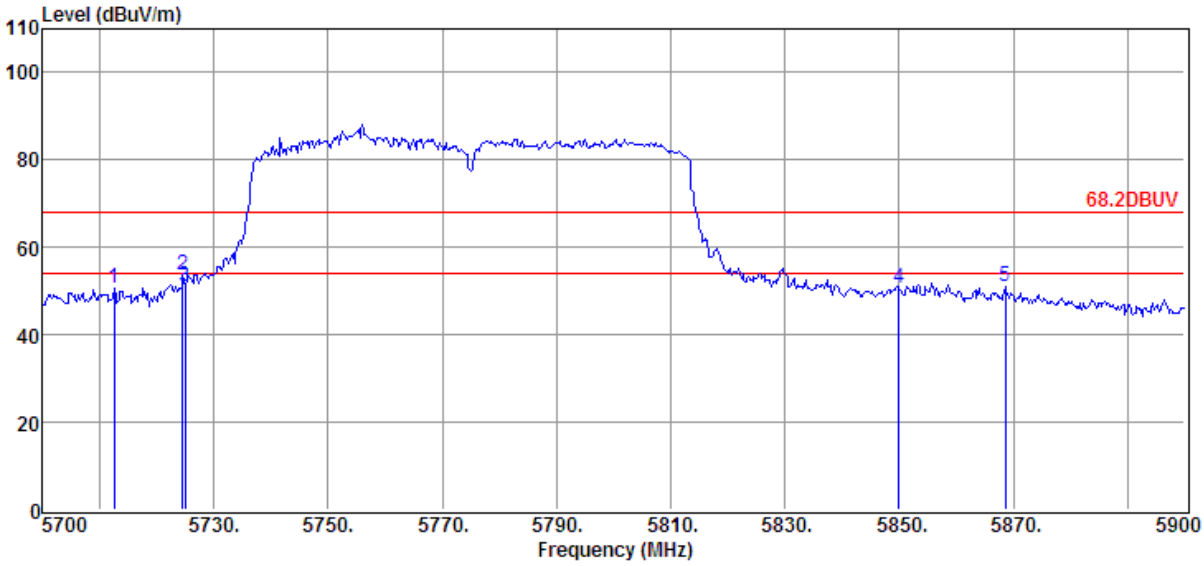


| Item (Mark) | Freq. (MHz) | Read Level (dBµV) | Antenna Factor (dB/m) | PRM Factor dB | Cable Loss dB | Result Level (dBµV/m) | Limit Line (dBµV/m) | Over Limit (dB) | Detector | Polarization |
|---|---|---|---|---|---|---|---|---|---|---|
| 1 | 5712.60 | 35.59 | 34.83 | 29.22 | 9.41 | 50.61 | 68.20 | -17.59 | Peak | VERTICAL |
| 2 | 5724.60 | 38.72 | 34.84 | 29.22 | 9.41 | 53.75 | 68.20 | -14.45 | Peak | VERTICAL |
| 3 | 5725.00 | 36.14 | 34.84 | 29.22 | 9.41 | 51.17 | 68.20 | -17.03 | Peak | VERTICAL |
| 4 | 5850.00 | 35.57 | 34.91 | 29.20 | 9.54 | 50.82 | 68.20 | -17.38 | Peak | VERTICAL |
| 5 | 5868.60 | 35.93 | 34.92 | 29.20 | 9.56 | 51.21 | 68.20 | -16.99 | Peak | VERTICAL |

Note: 1. Result Level = Read Level + Antenna Factor + Cable loss - PRM Factor.
2. If Peak Result complies with AV limit, AV Result is deemed to comply with AV limit.
3. Test setup: RBW: 1 MHz, VBW: 3 MHz, Sweep time: auto.

Note 1: The higher frequency, which started from 18GHz to 40GHz, was pre-scanned and the result which was 20dB lower than the limit line and was not reported.

Note 2: EUT in each of three orthogonal axis emissions had been tested, but only the worst case (X axis) data recorded in the report.


*This report shall not be reproduced except in full, without the written approval of UL Verification Services (Guangzhou) Co., Ltd, Song Shan Lake Branch.*

# 7. RADIATED TEST RESULTS

## 7.1. LIMITS AND PROCEDURE

**LIMITS**

Please refer to FCC §15.205 and §15.209

Please refer to RSS-GEN Clause 8.9 (Transmitter)

| LIMITS OF RADIATED EMISSION MEASUREMENT (Below 1GHz) | | | |
|---|---|---|---|
| Frequency Range (MHz) 30 - 88 | Field Strength Limit (uV/m) at 3 m 100 | Field Strength Limit (dBuV/m) at 3 m Quasi-Peak | |
| 30 - 88 | 100 | 40 | |
| 88 - 216 | 150 | 43.5 | |
| 216 - 960 | 200 | 46 | |
| Above 960 | 500 | 54 | |
| Above 1000 | 500 | Peak | Average |
| | | 74 | 54 |

§15.205 Restricted bands of operation

| MHz | MHz | MHz | GHz |
|---|---|---|---|
| 0.090-0.110 | 16.42-16.423 | 399.9-410 | 4.5-5.15 |
| [1]0.495-0.505 | 16.69475-16.69525 | 608-614 | 5.35-5.46 |
| 2.1735-2.1905 | 16.80425-16.80475 | 960-1240 | 7.25-7.75 |
| 4.125-4.128 | 25.5-25.67 | 1300-1427 | 8.025-8.5 |
| 4.17725-4.17775 | 37.5-38.25 | 1435-1626.5 | 9.0-9.2 |
| 4.20725-4.20775 | 73-74.6 | 1645.5-1646.5 | 9.3-9.5 |
| 6.215-6.218 | 74.8-75.2 | 1660-1710 | 10.6-12.7 |
| 6.26775-6.26825 | 108-121.94 | 1718.8-1722.2 | 13.25-13.4 |
| 6.31175-6.31225 | 123-138 | 2200-2300 | 14.47-14.5 |
| 8.291-8.294 | 149.9-150.05 | 2310-2390 | 15.35-16.2 |
| 8.362-8.366 | 156.52475-156.52525 | 2483.5-2500 | 17.7-21.4 |
| 8.37625-8.38675 | 156.7-156.9 | 2690-2900 | 22.01-23.12 |
| 8.41425-8.41475 | 162.0125-167.17 | 3260-3267 | 23.6-24.0 |
| 12.29-12.293 | 167.72-173.2 | 3332-3339 | 31.2-31.8 |
| 12.51975-12.52025 | 240-285 | 3345.8-3358 | 36.43-36.5 |
| 12.57675-12.57725 | 322-335.4 | 3600-4400 | ([2]) |
| 13.36-13.41 | | | |


*This report shall not be reproduced except in full, without the written approval of UL Verification Services (Guangzhou) Co., Ltd, Song Shan Lake Branch.*

**TEST SETUP AND PROCEDURE**

Below 30MHz

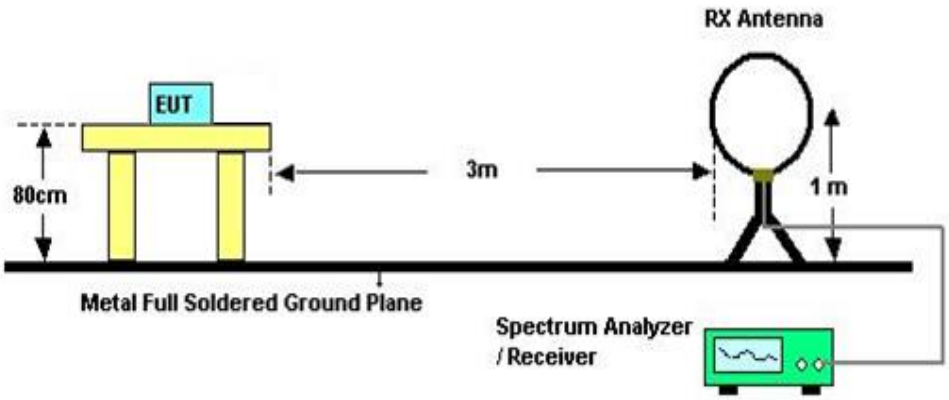


The setting of the spectrum analyser

| | |
|---|---|
| RBW | 200Hz (From 9kHz to 0.15MHz)/ 9KHz (From 0.15MHz to 30MHz) |
| VBW | 200Hz (From 9kHz to 0.15MHz)/ 9KHz (From 0.15MHz to 30MHz) |
| Sweep | Auto |
| Detector | Peak/QP/ Average |
| Trace | Max hold |

1. The testing follows the guidelines in ANSI C63.10-2013

2. The EUT was arranged to its worst case and then turntable (from 0 degree to 360 degrees) to find the maximum reading. A pre-amp and a high pass filter are used for the test in order to get better signal level. Both horizontal and vertical polarizations of the antenna are set to make the measurement.

3. The EUT was placed on a turntable with 0.8 meter above ground.

4. The EUT was set 3 meters from the interference receiving antenna, which was mounted on the top of a variable height antenna tower.

5. Corrected Reading: Antenna Factor + Cable Loss + Read Level - Preamp Factor = Level

6. For measurement below 1GHz, the initial step in collecting conducted emission data is a spectrum analyzer peak detector mode pre-scanning the measurement frequency range. Significant peaks are then marked and then Quasi Peak detector mode re-measured. If the emission level of the EUT measured by the peak detector is 3 dB lower than the applicable limit, the peak emission level will be reported. Otherwise, the emission measurement will be repeated using the quasi-peak detector and reported.

7. For the actual test configuration, please refer to the related item in this test report (Photographs of the Test Configuration)


*This report shall not be reproduced except in full, without the written approval of UL Verification Services (Guangzhou) Co., Ltd, Song Shan Lake Branch.*

Below 1G

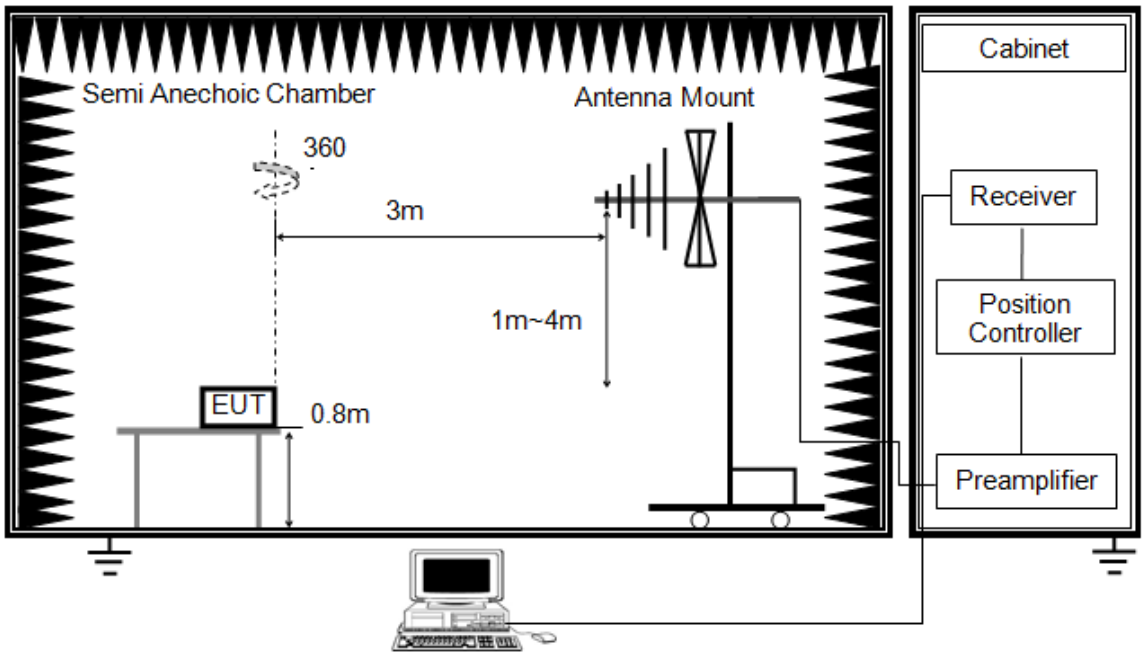


The setting of the spectrum analyser

| | |
|---|---|
| RBW | 120K |
| VBW | 300K |
| Sweep | Auto |
| Detector | Peak/QP |
| Trace | Max hold |

1. The testing follows the guidelines in ANSI C63.10-2013.

2. The EUT was arranged to its worst case and then tune the antenna tower (from 1 m to 4 m) and turntable (from 0 degree to 360 degrees) to find the maximum reading. A pre-amp and a high pass filter are used for the test in order to get better signal level. Both horizontal and vertical polarizations of the antenna are set to make the measurement.

3. The EUT was placed on a turntable with 0.8 meter above ground.

4. The EUT was set 3 meters from the interference receiving antenna, which was mounted on the top of a variable height antenna tower.

5. Corrected Reading: Antenna Factor + Cable Loss + Read Level - Preamp Factor = Level

6. For measurement below 1GHz, the initial step in collecting conducted emission data is a spectrum analyzer peak detector mode pre-scanning the measurement frequency range. Significant peaks are then marked and then Quasi Peak detector mode re-measured. If the emission level of the EUT measured by the peak detector is 3 dB lower than the applicable limit, the peak emission level will be reported. Otherwise, the emission measurement will be repeated using the quasi-peak detector and reported.

7. For the actual test configuration, please refer to the related Item in this test report (Photographs of the Test Configuration)


*This report shall not be reproduced except in full, without the written approval of UL Verification Services (Guangzhou) Co., Ltd, Song Shan Lake Branch.*

ABOVE 1G

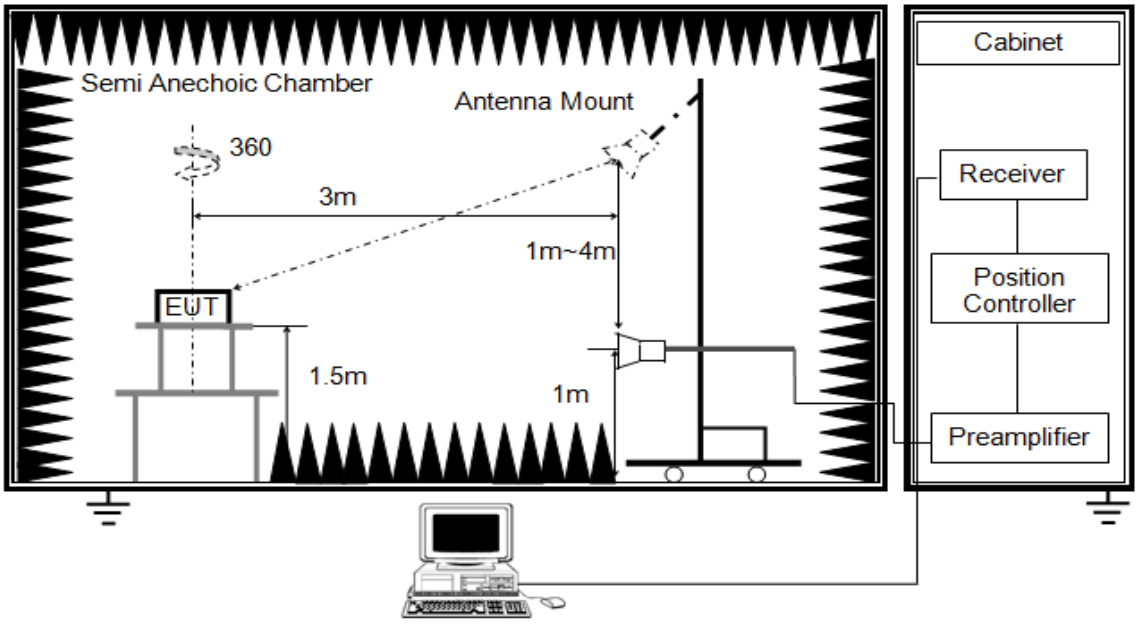


The setting of the spectrum analyser

| | |
|---|---|
| RBW | 1M |
| VBW | 3M |
| Sweep | Auto |
| Detector | Peak and CISPR Average |
| Trace | Max hold |

1. The testing follows the guidelines in ANSI C63.10-2013.

2. The EUT was arranged to its worst case and then tune the antenna tower (from 1 m to 4 m) and turntable (from 0 degree to 360 degrees) to find the maximum reading. A pre-amp and a high pass filter are used for the test in order to get better signal level. Both horizontal and vertical polarizations of the antenna are set to make the measurement.

3. The EUT was placed on a turntable with 1.5m above ground.

4. The EUT was set 3 meters from the interference receiving antenna, which was mounted on the top of a variable height antenna tower.

5. For measurement above 1GHz, the emission measurement will be measured by the peak detector. This peak level, once corrected, must comply with the limit specified in Section 15.209.

6. For average power measurement, set the VBW to 10 Hz, while maintaining all of the other instrument settings, if the duty cycle of the EUT is less than 98%, the Duty Cycle Correction Factor shall be added to the measured emission levels. For the Duty Cycle and Correction Factor please refer to clause 6.1.ON TIME AND DUTY CYCLE.

8. For the actual test configuration, please refer to the related item in this test report (Photographs of the Test Configuration)
TEST CONDITIONS

Temperature: 25.6°C
Relative Humidity: 59%
Test Voltage: 3.8Vdc


*This report shall not be reproduced except in full, without the written approval of UL Verification Services (Guangzhou) Co., Ltd, Song Shan Lake Branch.*

## 7.2. RESTRICTED BANDEDGE

### 7.2.1. 802.11a MODE

#### 7.2.1.1. UNII-1 BAND

**RESTRICTED BANDEDGE (LOW CHANNEL, HORIZONTAL)**

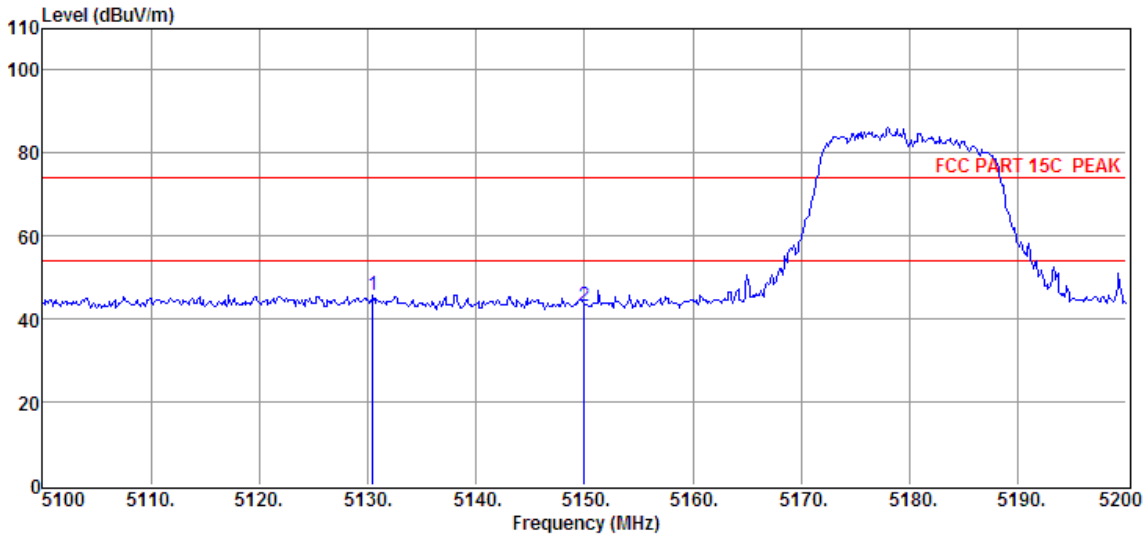


| Item (Mark) | Freq. (MHz) | Read Level (dBµV) | Antenna Factor (dB/m) | PRM Factor dB | Cable Loss dB | Result Level (dBµV/m) | Limit Line (dBµV/m) | Over Limit (dB) | Detector |
|---|---|---|---|---|---|---|---|---|---|
| 1 | 5130.50 | 32.19 | 33.97 | 29.34 | 8.80 | 45.62 | 74.00 | -28.38 | Peak |
| 2 | 5150.00 | 29.73 | 34.01 | 29.33 | 8.84 | 43.25 | 74.00 | -30.75 | Peak |

Note: 1. Result Level = Read Level + Antenna Factor + Cable loss - PRM Factor.
2. If Peak Result complies with AV limit, AV Result is deemed to comply with AV limit.
3. Test setup: RBW: 1 MHz, VBW: 3 MHz, Sweep time: auto.


*This report shall not be reproduced except in full, without the written approval of UL Verification Services (Guangzhou) Co., Ltd, Song Shan Lake Branch.*

**RESTRICTED BANDEDGE (LOW CHANNEL, VERTICAL)**

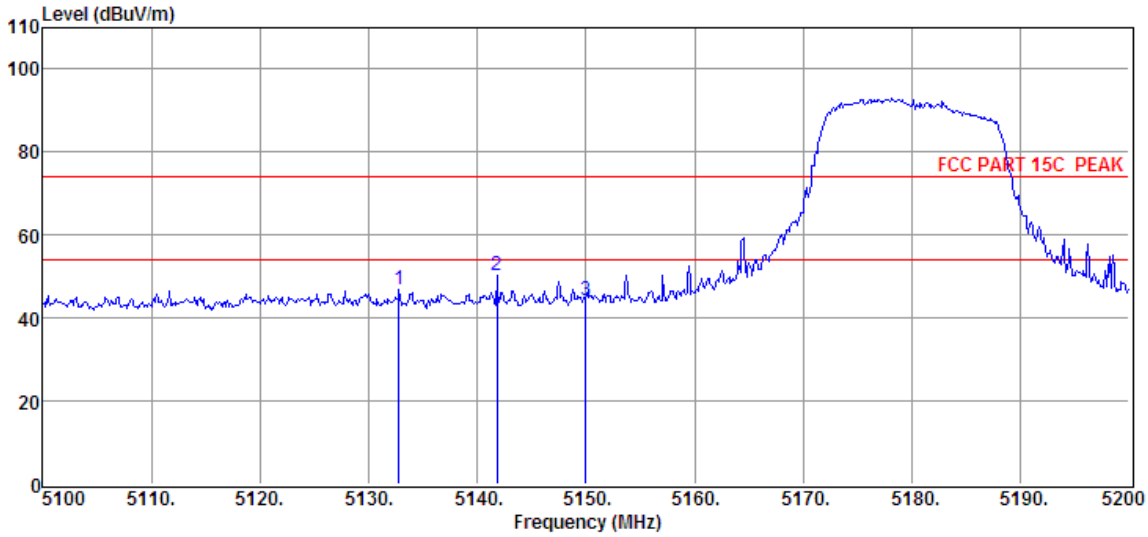


| Item (Mark) | Freq. (MHz) | Read Level (dBµV) | Antenna Factor (dB/m) | PRM Factor dB | Cable Loss dB | Result Level (dBµV/m) | Limit Line (dBµV/m) | Over Limit (dB) | Detector |
|---|---|---|---|---|---|---|---|---|---|
| 1 | 5132.80 | 33.34 | 33.98 | 29.34 | 8.80 | 46.78 | 74.00 | -27.22 | Peak |
| 2 | 5141.80 | 36.63 | 33.99 | 29.33 | 8.84 | 50.13 | 74.00 | -23.87 | Peak |
| 3 | 5150.00 | 30.84 | 34.01 | 29.33 | 8.84 | 44.36 | 74.00 | -29.64 | Peak |

Note: 1. Result Level = Read Level + Antenna Factor + Cable loss - PRM Factor.
2. If Peak Result complies with AV limit, AV Result is deemed to comply with AV limit.
3. Test setup: RBW: 1 MHz, VBW: 3 MHz, Sweep time: auto.


*This report shall not be reproduced except in full, without the written approval of UL Verification Services (Guangzhou) Co., Ltd, Song Shan Lake Branch.*

**RESTRICTED BANDEDGE (HIGH CHANNEL, HORIZONTAL)**

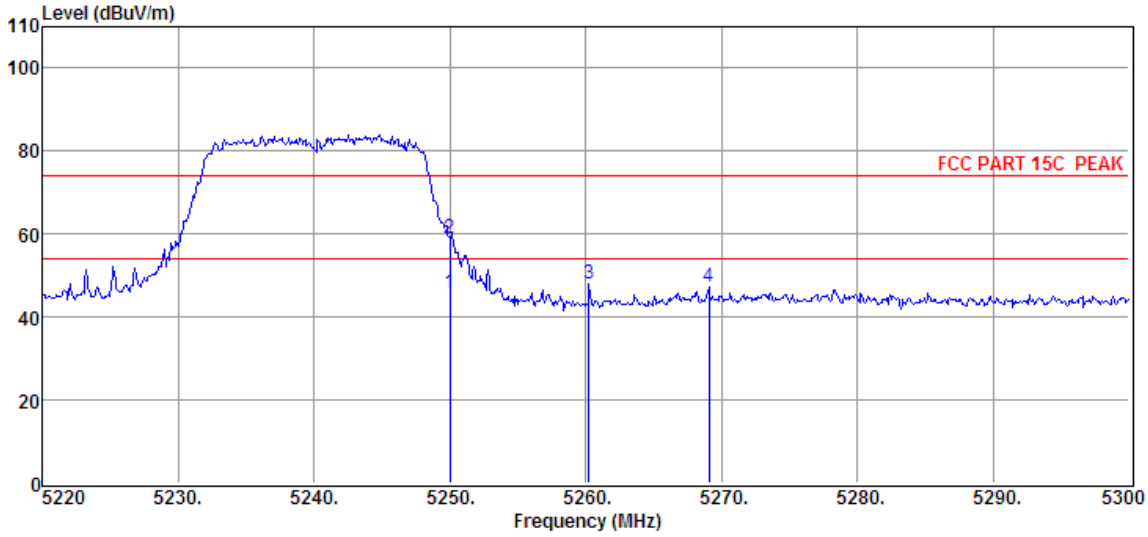


| Item (Mark) | Freq. (MHz) | Read Level (dBµV) | Antenna Factor (dB/m) | PRM Factor dB | Cable Loss dB | Result Level (dBµV/m) | Limit Line (dBµV/m) | Over Limit (dB) | Detector |
|---|---|---|---|---|---|---|---|---|---|
| 1 | 5250.00 | 32.05 | 34.21 | 29.32 | 8.93 | 45.87 | 54.00 | -8.13 | Average |
| 2 | 5250.00 | 45.09 | 34.21 | 29.32 | 8.93 | 58.91 | 74.00 | -15.09 | Peak |
| 3 | 5260.24 | 34.23 | 34.23 | 29.32 | 8.93 | 48.07 | 74.00 | -25.93 | Peak |
| 4 | 5269.04 | 33.49 | 34.25 | 29.32 | 8.96 | 47.38 | 74.00 | -26.62 | Peak |

Note: 1. Result Level = Read Level + Antenna Factor + Cable loss - PRM Factor.
2. If Peak Result complies with AV limit, AV Result is deemed to comply with AV limit.
3. Test setup: RBW: 1 MHz, VBW: 3 MHz, Sweep time: auto.


*This report shall not be reproduced except in full, without the written approval of UL Verification Services (Guangzhou) Co., Ltd, Song Shan Lake Branch.*

**RESTRICTED BANDEDGE (LOW CHANNEL, VERTICAL)**

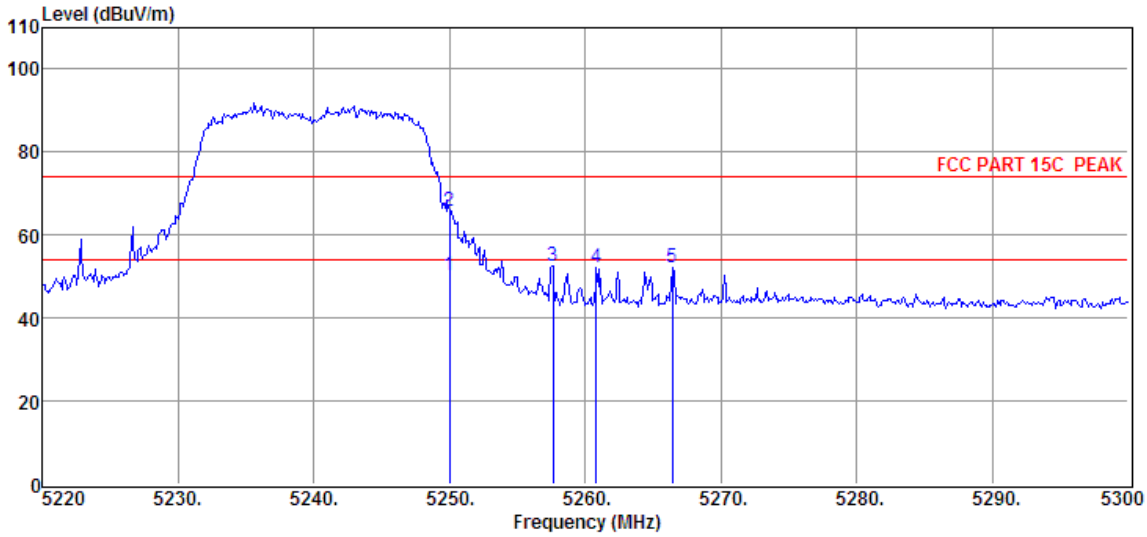


| Item (Mark) | Freq. (MHz) | Read Level (dBµV) | Antenna Factor (dB/m) | PRM Factor dB | Cable Loss dB | Result Level (dBµV/m) | Limit Line (dBµV/m) | Over Limit (dB) | Detector |
|---|---|---|---|---|---|---|---|---|---|
| 1 | 5250.00 | 36.48 | 34.21 | 29.32 | 8.93 | 50.30 | 54.00 | -3.70 | Average |
| 2 | 5250.00 | 51.93 | 34.21 | 29.32 | 8.93 | 65.75 | 74.00 | -8.25 | Peak |
| 3 | 5257.60 | 38.53 | 34.23 | 29.32 | 8.93 | 52.37 | 74.00 | -21.63 | Peak |
| 4 | 5260.80 | 38.26 | 34.23 | 29.32 | 8.93 | 52.10 | 74.00 | -21.90 | Peak |
| 5 | 5266.40 | 38.11 | 34.24 | 29.32 | 8.96 | 51.99 | 74.00 | -22.01 | Peak |

Note: 1. Result Level = Read Level + Antenna Factor + Cable loss - PRM Factor.
2. If Peak Result complies with AV limit, AV Result is deemed to comply with AV limit.
3. Test setup: RBW: 1 MHz, VBW: 3 MHz, Sweep time: auto.


*This report shall not be reproduced except in full, without the written approval of UL Verification Services (Guangzhou) Co., Ltd, Song Shan Lake Branch.*

### 7.2.1.2. UNII-2A BAND

**RESTRICTED BANDEDGE (LOW CHANNEL, HORIZONTAL)**

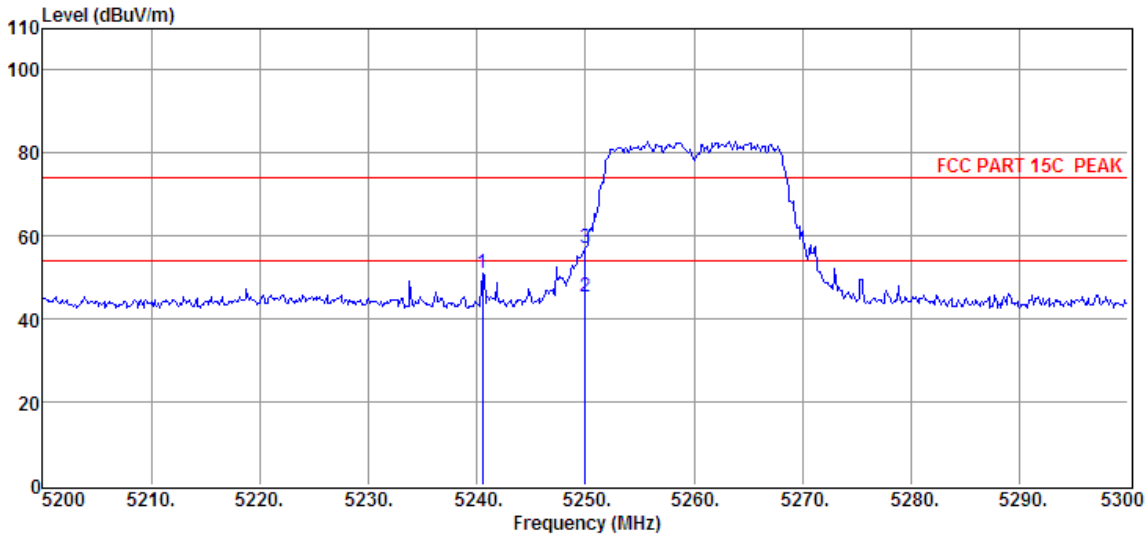


| Item (Mark) | Freq. (MHz) | Read Level (dBµV) | Antenna Factor (dB/m) | PRM Factor dB | Cable Loss dB | Result Level (dBµV/m) | Limit Line (dBµV/m) | Over Limit (dB) | Detector |
|---|---|---|---|---|---|---|---|---|---|
| 1 | 5240.50 | 37.17 | 34.19 | 29.32 | 8.93 | 50.97 | 74.00 | -23.03 | Peak |
| 2 | 5250.00 | 31.52 | 34.21 | 29.32 | 8.93 | 45.34 | 54.00 | -8.66 | Average |
| 3 | 5250.00 | 43.22 | 34.21 | 29.32 | 8.93 | 57.04 | 74.00 | -16.96 | Peak |

Note: 1. Result Level = Read Level + Antenna Factor + Cable loss - PRM Factor.
2. If Peak Result complies with AV limit, AV Result is deemed to comply with AV limit.
3. Test setup: RBW: 1 MHz, VBW: 3 MHz, Sweep time: auto.


*This report shall not be reproduced except in full, without the written approval of UL Verification Services (Guangzhou) Co., Ltd, Song Shan Lake Branch.*

**RESTRICTED BANDEDGE (LOW CHANNEL, VERTICAL)**

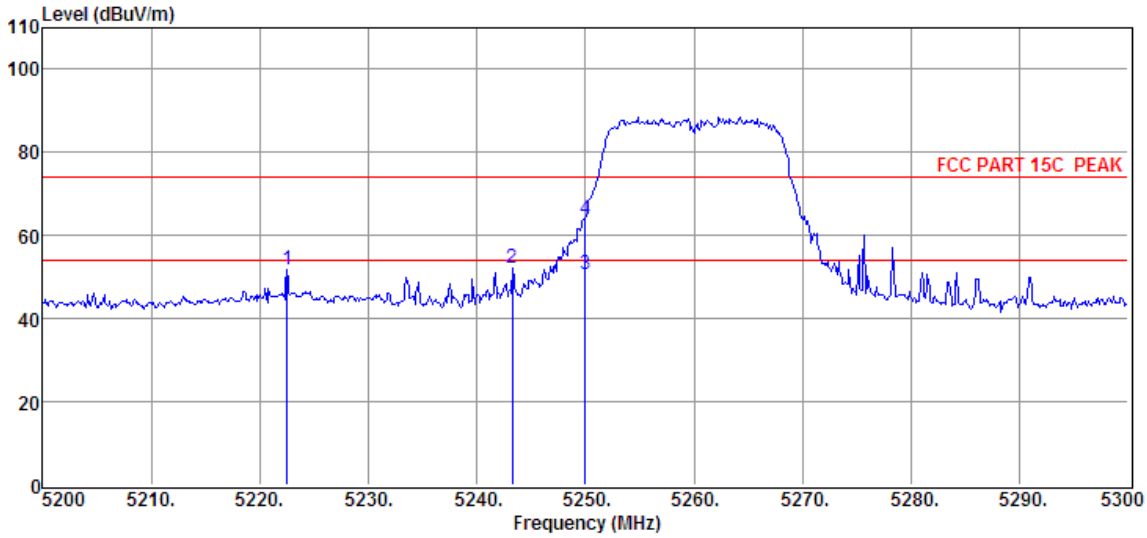


| Item (Mark) | Freq. (MHz) | Read Level (dBµV) | Antenna Factor (dB/m) | PRM Factor dB | Cable Loss dB | Result Level (dBµV/m) | Limit Line (dBµV/m) | Over Limit (dB) | Detector |
|---|---|---|---|---|---|---|---|---|---|
| 1 | 5222.50 | 37.95 | 34.16 | 29.32 | 8.91 | 51.70 | 74.00 | -22.30 | Peak |
| 2 | 5243.30 | 38.35 | 34.20 | 29.32 | 8.93 | 52.16 | 74.00 | -21.84 | Peak |
| 3 | 5250.00 | 36.71 | 34.21 | 29.32 | 8.93 | 50.53 | 54.00 | -3.47 | Average |
| 4 | 5250.00 | 50.19 | 34.21 | 29.32 | 8.93 | 64.01 | 74.00 | -9.99 | Peak |

Note: 1. Result Level = Read Level + Antenna Factor + Cable loss - PRM Factor.
2. If Peak Result complies with AV limit, AV Result is deemed to comply with AV limit.
3. Test setup: RBW: 1 MHz, VBW: 3 MHz, Sweep time: auto.


*This report shall not be reproduced except in full, without the written approval of UL Verification Services (Guangzhou) Co., Ltd, Song Shan Lake Branch.*

**RESTRICTED BANDEDGE (HIGH CHANNEL, HORIZONTAL)**

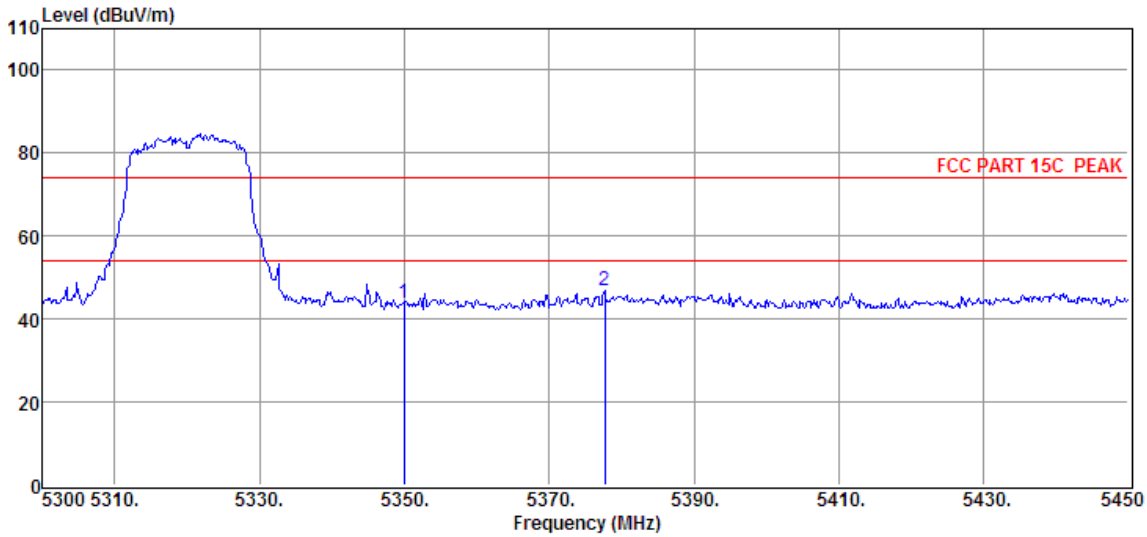


| Item (Mark) | Freq. (MHz) | Read Level (dBµV) | Antenna Factor (dB/m) | PRM Factor dB | Cable Loss dB | Result Level (dBµV/m) | Limit Line (dBµV/m) | Over Limit (dB) | Detector |
|---|---|---|---|---|---|---|---|---|---|
| 1 | 5349.95 | 29.89 | 34.41 | 29.30 | 9.03 | 44.03 | 74.00 | -29.97 | Peak |
| 2 | 5377.70 | 32.68 | 34.46 | 29.30 | 9.05 | 46.89 | 74.00 | -27.11 | Peak |

Note: 1. Result Level = Read Level + Antenna Factor + Cable loss - PRM Factor.
2. If Peak Result complies with AV limit, AV Result is deemed to comply with AV limit.
3. Test setup: RBW: 1 MHz, VBW: 3 MHz, Sweep time: auto.


*This report shall not be reproduced except in full, without the written approval of UL Verification Services (Guangzhou) Co., Ltd, Song Shan Lake Branch.*

**RESTRICTED BANDEDGE (LOW CHANNEL, VERTICAL)**

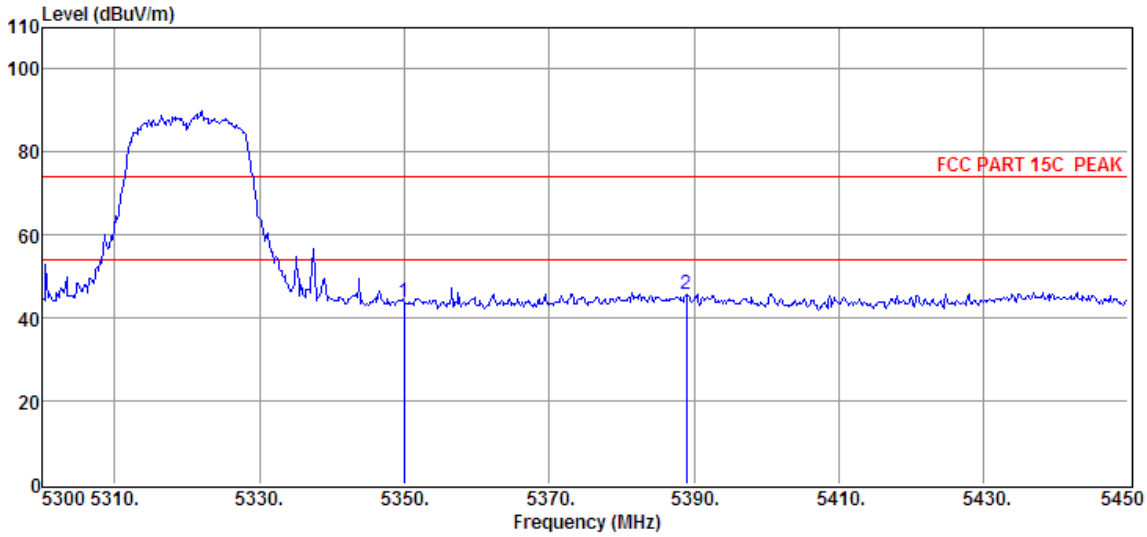


| Item (Mark) | Freq. (MHz) | Read Level (dBµV) | Antenna Factor (dB/m) | PRM Factor dB | Cable Loss dB | Result Level (dBµV/m) | Limit Line (dBµV/m) | Over Limit (dB) | Detector |
|---|---|---|---|---|---|---|---|---|---|
| 1 | 5349.95 | 29.70 | 34.41 | 29.30 | 9.03 | 43.84 | 74.00 | -30.16 | Peak |
| 2 | 5388.95 | 31.56 | 34.49 | 29.30 | 9.09 | 45.84 | 74.00 | -28.16 | Peak |

Note: 1. Result Level = Read Level + Antenna Factor + Cable loss - PRM Factor.
2. If Peak Result complies with AV limit, AV Result is deemed to comply with AV limit.
3. Test setup: RBW: 1 MHz, VBW: 3 MHz, Sweep time: auto.


*This report shall not be reproduced except in full, without the written approval of UL Verification Services (Guangzhou) Co., Ltd, Song Shan Lake Branch.*

### 7.2.1.3. UNII-2C BAND

**RESTRICTED BANDEDGE (LOW CHANNEL, HORIZONTAL)**

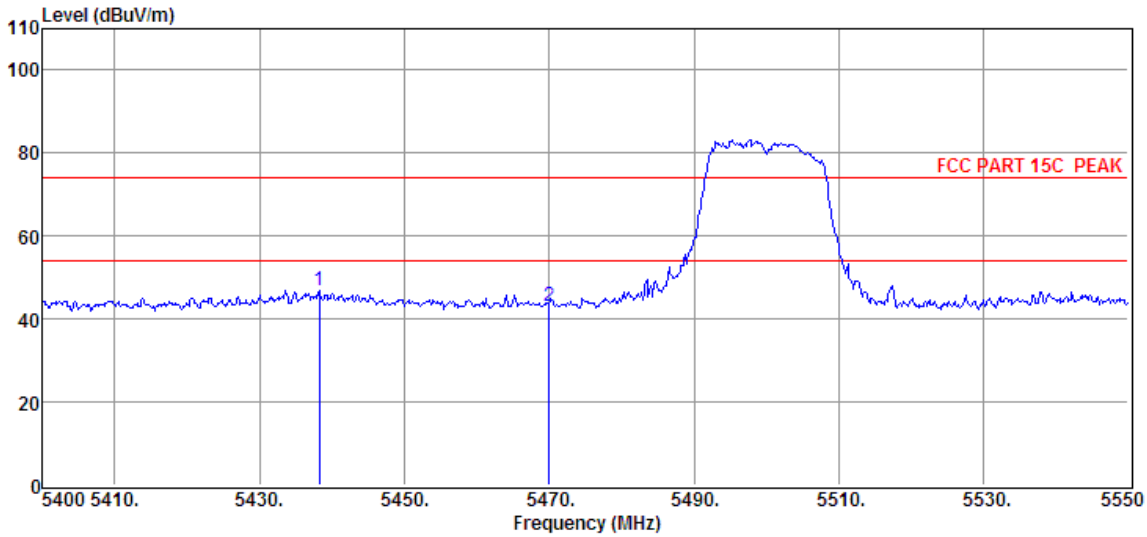


| Item (Mark) | Freq. (MHz) | Read Level (dBµV) | Antenna Factor (dB/m) | PRM Factor dB | Cable Loss dB | Result Level (dBµV/m) | Limit Line (dBµV/m) | Over Limit (dB) | Detector |
|---|---|---|---|---|---|---|---|---|---|
| 1 | 5438.25 | 32.59 | 34.58 | 29.28 | 9.14 | 47.03 | 74.00 | -26.97 | Peak |
| 2 | 5470.05 | 28.44 | 34.64 | 29.27 | 9.16 | 42.97 | 74.00 | -31.03 | Peak |

Note: 1. Result Level = Read Level + Antenna Factor + Cable loss - PRM Factor.
2. If Peak Result complies with AV limit, AV Result is deemed to comply with AV limit.
3. Test setup: RBW: 1 MHz, VBW: 3 MHz, Sweep time: auto.


*This report shall not be reproduced except in full, without the written approval of UL Verification Services (Guangzhou) Co., Ltd, Song Shan Lake Branch.*

**RESTRICTED BANDEDGE (LOW CHANNEL, VERTICAL)**

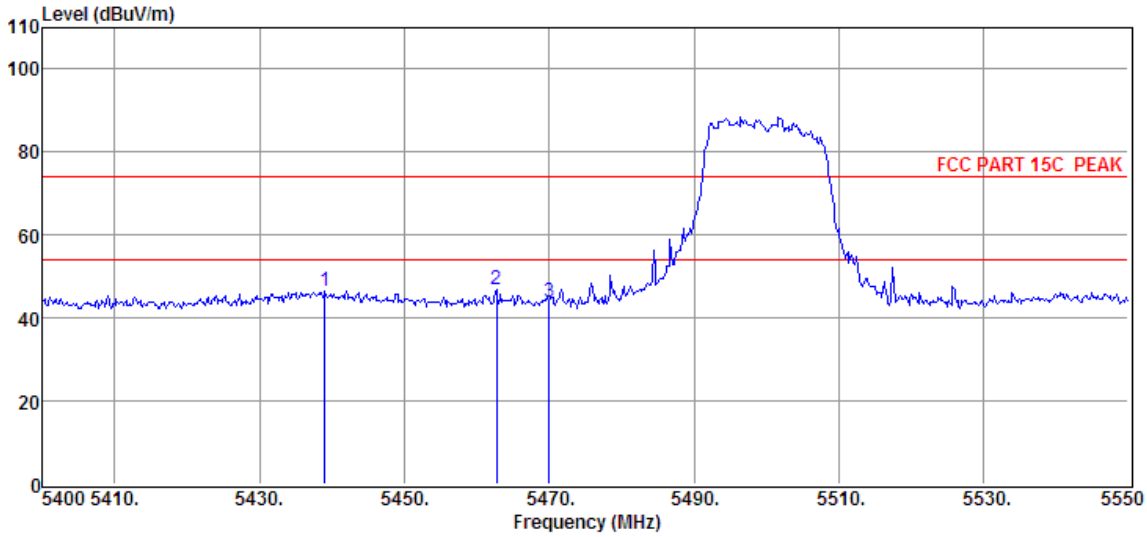


| Item (Mark) | Freq. (MHz) | Read Level (dBµV) | Antenna Factor (dB/m) | PRM Factor dB | Cable Loss dB | Result Level (dBµV/m) | Limit Line (dBµV/m) | Over Limit (dB) | Detector |
|---|---|---|---|---|---|---|---|---|---|
| 1 | 5439.00 | 32.00 | 34.58 | 29.28 | 9.14 | 46.44 | 74.00 | -27.56 | Peak |
| 2 | 5462.70 | 32.38 | 34.63 | 29.28 | 9.16 | 46.89 | 74.00 | -27.11 | Peak |
| 3 | 5470.05 | 29.14 | 34.64 | 29.27 | 9.16 | 43.67 | 74.00 | -30.33 | Peak |

Note: 1. Result Level = Read Level + Antenna Factor + Cable loss - PRM Factor.
2. If Peak Result complies with AV limit, AV Result is deemed to comply with AV limit.
3. Test setup: RBW: 1 MHz, VBW: 3 MHz, Sweep time: auto.


*This report shall not be reproduced except in full, without the written approval of UL Verification Services (Guangzhou) Co., Ltd, Song Shan Lake Branch.*

**RESTRICTED BANDEDGE (HIGH CHANNEL, HORIZONTAL)**

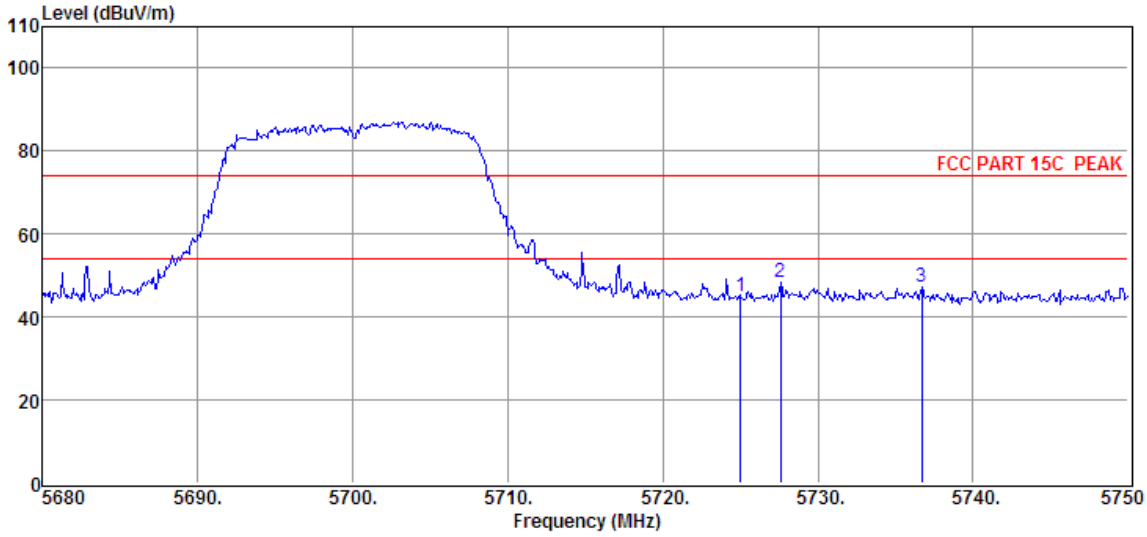


| Item (Mark) | Freq. (MHz) | Read Level (dBµV) | Antenna Factor (dB/m) | PRM Factor dB | Cable Loss dB | Result Level (dBµV/m) | Limit Line (dBµV/m) | Over Limit (dB) | Detector |
|---|---|---|---|---|---|---|---|---|---|
| 1 | 5725.01 | 29.97 | 34.84 | 29.22 | 9.41 | 45.00 | 74.00 | -29.00 | Peak |
| 2 | 5727.60 | 33.20 | 34.84 | 29.22 | 9.41 | 48.23 | 74.00 | -25.77 | Peak |
| 3 | 5736.70 | 32.04 | 34.85 | 29.21 | 9.43 | 47.11 | 74.00 | -26.89 | Peak |

Note: 1. Result Level = Read Level + Antenna Factor + Cable loss - PRM Factor.
2. If Peak Result complies with AV limit, AV Result is deemed to comply with AV limit.
3. Test setup: RBW: 1 MHz, VBW: 3 MHz, Sweep time: auto.


*This report shall not be reproduced except in full, without the written approval of UL Verification Services (Guangzhou) Co., Ltd, Song Shan Lake Branch.*

**RESTRICTED BANDEDGE (LOW CHANNEL, VERTICAL)**

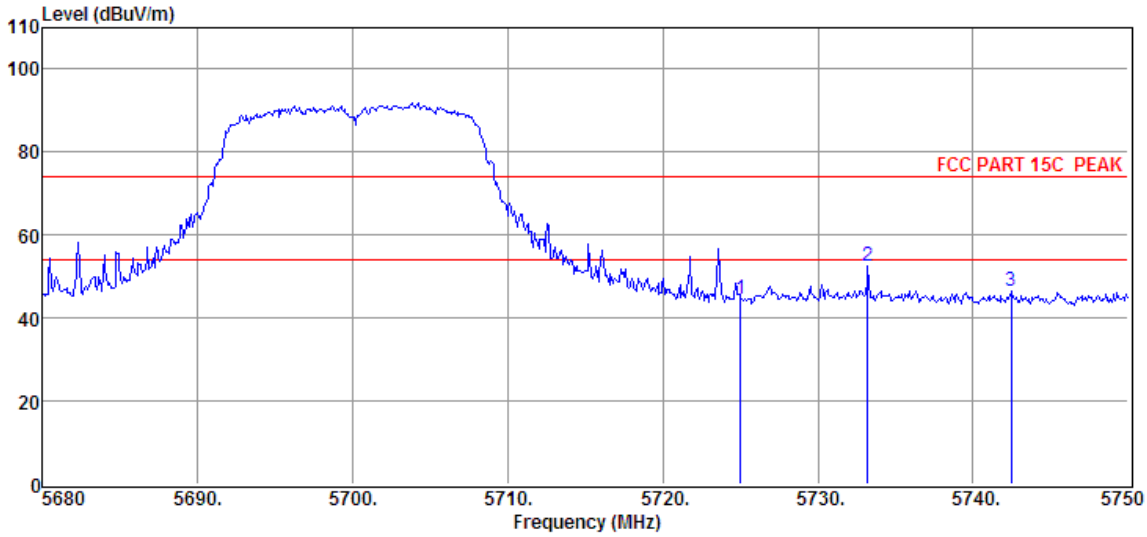


| Item (Mark) | Freq. (MHz) | Read Level (dBµV) | Antenna Factor (dB/m) | PRM Factor dB | Cable Loss dB | Result Level (dBµV/m) | Limit Line (dBµV/m) | Over Limit (dB) | Detector |
|---|---|---|---|---|---|---|---|---|---|
| 1 | 5725.01 | 29.71 | 34.84 | 29.22 | 9.41 | 44.74 | 74.00 | -29.26 | Peak |
| 2 | 5733.20 | 37.42 | 34.84 | 29.21 | 9.41 | 52.46 | 74.00 | -21.54 | Peak |
| 3 | 5742.44 | 31.32 | 34.85 | 29.21 | 9.43 | 46.39 | 74.00 | -27.61 | Peak |

Note: 1. Result Level = Read Level + Antenna Factor + Cable loss - PRM Factor.
2. If Peak Result complies with AV limit, AV Result is deemed to comply with AV limit.
3. Test setup: RBW: 1 MHz, VBW: 3 MHz, Sweep time: auto.


*This report shall not be reproduced except in full, without the written approval of UL Verification Services (Guangzhou) Co., Ltd, Song Shan Lake Branch.*