FCC Test Report

FCC ID	:	**COF-MS01PRO**
Equipment	:	**LTE SOM Module**
Brand Name	:	**USI**
Model Name	:	**MS-01 PRO, MS-01 PRO-V**
Applicant	:	**Universal Global Scientific Industrial Co., Ltd 141, Lane 351, Sec. 1, Taiping Road, Tsaotuen, Nantou 54261, Taiwan**
Manufacturer	:	**Universal Global Scientific Industrial Co., Ltd 141, Lane 351, Sec. 1, Taiping Road, Tsaotuen, Nantou 54261, Taiwan**
Standard	:	**47 CFR FCC Part 15.407**

The product was received on Mar. 04, 2019, and testing was started from Mar. 12, 2019 and completed on Mar. 15, 2019. We, SPORTON INTERNATIONAL INC. EMC & Wireless Communications Laboratory, would like to declare that the tested sample has been evaluated in accordance with the procedures given in ANSI C63.10-2013 and shown compliance with the applicable technical standards.

The report must not be used by the client to claim product certification, approval, or endorsement by TAF or any agency of government.

The test results in this report apply exclusively to the tested model / sample. Without written approval of SPORTON INTERNATIONAL INC. EMC & Wireless Communications Laboratory, the test report shall not be reproduced except in full.

Allen Lin

Approved by: Allen Lin

SPORTON INTERNATIONAL INC. EMC & Wireless Communications Laboratory

No. 52, Huaya 1st Rd., Guishan Dist., Taoyuan City, Taiwan (R.O.C.)

Table of Contents

HISTORY OF THIS TEST REPORT **3**

SUMMARY OF TEST RESULT **4**

1 GENERAL DESCRIPTION **5**

1.1 Information 5
1.2 Testing Applied Standards 8
1.3 Testing Location Information 8
1.4 Measurement Uncertainty 8

2 TEST CONFIGURATION OF EUT **9**

2.1 Test Condition 9
2.2 Test Channel Mode 9
2.3 The Worst Case Measurement Configuration 11
2.4 Support Equipment 12
2.5 Test Setup Diagram 13

3 TRANSMITTER TEST RESULT **15**

3.1 AC Power-line Conducted Emissions 15
3.2 Emission Bandwidth 16
3.3 Maximum Conducted Output Power 17
3.4 Peak Power Spectral Density 19
3.5 Unwanted Emissions 21
3.6 Test Equipment and Calibration Data 25

APPENDIX A. TEST RESULTS OF AC POWER-LINE CONDUCTED EMISSIONS

APPENDIX B. TEST RESULTS OF EMISSION BANDWIDTH

APPENDIX C. TEST RESULTS OF MAXIMUM CONDUCTED OUTPUT POWER

APPENDIX D. TEST RESULTS OF PEAK POWER SPECTRAL DENSITY

APPENDIX E. TEST RESULTS OF UNWANTED EMISSIONS

APPENDIX F. TEST PHOTOS

PHOTOGRAPHS OF EUT V01

History of this test report

Report No.	Version	Description	Issued Date
FR922713AN	01	Initial issue of report	Apr. 25, 2019

Summary of Test Result

Report Clause	Ref. Std. Clause	Test Items	Result (PASS/FAIL)	Remark
1.1.2	15.203	Antenna Requirement	PASS	-
3.1	15.207	AC Power-line Conducted Emissions	PASS	-
3.2	15.407(a)	Emission Bandwidth	PASS	-
3.3	15.407(a)	Maximum Conducted Output Power	PASS	-
3.4	15.407(a)	Peak Power Spectral Density	PASS	-
3.5	15.407(b)	Unwanted Emissions	PASS	-

Declaration of Conformity:
The test results with all measurement uncertainty excluded are presented in accordance with the regulation limits or requirements declared by manufacturers.
Comments and explanations:
None

Reviewed by: Jackson Tsai

Report Producer: Jenny Yang

1 General Description

1.1 Information

1.1.1 RF General Information

Frequency Range (MHz)	IEEE Std. 802.11	Ch. Frequency (MHz)	Channel Number
5150-5250	a, n (HT20), ac (VHT20)	5180-5240	36-48 [4]
5250-5350		5260-5320	52-64 [4]
5470-5725		5500-5700	100-140 [8]
Straddle 5720		5720	144 [1]
5725-5850		5745-5825	149-165 [5]
5150-5250	n (HT40), ac (VHT40)	5190-5230	38-46 [2]
5250-5350		5270-5310	54-62 [2]
5470-5725		5510-5670	102-134 [3]
Straddle 5710		5710	142 [1]
5725-5850		5755-5795	151-159 [2]
5150-5250	ac (VHT80)	5210	42 [1]
5250-5350		5290	58 [1]
5470-5725		5530	106 [1]
Straddle 5690		5690	138 [1]
5725-5850		5775	155 [1]

Band	Mode	BWch (MHz)	Nant
5.15-5.25GHz	802.11a	20	2TX
5.25-5.35GHz	802.11a	20	2TX
5.47-5.725GHz	802.11a	20	2TX
5.725-5.85GHz	802.11a	20	2TX
5.15-5.25GHz	802.11ac VHT20	20	2TX
5.25-5.35GHz	802.11ac VHT20	20	2TX
5.47-5.725GHz	802.11ac VHT20	20	2TX
5.725-5.85GHz	802.11ac VHT20	20	2TX
5.15-5.25GHz	802.11ac VHT40	40	2TX
5.25-5.35GHz	802.11ac VHT40	40	2TX
5.47-5.725GHz	802.11ac VHT40	40	2TX
5.725-5.85GHz	802.11ac VHT40	40	2TX
5.15-5.25GHz	802.11ac VHT80	80	2TX

Band	Mode	BWch (MHz)	Nant
5.25-5.35GHz	802.11ac VHT80	80	2TX
5.47-5.725GHz	802.11ac VHT80	80	2TX
5.725-5.85GHz	802.11ac VHT80	80	2TX

Note:
- 11a, HT20 and HT40 use a combination of OFDM-BPSK, QPSK, 16QAM, 64QAM modulation.
- VHT20, VHT40, VHT80 use a combination of OFDM-BPSK, QPSK, 16QAM, 64QAM, 256QAM modulation.
- BWch is the nominal channel bandwidth.

1.1.2 Antenna Information

Ant.	Brand	Model Name	Antenna Type	Connector
1	Aristotle	RFA-25-C2H1-70-250A1	Dipole antenna	mini murata
2	Aristotle	RFA-25-C2H1-70-250A1	Dipole antenna	mini murata

Ant.	Port	Gain (dBi)		
		2.4G	5G	BT
1	1	1.44	2.16	1.44
2	2	1.44	2.16	-

Note 1: The EUT has two antennas.

Note 2: The antenna mentioned above will not be sold with the EUT in the market.

For 2.4GHz function:

For IEEE 802.11 b/g/n mode (2TX/2RX)

Ant. 1 (port 1) and Ant. 2 (port 2) could transmit/receive simultaneously.

For BT function:

For IEEE 802.15.1 Bluetooth mode (1TX/1RX)

Only Ant. 1 (port 1) can be used as transmitting/receiving antenna.

For 5GHz function:

For IEEE 802.11 a/n/ac mode (2TX/2RX)

Ant. 1 (port 1) and Ant. 2 (port 2) could transmit/receive simultaneously.

1.1.3 EUT Information

Operational Condition				
EUT Power Type	From AC Adapter			
EUT Function	☐	Outdoor	☐	Indoor
	☐	Fixed P2P	☒	Client
Beamforming Function	☐	With beamforming	☒	Without beamforming
TPC Function	☒	With TPC Function	☐	Without TPC Function
Weather Band	☐	With 5600~5650MHz	☒	Without 5600~5650MHz

Type of EUT		
☒	Stand-alone	
☐	Combined (EUT where the radio part is fully integrated within another device)	
	Combined Equipment - Brand Name / Model No.:	…
☐	Plug-in radio (EUT intended for a variety of host systems)	
	Host System - Brand Name / Model No.:	…
☐	Other:	

1.1.4 Mode Test Duty Cycle

Mode	DC	DCF(dB)	T(s)	VBW(Hz) ≥ 1/T
802.11a	0.945	0.246	2.029m	1k
802.11ac VHT20	0.939	0.273	1.901m	1k
802.11ac VHT40	0.889	0.511	930u	3k
802.11ac VHT80	0.786	1.046	450u	3k

Note. If DC < 0.98, the DCF was added while measuring Output power and PSD.

1.1.5 Table for Multiple Listing

Model Name	Firmware Version	WWAN Voice Function	Description
MS-01 PRO	sdm660_64-userdebug 9 MS01Pro-P-DO-V1.00	X	The difference is WWAN voice function and firmware version, and firmware version does not affect RF function.
MS-01 PRO-V	sdm660_64-userdebug 9 MS01Pro-P-V1.00	V	

Note: Only “MS-01 PRO” configuration was measured during the test.

1.2 Testing Applied Standards

According to the specifications of the manufacturer, the EUT must comply with the requirements of the following standards:

- 47 CFR FCC Part 15
- ANSI C63.10-2013
- KDB 789033 D02 v02r01
- KDB 662911 D01 v02r01

1.3 Testing Location Information

Testing Location						
☒	HWA YA	ADD	:	No. 52, Huaya 1st Rd., Guishan Dist., Taoyuan City, Taiwan (R.O.C.)		
		TEL	:	886-3-327-3456	FAX :	886-3-327-0973
Test site Designation No. TW1190 with FCC.						
☐	JHUBEI	ADD	:	No.8, Ln. 724, Bo'ai St., Zhubei City, Hsinchu County, Taiwan (R.O.C.)		
		TEL	:	886-3-656-9065	FAX :	886-3-656-9085
Test site Designation No. TW0006 with FCC.						

Test Condition	Test Site No.	Test Engineer	Test Environment	Test Date
AC Conduction	CO04-HY	Lego	22.1~23.6°C / 57.6~58.4%	13/Mar/2019
RF Conducted	TH06-HY	Clara	20.8~22.6°C / 59.5~61.7%	13/Mar/2019~ 15/Mar/2019
Radiated	03CH02-HY	Lego	20.3~22.8°C / 60.1~65.3%	12/Mar/2019~ 14/Mar/2019

1.4 Measurement Uncertainty

ISO/IEC 17025 requires that an estimate of the measurement uncertainties associated with the emissions test results be included in the report. The measurement uncertainties given below are based on a 95% confidence level (based on a coverage factor (k=2)

Test Items	Uncertainty	Remark
Conducted Emission (150kHz ~ 30MHz)	3.54 dB	Confidence levels of 95%
Radiated Emission (9kHz ~ 30MHz)	1.6 dB	Confidence levels of 95%
Radiated Emission (30MHz ~ 1,000MHz)	4.3 dB	Confidence levels of 95%
Radiated Emission (1GHz ~ 18GHz)	3.9 dB	Confidence levels of 95%
Radiated Emission (18GHz ~ 40GHz)	3.5 dB	Confidence levels of 95%
Conducted Emission	1.3 dB	Confidence levels of 95%
Temperature	0.7 °C	Confidence levels of 95%
Humidity	4 %	Confidence levels of 95%

2 Test Configuration of EUT

2.1 Test Condition

Condition Item	Abbreviation/Remark	Remark
RF Conducted	Abbreviation	Remark
TnomVnom	Tnom	20°C
-	Vnom	120V

2.2 Test Channel Mode

Test Software Version	QRCT v3.0.297.0

Mode	Power Setting
802.11a_Nss1,(6Mbps)_2TX	-
5180MHz	18
5200MHz	18
5240MHz	18
5260MHz	18
5300MHz	18
5320MHz	18
5500MHz	18
5580MHz	18
5700MHz	18
5720MHz Straddle 5.47-5.725GHz	19
5720MHz Straddle 5.725-5.85GHz	19
5745MHz	18
5785MHz	17.5
5825MHz	18
802.11ac VHT20_Nss1,(MCS0)_2TX	-
5180MHz	17
5200MHz	17
5240MHz	17
5260MHz	17
5300MHz	17.5
5320MHz	17.5
5500MHz	17.5

Mode	Power Setting
5580MHz	17.5
5700MHz	17
5720MHz Straddle 5.47-5.725GHz	17.5
5720MHz Straddle 5.725-5.85GHz	17.5
5745MHz	17
5785MHz	17
5825MHz	17
802.11ac VHT40_Nss1,(MCS0)_2TX	-
5190MHz	17
5230MHz	16.5
5270MHz	17
5310MHz	17
5510MHz	17
5550MHz	17
5670MHz	17
5710MHz Straddle 5.47-5.725GHz	16
5710MHz Straddle 5.725-5.85GHz	16
5755MHz	16.5
5795MHz	16.5
802.11ac VHT80_Nss1,(MCS0)_2TX	-
5210MHz	16.5
5290MHz	16.5
5530MHz	16.5
5690MHz Straddle 5.47-5.725GHz	16
5690MHz Straddle 5.725-5.85GHz	16
5775MHz	16

2.3 The Worst Case Measurement Configuration

The Worst Case Mode for Following Conformance Tests	
Tests Item	AC power-line conducted emissions
Condition	AC power-line conducted measurement for line and neutral
Operating Mode	CTX
1	Adapter mode

The Worst Case Mode for Following Conformance Tests	
Tests Item	Emission Bandwidth Maximum Conducted Output Power Peak Power Spectral Density
Test Condition	Conducted measurement at transmit chains

The Worst Case Mode for Following Conformance Tests	
Tests Item	Unwanted Emissions
Test Condition	Radiated measurement If EUT consist of multiple antenna assembly (multiple antenna are used in EUT regardless of spatial multiplexing MIMO configuration), the radiated test should be performed with highest antenna gain of each antenna type.
Operating Mode < 1GHz	CTX
1	Adapter mode
Operating Mode > 1GHz	CTX
Orthogonal Planes of EUT	**Z Plane**
Worst Planes of EUT	V

The Worst Case Mode for Following Conformance Tests	
Tests Item	Simultaneous Transmission Analysis
Operating Mode	CTX
1	Bluetooth+WLAN 2.4GHz
2	Bluetooth+WLAN 5GHz
Refer to Sporton Test Report No.: FA922713 for Co-location RF Exposure Evaluation.	

2.4 Support Equipment

Support Equipment – AC Conduction				
No.	**Equipment**	**Brand Name**	**Model Name**	**FCC ID**
1	AC Adapter	FUJITSU	US-05	-
2	Test Fixture	-	-	-

Note: Support equipment No.1 & 2 were provided by customer.

Support Equipment – RF Conducted				
No.	**Equipment**	**Brand Name**	**Model Name**	**FCC ID**
1	Notebook	DELL	E5410	DoC
2	Adapter for NB	DELL	HA65NM130	DoC
3	AC Power Source	GW	APS-9102	-
4	Test Fixture	-	-	-

Note: Support equipment No.4 was provided by customer.

Support Equipment – Radiated Emission				
No.	**Equipment**	**Brand Name**	**Model Name**	**FCC ID**
1	AC Adapter	FUJITSU	US-05	-
2	Test Fixture	-	-	-

Note: Support equipment No.1 & 2 were provided by customer.

2.5 Test Setup Diagram

Test Setup Diagram – AC Line Conducted Emission Test

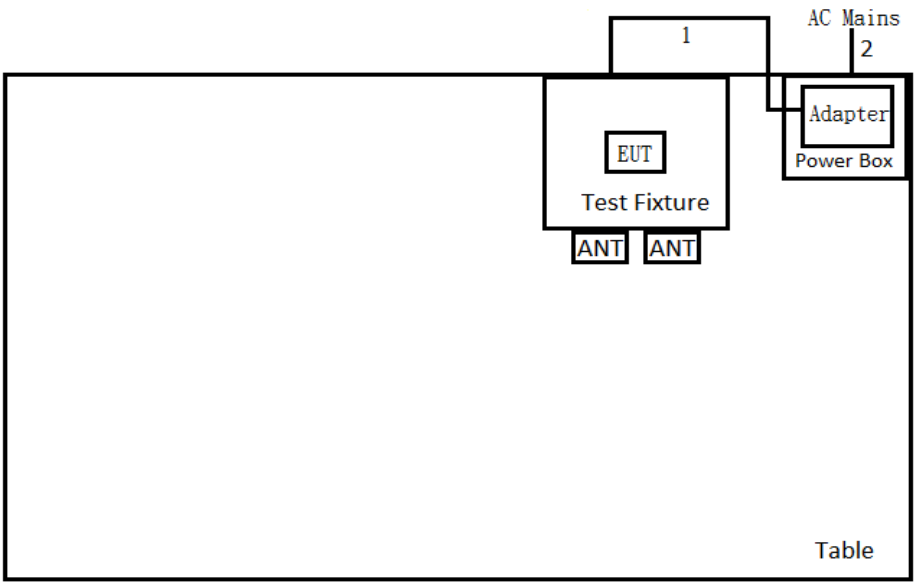

Item	Connection	Shielded	Length(m)	Remark
1	DC Power line	No	2.0	-
2	AC Power line	No	1.5	-

Test Setup Diagram - Radiated Test

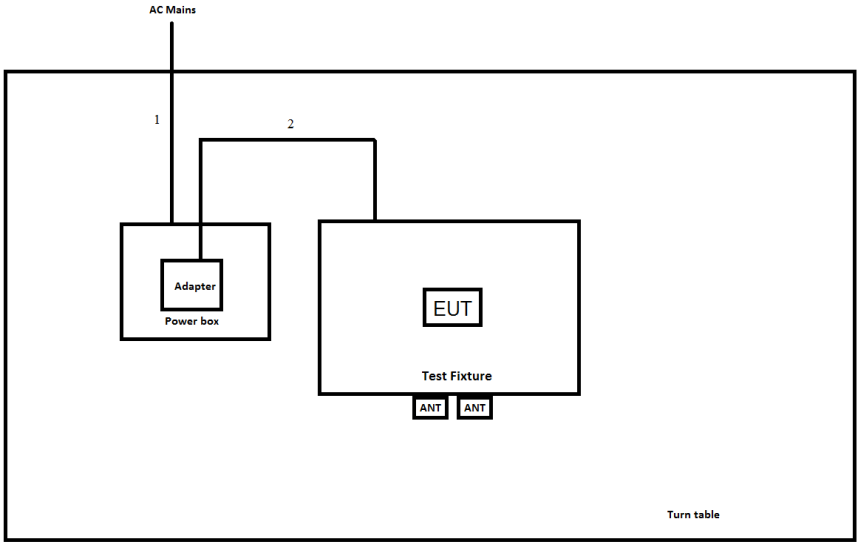

Item	Connection	Shielded	Length(m)	Remark
1	AC Power line	No	1.5	-
2	DC Power line	No	2.0	-

3 Transmitter Test Result

3.1 AC Power-line Conducted Emissions

3.1.1 AC Power-line Conducted Emissions Limit

AC Power-line Conducted Emissions Limit		
Frequency Emission (MHz)	**Quasi-Peak**	**Average**
0.15-0.5	66 - 56 *	56 - 46 *
0.5-5	56	46
5-30	60	50
Note 1: * Decreases with the logarithm of the frequency.		

3.1.2 Measuring Instruments

Refer a test equipment and calibration data table in this test report.

3.1.3 Test Procedures

Test Method
☒ Refer as ANSI C63.10-2013, clause 6.2 for AC power-line conducted emissions.

3.1.4 Test Setup

AC Power-line Conducted Emissions

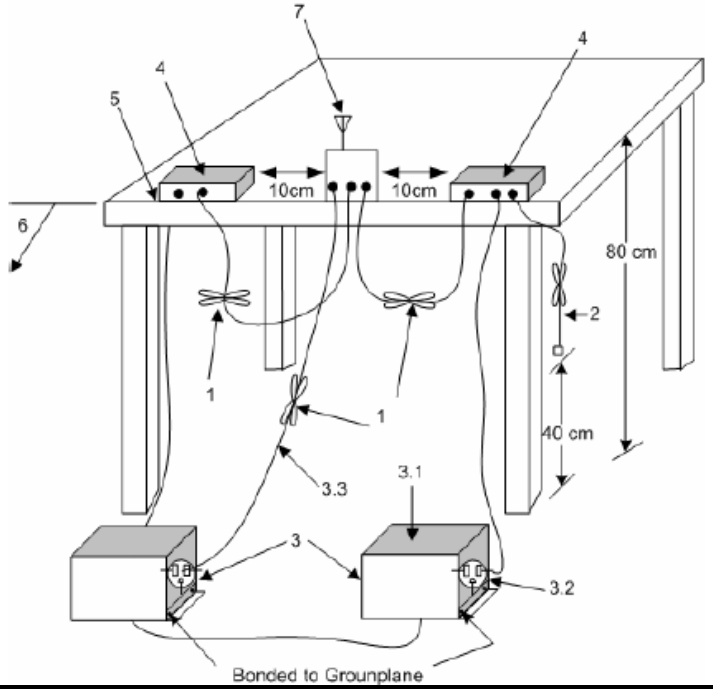

3.1.5 Test Result of AC Power-line Conducted Emissions

Refer as Appendix A

3.2 Emission Bandwidth

3.2.1 Emission Bandwidth Limit

Emission Bandwidth Limit
UNII Devices
☒ For the 5.15-5.25 GHz band, N/A
☒ For the 5.25-5.35 GHz band, N/A
☒ For the 5.47-5.725 GHz band, N/A
☒ For the 5.725-5.85 GHz band, 6 dB emission bandwidth ≥ 500kHz.

3.2.2 Measuring Instruments

Refer a test equipment and calibration data table in this test report.

3.2.3 Test Procedures

Test Method	
▪ For the emission bandwidth shall be measured using one of the options below:	
	☒ Refer as KDB 789033, clause C for EBW and clause D for OBW measurement.
	☐ Refer as ANSI C63.10, clause 6.9.3 for occupied bandwidth testing.
	☐ Refer as IC RSS-Gen, clause 6.7 for bandwidth testing.

3.2.4 Test Setup

Emission Bandwidth
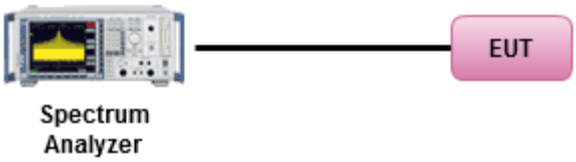

3.2.5 Test Result of Emission Bandwidth

Refer as Appendix B

3.3 Maximum Conducted Output Power

3.3.1 Maximum Conducted Output Power Limit

Maximum Conducted Output Power Limit	
UNII Devices	
☒	For the 5.15-5.25 GHz band:
	▪ Outdoor AP: the maximum conducted output power (P_{Out}) shall not exceed the lesser of 1 W. If G_{TX} > 6 dBi, then P_{Out} = 30 – (G_{TX} – 6). e.i.r.p. at any elevation angle above 30 degrees ≤ 125mW [21dBm]
	▪ Indoor AP: the maximum conducted output power (P_{Out}) shall not exceed the lesser of 1 W. If G_{TX} > 6 dBi, then P_{Out} = 30 – (G_{TX} – 6)
	▪ Point-to-point AP: the maximum conducted output power (P_{Out}) shall not exceed the lesser of 1 W If G_{TX} > 23 dBi, then P_{Out} = 30 – (G_{TX} – 23).
	▪ Mobile or Portable Client: the maximum conducted output power (P_{Out}) shall not exceed the lesser of 250 mW. If G_{TX} > 6 dBi, then P_{Out} = 24 – (G_{TX} – 6).
☒	For the 5.25-5.35 GHz band, the maximum conducted output power (P_{Out}) shall not exceed the lesser of 250 mW or 11 dBm + 10 log B, where B is the 26 dB emission bandwidth in MHz. If G_{TX} > 6 dBi, then P_{Out} = 24 – (G_{TX} – 6).
☒	For the 5.47-5.725 GHz band, the maximum conducted output power (P_{Out}) shall not exceed the lesser of 250 mW or 11 dBm + 10 log B, where B is the 26 dB emission bandwidth in MHz. If G_{TX} > 6 dBi, then P_{Out} = 24 – (G_{TX} – 6).
☒	For the 5.725-5.85 GHz band:
	▪ Point-to-multipoint systems (P2M): the maximum conducted output power (P_{Out}) shall not exceed the lesser of 1 W. If G_{TX} > 6 dBi, then P_{Out} = 30 – (G_{TX} – 6).
	▪ Point-to-point systems (P2P): the maximum conducted output power (P_{Out}) shall not exceed the lesser of 1 W.
P_{Out} = maximum conducted output power in dBm, **G_{TX}** = the maximum transmitting antenna directional gain in dBi.	

3.3.2 Measuring Instruments

Refer a test equipment and calibration data table in this test report.

3.3.3 Test Procedures

Test Method	
▪ Maximum Conducted Output Power	
	Duty cycle ≥ 98%
	☒ Refer as KDB 789033, clause E Method SA-2 (spectral trace averaging).
	Duty cycle < 98%
	☐ Refer as KDB 789033, clause E Method SA-2 Alt. (RMS detection with slow sweep speed)
	Wideband RF power meter and average over on/off periods with duty factor
	☒ Refer as KDB 789033, clause E Method PM (using an RF average power meter).
▪ For conducted measurement.	
	▪ If the EUT supports multiple transmit chains using options given below: Refer as KDB 662911, In-band power measurements. Using the measure-and-sum approach, measured all transmit ports individually. Sum the power (in linear power units e.g., mW) of all ports for each individual sample and save them.
	▪ If multiple transmit chains, EIRP calculation could be following as methods: $P_{total} = P_1 + P_2 + \ldots + P_n$ (calculated in linear unit [mW] and transfer to log unit [dBm]) $EIRP_{total} = P_{total} + DG$

3.3.4 Test Setup

RF Output Power (Spectrum Analyzer)

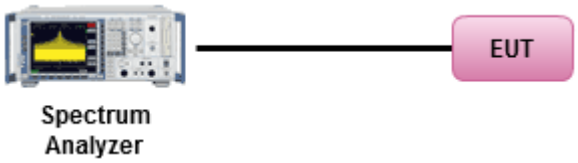

RF Output Power (Power Meter)

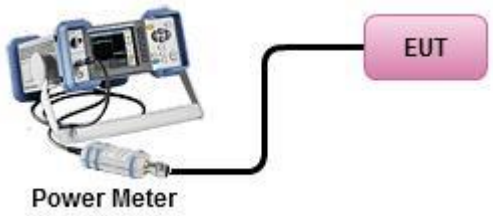

3.3.5 Test Result of Maximum Conducted Output Power

Refer as Appendix C

3.4 Peak Power Spectral Density

3.4.1 Peak Power Spectral Density Limit

Peak Power Spectral Density Limit	
UNII Devices	
☒	For the 5.15-5.25 GHz band:
	▪ Outdoor AP: the peak power spectral density (PPSD) shall not exceed the lesser of 17dBm/MHz. If G_{TX} > 6 dBi, then P_{Out} = 17 – (G_{TX} – 6).
	▪ Indoor AP: the peak power spectral density (PPSD) shall not exceed the lesser of 17dBm/MHz. If G_{TX} > 6 dBi, then P_{Out} = 17 – (G_{TX} – 6).
	▪ Point-to-point AP: the peak power spectral density (PPSD) shall not exceed the lesser of 17dBm/MHz. If G_{TX} > 23 dBi, then P_{Out} = 17 – (G_{TX} – 23).
	▪ Mobile or Portable Client: the peak power spectral density (PPSD) ≤ 11 dBm/MHz. If G_{TX} > 6 dBi, then PPSD= 11 – (G_{TX} – 6)..
☒	For the 5.25-5.35 GHz band, the peak power spectral density (PPSD) ≤ 11 dBm/MHz. If G_{TX} > 6 dBi, then PPSD= 11 – (G_{TX} – 6).
☒	For the 5.47-5.725 GHz band, the peak power spectral density (PPSD) ≤ 11 dBm/MHz. If G_{TX} > 6 dBi, then PPSD= 11 – (G_{TX} – 6).
☒	For the 5.725-5.85 GHz band:
	▪ Point-to-multipoint systems (P2M): the peak power spectral density (PPSD) ≤ 30 dBm/500kHz. If G_{TX} > 6 dBi, then PPSD= 30 – (G_{TX} – 6).
	▪ Point-to-point systems (P2P): the peak power spectral density (PPSD) ≤ 30 dBm/500kHz.
PPSD = peak power spectral density that he same method as used to determine the conducted output power shall be used to determine the power spectral density. And power spectral density in dBm/MHz **G_{TX}** = the maximum transmitting antenna directional gain in dBi.	

3.4.2 Measuring Instruments

Refer a test equipment and calibration data table in this test report.

3.4.3 Test Procedures

Test Method		
▪ Peak power spectral density procedures that the same method as used to determine the conducted output power shall be used to determine the peak power spectral density and use the peak search function on the spectrum analyzer to find the peak of the spectrum. For the peak power spectral density shall be measured using below options:		
	☐ Refer as KDB 789033, F)5) power spectral density can be measured using resolution bandwidths < 1 MHz provided that the results are integrated over 1 MHz bandwidth	
	Duty cycle ≥ 98%	
	☐ Refer as KDB 789033, clause E Method SA-2 (spectral trace averaging).	
	Duty cycle < 98%	
	☒ Refer as KDB 789033, clause E Method SA-2 Alt. (RMS detection with slow sweep speed)	
▪ For conducted measurement.		
	▪ If the EUT supports multiple transmit chains using options given below:	
		▪ Measure and sum the spectra across the outputs. Refer as KDB 662911, In-band power spectral density (PSD). Sample all transmit ports simultaneously using a spectrum analyzer for each transmit port. Where the trace bin-by-bin of each transmit port summing can be performed. (i.e., in the first spectral bin of output 1 is summed with that in the first spectral bin of output 2 and that from the first spectral bin of output 3, and so on up to the NTX output to obtain the value for the first frequency bin of the summed spectrum.). Add up the amplitude (power) values for the different transmit chains and use this as the new data trace.
	▪	If multiple transmit chains, EIRP PPSD calculation could be following as methods: $PPSD_{total} = PPSD_1 + PPSD_2 + \ldots + PPSD_n$ (calculated in linear unit [mW] and transfer to log unit [dBm]) $EIRP_{total} = PPSD_{total} + DG$

3.4.4 Test Setup

Power Spectral Density


3.4.5 Test Result of Peak Power Spectral Density

Refer as Appendix D

3.5 Unwanted Emissions

3.5.1 Transmitter Radiated Unwanted Emissions Limit

Unwanted emissions below 1 GHz and restricted band emissions above 1GHz limit			
Frequency Range (MHz)	**Field Strength (uV/m)**	**Field Strength (dBuV/m)**	**Measure Distance (m)**
0.009~0.490	2400/F(kHz)	48.5 - 13.8	300
0.490~1.705	24000/F(kHz)	33.8 - 23	30
1.705~30.0	30	29	30
30~88	100	40	3
88~216	150	43.5	3
216~960	200	46	3
Above 960	500	54	3

Note 1: Test distance for frequencies at or above 30 MHz, measurements may be performed at a distance other than the limit distance provided they are not performed in the near field and the emissions to be measured can be detected by the measurement equipment. When performing measurements at a distance other than that specified, the results shall be extrapolated to the specified distance using an extrapolation factor of 20 dB/decade (inverse of linear distance for field-strength measurements, inverse of linear distance-squared for power-density measurements).

Note 2: Test distance for frequencies at below 30 MHz, measurements may be performed at a distance closer than the EUT limit distance; however, an attempt should be made to avoid making measurements in the near field. When performing measurements below 30 MHz at a closer distance than the limit distance, the results shall be extrapolated to the specified distance by either making measurements at a minimum of two or more distances on at least one radial to determine the proper extrapolation factor or by using the square of an inverse linear distance extrapolation factor (40 dB/decade). The test report shall specify the extrapolation method used to determine compliance of the EUT.

Note 3: Using the distance of 1m during the test for above 18 GHz, and the test value to correct for the distance factor at 3m.

Un-restricted band emissions above 1GHz Limit	
Operating Band	**Limit**
5.15 - 5.25 GHz	e.i.r.p. -27 dBm [68.2 dBuV/m@3m]
5.25 - 5.35 GHz	e.i.r.p. -27 dBm [68.2 dBuV/m@3m]
5.47 - 5.725 GHz	e.i.r.p. -27 dBm [68.2 dBuV/m@3m]
5.725 - 5.85 GHz	5.650-5700 GHz: e.i.r.p. -27 ~ 10 dBm [68.2 ~ 105.2 dBuV/m@3m] 5.700-5720 GHz: e.i.r.p. 10 ~ 15.6 dBm [105.2 ~ 110.8 dBuV/m@3m] 5.720-5725 GHz: e.i.r.p. 15.6 ~ 27 dBm [110.8 ~ 122.2 dBuV/m@3m] 5.850-5.855 GHz: e.i.r.p. 27 ~ 15.6 dBm [122.2 ~ 110.8 dBuV/m@3m] 5.855-5.875 GHz: e.i.r.p. 15.6 ~ 10 dBm [110.8 ~ 105.2 dBuV/m@3m] 5.875-5.925 GHz: e.i.r.p. 10 ~ -27 dBm [105.2 ~ 68.2dBuV/m@3m] Other un-restricted band: e.i.r.p. -27 dBm [68.2 dBuV/m@3m]

Note 1: Measurements may be performed at a distance other than the limit distance provided they are not performed in the near field and the emissions to be measured can be detected by the measurement equipment. When performing measurements at a distance other than that specified, the results shall

be extrapolated to the specified distance using an extrapolation factor of 20 dB/decade (inverse of linear distance for field-strength measurements, inverse of linear distance-squared for power-density measurements).

3.5.2 Measuring Instruments

Refer a test equipment and calibration data table in this test report.

3.5.3 Test Procedures

Test Method			
▪ Measurements may be performed at a distance other than the limit distance provided they are not performed in the near field and the emissions to be measured can be detected by the measurement equipment. Measurements shall not be performed at a distance greater than 30 m for frequencies above 30 MHz, unless it can be further demonstrated that measurements at a distance of 30 m or less are impractical. When performing measurements at a distance other than that specified, the results shall be extrapolated to the specified distance using an extrapolation factor of 20 dB/decade (inverse of linear distance for field-strength measurements, inverse of linear distance-squared for power-density measurements).			
▪ The average emission levels shall be measured in [duty cycle ≥ 98 or duty factor].			
▪ For the transmitter unwanted emissions shall be measured using following options below:			
	▪ Refer as KDB 789033, clause G)2) for unwanted emissions into non-restricted bands.		
	▪ Refer as KDB 789033, clause G)1) for unwanted emissions into restricted bands.		
		☒ Refer as KDB 789033, G)6) Method VB (ANSI C63.10, clause 4.1.4.2.3), Reduced VBW.	
		☒ Refer as KDB 789033, clause G)5) (ANSI C63.10, clause 4.1.4.2.2), measurement procedure peak limit.	
▪ For radiated measurement.			
	▪ Refer as ANSI C63.10, clause 6.4 for radiated emissions below 30 MHz and test distance is 3m.		
	▪ Refer as ANSI C63.10, clause 6.5 for radiated emissions 30 MHz to 1 GHz and test distance is 3m.		
	▪ Refer as ANSI C63.10, clause 6.6 for radiated emissions above 1GHz.		
▪ The any unwanted emissions level shall not exceed the fundamental emission level.			
▪ All amplitude of spurious emissions that are attenuated by more than 20 dB below the permissible value has no need to be reported.			

3.5.4 Test Setup

Transmitter Radiated Unwanted Emissions

9kHz ~30MHz

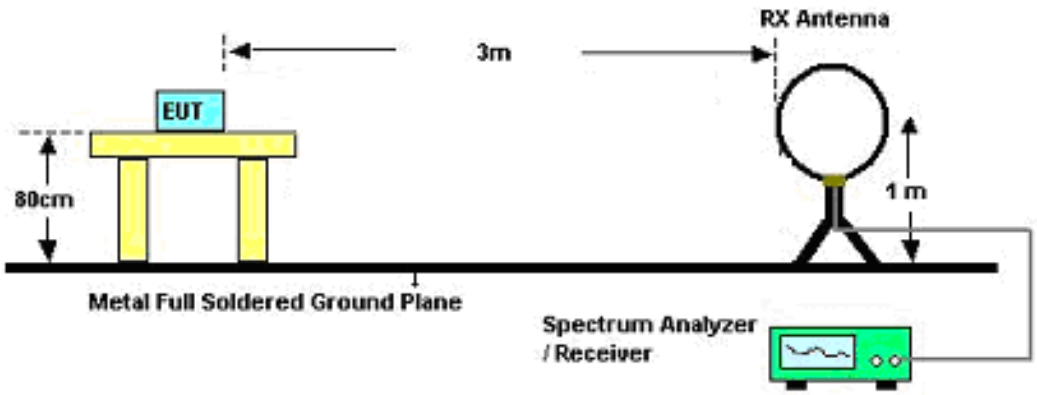

30MHz~1GHz

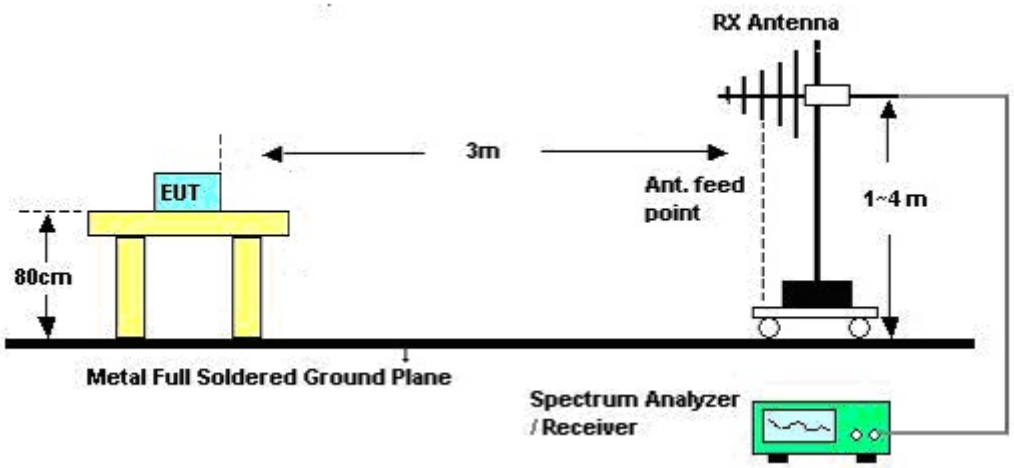

Above 1GHz

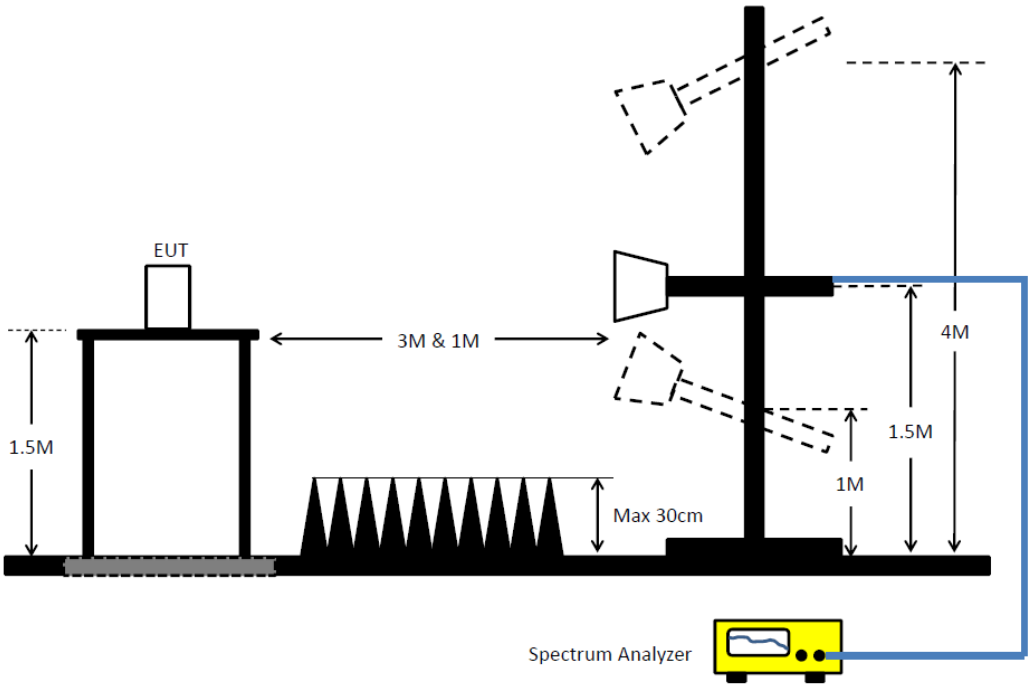

3.5.5 Transmitter Unwanted Emissions (Below 30MHz)

The amplitude of spurious emissions which are attenuated by more than 20dB below the permissible value has no need to be reported.

3.5.6 Test Result of Transmitter Unwanted Emissions

Refer as Appendix E

3.6 Test Equipment and Calibration Data

Instrument for AC Conduction

Instrument	Manufacturer	Model No.	Serial No.	Spec.	Calibration Date	Calibration Due Date
EMC Receiver	R&S	ESR	102051	9KHz ~ 3.6GHz	03/May/2018	02/May/2019
LISN	R&S	ENV216	101295	9kHz ~ 30MHz	08/Nov/2018	07/Nov/2019
RF Cable-CON	MTJ	RG142	CB002-CO	9kHz ~ 200MHz	17/Sep/2018	16/Sep/2019
AC POWER	APC	AFC-11005G	F310050055	47Hz~63Hz 5~300V	NCR	NCR
Impuls Begrenzer Pulse Limiter	SCHWARZBECK	VTSD 9561-F	9561-F041	9 kHz ~ 30 MHz	12/Oct/2018	11/Oct/2019

NCR : Non-Calibration Require

Instrument for Conducted Test

Instrument	Manufacturer	Model No.	Serial No.	Spec.	Calibration Date	Calibration Due Date
Spectrum Analyzer	R&S	FSV 40	101500	10Hz~40GHz	18/Jul/2018	17/Jul/2019
Power Sensor	Anritsu	MA2411B	1339407	300MHz ~ 40GHz	17/Nov/2018	16/Nov/2019
Power Meter	Anritsu	ML2495A	1517010	300MHz ~ 40GHz	17/Nov/2018	16/Nov/2019
Cable 0.2m	HUBER	MY10710/4	RF Cable - 01	30MHz ~18G	10/Jan/2019	09/Jan/2020
Cable 0.2m	HUBER	MY10711/4	RF Cable - 02	30MHz ~18G	10/Jan/2019	09/Jan/2020
Cable 0.5m	HUBER	MY39470/4	RF Cable - 29	30MHz ~18G	10/Jan/2019	09/Jan/2020
SMB100A Signal Generator	R&S	SMB100A03	181147	100kHz~40GHz	12/Nov/2018	10/Nov/2020

Instrument for Radiated Test

Instrument	Manufacturer	Model No.	Serial No.	Spec.	Calibration Date	Calibration Due Date
3m Semi Anechoic Chamber	SIDT FRANKONIA	SAC-3M	03CH02-HY	30MHz ~ 1GHz 3m	19/Oct/2018	18/Oct/2019
3m Semi Anechoic Chamber	SIDT FRANKONIA	SAC-3M	03CH02-HY	1GHz ~ 18GHz 3m	17/Oct/2018	16/Oct/2019
Amplifier	Agilent	8447D	2944A11149	100kHz ~ 1.3GHz	27Jul/2018	02/Jul/2019
Microwave Preamplifier	Agilent	8449B	3008A02373	1GHz ~ 26.5GHz	23/Oct/2018	22/Oct/2019
Signal Analyzer	R&S	FSV40	101500	10Hz ~ 40GHz	18/Jul/2018	17/Jul/2019
RF Cable-R03m	Jye Bao	RG142	CB017	9kHz ~ 1GHz	18/Jan/2019	17/Jan/2020
RF Cable-high	SUHNER	SUCOFLEX104	MY34918/4	1GHz ~ 40GHz	18/Jan/2019	17/Jan/2020
Bilog Antenna & 5dB Attenuator	SCHAFFNER / MTJ	CBL 6112B / MTJ6102-05	2723 / 2	30MHz ~ 1GHz	08/Sep/2018	07/Sep/2019
Preamplifier	MITEQ	TTA1840-35-HG	1864481	18GHz ~ 40GHz	24/Aug/2018	23/Aug/2019
EMI Test Receiver	R&S	ESR3	102052	9kHz ~ 3.6GHz	10/Apr/2018	09/Apr/2019
Loop Antenna	TESEQ	HLA 6120	31244	9k-30MHz	29/Mar/2018	28/Mar/2019
Broadband Horn Antenna	SCHWARZBECK	BBHA 9170	BBHA9170339	18GHz ~ 40GHz	11/Apr/2018	10/Apr/2019
Double Ridged Guide Horn Antenna	SCHWARZBECK	BBHA 9120 D	BBHA 9120 D 01543	1GHz ~ 18GHz	11/May/2018	10/May/2019

AC Power-line Conducted Emissions Result			
Operating Mode	1	**Power Phase**	Neutral
Operating Function	Adapter mode		

AC Conduction

13/03/2019

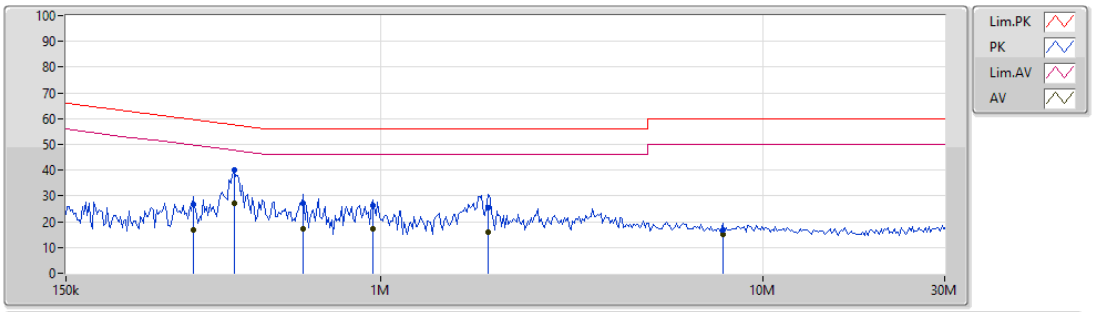

Type	Freq	Level	Limit	Margin	Factor	Condition	Comment	Raw	LISN	CL	AT
	(Hz)	(dBuV)	(dBuV)	(dB)	(dB)			(dBuV)	(dB)	(dB)	(dB)
QP	322.728k	26.65	59.63	-32.98	19.48	Neutral	-	7.17	9.59	0.01	9.88
AV	322.728k	16.80	49.63	-32.83	19.48	Neutral	-	-2.68	9.59	0.01	9.88
QP	413.877k	40.25	57.57	-17.32	19.48	Neutral	"Worst"	20.77	9.59	0.01	9.88
AV	413.877k	27.06	47.57	-20.51	19.48	Neutral	-	7.58	9.59	0.01	9.88
QP	628.592k	27.08	56.00	-28.92	19.48	Neutral	-	7.60	9.59	0.01	9.88
AV	628.592k	17.32	46.00	-28.68	19.48	Neutral	-	-2.16	9.59	0.01	9.88
QP	954.7k	26.41	56.00	-29.59	19.49	Neutral	-	6.92	9.59	0.02	9.88
AV	954.7k	17.22	46.00	-28.78	19.49	Neutral	-	-2.27	9.59	0.02	9.88
QP	1.916M	25.27	56.00	-30.73	19.53	Neutral	-	5.74	9.61	0.03	9.89
AV	1.916M	15.90	46.00	-30.10	19.53	Neutral	-	-3.63	9.61	0.03	9.89
QP	7.87M	16.92	60.00	-43.08	19.60	Neutral	-	-2.68	9.65	0.06	9.89
AV	7.87M	15.07	50.00	-34.93	19.60	Neutral	-	-4.53	9.65	0.06	9.89

AC Power-line Conducted Emissions Result			
Operating Mode	1	**Power Phase**	Line
Operating Function	Adapter mode		

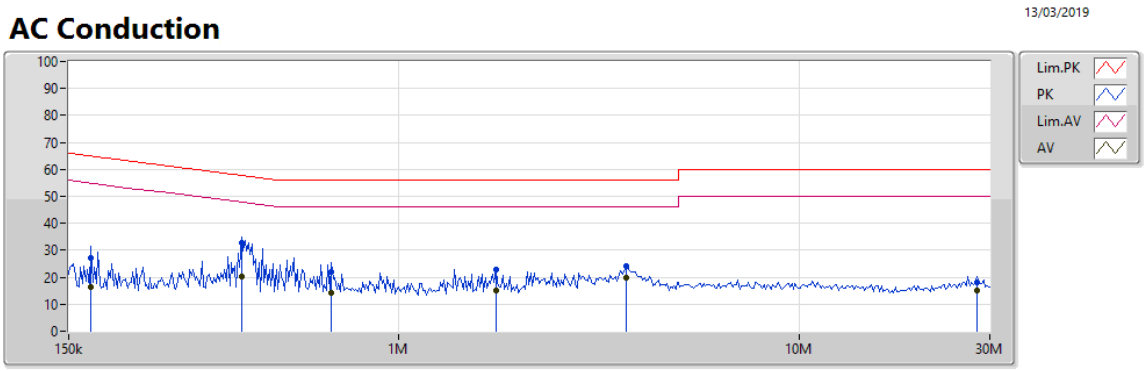

Type	Freq	Level	Limit	Margin	Factor	Condition	Comment	Raw	LISN	CL	AT
	(Hz)	(dBuV)	(dBuV)	(dB)	(dB)			(dBuV)	(dB)	(dB)	(dB)
QP	170.714k	27.37	64.93	-37.56	19.48	Line	-	7.89	9.60	0.01	9.87
AV	170.714k	16.57	54.93	-38.36	19.48	Line	-	-2.91	9.60	0.01	9.87
QP	405.722k	32.84	57.74	-24.90	19.48	Line	"Worst"	13.36	9.59	0.01	9.88
AV	405.722k	20.16	47.74	-27.58	19.48	Line	-	0.68	9.59	0.01	9.88
QP	680.675k	21.87	56.00	-34.13	19.49	Line	-	2.38	9.60	0.01	9.88
AV	680.675k	14.25	46.00	-31.75	19.49	Line	-	-5.24	9.60	0.01	9.88
QP	1.752M	22.71	56.00	-33.29	19.54	Line	-	3.17	9.62	0.03	9.89
AV	1.752M	15.17	46.00	-30.83	19.54	Line	-	-4.37	9.62	0.03	9.89
QP	3.695M	24.16	56.00	-31.84	19.56	Line	-	4.60	9.63	0.04	9.89
AV	3.695M	19.90	46.00	-26.10	19.56	Line	-	0.34	9.63	0.04	9.89
QP	27.849M	18.03	60.00	-41.97	19.58	Line	-	-1.55	9.55	0.13	9.90
AV	27.849M	15.24	50.00	-34.76	19.58	Line	-	-4.34	9.55	0.13	9.90

Summary

Mode	Max-N dB (Hz)	Max-OBW (Hz)	ITU-Code	Min-N dB (Hz)	Min-OBW (Hz)
5.15-5.25GHz	-	-	-	-	-
802.11a_Nss1,(6Mbps)_2TX	24.675M	16.542M	16M5D1D	23.125M	16.467M
802.11ac VHT20_Nss1,(MCS0)_2TX	25.55M	17.741M	17M7D1D	24.5M	17.691M
802.11ac VHT40_Nss1,(MCS0)_2TX	41.95M	36.182M	36M2D1D	41.35M	36.132M
802.11ac VHT80_Nss1,(MCS0)_2TX	84M	75.662M	75M7D1D	83.8M	75.662M
5.25-5.35GHz	-	-	-	-	-
802.11a_Nss1,(6Mbps)_2TX	24.675M	16.567M	16M6D1D	22.7M	16.467M
802.11ac VHT20_Nss1,(MCS0)_2TX	25.6M	17.766M	17M8D1D	24.025M	17.666M
802.11ac VHT40_Nss1,(MCS0)_2TX	41.9M	36.232M	36M2D1D	41.35M	36.132M
802.11ac VHT80_Nss1,(MCS0)_2TX	84.1M	75.662M	75M7D1D	83.7M	75.562M
5.47-5.725GHz	-	-	-	-	-
802.11a_Nss1,(6Mbps)_2TX	24.525M	16.542M	16M5D1D	16.92M	13.328M
802.11ac VHT20_Nss1,(MCS0)_2TX	25.775M	17.741M	17M7D1D	16.845M	13.823M
802.11ac VHT40_Nss1,(MCS0)_2TX	42M	36.232M	36M2D1D	35.665M	32.919M
802.11ac VHT80_Nss1,(MCS0)_2TX	83.8M	75.862M	75M9D1D	76.425M	72.414M
5.725-5.85GHz	-	-	-	-	-
802.11a_Nss1,(6Mbps)_2TX	16.3M	16.592M	16M6D1D	3.12M	5.137M
802.11ac VHT20_Nss1,(MCS0)_2TX	16.6M	17.741M	17M7D1D	3.7M	4.918M
802.11ac VHT40_Nss1,(MCS0)_2TX	36.3M	36.182M	36M2D1D	3.14M	3.938M
802.11ac VHT80_Nss1,(MCS0)_2TX	73.7M	75.762M	75M8D1D	3.12M	4.798M

Max-N dB = Maximum 6dB down bandwidth for 5.725-5.85GHz band / Maximum 26dB down bandwidth for other band;
Max-OBW = Maximum 99% occupied bandwidth;
Min-N dB = Minimum 6dB down bandwidth for 5.725-5.85GHz band / Maximum 26dB down bandwidth for other band;
Min-OBW = Minimum 99% occupied bandwidth;

Result

Mode	Result	Limit (Hz)	Port 1-N dB (Hz)	Port 1-OBW (Hz)	Port 2-N dB (Hz)	Port 2-OBW (Hz)
802.11a_Nss1,(6Mbps)_2TX	-	-	-	-	-	-
5180MHz_TnomVnom	Pass	Inf	24.675M	16.542M	23.475M	16.492M
5200MHz_TnomVnom	Pass	Inf	23.9M	16.517M	23.125M	16.467M
5240MHz_TnomVnom	Pass	Inf	24.25M	16.517M	23.225M	16.492M
5260MHz_TnomVnom	Pass	Inf	24.625M	16.567M	23.6M	16.467M
5300MHz_TnomVnom	Pass	Inf	24.675M	16.492M	23.15M	16.492M
5320MHz_TnomVnom	Pass	Inf	23.65M	16.517M	22.7M	16.492M
5500MHz_TnomVnom	Pass	Inf	24.25M	16.542M	22.725M	16.517M
5580MHz_TnomVnom	Pass	Inf	24.525M	16.542M	23.65M	16.517M
5700MHz_TnomVnom	Pass	Inf	24.1M	16.517M	24.025M	16.517M
5720MHz Straddle 5.47-5.725GHz_TnomVnom	Pass	Inf	17.085M	13.358M	16.92M	13.328M
5720MHz Straddle 5.725-5.85GHz_TnomVnom	Pass	500k	3.12M	5.477M	3.14M	5.137M
5745MHz_TnomVnom	Pass	500k	15.475M	16.517M	16.275M	16.517M
5785MHz_TnomVnom	Pass	500k	15.775M	16.592M	15.05M	16.517M
5825MHz_TnomVnom	Pass	500k	15.15M	16.492M	16.3M	16.517M
802.11ac VHT20_Nss1,(MCS0)_2TX	-	-	-	-	-	-
5180MHz_TnomVnom	Pass	Inf	24.925M	17.716M	24.5M	17.716M
5200MHz_TnomVnom	Pass	Inf	24.8M	17.716M	25.55M	17.691M
5240MHz_TnomVnom	Pass	Inf	24.675M	17.691M	24.825M	17.741M
5260MHz_TnomVnom	Pass	Inf	24.5M	17.666M	24.975M	17.691M
5300MHz_TnomVnom	Pass	Inf	24.025M	17.666M	24.075M	17.691M
5320MHz_TnomVnom	Pass	Inf	25.6M	17.766M	24.45M	17.666M
5500MHz_TnomVnom	Pass	Inf	25.4M	17.741M	24.725M	17.716M
5580MHz_TnomVnom	Pass	Inf	25.775M	17.716M	24.35M	17.691M
5700MHz_TnomVnom	Pass	Inf	24.725M	17.741M	24.2M	17.666M
5720MHz Straddle 5.47-5.725GHz_TnomVnom	Pass	Inf	16.845M	13.898M	17.13M	13.823M
5720MHz Straddle 5.725-5.85GHz_TnomVnom	Pass	500k	3.74M	4.958M	3.7M	4.918M
5745MHz_TnomVnom	Pass	500k	14.775M	17.691M	16.475M	17.716M
5785MHz_TnomVnom	Pass	500k	16.4M	17.741M	15.075M	17.666M
5825MHz_TnomVnom	Pass	500k	14.975M	17.691M	16.6M	17.691M
802.11ac VHT40_Nss1,(MCS0)_2TX	-	-	-	-	-	-
5190MHz_TnomVnom	Pass	Inf	41.6M	36.182M	41.65M	36.132M
5230MHz_TnomVnom	Pass	Inf	41.35M	36.132M	41.95M	36.182M
5270MHz_TnomVnom	Pass	Inf	41.35M	36.182M	41.9M	36.232M
5310MHz_TnomVnom	Pass	Inf	41.55M	36.132M	41.55M	36.182M
5510MHz_TnomVnom	Pass	Inf	41.6M	36.132M	41.55M	36.132M
5550MHz_TnomVnom	Pass	Inf	42M	36.182M	41.55M	36.132M
5670MHz_TnomVnom	Pass	Inf	41.65M	36.232M	41.5M	36.082M
5710MHz Straddle 5.47-5.725GHz_TnomVnom	Pass	Inf	35.665M	32.989M	35.7M	32.919M
5710MHz Straddle 5.725-5.85GHz_TnomVnom	Pass	500k	3.14M	3.938M	3.14M	4.038M
5755MHz_TnomVnom	Pass	500k	35.1M	36.132M	35.65M	36.182M
5795MHz_TnomVnom	Pass	500k	36.3M	36.182M	35.4M	36.182M
802.11ac VHT80_Nss1,(MCS0)_2TX	-	-	-	-	-	-
5210MHz_TnomVnom	Pass	Inf	84M	75.662M	83.8M	75.662M

Mode	Result	Limit (Hz)	Port 1-N dB (Hz)	Port 1-OBW (Hz)	Port 2-N dB (Hz)	Port 2-OBW (Hz)
5290MHz_TnomVnom	Pass	Inf	84.1M	75.562M	83.7M	75.662M
5530MHz_TnomVnom	Pass	Inf	83.8M	75.662M	83.3M	75.862M
5690MHz Straddle 5.47-5.725GHz_TnomVnom	Pass	Inf	76.575M	72.489M	76.425M	72.414M
5690MHz Straddle 5.725-5.85GHz_TnomVnom	Pass	500k	3.14M	4.798M	3.12M	5.117M
5775MHz_TnomVnom	Pass	500k	72.7M	75.662M	73.7M	75.762M

Port X-N dB = Port **X** 6dB down bandwidth for 5.725-5.85GHz band / 26dB down bandwidth for other band
Port X-OBW = Port **X** 99% occupied bandwidth;

802.11a_Nss1,(6Mbps)_2TX EBW

5180MHz

13/03/2019

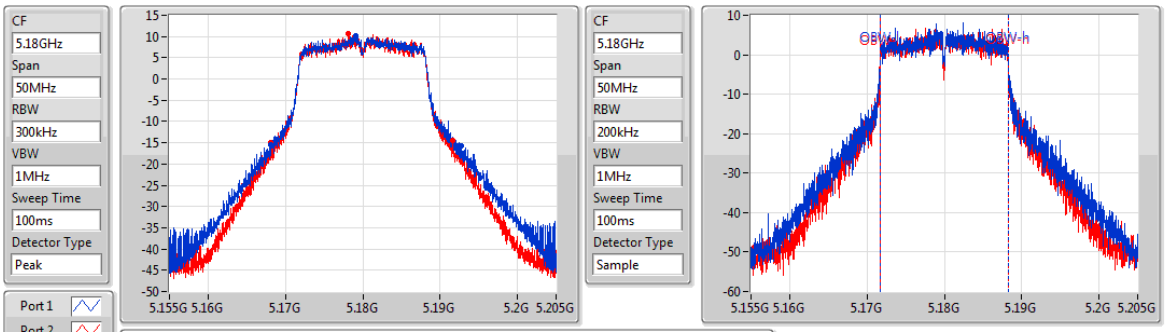

26dB(Hz)	Fl-26dB(Hz)	Fh-26dB(Hz)	OBW(Hz)	Fl-OBW(Hz)	Fh-OBW(Hz)	Limit(Hz)	Port
24.675M	5.16805G	5.192725G	16.542M	5.171704G	5.188246G	Inf	1
23.475M	5.1681G	5.191575G	16.492M	5.171729G	5.188221G	Inf	2

802.11a_Nss1,(6Mbps)_2TX EBW

5200MHz

13/03/2019

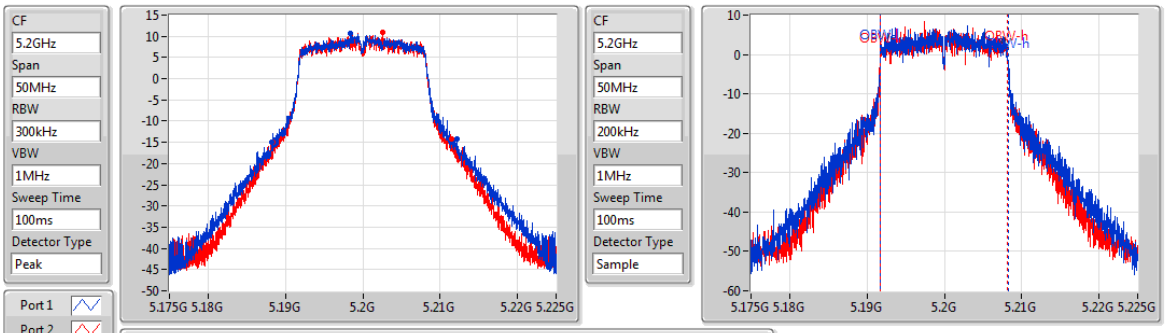

26dB(Hz)	Fl-26dB(Hz)	Fh-26dB(Hz)	OBW(Hz)	Fl-OBW(Hz)	Fh-OBW(Hz)	Limit(Hz)	Port
23.9M	5.18825G	5.21215G	16.517M	5.191729G	5.208246G	Inf	1
23.125M	5.188425G	5.21155G	16.467M	5.191729G	5.208196G	Inf	2

802.11a_Nss1,(6Mbps)_2TX EBW

5240MHz

13/03/2019

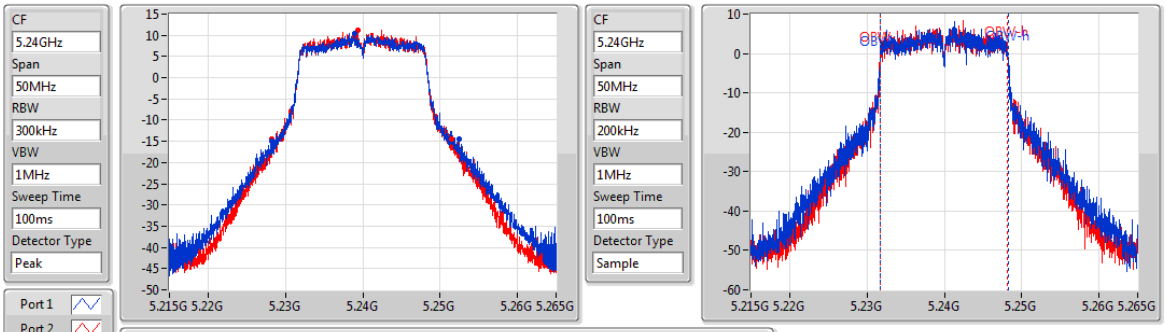

26dB(Hz)	Fl-26dB(Hz)	Fh-26dB(Hz)	OBW(Hz)	Fl-OBW(Hz)	Fh-OBW(Hz)	Limit(Hz)	Port
24.25M	5.228275G	5.252525G	16.517M	5.231729G	5.248246G	Inf	1
23.225M	5.2282G	5.251425G	16.492M	5.231704G	5.248196G	Inf	2

802.11a_Nss1,(6Mbps)_2TX

EBW

5260MHz

13/03/2019

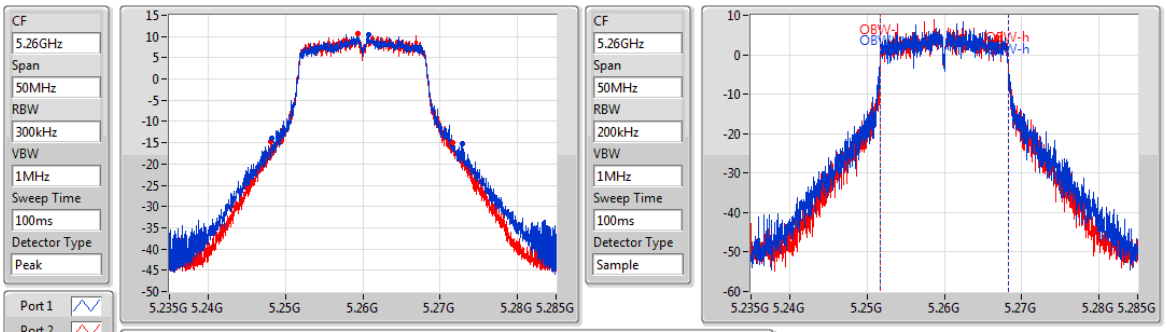

26dB(Hz)	Fl-26dB(Hz)	Fh-26dB(Hz)	OBW(Hz)	Fl-OBW(Hz)	Fh-OBW(Hz)	Limit(Hz)	Port
24.625M	5.2483G	5.272925G	16.567M	5.251679G	5.268246G	Inf	1
23.6M	5.248025G	5.271625G	16.467M	5.251754G	5.268221G	Inf	2

802.11a_Nss1,(6Mbps)_2TX

EBW

5300MHz

13/03/2019

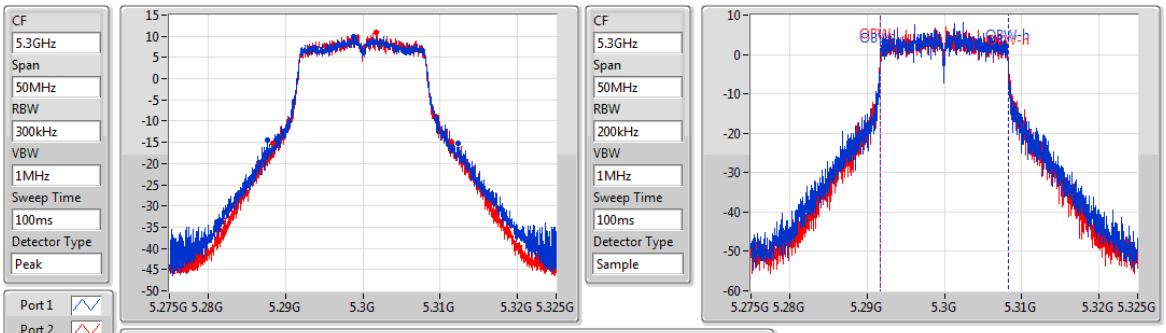

26dB(Hz)	Fl-26dB(Hz)	Fh-26dB(Hz)	OBW(Hz)	Fl-OBW(Hz)	Fh-OBW(Hz)	Limit(Hz)	Port
24.675M	5.28765G	5.312325G	16.492M	5.291729G	5.308221G	Inf	1
23.15M	5.2884G	5.31155G	16.492M	5.291729G	5.308221G	Inf	2

802.11a_Nss1,(6Mbps)_2TX

EBW

5320MHz

13/03/2019

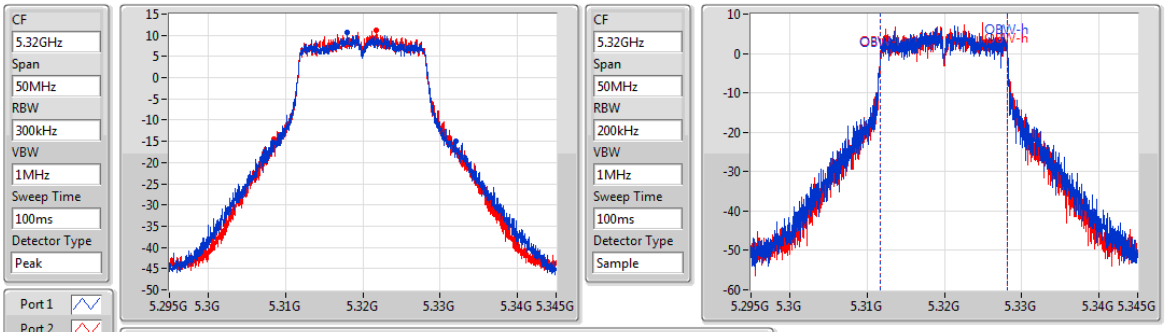

26dB(Hz)	Fl-26dB(Hz)	Fh-26dB(Hz)	OBW(Hz)	Fl-OBW(Hz)	Fh-OBW(Hz)	Limit(Hz)	Port
23.65M	5.3084G	5.33205G	16.517M	5.311679G	5.328196G	Inf	1
22.7M	5.308525G	5.331225G	16.492M	5.311704G	5.328196G	Inf	2

802.11a_Nss1,(6Mbps)_2TX — EBW

5500MHz

13/03/2019

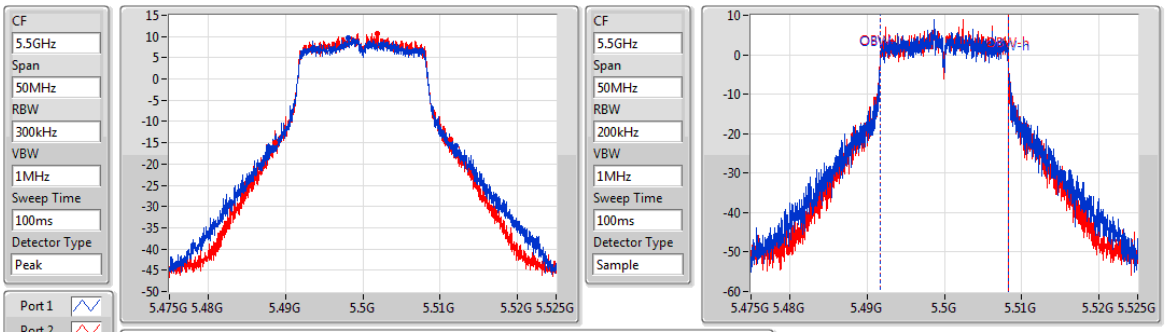

26dB(Hz)	Fl-26dB(Hz)	Fh-26dB(Hz)	OBW(Hz)	Fl-OBW(Hz)	Fh-OBW(Hz)	Limit(Hz)	Port
24.25M	5.48775G	5.512G	16.542M	5.491729G	5.508271G	Inf	1
22.725M	5.4886G	5.511325G	16.517M	5.491704G	5.508221G	Inf	2

802.11a_Nss1,(6Mbps)_2TX — EBW

5580MHz

13/03/2019

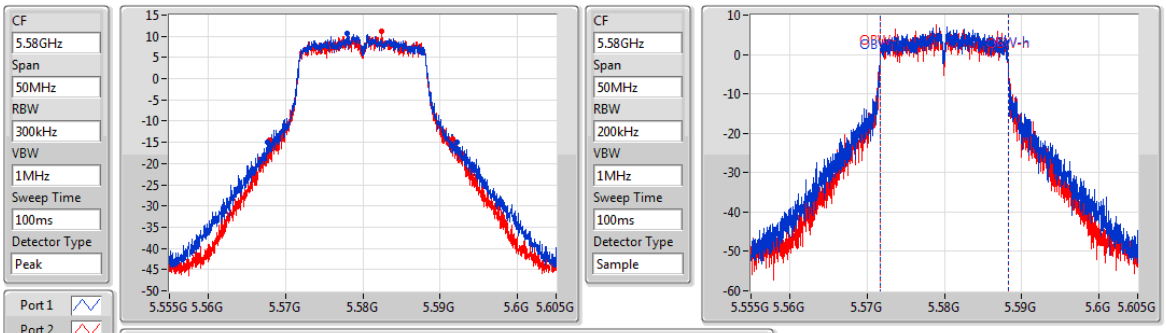

26dB(Hz)	Fl-26dB(Hz)	Fh-26dB(Hz)	OBW(Hz)	Fl-OBW(Hz)	Fh-OBW(Hz)	Limit(Hz)	Port
24.525M	5.567675G	5.5922G	16.542M	5.571679G	5.588221G	Inf	1
23.65M	5.568G	5.59165G	16.517M	5.571704G	5.588221G	Inf	2

802.11a_Nss1,(6Mbps)_2TX — EBW

5700MHz

13/03/2019

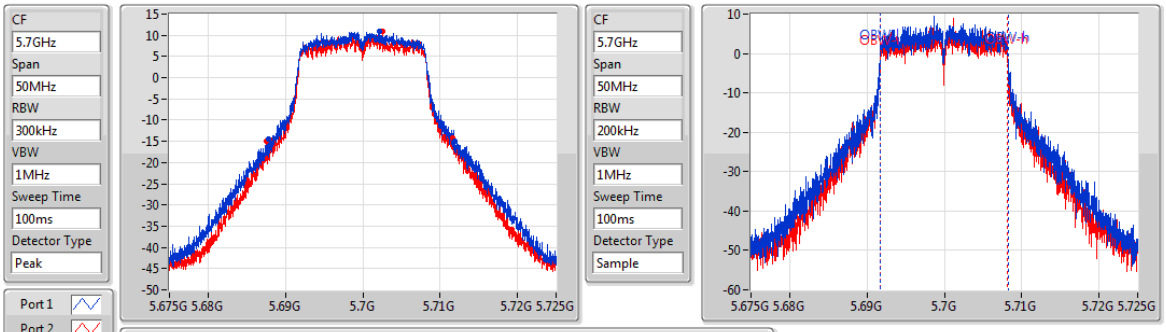

26dB(Hz)	Fl-26dB(Hz)	Fh-26dB(Hz)	OBW(Hz)	Fl-OBW(Hz)	Fh-OBW(Hz)	Limit(Hz)	Port
24.1M	5.68775G	5.71185G	16.517M	5.691729G	5.708246G	Inf	1
24.025M	5.6876G	5.711625G	16.517M	5.691679G	5.708196G	Inf	2

802.11a_Nss1,(6Mbps)_2TX — EBW

5720MHz Straddle 5.47-5.725GHz

13/03/2019

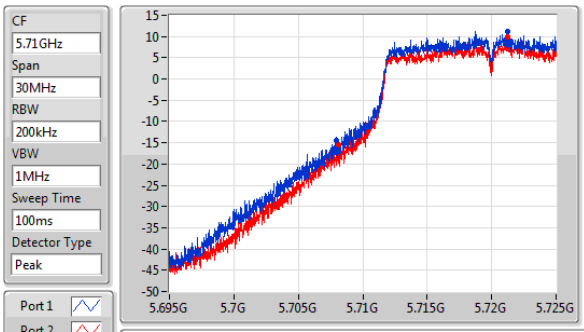

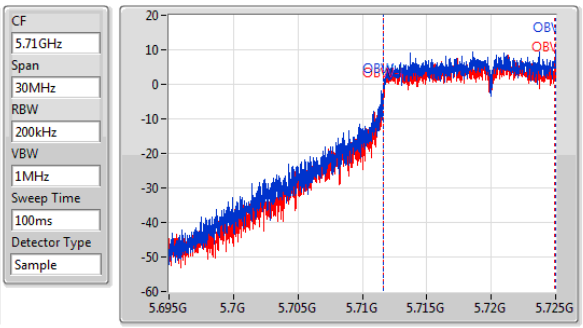

26dB(Hz)	Fl-26dB(Hz)	Fh-26dB(Hz)	OBW(Hz)	Fl-OBW(Hz)	Fh-OBW(Hz)	Limit(Hz)	Port
17.085M	5.707915G	5.725G	13.358M	5.711619G	5.724978G	Inf	1
16.92M	5.70808G	5.725G	13.328M	5.711619G	5.724948G	Inf	2

802.11a_Nss1,(6Mbps)_2TX — EBW

5720MHz Straddle 5.725-5.85GHz

13/03/2019

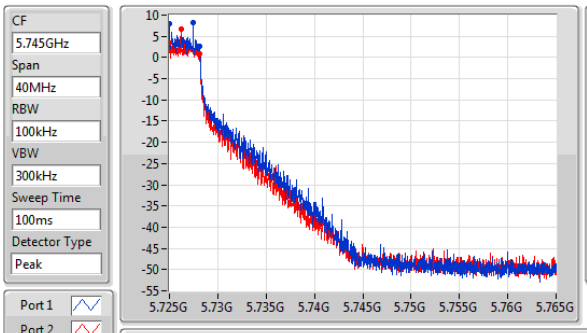

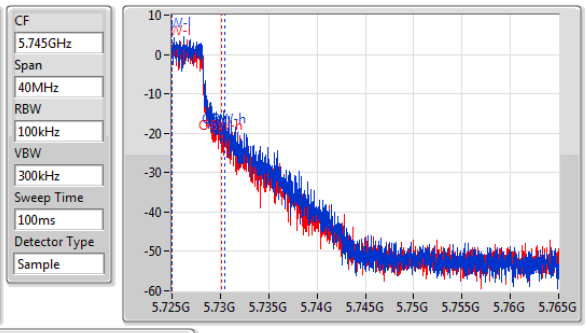

6dB(Hz)	Fl-6dB(Hz)	Fh-6dB(Hz)	OBW(Hz)	Fl-OBW(Hz)	Fh-OBW(Hz)	Limit(Hz)	Port
3.12M	5.725G	5.72812G	5.477M	5.72501G	5.730487G	500k	1
3.14M	5.725G	5.72814G	5.137M	5.72501G	5.730147G	500k	2

802.11a_Nss1,(6Mbps)_2TX — EBW

5745MHz

13/03/2019

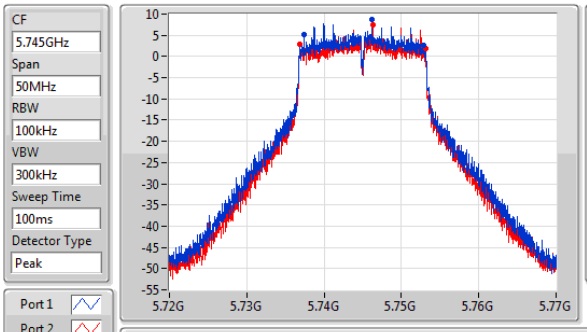

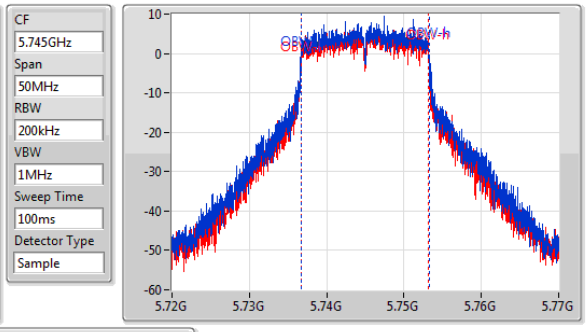

6dB(Hz)	Fl-6dB(Hz)	Fh-6dB(Hz)	OBW(Hz)	Fl-OBW(Hz)	Fh-OBW(Hz)	Limit(Hz)	Port
15.475M	5.737425G	5.7529G	16.517M	5.736729G	5.753246G	500k	1
16.275M	5.73685G	5.753125G	16.517M	5.736679G	5.753196G	500k	2

802.11a_Nss1,(6Mbps)_2TX — EBW

5785MHz

13/03/2019

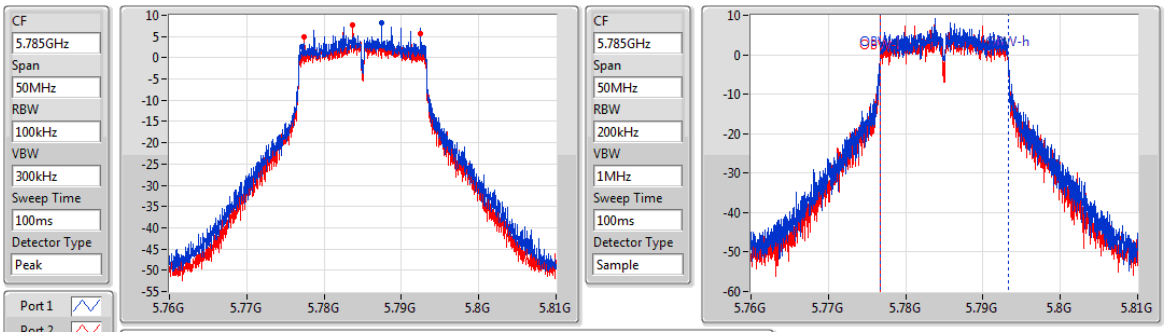

6dB(Hz)	Fl-6dB(Hz)	Fh-6dB(Hz)	OBW(Hz)	Fl-OBW(Hz)	Fh-OBW(Hz)	Limit(Hz)	Port
15.775M	5.7771G	5.792875G	16.592M	5.776679G	5.793271G	500k	1
15.05M	5.77745G	5.7925G	16.517M	5.776729G	5.793246G	500k	2

802.11a_Nss1,(6Mbps)_2TX — EBW

5825MHz

13/03/2019

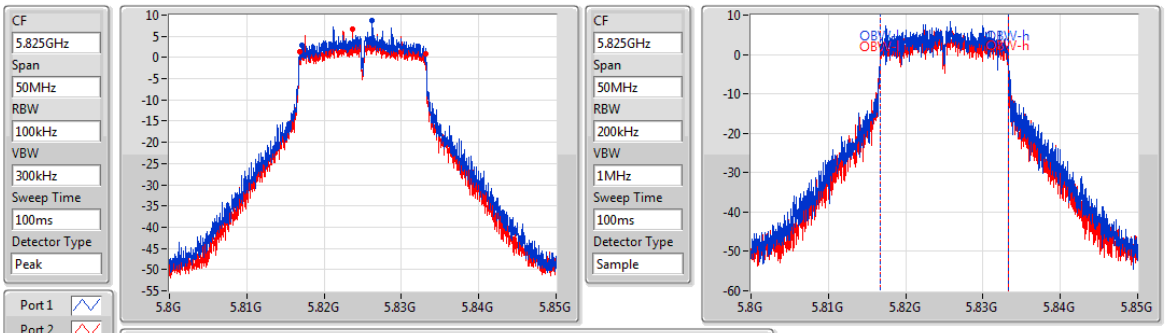

6dB(Hz)	Fl-6dB(Hz)	Fh-6dB(Hz)	OBW(Hz)	Fl-OBW(Hz)	Fh-OBW(Hz)	Limit(Hz)	Port
15.15M	5.817075G	5.832225G	16.492M	5.816729G	5.833221G	500k	1
16.3M	5.816825G	5.833125G	16.517M	5.816704G	5.833221G	500k	2

802.11ac VHT20_Nss1,(MCS0)_2TX — EBW

5180MHz

13/03/2019

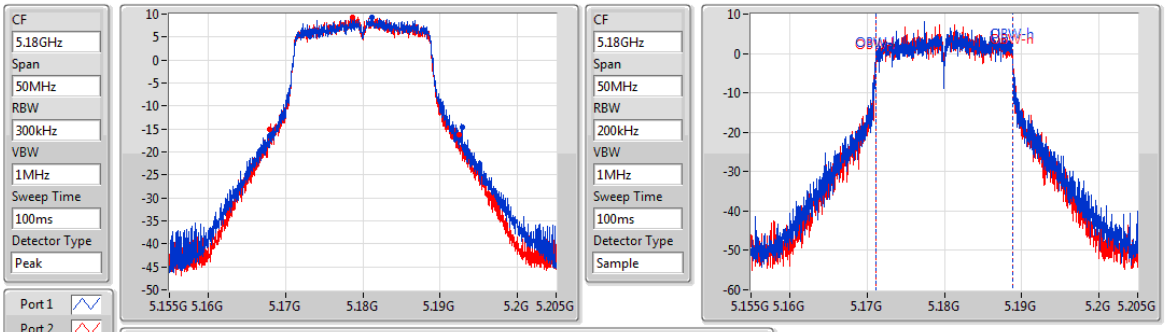

26dB(Hz)	Fl-26dB(Hz)	Fh-26dB(Hz)	OBW(Hz)	Fl-OBW(Hz)	Fh-OBW(Hz)	Limit(Hz)	Port
24.925M	5.1679G	5.192825G	17.716M	5.171104G	5.188821G	Inf	1
24.5M	5.16795G	5.19245G	17.716M	5.171129G	5.188846G	Inf	2

802.11ac VHT20_Nss1,(MCS0)_2TX

EBW

5200MHz

13/03/2019

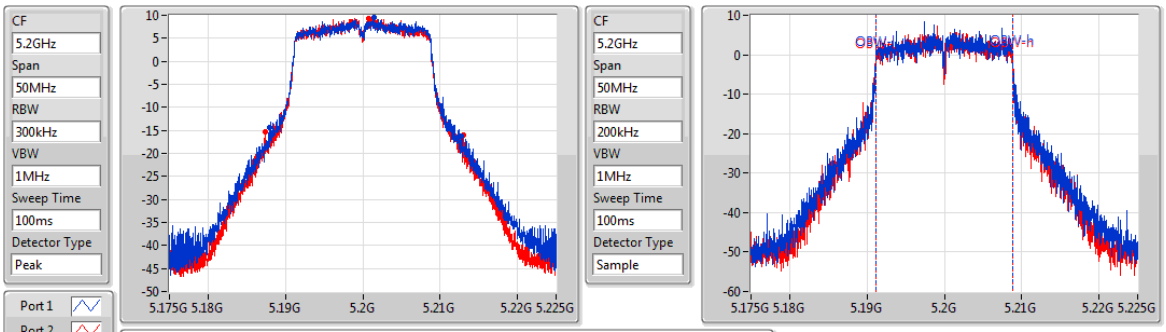

26dB(Hz)	Fl-26dB(Hz)	Fh-26dB(Hz)	OBW(Hz)	Fl-OBW(Hz)	Fh-OBW(Hz)	Limit(Hz)	Port
24.8M	5.1879G	5.2127G	17.716M	5.191129G	5.208846G	Inf	1
25.55M	5.187425G	5.212975G	17.691M	5.191129G	5.208821G	Inf	2

802.11ac VHT20_Nss1,(MCS0)_2TX

EBW

5240MHz

13/03/2019

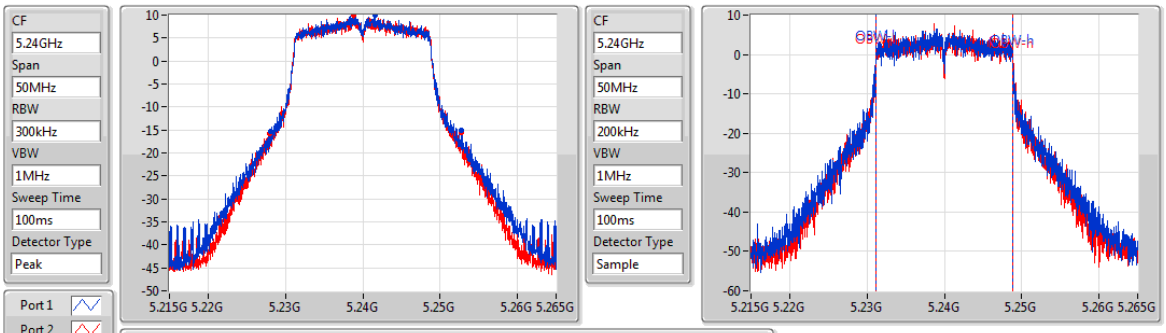

26dB(Hz)	Fl-26dB(Hz)	Fh-26dB(Hz)	OBW(Hz)	Fl-OBW(Hz)	Fh-OBW(Hz)	Limit(Hz)	Port
24.675M	5.228025G	5.2527G	17.691M	5.231129G	5.248821G	Inf	1
24.825M	5.22795G	5.252775G	17.741M	5.231104G	5.248846G	Inf	2

802.11ac VHT20_Nss1,(MCS0)_2TX

EBW

5260MHz

13/03/2019

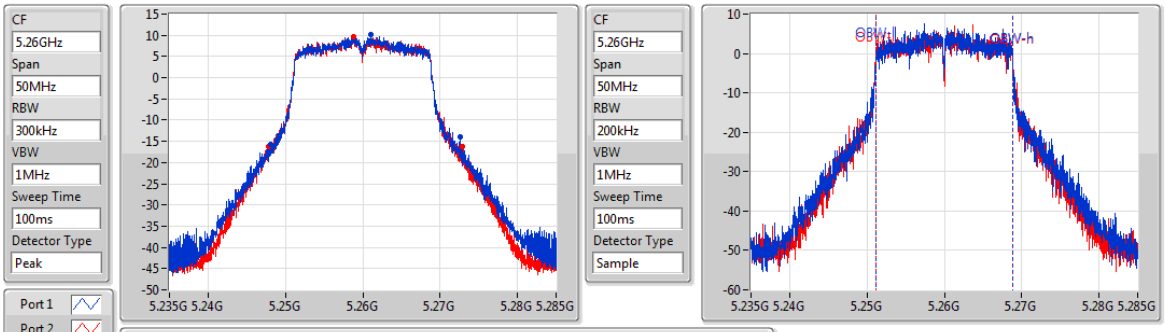

26dB(Hz)	Fl-26dB(Hz)	Fh-26dB(Hz)	OBW(Hz)	Fl-OBW(Hz)	Fh-OBW(Hz)	Limit(Hz)	Port
24.5M	5.24815G	5.27265G	17.666M	5.251154G	5.268821G	Inf	1
24.975M	5.24785G	5.272825G	17.691M	5.251129G	5.268821G	Inf	2

802.11ac VHT20_Nss1,(MCS0)_2TX — EBW

5300MHz

13/03/2019

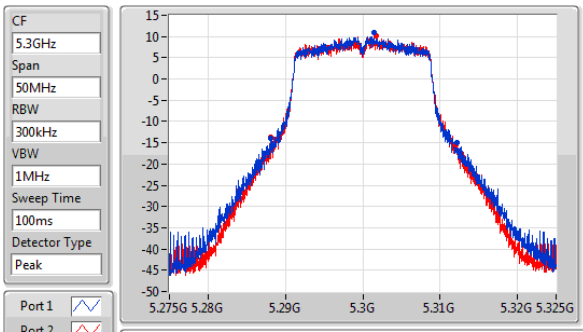

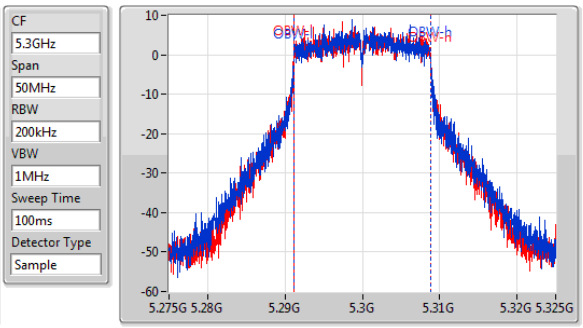

26dB(Hz)	Fl-26dB(Hz)	Fh-26dB(Hz)	OBW(Hz)	Fl-OBW(Hz)	Fh-OBW(Hz)	Limit(Hz)	Port
24.025M	5.288125G	5.31215G	17.666M	5.291129G	5.308796G	Inf	1
24.075M	5.288025G	5.3121G	17.691M	5.291129G	5.308821G	Inf	2

802.11ac VHT20_Nss1,(MCS0)_2TX — EBW

5320MHz

13/03/2019

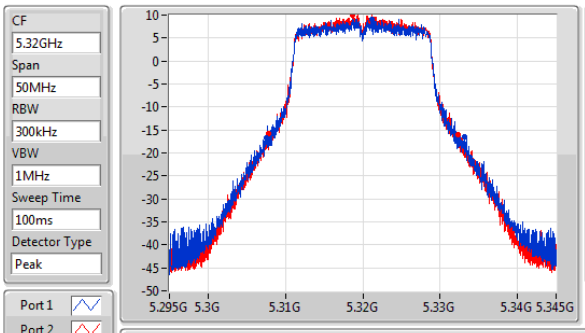

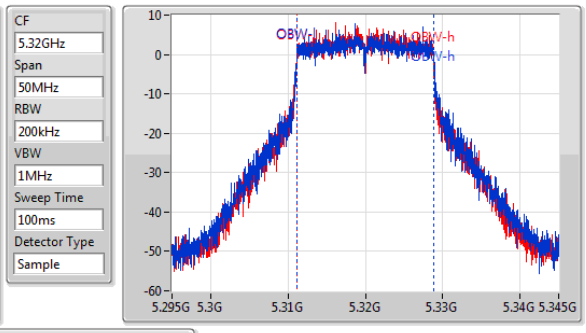

26dB(Hz)	Fl-26dB(Hz)	Fh-26dB(Hz)	OBW(Hz)	Fl-OBW(Hz)	Fh-OBW(Hz)	Limit(Hz)	Port
25.6M	5.307525G	5.333125G	17.766M	5.311129G	5.328896G	Inf	1
24.45M	5.307875G	5.332325G	17.666M	5.311129G	5.328796G	Inf	2

802.11ac VHT20_Nss1,(MCS0)_2TX — EBW

5500MHz

13/03/2019

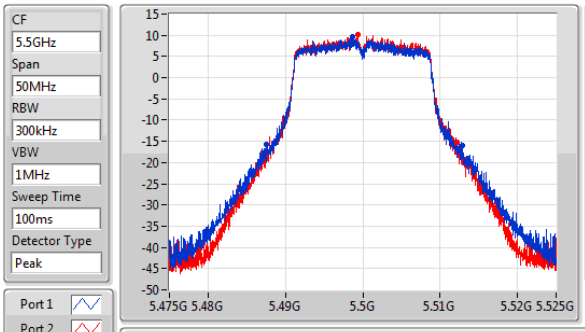

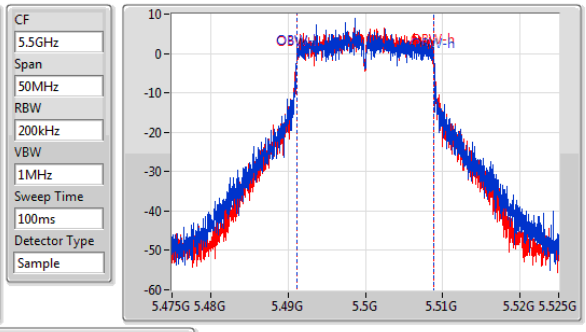

26dB(Hz)	Fl-26dB(Hz)	Fh-26dB(Hz)	OBW(Hz)	Fl-OBW(Hz)	Fh-OBW(Hz)	Limit(Hz)	Port
25.4M	5.48755G	5.51295G	17.741M	5.491104G	5.508846G	Inf	1
24.725M	5.487475G	5.5122G	17.716M	5.491104G	5.508821G	Inf	2

802.11ac VHT20_Nss1,(MCS0)_2TX — EBW

5580MHz

13/03/2019

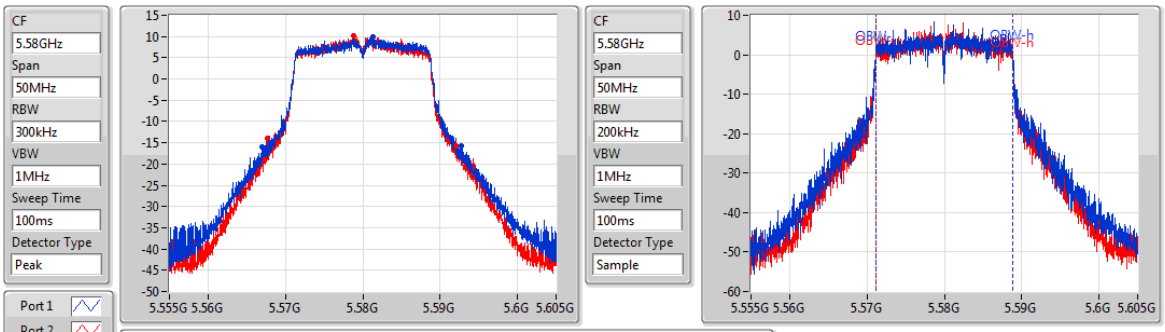

26dB(Hz)	Fl-26dB(Hz)	Fh-26dB(Hz)	OBW(Hz)	Fl-OBW(Hz)	Fh-OBW(Hz)	Limit(Hz)	Port
25.775M	5.567G	5.592775G	17.716M	5.571104G	5.588821G	Inf	1
24.35M	5.56765G	5.592G	17.691M	5.571129G	5.588821G	Inf	2

802.11ac VHT20_Nss1,(MCS0)_2TX — EBW

5700MHz

13/03/2019

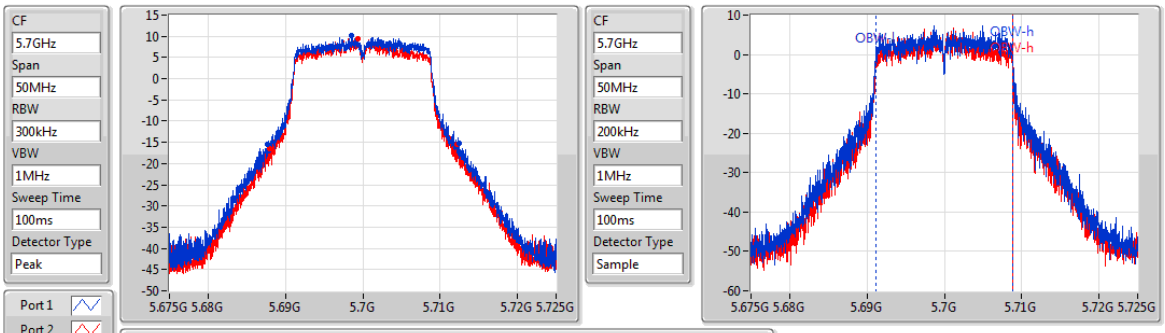

26dB(Hz)	Fl-26dB(Hz)	Fh-26dB(Hz)	OBW(Hz)	Fl-OBW(Hz)	Fh-OBW(Hz)	Limit(Hz)	Port
24.725M	5.687725G	5.71245G	17.741M	5.691104G	5.708846G	Inf	1
24.2M	5.687975G	5.712175G	17.666M	5.691154G	5.708821G	Inf	2

802.11ac VHT20_Nss1,(MCS0)_2TX — EBW

5720MHz Straddle 5.47-5.725GHz

13/03/2019

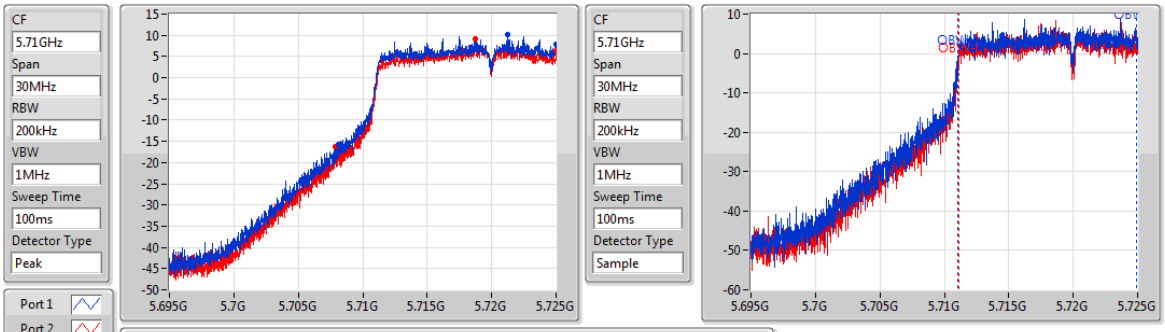

26dB(Hz)	Fl-26dB(Hz)	Fh-26dB(Hz)	OBW(Hz)	Fl-OBW(Hz)	Fh-OBW(Hz)	Limit(Hz)	Port
16.845M	5.708155G	5.725G	13.898M	5.711034G	5.724933G	Inf	1
17.13M	5.70787G	5.725G	13.823M	5.711094G	5.724918G	Inf	2

802.11ac VHT20_Nss1,(MCS0)_2TX — EBW

5720MHz Straddle 5.725-5.85GHz

13/03/2019

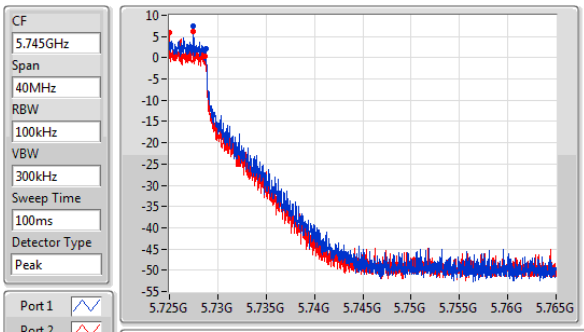

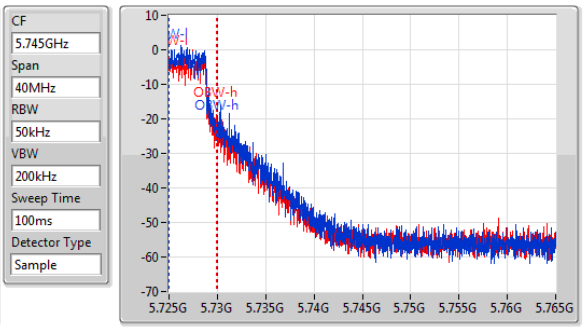

6dB(Hz)	Fl-6dB(Hz)	Fh-6dB(Hz)	OBW(Hz)	Fl-OBW(Hz)	Fh-OBW(Hz)	Limit(Hz)	Port
3.74M	5.725G	5.72874G	4.958M	5.72501G	5.729968G	500k	1
3.7M	5.725G	5.7287G	4.918M	5.72503G	5.729948G	500k	2

802.11ac VHT20_Nss1,(MCS0)_2TX — EBW

5745MHz

13/03/2019

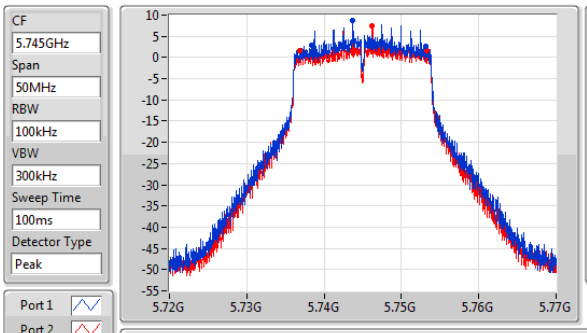

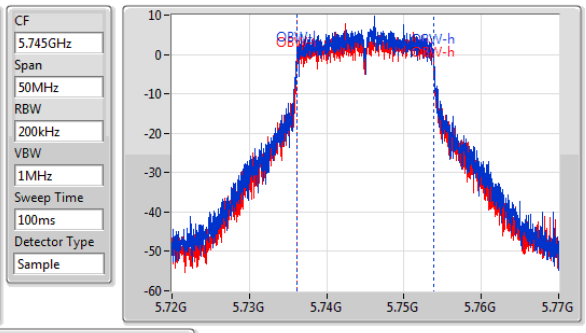

6dB(Hz)	Fl-6dB(Hz)	Fh-6dB(Hz)	OBW(Hz)	Fl-OBW(Hz)	Fh-OBW(Hz)	Limit(Hz)	Port
14.775M	5.738325G	5.7531G	17.691M	5.736129G	5.753821G	500k	1
16.475M	5.73685G	5.753325G	17.716M	5.736129G	5.753846G	500k	2

802.11ac VHT20_Nss1,(MCS0)_2TX — EBW

5785MHz

13/03/2019

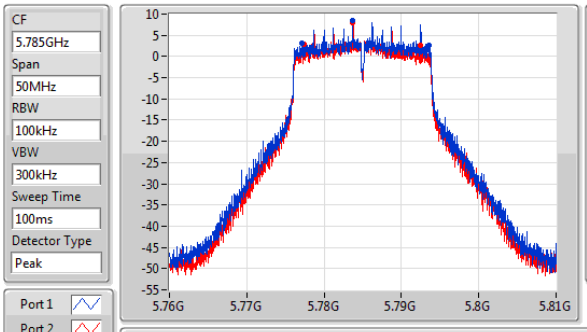

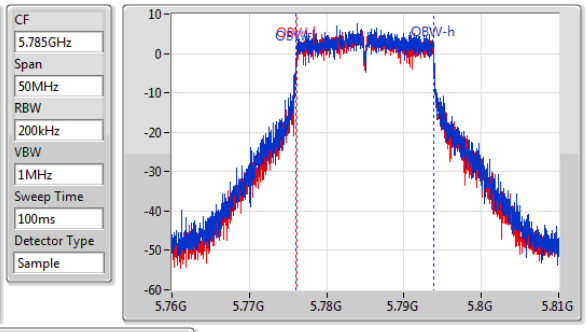

6dB(Hz)	Fl-6dB(Hz)	Fh-6dB(Hz)	OBW(Hz)	Fl-OBW(Hz)	Fh-OBW(Hz)	Limit(Hz)	Port
16.4M	5.7771G	5.7935G	17.741M	5.776079G	5.793821G	500k	1
15.075M	5.777425G	5.7925G	17.666M	5.776129G	5.793796G	500k	2

802.11ac VHT20_Nss1,(MCS0)_2TX

EBW

5825MHz

13/03/2019

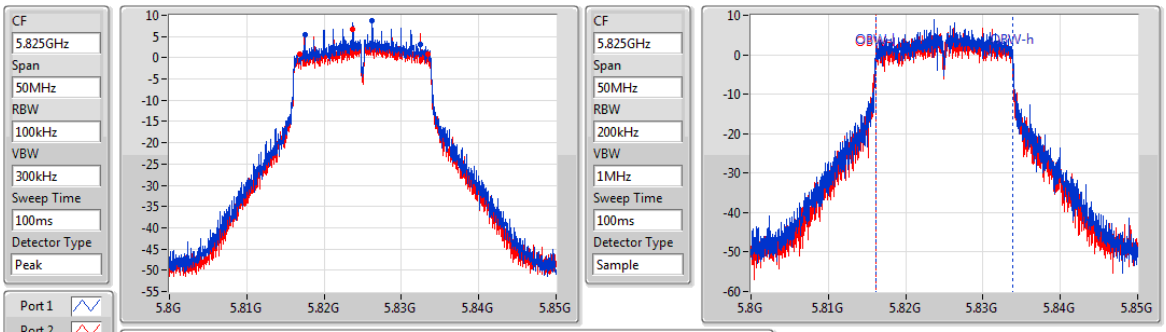

6dB(Hz)	Fl-6dB(Hz)	Fh-6dB(Hz)	OBW(Hz)	Fl-OBW(Hz)	Fh-OBW(Hz)	Limit(Hz)	Port
14.975M	5.8175G	5.832475G	17.691M	5.816129G	5.833821G	500k	1
16.6M	5.816875G	5.833475G	17.691M	5.816104G	5.833796G	500k	2

802.11ac VHT40_Nss1,(MCS0)_2TX

EBW

5190MHz

13/03/2019

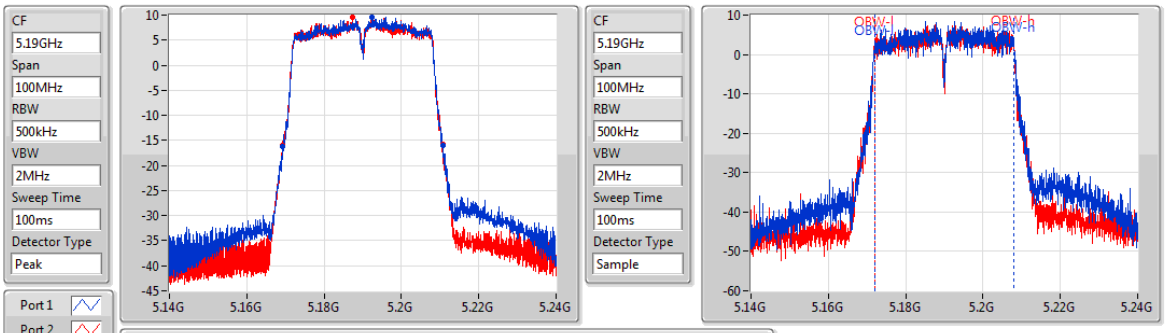

26dB(Hz)	Fl-26dB(Hz)	Fh-26dB(Hz)	OBW(Hz)	Fl-OBW(Hz)	Fh-OBW(Hz)	Limit(Hz)	Port
41.6M	5.1692G	5.2108G	36.182M	5.171909G	5.208091G	Inf	1
41.65M	5.16915G	5.2108G	36.132M	5.171909G	5.208041G	Inf	2

802.11ac VHT40_Nss1,(MCS0)_2TX

EBW

5230MHz

13/03/2019

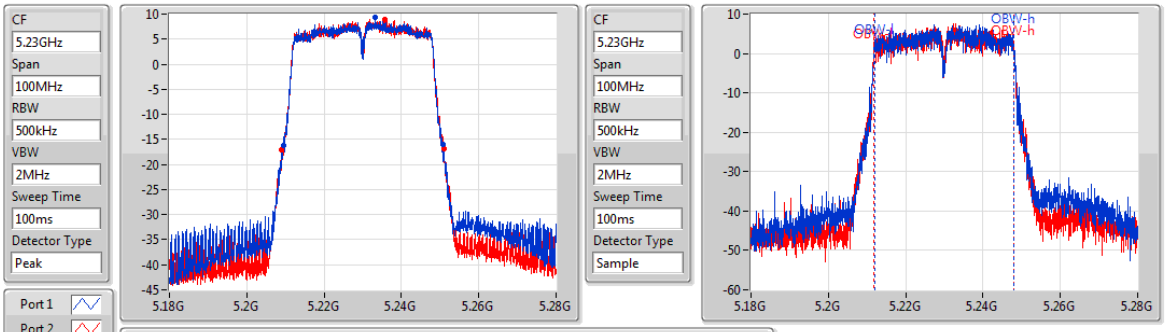

26dB(Hz)	Fl-26dB(Hz)	Fh-26dB(Hz)	OBW(Hz)	Fl-OBW(Hz)	Fh-OBW(Hz)	Limit(Hz)	Port
41.35M	5.2094G	5.25075G	36.132M	5.211909G	5.248041G	Inf	1
41.95M	5.2091G	5.25105G	36.182M	5.211859G	5.248041G	Inf	2

802.11ac VHT40_Nss1,(MCS0)_2TX — EBW

5270MHz

13/03/2019

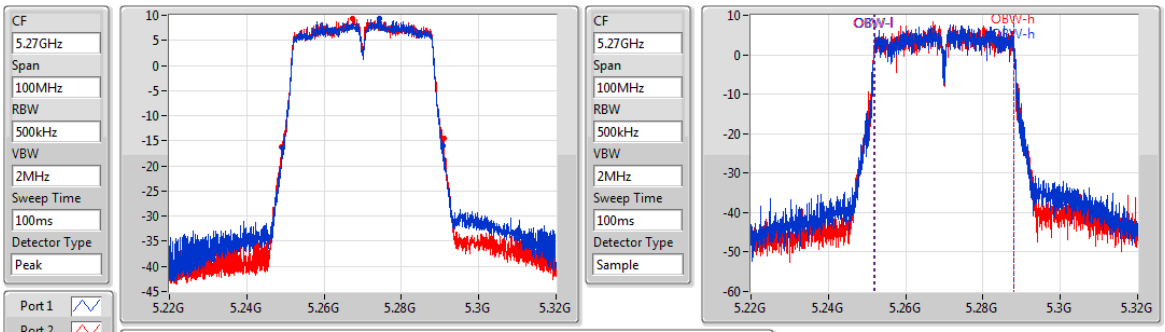

26dB(Hz)	Fl-26dB(Hz)	Fh-26dB(Hz)	OBW(Hz)	Fl-OBW(Hz)	Fh-OBW(Hz)	Limit(Hz)	Port
41.35M	5.2493G	5.29065G	36.182M	5.251909G	5.288091G	Inf	1
41.9M	5.249G	5.2909G	36.232M	5.251859G	5.288091G	Inf	2

802.11ac VHT40_Nss1,(MCS0)_2TX — EBW

5310MHz

13/03/2019

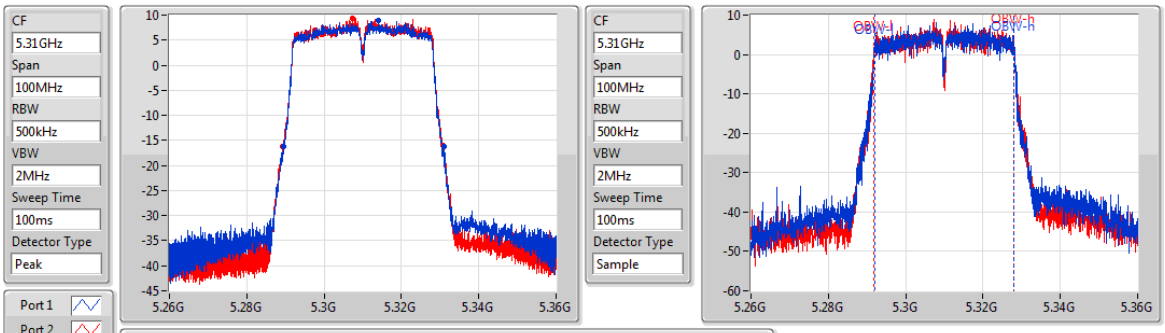

26dB(Hz)	Fl-26dB(Hz)	Fh-26dB(Hz)	OBW(Hz)	Fl-OBW(Hz)	Fh-OBW(Hz)	Limit(Hz)	Port
41.55M	5.28945G	5.331G	36.132M	5.291909G	5.328041G	Inf	1
41.55M	5.2893G	5.33085G	36.182M	5.291859G	5.328041G	Inf	2

802.11ac VHT40_Nss1,(MCS0)_2TX — EBW

5510MHz

13/03/2019

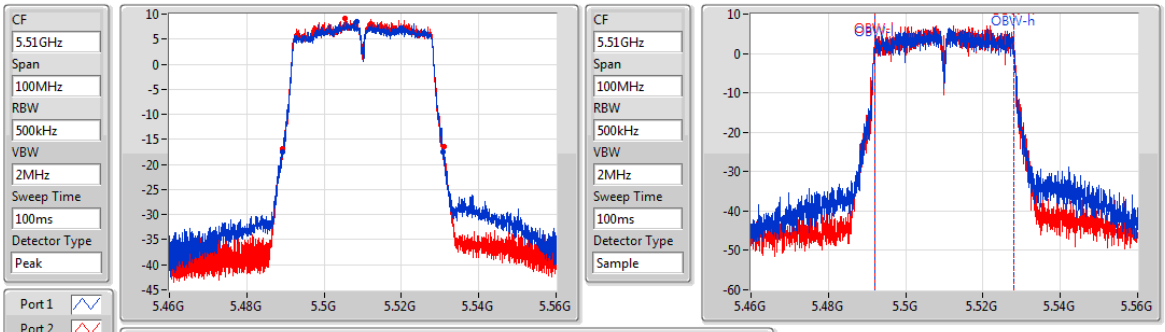

26dB(Hz)	Fl-26dB(Hz)	Fh-26dB(Hz)	OBW(Hz)	Fl-OBW(Hz)	Fh-OBW(Hz)	Limit(Hz)	Port
41.6M	5.48925G	5.53085G	36.132M	5.491909G	5.528041G	Inf	1
41.55M	5.48935G	5.5309G	36.132M	5.491909G	5.528041G	Inf	2

802.11ac VHT40_Nss1,(MCS0)_2TX

EBW

5550MHz

13/03/2019

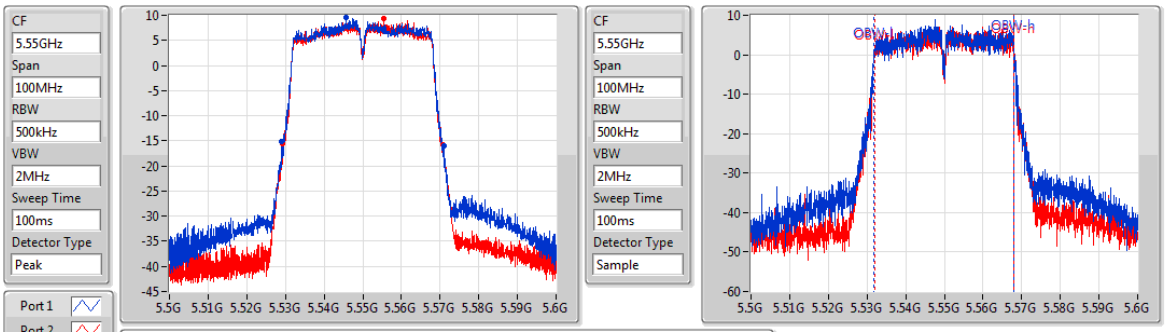

26dB(Hz)	Fl-26dB(Hz)	Fh-26dB(Hz)	OBW(Hz)	Fl-OBW(Hz)	Fh-OBW(Hz)	Limit(Hz)	Port
42M	5.52895G	5.57095G	36.182M	5.531859G	5.568041G	Inf	1
41.55M	5.5293G	5.57085G	36.132M	5.531959G	5.568091G	Inf	2

802.11ac VHT40_Nss1,(MCS0)_2TX

EBW

5670MHz

13/03/2019

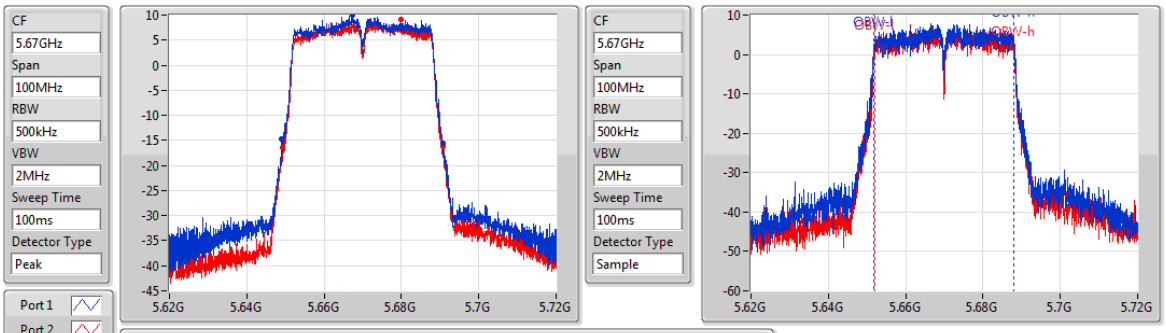

26dB(Hz)	Fl-26dB(Hz)	Fh-26dB(Hz)	OBW(Hz)	Fl-OBW(Hz)	Fh-OBW(Hz)	Limit(Hz)	Port
41.65M	5.649G	5.69065G	36.232M	5.651859G	5.688091G	Inf	1
41.5M	5.64935G	5.69085G	36.082M	5.651959G	5.688041G	Inf	2

802.11ac VHT40_Nss1,(MCS0)_2TX

EBW

5710MHz Straddle 5.47-5.725GHz

13/03/2019

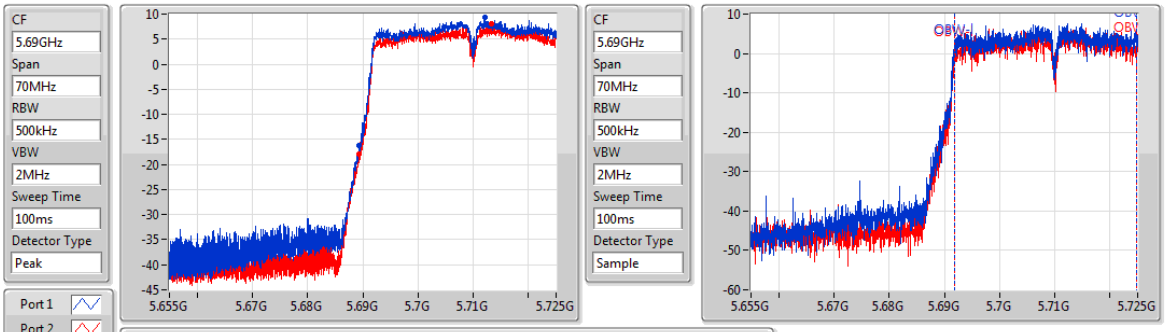

26dB(Hz)	Fl-26dB(Hz)	Fh-26dB(Hz)	OBW(Hz)	Fl-OBW(Hz)	Fh-OBW(Hz)	Limit(Hz)	Port
35.665M	5.689335G	5.725G	32.989M	5.691819G	5.724808G	Inf	1
35.7M	5.6893G	5.725G	32.919M	5.691889G	5.724808G	Inf	2

802.11ac VHT40_Nss1,(MCS0)_2TX — EBW

5710MHz Straddle 5.725-5.85GHz

13/03/2019

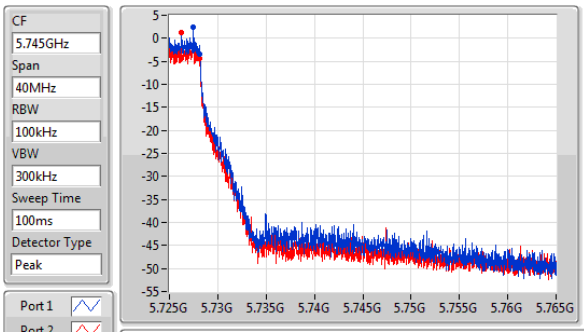

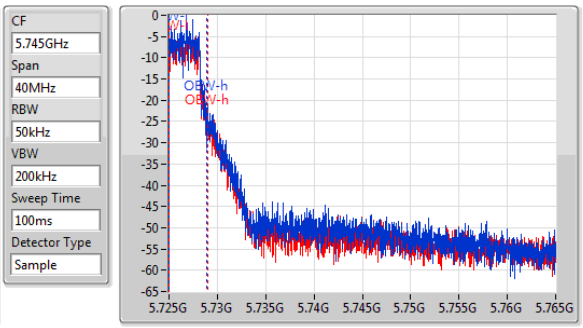

6dB(Hz)	Fl-6dB(Hz)	Fh-6dB(Hz)	OBW(Hz)	Fl-OBW(Hz)	Fh-OBW(Hz)	Limit(Hz)	Port
3.14M	5.725G	5.72814G	3.938M	5.72501G	5.728948G	500k	1
3.14M	5.725G	5.72814G	4.038M	5.72501G	5.729048G	500k	2

802.11ac VHT40_Nss1,(MCS0)_2TX — EBW

5755MHz

13/03/2019

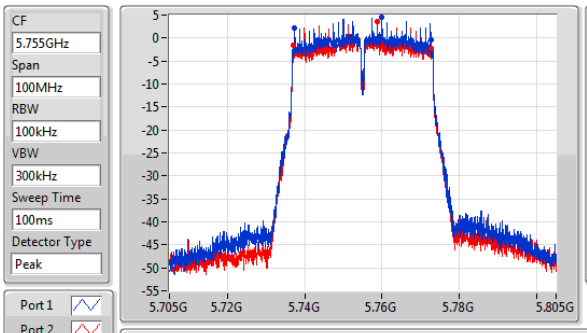

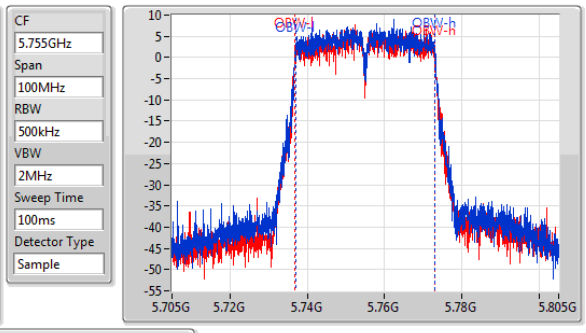

6dB(Hz)	Fl-6dB(Hz)	Fh-6dB(Hz)	OBW(Hz)	Fl-OBW(Hz)	Fh-OBW(Hz)	Limit(Hz)	Port
35.1M	5.73745G	5.77255G	36.132M	5.736909G	5.773041G	500k	1
35.65M	5.7371G	5.77275G	36.182M	5.736859G	5.773041G	500k	2

802.11ac VHT40_Nss1,(MCS0)_2TX — EBW

5795MHz

13/03/2019

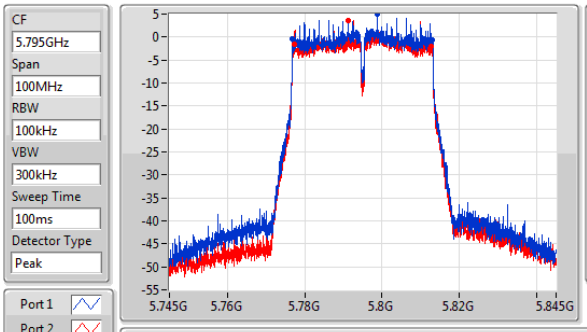

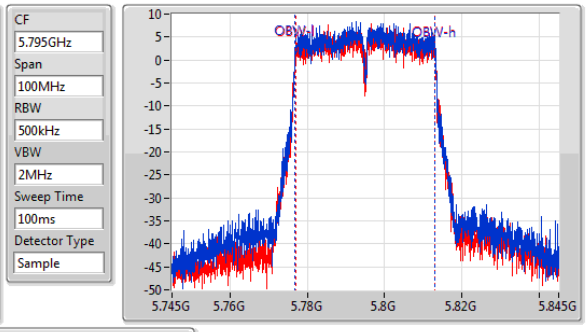

6dB(Hz)	Fl-6dB(Hz)	Fh-6dB(Hz)	OBW(Hz)	Fl-OBW(Hz)	Fh-OBW(Hz)	Limit(Hz)	Port
36.3M	5.7768G	5.8131G	36.182M	5.776859G	5.813041G	500k	1
35.4M	5.7774G	5.8128G	36.182M	5.776909G	5.813091G	500k	2

802.11ac VHT80_Nss1,(MCS0)_2TX

EBW

5210MHz

13/03/2019

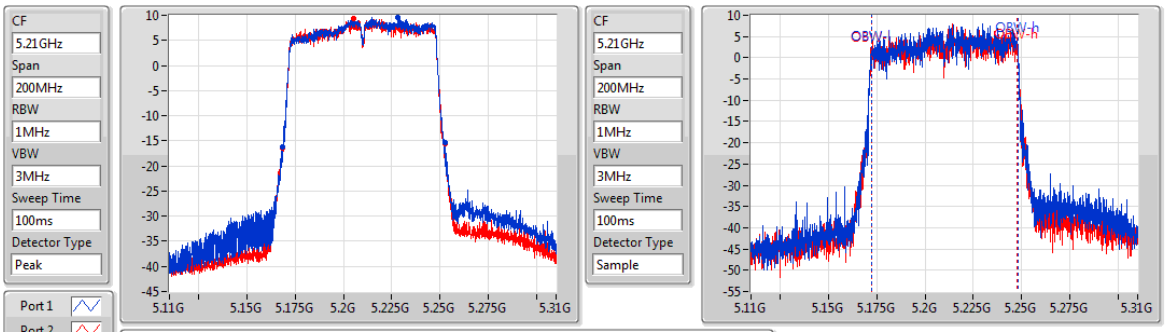

26dB(Hz)	Fl-26dB(Hz)	Fh-26dB(Hz)	OBW(Hz)	Fl-OBW(Hz)	Fh-OBW(Hz)	Limit(Hz)	Port
84M	5.1685G	5.2525G	75.662M	5.172319G	5.247981G	Inf	1
83.8M	5.1687G	5.2525G	75.662M	5.172219G	5.247881G	Inf	2

802.11ac VHT80_Nss1,(MCS0)_2TX

EBW

5290MHz

13/03/2019

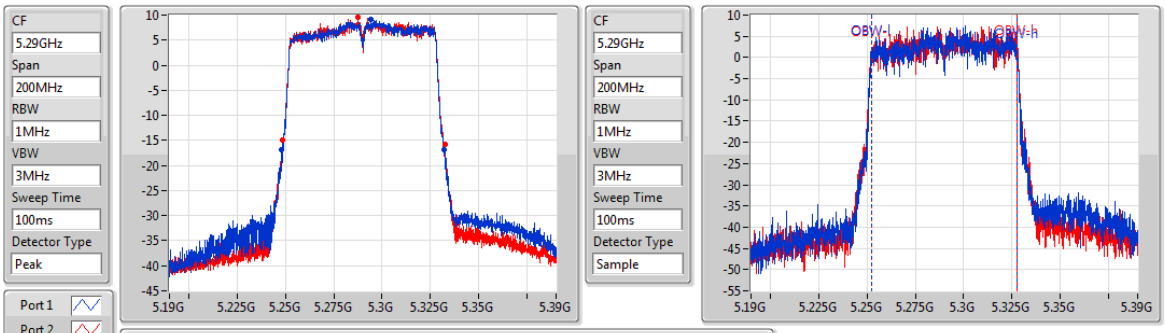

26dB(Hz)	Fl-26dB(Hz)	Fh-26dB(Hz)	OBW(Hz)	Fl-OBW(Hz)	Fh-OBW(Hz)	Limit(Hz)	Port
84.1M	5.2482G	5.3323G	75.562M	5.252219G	5.327781G	Inf	1
83.7M	5.2487G	5.3324G	75.662M	5.252219G	5.327881G	Inf	2

802.11ac VHT80_Nss1,(MCS0)_2TX

EBW

5530MHz

13/03/2019

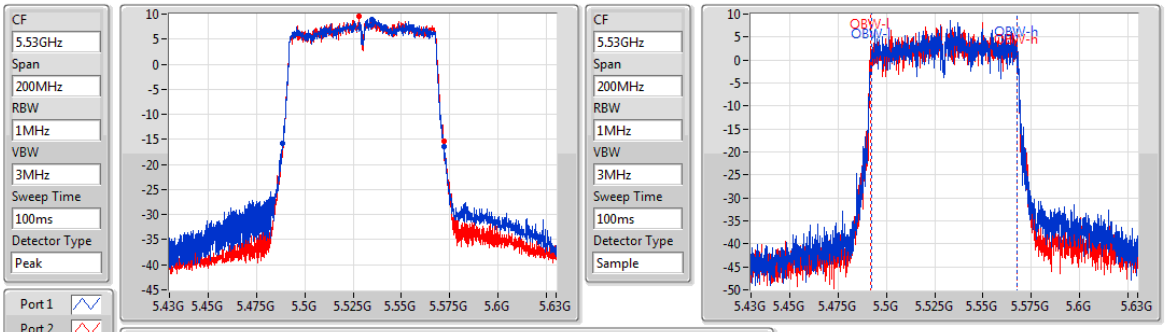

26dB(Hz)	Fl-26dB(Hz)	Fh-26dB(Hz)	OBW(Hz)	Fl-OBW(Hz)	Fh-OBW(Hz)	Limit(Hz)	Port
83.8M	5.4883G	5.5721G	75.662M	5.492119G	5.567781G	Inf	1
83.3M	5.4886G	5.5719G	75.862M	5.492019G	5.567881G	Inf	2

802.11ac VHT80_Nss1,(MCS0)_2TX — EBW

5690MHz Straddle 5.47-5.725GHz

13/03/2019

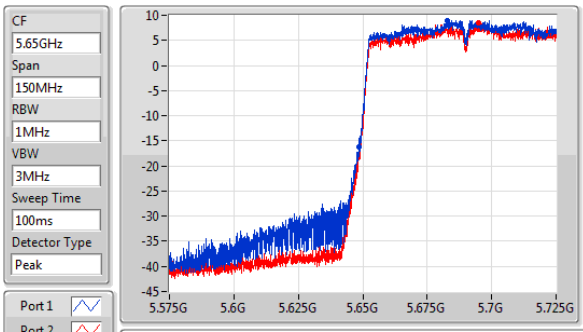

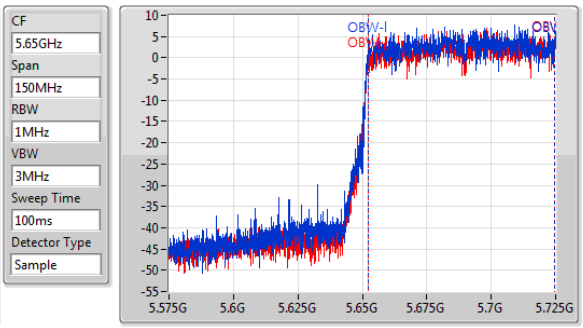

26dB(Hz)	Fl-26dB(Hz)	Fh-26dB(Hz)	OBW(Hz)	Fl-OBW(Hz)	Fh-OBW(Hz)	Limit(Hz)	Port
76.575M	5.648425G	5.725G	72.489M	5.652249G	5.724738G	Inf	1
76.425M	5.648575G	5.725G	72.414M	5.652249G	5.724663G	Inf	2

802.11ac VHT80_Nss1,(MCS0)_2TX — EBW

5690MHz Straddle 5.725-5.85GHz

13/03/2019

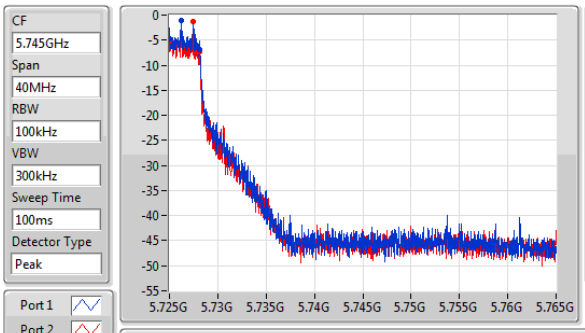

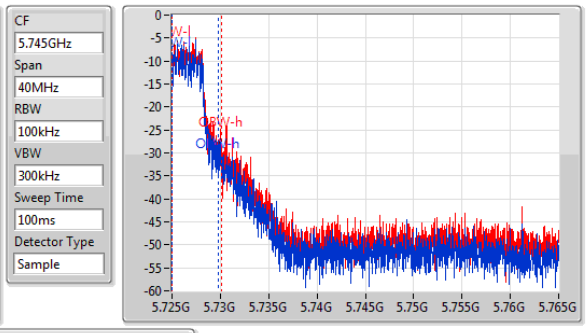

6dB(Hz)	Fl-6dB(Hz)	Fh-6dB(Hz)	OBW(Hz)	Fl-OBW(Hz)	Fh-OBW(Hz)	Limit(Hz)	Port
3.14M	5.725G	5.72814G	4.798M	5.72501G	5.729808G	500k	1
3.12M	5.725G	5.72812G	5.117M	5.72501G	5.730127G	500k	2

802.11ac VHT80_Nss1,(MCS0)_2TX — EBW

5775MHz

13/03/2019

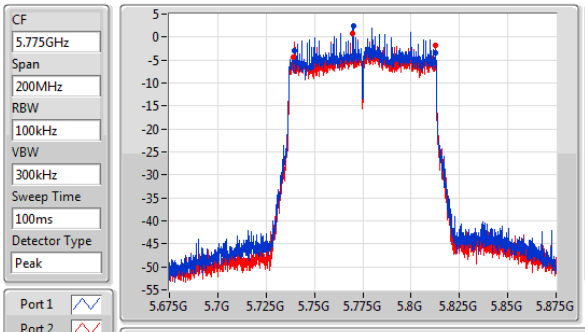

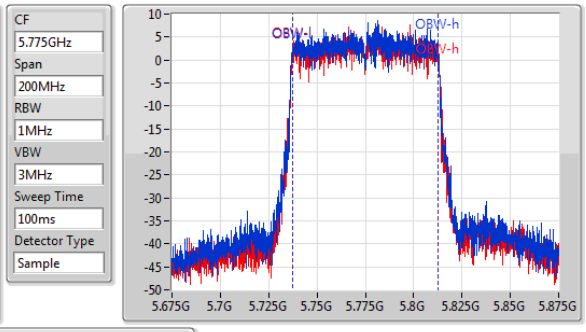

6dB(Hz)	Fl-6dB(Hz)	Fh-6dB(Hz)	OBW(Hz)	Fl-OBW(Hz)	Fh-OBW(Hz)	Limit(Hz)	Port
72.7M	5.7399G	5.8126G	75.662M	5.737119G	5.812781G	500k	1
73.7M	5.7388G	5.8125G	75.762M	5.737119G	5.812881G	500k	2

Summary

Mode	Total Power (dBm)	Total Power (W)	EIRP (dBm)	EIRP (W)
5.15-5.25GHz	-	-	-	-
802.11a_Nss1,(6Mbps)_2TX	21.49	0.14093	23.65	0.23174
802.11ac VHT20_Nss1,(MCS0)_2TX	20.18	0.10423	22.34	0.17140
802.11ac VHT40_Nss1,(MCS0)_2TX	20.48	0.11169	22.64	0.18365
802.11ac VHT80_Nss1,(MCS0)_2TX	19.44	0.08790	21.60	0.14454
5.25-5.35GHz	-	-	-	-
802.11a_Nss1,(6Mbps)_2TX	21.36	0.13677	23.52	0.22491
802.11ac VHT20_Nss1,(MCS0)_2TX	20.49	0.11194	22.65	0.18408
802.11ac VHT40_Nss1,(MCS0)_2TX	20.33	0.10789	22.49	0.17742
802.11ac VHT80_Nss1,(MCS0)_2TX	19.11	0.08147	21.27	0.13397
5.47-5.725GHz	-	-	-	-
802.11a_Nss1,(6Mbps)_2TX	21.47	0.14028	23.63	0.23067
802.11ac VHT20_Nss1,(MCS0)_2TX	20.47	0.11143	22.63	0.18323
802.11ac VHT40_Nss1,(MCS0)_2TX	20.48	0.11169	22.64	0.18365
802.11ac VHT80_Nss1,(MCS0)_2TX	20.08	0.10186	22.24	0.16749
5.725-5.85GHz	-	-	-	-
802.11a_Nss1,(6Mbps)_2TX	21.42	0.13868	23.58	0.22803
802.11ac VHT20_Nss1,(MCS0)_2TX	20.46	0.11117	22.62	0.18281
802.11ac VHT40_Nss1,(MCS0)_2TX	20.35	0.10839	22.51	0.17824
802.11ac VHT80_Nss1,(MCS0)_2TX	19.14	0.08204	21.30	0.13490

Result

Mode	Result	DG (dBi)	Port 1 (dBm)	Port 2 (dBm)	Total Power (dBm)	Power Limit (dBm)	EIRP (dBm)	EIRP Limit (dBm)
802.11a_Nss1,(6Mbps)_2TX	-	-	-	-	-	-	-	-
5180MHz_TnomVnom	Pass	2.16	18.45	18.26	21.37	24.00	23.53	30.00
5200MHz_TnomVnom	Pass	2.16	18.63	18.32	21.49	24.00	23.65	30.00
5240MHz_TnomVnom	Pass	2.16	18.45	18.43	21.45	24.00	23.61	30.00
5260MHz_TnomVnom	Pass	2.16	18.35	18.34	21.36	24.00	23.52	30.00
5300MHz_TnomVnom	Pass	2.16	18.11	18.20	21.17	24.00	23.33	30.00
5320MHz_TnomVnom	Pass	2.16	18.02	18.19	21.12	24.00	23.28	30.00
5500MHz_TnomVnom	Pass	2.16	18.01	18.26	21.15	24.00	23.31	30.00
5580MHz_TnomVnom	Pass	2.16	18.37	18.02	21.21	24.00	23.37	30.00
5700MHz_TnomVnom	Pass	2.16	18.88	17.71	21.34	24.00	23.50	30.00
5720MHz Straddle 5.47-5.725GHz_TnomVnom	Pass	2.16	18.97	17.88	21.47	23.28	23.63	29.28
5720MHz Straddle 5.725-5.85GHz_TnomVnom	Pass	2.16	12.47	11.31	14.94	30.00	17.10	36.00
5745MHz_TnomVnom	Pass	2.16	18.96	17.79	21.42	30.00	23.58	36.00
5785MHz_TnomVnom	Pass	2.16	18.67	17.69	21.22	30.00	23.38	36.00
5825MHz_TnomVnom	Pass	2.16	18.78	17.60	21.24	30.00	23.40	36.00
802.11ac VHT20_Nss1,(MCS0)_2TX	-	-	-	-	-	-	-	-
5180MHz_TnomVnom	Pass	2.16	17.08	16.99	20.05	24.00	22.21	30.00
5200MHz_TnomVnom	Pass	2.16	17.23	17.10	20.18	24.00	22.34	30.00
5240MHz_TnomVnom	Pass	2.16	17.13	17.18	20.17	24.00	22.33	30.00
5260MHz_TnomVnom	Pass	2.16	17.19	17.02	20.12	24.00	22.28	30.00
5300MHz_TnomVnom	Pass	2.16	17.59	17.37	20.49	24.00	22.65	30.00
5320MHz_TnomVnom	Pass	2.16	17.06	17.54	20.32	24.00	22.48	30.00
5500MHz_TnomVnom	Pass	2.16	16.90	17.47	20.20	24.00	22.36	30.00
5580MHz_TnomVnom	Pass	2.16	17.44	17.48	20.47	24.00	22.63	30.00
5700MHz_TnomVnom	Pass	2.16	17.54	16.59	20.10	24.00	22.26	30.00
5720MHz Straddle 5.47-5.725GHz_TnomVnom	Pass	2.16	17.84	16.79	20.36	23.26	22.52	29.26
5720MHz Straddle 5.725-5.85GHz_TnomVnom	Pass	2.16	12.03	10.42	14.31	30.00	16.47	36.00
5745MHz_TnomVnom	Pass	2.16	17.91	16.62	20.32	30.00	22.48	36.00
5785MHz_TnomVnom	Pass	2.16	17.87	16.99	20.46	30.00	22.62	36.00
5825MHz_TnomVnom	Pass	2.16	17.54	16.38	20.01	30.00	22.17	36.00
802.11ac VHT40_Nss1,(MCS0)_2TX	-	-	-	-	-	-	-	-
5190MHz_TnomVnom	Pass	2.16	17.60	17.34	20.48	24.00	22.64	30.00
5230MHz_TnomVnom	Pass	2.16	17.10	16.97	20.05	24.00	22.21	30.00
5270MHz_TnomVnom	Pass	2.16	17.36	17.27	20.33	24.00	22.49	30.00
5310MHz_TnomVnom	Pass	2.16	17.00	17.24	20.13	24.00	22.29	30.00
5510MHz_TnomVnom	Pass	2.16	16.88	17.17	20.04	24.00	22.20	30.00
5550MHz_TnomVnom	Pass	2.16	17.34	17.07	20.22	24.00	22.38	30.00
5670MHz_TnomVnom	Pass	2.16	17.89	17.00	20.48	24.00	22.64	30.00
5710MHz Straddle 5.47-5.725GHz_TnomVnom	Pass	2.16	17.64	16.39	20.07	24.00	22.23	30.00
5710MHz Straddle 5.725-5.85GHz_TnomVnom	Pass	2.16	7.38	5.68	9.62	30.00	11.78	36.00
5755MHz_TnomVnom	Pass	2.16	17.60	16.48	20.09	30.00	22.25	36.00
5795MHz_TnomVnom	Pass	2.16	17.80	16.82	20.35	30.00	22.51	36.00
802.11ac VHT80_Nss1,(MCS0)_2TX	-	-	-	-	-	-	-	-
5210MHz_TnomVnom	Pass	2.16	16.53	16.33	19.44	24.00	21.60	30.00

Mode	Result	DG (dBi)	Port 1 (dBm)	Port 2 (dBm)	Total Power (dBm)	Power Limit (dBm)	EIRP (dBm)	EIRP Limit (dBm)
5290MHz_TnomVnom	Pass	2.16	16.11	16.09	19.11	24.00	21.27	30.00
5530MHz_TnomVnom	Pass	2.16	16.18	16.05	19.13	24.00	21.29	30.00
5690MHz Straddle 5.47-5.725GHz_TnomVnom	Pass	2.16	17.54	16.54	20.08	24.00	22.24	30.00
5690MHz Straddle 5.725-5.85GHz_TnomVnom	Pass	2.16	4.07	2.64	6.42	30.00	8.58	36.00
5775MHz_TnomVnom	Pass	2.16	16.61	15.58	19.14	30.00	21.30	36.00

DG = Directional Gain;**Port X** = Port X output power

802.11a_Nss1,(6Mbps)_2TX **AV Power**

5720MHz Straddle 5.47-5.725GHz

13/03/2019

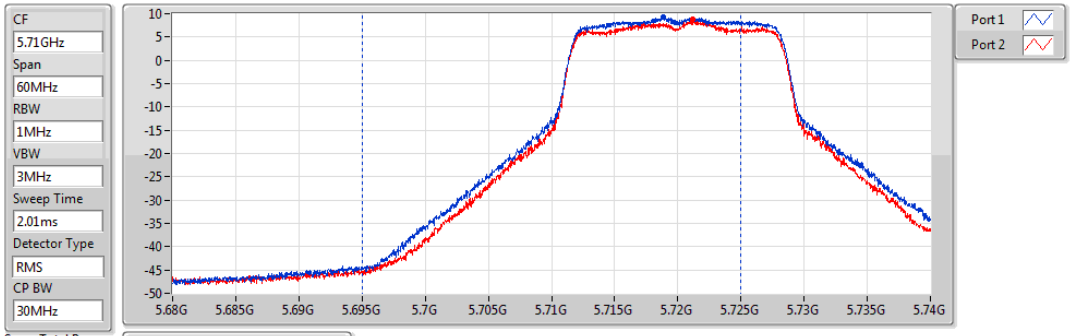

Sum=Total Power
PX=Port X

Sum(dBm)	P1(dBm)	P2(dBm)
21.47	18.97	17.88

802.11a_Nss1,(6Mbps)_2TX **AV Power**

5720MHz Straddle 5.725-5.85GHz

13/03/2019

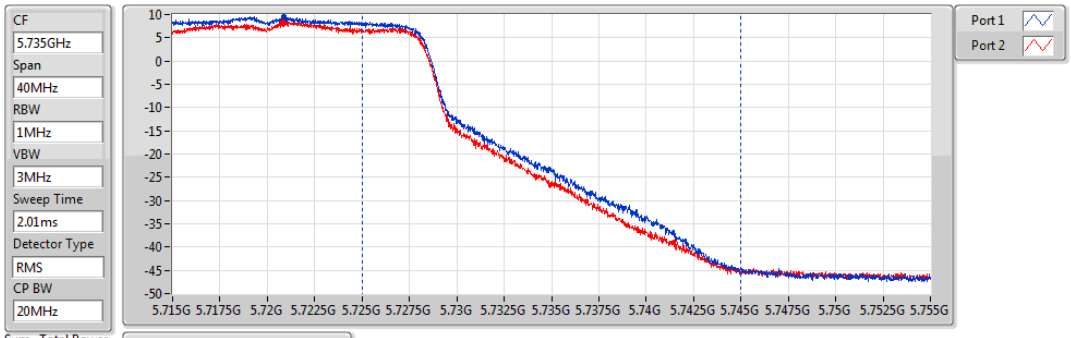

Sum=Total Power
PX=Port X

Sum(dBm)	P1(dBm)	P2(dBm)
14.94	12.47	11.31

802.11ac VHT20_Nss1,(MCS0)_2TX **AV Power**

5720MHz Straddle 5.47-5.725GHz

13/03/2019

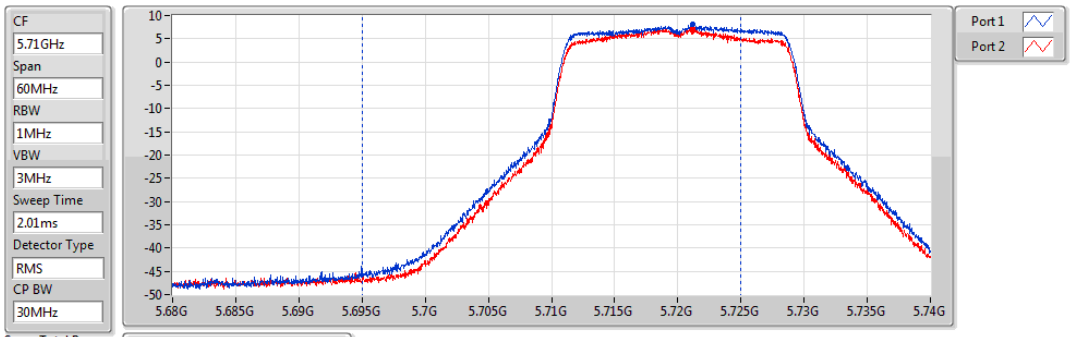

Sum=Total Power
PX=Port X

Sum(dBm)	P1(dBm)	P2(dBm)
20.36	17.84	16.79

802.11ac VHT20_Nss1,(MCS0)_2TX — AV Power

5720MHz Straddle 5.725-5.85GHz

13/03/2019

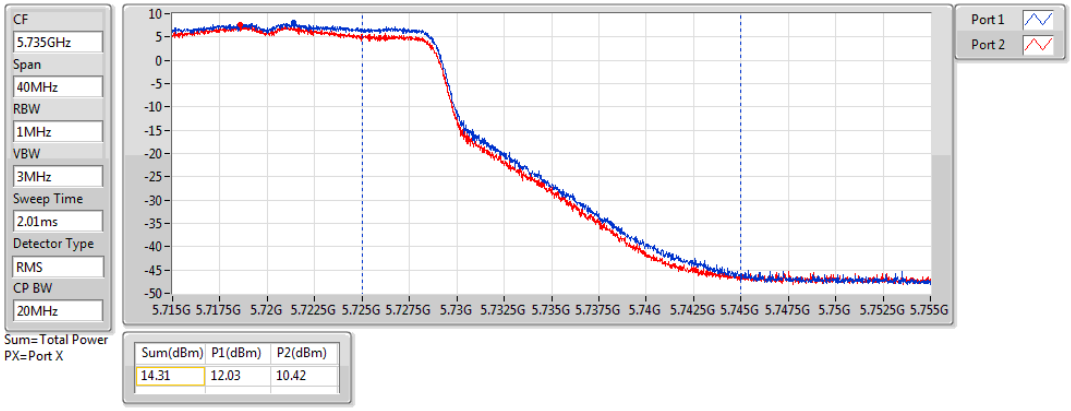

Sum(dBm)	P1(dBm)	P2(dBm)
14.31	12.03	10.42

802.11ac VHT40_Nss1,(MCS0)_2TX — AV Power

5710MHz Straddle 5.47-5.725GHz

13/03/2019

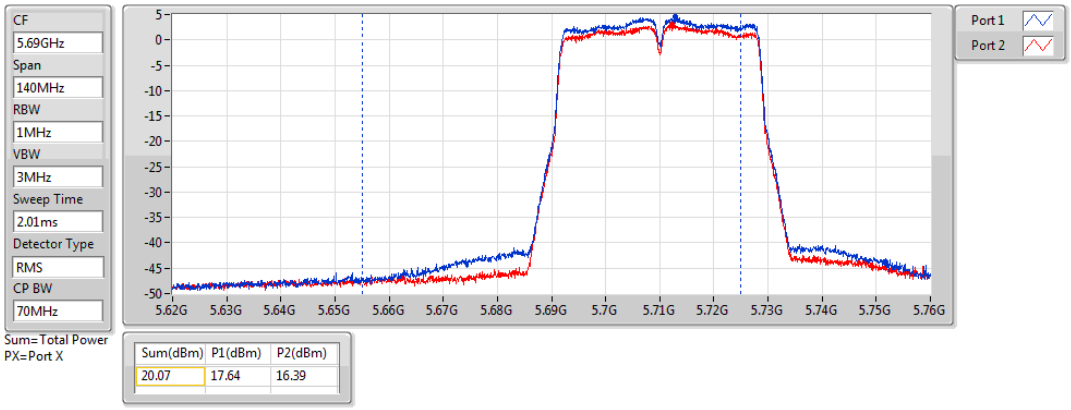

Sum(dBm)	P1(dBm)	P2(dBm)
20.07	17.64	16.39

802.11ac VHT40_Nss1,(MCS0)_2TX — AV Power

5710MHz Straddle 5.725-5.85GHz

13/03/2019

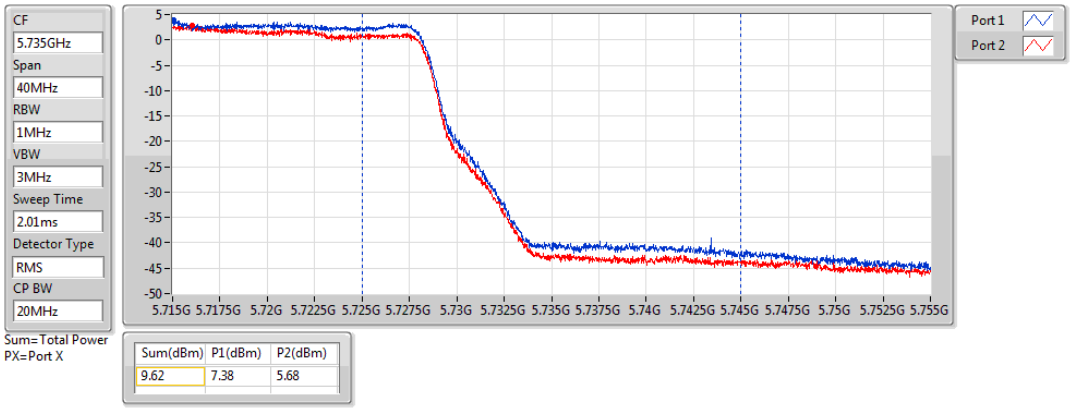

Sum(dBm)	P1(dBm)	P2(dBm)
9.62	7.38	5.68

802.11ac VHT80_Nss1,(MCS0)_2TX **AV Power**

5690MHz Straddle 5.47-5.725GHz

13/03/2019

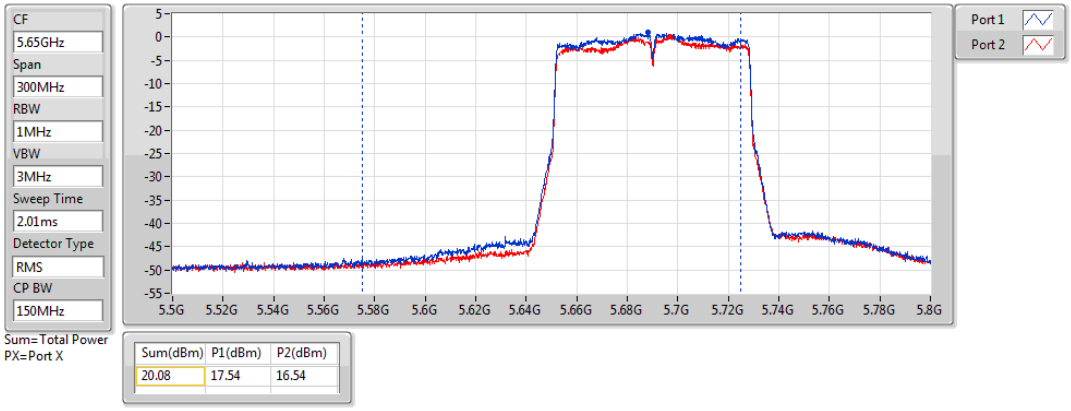

Sum=Total Power
PX=Port X

Sum(dBm)	P1(dBm)	P2(dBm)
20.08	17.54	16.54

802.11ac VHT80_Nss1,(MCS0)_2TX **AV Power**

5690MHz Straddle 5.725-5.85GHz

13/03/2019

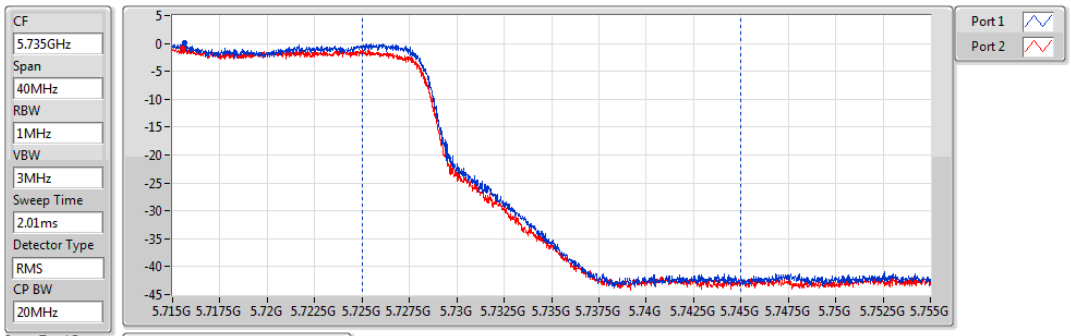

Sum=Total Power
PX=Port X

Sum(dBm)	P1(dBm)	P2(dBm)
6.42	4.07	2.64

Summary

Mode	PD (dBm/RBW)	EIRP PD (dBm/RBW)
5.15-5.25GHz	-	-
802.11a_Nss1,(6Mbps)_2TX	9.17	14.34
802.11ac VHT20_Nss1,(MCS0)_2TX	8.48	13.65
802.11ac VHT40_Nss1,(MCS0)_2TX	5.88	11.05
802.11ac VHT80_Nss1,(MCS0)_2TX	2.07	7.24
5.25-5.35GHz	-	-
802.11a_Nss1,(6Mbps)_2TX	9.02	14.19
802.11ac VHT20_Nss1,(MCS0)_2TX	8.83	14.00
802.11ac VHT40_Nss1,(MCS0)_2TX	5.80	10.97
802.11ac VHT80_Nss1,(MCS0)_2TX	1.90	7.07
5.47-5.725GHz	-	-
802.11a_Nss1,(6Mbps)_2TX	10.27	15.44
802.11ac VHT20_Nss1,(MCS0)_2TX	8.78	13.95
802.11ac VHT40_Nss1,(MCS0)_2TX	5.91	11.08
802.11ac VHT80_Nss1,(MCS0)_2TX	1.83	7.00
5.725-5.85GHz	-	-
802.11a_Nss1,(6Mbps)_2TX	7.99	13.16
802.11ac VHT20_Nss1,(MCS0)_2TX	7.21	12.38
802.11ac VHT40_Nss1,(MCS0)_2TX	4.57	9.74
802.11ac VHT80_Nss1,(MCS0)_2TX	0.62	5.79

RBW = 500kHz for 5.725-5.85GHz band / 1MHz for other band;

Result

Mode	Result	DG (dBi)	Port 1 (dBm/RBW)	Port 2 (dBm/RBW)	PD (dBm/RBW)	PD Limit (dBm/RBW)	EIRP PD (dBm/RBW)	EIRP PD Limit (dBm/RBW)
802.11a_Nss1,(6Mbps)_2TX	-	-	-	-	-	-	-	-
5180MHz_TnomVnom	Pass	5.17	6.23	5.74	8.95	11.00	14.12	17.00
5200MHz_TnomVnom	Pass	5.17	6.34	5.78	9.06	11.00	14.23	17.00
5240MHz_TnomVnom	Pass	5.17	6.14	6.22	9.17	11.00	14.34	17.00
5260MHz_TnomVnom	Pass	5.17	6.14	5.97	9.02	11.00	14.19	17.00
5300MHz_TnomVnom	Pass	5.17	5.65	5.93	8.79	11.00	13.96	17.00
5320MHz_TnomVnom	Pass	5.17	5.73	6.05	8.90	11.00	14.07	17.00
5500MHz_TnomVnom	Pass	5.17	5.77	6.03	8.89	11.00	14.06	17.00
5580MHz_TnomVnom	Pass	5.17	6.42	5.68	9.04	11.00	14.21	17.00
5700MHz_TnomVnom	Pass	5.17	6.90	5.71	9.29	11.00	14.46	17.00
5720MHz Straddle 5.47-5.725GHz_TnomVnom	Pass	5.17	7.90	6.58	10.27	11.00	15.44	17.00
5720MHz Straddle 5.725-5.85GHz_TnomVnom	Pass	5.17	5.18	3.58	7.38	30.00	12.55	36.00
5745MHz_TnomVnom	Pass	5.17	5.58	4.36	7.99	30.00	13.16	36.00
5785MHz_TnomVnom	Pass	5.17	4.88	4.10	7.50	30.00	12.67	36.00
5825MHz_TnomVnom	Pass	5.17	5.34	4.10	7.73	30.00	12.90	36.00
802.11ac VHT20_Nss1,(MCS0)_2TX	-	-	-	-	-	-	-	-
5180MHz_TnomVnom	Pass	5.17	5.13	5.26	8.19	11.00	13.36	17.00
5200MHz_TnomVnom	Pass	5.17	5.28	5.36	8.31	11.00	13.48	17.00
5240MHz_TnomVnom	Pass	5.17	5.67	5.33	8.48	11.00	13.65	17.00
5260MHz_TnomVnom	Pass	5.17	5.67	5.18	8.44	11.00	13.61	17.00
5300MHz_TnomVnom	Pass	5.17	6.07	5.60	8.83	11.00	14.00	17.00
5320MHz_TnomVnom	Pass	5.17	5.05	5.92	8.49	11.00	13.66	17.00
5500MHz_TnomVnom	Pass	5.17	5.14	5.59	8.37	11.00	13.54	17.00
5580MHz_TnomVnom	Pass	5.17	5.71	5.84	8.78	11.00	13.95	17.00
5700MHz_TnomVnom	Pass	5.17	5.51	5.03	8.24	11.00	13.41	17.00
5720MHz Straddle 5.47-5.725GHz_TnomVnom	Pass	5.17	6.05	5.36	8.69	11.00	13.86	17.00
5720MHz Straddle 5.725-5.85GHz_TnomVnom	Pass	5.17	3.58	1.97	5.86	30.00	11.03	36.00
5745MHz_TnomVnom	Pass	5.17	4.92	3.36	7.21	30.00	12.38	36.00
5785MHz_TnomVnom	Pass	5.17	4.35	3.88	7.07	30.00	12.24	36.00
5825MHz_TnomVnom	Pass	5.17	4.60	3.28	6.99	30.00	12.16	36.00
802.11ac VHT40_Nss1,(MCS0)_2TX	-	-	-	-	-	-	-	-
5190MHz_TnomVnom	Pass	5.17	3.04	2.69	5.88	11.00	11.05	17.00
5230MHz_TnomVnom	Pass	5.17	2.56	2.51	5.54	11.00	10.71	17.00
5270MHz_TnomVnom	Pass	5.17	2.74	2.93	5.80	11.00	10.97	17.00
5310MHz_TnomVnom	Pass	5.17	2.23	2.79	5.50	11.00	10.67	17.00
5510MHz_TnomVnom	Pass	5.17	2.39	2.52	5.47	11.00	10.64	17.00
5550MHz_TnomVnom	Pass	5.17	2.94	2.31	5.65	11.00	10.82	17.00
5670MHz_TnomVnom	Pass	5.17	3.55	2.38	5.91	11.00	11.08	17.00
5710MHz Straddle 5.47-5.725GHz_TnomVnom	Pass	5.17	2.71	1.30	5.05	11.00	10.22	17.00
5710MHz Straddle 5.725-5.85GHz_TnomVnom	Pass	5.17	-0.31	-1.96	1.92	30.00	7.09	36.00
5755MHz_TnomVnom	Pass	5.17	1.38	0.71	4.05	30.00	9.22	36.00
5795MHz_TnomVnom	Pass	5.17	2.07	0.99	4.57	30.00	9.74	36.00
802.11ac VHT80_Nss1,(MCS0)_2TX	-	-	-	-	-	-	-	-
5210MHz_TnomVnom	Pass	5.17	-0.83	-1.00	2.07	11.00	7.24	17.00

Mode	Result	DG (dBi)	Port 1 (dBm/RBW)	Port 2 (dBm/RBW)	PD (dBm/RBW)	PD Limit (dBm/RBW)	EIRP PD (dBm/RBW)	EIRP PD Limit (dBm/RBW)
5290MHz_TnomVnom	Pass	5.17	-0.91	-1.25	1.90	11.00	7.07	17.00
5530MHz_TnomVnom	Pass	5.17	-1.00	-1.29	1.83	11.00	7.00	17.00
5690MHz Straddle 5.47-5.725GHz_TnomVnom	Pass	5.17	-0.92	-1.74	1.49	11.00	6.66	17.00
5690MHz Straddle 5.725-5.85GHz_TnomVnom	Pass	5.17	-3.56	-4.82	-1.13	30.00	4.04	36.00
5775MHz_TnomVnom	Pass	5.17	-1.99	-2.84	0.62	30.00	5.79	36.00

DG = Directional Gain; **RBW** = 500kHz for 5.725-5.85GHz band / 1MHz for other band;
PD = trace bin-by-bin of each transmits port summing can be performed maximum power density; **Port X** = Port Xpower density;

802.11a_Nss1,(6Mbps)_2TX PSD

5180MHz

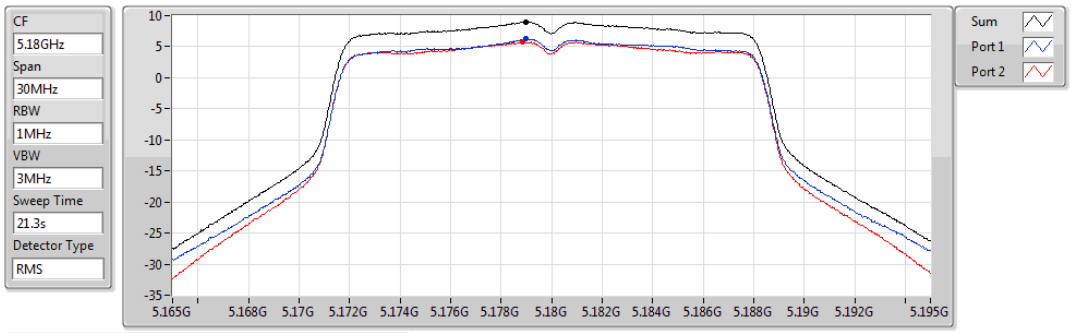

Sum	PD	Port 1	Port 2
(dBm/RBW)	(dBm/RBW)	(dBm/RBW)	(dBm/RBW)
8.95	8.95	6.23	5.74

802.11a_Nss1,(6Mbps)_2TX PSD

5200MHz

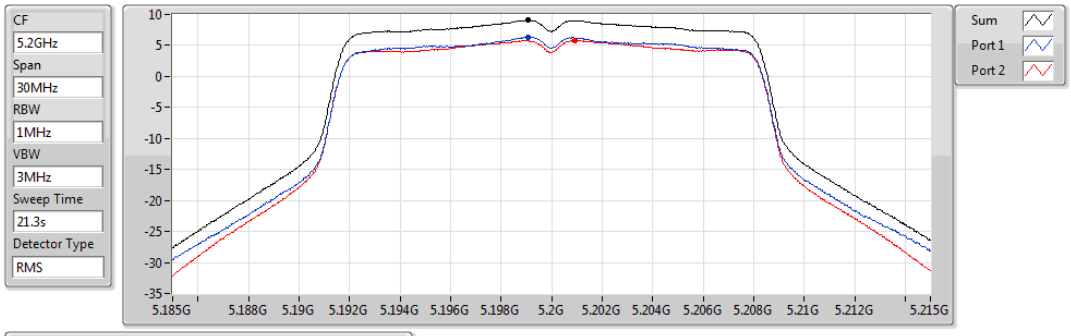

Sum	PD	Port 1	Port 2
(dBm/RBW)	(dBm/RBW)	(dBm/RBW)	(dBm/RBW)
9.06	9.06	6.34	5.78

802.11a_Nss1,(6Mbps)_2TX PSD

5240MHz

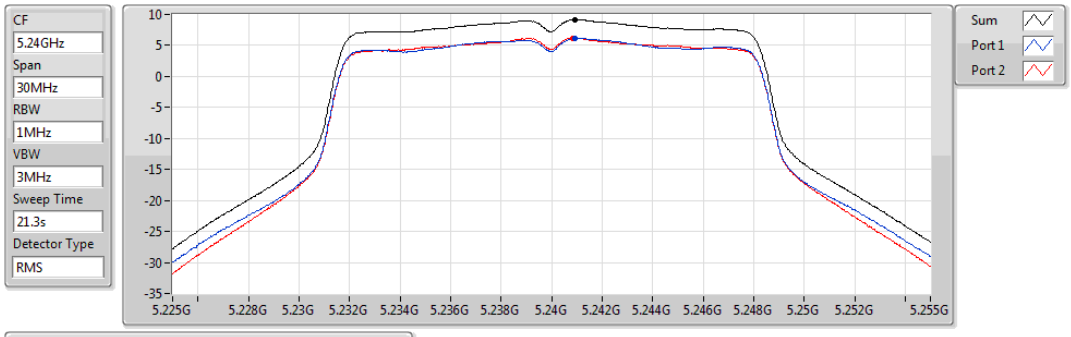

Sum	PD	Port 1	Port 2
(dBm/RBW)	(dBm/RBW)	(dBm/RBW)	(dBm/RBW)
9.17	9.17	6.14	6.22

802.11a_Nss1,(6Mbps)_2TX PSD

5260MHz

13/03/2019

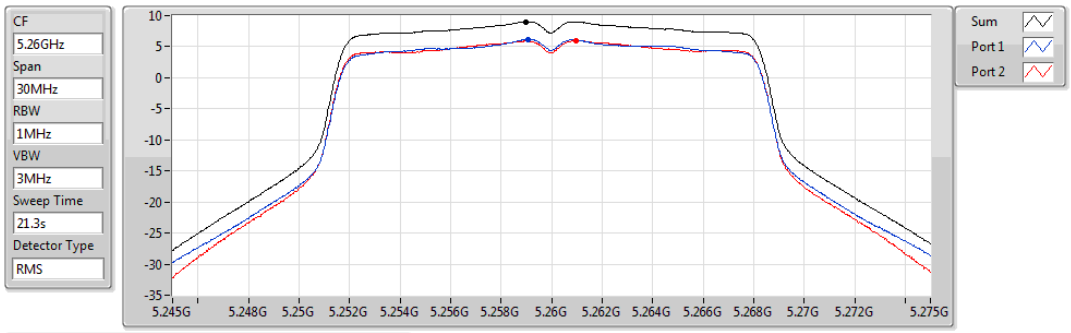

Sum	PD	Port 1	Port 2
(dBm/RBW)	(dBm/RBW)	(dBm/RBW)	(dBm/RBW)
9.02	9.02	6.14	5.97

802.11a_Nss1,(6Mbps)_2TX PSD

5300MHz

13/03/2019

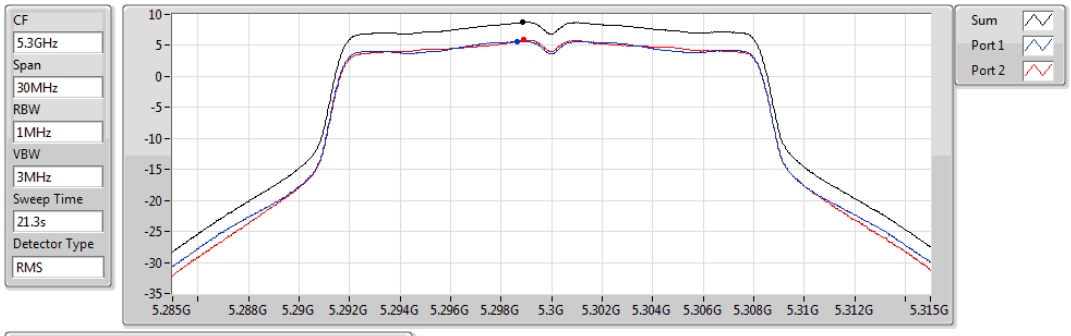

Sum	PD	Port 1	Port 2
(dBm/RBW)	(dBm/RBW)	(dBm/RBW)	(dBm/RBW)
8.79	8.79	5.65	5.93

802.11a_Nss1,(6Mbps)_2TX PSD

5320MHz

13/03/2019

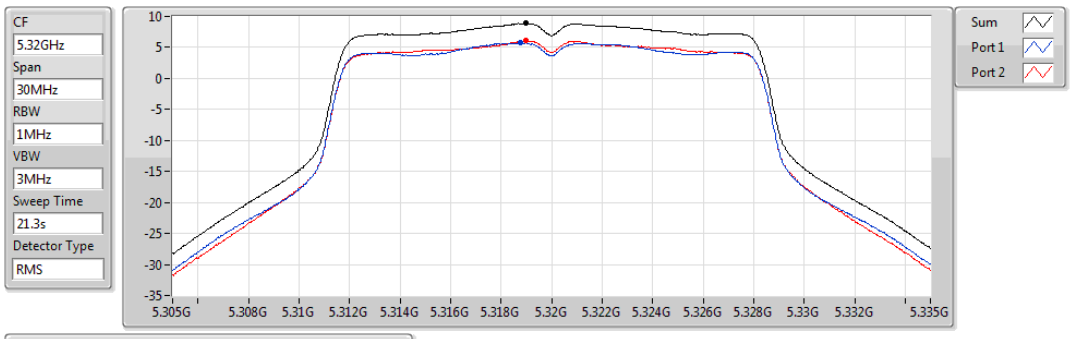

Sum	PD	Port 1	Port 2
(dBm/RBW)	(dBm/RBW)	(dBm/RBW)	(dBm/RBW)
8.90	8.90	5.73	6.05

802.11a_Nss1,(6Mbps)_2TX PSD

5500MHz

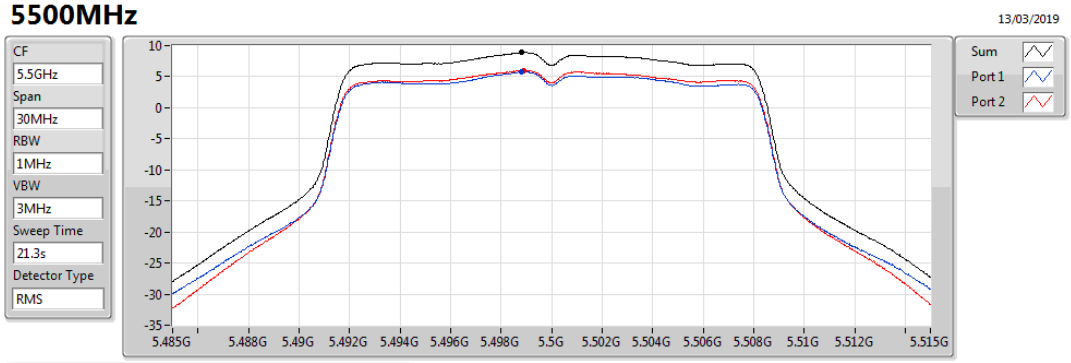

Sum	PD	Port 1	Port 2
(dBm/RBW)	(dBm/RBW)	(dBm/RBW)	(dBm/RBW)
8.89	8.89	5.77	6.03

802.11a_Nss1,(6Mbps)_2TX PSD

5580MHz

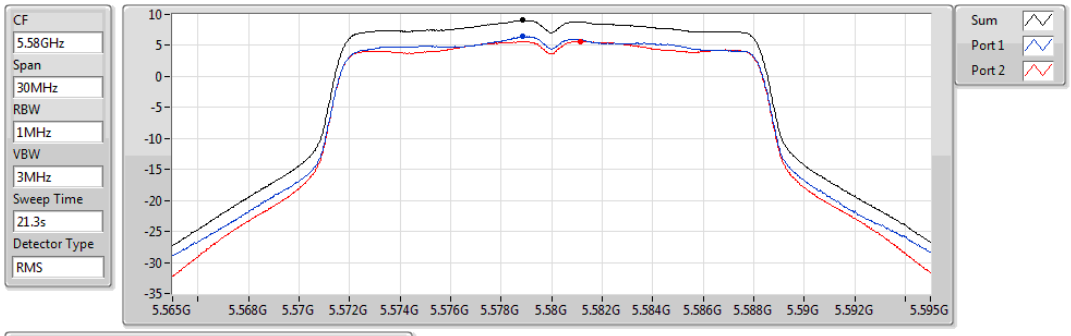

Sum	PD	Port 1	Port 2
(dBm/RBW)	(dBm/RBW)	(dBm/RBW)	(dBm/RBW)
9.04	9.04	6.42	5.68

802.11a_Nss1,(6Mbps)_2TX PSD

5700MHz

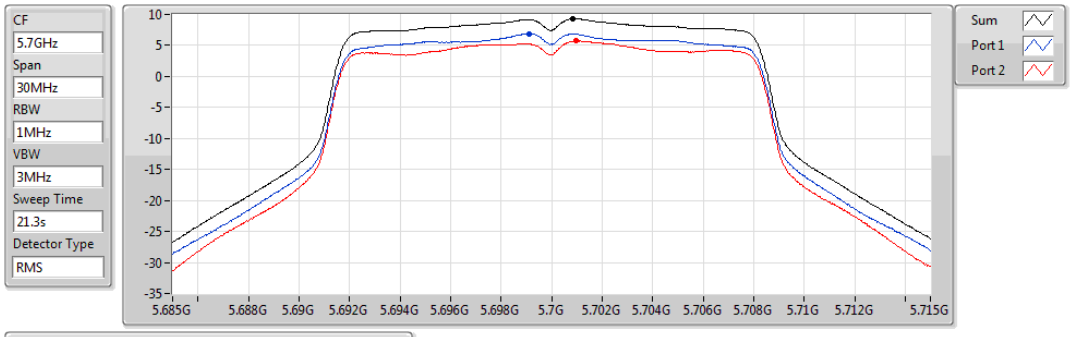

Sum	PD	Port 1	Port 2
(dBm/RBW)	(dBm/RBW)	(dBm/RBW)	(dBm/RBW)
9.29	9.29	6.90	5.71

802.11a_Nss1,(6Mbps)_2TX PSD

5720MHz Straddle 5.47-5.725GHz

13/03/2019

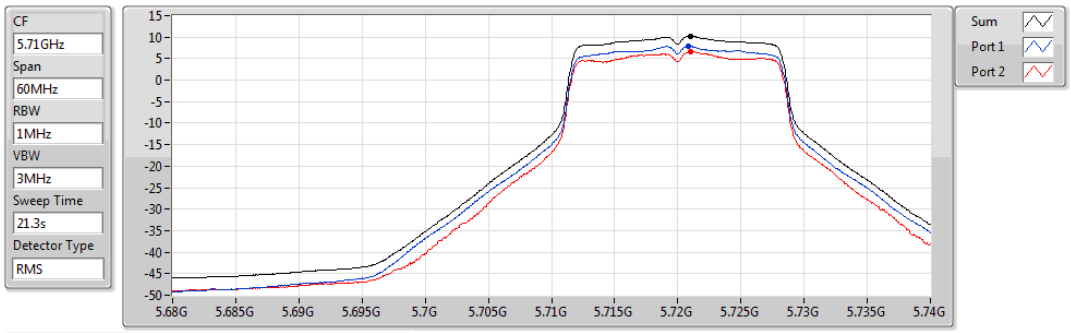

Sum	PD	Port 1	Port 2
(dBm/RBW)	(dBm/RBW)	(dBm/RBW)	(dBm/RBW)
10.27	10.27	7.90	6.58

802.11a_Nss1,(6Mbps)_2TX PSD

5720MHz Straddle 5.725-5.85GHz

13/03/2019

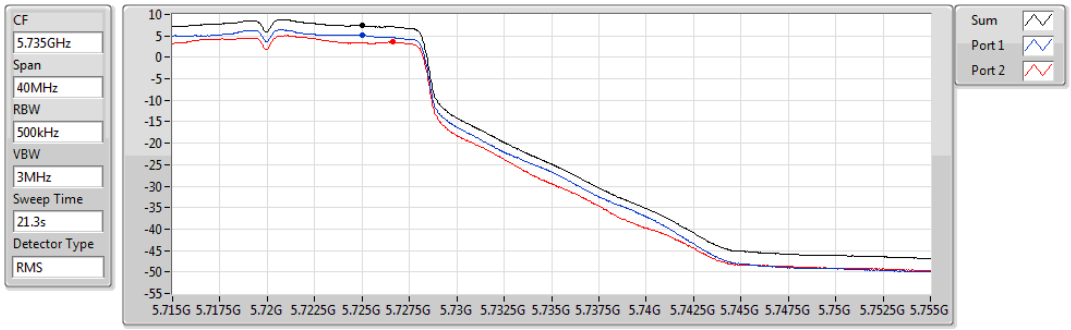

Sum	PD	Port 1	Port 2
(dBm/RBW)	(dBm/RBW)	(dBm/RBW)	(dBm/RBW)
7.38	7.38	5.18	3.58

802.11a_Nss1,(6Mbps)_2TX PSD

5745MHz

13/03/2019

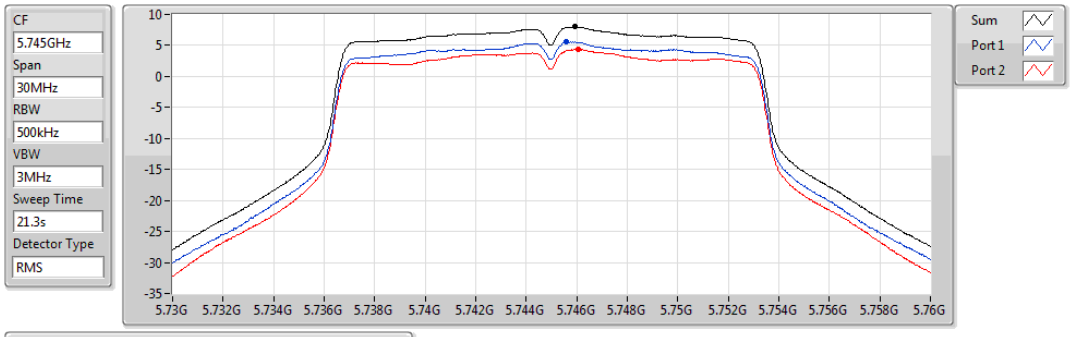

Sum	PD	Port 1	Port 2
(dBm/RBW)	(dBm/RBW)	(dBm/RBW)	(dBm/RBW)
7.99	7.99	5.58	4.36

802.11a_Nss1,(6Mbps)_2TX PSD

5785MHz

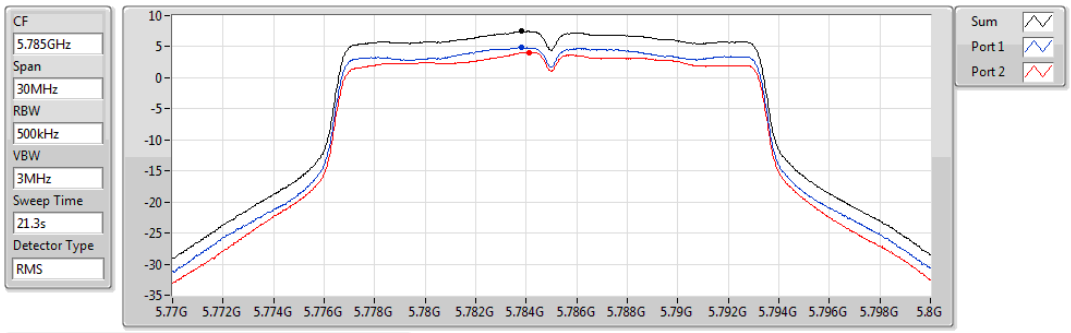

Sum	PD	Port 1	Port 2
(dBm/RBW)	(dBm/RBW)	(dBm/RBW)	(dBm/RBW)
7.50	7.50	4.88	4.10

802.11a_Nss1,(6Mbps)_2TX PSD

5825MHz

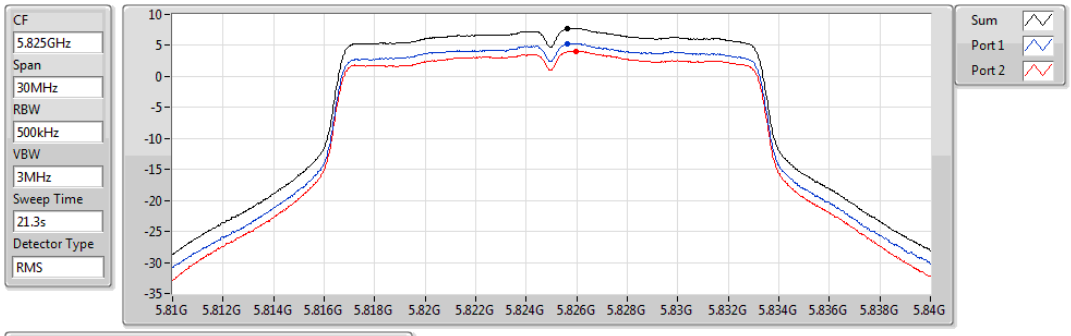

Sum	PD	Port 1	Port 2
(dBm/RBW)	(dBm/RBW)	(dBm/RBW)	(dBm/RBW)
7.73	7.73	5.34	4.10

802.11ac VHT20_Nss1,(MCS0)_2TX PSD

5180MHz

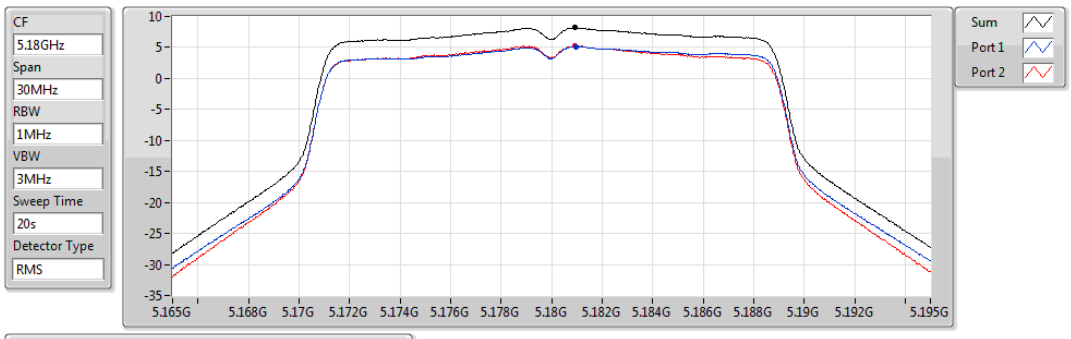

Sum	PD	Port 1	Port 2
(dBm/RBW)	(dBm/RBW)	(dBm/RBW)	(dBm/RBW)
8.19	8.19	5.13	5.26

802.11ac VHT20_Nss1,(MCS0)_2TX PSD

5200MHz

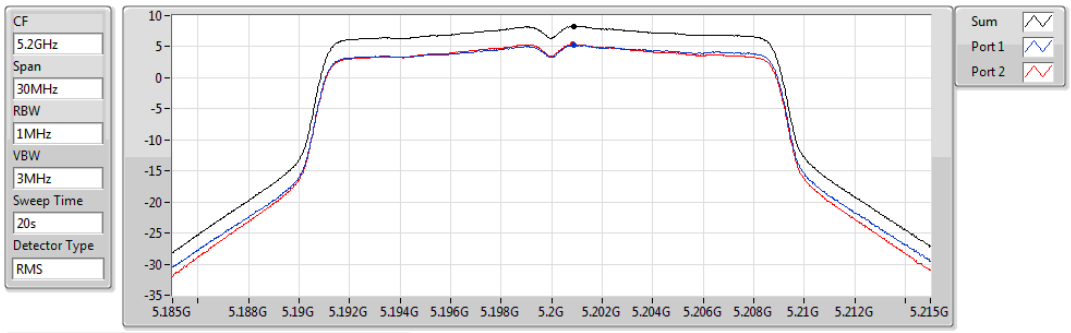

Sum	PD	Port 1	Port 2
(dBm/RBW)	(dBm/RBW)	(dBm/RBW)	(dBm/RBW)
8.31	8.31	5.28	5.36

802.11ac VHT20_Nss1,(MCS0)_2TX PSD

5240MHz

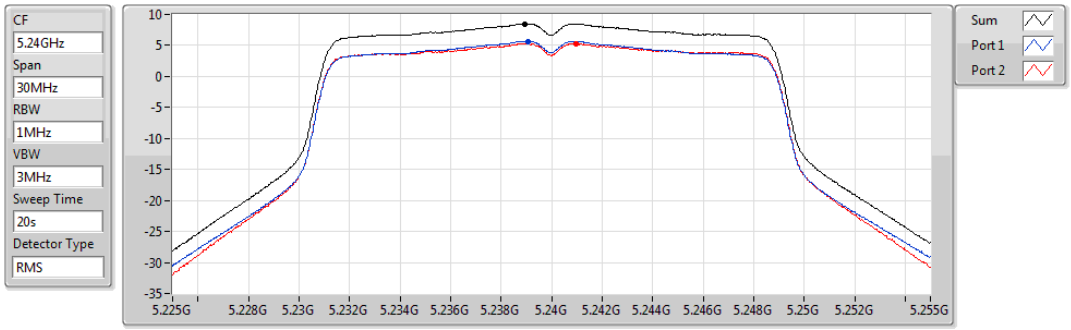

Sum	PD	Port 1	Port 2
(dBm/RBW)	(dBm/RBW)	(dBm/RBW)	(dBm/RBW)
8.48	8.48	5.67	5.33

802.11ac VHT20_Nss1,(MCS0)_2TX PSD

5260MHz

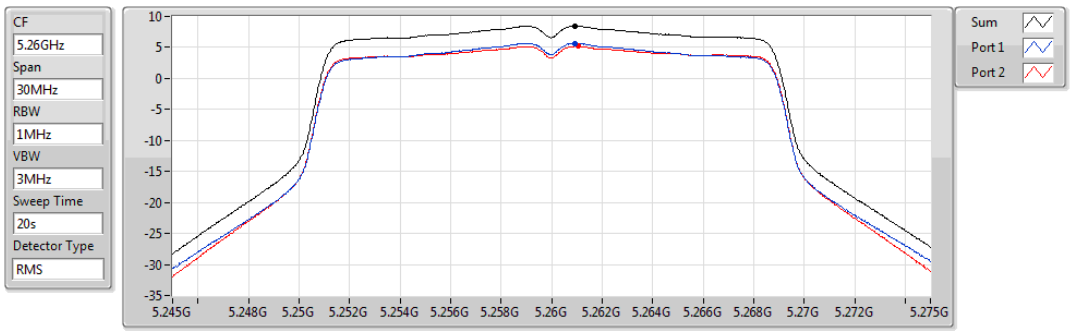

Sum	PD	Port 1	Port 2
(dBm/RBW)	(dBm/RBW)	(dBm/RBW)	(dBm/RBW)
8.44	8.44	5.67	5.18

802.11ac VHT20_Nss1,(MCS0)_2TX PSD

5300MHz

13/03/2019

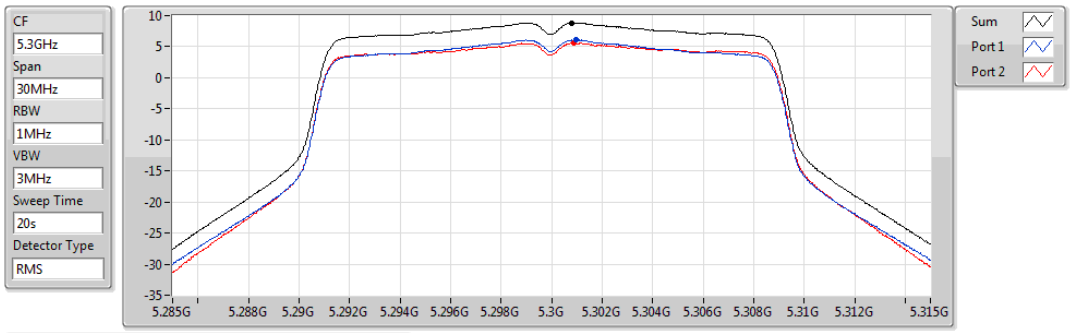

Sum	PD	Port 1	Port 2
(dBm/RBW)	(dBm/RBW)	(dBm/RBW)	(dBm/RBW)
8.83	8.83	6.07	5.60

802.11ac VHT20_Nss1,(MCS0)_2TX PSD

5320MHz

13/03/2019

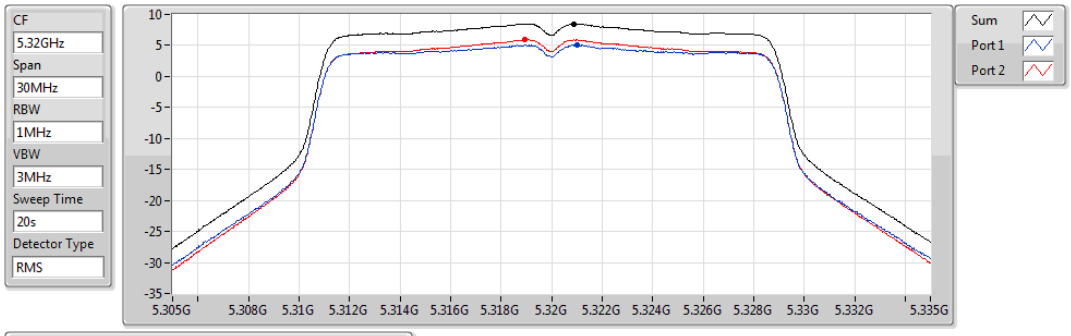

Sum	PD	Port 1	Port 2
(dBm/RBW)	(dBm/RBW)	(dBm/RBW)	(dBm/RBW)
8.49	8.49	5.05	5.92

802.11ac VHT20_Nss1,(MCS0)_2TX PSD

5500MHz

13/03/2019

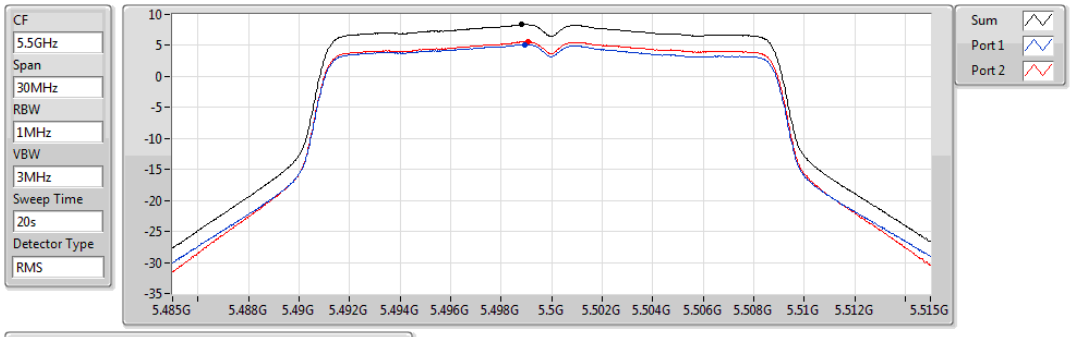

Sum	PD	Port 1	Port 2
(dBm/RBW)	(dBm/RBW)	(dBm/RBW)	(dBm/RBW)
8.37	8.37	5.14	5.59

802.11ac VHT20_Nss1,(MCS0)_2TX PSD

5580MHz

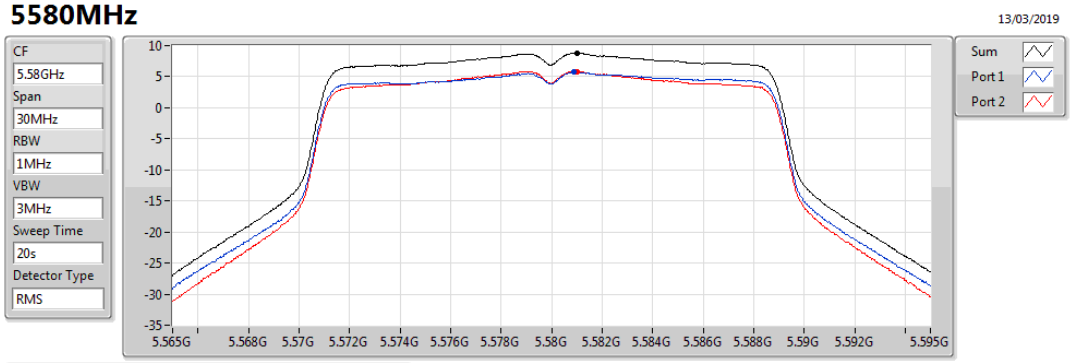

Sum	PD	Port 1	Port 2
(dBm/RBW)	(dBm/RBW)	(dBm/RBW)	(dBm/RBW)
8.78	8.78	5.71	5.84

802.11ac VHT20_Nss1,(MCS0)_2TX PSD

5700MHz

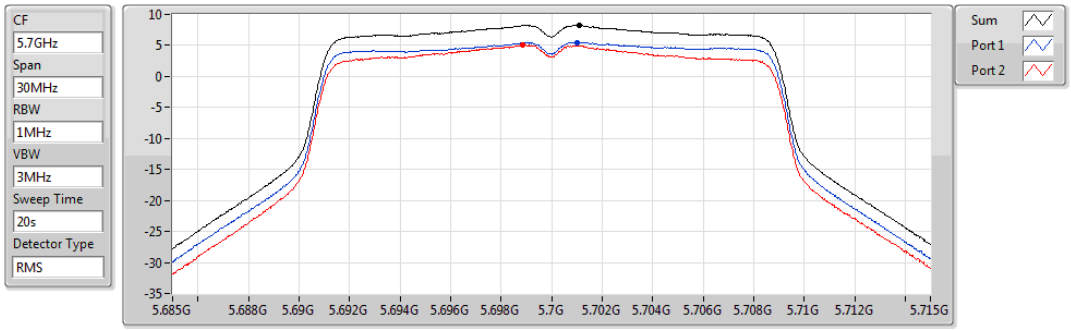

Sum	PD	Port 1	Port 2
(dBm/RBW)	(dBm/RBW)	(dBm/RBW)	(dBm/RBW)
8.24	8.24	5.51	5.03

802.11ac VHT20_Nss1,(MCS0)_2TX PSD

5720MHz Straddle 5.47-5.725GHz

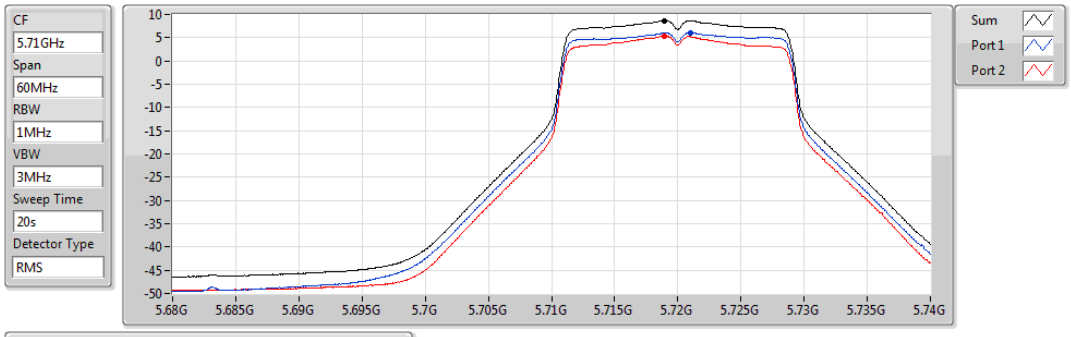

Sum	PD	Port 1	Port 2
(dBm/RBW)	(dBm/RBW)	(dBm/RBW)	(dBm/RBW)
8.69	8.69	6.05	5.36

802.11ac VHT20_Nss1,(MCS0)_2TX **PSD**

5720MHz Straddle 5.725-5.85GHz

13/03/2019

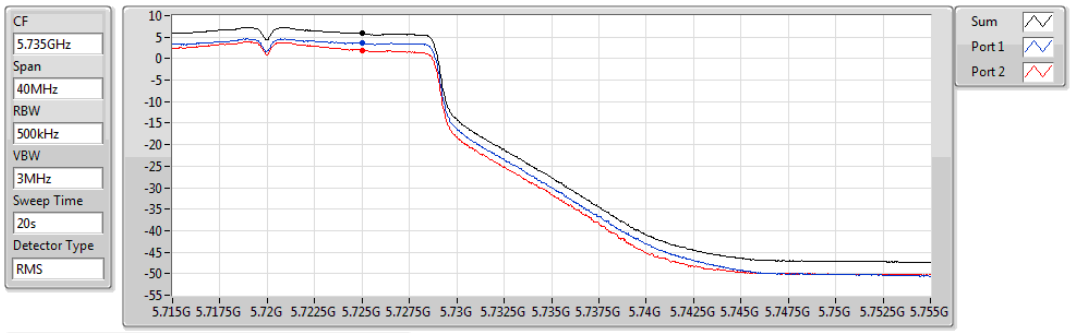

Sum	PD	Port 1	Port 2
(dBm/RBW)	(dBm/RBW)	(dBm/RBW)	(dBm/RBW)
5.86	5.86	3.58	1.97

802.11ac VHT20_Nss1,(MCS0)_2TX **PSD**

5745MHz

13/03/2019

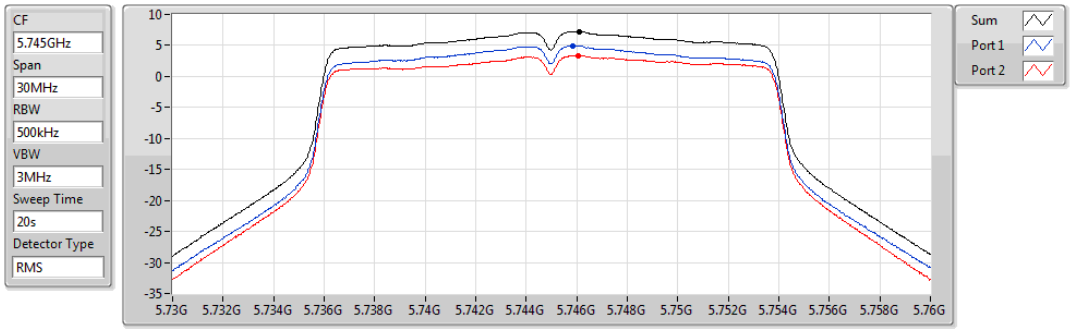

Sum	PD	Port 1	Port 2
(dBm/RBW)	(dBm/RBW)	(dBm/RBW)	(dBm/RBW)
7.21	7.21	4.92	3.36

802.11ac VHT20_Nss1,(MCS0)_2TX **PSD**

5785MHz

13/03/2019

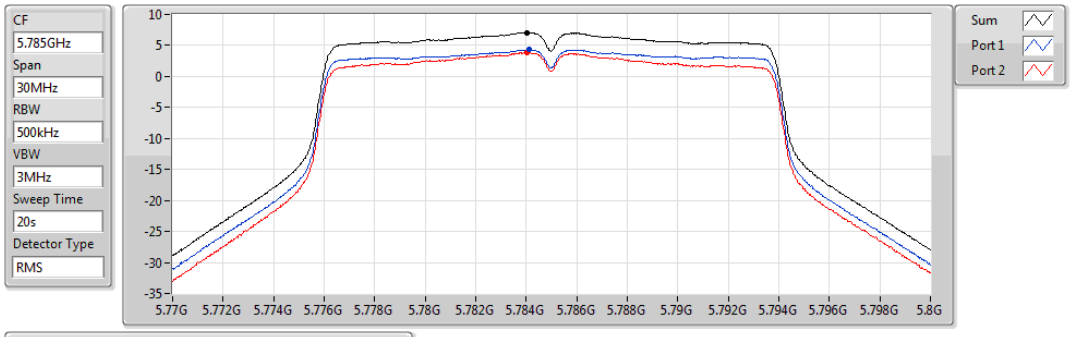

Sum	PD	Port 1	Port 2
(dBm/RBW)	(dBm/RBW)	(dBm/RBW)	(dBm/RBW)
7.07	7.07	4.35	3.88

802.11ac VHT20_Nss1,(MCS0)_2TX PSD

5825MHz

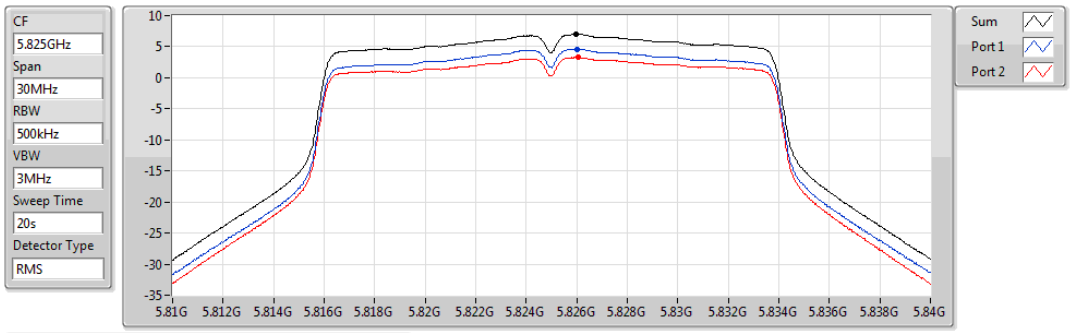

Sum	PD	Port 1	Port 2
(dBm/RBW)	(dBm/RBW)	(dBm/RBW)	(dBm/RBW)
6.99	6.99	4.60	3.28

802.11ac VHT40_Nss1,(MCS0)_2TX PSD

5190MHz

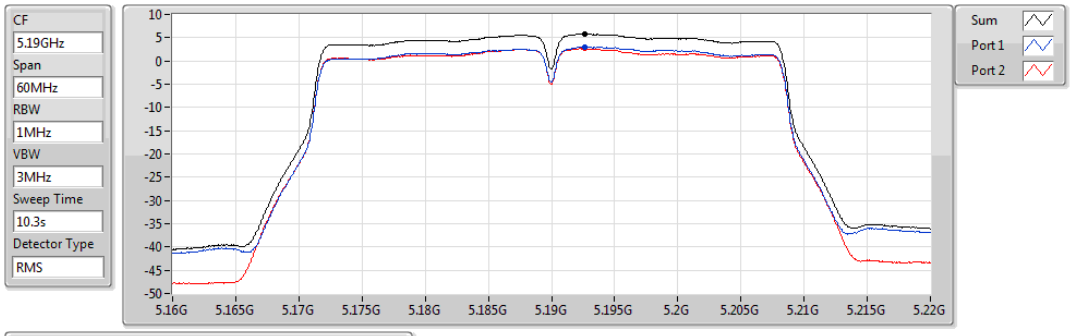

Sum	PD	Port 1	Port 2
(dBm/RBW)	(dBm/RBW)	(dBm/RBW)	(dBm/RBW)
5.88	5.88	3.04	2.69

802.11ac VHT40_Nss1,(MCS0)_2TX PSD

5230MHz

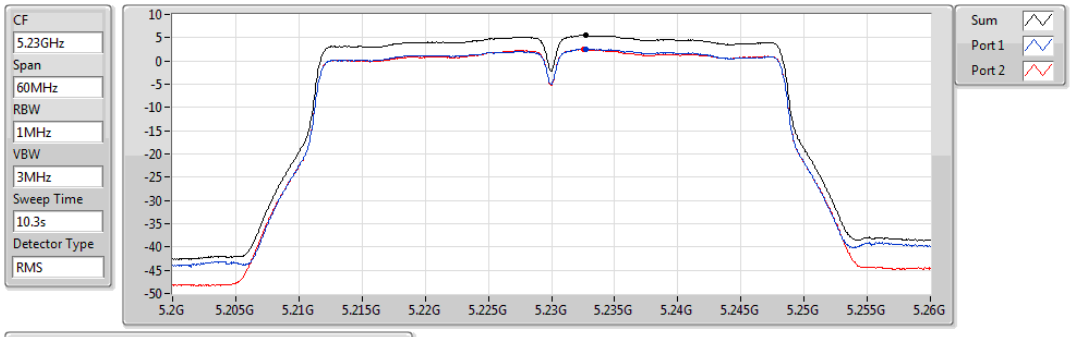

Sum	PD	Port 1	Port 2
(dBm/RBW)	(dBm/RBW)	(dBm/RBW)	(dBm/RBW)
5.54	5.54	2.56	2.51

802.11ac VHT40_Nss1,(MCS0)_2TX PSD

5270MHz

13/03/2019

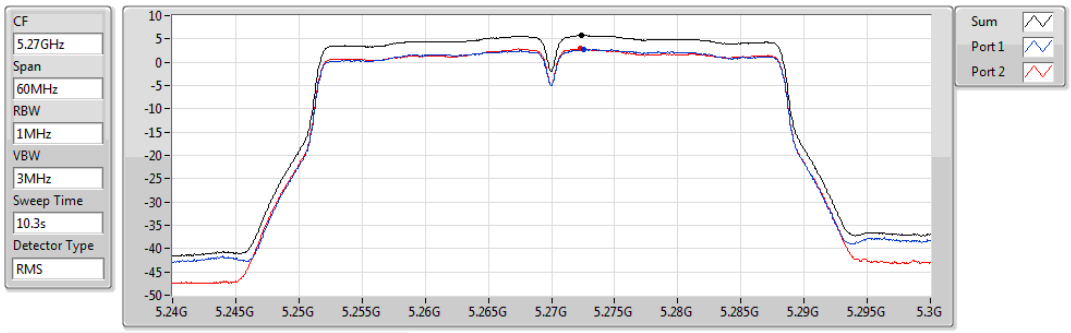

Sum	PD	Port 1	Port 2
(dBm/RBW)	(dBm/RBW)	(dBm/RBW)	(dBm/RBW)
5.80	5.80	2.74	2.93

802.11ac VHT40_Nss1,(MCS0)_2TX PSD

5310MHz

13/03/2019

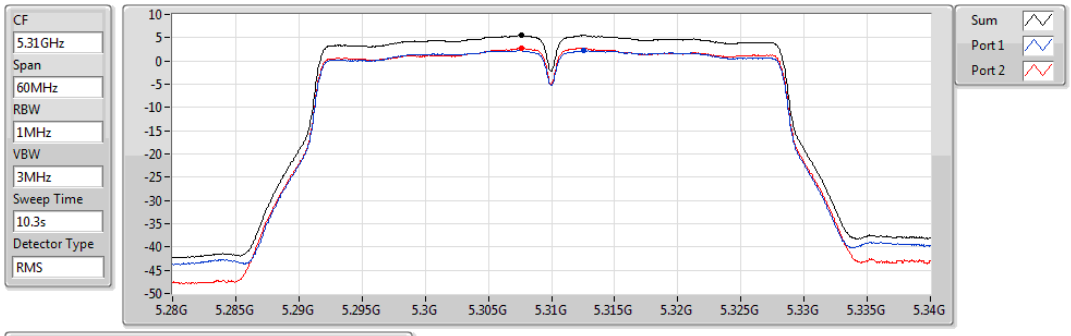

Sum	PD	Port 1	Port 2
(dBm/RBW)	(dBm/RBW)	(dBm/RBW)	(dBm/RBW)
5.50	5.50	2.23	2.79

802.11ac VHT40_Nss1,(MCS0)_2TX PSD

5510MHz

13/03/2019

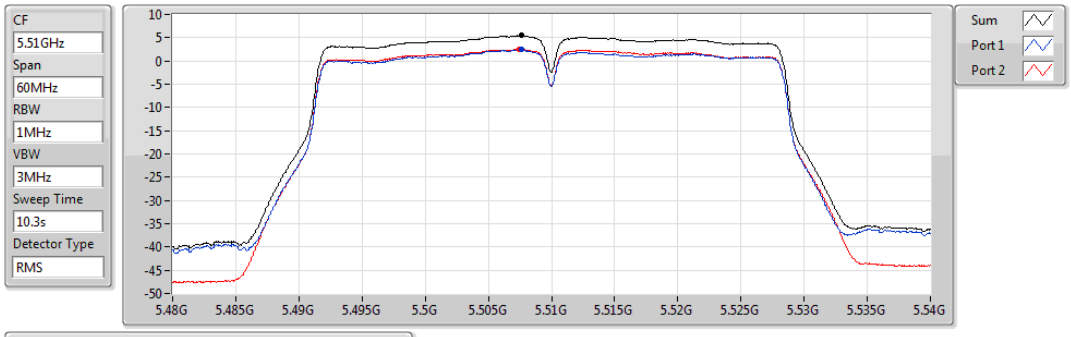

Sum	PD	Port 1	Port 2
(dBm/RBW)	(dBm/RBW)	(dBm/RBW)	(dBm/RBW)
5.47	5.47	2.39	2.52

802.11ac VHT40_Nss1,(MCS0)_2TX PSD

5550MHz

13/03/2019

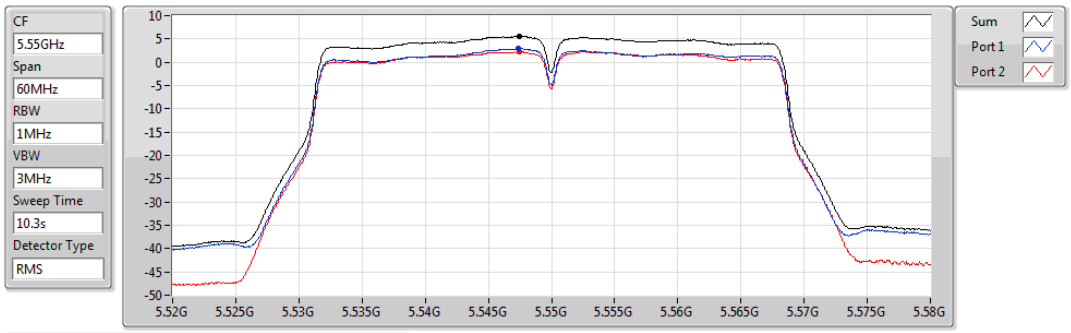

Sum	PD	Port 1	Port 2
(dBm/RBW)	(dBm/RBW)	(dBm/RBW)	(dBm/RBW)
5.65	5.65	2.94	2.31

802.11ac VHT40_Nss1,(MCS0)_2TX PSD

5670MHz

13/03/2019

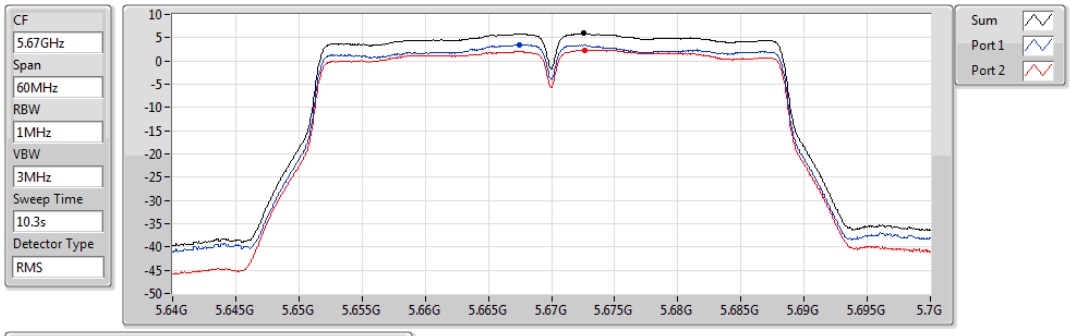

Sum	PD	Port 1	Port 2
(dBm/RBW)	(dBm/RBW)	(dBm/RBW)	(dBm/RBW)
5.91	5.91	3.55	2.38

802.11ac VHT40_Nss1,(MCS0)_2TX PSD

5710MHz Straddle 5.47-5.725GHz

13/03/2019

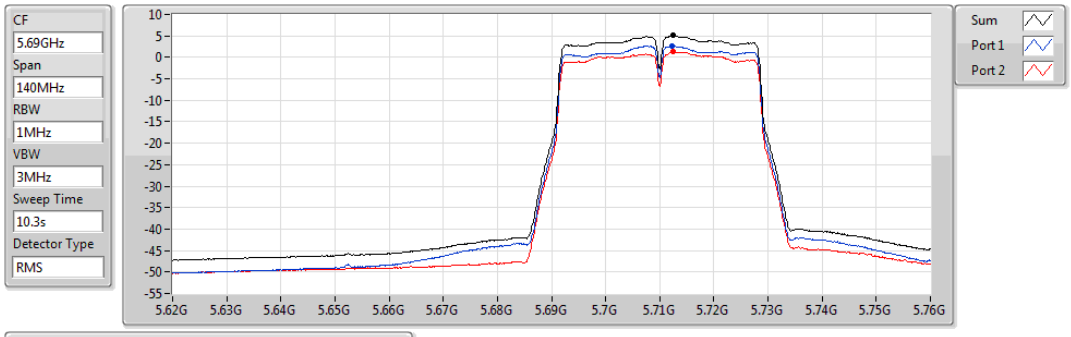

Sum	PD	Port 1	Port 2
(dBm/RBW)	(dBm/RBW)	(dBm/RBW)	(dBm/RBW)
5.05	5.05	2.71	1.30

802.11ac VHT40_Nss1,(MCS0)_2TX **PSD**

5710MHz Straddle 5.725-5.85GHz

13/03/2019

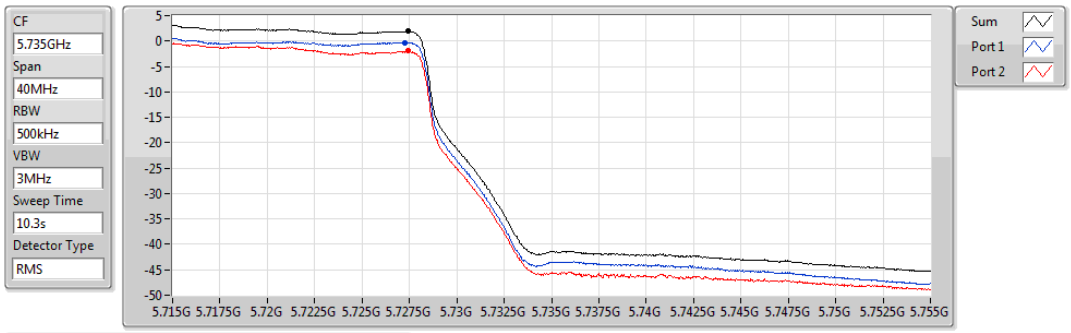

Sum	PD	Port 1	Port 2
(dBm/RBW)	(dBm/RBW)	(dBm/RBW)	(dBm/RBW)
1.92	1.92	-0.31	-1.96

802.11ac VHT40_Nss1,(MCS0)_2TX **PSD**

5755MHz

13/03/2019

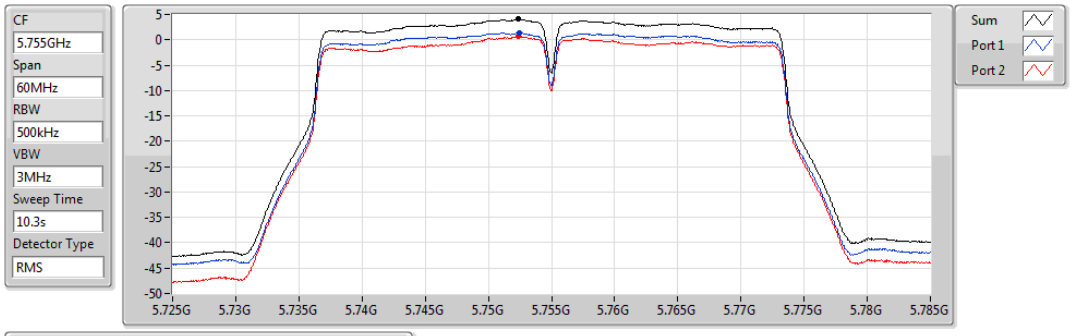

Sum	PD	Port 1	Port 2
(dBm/RBW)	(dBm/RBW)	(dBm/RBW)	(dBm/RBW)
4.05	4.05	1.38	0.71

802.11ac VHT40_Nss1,(MCS0)_2TX **PSD**

5795MHz

13/03/2019

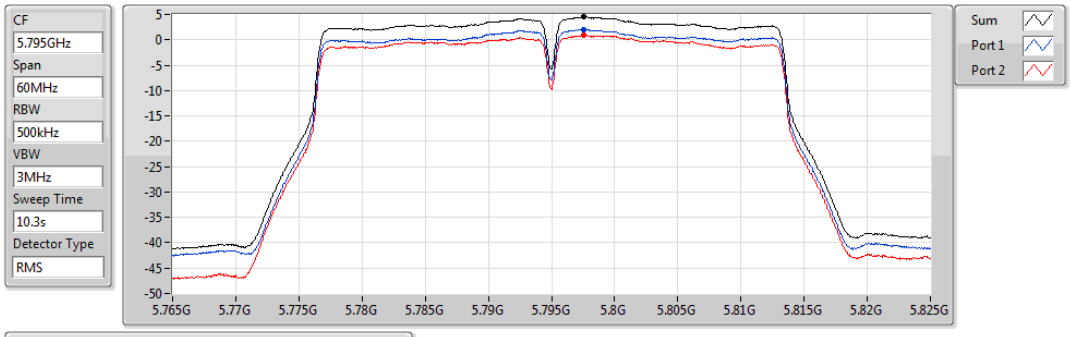

Sum	PD	Port 1	Port 2
(dBm/RBW)	(dBm/RBW)	(dBm/RBW)	(dBm/RBW)
4.57	4.57	2.07	0.99

802.11ac VHT80_Nss1,(MCS0)_2TX PSD

5210MHz

13/03/2019

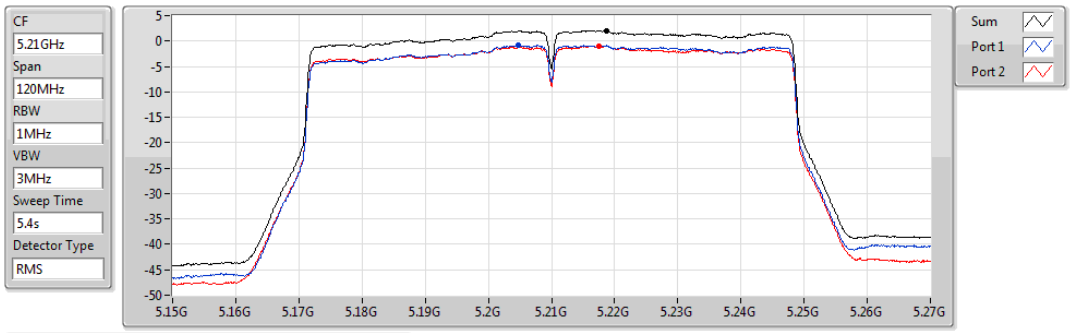

Sum	PD	Port 1	Port 2
(dBm/RBW)	(dBm/RBW)	(dBm/RBW)	(dBm/RBW)
2.07	2.07	-0.83	-1.00

802.11ac VHT80_Nss1,(MCS0)_2TX PSD

5290MHz

13/03/2019

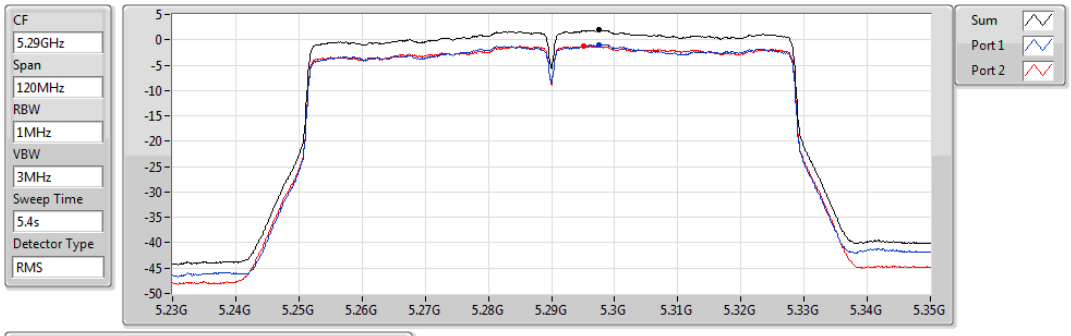

Sum	PD	Port 1	Port 2
(dBm/RBW)	(dBm/RBW)	(dBm/RBW)	(dBm/RBW)
1.90	1.90	-0.91	-1.25

802.11ac VHT80_Nss1,(MCS0)_2TX PSD

5530MHz

13/03/2019

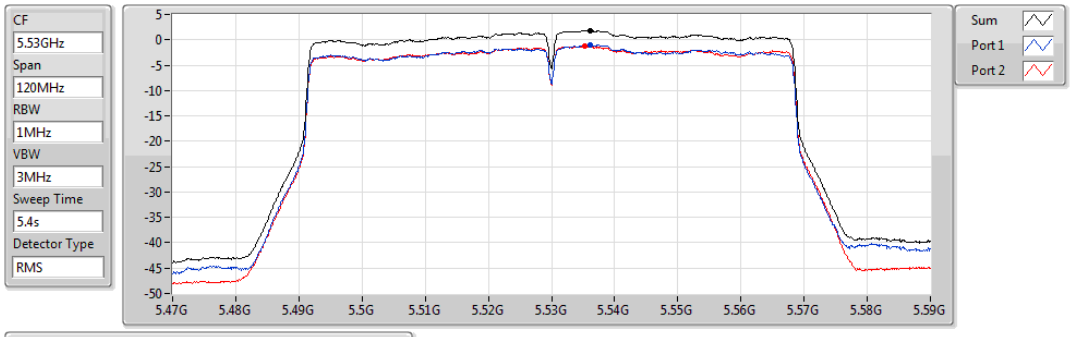

Sum	PD	Port 1	Port 2
(dBm/RBW)	(dBm/RBW)	(dBm/RBW)	(dBm/RBW)
1.83	1.83	-1.00	-1.29

802.11ac VHT80_Nss1,(MCS0)_2TX PSD

5690MHz Straddle 5.47-5.725GHz

13/03/2019

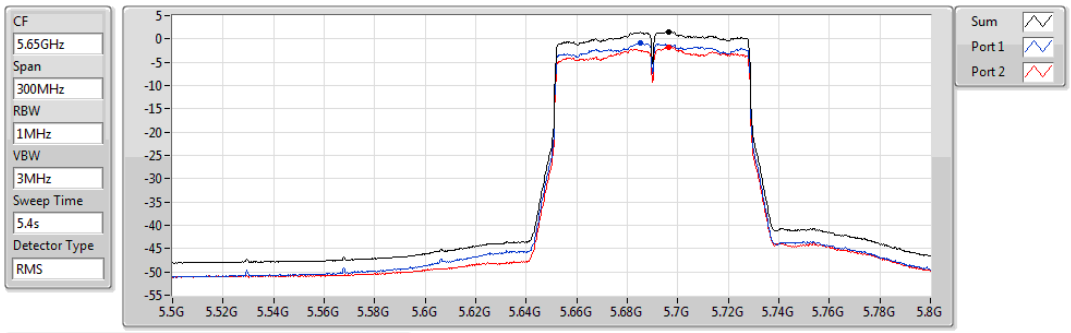

Sum	PD	Port 1	Port 2
(dBm/RBW)	(dBm/RBW)	(dBm/RBW)	(dBm/RBW)
1.49	1.49	-0.92	-1.74

802.11ac VHT80_Nss1,(MCS0)_2TX PSD

5690MHz Straddle 5.725-5.85GHz

13/03/2019

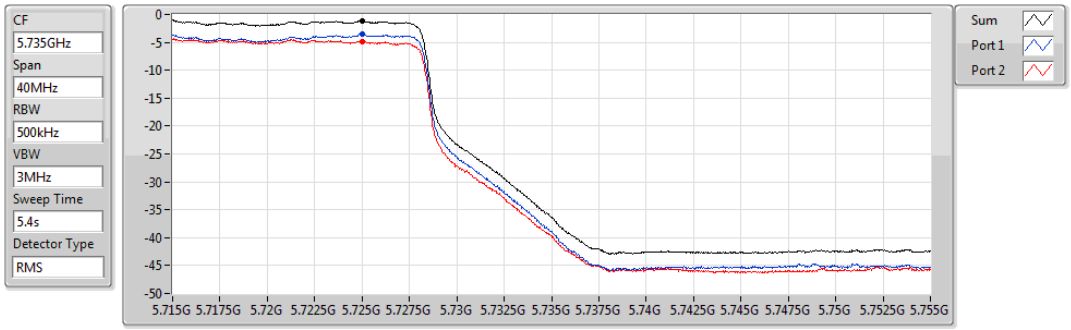

Sum	PD	Port 1	Port 2
(dBm/RBW)	(dBm/RBW)	(dBm/RBW)	(dBm/RBW)
-1.13	-1.13	-3.56	-4.82

802.11ac VHT80_Nss1,(MCS0)_2TX PSD

5775MHz

13/03/2019

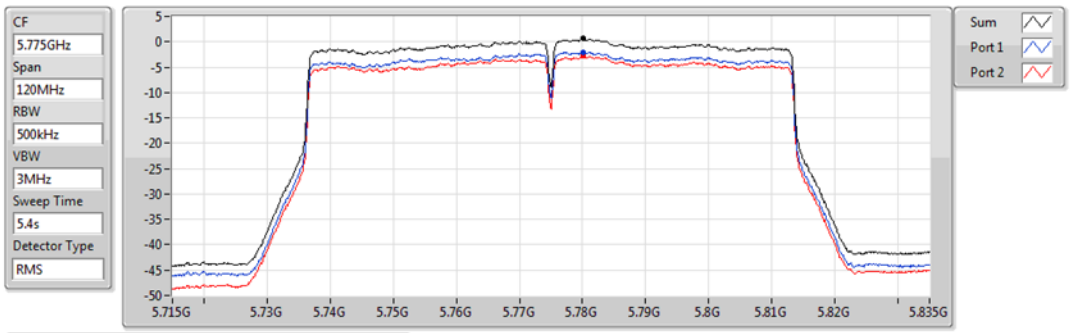

Sum	PD	Port 1	Port 2
(dBm/RBW)	(dBm/RBW)	(dBm/RBW)	(dBm/RBW)
0.62	0.62	-1.99	-2.84

Summary

Mode	Result	Type	Freq (Hz)	Level (dBuV/m)	Limit (dBuV/m)	Margin (dB)	Factor (dB)	Dist (m)	Condition	Azimuth (°)	Height (m)	Comments
5.725-5.85GHz	-	-	-	-	-	-	-	-	-	-	-	-
802.11ac VHT80_Nss1,(MCS0)_2TX	Pass	PK	293.84M	42.66	46.00	-3.34	-5.98	3	Horizontal	0	1.00	-

Result

Mode	Result	Type	Freq (Hz)	Level (dBuV/m)	Limit (dBuV/m)	Margin (dB)	Factor (dB)	Dist (m)	Condition	Azimuth (°)	Height (m)	Comments
802.11ac VHT80_Nss1,(MCS0)_2TX	-	-	-	-	-	-	-	-	-	-	-	-
5775MHz	Pass	PK	90.14M	37.83	43.50	-5.67	-12.55	3	Vertical	360	1.00	-
5775MHz	Pass	PK	152.22M	36.12	43.50	-7.38	-10.28	3	Vertical	360	1.00	-
5775MHz	Pass	PK	293.84M	37.19	46.00	-8.81	-5.98	3	Vertical	360	1.00	-
5775MHz	Pass	PK	437.4M	38.37	46.00	-7.63	-3.00	3	Vertical	360	1.00	-
5775MHz	Pass	PK	563.5M	34.59	46.00	-11.41	-0.99	3	Vertical	360	1.00	-
5775MHz	Pass	PK	625.58M	32.48	46.00	-13.52	-0.43	3	Vertical	360	1.00	-
5775MHz	Pass	PK	187.14M	36.69	43.50	-6.81	-11.07	3	Horizontal	0	1.00	-
5775MHz	Pass	PK	249.22M	37.06	46.00	-8.94	-7.05	3	Horizontal	0	1.00	-
5775MHz	Pass	PK	293.84M	42.66	46.00	-3.34	-5.98	3	Horizontal	0	1.00	-
5775MHz	Pass	PK	449.04M	36.64	46.00	-9.36	-2.92	3	Horizontal	0	1.00	-
5775MHz	Pass	PK	563.5M	33.07	46.00	-12.93	-0.99	3	Horizontal	0	1.00	-
5775MHz	Pass	PK	813.76M	37.26	46.00	-8.74	1.36	3	Horizontal	0	1.00	-

802.11ac VHT80_Nss1,(MCS0)_2TX

5775MHz_Adapter

13/03/2019

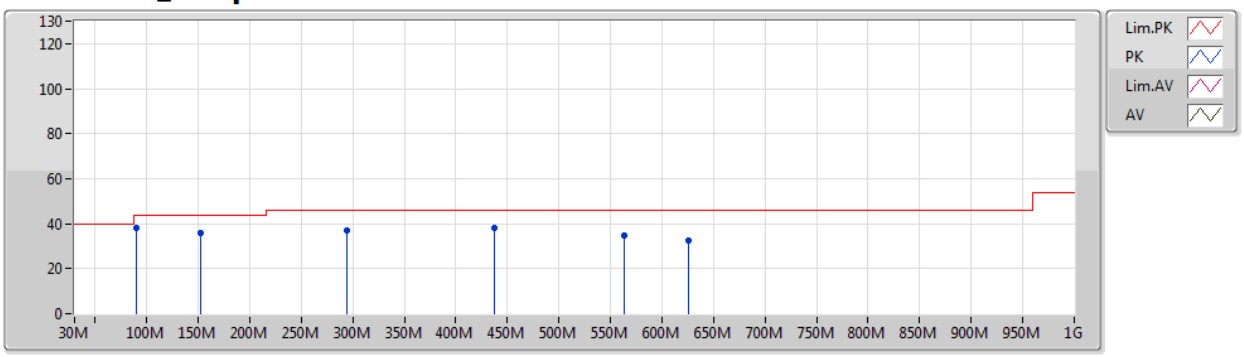

Type	Freq	Level	Limit	Margin	Factor	Dist	Condition	Azimuth	Height	Comment
	(Hz)	(dBuV/m)	(dBuV/m)	(dB)	(dB)	(m)		(°)	(m)	
PK	90.14M	37.83	43.50	-5.67	-12.55	3	Vertical	360	1.00	-
PK	152.22M	36.12	43.50	-7.38	-10.28	3	Vertical	360	1.00	-
PK	293.84M	37.19	46.00	-8.81	-5.98	3	Vertical	360	1.00	-
PK	437.4M	38.37	46.00	-7.63	-3.00	3	Vertical	360	1.00	-
PK	563.5M	34.59	46.00	-11.41	-0.99	3	Vertical	360	1.00	-
PK	625.58M	32.48	46.00	-13.52	-0.43	3	Vertical	360	1.00	-

802.11ac VHT80_Nss1,(MCS0)_2TX

5775MHz_Adapter

13/03/2019

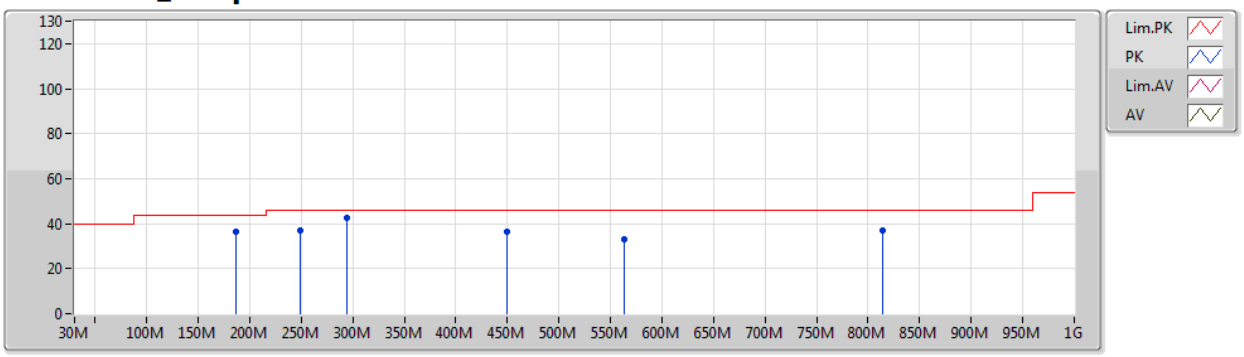

Type	Freq	Level	Limit	Margin	Factor	Dist	Condition	Azimuth	Height	Comment
	(Hz)	(dBuV/m)	(dBuV/m)	(dB)	(dB)	(m)		(°)	(m)	
PK	187.14M	36.69	43.50	-6.81	-11.07	3	Horizontal	0	1.00	-
PK	249.22M	37.06	46.00	-8.94	-7.05	3	Horizontal	0	1.00	-
PK	293.84M	42.66	46.00	-3.34	-5.98	3	Horizontal	0	1.00	-
PK	449.04M	36.64	46.00	-9.36	-2.92	3	Horizontal	0	1.00	-
PK	563.5M	33.07	46.00	-12.93	-0.99	3	Horizontal	0	1.00	-
PK	813.76M	37.26	46.00	-8.74	1.36	3	Horizontal	0	1.00	-

Summary

Mode	Result	Type	Freq (Hz)	Level (dBuV/m)	Limit (dBuV/m)	Margin (dB)	Factor (dB)	Dist (m)	Condition	Azimuth (°)	Height (m)	Comments
5.15-5.25GHz	-	-	-	-	-	-	-	-	-	-	-	-
802.11a_Nss1,(6Mbps)_2TX	Pass	AV	5.15G	51.11	54.00	-2.89	4.13	3	Vertical	192	1.50	-
802.11ac VHT20_Nss1,(MCS0)_2TX	Pass	AV	5.15G	50.25	54.00	-3.75	4.13	3	Vertical	192	2.97	-
802.11ac VHT40_Nss1,(MCS0)_2TX	Pass	AV	5.15G	51.27	54.00	-2.73	4.13	3	Vertical	19	2.11	-
802.11ac VHT80_Nss1,(MCS0)_2TX	Pass	AV	5.148G	52.49	54.00	-1.51	4.13	3	Vertical	50	1.50	-
5.25-5.35GHz	-	-	-	-	-	-	-	-	-	-	-	-
802.11a_Nss1,(6Mbps)_2TX	Pass	AV	5.3528G	51.95	54.00	-2.05	4.39	3	Vertical	52	2.18	-
802.11ac VHT20_Nss1,(MCS0)_2TX	Pass	AV	5.3518G	50.72	54.00	-3.28	4.39	3	Vertical	18	2.16	-
802.11ac VHT40_Nss1,(MCS0)_2TX	Pass	AV	5.35G	52.48	54.00	-1.52	4.39	3	Vertical	225	2.97	-
802.11ac VHT80_Nss1,(MCS0)_2TX	Pass	AV	5.356G	52.38	54.00	-1.62	4.40	3	Vertical	50	2.20	-
5.47-5.725GHz	-	-	-	-	-	-	-	-	-	-	-	-
802.11a_Nss1,(6Mbps)_2TX	Pass	PK	5.736G	65.89	68.20	-2.31	5.11	3	Vertical	326	2.97	-
802.11ac VHT20_Nss1,(MCS0)_2TX	Pass	PK	5.4676G	66.42	68.20	-1.78	4.54	3	Vertical	182	2.96	-
802.11ac VHT40_Nss1,(MCS0)_2TX	Pass	PK	5.4696G	66.18	68.20	-2.02	4.54	3	Vertical	185	2.98	-
802.11ac VHT80_Nss1,(MCS0)_2TX	Pass	AV	5.451G	52.22	54.00	-1.78	4.52	3	Vertical	0	2.20	-
5.725-5.85GHz	-	-	-	-	-	-	-	-	-	-	-	-
802.11a_Nss1,(6Mbps)_2TX	Pass	PK	5.6334G	58.11	68.20	-10.09	4.85	3	Vertical	46	2.21	-
802.11ac VHT20_Nss1,(MCS0)_2TX	Pass	AV	11.64552G	44.49	54.00	-9.51	15.04	3	Vertical	243	1.76	-
802.11ac VHT40_Nss1,(MCS0)_2TX	Pass	PK	5.6494G	65.74	68.20	-2.46	4.89	3	Vertical	45	2.23	-
802.11ac VHT80_Nss1,(MCS0)_2TX	Pass	PK	5.6442G	63.80	68.20	-4.40	4.88	3	Vertical	45	1.01	-

Result

Mode	Result	Type	Freq (Hz)	Level (dBuV/m)	Limit (dBuV/m)	Margin (dB)	Factor (dB)	Dist (m)	Condition	Azimuth (°)	Height (m)	Comments
802.11a_Nss1,(6Mbps)_2TX	-	-	-	-	-	-	-	-	-	-	-	-
5180MHz	Pass	AV	5.15G	51.11	54.00	-2.89	4.13	3	Vertical	192	1.50	-
5180MHz	Pass	AV	5.1778G	100.24	Inf	-Inf	4.18	3	Vertical	192	1.50	-
5180MHz	Pass	PK	5.1496G	65.91	74.00	-8.09	4.13	3	Vertical	192	1.50	-
5180MHz	Pass	PK	5.1782G	110.44	Inf	-Inf	4.18	3	Vertical	192	1.50	-
5180MHz	Pass	AV	10.3603G	42.73	54.00	-11.27	14.28	3	Vertical	144	1.50	-
5180MHz	Pass	PK	10.3687G	56.57	74.00	-17.43	14.31	3	Vertical	144	1.50	-
5180MHz	Pass	AV	10.37158G	42.79	54.00	-11.21	14.32	3	Horizontal	239	1.65	-
5180MHz	Pass	PK	10.3675G	55.68	74.00	-18.32	14.30	3	Horizontal	239	1.65	-
5200MHz	Pass	AV	5.15G	48.32	54.00	-5.68	4.13	3	Vertical	49	2.18	-
5200MHz	Pass	AV	5.2012G	104.30	Inf	-Inf	4.21	3	Vertical	49	2.18	-
5200MHz	Pass	PK	5.1496G	61.50	74.00	-12.50	4.13	3	Vertical	49	2.18	-
5200MHz	Pass	PK	5.2008G	114.16	Inf	-Inf	4.21	3	Vertical	49	2.18	-
5200MHz	Pass	AV	10.40492G	42.67	54.00	-11.33	14.41	3	Vertical	231	1.16	-
5200MHz	Pass	PK	10.41392G	55.80	74.00	-18.20	14.42	3	Vertical	231	1.16	-
5200MHz	Pass	AV	10.41452G	42.64	54.00	-11.36	14.42	3	Horizontal	287	1.37	-
5200MHz	Pass	PK	10.40726G	55.80	74.00	-18.20	14.41	3	Horizontal	287	1.37	-
5240MHz	Pass	AV	5.1482G	44.48	54.00	-9.52	4.13	3	Vertical	50	2.21	-
5240MHz	Pass	AV	5.2388G	104.12	Inf	-Inf	4.25	3	Vertical	50	2.21	-
5240MHz	Pass	AV	5.3552G	44.35	54.00	-9.65	4.40	3	Vertical	50	2.21	-
5240MHz	Pass	PK	5.1428G	56.30	74.00	-17.70	4.13	3	Vertical	50	2.21	-
5240MHz	Pass	PK	5.2382G	114.36	Inf	-Inf	4.25	3	Vertical	50	2.21	-
5240MHz	Pass	PK	5.3732G	56.72	74.00	-17.28	4.42	3	Vertical	50	2.21	-
5240MHz	Pass	AV	10.47076G	43.13	54.00	-10.87	14.57	3	Vertical	74	1.11	-
5240MHz	Pass	PK	10.47652G	55.68	74.00	-18.32	14.59	3	Vertical	74	1.11	-
5240MHz	Pass	AV	10.47076G	42.80	54.00	-11.20	14.57	3	Horizontal	279	1.80	-
5240MHz	Pass	PK	10.4668G	56.28	74.00	-17.72	14.55	3	Horizontal	279	1.80	-
5260MHz	Pass	AV	5.1448G	44.00	54.00	-10.00	4.13	3	Vertical	192	1.50	-
5260MHz	Pass	AV	5.2612G	102.79	Inf	-Inf	4.28	3	Vertical	192	1.50	-
5260MHz	Pass	AV	5.3506G	44.47	54.00	-9.53	4.39	3	Vertical	192	1.50	-
5260MHz	Pass	PK	5.1364G	55.66	74.00	-18.34	4.11	3	Vertical	192	1.50	-
5260MHz	Pass	PK	5.2612G	112.52	Inf	-Inf	4.28	3	Vertical	192	1.50	-
5260MHz	Pass	PK	5.3512G	57.47	74.00	-16.53	4.39	3	Vertical	192	1.50	-
5260MHz	Pass	AV	10.51952G	42.71	54.00	-11.29	14.69	3	Vertical	126	1.54	-
5260MHz	Pass	PK	10.50782G	56.19	74.00	-17.81	14.66	3	Vertical	126	1.54	-
5260MHz	Pass	AV	10.50548G	42.66	54.00	-11.34	14.66	3	Horizontal	184	1.92	-
5260MHz	Pass	PK	10.51172G	55.62	74.00	-18.38	14.67	3	Horizontal	184	1.92	-
5300MHz	Pass	AV	5.2992G	104.17	Inf	-Inf	4.32	3	Vertical	52	2.18	-
5300MHz	Pass	AV	5.3528G	51.95	54.00	-2.05	4.39	3	Vertical	52	2.18	-
5300MHz	Pass	PK	5.2992G	114.50	Inf	-Inf	4.32	3	Vertical	52	2.18	-
5300MHz	Pass	PK	5.3528G	65.58	74.00	-8.42	4.39	3	Vertical	52	2.18	-
5300MHz	Pass	AV	10.5985G	42.94	54.00	-11.06	14.90	3	Vertical	84	1.05	-
5300MHz	Pass	PK	10.58956G	56.24	74.00	-17.76	14.87	3	Vertical	84	1.05	-
5300MHz	Pass	AV	10.61434G	42.91	54.00	-11.09	14.93	3	Horizontal	129	1.52	-
5300MHz	Pass	PK	10.59964G	55.78	74.00	-18.22	14.90	3	Horizontal	129	1.52	-
5320MHz	Pass	AV	5.319G	102.47	Inf	-Inf	4.35	3	Vertical	53	2.18	-
5320MHz	Pass	AV	5.3528G	50.57	54.00	-3.43	4.39	3	Vertical	53	2.18	-
5320MHz	Pass	PK	5.3192G	111.77	Inf	-Inf	4.35	3	Vertical	53	2.18	-

Mode	Result	Type	Freq (Hz)	Level (dBuV/m)	Limit (dBuV/m)	Margin (dB)	Factor (dB)	Dist (m)	Condition	Azimuth (°)	Height (m)	Comments
5320MHz	Pass	PK	5.3552G	67.15	74.00	-6.85	4.40	3	Vertical	53	2.18	-
5320MHz	Pass	AV	10.65416G	43.34	54.00	-10.66	15.03	3	Vertical	20	2.43	-
5320MHz	Pass	PK	10.65236G	56.67	74.00	-17.33	15.02	3	Vertical	20	2.43	-
5320MHz	Pass	AV	10.65422G	43.21	54.00	-10.79	15.03	3	Horizontal	268	1.95	-
5320MHz	Pass	PK	10.6535G	56.40	74.00	-17.60	15.02	3	Horizontal	268	1.95	-
5500MHz	Pass	AV	5.4578G	47.66	54.00	-6.34	4.52	3	Vertical	193	1.50	-
5500MHz	Pass	AV	5.5028G	100.29	Inf	-Inf	4.58	3	Vertical	193	1.50	-
5500MHz	Pass	PK	5.468G	64.34	68.20	-3.86	4.54	3	Vertical	193	1.50	-
5500MHz	Pass	PK	5.503G	110.51	Inf	-Inf	4.58	3	Vertical	193	1.50	-
5500MHz	Pass	AV	11.00054G	43.44	54.00	-10.56	15.91	3	Vertical	61	2.11	-
5500MHz	Pass	PK	11.00546G	56.56	74.00	-17.44	15.90	3	Vertical	61	2.11	-
5500MHz	Pass	AV	11.015G	43.72	54.00	-10.28	15.89	3	Horizontal	107	2.32	-
5500MHz	Pass	PK	11.01338G	56.31	74.00	-17.69	15.89	3	Horizontal	107	2.32	-
5580MHz	Pass	AV	5.454G	44.47	54.00	-9.53	4.52	3	Vertical	191	2.98	-
5580MHz	Pass	AV	5.5812G	103.45	Inf	-Inf	4.73	3	Vertical	191	2.98	-
5580MHz	Pass	PK	5.4618G	57.00	68.20	-11.20	4.53	3	Vertical	191	2.98	-
5580MHz	Pass	PK	5.5806G	113.80	Inf	-Inf	4.73	3	Vertical	191	2.98	-
5580MHz	Pass	PK	5.73G	56.32	68.20	-11.88	5.09	3	Vertical	191	2.98	-
5580MHz	Pass	AV	11.14518G	43.71	54.00	-10.29	15.72	3	Vertical	205	1.40	-
5580MHz	Pass	PK	11.14632G	57.09	74.00	-16.91	15.72	3	Vertical	205	1.40	-
5580MHz	Pass	AV	11.14902G	43.70	54.00	-10.30	15.71	3	Horizontal	64	1.17	-
5580MHz	Pass	PK	11.15604G	56.29	74.00	-17.71	15.70	3	Horizontal	64	1.17	-
5700MHz	Pass	AV	5.6988G	101.00	Inf	-Inf	5.02	3	Vertical	326	2.97	-
5700MHz	Pass	PK	5.698G	111.46	Inf	-Inf	5.02	3	Vertical	326	2.97	-
5700MHz	Pass	PK	5.736G	65.89	68.20	-2.31	5.11	3	Vertical	326	2.97	-
5700MHz	Pass	AV	11.41062G	43.05	54.00	-10.95	15.36	3	Vertical	345	1.32	-
5700MHz	Pass	PK	11.40174G	55.89	74.00	-18.11	15.36	3	Vertical	345	1.32	-
5700MHz	Pass	AV	11.39616G	43.08	54.00	-10.92	15.37	3	Horizontal	144	2.25	-
5700MHz	Pass	PK	11.40012G	56.05	74.00	-17.95	15.36	3	Horizontal	144	2.25	-
5720MHz Straddle 5.47-5.725GHz	Pass	AV	5.4332G	44.29	54.00	-9.71	4.49	3	Vertical	223	2.97	-
5720MHz Straddle 5.47-5.725GHz	Pass	AV	5.7176G	104.35	Inf	-Inf	5.05	3	Vertical	223	2.97	-
5720MHz Straddle 5.47-5.725GHz	Pass	PK	5.4632G	55.90	68.20	-12.30	4.53	3	Vertical	223	2.97	-
5720MHz Straddle 5.47-5.725GHz	Pass	PK	5.7272G	115.26	Inf	-Inf	5.09	3	Vertical	223	2.97	-
5720MHz Straddle 5.47-5.725GHz	Pass	PK	5.8784G	57.27	68.20	-10.93	5.33	3	Vertical	223	2.97	-
5720MHz Straddle 5.47-5.725GHz	Pass	AV	11.44852G	43.03	54.00	-10.97	15.30	3	Vertical	137	2.04	-
5720MHz Straddle 5.47-5.725GHz	Pass	PK	11.4514G	56.01	74.00	-17.99	15.30	3	Vertical	137	2.04	-
5720MHz Straddle 5.47-5.725GHz	Pass	AV	11.43856G	43.10	54.00	-10.90	15.32	3	Horizontal	131	1.94	-
5720MHz Straddle 5.47-5.725GHz	Pass	PK	11.4487G	56.29	74.00	-17.71	15.30	3	Horizontal	131	1.94	-
5745MHz	Pass	AV	5.7438G	104.15	Inf	-Inf	5.13	3	Vertical	46	2.21	-
5745MHz	Pass	PK	5.6334G	58.11	68.20	-10.09	4.85	3	Vertical	46	2.21	-
5745MHz	Pass	PK	5.7438G	113.81	Inf	-Inf	5.13	3	Vertical	46	2.21	-
5745MHz	Pass	PK	5.9562G	57.31	68.20	-10.89	5.42	3	Vertical	46	2.21	-
5745MHz	Pass	AV	11.47602G	43.19	54.00	-10.81	15.26	3	Vertical	313	2.47	-
5745MHz	Pass	PK	11.49822G	55.93	74.00	-18.07	15.23	3	Vertical	313	2.47	-
5745MHz	Pass	AV	11.4765G	43.09	54.00	-10.91	15.26	3	Horizontal	91	1.27	-
5745MHz	Pass	PK	11.4969G	56.58	74.00	-17.42	15.23	3	Horizontal	91	1.27	-
5785MHz	Pass	AV	5.7838G	104.45	Inf	-Inf	5.22	3	Vertical	48	2.17	-
5785MHz	Pass	PK	5.6062G	57.10	68.20	-11.10	4.79	3	Vertical	48	2.17	-
5785MHz	Pass	PK	5.7838G	114.20	Inf	-Inf	5.22	3	Vertical	48	2.17	-

Mode	Result	Type	Freq (Hz)	Level (dBuV/m)	Limit (dBuV/m)	Margin (dB)	Factor (dB)	Dist (m)	Condition	Azimuth (°)	Height (m)	Comments
5785MHz	Pass	PK	5.953G	57.07	68.20	-11.13	5.41	3	Vertical	48	2.17	-
5785MHz	Pass	AV	11.55662G	43.04	54.00	-10.96	15.15	3	Vertical	267	2.16	-
5785MHz	Pass	PK	11.55836G	56.35	74.00	-17.65	15.15	3	Vertical	267	2.16	-
5785MHz	Pass	AV	11.56364G	43.01	54.00	-10.99	15.14	3	Horizontal	152	1.54	-
5785MHz	Pass	PK	11.55968G	55.76	74.00	-18.24	15.15	3	Horizontal	152	1.54	-
5825MHz	Pass	AV	5.8262G	101.44	Inf	-Inf	5.28	3	Vertical	190	1.50	-
5825MHz	Pass	PK	5.6402G	56.62	68.20	-11.58	4.87	3	Vertical	190	1.50	-
5825MHz	Pass	PK	5.8262G	111.42	Inf	-Inf	5.28	3	Vertical	190	1.50	-
5825MHz	Pass	PK	5.9546G	57.14	68.20	-11.06	5.42	3	Vertical	190	1.50	-
5825MHz	Pass	AV	11.65376G	43.33	54.00	-10.67	15.01	3	Vertical	52	1.50	-
5825MHz	Pass	PK	11.64582G	56.80	74.00	-17.20	15.04	3	Vertical	52	1.50	-
5825MHz	Pass	AV	11.64504G	43.25	54.00	-10.75	15.04	3	Horizontal	95	1.50	-
5825MHz	Pass	PK	11.64976G	56.81	74.00	-17.19	15.02	3	Horizontal	95	1.50	-
802.11ac VHT20_Nss1,(MCS0)_2TX	-	-	-	-	-	-	-	-	-	-	-	-
5180MHz	Pass	AV	5.15G	50.25	54.00	-3.75	4.13	3	Vertical	192	2.97	-
5180MHz	Pass	AV	5.1718G	99.98	Inf	-Inf	4.17	3	Vertical	192	2.97	-
5180MHz	Pass	PK	5.1482G	66.13	74.00	-7.87	4.13	3	Vertical	192	2.97	-
5180MHz	Pass	PK	5.1822G	111.09	Inf	-Inf	4.19	3	Vertical	192	2.97	-
5180MHz	Pass	AV	10.35826G	42.90	54.00	-11.10	14.28	3	Vertical	142	1.22	-
5180MHz	Pass	PK	10.3582G	55.92	74.00	-18.08	14.28	3	Vertical	142	1.22	-
5180MHz	Pass	AV	10.375G	43.01	54.00	-10.99	14.32	3	Horizontal	167	1.17	-
5180MHz	Pass	PK	10.35406G	56.22	74.00	-17.78	14.27	3	Horizontal	167	1.17	-
5200MHz	Pass	AV	5.1492G	46.30	54.00	-7.70	4.13	3	Vertical	177	1.50	-
5200MHz	Pass	AV	5.2004G	100.73	Inf	-Inf	4.21	3	Vertical	177	1.50	-
5200MHz	Pass	PK	5.1452G	60.65	74.00	-13.35	4.13	3	Vertical	177	1.50	-
5200MHz	Pass	PK	5.2016G	111.54	Inf	-Inf	4.21	3	Vertical	177	1.50	-
5200MHz	Pass	AV	10.41422G	42.88	54.00	-11.12	14.42	3	Vertical	69	2.23	-
5200MHz	Pass	PK	10.41458G	55.88	74.00	-18.12	14.42	3	Vertical	69	2.23	-
5200MHz	Pass	AV	10.38818G	42.83	54.00	-11.17	14.35	3	Horizontal	214	1.66	-
5200MHz	Pass	PK	10.3931G	55.78	74.00	-18.22	14.37	3	Horizontal	214	1.66	-
5240MHz	Pass	AV	5.1488G	44.29	54.00	-9.71	4.13	3	Vertical	51	2.17	-
5240MHz	Pass	AV	5.237G	104.41	Inf	-Inf	4.25	3	Vertical	51	2.17	-
5240MHz	Pass	AV	5.3774G	44.18	54.00	-9.82	4.43	3	Vertical	51	2.17	-
5240MHz	Pass	PK	5.1452G	56.19	74.00	-17.81	4.13	3	Vertical	51	2.17	-
5240MHz	Pass	PK	5.2364G	115.44	Inf	-Inf	4.25	3	Vertical	51	2.17	-
5240MHz	Pass	PK	5.3564G	56.10	74.00	-17.90	4.40	3	Vertical	51	2.17	-
5240MHz	Pass	AV	10.48612G	42.99	54.00	-11.01	14.60	3	Vertical	314	1.93	-
5240MHz	Pass	PK	10.4743G	56.86	74.00	-17.14	14.57	3	Vertical	314	1.93	-
5240MHz	Pass	AV	10.47082G	43.02	54.00	-10.98	14.57	3	Horizontal	149	1.03	-
5240MHz	Pass	PK	10.46938G	56.20	74.00	-17.80	14.57	3	Horizontal	149	1.03	-
5260MHz	Pass	AV	5.1352G	43.96	54.00	-10.04	4.11	3	Vertical	51	2.20	-
5260MHz	Pass	AV	5.257G	103.30	Inf	-Inf	4.27	3	Vertical	51	2.20	-
5260MHz	Pass	AV	5.35G	44.78	54.00	-9.22	4.39	3	Vertical	51	2.20	-
5260MHz	Pass	PK	5.1136G	56.29	74.00	-17.71	4.09	3	Vertical	51	2.20	-
5260MHz	Pass	PK	5.2564G	113.91	Inf	-Inf	4.27	3	Vertical	51	2.20	-
5260MHz	Pass	PK	5.3578G	58.02	74.00	-15.98	4.40	3	Vertical	51	2.20	-
5260MHz	Pass	AV	10.52432G	43.04	54.00	-10.96	14.70	3	Vertical	154	2.27	-
5260MHz	Pass	PK	10.52138G	56.05	74.00	-17.95	14.69	3	Vertical	154	2.27	-
5260MHz	Pass	AV	10.52438G	43.22	54.00	-10.78	14.70	3	Horizontal	258	1.04	-

Mode	Result	Type	Freq (Hz)	Level (dBuV/m)	Limit (dBuV/m)	Margin (dB)	Factor (dB)	Dist (m)	Condition	Azimuth (°)	Height (m)	Comments
5260MHz	Pass	PK	10.52438G	56.68	74.00	-17.32	14.70	3	Horizontal	258	1.04	-
5300MHz	Pass	AV	5.3004G	102.36	Inf	-Inf	4.33	3	Vertical	194	1.50	-
5300MHz	Pass	AV	5.3544G	50.56	54.00	-3.44	4.39	3	Vertical	194	1.50	-
5300MHz	Pass	PK	5.3012G	113.40	Inf	-Inf	4.33	3	Vertical	194	1.50	-
5300MHz	Pass	PK	5.3516G	66.80	74.00	-7.20	4.39	3	Vertical	194	1.50	-
5300MHz	Pass	AV	10.61326G	42.71	54.00	-11.29	14.93	3	Vertical	171	1.20	-
5300MHz	Pass	PK	10.5928G	55.59	74.00	-18.41	14.87	3	Vertical	171	1.20	-
5300MHz	Pass	AV	10.60978G	42.65	54.00	-11.35	14.92	3	Horizontal	193	2.11	-
5300MHz	Pass	PK	10.60318G	56.09	74.00	-17.91	14.90	3	Horizontal	193	2.11	-
5320MHz	Pass	AV	5.3186G	101.59	Inf	-Inf	4.35	3	Vertical	18	2.16	-
5320MHz	Pass	AV	5.3518G	50.72	54.00	-3.28	4.39	3	Vertical	18	2.16	-
5320MHz	Pass	PK	5.3188G	111.96	Inf	-Inf	4.35	3	Vertical	18	2.16	-
5320MHz	Pass	PK	5.3504G	67.80	74.00	-6.20	4.39	3	Vertical	18	2.16	-
5320MHz	Pass	AV	10.65074G	42.90	54.00	-11.10	15.02	3	Vertical	218	1.41	-
5320MHz	Pass	PK	10.6316G	56.11	74.00	-17.89	14.97	3	Vertical	218	1.41	-
5320MHz	Pass	AV	10.65332G	42.98	54.00	-11.02	15.02	3	Horizontal	198	1.96	-
5320MHz	Pass	PK	10.62842G	56.11	74.00	-17.89	14.96	3	Horizontal	198	1.96	-
5500MHz	Pass	AV	5.459G	47.65	54.00	-6.35	4.53	3	Vertical	182	2.96	-
5500MHz	Pass	AV	5.4984G	101.76	Inf	-Inf	4.58	3	Vertical	182	2.96	-
5500MHz	Pass	PK	5.4676G	66.42	68.20	-1.78	4.54	3	Vertical	182	2.96	-
5500MHz	Pass	PK	5.4988G	112.06	Inf	-Inf	4.58	3	Vertical	182	2.96	-
5500MHz	Pass	AV	10.9988G	43.53	54.00	-10.47	15.91	3	Vertical	81	2.23	-
5500MHz	Pass	PK	11.00222G	57.09	74.00	-16.91	15.91	3	Vertical	81	2.23	-
5500MHz	Pass	AV	10.99766G	43.67	54.00	-10.33	15.91	3	Horizontal	321	1.12	-
5500MHz	Pass	PK	10.99628G	56.88	74.00	-17.12	15.90	3	Horizontal	321	1.12	-
5580MHz	Pass	AV	5.436G	44.52	54.00	-9.48	4.50	3	Vertical	329	2.96	-
5580MHz	Pass	AV	5.577G	103.70	Inf	-Inf	4.72	3	Vertical	329	2.96	-
5580MHz	Pass	PK	5.469G	57.19	68.20	-11.01	4.54	3	Vertical	329	2.96	-
5580MHz	Pass	PK	5.5764G	114.63	Inf	-Inf	4.72	3	Vertical	329	2.96	-
5580MHz	Pass	PK	5.7276G	56.75	68.20	-11.45	5.09	3	Vertical	329	2.96	-
5580MHz	Pass	AV	11.16126G	43.48	54.00	-10.52	15.69	3	Vertical	27	1.54	-
5580MHz	Pass	PK	11.16054G	56.63	74.00	-17.37	15.70	3	Vertical	27	1.54	-
5580MHz	Pass	AV	11.14746G	43.44	54.00	-10.56	15.71	3	Horizontal	208	1.73	-
5580MHz	Pass	PK	11.1627G	56.71	74.00	-17.29	15.69	3	Horizontal	208	1.73	-
5700MHz	Pass	AV	5.6968G	100.33	Inf	-Inf	5.02	3	Vertical	45	2.23	-
5700MHz	Pass	PK	5.696G	110.09	Inf	-Inf	5.00	3	Vertical	45	2.23	-
5700MHz	Pass	PK	5.734G	64.67	68.20	-3.53	5.10	3	Vertical	45	2.23	-
5700MHz	Pass	AV	11.41206G	43.34	54.00	-10.66	15.35	3	Vertical	129	1.13	-
5700MHz	Pass	PK	11.41254G	56.59	74.00	-17.41	15.35	3	Vertical	129	1.13	-
5700MHz	Pass	AV	11.3889G	43.21	54.00	-10.79	15.38	3	Horizontal	271	2.23	-
5700MHz	Pass	PK	11.41044G	56.48	74.00	-17.52	15.36	3	Horizontal	271	2.23	-
5720MHz Straddle 5.47-5.725GHz	Pass	AV	5.4488G	44.22	54.00	-9.78	4.51	3	Vertical	193	1.27	-
5720MHz Straddle 5.47-5.725GHz	Pass	AV	5.7224G	102.70	Inf	-Inf	5.07	3	Vertical	193	1.27	-
5720MHz Straddle 5.47-5.725GHz	Pass	PK	5.4608G	55.82	68.20	-12.38	4.53	3	Vertical	193	1.27	-
5720MHz Straddle 5.47-5.725GHz	Pass	PK	5.7212G	114.10	Inf	-Inf	5.07	3	Vertical	193	1.27	-
5720MHz Straddle 5.47-5.725GHz	Pass	PK	5.8928G	57.72	68.20	-10.48	5.35	3	Vertical	193	1.27	-
5720MHz Straddle 5.47-5.725GHz	Pass	AV	11.44978G	43.47	54.00	-10.53	15.30	3	Vertical	282	2.01	-
5720MHz Straddle 5.47-5.725GHz	Pass	PK	11.443G	56.93	74.00	-17.07	15.31	3	Vertical	282	2.01	-
5720MHz Straddle 5.47-5.725GHz	Pass	AV	11.45062G	43.60	54.00	-10.40	15.30	3	Horizontal	97	2.36	-

Mode	Result	Type	Freq (Hz)	Level (dBuV/m)	Limit (dBuV/m)	Margin (dB)	Factor (dB)	Dist (m)	Condition	Azimuth (°)	Height (m)	Comments
5720MHz Straddle 5.47-5.725GHz	Pass	PK	11.43652G	56.35	74.00	-17.65	15.32	3	Horizontal	97	2.36	-
5745MHz	Pass	AV	5.7414G	103.45	Inf	-Inf	5.12	3	Vertical	46	2.20	-
5745MHz	Pass	PK	5.4606G	57.87	68.20	-10.33	4.53	3	Vertical	46	2.20	-
5745MHz	Pass	PK	5.7414G	114.18	Inf	-Inf	5.12	3	Vertical	46	2.20	-
5745MHz	Pass	PK	5.9862G	57.40	68.20	-10.80	5.44	3	Vertical	46	2.20	-
5745MHz	Pass	AV	11.5044G	43.40	54.00	-10.60	15.22	3	Vertical	101	1.82	-
5745MHz	Pass	PK	11.49774G	56.45	74.00	-17.55	15.23	3	Vertical	101	1.82	-
5745MHz	Pass	AV	11.48982G	43.62	54.00	-10.38	15.24	3	Horizontal	326	1.71	-
5745MHz	Pass	PK	11.4972G	56.66	74.00	-17.34	15.23	3	Horizontal	326	1.71	-
5785MHz	Pass	AV	5.7862G	100.97	Inf	-Inf	5.22	3	Vertical	192	1.50	-
5785MHz	Pass	PK	5.641G	56.81	68.20	-11.39	4.87	3	Vertical	192	1.50	-
5785MHz	Pass	PK	5.7874G	112.13	Inf	-Inf	5.22	3	Vertical	192	1.50	-
5785MHz	Pass	PK	5.9242G	57.95	68.79	-10.84	5.39	3	Vertical	192	1.50	-
5785MHz	Pass	AV	11.56508G	43.34	54.00	-10.66	15.15	3	Vertical	186	1.97	-
5785MHz	Pass	PK	11.5706G	57.02	74.00	-16.98	15.14	3	Vertical	186	1.97	-
5785MHz	Pass	AV	11.56536G	42.97	54.00	-11.03	15.15	3	Horizontal	23	1.58	-
5785MHz	Pass	PK	11.56652G	56.83	74.00	-17.17	15.15	3	Horizontal	23	1.58	-
5825MHz	Pass	AV	5.8286G	101.92	Inf	-Inf	5.28	3	Vertical	190	1.32	-
5825MHz	Pass	PK	5.6102G	57.90	68.20	-10.30	4.79	3	Vertical	190	1.32	-
5825MHz	Pass	PK	5.8262G	112.57	Inf	-Inf	5.28	3	Vertical	190	1.32	-
5825MHz	Pass	PK	5.9846G	58.54	68.20	-9.66	5.44	3	Vertical	190	1.32	-
5825MHz	Pass	AV	11.64552G	44.49	54.00	-9.51	15.04	3	Vertical	243	1.76	-
5825MHz	Pass	PK	11.64626G	57.74	74.00	-16.26	15.04	3	Vertical	243	1.76	-
5825MHz	Pass	AV	11.646G	43.35	54.00	-10.65	15.04	3	Horizontal	159	1.50	-
5825MHz	Pass	PK	11.6484G	56.54	74.00	-17.46	15.02	3	Horizontal	159	1.50	-
802.11ac VHT40_Nss1,(MCS0)_2TX	-	-	-	-	-	-	-	-	-	-	-	-
5190MHz	Pass	AV	5.15G	51.27	54.00	-2.73	4.13	3	Vertical	19	2.11	-
5190MHz	Pass	AV	5.1992G	95.21	Inf	-Inf	4.21	3	Vertical	19	2.11	-
5190MHz	Pass	PK	5.1484G	63.84	74.00	-10.16	4.13	3	Vertical	19	2.11	-
5190MHz	Pass	PK	5.1988G	104.37	Inf	-Inf	4.21	3	Vertical	19	2.11	-
5190MHz	Pass	AV	10.38576G	43.75	54.00	-10.25	14.35	3	Vertical	63	1.23	-
5190MHz	Pass	PK	10.389G	56.78	74.00	-17.22	14.35	3	Vertical	63	1.23	-
5190MHz	Pass	AV	10.37274G	43.56	54.00	-10.44	14.32	3	Horizontal	86	1.29	-
5190MHz	Pass	PK	10.39344G	56.24	74.00	-17.76	14.37	3	Horizontal	86	1.29	-
5230MHz	Pass	AV	5.1444G	51.17	54.00	-2.83	4.13	3	Vertical	192	1.97	-
5230MHz	Pass	AV	5.2316G	100.84	Inf	-Inf	4.25	3	Vertical	192	1.97	-
5230MHz	Pass	PK	5.1492G	64.80	74.00	-9.20	4.13	3	Vertical	192	1.97	-
5230MHz	Pass	PK	5.232G	110.84	Inf	-Inf	4.25	3	Vertical	192	1.97	-
5230MHz	Pass	AV	10.45214G	43.82	54.00	-10.18	14.52	3	Vertical	282	1.57	-
5230MHz	Pass	PK	10.46216G	56.02	74.00	-17.98	14.54	3	Vertical	282	1.57	-
5230MHz	Pass	AV	10.4615G	43.83	54.00	-10.17	14.54	3	Horizontal	288	2.41	-
5230MHz	Pass	PK	10.44824G	55.87	74.00	-18.13	14.51	3	Horizontal	288	2.41	-
5270MHz	Pass	AV	5.2784G	99.62	Inf	-Inf	4.30	3	Vertical	324	2.94	-
5270MHz	Pass	AV	5.3544G	50.26	54.00	-3.74	4.39	3	Vertical	324	2.94	-
5270MHz	Pass	PK	5.2776G	109.40	Inf	-Inf	4.30	3	Vertical	324	2.94	-
5270MHz	Pass	PK	5.3552G	62.42	74.00	-11.58	4.40	3	Vertical	324	2.94	-
5270MHz	Pass	AV	10.53466G	43.58	54.00	-10.42	14.73	3	Vertical	146	1.29	-
5270MHz	Pass	PK	10.54456G	55.72	74.00	-18.28	14.75	3	Vertical	146	1.29	-
5270MHz	Pass	AV	10.53586G	43.36	54.00	-10.64	14.73	3	Horizontal	219	1.68	-

Mode	Result	Type	Freq (Hz)	Level (dBuV/m)	Limit (dBuV/m)	Margin (dB)	Factor (dB)	Dist (m)	Condition	Azimuth (°)	Height (m)	Comments
5270MHz	Pass	PK	10.53466G	56.15	74.00	-17.85	14.73	3	Horizontal	219	1.68	-
5310MHz	Pass	AV	5.3148G	96.83	Inf	-Inf	4.34	3	Vertical	225	2.97	-
5310MHz	Pass	AV	5.35G	52.48	54.00	-1.52	4.39	3	Vertical	225	2.97	-
5310MHz	Pass	PK	5.3136G	105.86	Inf	-Inf	4.34	3	Vertical	225	2.97	-
5310MHz	Pass	PK	5.3516G	65.31	74.00	-8.69	4.39	3	Vertical	225	2.97	-
5310MHz	Pass	AV	10.63332G	43.64	54.00	-10.36	14.99	3	Vertical	302	1.79	-
5310MHz	Pass	PK	10.62354G	56.21	74.00	-17.79	14.95	3	Vertical	302	1.79	-
5310MHz	Pass	AV	10.61184G	43.71	54.00	-10.29	14.93	3	Horizontal	172	2.28	-
5310MHz	Pass	PK	10.60968G	55.63	74.00	-18.37	14.92	3	Horizontal	172	2.28	-
5510MHz	Pass	AV	5.4596G	49.64	54.00	-4.36	4.53	3	Vertical	185	2.98	-
5510MHz	Pass	AV	5.5144G	97.80	Inf	-Inf	4.61	3	Vertical	185	2.98	-
5510MHz	Pass	PK	5.4696G	66.18	68.20	-2.02	4.54	3	Vertical	185	2.98	-
5510MHz	Pass	PK	5.5148G	106.67	Inf	-Inf	4.61	3	Vertical	185	2.98	-
5510MHz	Pass	AV	11.03056G	44.40	54.00	-9.60	15.87	3	Vertical	13	2.35	-
5510MHz	Pass	PK	11.01382G	56.85	74.00	-17.15	15.89	3	Vertical	13	2.35	-
5510MHz	Pass	AV	11.01976G	44.65	54.00	-9.35	15.88	3	Horizontal	46	1.07	-
5510MHz	Pass	PK	11.00926G	57.17	74.00	-16.83	15.90	3	Horizontal	46	1.07	-
5550MHz	Pass	AV	5.4524G	47.51	54.00	-6.49	4.52	3	Vertical	328	2.94	-
5550MHz	Pass	AV	5.552G	100.58	Inf	-Inf	4.68	3	Vertical	328	2.94	-
5550MHz	Pass	PK	5.466G	62.31	68.20	-5.89	4.54	3	Vertical	328	2.94	-
5550MHz	Pass	PK	5.5484G	110.66	Inf	-Inf	4.67	3	Vertical	328	2.94	-
5550MHz	Pass	AV	11.11248G	44.21	54.00	-9.79	15.75	3	Vertical	158	1.29	-
5550MHz	Pass	PK	11.0946G	56.56	74.00	-17.44	15.78	3	Vertical	158	1.29	-
5550MHz	Pass	AV	11.1096G	44.13	54.00	-9.87	15.76	3	Horizontal	261	2.32	-
5550MHz	Pass	PK	11.09694G	56.56	74.00	-17.44	15.77	3	Horizontal	261	2.32	-
5670MHz	Pass	AV	5.6784G	100.24	Inf	-Inf	4.96	3	Vertical	48	2.24	-
5670MHz	Pass	PK	5.679G	109.96	Inf	-Inf	4.96	3	Vertical	48	2.24	-
5670MHz	Pass	PK	5.7252G	65.57	68.20	-2.63	5.08	3	Vertical	48	2.24	-
5670MHz	Pass	AV	11.35176G	44.33	54.00	-9.67	15.44	3	Vertical	103	1.28	-
5670MHz	Pass	PK	11.3391G	56.67	74.00	-17.33	15.46	3	Vertical	103	1.28	-
5670MHz	Pass	AV	11.33676G	43.96	54.00	-10.04	15.45	3	Horizontal	134	1.42	-
5670MHz	Pass	PK	11.3511G	56.26	74.00	-17.74	15.44	3	Horizontal	134	1.42	-
5710MHz Straddle 5.47-5.725GHz	Pass	AV	5.452G	45.20	54.00	-8.80	4.52	3	Vertical	195	1.26	-
5710MHz Straddle 5.47-5.725GHz	Pass	AV	5.6992G	102.88	Inf	-Inf	5.02	3	Vertical	195	1.26	-
5710MHz Straddle 5.47-5.725GHz	Pass	PK	5.4688G	55.55	68.20	-12.65	4.54	3	Vertical	195	1.26	-
5710MHz Straddle 5.47-5.725GHz	Pass	PK	5.7196G	113.14	Inf	-Inf	5.07	3	Vertical	195	1.26	-
5710MHz Straddle 5.47-5.725GHz	Pass	PK	5.86G	58.20	68.20	-10.00	5.32	3	Vertical	195	1.26	-
5710MHz Straddle 5.47-5.725GHz	Pass	AV	11.42582G	44.11	54.00	-9.89	15.33	3	Vertical	94	1.42	-
5710MHz Straddle 5.47-5.725GHz	Pass	PK	11.43452G	56.73	74.00	-17.27	15.31	3	Vertical	94	1.42	-
5710MHz Straddle 5.47-5.725GHz	Pass	AV	11.4257G	43.99	54.00	-10.01	15.33	3	Horizontal	60	1.85	-
5710MHz Straddle 5.47-5.725GHz	Pass	PK	11.43116G	56.67	74.00	-17.33	15.32	3	Horizontal	60	1.85	-
5755MHz	Pass	AV	5.7514G	102.67	Inf	-Inf	5.14	3	Vertical	45	2.23	-
5755MHz	Pass	PK	5.6494G	65.74	68.20	-2.46	4.89	3	Vertical	45	2.23	-
5755MHz	Pass	PK	5.7538G	112.41	Inf	-Inf	5.15	3	Vertical	45	2.23	-
5755MHz	Pass	PK	5.9434G	57.10	68.20	-11.10	5.40	3	Vertical	45	2.23	-
5755MHz	Pass	AV	11.5169G	44.15	54.00	-9.85	15.21	3	Vertical	245	1.74	-
5755MHz	Pass	PK	11.50928G	56.92	74.00	-17.08	15.22	3	Vertical	245	1.74	-
5755MHz	Pass	AV	11.50448G	44.40	54.00	-9.60	15.22	3	Horizontal	23	1.13	-
5755MHz	Pass	PK	11.51888G	57.02	74.00	-16.98	15.20	3	Horizontal	23	1.13	-

Mode	Result	Type	Freq (Hz)	Level (dBuV/m)	Limit (dBuV/m)	Margin (dB)	Factor (dB)	Dist (m)	Condition	Azimuth (°)	Height (m)	Comments
5795MHz	Pass	AV	5.7962G	99.94	Inf	-Inf	5.25	3	Vertical	49	2.15	-
5795MHz	Pass	PK	5.6234G	58.00	68.20	-10.20	4.83	3	Vertical	49	2.15	-
5795MHz	Pass	PK	5.7974G	110.07	Inf	-Inf	5.26	3	Vertical	49	2.15	-
5795MHz	Pass	PK	5.9606G	57.86	68.20	-10.34	5.42	3	Vertical	49	2.15	-
5795MHz	Pass	AV	11.58526G	43.96	54.00	-10.04	15.11	3	Vertical	130	1.34	-
5795MHz	Pass	PK	11.58916G	56.53	74.00	-17.47	15.11	3	Vertical	130	1.34	-
5795MHz	Pass	AV	11.60308G	44.28	54.00	-9.72	15.10	3	Horizontal	207	1.56	-
5795MHz	Pass	PK	11.587G	56.31	74.00	-17.69	15.11	3	Horizontal	207	1.56	-
802.11ac VHT80_Nss1,(MCS0)_2TX	-	-	-	-	-	-	-	-	-	-	-	-
5210MHz	Pass	AV	5.148G	52.49	54.00	-1.51	4.13	3	Vertical	50	1.50	-
5210MHz	Pass	AV	5.204G	90.99	Inf	-Inf	4.21	3	Vertical	50	1.50	-
5210MHz	Pass	AV	5.458G	45.00	54.00	-9.00	4.52	3	Vertical	50	1.50	-
5210MHz	Pass	PK	5.145G	63.53	74.00	-10.47	4.13	3	Vertical	50	1.50	-
5210MHz	Pass	PK	5.204G	99.90	Inf	-Inf	4.21	3	Vertical	50	1.50	-
5210MHz	Pass	PK	5.405G	56.85	74.00	-17.15	4.45	3	Vertical	50	1.50	-
5210MHz	Pass	AV	10.41928G	43.76	54.00	-10.24	14.44	3	Vertical	52	2.15	-
5210MHz	Pass	PK	10.4113G	56.54	74.00	-17.46	14.42	3	Vertical	52	2.15	-
5210MHz	Pass	AV	10.42384G	43.65	54.00	-10.35	14.44	3	Horizontal	210	2.49	-
5210MHz	Pass	PK	10.40866G	56.30	74.00	-17.70	14.41	3	Horizontal	210	2.49	-
5290MHz	Pass	AV	5.114G	44.53	54.00	-9.47	4.09	3	Vertical	50	2.20	-
5290MHz	Pass	AV	5.284G	92.73	Inf	-Inf	4.31	3	Vertical	50	2.20	-
5290MHz	Pass	AV	5.356G	52.38	54.00	-1.62	4.40	3	Vertical	50	2.20	-
5290MHz	Pass	PK	5.08G	56.02	74.00	-17.98	4.04	3	Vertical	50	2.20	-
5290MHz	Pass	PK	5.284G	101.91	Inf	-Inf	4.31	3	Vertical	50	2.20	-
5290MHz	Pass	PK	5.362G	62.56	74.00	-11.44	4.41	3	Vertical	50	2.20	-
5290MHz	Pass	AV	10.5683G	43.68	54.00	-10.32	14.82	3	Vertical	255	1.48	-
5290MHz	Pass	PK	10.57886G	56.00	74.00	-18.00	14.84	3	Vertical	255	1.48	-
5290MHz	Pass	AV	10.56596G	43.80	54.00	-10.20	14.81	3	Horizontal	202	1.53	-
5290MHz	Pass	PK	10.5866G	55.69	74.00	-18.31	14.86	3	Horizontal	202	1.53	-
5530MHz	Pass	AV	5.451G	52.22	54.00	-1.78	4.52	3	Vertical	0	2.20	-
5530MHz	Pass	AV	5.529G	92.71	Inf	-Inf	4.63	3	Vertical	0	2.20	-
5530MHz	Pass	PK	5.468G	66.41	68.20	-1.79	4.54	3	Vertical	0	2.20	-
5530MHz	Pass	PK	5.548G	101.61	Inf	-Inf	4.67	3	Vertical	0	2.20	-
5530MHz	Pass	PK	5.749G	57.43	68.20	-10.77	5.14	3	Vertical	0	2.20	-
5530MHz	Pass	AV	11.05814G	44.06	54.00	-9.94	15.83	3	Vertical	208	1.65	-
5530MHz	Pass	PK	11.075G	56.62	74.00	-17.38	15.80	3	Vertical	208	1.65	-
5530MHz	Pass	AV	11.0714G	44.11	54.00	-9.89	15.81	3	Horizontal	147	1.37	-
5530MHz	Pass	PK	11.06516G	56.29	74.00	-17.71	15.82	3	Horizontal	147	1.37	-
5690MHz Straddle 5.47-5.725GHz	Pass	AV	5.4512G	46.30	54.00	-7.70	4.52	3	Vertical	193	1.28	-
5690MHz Straddle 5.47-5.725GHz	Pass	AV	5.684G	97.12	Inf	-Inf	4.98	3	Vertical	193	1.28	-
5690MHz Straddle 5.47-5.725GHz	Pass	PK	5.4692G	57.16	68.20	-11.04	4.54	3	Vertical	193	1.28	-
5690MHz Straddle 5.47-5.725GHz	Pass	PK	5.6816G	106.71	Inf	-Inf	4.97	3	Vertical	193	1.28	-
5690MHz Straddle 5.47-5.725GHz	Pass	PK	5.8604G	66.32	68.20	-1.88	5.32	3	Vertical	193	1.28	-
5690MHz Straddle 5.47-5.725GHz	Pass	AV	11.37754G	43.98	54.00	-10.02	15.40	3	Vertical	156	1.35	-
5690MHz Straddle 5.47-5.725GHz	Pass	PK	11.36752G	56.65	74.00	-17.35	15.41	3	Vertical	156	1.35	-
5690MHz Straddle 5.47-5.725GHz	Pass	AV	11.38726G	43.95	54.00	-10.05	15.39	3	Horizontal	83	1.15	-
5690MHz Straddle 5.47-5.725GHz	Pass	PK	11.3743G	55.97	74.00	-18.03	15.41	3	Horizontal	83	1.15	-
5775MHz	Pass	AV	5.781G	97.11	Inf	-Inf	5.22	3	Vertical	45	1.01	-
5775MHz	Pass	PK	5.6442G	63.80	68.20	-4.40	4.88	3	Vertical	45	1.01	-

Mode	Result	Type	Freq (Hz)	Level (dBuV/m)	Limit (dBuV/m)	Margin (dB)	Factor (dB)	Dist (m)	Condition	Azimuth (°)	Height (m)	Comments
5775MHz	Pass	PK	5.7798G	106.65	Inf	-Inf	5.21	3	Vertical	45	1.01	-
5775MHz	Pass	PK	5.9238G	61.91	69.09	-7.18	5.39	3	Vertical	45	1.01	-
5775MHz	Pass	AV	11.54904G	43.92	54.00	-10.08	15.16	3	Vertical	265	2.04	-
5775MHz	Pass	PK	11.54664G	55.79	74.00	-18.21	15.16	3	Vertical	265	2.04	-
5775MHz	Pass	AV	11.53974G	43.80	54.00	-10.20	15.17	3	Horizontal	271	1.61	-
5775MHz	Pass	PK	11.55306G	56.17	74.00	-17.83	15.16	3	Horizontal	271	1.61	-

802.11a_Nss1,(6Mbps)_2TX

5180MHz_TX

13/03/2019

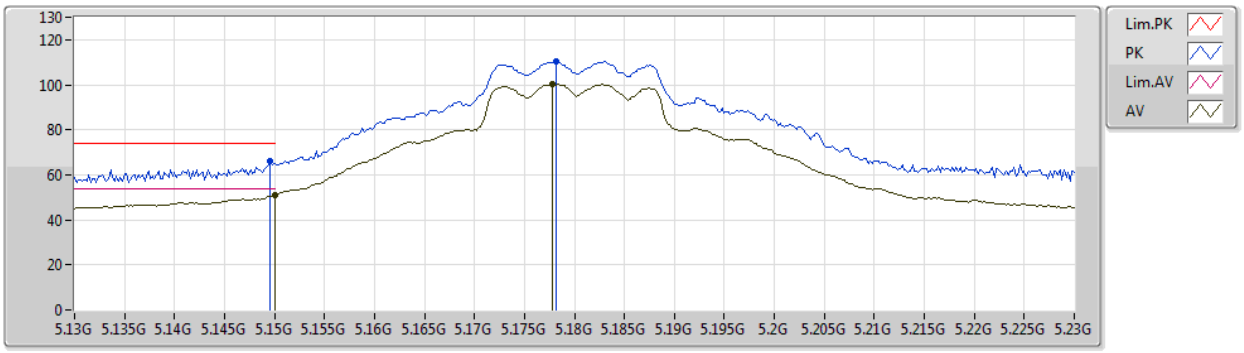

Type	Freq	Level	Limit	Margin	Factor	Dist	Condition	Azimuth	Height	Comment
	(Hz)	(dBuV/m)	(dBuV/m)	(dB)	(dB)	(m)		(°)	(m)	
AV	5.15G	51.11	54.00	-2.89	4.13	3	Vertical	192	1.50	-
AV	5.1778G	100.24	Inf	-Inf	4.18	3	Vertical	192	1.50	-
PK	5.1496G	65.91	74.00	-8.09	4.13	3	Vertical	192	1.50	-
PK	5.1782G	110.44	Inf	-Inf	4.18	3	Vertical	192	1.50	-

802.11a_Nss1,(6Mbps)_2TX

5180MHz_TX

13/03/2019

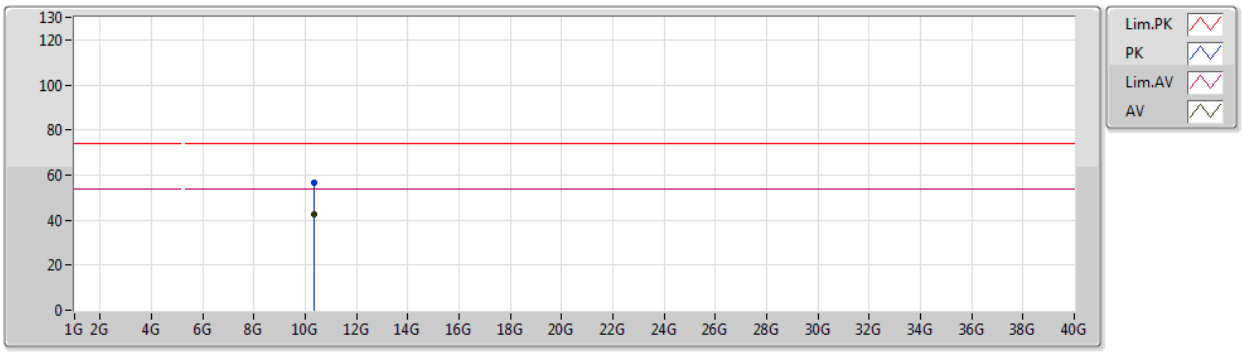

Type	Freq	Level	Limit	Margin	Factor	Dist	Condition	Azimuth	Height	Comment
	(Hz)	(dBuV/m)	(dBuV/m)	(dB)	(dB)	(m)		(°)	(m)	
AV	10.3603G	42.73	54.00	-11.27	14.28	3	Vertical	144	1.50	-
PK	10.3687G	56.57	74.00	-17.43	14.31	3	Vertical	144	1.50	-

802.11a_Nss1,(6Mbps)_2TX

5180MHz_TX

13/03/2019

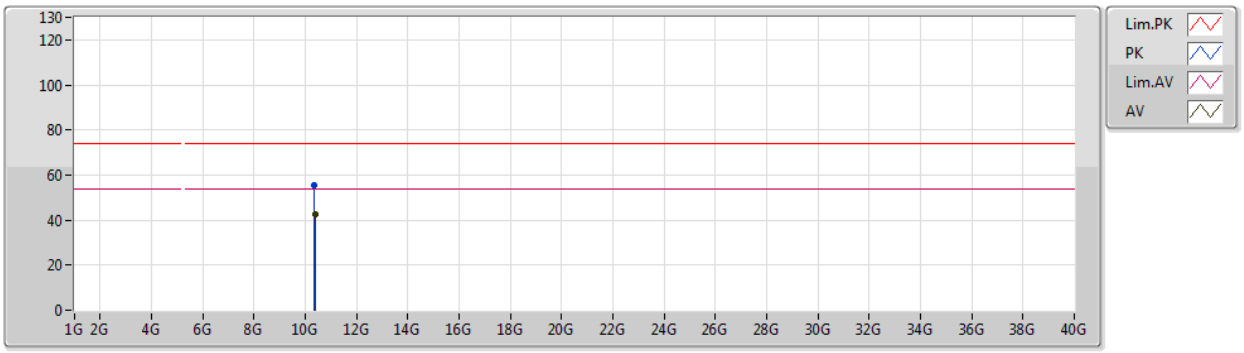

Type	Freq	Level	Limit	Margin	Factor	Dist	Condition	Azimuth	Height	Comment
	(Hz)	(dBuV/m)	(dBuV/m)	(dB)	(dB)	(m)		(°)	(m)	
AV	10.37158G	42.79	54.00	-11.21	14.32	3	Horizontal	239	1.65	-
PK	10.3675G	55.68	74.00	-18.32	14.30	3	Horizontal	239	1.65	-

802.11a_Nss1,(6Mbps)_2TX

5200MHz_TX

13/03/2019

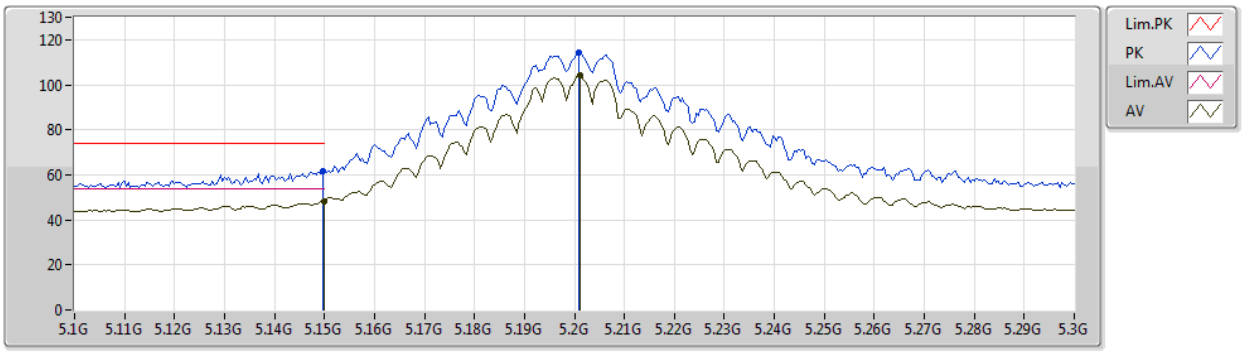

Type	Freq	Level	Limit	Margin	Factor	Dist	Condition	Azimuth	Height	Comment
	(Hz)	(dBuV/m)	(dBuV/m)	(dB)	(dB)	(m)		(°)	(m)	
AV	5.15G	48.32	54.00	-5.68	4.13	3	Vertical	49	2.18	-
AV	5.2012G	104.30	Inf	-Inf	4.21	3	Vertical	49	2.18	-
PK	5.1496G	61.50	74.00	-12.50	4.13	3	Vertical	49	2.18	-
PK	5.2008G	114.16	Inf	-Inf	4.21	3	Vertical	49	2.18	-

802.11a_Nss1,(6Mbps)_2TX

5200MHz_TX

13/03/2019

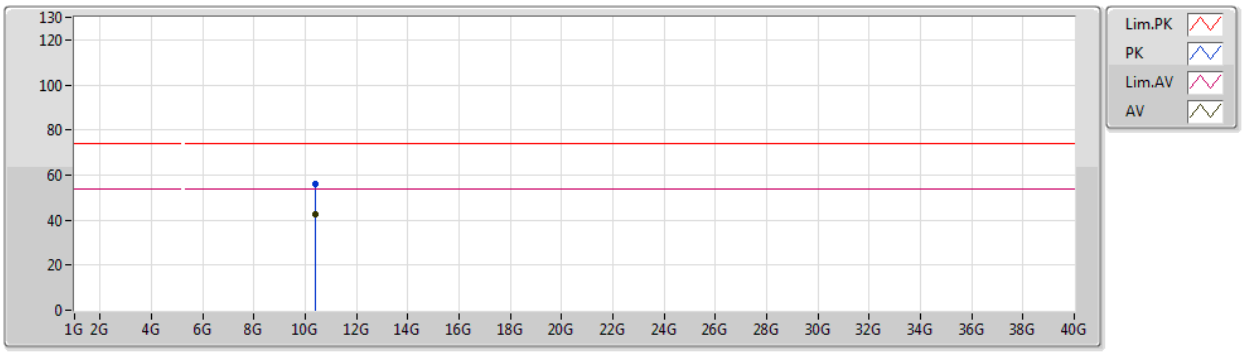

Type	Freq	Level	Limit	Margin	Factor	Dist	Condition	Azimuth	Height	Comment
	(Hz)	(dBuV/m)	(dBuV/m)	(dB)	(dB)	(m)		(°)	(m)	
AV	10.40492G	42.67	54.00	-11.33	14.41	3	Vertical	231	1.16	-
PK	10.41392G	55.80	74.00	-18.20	14.42	3	Vertical	231	1.16	-

802.11a_Nss1,(6Mbps)_2TX

5200MHz_TX

13/03/2019

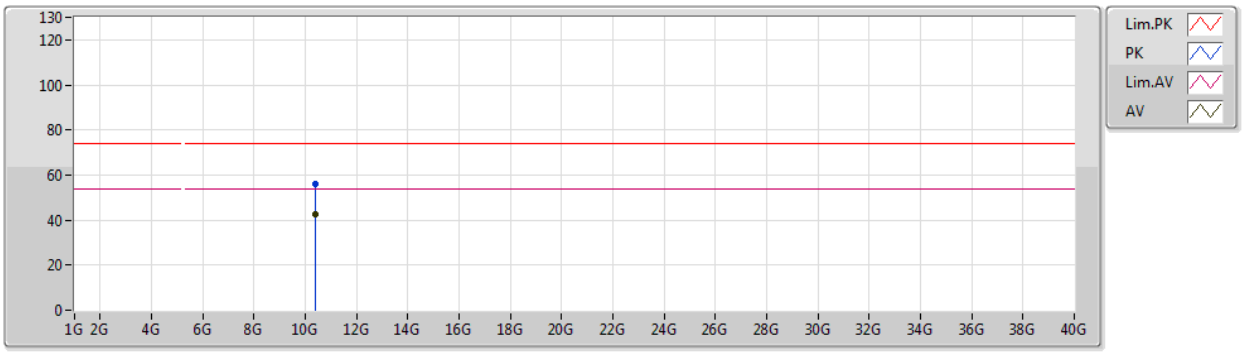

Type	Freq	Level	Limit	Margin	Factor	Dist	Condition	Azimuth	Height	Comment
	(Hz)	(dBuV/m)	(dBuV/m)	(dB)	(dB)	(m)		(°)	(m)	
AV	10.41452G	42.64	54.00	-11.36	14.42	3	Horizontal	287	1.37	-
PK	10.40726G	55.80	74.00	-18.20	14.41	3	Horizontal	287	1.37	-

802.11a_Nss1,(6Mbps)_2TX

5240MHz_TX

13/03/2019

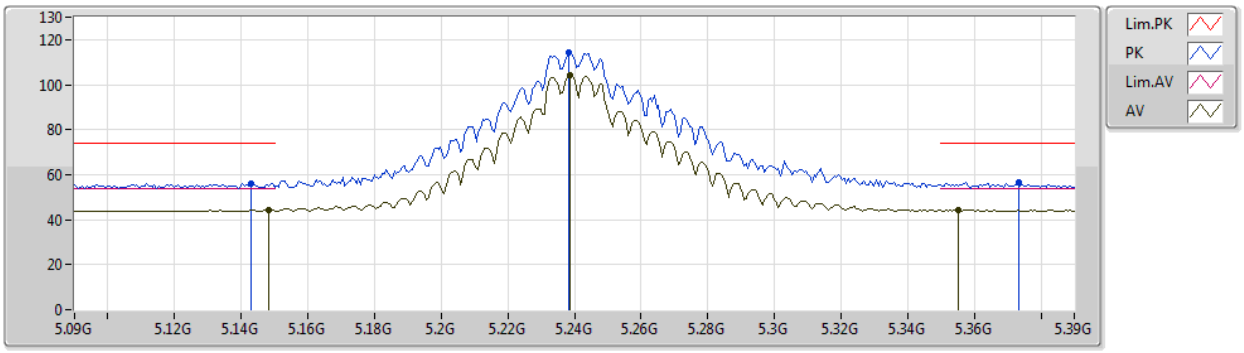

Type	Freq	Level	Limit	Margin	Factor	Dist	Condition	Azimuth	Height	Comment
	(Hz)	(dBuV/m)	(dBuV/m)	(dB)	(dB)	(m)		(°)	(m)	
AV	5.1482G	44.48	54.00	-9.52	4.13	3	Vertical	50	2.21	-
AV	5.2388G	104.12	Inf	-Inf	4.25	3	Vertical	50	2.21	-
AV	5.3552G	44.35	54.00	-9.65	4.40	3	Vertical	50	2.21	-
PK	5.1428G	56.30	74.00	-17.70	4.13	3	Vertical	50	2.21	-
PK	5.2382G	114.36	Inf	-Inf	4.25	3	Vertical	50	2.21	-
PK	5.3732G	56.72	74.00	-17.28	4.42	3	Vertical	50	2.21	-

802.11a_Nss1,(6Mbps)_2TX

5240MHz_TX

13/03/2019

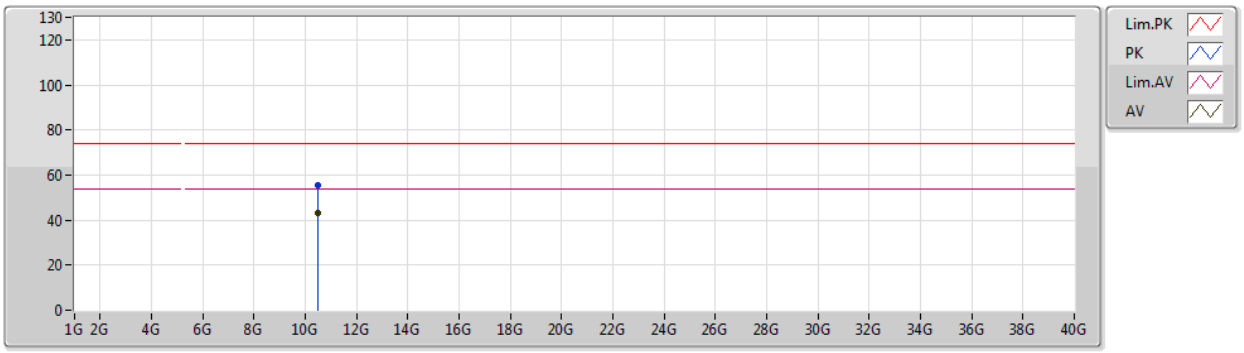

Type	Freq	Level	Limit	Margin	Factor	Dist	Condition	Azimuth	Height	Comment
	(Hz)	(dBuV/m)	(dBuV/m)	(dB)	(dB)	(m)		(°)	(m)	
AV	10.47076G	43.13	54.00	-10.87	14.57	3	Vertical	74	1.11	-
PK	10.47652G	55.68	74.00	-18.32	14.59	3	Vertical	74	1.11	-

802.11a_Nss1,(6Mbps)_2TX

5240MHz_TX

13/03/2019

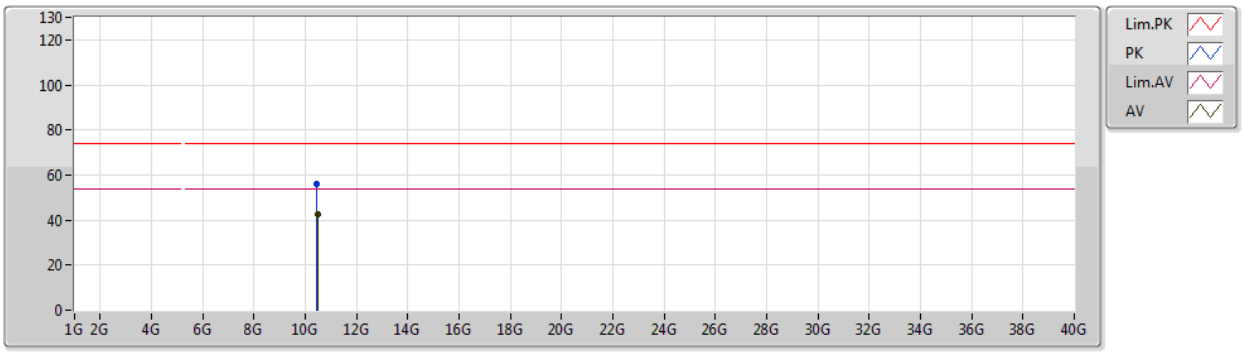

Type	Freq	Level	Limit	Margin	Factor	Dist	Condition	Azimuth	Height	Comment
	(Hz)	(dBuV/m)	(dBuV/m)	(dB)	(dB)	(m)		(°)	(m)	
AV	10.47076G	42.80	54.00	-11.20	14.57	3	Horizontal	279	1.80	-
PK	10.4668G	56.28	74.00	-17.72	14.55	3	Horizontal	279	1.80	-

802.11a_Nss1,(6Mbps)_2TX

5260MHz_TX

13/03/2019

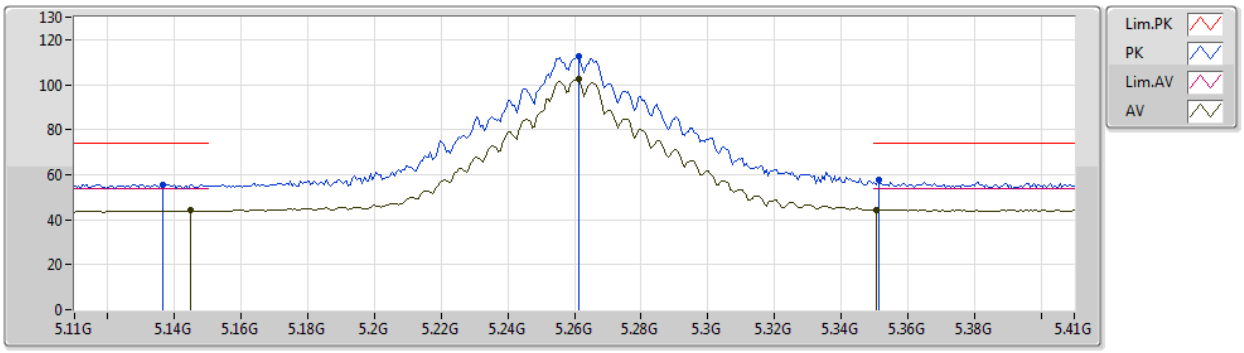

Type	Freq	Level	Limit	Margin	Factor	Dist	Condition	Azimuth	Height	Comment
	(Hz)	(dBuV/m)	(dBuV/m)	(dB)	(dB)	(m)		(°)	(m)	
AV	5.1448G	44.00	54.00	-10.00	4.13	3	Vertical	192	1.50	-
AV	5.2612G	102.79	Inf	-Inf	4.28	3	Vertical	192	1.50	-
AV	5.3506G	44.47	54.00	-9.53	4.39	3	Vertical	192	1.50	-
PK	5.1364G	55.66	74.00	-18.34	4.11	3	Vertical	192	1.50	-
PK	5.2612G	112.52	Inf	-Inf	4.28	3	Vertical	192	1.50	-
PK	5.3512G	57.47	74.00	-16.53	4.39	3	Vertical	192	1.50	-

802.11a_Nss1,(6Mbps)_2TX

5260MHz_TX

13/03/2019

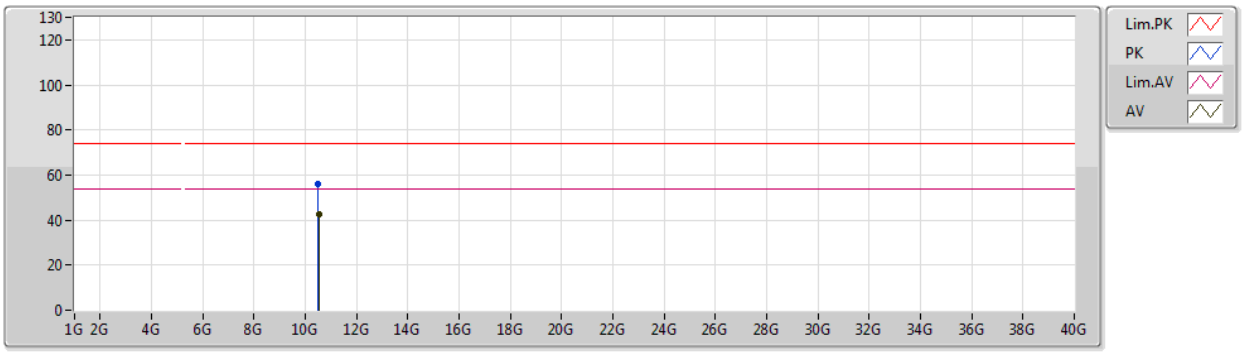

Type	Freq	Level	Limit	Margin	Factor	Dist	Condition	Azimuth	Height	Comment
	(Hz)	(dBuV/m)	(dBuV/m)	(dB)	(dB)	(m)		(°)	(m)	
AV	10.51952G	42.71	54.00	-11.29	14.69	3	Vertical	126	1.54	-
PK	10.50782G	56.19	74.00	-17.81	14.66	3	Vertical	126	1.54	-

802.11a_Nss1,(6Mbps)_2TX

5260MHz_TX

13/03/2019

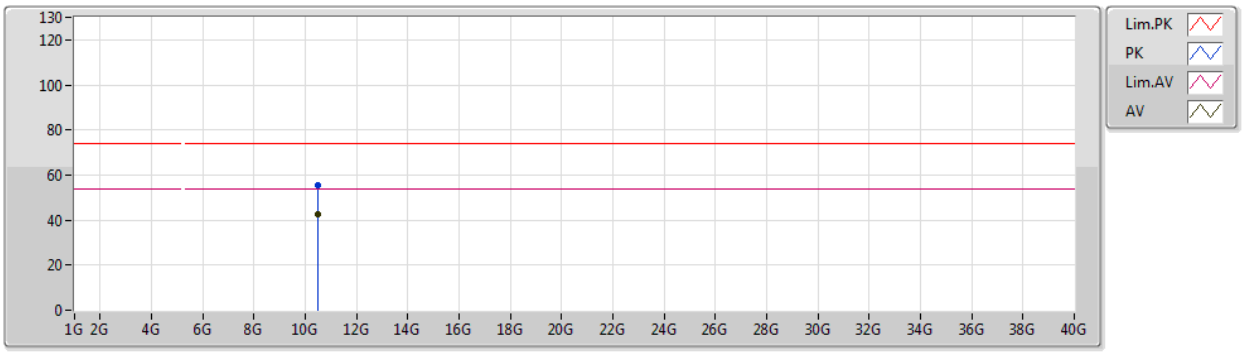

Type	Freq	Level	Limit	Margin	Factor	Dist	Condition	Azimuth	Height	Comment
	(Hz)	(dBuV/m)	(dBuV/m)	(dB)	(dB)	(m)		(°)	(m)	
AV	10.50548G	42.66	54.00	-11.34	14.66	3	Horizontal	184	1.92	-
PK	10.51172G	55.62	74.00	-18.38	14.67	3	Horizontal	184	1.92	-

802.11a_Nss1,(6Mbps)_2TX

5300MHz_TX

13/03/2019

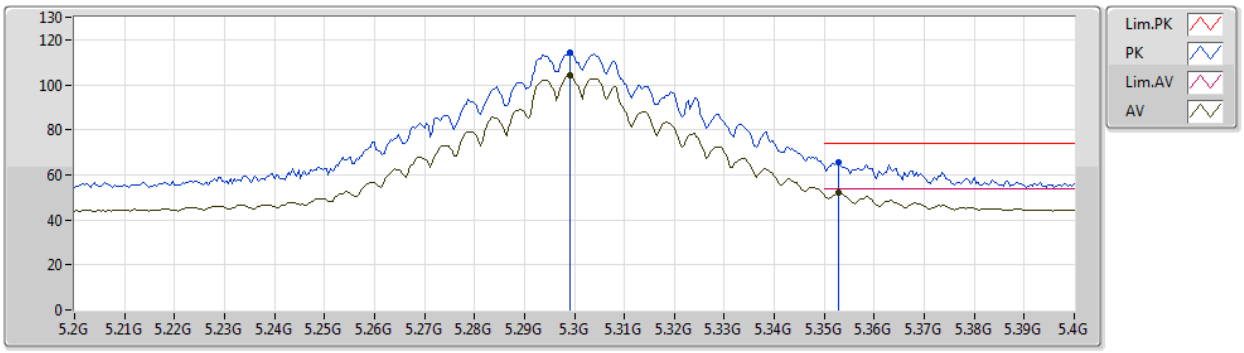

Type	Freq	Level	Limit	Margin	Factor	Dist	Condition	Azimuth	Height	Comment
	(Hz)	(dBuV/m)	(dBuV/m)	(dB)	(dB)	(m)		(°)	(m)	
AV	5.2992G	104.17	Inf	-Inf	4.32	3	Vertical	52	2.18	-
AV	5.3528G	51.95	54.00	-2.05	4.39	3	Vertical	52	2.18	-
PK	5.2992G	114.50	Inf	-Inf	4.32	3	Vertical	52	2.18	-
PK	5.3528G	65.58	74.00	-8.42	4.39	3	Vertical	52	2.18	-

802.11a_Nss1,(6Mbps)_2TX

5300MHz_TX

13/03/2019

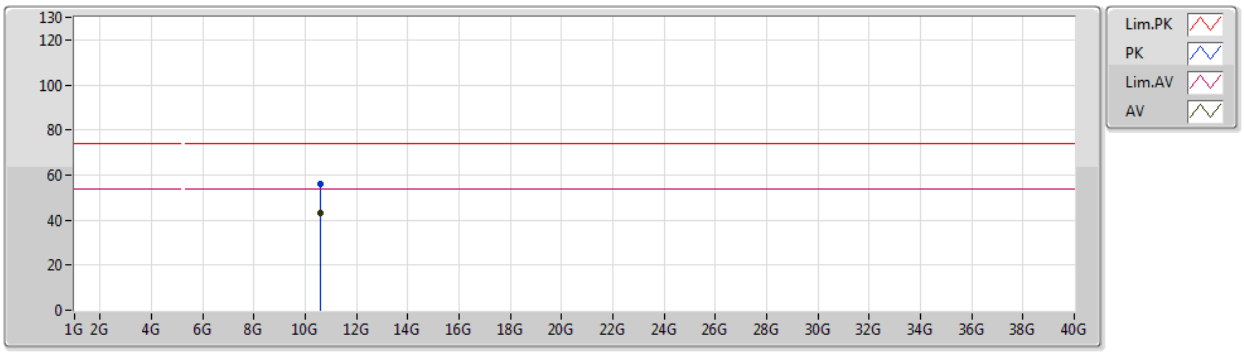

Type	Freq	Level	Limit	Margin	Factor	Dist	Condition	Azimuth	Height	Comment
	(Hz)	(dBuV/m)	(dBuV/m)	(dB)	(dB)	(m)		(°)	(m)	
AV	10.5985G	42.94	54.00	-11.06	14.90	3	Vertical	84	1.05	-
PK	10.58956G	56.24	74.00	-17.76	14.87	3	Vertical	84	1.05	-

802.11a_Nss1,(6Mbps)_2TX

5300MHz_TX

13/03/2019

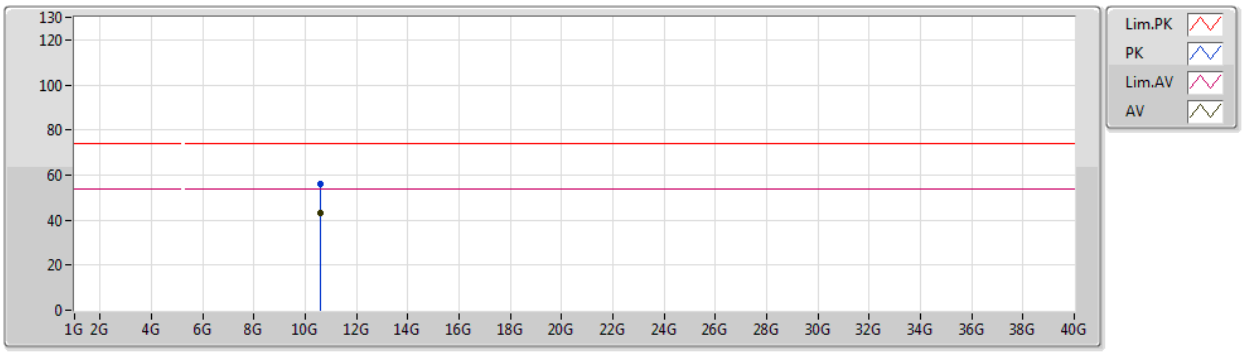

Type	Freq	Level	Limit	Margin	Factor	Dist	Condition	Azimuth	Height	Comment
	(Hz)	(dBuV/m)	(dBuV/m)	(dB)	(dB)	(m)		(°)	(m)	
AV	10.61434G	42.91	54.00	-11.09	14.93	3	Horizontal	129	1.52	-
PK	10.59964G	55.78	74.00	-18.22	14.90	3	Horizontal	129	1.52	-

802.11a_Nss1,(6Mbps)_2TX

5320MHz_TX

13/03/2019

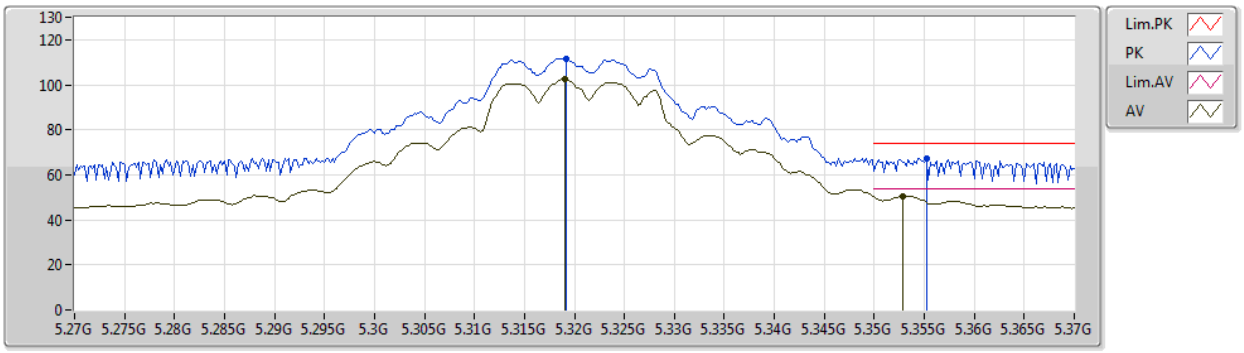

Type	Freq	Level	Limit	Margin	Factor	Dist	Condition	Azimuth	Height	Comment
	(Hz)	(dBuV/m)	(dBuV/m)	(dB)	(dB)	(m)		(°)	(m)	
AV	5.319G	102.47	Inf	-Inf	4.35	3	Vertical	53	2.18	-
AV	5.3528G	50.57	54.00	-3.43	4.39	3	Vertical	53	2.18	-
PK	5.3192G	111.77	Inf	-Inf	4.35	3	Vertical	53	2.18	-
PK	5.3552G	67.15	74.00	-6.85	4.40	3	Vertical	53	2.18	-

802.11a_Nss1,(6Mbps)_2TX

5320MHz_TX

13/03/2019

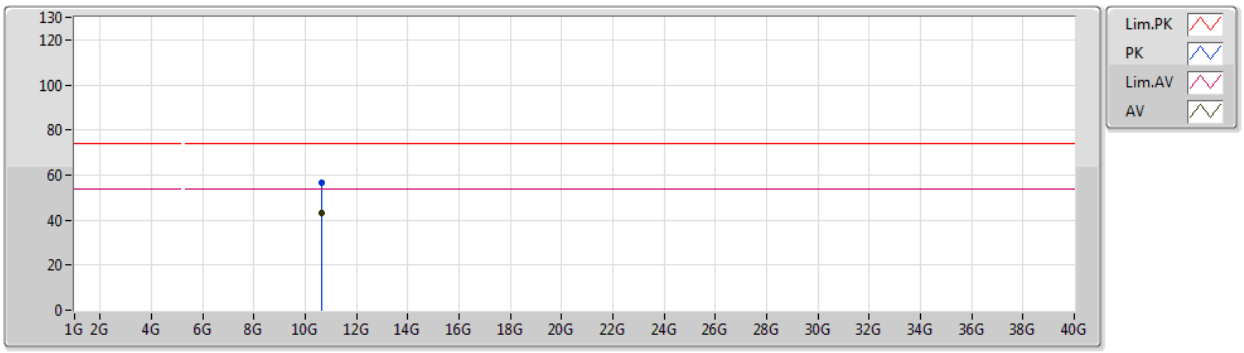

Type	Freq	Level	Limit	Margin	Factor	Dist	Condition	Azimuth	Height	Comment
	(Hz)	(dBuV/m)	(dBuV/m)	(dB)	(dB)	(m)		(°)	(m)	
AV	10.65416G	43.34	54.00	-10.66	15.03	3	Vertical	20	2.43	-
PK	10.65236G	56.67	74.00	-17.33	15.02	3	Vertical	20	2.43	-

802.11a_Nss1,(6Mbps)_2TX

5320MHz_TX

13/03/2019

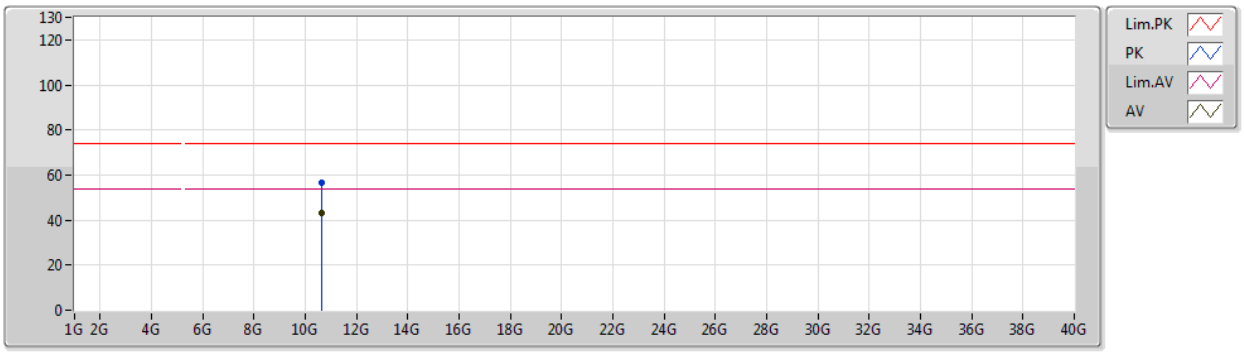

Type	Freq	Level	Limit	Margin	Factor	Dist	Condition	Azimuth	Height	Comment
	(Hz)	(dBuV/m)	(dBuV/m)	(dB)	(dB)	(m)		(°)	(m)	
AV	10.65422G	43.21	54.00	-10.79	15.03	3	Horizontal	268	1.95	-
PK	10.6535G	56.40	74.00	-17.60	15.02	3	Horizontal	268	1.95	-

802.11a_Nss1,(6Mbps)_2TX

5500MHz_TX

13/03/2019

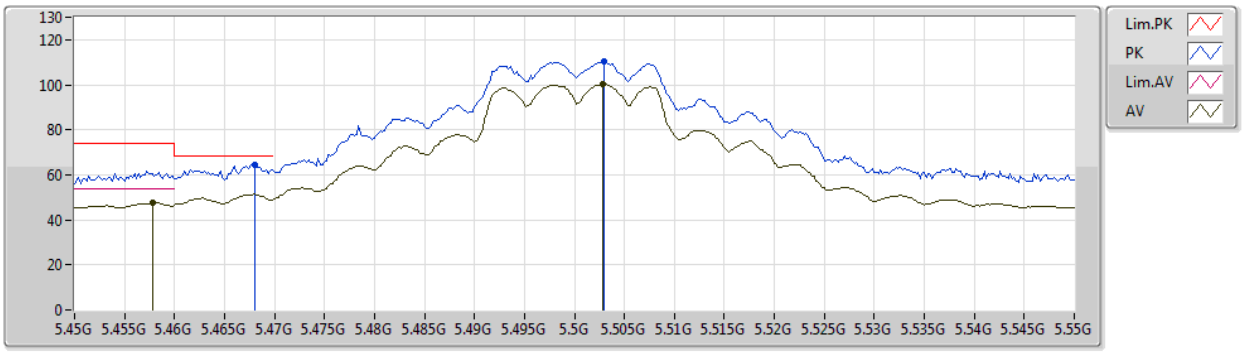

Type	Freq	Level	Limit	Margin	Factor	Dist	Condition	Azimuth	Height	Comment
	(Hz)	(dBuV/m)	(dBuV/m)	(dB)	(dB)	(m)		(°)	(m)	
AV	5.4578G	47.66	54.00	-6.34	4.52	3	Vertical	193	1.50	-
AV	5.5028G	100.29	Inf	-Inf	4.58	3	Vertical	193	1.50	-
PK	5.468G	64.34	68.20	-3.86	4.54	3	Vertical	193	1.50	-
PK	5.503G	110.51	Inf	-Inf	4.58	3	Vertical	193	1.50	-

802.11a_Nss1,(6Mbps)_2TX

5500MHz_TX

13/03/2019

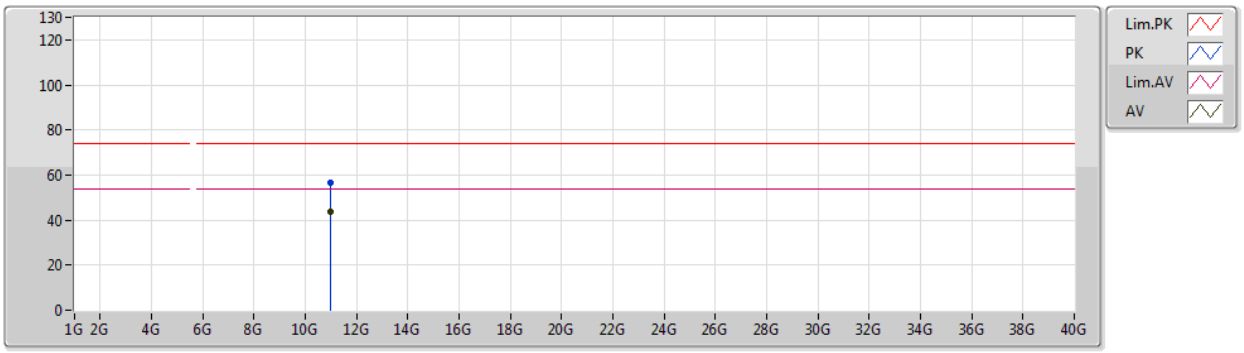

Type	Freq	Level	Limit	Margin	Factor	Dist	Condition	Azimuth	Height	Comment
	(Hz)	(dBuV/m)	(dBuV/m)	(dB)	(dB)	(m)		(°)	(m)	
AV	11.00054G	43.44	54.00	-10.56	15.91	3	Vertical	61	2.11	-
PK	11.00546G	56.56	74.00	-17.44	15.90	3	Vertical	61	2.11	-

802.11a_Nss1,(6Mbps)_2TX

5500MHz_TX

13/03/2019

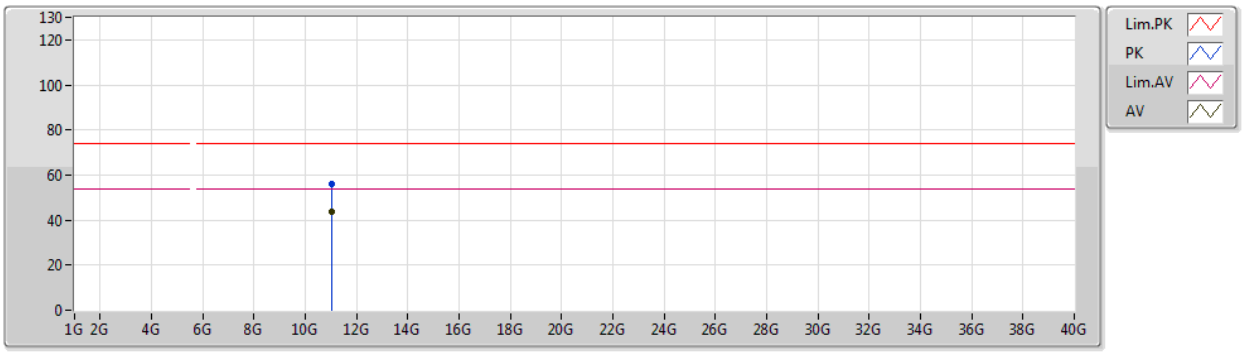

Type	Freq	Level	Limit	Margin	Factor	Dist	Condition	Azimuth	Height	Comment
	(Hz)	(dBuV/m)	(dBuV/m)	(dB)	(dB)	(m)		(°)	(m)	
AV	11.015G	43.72	54.00	-10.28	15.89	3	Horizontal	107	2.32	-
PK	11.01338G	56.31	74.00	-17.69	15.89	3	Horizontal	107	2.32	-

802.11a_Nss1,(6Mbps)_2TX

5580MHz_TX

13/03/2019

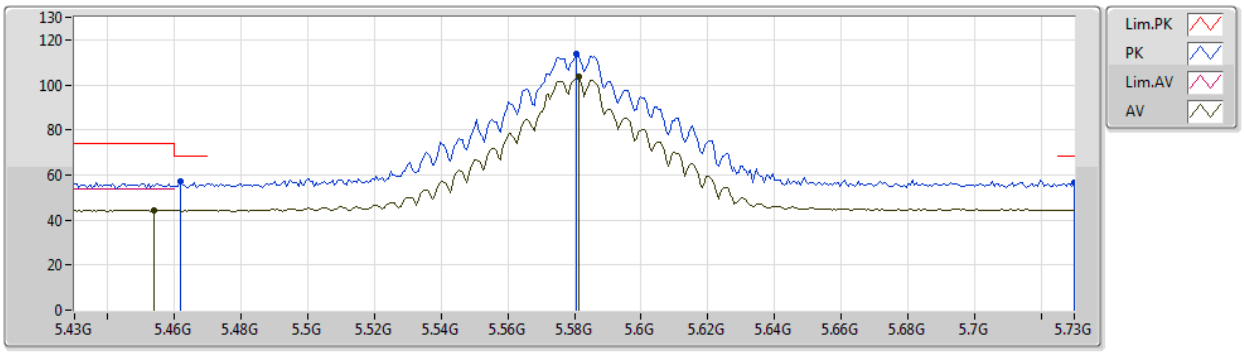

Type	Freq	Level	Limit	Margin	Factor	Dist	Condition	Azimuth	Height	Comment
	(Hz)	(dBuV/m)	(dBuV/m)	(dB)	(dB)	(m)		(°)	(m)	
AV	5.454G	44.47	54.00	-9.53	4.52	3	Vertical	191	2.98	-
AV	5.5812G	103.45	Inf	-Inf	4.73	3	Vertical	191	2.98	-
PK	5.4618G	57.00	68.20	-11.20	4.53	3	Vertical	191	2.98	-
PK	5.5806G	113.80	Inf	-Inf	4.73	3	Vertical	191	2.98	-
PK	5.73G	56.32	68.20	-11.88	5.09	3	Vertical	191	2.98	-

802.11a_Nss1,(6Mbps)_2TX

5580MHz_TX

13/03/2019

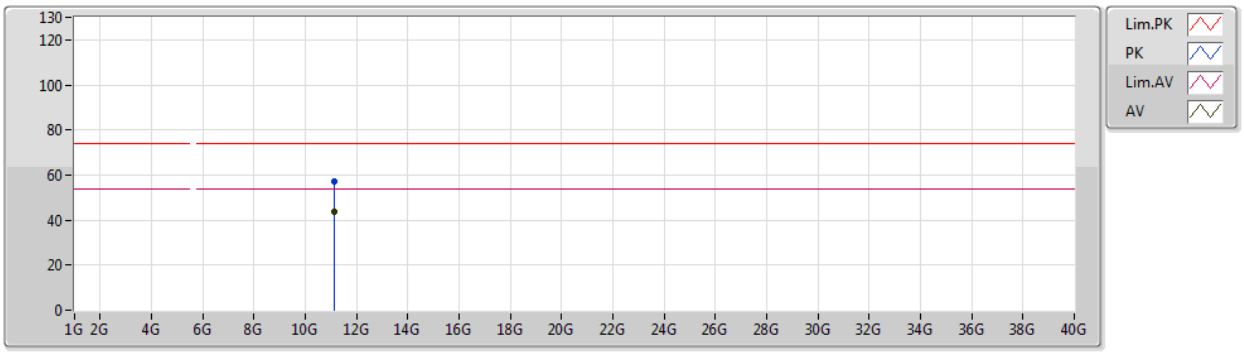

Type	Freq	Level	Limit	Margin	Factor	Dist	Condition	Azimuth	Height	Comment
	(Hz)	(dBuV/m)	(dBuV/m)	(dB)	(dB)	(m)		(°)	(m)	
AV	11.14518G	43.71	54.00	-10.29	15.72	3	Vertical	205	1.40	-
PK	11.14632G	57.09	74.00	-16.91	15.72	3	Vertical	205	1.40	-

802.11a_Nss1,(6Mbps)_2TX

5580MHz_TX

13/03/2019

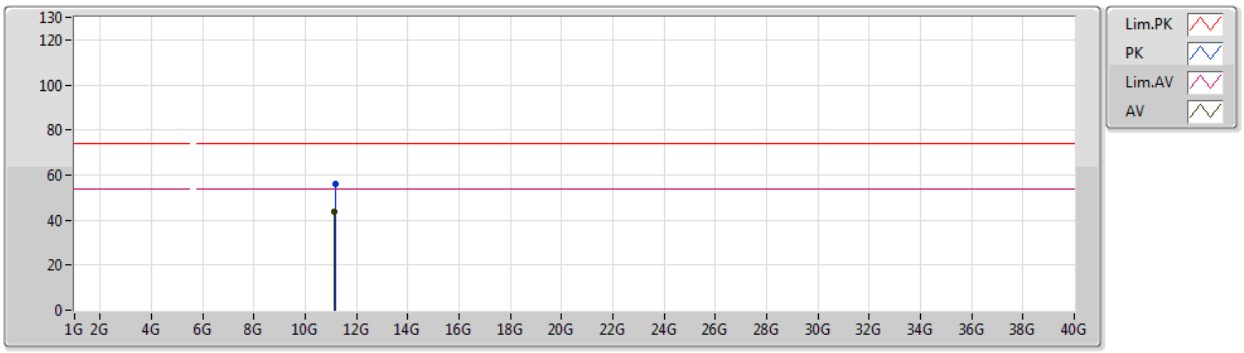

Type	Freq	Level	Limit	Margin	Factor	Dist	Condition	Azimuth	Height	Comment
	(Hz)	(dBuV/m)	(dBuV/m)	(dB)	(dB)	(m)		(°)	(m)	
AV	11.14902G	43.70	54.00	-10.30	15.71	3	Horizontal	64	1.17	-
PK	11.15604G	56.29	74.00	-17.71	15.70	3	Horizontal	64	1.17	-

802.11a_Nss1,(6Mbps)_2TX

5700MHz_TX

13/03/2019

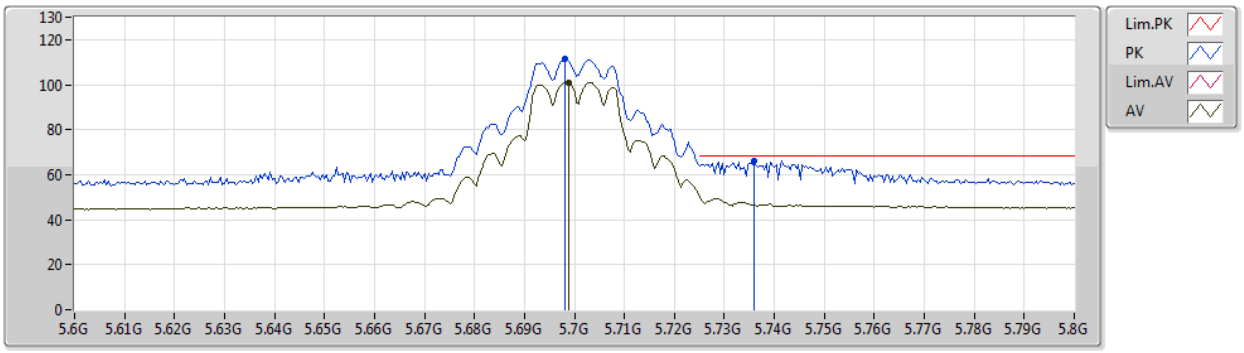

Type	Freq	Level	Limit	Margin	Factor	Dist	Condition	Azimuth	Height	Comment
	(Hz)	(dBuV/m)	(dBuV/m)	(dB)	(dB)	(m)		(°)	(m)	
AV	5.6988G	101.00	Inf	-Inf	5.02	3	Vertical	326	2.97	-
PK	5.698G	111.46	Inf	-Inf	5.02	3	Vertical	326	2.97	-
PK	5.736G	65.89	68.20	-2.31	5.11	3	Vertical	326	2.97	-

802.11a_Nss1,(6Mbps)_2TX

5700MHz_TX

13/03/2019

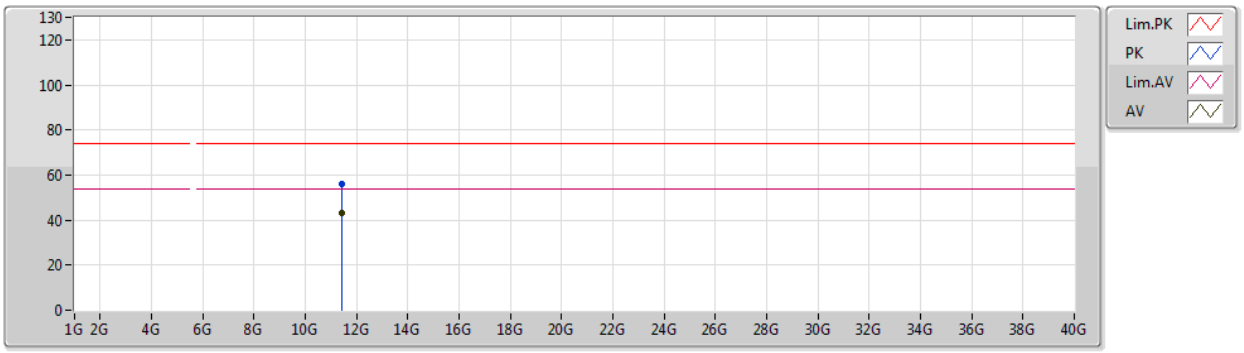

Type	Freq	Level	Limit	Margin	Factor	Dist	Condition	Azimuth	Height	Comment
	(Hz)	(dBuV/m)	(dBuV/m)	(dB)	(dB)	(m)		(°)	(m)	
AV	11.41062G	43.05	54.00	-10.95	15.36	3	Vertical	345	1.32	-
PK	11.40174G	55.89	74.00	-18.11	15.36	3	Vertical	345	1.32	-

802.11a_Nss1,(6Mbps)_2TX

5700MHz_TX

13/03/2019

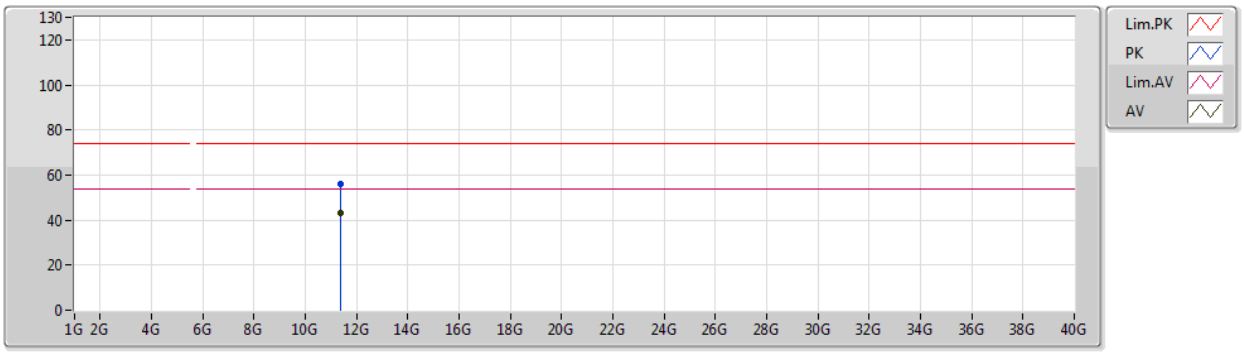

Type	Freq	Level	Limit	Margin	Factor	Dist	Condition	Azimuth	Height	Comment
	(Hz)	(dBuV/m)	(dBuV/m)	(dB)	(dB)	(m)		(°)	(m)	
AV	11.39616G	43.08	54.00	-10.92	15.37	3	Horizontal	144	2.25	-
PK	11.40012G	56.05	74.00	-17.95	15.36	3	Horizontal	144	2.25	-

802.11a_Nss1,(6Mbps)_2TX

13/03/2019

5720MHz Straddle 5.47-5.725GHz_TX

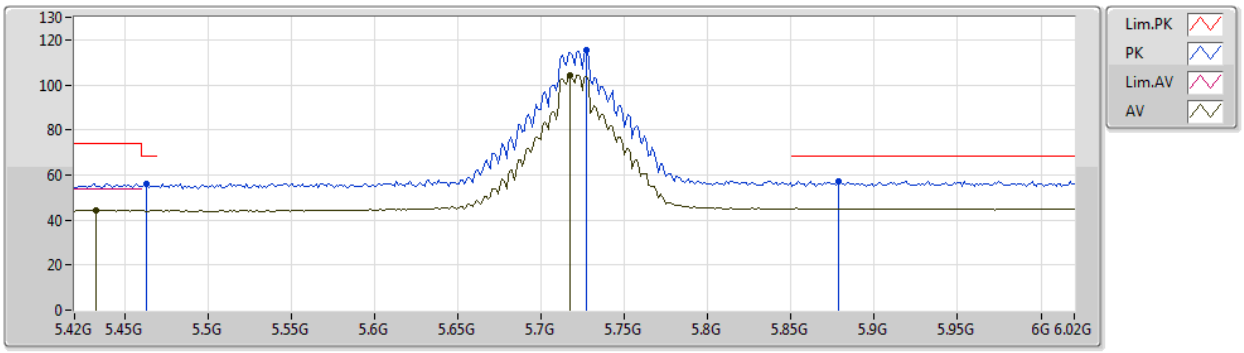

Type	Freq	Level	Limit	Margin	Factor	Dist	Condition	Azimuth	Height	Comment
	(Hz)	(dBuV/m)	(dBuV/m)	(dB)	(dB)	(m)		(°)	(m)	
AV	5.4332G	44.29	54.00	-9.71	4.49	3	Vertical	223	2.97	-
AV	5.7176G	104.35	Inf	-Inf	5.05	3	Vertical	223	2.97	-
PK	5.4632G	55.90	68.20	-12.30	4.53	3	Vertical	223	2.97	-
PK	5.7272G	115.26	Inf	-Inf	5.09	3	Vertical	223	2.97	-
PK	5.8784G	57.27	68.20	-10.93	5.33	3	Vertical	223	2.97	-

802.11a_Nss1,(6Mbps)_2TX

5720MHz Straddle 5.47-5.725GHz_TX

13/03/2019

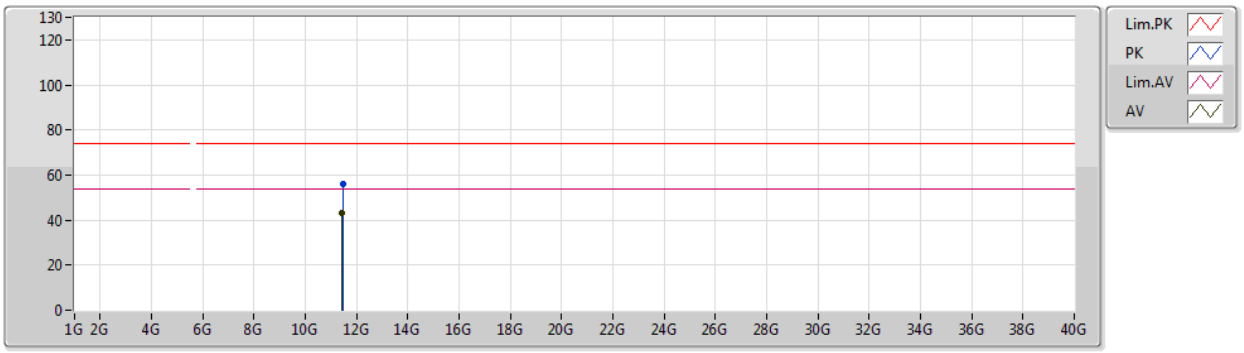

Type	Freq	Level	Limit	Margin	Factor	Dist	Condition	Azimuth	Height	Comment
	(Hz)	(dBuV/m)	(dBuV/m)	(dB)	(dB)	(m)		(°)	(m)	
AV	11.44852G	43.03	54.00	-10.97	15.30	3	Vertical	137	2.04	-
PK	11.4514G	56.01	74.00	-17.99	15.30	3	Vertical	137	2.04	-

802.11a_Nss1,(6Mbps)_2TX

5720MHz Straddle 5.47-5.725GHz_TX

13/03/2019

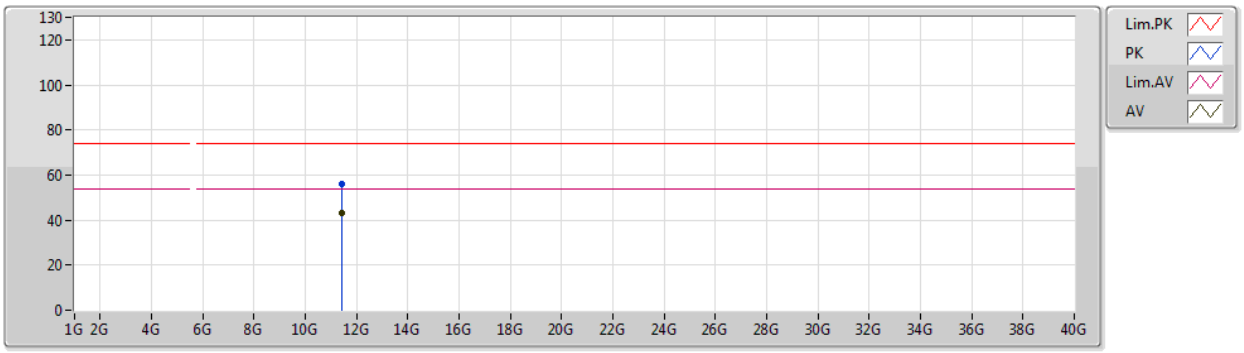

Type	Freq	Level	Limit	Margin	Factor	Dist	Condition	Azimuth	Height	Comment
	(Hz)	(dBuV/m)	(dBuV/m)	(dB)	(dB)	(m)		(°)	(m)	
AV	11.43856G	43.10	54.00	-10.90	15.32	3	Horizontal	131	1.94	-
PK	11.4487G	56.29	74.00	-17.71	15.30	3	Horizontal	131	1.94	-

802.11a_Nss1,(6Mbps)_2TX

5745MHz_TX

13/03/2019

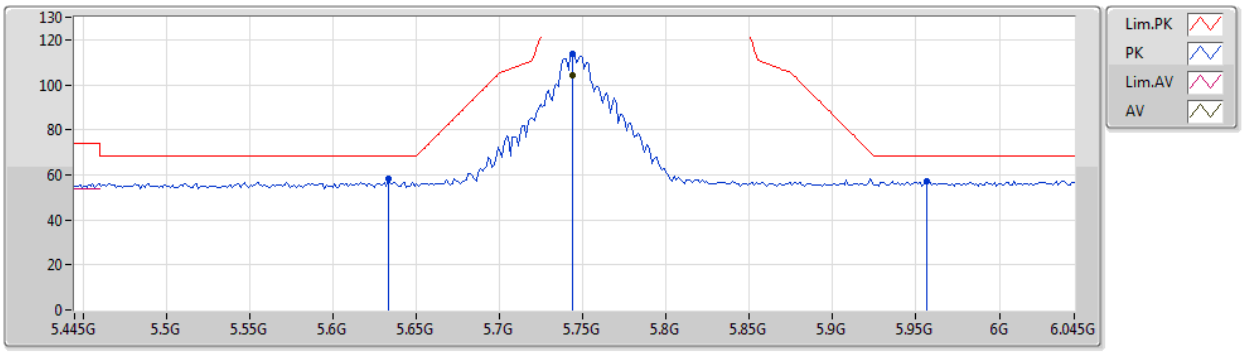

Type	Freq	Level	Limit	Margin	Factor	Dist	Condition	Azimuth	Height	Comment
	(Hz)	(dBuV/m)	(dBuV/m)	(dB)	(dB)	(m)		(°)	(m)	
AV	5.7438G	104.15	Inf	-Inf	5.13	3	Vertical	46	2.21	-
PK	5.6334G	58.11	68.20	-10.09	4.85	3	Vertical	46	2.21	-
PK	5.7438G	113.81	Inf	-Inf	5.13	3	Vertical	46	2.21	-
PK	5.9562G	57.31	68.20	-10.89	5.42	3	Vertical	46	2.21	-

802.11a_Nss1,(6Mbps)_2TX

5745MHz_TX

13/03/2019

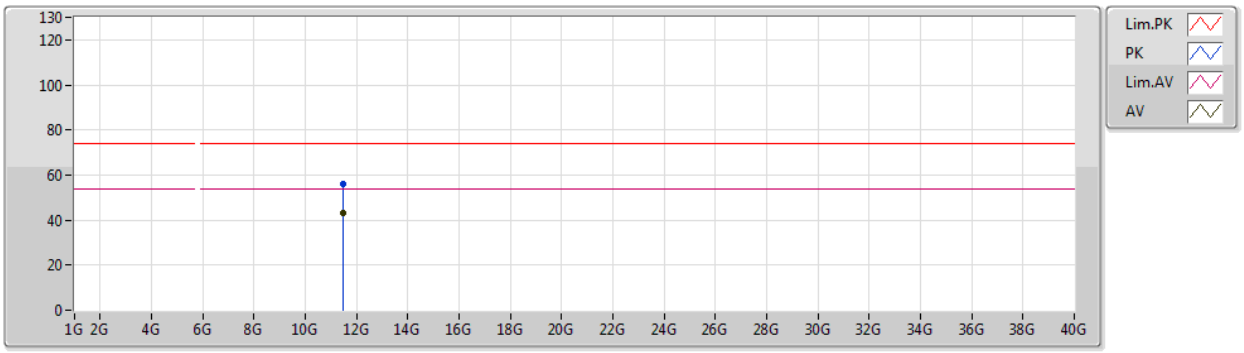

Type	Freq	Level	Limit	Margin	Factor	Dist	Condition	Azimuth	Height	Comment
	(Hz)	(dBuV/m)	(dBuV/m)	(dB)	(dB)	(m)		(°)	(m)	
AV	11.47602G	43.19	54.00	-10.81	15.26	3	Vertical	313	2.47	-
PK	11.49822G	55.93	74.00	-18.07	15.23	3	Vertical	313	2.47	-

802.11a_Nss1,(6Mbps)_2TX

5745MHz_TX

13/03/2019

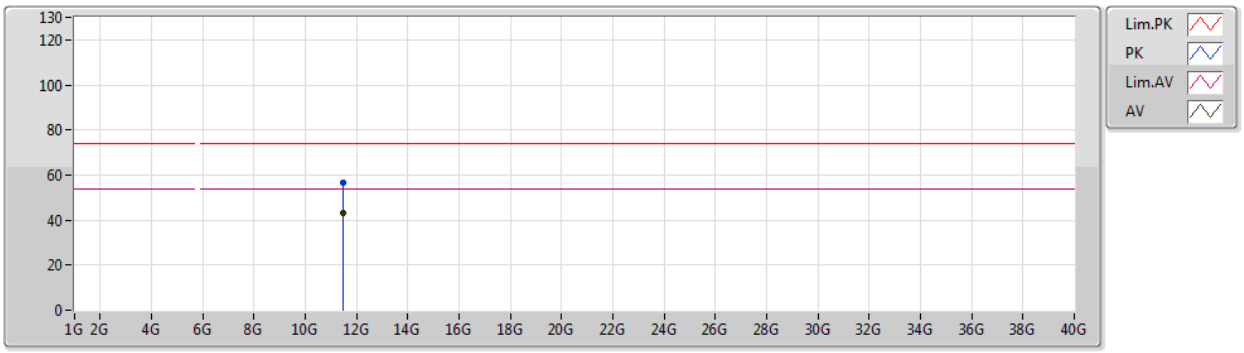

Type	Freq	Level	Limit	Margin	Factor	Dist	Condition	Azimuth	Height	Comment
	(Hz)	(dBuV/m)	(dBuV/m)	(dB)	(dB)	(m)		(°)	(m)	
AV	11.4765G	43.09	54.00	-10.91	15.26	3	Horizontal	91	1.27	-
PK	11.4969G	56.58	74.00	-17.42	15.23	3	Horizontal	91	1.27	-

802.11a_Nss1,(6Mbps)_2TX

5785MHz_TX

13/03/2019

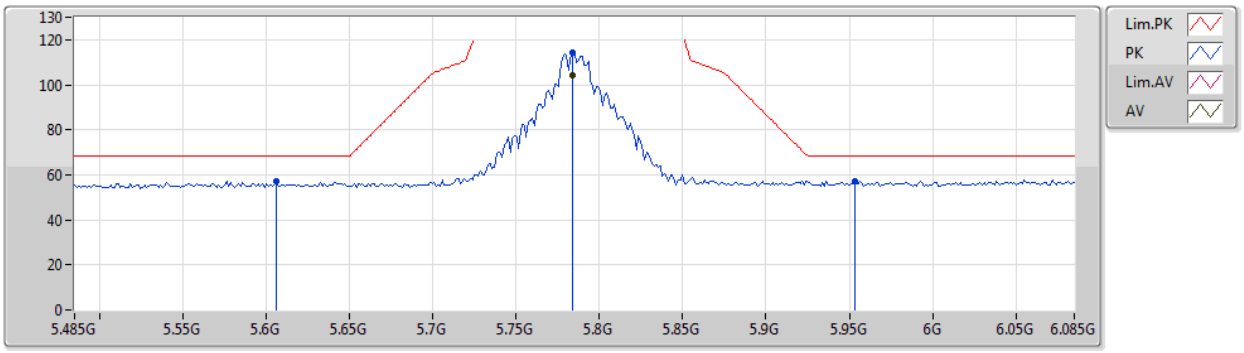

Type	Freq	Level	Limit	Margin	Factor	Dist	Condition	Azimuth	Height	Comment
	(Hz)	(dBuV/m)	(dBuV/m)	(dB)	(dB)	(m)		(°)	(m)	
AV	5.7838G	104.45	Inf	-Inf	5.22	3	Vertical	48	2.17	-
PK	5.6062G	57.10	68.20	-11.10	4.79	3	Vertical	48	2.17	-
PK	5.7838G	114.20	Inf	-Inf	5.22	3	Vertical	48	2.17	-
PK	5.953G	57.07	68.20	-11.13	5.41	3	Vertical	48	2.17	-

802.11a_Nss1,(6Mbps)_2TX

5785MHz_TX

13/03/2019

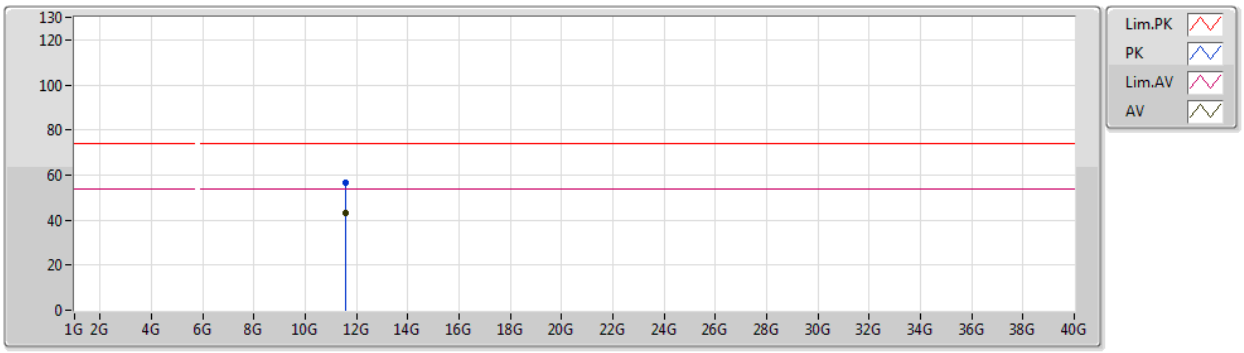

Type	Freq	Level	Limit	Margin	Factor	Dist	Condition	Azimuth	Height	Comment
	(Hz)	(dBuV/m)	(dBuV/m)	(dB)	(dB)	(m)		(°)	(m)	
AV	11.55662G	43.04	54.00	-10.96	15.15	3	Vertical	267	2.16	-
PK	11.55836G	56.35	74.00	-17.65	15.15	3	Vertical	267	2.16	-

802.11a_Nss1,(6Mbps)_2TX

5785MHz_TX

13/03/2019

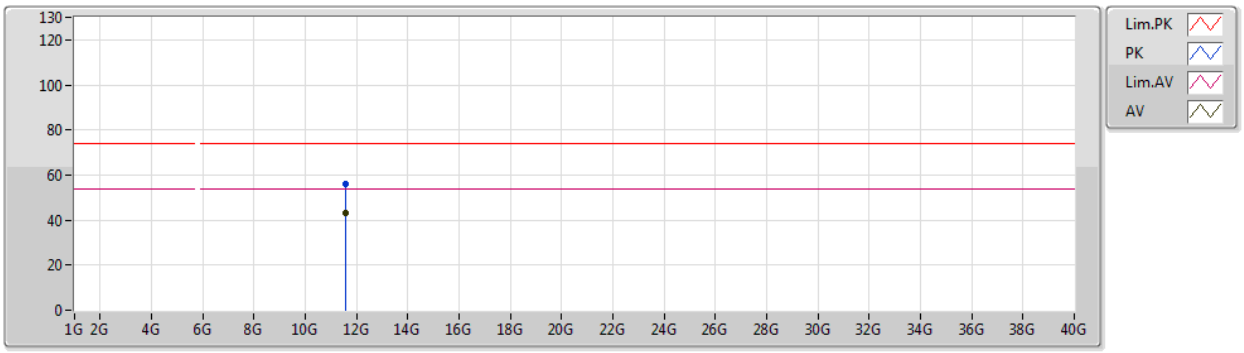

Type	Freq	Level	Limit	Margin	Factor	Dist	Condition	Azimuth	Height	Comment
	(Hz)	(dBuV/m)	(dBuV/m)	(dB)	(dB)	(m)		(°)	(m)	
AV	11.56364G	43.01	54.00	-10.99	15.14	3	Horizontal	152	1.54	-
PK	11.55968G	55.76	74.00	-18.24	15.15	3	Horizontal	152	1.54	-

802.11a_Nss1,(6Mbps)_2TX

5825MHz_TX

13/03/2019

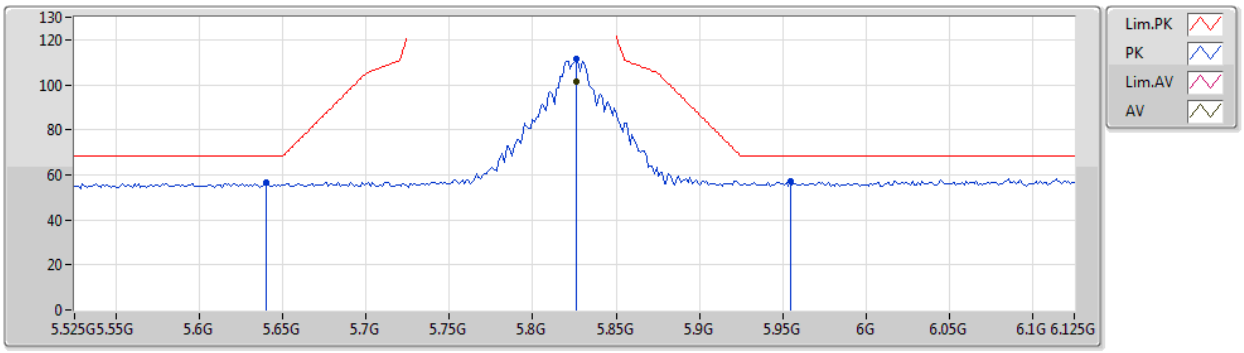

Type	Freq	Level	Limit	Margin	Factor	Dist	Condition	Azimuth	Height	Comment
	(Hz)	(dBuV/m)	(dBuV/m)	(dB)	(dB)	(m)		(°)	(m)	
AV	5.8262G	101.44	Inf	-Inf	5.28	3	Vertical	190	1.50	-
PK	5.6402G	56.62	68.20	-11.58	4.87	3	Vertical	190	1.50	-
PK	5.8262G	111.42	Inf	-Inf	5.28	3	Vertical	190	1.50	-
PK	5.9546G	57.14	68.20	-11.06	5.42	3	Vertical	190	1.50	-

802.11a_Nss1,(6Mbps)_2TX

5825MHz_TX

13/03/2019

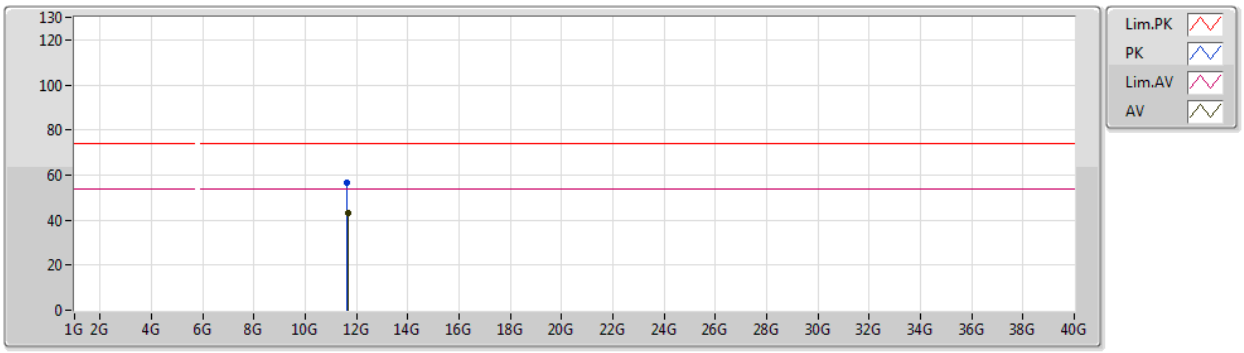

Type	Freq	Level	Limit	Margin	Factor	Dist	Condition	Azimuth	Height	Comment
	(Hz)	(dBuV/m)	(dBuV/m)	(dB)	(dB)	(m)		(°)	(m)	
AV	11.65376G	43.33	54.00	-10.67	15.01	3	Vertical	52	1.50	-
PK	11.64582G	56.80	74.00	-17.20	15.04	3	Vertical	52	1.50	-

802.11a_Nss1,(6Mbps)_2TX

5825MHz_TX

13/03/2019

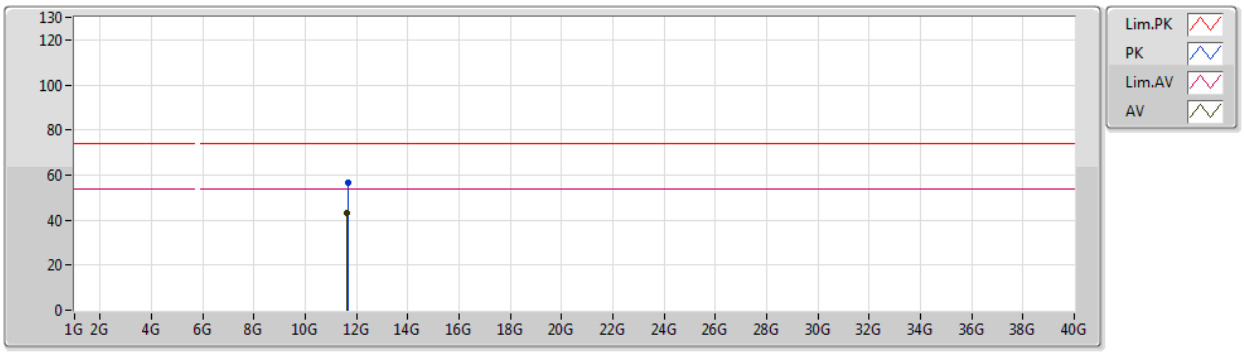

Type	Freq	Level	Limit	Margin	Factor	Dist	Condition	Azimuth	Height	Comment
	(Hz)	(dBuV/m)	(dBuV/m)	(dB)	(dB)	(m)		(°)	(m)	
AV	11.64504G	43.25	54.00	-10.75	15.04	3	Horizontal	95	1.50	-
PK	11.64976G	56.81	74.00	-17.19	15.02	3	Horizontal	95	1.50	-

802.11ac VHT20_Nss1,(MCS0)_2TX

5180MHz_TX

13/03/2019

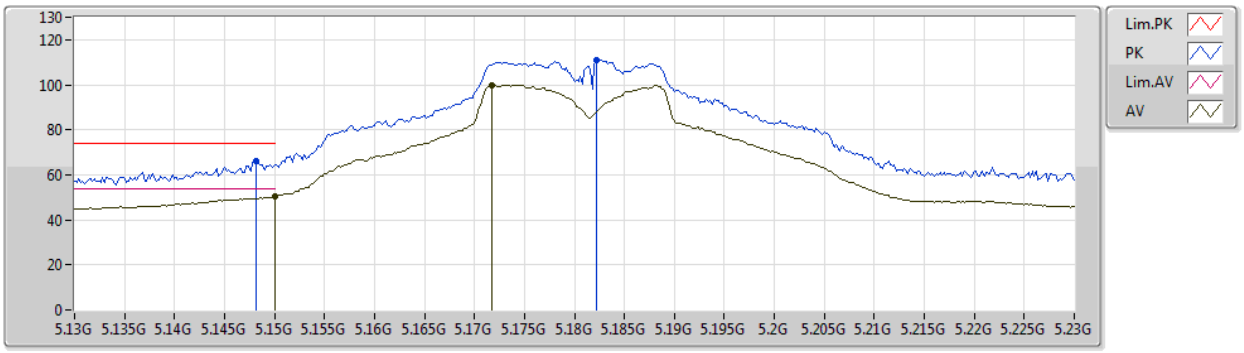

Type	Freq	Level	Limit	Margin	Factor	Dist	Condition	Azimuth	Height	Comment
	(Hz)	(dBuV/m)	(dBuV/m)	(dB)	(dB)	(m)		(°)	(m)	
AV	5.15G	50.25	54.00	-3.75	4.13	3	Vertical	192	2.97	-
AV	5.1718G	99.98	Inf	-Inf	4.17	3	Vertical	192	2.97	-
PK	5.1482G	66.13	74.00	-7.87	4.13	3	Vertical	192	2.97	-
PK	5.1822G	111.09	Inf	-Inf	4.19	3	Vertical	192	2.97	-

802.11ac VHT20_Nss1,(MCS0)_2TX

5180MHz_TX

13/03/2019

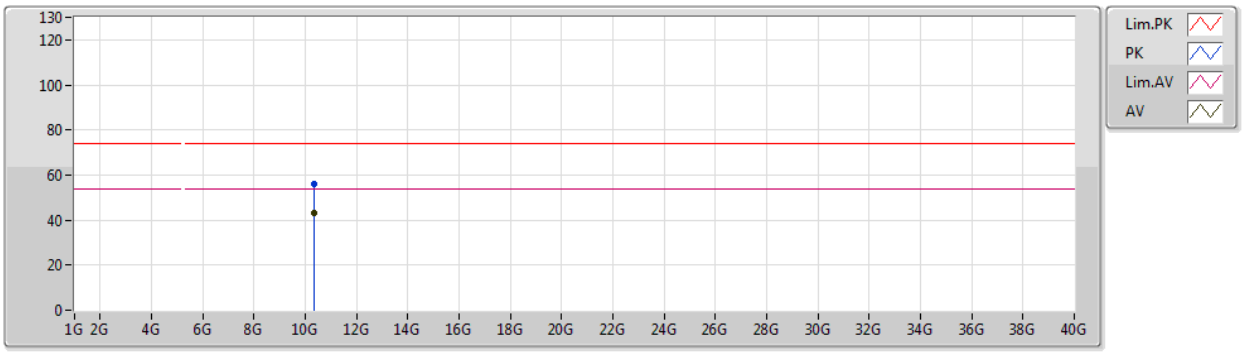

Type	Freq	Level	Limit	Margin	Factor	Dist	Condition	Azimuth	Height	Comment
	(Hz)	(dBuV/m)	(dBuV/m)	(dB)	(dB)	(m)		(°)	(m)	
AV	10.35826G	42.90	54.00	-11.10	14.28	3	Vertical	142	1.22	-
PK	10.3582G	55.92	74.00	-18.08	14.28	3	Vertical	142	1.22	-

802.11ac VHT20_Nss1,(MCS0)_2TX

5180MHz_TX

13/03/2019

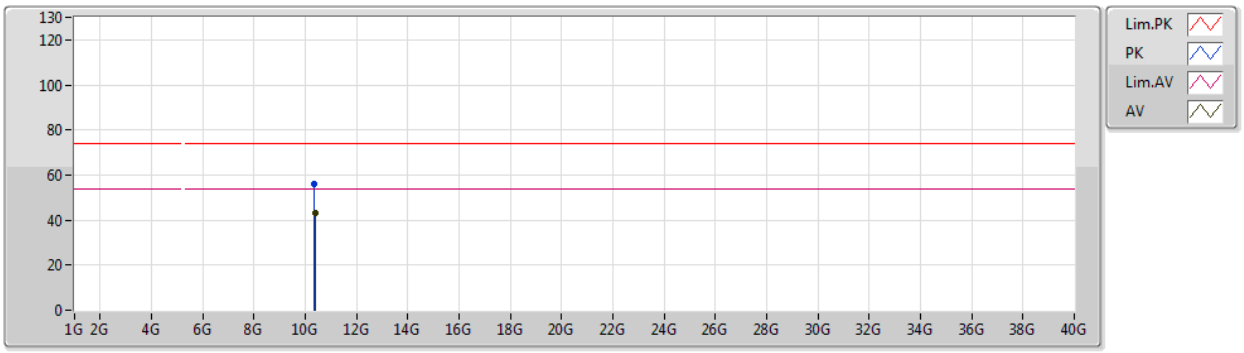

Type	Freq	Level	Limit	Margin	Factor	Dist	Condition	Azimuth	Height	Comment
	(Hz)	(dBuV/m)	(dBuV/m)	(dB)	(dB)	(m)		(°)	(m)	
AV	10.375G	43.01	54.00	-10.99	14.32	3	Horizontal	167	1.17	-
PK	10.35406G	56.22	74.00	-17.78	14.27	3	Horizontal	167	1.17	-

802.11ac VHT20_Nss1,(MCS0)_2TX

5200MHz_TX

13/03/2019

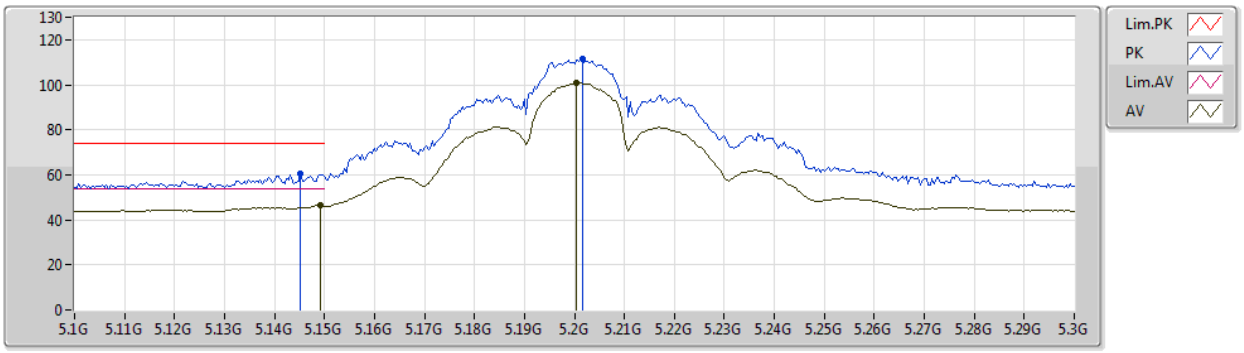

Type	Freq	Level	Limit	Margin	Factor	Dist	Condition	Azimuth	Height	Comment
	(Hz)	(dBuV/m)	(dBuV/m)	(dB)	(dB)	(m)		(°)	(m)	
AV	5.1492G	46.30	54.00	-7.70	4.13	3	Vertical	177	1.50	-
AV	5.2004G	100.73	Inf	-Inf	4.21	3	Vertical	177	1.50	-
PK	5.1452G	60.65	74.00	-13.35	4.13	3	Vertical	177	1.50	-
PK	5.2016G	111.54	Inf	-Inf	4.21	3	Vertical	177	1.50	-

802.11ac VHT20_Nss1,(MCS0)_2TX

5200MHz_TX

13/03/2019

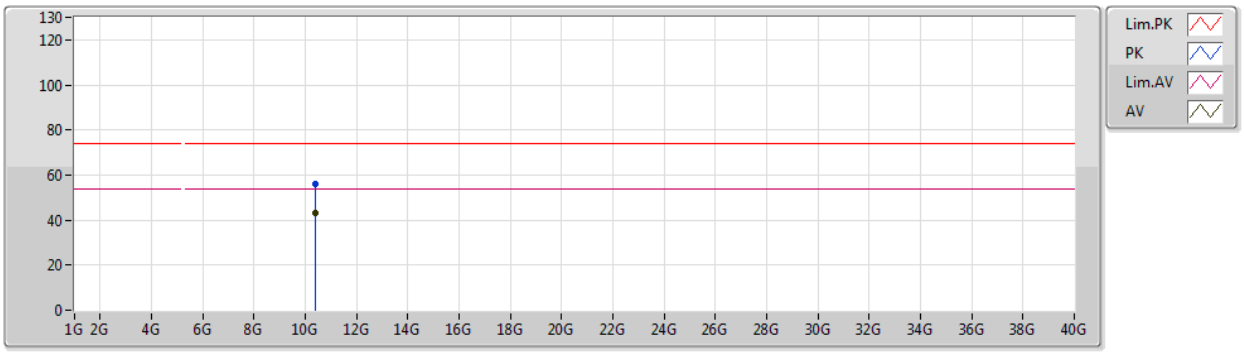

Type	Freq	Level	Limit	Margin	Factor	Dist	Condition	Azimuth	Height	Comment
	(Hz)	(dBuV/m)	(dBuV/m)	(dB)	(dB)	(m)		(°)	(m)	
AV	10.41422G	42.88	54.00	-11.12	14.42	3	Vertical	69	2.23	-
PK	10.41458G	55.88	74.00	-18.12	14.42	3	Vertical	69	2.23	-

802.11ac VHT20_Nss1,(MCS0)_2TX

5200MHz_TX

13/03/2019

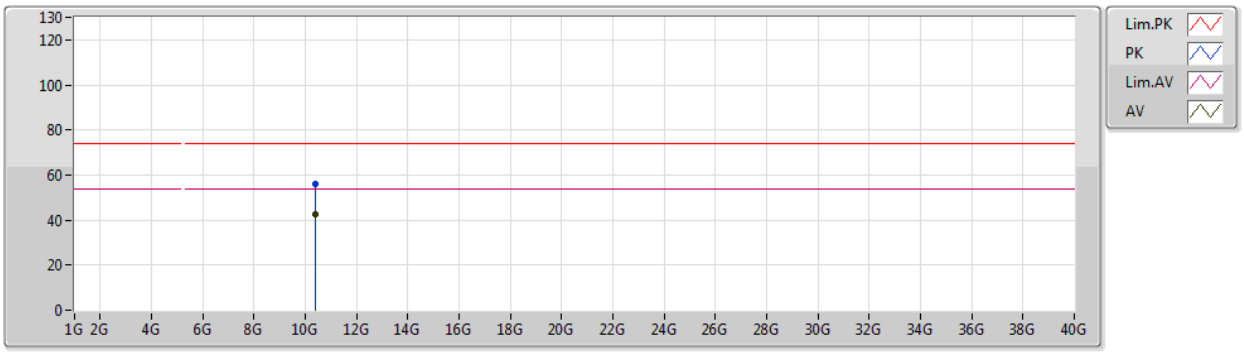

Type	Freq	Level	Limit	Margin	Factor	Dist	Condition	Azimuth	Height	Comment
	(Hz)	(dBuV/m)	(dBuV/m)	(dB)	(dB)	(m)		(°)	(m)	
AV	10.38818G	42.83	54.00	-11.17	14.35	3	Horizontal	214	1.66	-
PK	10.3931G	55.78	74.00	-18.22	14.37	3	Horizontal	214	1.66	-

802.11ac VHT20_Nss1,(MCS0)_2TX

5240MHz_TX

13/03/2019

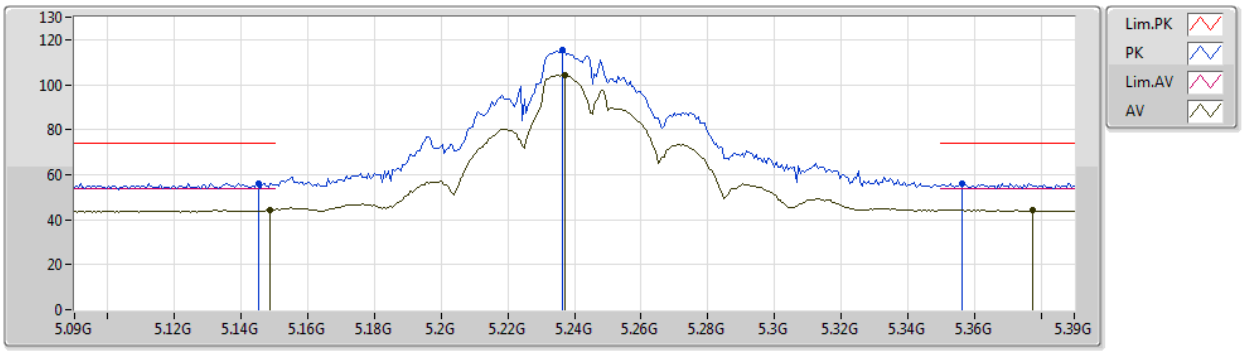

Type	Freq	Level	Limit	Margin	Factor	Dist	Condition	Azimuth	Height	Comment
	(Hz)	(dBuV/m)	(dBuV/m)	(dB)	(dB)	(m)		(°)	(m)	
AV	5.1488G	44.29	54.00	-9.71	4.13	3	Vertical	51	2.17	-
AV	5.237G	104.41	Inf	-Inf	4.25	3	Vertical	51	2.17	-
AV	5.3774G	44.18	54.00	-9.82	4.43	3	Vertical	51	2.17	-
PK	5.1452G	56.19	74.00	-17.81	4.13	3	Vertical	51	2.17	-
PK	5.2364G	115.44	Inf	-Inf	4.25	3	Vertical	51	2.17	-
PK	5.3564G	56.10	74.00	-17.90	4.40	3	Vertical	51	2.17	-

802.11ac VHT20_Nss1,(MCS0)_2TX

5240MHz_TX

13/03/2019

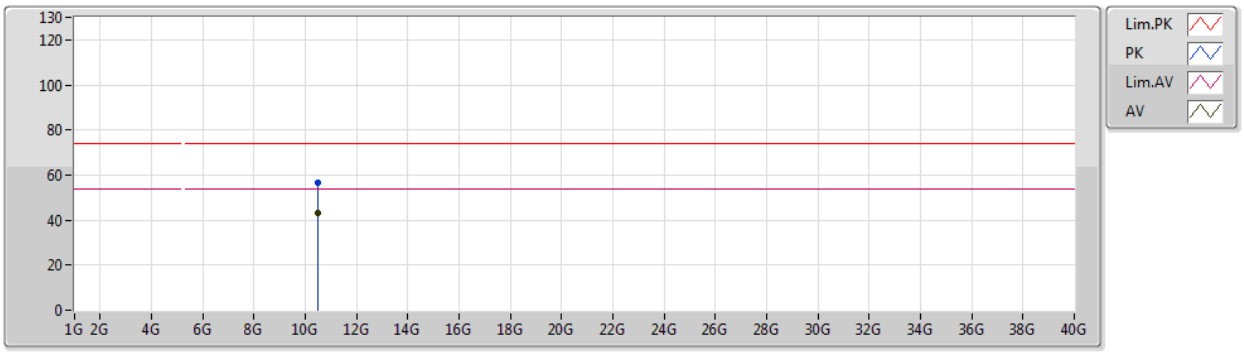

Type	Freq	Level	Limit	Margin	Factor	Dist	Condition	Azimuth	Height	Comment
	(Hz)	(dBuV/m)	(dBuV/m)	(dB)	(dB)	(m)		(°)	(m)	
AV	10.48612G	42.99	54.00	-11.01	14.60	3	Vertical	314	1.93	-
PK	10.4743G	56.86	74.00	-17.14	14.57	3	Vertical	314	1.93	-

802.11ac VHT20_Nss1,(MCS0)_2TX

5240MHz_TX

13/03/2019

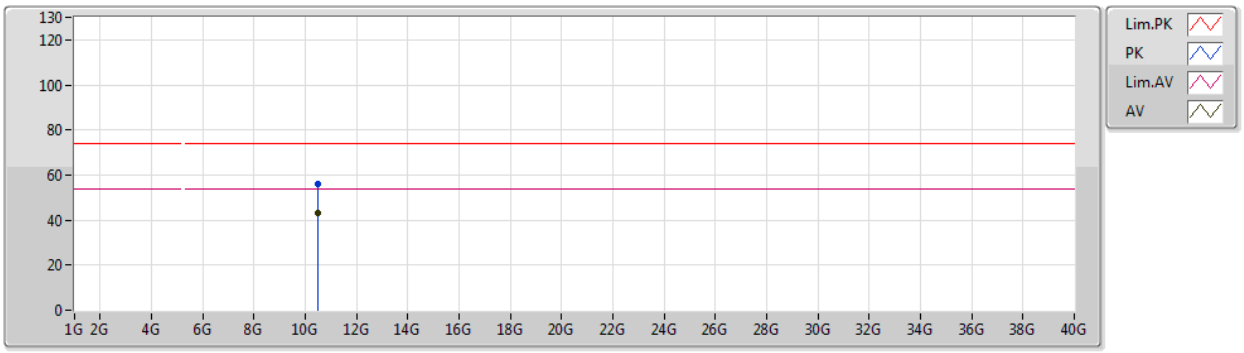

Type	Freq	Level	Limit	Margin	Factor	Dist	Condition	Azimuth	Height	Comment
	(Hz)	(dBuV/m)	(dBuV/m)	(dB)	(dB)	(m)		(°)	(m)	
AV	10.47082G	43.02	54.00	-10.98	14.57	3	Horizontal	149	1.03	-
PK	10.46938G	56.20	74.00	-17.80	14.57	3	Horizontal	149	1.03	-

802.11ac VHT20_Nss1,(MCS0)_2TX

5260MHz_TX

13/03/2019

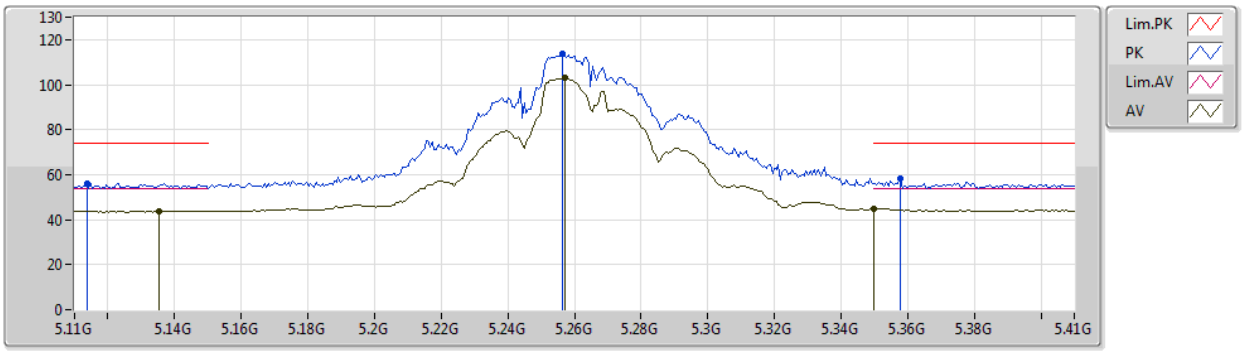

Type	Freq	Level	Limit	Margin	Factor	Dist	Condition	Azimuth	Height	Comment
	(Hz)	(dBuV/m)	(dBuV/m)	(dB)	(dB)	(m)		(°)	(m)	
AV	5.1352G	43.96	54.00	-10.04	4.11	3	Vertical	51	2.20	-
AV	5.257G	103.30	Inf	-Inf	4.27	3	Vertical	51	2.20	-
AV	5.35G	44.78	54.00	-9.22	4.39	3	Vertical	51	2.20	-
PK	5.1136G	56.29	74.00	-17.71	4.09	3	Vertical	51	2.20	-
PK	5.2564G	113.91	Inf	-Inf	4.27	3	Vertical	51	2.20	-
PK	5.3578G	58.02	74.00	-15.98	4.40	3	Vertical	51	2.20	-

802.11ac VHT20_Nss1,(MCS0)_2TX

5260MHz_TX

13/03/2019

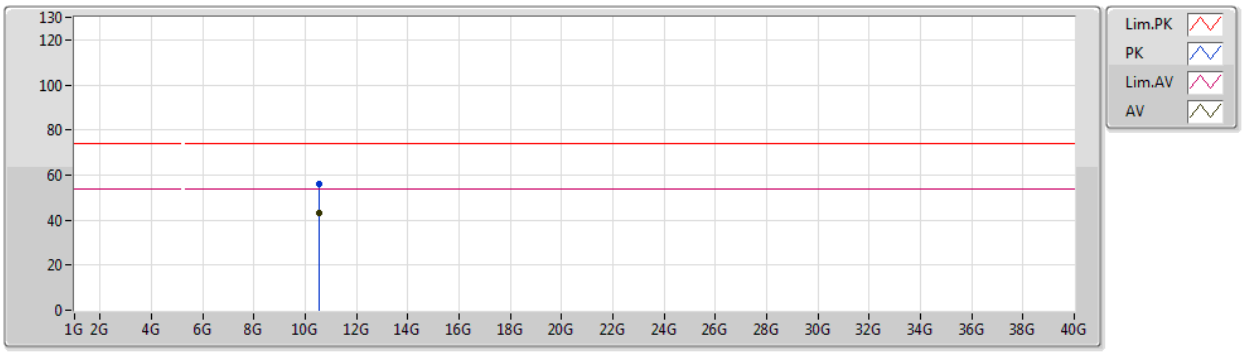

Type	Freq	Level	Limit	Margin	Factor	Dist	Condition	Azimuth	Height	Comment
	(Hz)	(dBuV/m)	(dBuV/m)	(dB)	(dB)	(m)		(°)	(m)	
AV	10.52432G	43.04	54.00	-10.96	14.70	3	Vertical	154	2.27	-
PK	10.52138G	56.05	74.00	-17.95	14.69	3	Vertical	154	2.27	-

802.11ac VHT20_Nss1,(MCS0)_2TX

5260MHz_TX

13/03/2019

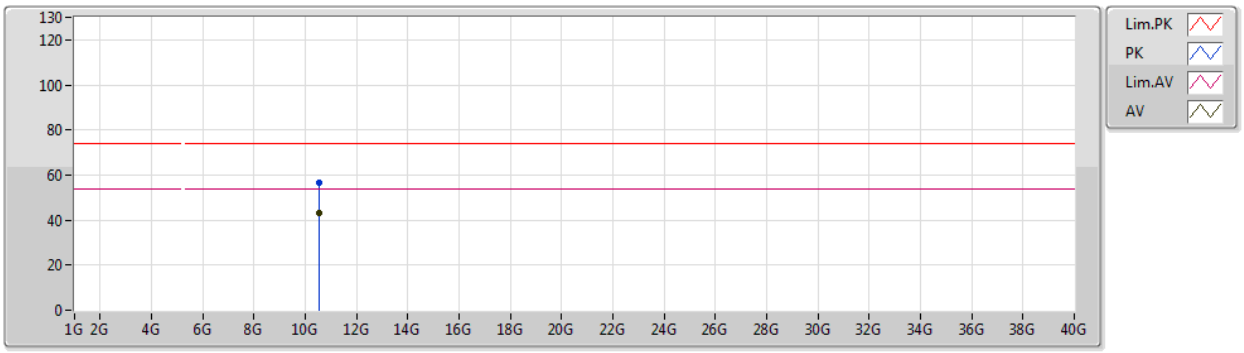

Type	Freq	Level	Limit	Margin	Factor	Dist	Condition	Azimuth	Height	Comment
	(Hz)	(dBuV/m)	(dBuV/m)	(dB)	(dB)	(m)		(°)	(m)	
AV	10.52438G	43.22	54.00	-10.78	14.70	3	Horizontal	258	1.04	-
PK	10.52438G	56.68	74.00	-17.32	14.70	3	Horizontal	258	1.04	-

802.11ac VHT20_Nss1,(MCS0)_2TX

5300MHz_TX

13/03/2019

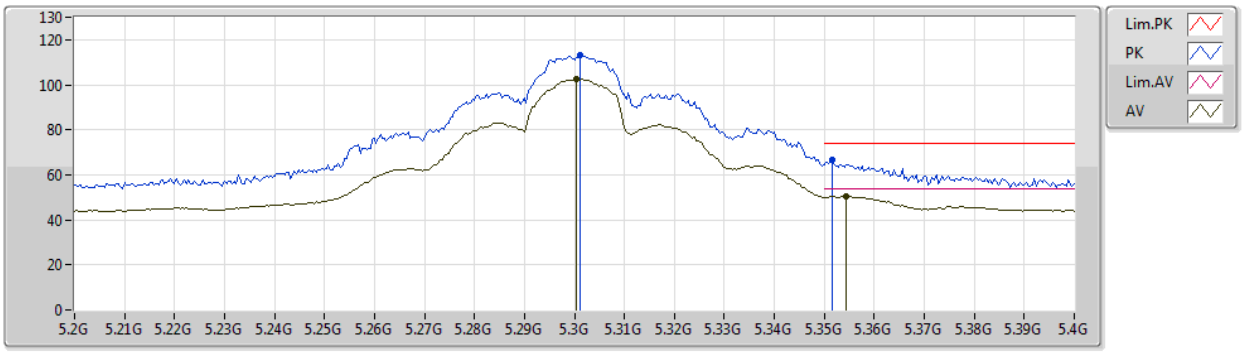

Type	Freq	Level	Limit	Margin	Factor	Dist	Condition	Azimuth	Height	Comment
	(Hz)	(dBuV/m)	(dBuV/m)	(dB)	(dB)	(m)		(°)	(m)	
AV	5.3004G	102.36	Inf	-Inf	4.33	3	Vertical	194	1.50	-
AV	5.3544G	50.56	54.00	-3.44	4.39	3	Vertical	194	1.50	-
PK	5.3012G	113.40	Inf	-Inf	4.33	3	Vertical	194	1.50	-
PK	5.3516G	66.80	74.00	-7.20	4.39	3	Vertical	194	1.50	-

802.11ac VHT20_Nss1,(MCS0)_2TX

5300MHz_TX

13/03/2019

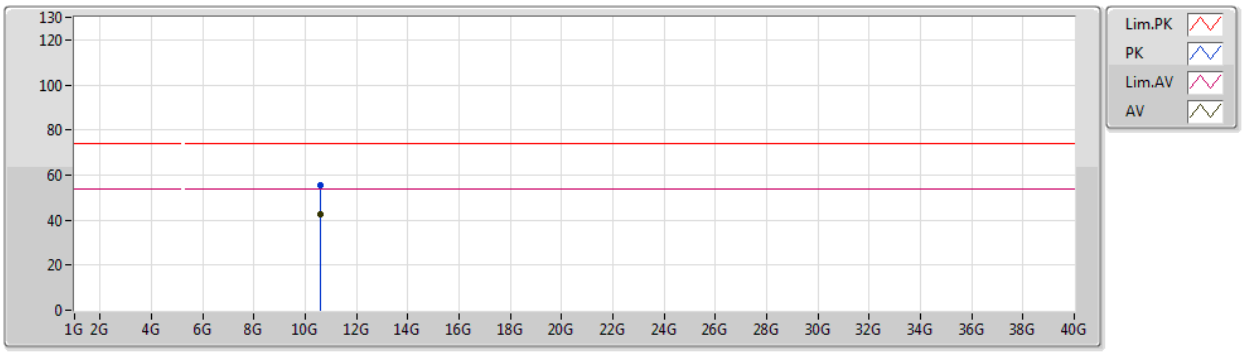

Type	Freq	Level	Limit	Margin	Factor	Dist	Condition	Azimuth	Height	Comment
	(Hz)	(dBuV/m)	(dBuV/m)	(dB)	(dB)	(m)		(°)	(m)	
AV	10.61326G	42.71	54.00	-11.29	14.93	3	Vertical	171	1.20	-
PK	10.5928G	55.59	74.00	-18.41	14.87	3	Vertical	171	1.20	-

802.11ac VHT20_Nss1,(MCS0)_2TX

5300MHz_TX

13/03/2019

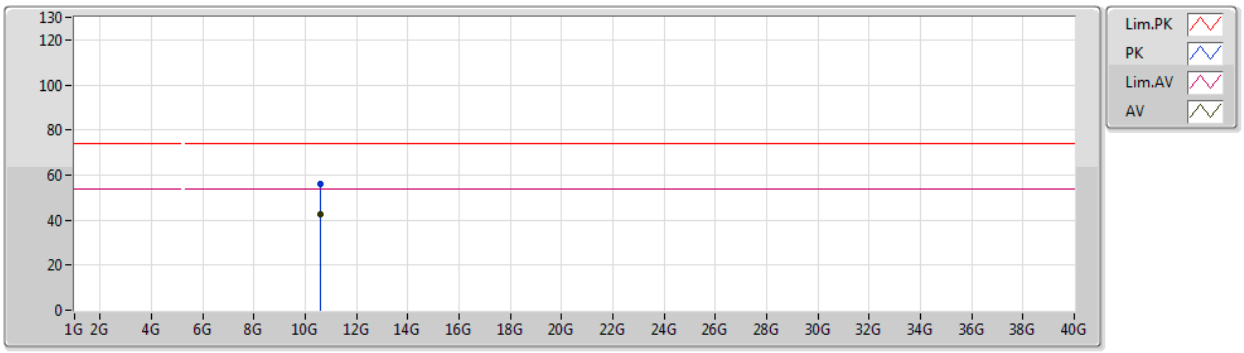

Type	Freq	Level	Limit	Margin	Factor	Dist	Condition	Azimuth	Height	Comment
	(Hz)	(dBuV/m)	(dBuV/m)	(dB)	(dB)	(m)		(°)	(m)	
AV	10.60978G	42.65	54.00	-11.35	14.92	3	Horizontal	193	2.11	-
PK	10.60318G	56.09	74.00	-17.91	14.90	3	Horizontal	193	2.11	-

802.11ac VHT20_Nss1,(MCS0)_2TX

5320MHz_TX

13/03/2019

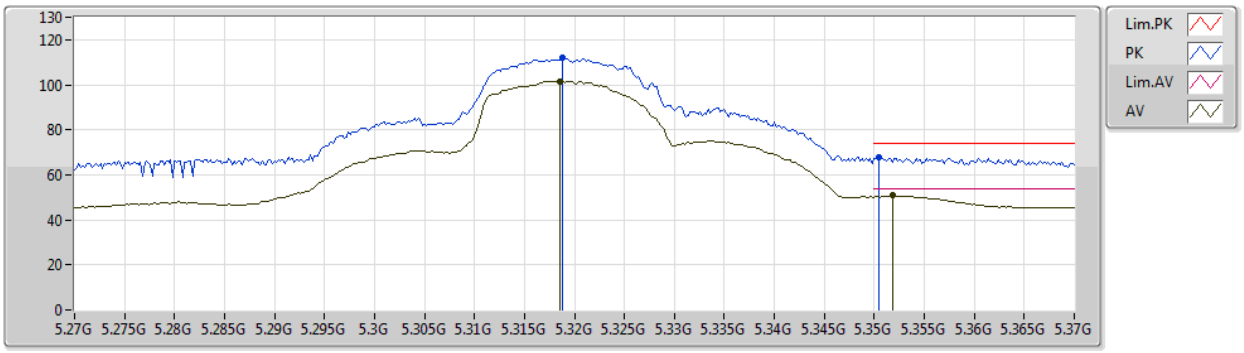

Type	Freq	Level	Limit	Margin	Factor	Dist	Condition	Azimuth	Height	Comment
	(Hz)	(dBuV/m)	(dBuV/m)	(dB)	(dB)	(m)		(°)	(m)	
AV	5.3186G	101.59	Inf	-Inf	4.35	3	Vertical	18	2.16	-
AV	5.3518G	50.72	54.00	-3.28	4.39	3	Vertical	18	2.16	-
PK	5.3188G	111.96	Inf	-Inf	4.35	3	Vertical	18	2.16	-
PK	5.3504G	67.80	74.00	-6.20	4.39	3	Vertical	18	2.16	-

802.11ac VHT20_Nss1,(MCS0)_2TX

5320MHz_TX

13/03/2019

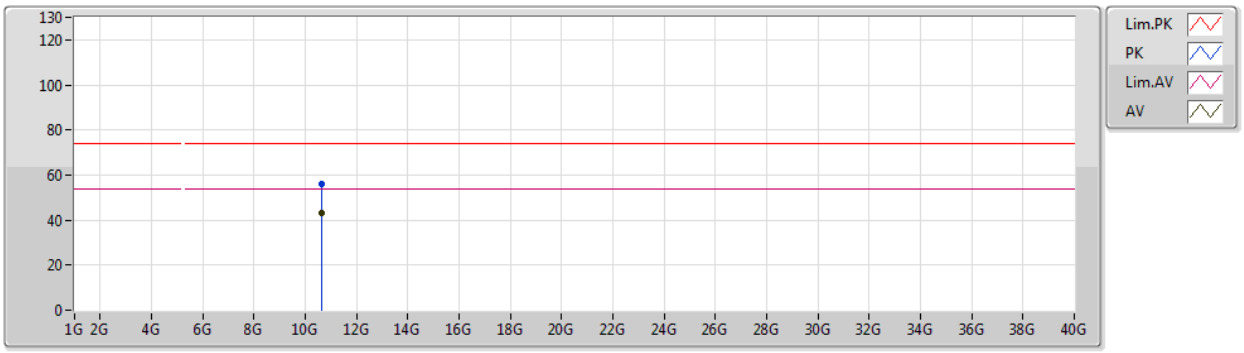

Type	Freq	Level	Limit	Margin	Factor	Dist	Condition	Azimuth	Height	Comment
	(Hz)	(dBuV/m)	(dBuV/m)	(dB)	(dB)	(m)		(°)	(m)	
AV	10.65074G	42.90	54.00	-11.10	15.02	3	Vertical	218	1.41	-
PK	10.6316G	56.11	74.00	-17.89	14.97	3	Vertical	218	1.41	-

802.11ac VHT20_Nss1,(MCS0)_2TX

5320MHz_TX

13/03/2019

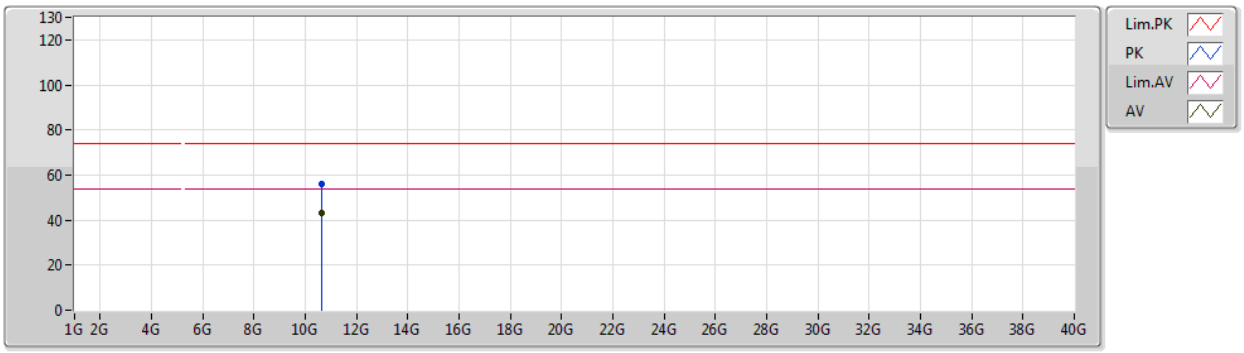

Type	Freq	Level	Limit	Margin	Factor	Dist	Condition	Azimuth	Height	Comment
	(Hz)	(dBuV/m)	(dBuV/m)	(dB)	(dB)	(m)		(°)	(m)	
AV	10.65332G	42.98	54.00	-11.02	15.02	3	Horizontal	198	1.96	-
PK	10.62842G	56.11	74.00	-17.89	14.96	3	Horizontal	198	1.96	-

802.11ac VHT20_Nss1,(MCS0)_2TX

5500MHz_TX

13/03/2019

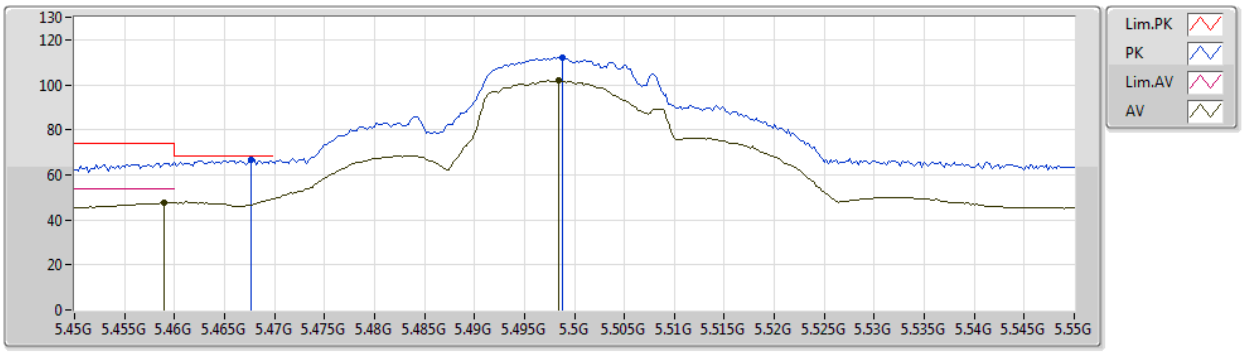

Type	Freq	Level	Limit	Margin	Factor	Dist	Condition	Azimuth	Height	Comment
	(Hz)	(dBuV/m)	(dBuV/m)	(dB)	(dB)	(m)		(°)	(m)	
AV	5.459G	47.65	54.00	-6.35	4.53	3	Vertical	182	2.96	-
AV	5.4984G	101.76	Inf	-Inf	4.58	3	Vertical	182	2.96	-
PK	5.4676G	66.42	68.20	-1.78	4.54	3	Vertical	182	2.96	-
PK	5.4988G	112.06	Inf	-Inf	4.58	3	Vertical	182	2.96	-

802.11ac VHT20_Nss1,(MCS0)_2TX

5500MHz_TX

13/03/2019

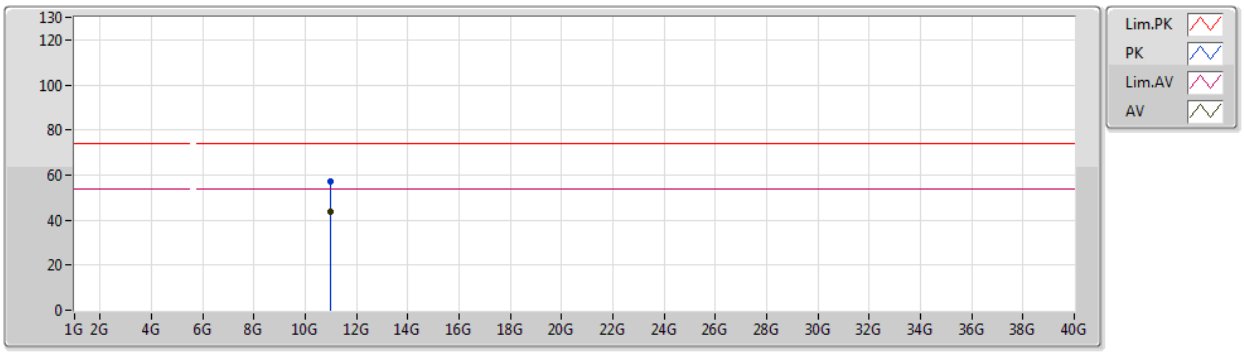

Type	Freq	Level	Limit	Margin	Factor	Dist	Condition	Azimuth	Height	Comment
	(Hz)	(dBuV/m)	(dBuV/m)	(dB)	(dB)	(m)		(°)	(m)	
AV	10.9988G	43.53	54.00	-10.47	15.91	3	Vertical	81	2.23	-
PK	11.00222G	57.09	74.00	-16.91	15.91	3	Vertical	81	2.23	-

802.11ac VHT20_Nss1,(MCS0)_2TX

5500MHz_TX

13/03/2019

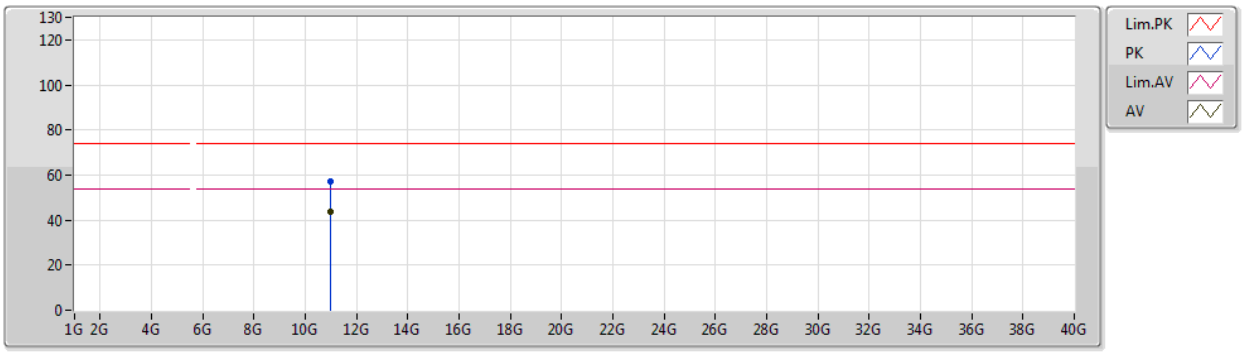

Type	Freq	Level	Limit	Margin	Factor	Dist	Condition	Azimuth	Height	Comment
	(Hz)	(dBuV/m)	(dBuV/m)	(dB)	(dB)	(m)		(°)	(m)	
AV	10.99766G	43.67	54.00	-10.33	15.91	3	Horizontal	321	1.12	-
PK	10.99628G	56.88	74.00	-17.12	15.90	3	Horizontal	321	1.12	-

802.11ac VHT20_Nss1,(MCS0)_2TX

5580MHz_TX

13/03/2019

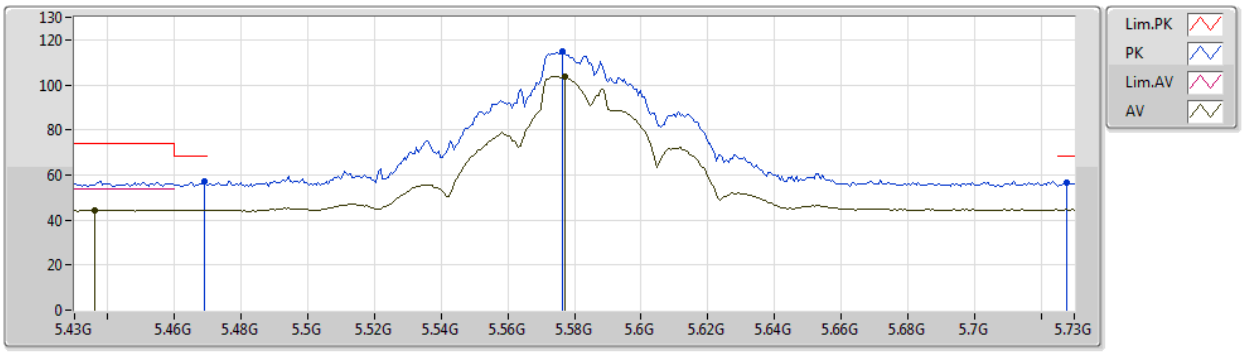

Type	Freq	Level	Limit	Margin	Factor	Dist	Condition	Azimuth	Height	Comment
	(Hz)	(dBuV/m)	(dBuV/m)	(dB)	(dB)	(m)		(°)	(m)	
AV	5.436G	44.52	54.00	-9.48	4.50	3	Vertical	329	2.96	-
AV	5.577G	103.70	Inf	-Inf	4.72	3	Vertical	329	2.96	-
PK	5.469G	57.19	68.20	-11.01	4.54	3	Vertical	329	2.96	-
PK	5.5764G	114.63	Inf	-Inf	4.72	3	Vertical	329	2.96	-
PK	5.7276G	56.75	68.20	-11.45	5.09	3	Vertical	329	2.96	-

802.11ac VHT20_Nss1,(MCS0)_2TX

5580MHz_TX

13/03/2019

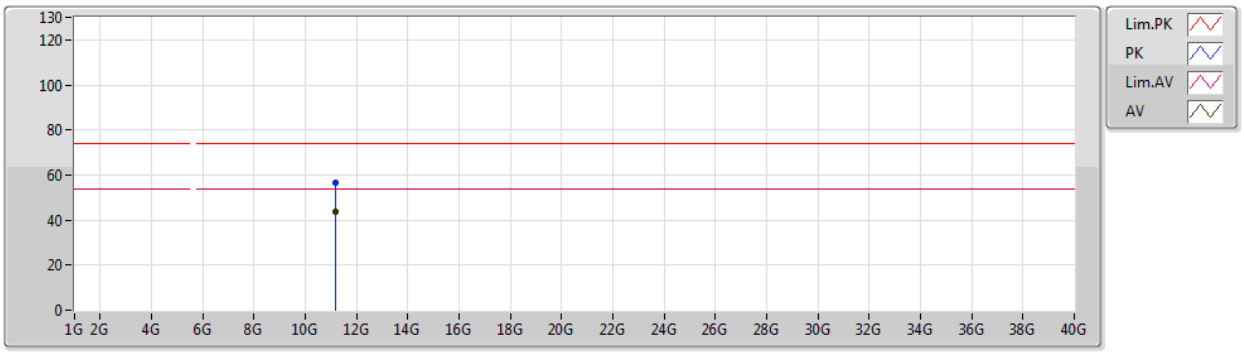

Type	Freq	Level	Limit	Margin	Factor	Dist	Condition	Azimuth	Height	Comment
	(Hz)	(dBuV/m)	(dBuV/m)	(dB)	(dB)	(m)		(°)	(m)	
AV	11.16126G	43.48	54.00	-10.52	15.69	3	Vertical	27	1.54	-
PK	11.16054G	56.63	74.00	-17.37	15.70	3	Vertical	27	1.54	-

802.11ac VHT20_Nss1,(MCS0)_2TX

5580MHz_TX

13/03/2019

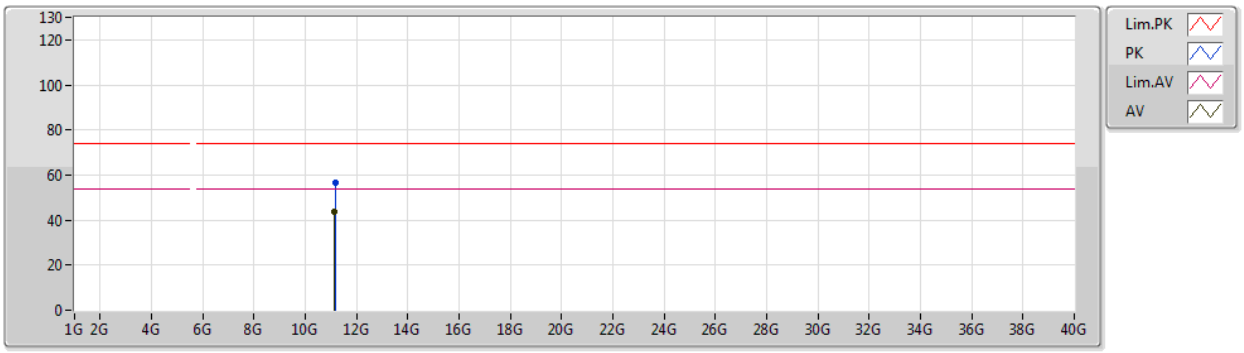

Type	Freq	Level	Limit	Margin	Factor	Dist	Condition	Azimuth	Height	Comment
	(Hz)	(dBuV/m)	(dBuV/m)	(dB)	(dB)	(m)		(°)	(m)	
AV	11.14746G	43.44	54.00	-10.56	15.71	3	Horizontal	208	1.73	-
PK	11.1627G	56.71	74.00	-17.29	15.69	3	Horizontal	208	1.73	-

802.11ac VHT20_Nss1,(MCS0)_2TX

5700MHz_TX

13/03/2019

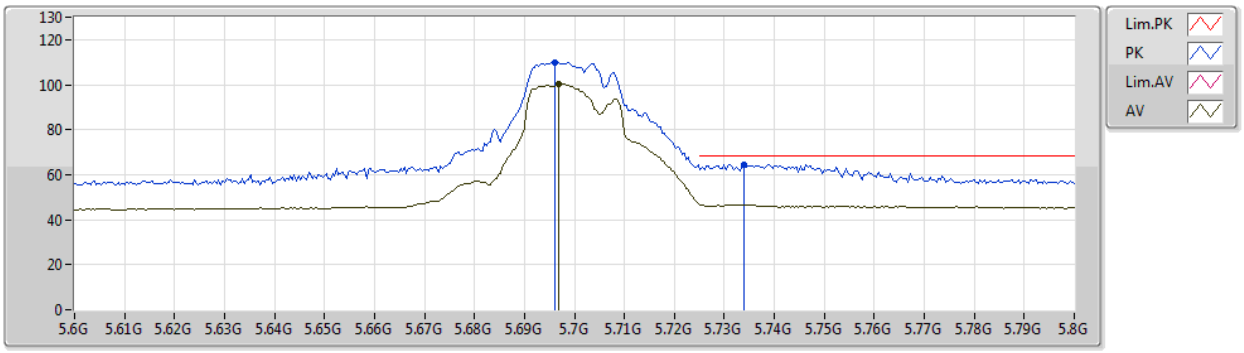

Type	Freq	Level	Limit	Margin	Factor	Dist	Condition	Azimuth	Height	Comment
	(Hz)	(dBuV/m)	(dBuV/m)	(dB)	(dB)	(m)		(°)	(m)	
AV	5.6968G	100.33	Inf	-Inf	5.02	3	Vertical	45	2.23	-
PK	5.696G	110.09	Inf	-Inf	5.00	3	Vertical	45	2.23	-
PK	5.734G	64.67	68.20	-3.53	5.10	3	Vertical	45	2.23	-

802.11ac VHT20_Nss1,(MCS0)_2TX

5700MHz_TX

13/03/2019

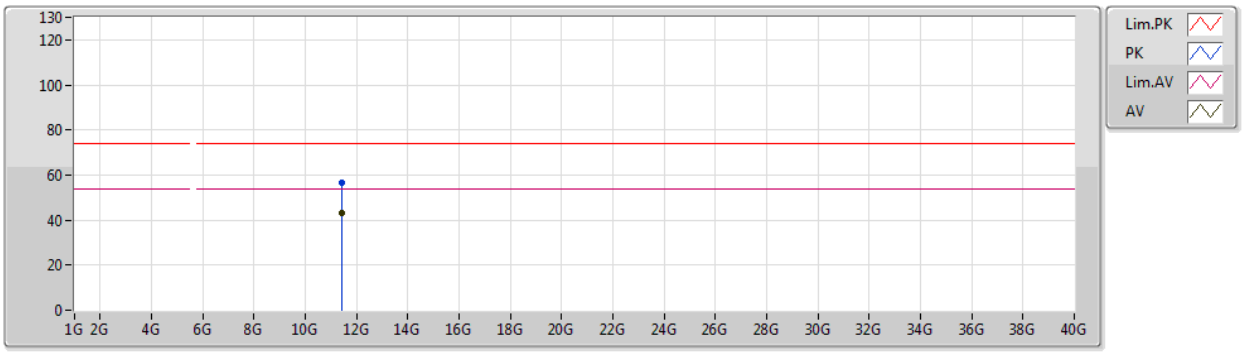

Type	Freq	Level	Limit	Margin	Factor	Dist	Condition	Azimuth	Height	Comment
	(Hz)	(dBuV/m)	(dBuV/m)	(dB)	(dB)	(m)		(°)	(m)	
AV	11.41206G	43.34	54.00	-10.66	15.35	3	Vertical	129	1.13	-
PK	11.41254G	56.59	74.00	-17.41	15.35	3	Vertical	129	1.13	-

802.11ac VHT20_Nss1,(MCS0)_2TX

5700MHz_TX

13/03/2019

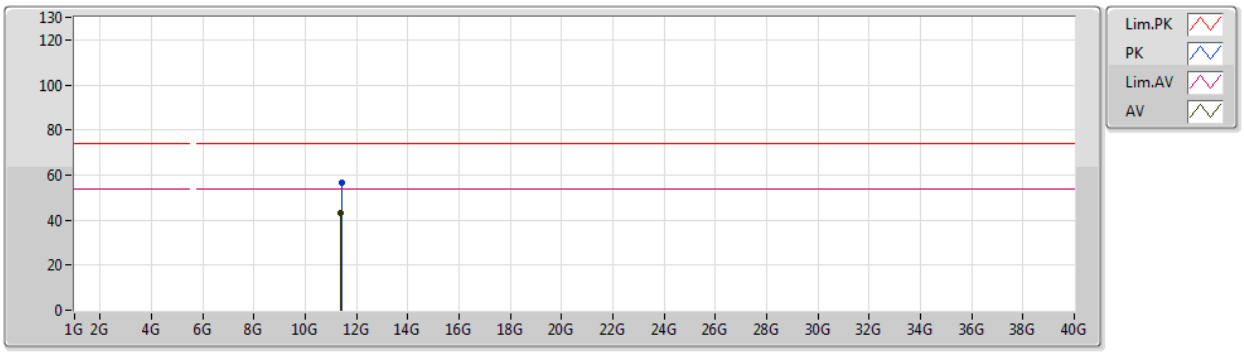

Type	Freq	Level	Limit	Margin	Factor	Dist	Condition	Azimuth	Height	Comment
	(Hz)	(dBuV/m)	(dBuV/m)	(dB)	(dB)	(m)		(°)	(m)	
AV	11.3889G	43.21	54.00	-10.79	15.38	3	Horizontal	271	2.23	-
PK	11.41044G	56.48	74.00	-17.52	15.36	3	Horizontal	271	2.23	-

802.11ac VHT20_Nss1,(MCS0)_2TX

5720MHz Straddle 5.47-5.725GHz_TX

13/03/2019

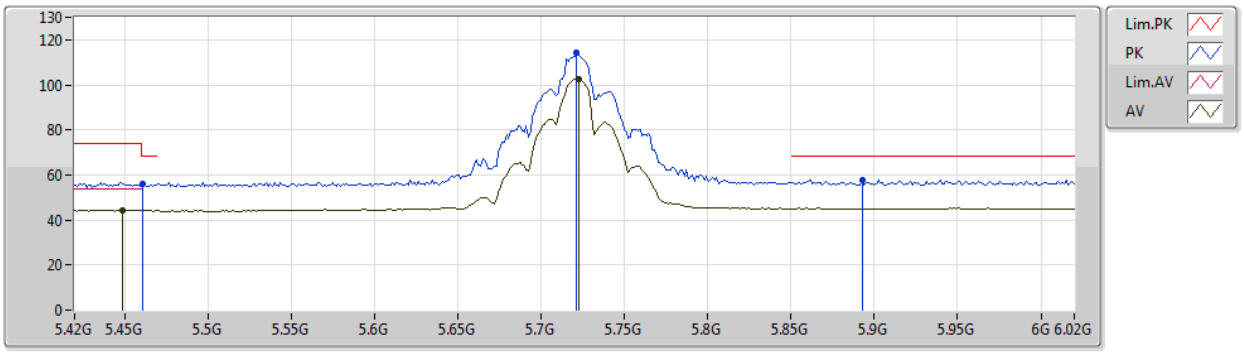

Type	Freq	Level	Limit	Margin	Factor	Dist	Condition	Azimuth	Height	Comment
	(Hz)	(dBuV/m)	(dBuV/m)	(dB)	(dB)	(m)		(°)	(m)	
AV	5.4488G	44.22	54.00	-9.78	4.51	3	Vertical	193	1.27	-
AV	5.7224G	102.70	Inf	-Inf	5.07	3	Vertical	193	1.27	-
PK	5.4608G	55.82	68.20	-12.38	4.53	3	Vertical	193	1.27	-
PK	5.7212G	114.10	Inf	-Inf	5.07	3	Vertical	193	1.27	-
PK	5.8928G	57.72	68.20	-10.48	5.35	3	Vertical	193	1.27	-

802.11ac VHT20_Nss1,(MCS0)_2TX

5720MHz Straddle 5.47-5.725GHz_TX

13/03/2019

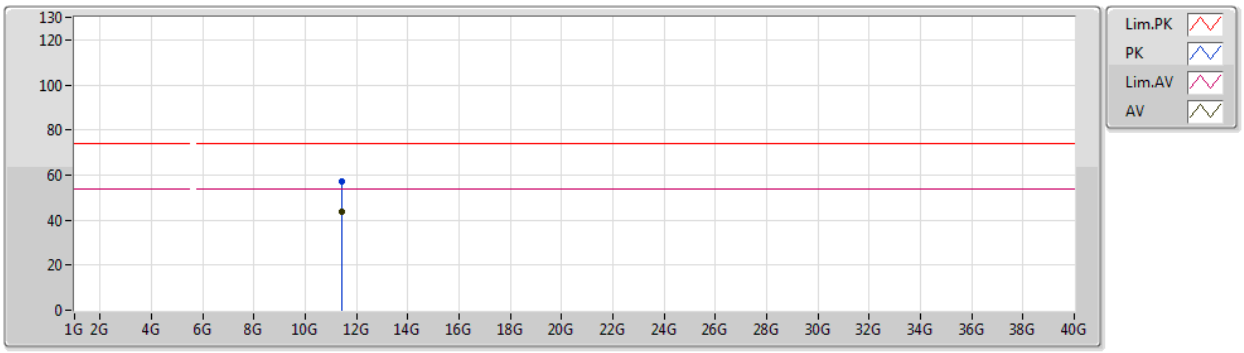

Type	Freq	Level	Limit	Margin	Factor	Dist	Condition	Azimuth	Height	Comment
	(Hz)	(dBuV/m)	(dBuV/m)	(dB)	(dB)	(m)		(°)	(m)	
AV	11.44978G	43.47	54.00	-10.53	15.30	3	Vertical	282	2.01	-
PK	11.443G	56.93	74.00	-17.07	15.31	3	Vertical	282	2.01	-

802.11ac VHT20_Nss1,(MCS0)_2TX

5720MHz Straddle 5.47-5.725GHz_TX

13/03/2019

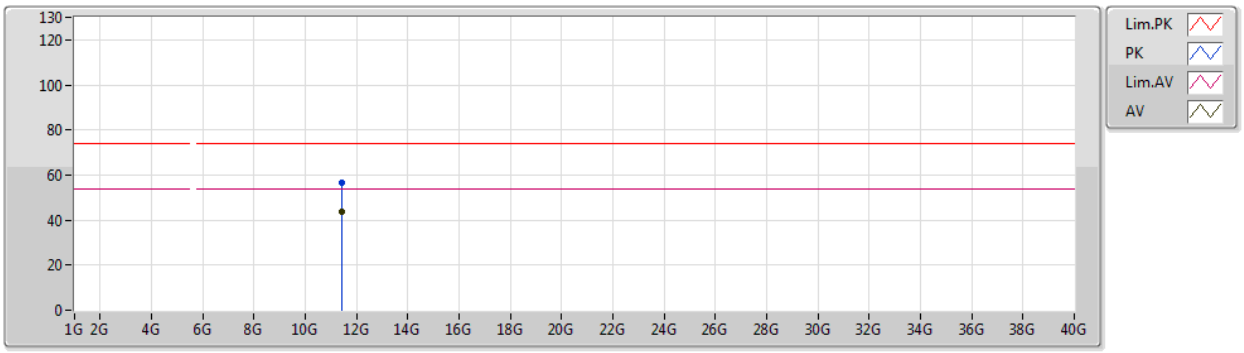

Type	Freq	Level	Limit	Margin	Factor	Dist	Condition	Azimuth	Height	Comment
	(Hz)	(dBuV/m)	(dBuV/m)	(dB)	(dB)	(m)		(°)	(m)	
AV	11.45062G	43.60	54.00	-10.40	15.30	3	Horizontal	97	2.36	-
PK	11.43652G	56.35	74.00	-17.65	15.32	3	Horizontal	97	2.36	-

802.11ac VHT20_Nss1,(MCS0)_2TX

5745MHz_TX

13/03/2019

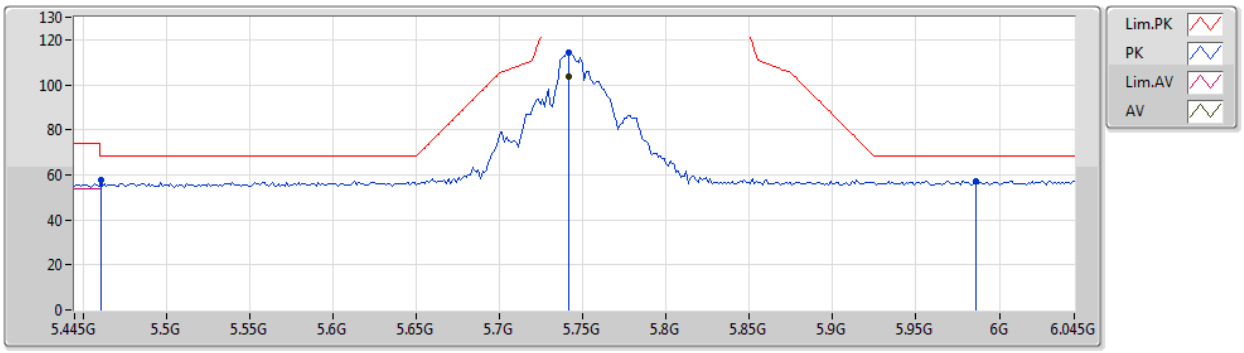

Type	Freq	Level	Limit	Margin	Factor	Dist	Condition	Azimuth	Height	Comment
	(Hz)	(dBuV/m)	(dBuV/m)	(dB)	(dB)	(m)		(°)	(m)	
AV	5.7414G	103.45	Inf	-Inf	5.12	3	Vertical	46	2.20	-
PK	5.4606G	57.87	68.20	-10.33	4.53	3	Vertical	46	2.20	-
PK	5.7414G	114.18	Inf	-Inf	5.12	3	Vertical	46	2.20	-
PK	5.9862G	57.40	68.20	-10.80	5.44	3	Vertical	46	2.20	-

802.11ac VHT20_Nss1,(MCS0)_2TX

5745MHz_TX

13/03/2019

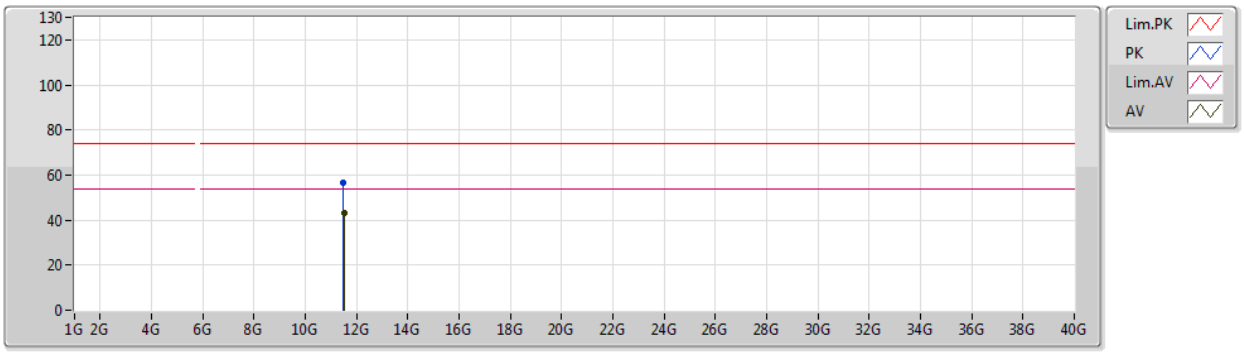

Type	Freq	Level	Limit	Margin	Factor	Dist	Condition	Azimuth	Height	Comment
	(Hz)	(dBuV/m)	(dBuV/m)	(dB)	(dB)	(m)		(°)	(m)	
AV	11.5044G	43.40	54.00	-10.60	15.22	3	Vertical	101	1.82	-
PK	11.49774G	56.45	74.00	-17.55	15.23	3	Vertical	101	1.82	-

802.11ac VHT20_Nss1,(MCS0)_2TX

5745MHz_TX

13/03/2019

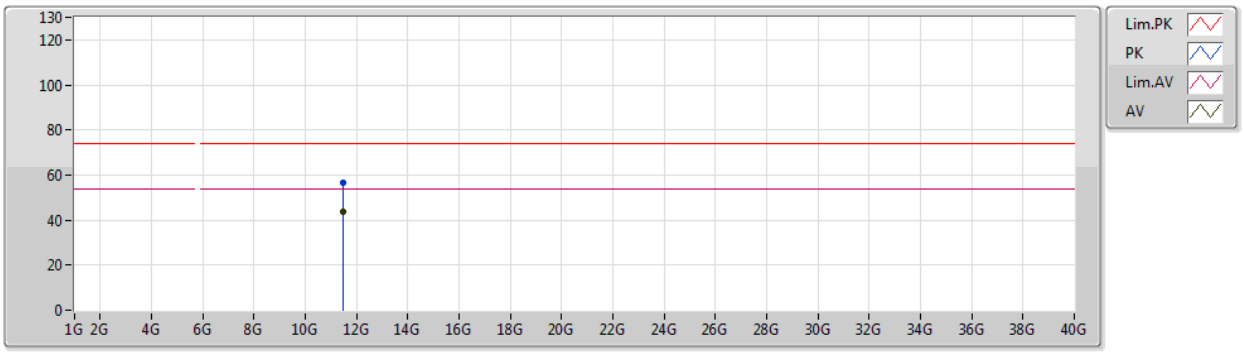

Type	Freq	Level	Limit	Margin	Factor	Dist	Condition	Azimuth	Height	Comment
	(Hz)	(dBuV/m)	(dBuV/m)	(dB)	(dB)	(m)		(°)	(m)	
AV	11.48982G	43.62	54.00	-10.38	15.24	3	Horizontal	326	1.71	-
PK	11.4972G	56.66	74.00	-17.34	15.23	3	Horizontal	326	1.71	-

802.11ac VHT20_Nss1,(MCS0)_2TX

5785MHz_TX

13/03/2019

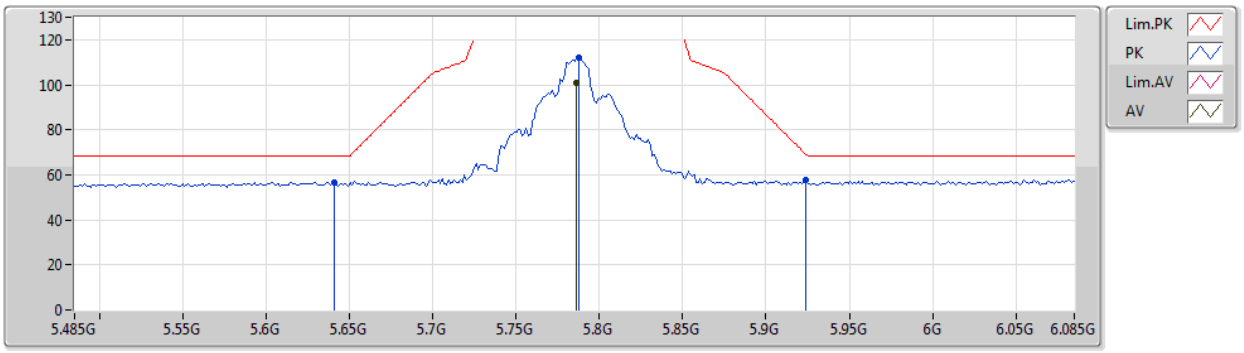

Type	Freq	Level	Limit	Margin	Factor	Dist	Condition	Azimuth	Height	Comment
	(Hz)	(dBuV/m)	(dBuV/m)	(dB)	(dB)	(m)		(°)	(m)	
AV	5.7862G	100.97	Inf	-Inf	5.22	3	Vertical	192	1.50	-
PK	5.641G	56.81	68.20	-11.39	4.87	3	Vertical	192	1.50	-
PK	5.7874G	112.13	Inf	-Inf	5.22	3	Vertical	192	1.50	-
PK	5.9242G	57.95	68.79	-10.84	5.39	3	Vertical	192	1.50	-

802.11ac VHT20_Nss1,(MCS0)_2TX

5785MHz_TX

13/03/2019

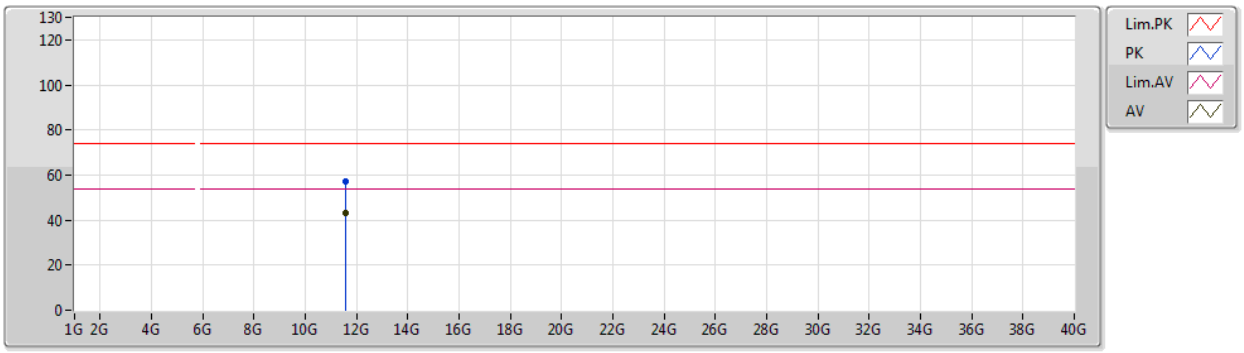

Type	Freq	Level	Limit	Margin	Factor	Dist	Condition	Azimuth	Height	Comment
	(Hz)	(dBuV/m)	(dBuV/m)	(dB)	(dB)	(m)		(°)	(m)	
AV	11.56508G	43.34	54.00	-10.66	15.15	3	Vertical	186	1.97	-
PK	11.5706G	57.02	74.00	-16.98	15.14	3	Vertical	186	1.97	-

802.11ac VHT20_Nss1,(MCS0)_2TX

5785MHz_TX

13/03/2019

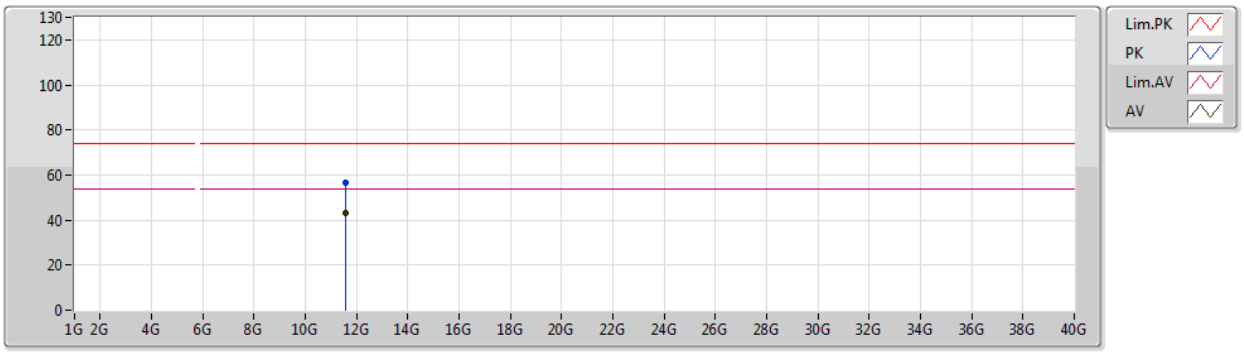

Type	Freq	Level	Limit	Margin	Factor	Dist	Condition	Azimuth	Height	Comment
	(Hz)	(dBuV/m)	(dBuV/m)	(dB)	(dB)	(m)		(°)	(m)	
AV	11.56536G	42.97	54.00	-11.03	15.15	3	Horizontal	23	1.58	-
PK	11.56652G	56.83	74.00	-17.17	15.15	3	Horizontal	23	1.58	-

802.11ac VHT20_Nss1,(MCS0)_2TX

5825MHz_TX

13/03/2019

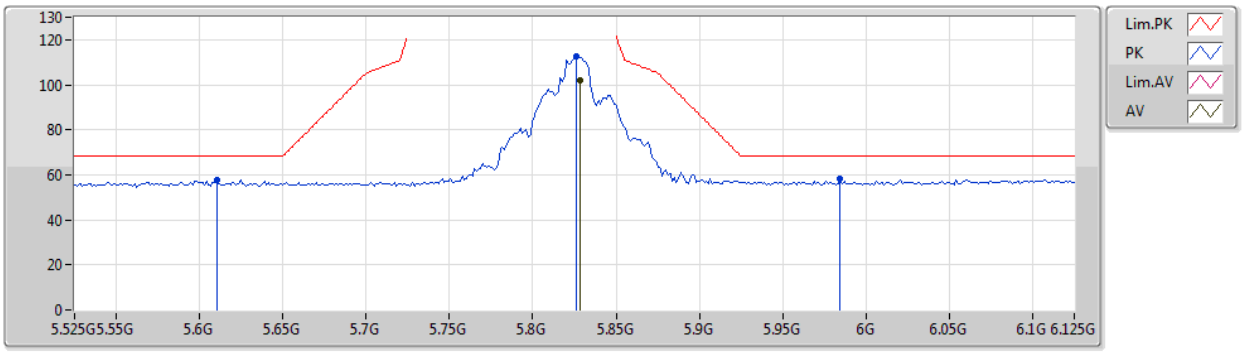

Type	Freq	Level	Limit	Margin	Factor	Dist	Condition	Azimuth	Height	Comment
	(Hz)	(dBuV/m)	(dBuV/m)	(dB)	(dB)	(m)		(°)	(m)	
AV	5.8286G	101.92	Inf	-Inf	5.28	3	Vertical	190	1.32	-
PK	5.6102G	57.90	68.20	-10.30	4.79	3	Vertical	190	1.32	-
PK	5.8262G	112.57	Inf	-Inf	5.28	3	Vertical	190	1.32	-
PK	5.9846G	58.54	68.20	-9.66	5.44	3	Vertical	190	1.32	-

802.11ac VHT20_Nss1,(MCS0)_2TX

5825MHz_TX

13/03/2019

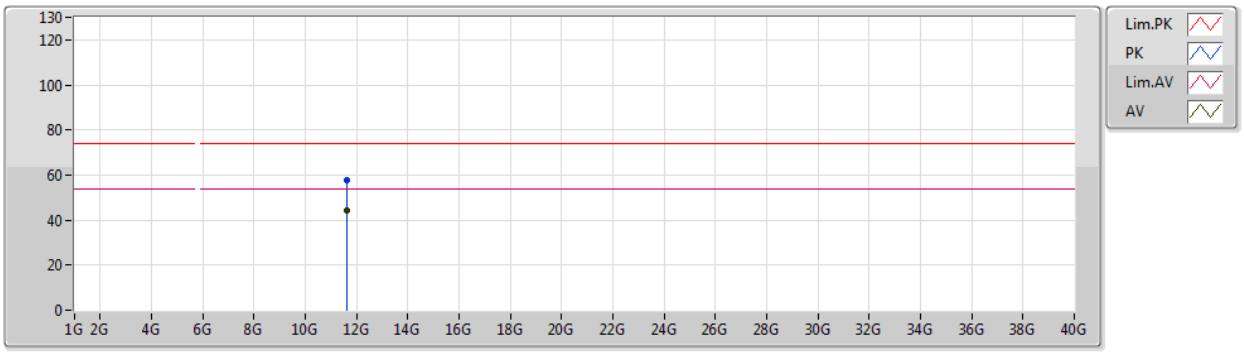

Type	Freq	Level	Limit	Margin	Factor	Dist	Condition	Azimuth	Height	Comment
	(Hz)	(dBuV/m)	(dBuV/m)	(dB)	(dB)	(m)		(°)	(m)	
AV	11.64552G	44.49	54.00	-9.51	15.04	3	Vertical	243	1.76	-
PK	11.64626G	57.74	74.00	-16.26	15.04	3	Vertical	243	1.76	-

802.11ac VHT20_Nss1,(MCS0)_2TX

5825MHz_TX

13/03/2019

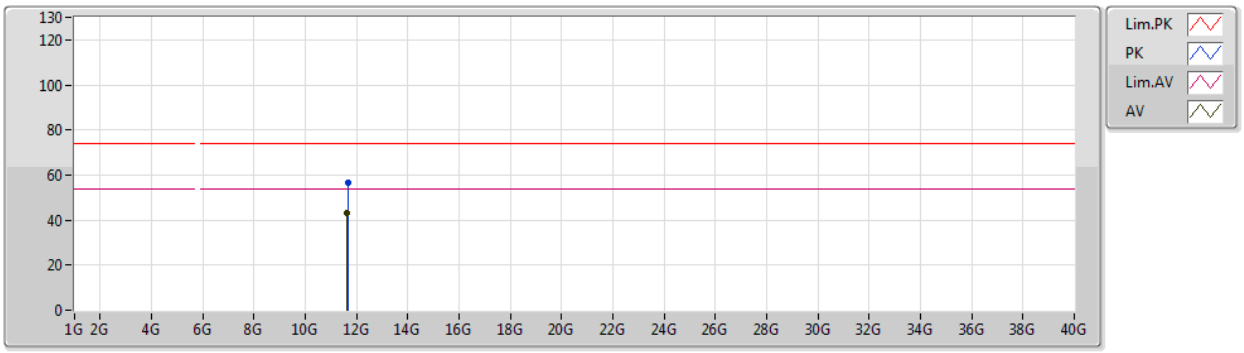

Type	Freq	Level	Limit	Margin	Factor	Dist	Condition	Azimuth	Height	Comment
	(Hz)	(dBuV/m)	(dBuV/m)	(dB)	(dB)	(m)		(°)	(m)	
AV	11.646G	43.35	54.00	-10.65	15.04	3	Horizontal	159	1.50	-
PK	11.6484G	56.54	74.00	-17.46	15.02	3	Horizontal	159	1.50	-

802.11ac VHT40_Nss1,(MCS0)_2TX

5190MHz_TX

13/03/2019

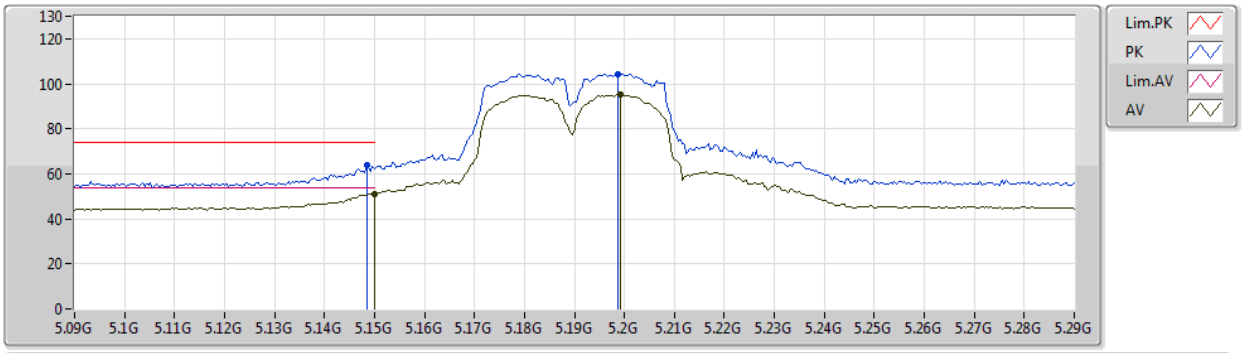

Type	Freq	Level	Limit	Margin	Factor	Dist	Condition	Azimuth	Height	Comment
	(Hz)	(dBuV/m)	(dBuV/m)	(dB)	(dB)	(m)		(°)	(m)	
AV	5.15G	51.27	54.00	-2.73	4.13	3	Vertical	19	2.11	-
AV	5.1992G	95.21	Inf	-Inf	4.21	3	Vertical	19	2.11	-
PK	5.1484G	63.84	74.00	-10.16	4.13	3	Vertical	19	2.11	-
PK	5.1988G	104.37	Inf	-Inf	4.21	3	Vertical	19	2.11	-

802.11ac VHT40_Nss1,(MCS0)_2TX

5190MHz_TX

13/03/2019

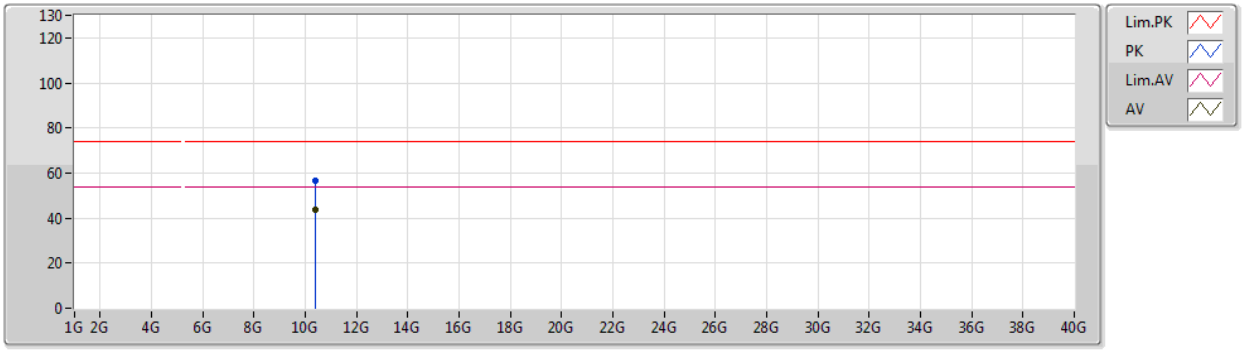

Type	Freq	Level	Limit	Margin	Factor	Dist	Condition	Azimuth	Height	Comment
	(Hz)	(dBuV/m)	(dBuV/m)	(dB)	(dB)	(m)		(°)	(m)	
AV	10.38576G	43.75	54.00	-10.25	14.35	3	Vertical	63	1.23	-
PK	10.389G	56.78	74.00	-17.22	14.35	3	Vertical	63	1.23	-

802.11ac VHT40_Nss1,(MCS0)_2TX

5190MHz_TX

13/03/2019

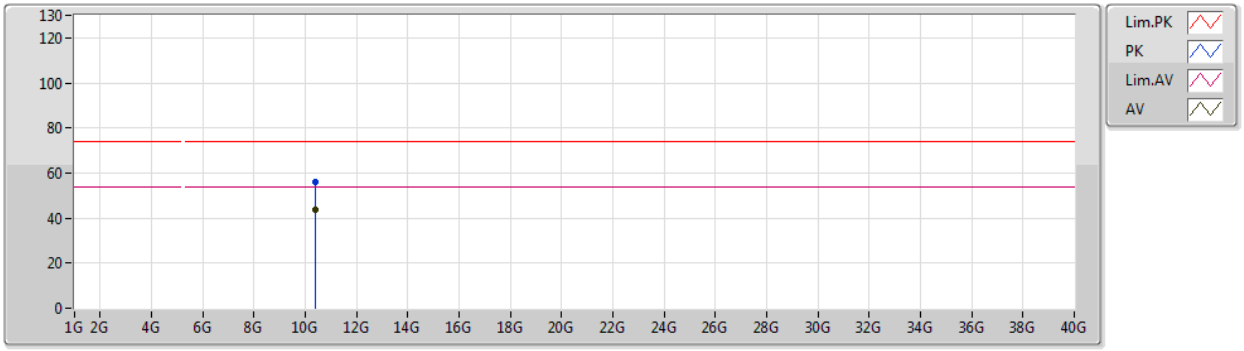

Type	Freq	Level	Limit	Margin	Factor	Dist	Condition	Azimuth	Height	Comment
	(Hz)	(dBuV/m)	(dBuV/m)	(dB)	(dB)	(m)		(°)	(m)	
AV	10.37274G	43.56	54.00	-10.44	14.32	3	Horizontal	86	1.29	-
PK	10.39344G	56.24	74.00	-17.76	14.37	3	Horizontal	86	1.29	-

802.11ac VHT40_Nss1,(MCS0)_2TX

5230MHz_TX

13/03/2019

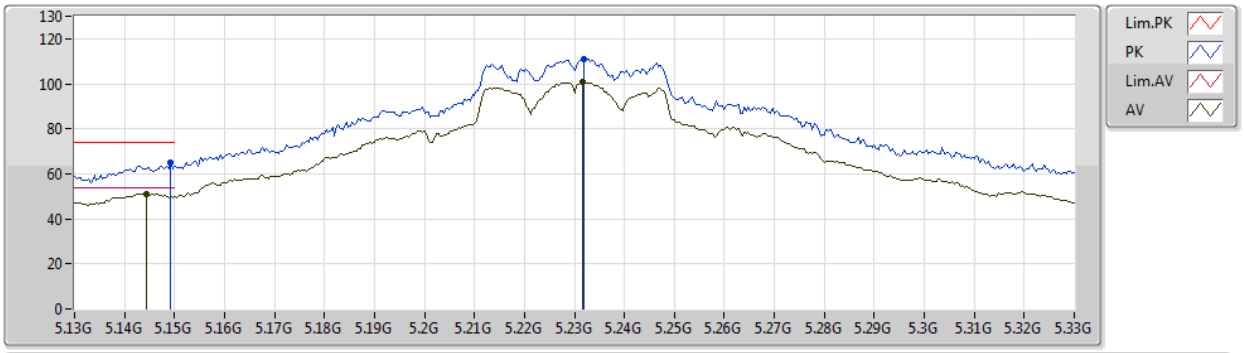

Type	Freq	Level	Limit	Margin	Factor	Dist	Condition	Azimuth	Height	Comment
	(Hz)	(dBuV/m)	(dBuV/m)	(dB)	(dB)	(m)		(°)	(m)	
AV	5.1444G	51.17	54.00	-2.83	4.13	3	Vertical	192	1.97	-
AV	5.2316G	100.84	Inf	-Inf	4.25	3	Vertical	192	1.97	-
PK	5.1492G	64.80	74.00	-9.20	4.13	3	Vertical	192	1.97	-
PK	5.232G	110.84	Inf	-Inf	4.25	3	Vertical	192	1.97	-

802.11ac VHT40_Nss1,(MCS0)_2TX

5230MHz_TX

13/03/2019

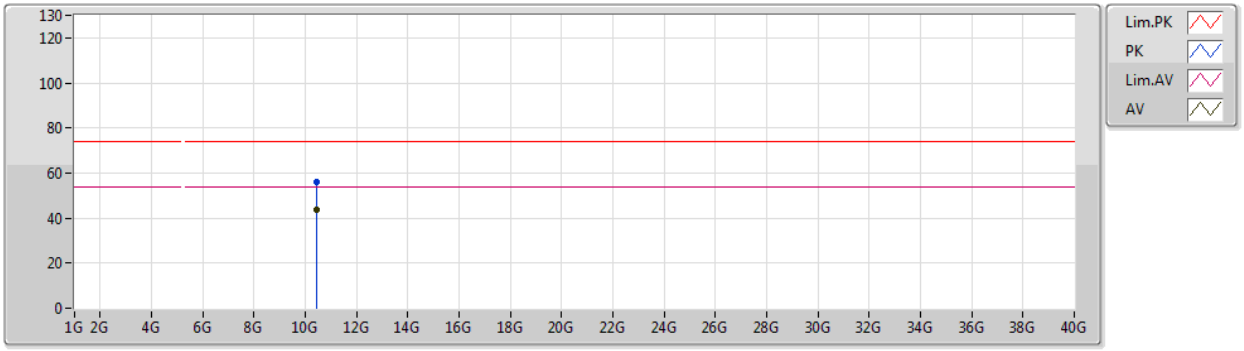

Type	Freq	Level	Limit	Margin	Factor	Dist	Condition	Azimuth	Height	Comment
	(Hz)	(dBuV/m)	(dBuV/m)	(dB)	(dB)	(m)		(°)	(m)	
AV	10.45214G	43.82	54.00	-10.18	14.52	3	Vertical	282	1.57	-
PK	10.46216G	56.02	74.00	-17.98	14.54	3	Vertical	282	1.57	-

802.11ac VHT40_Nss1,(MCS0)_2TX

5230MHz_TX

13/03/2019

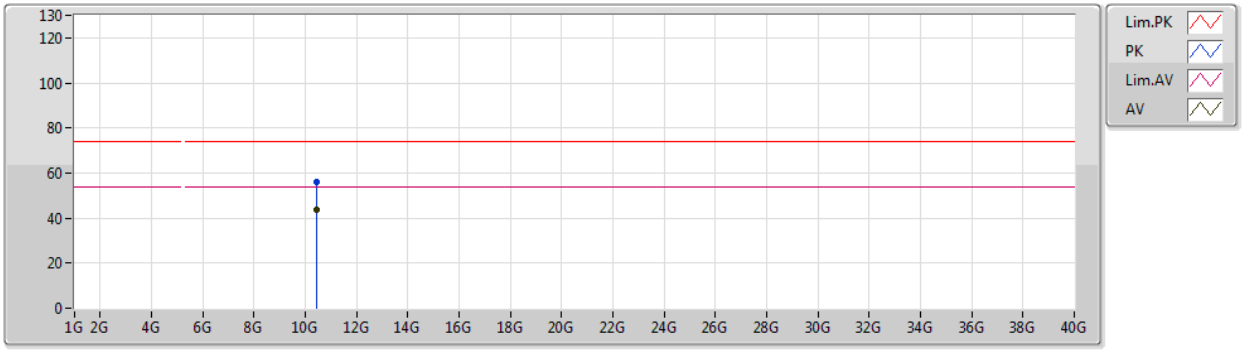

Type	Freq	Level	Limit	Margin	Factor	Dist	Condition	Azimuth	Height	Comment
	(Hz)	(dBuV/m)	(dBuV/m)	(dB)	(dB)	(m)		(°)	(m)	
AV	10.4615G	43.83	54.00	-10.17	14.54	3	Horizontal	288	2.41	-
PK	10.44824G	55.87	74.00	-18.13	14.51	3	Horizontal	288	2.41	-

802.11ac VHT40_Nss1,(MCS0)_2TX

5270MHz_TX

13/03/2019

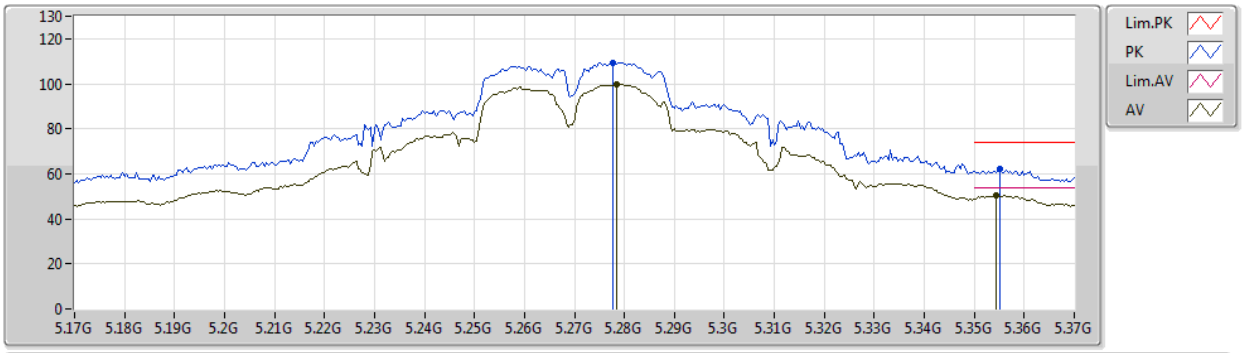

Type	Freq	Level	Limit	Margin	Factor	Dist	Condition	Azimuth	Height	Comment
	(Hz)	(dBuV/m)	(dBuV/m)	(dB)	(dB)	(m)		(°)	(m)	
AV	5.2784G	99.62	Inf	-Inf	4.30	3	Vertical	324	2.94	-
AV	5.3544G	50.26	54.00	-3.74	4.39	3	Vertical	324	2.94	-
PK	5.2776G	109.40	Inf	-Inf	4.30	3	Vertical	324	2.94	-
PK	5.3552G	62.42	74.00	-11.58	4.40	3	Vertical	324	2.94	-

802.11ac VHT40_Nss1,(MCS0)_2TX

5270MHz_TX

13/03/2019

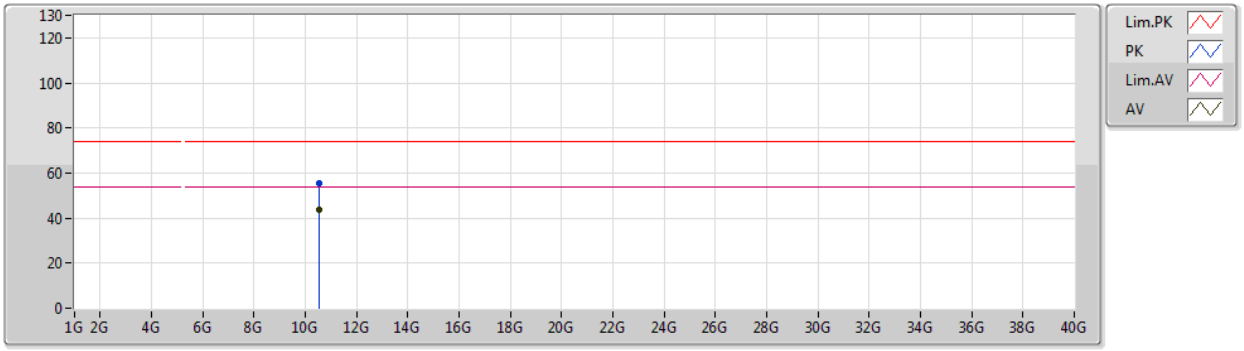

Type	Freq	Level	Limit	Margin	Factor	Dist	Condition	Azimuth	Height	Comment
	(Hz)	(dBuV/m)	(dBuV/m)	(dB)	(dB)	(m)		(°)	(m)	
AV	10.53466G	43.58	54.00	-10.42	14.73	3	Vertical	146	1.29	-
PK	10.54456G	55.72	74.00	-18.28	14.75	3	Vertical	146	1.29	-

802.11ac VHT40_Nss1,(MCS0)_2TX

5270MHz_TX

13/03/2019

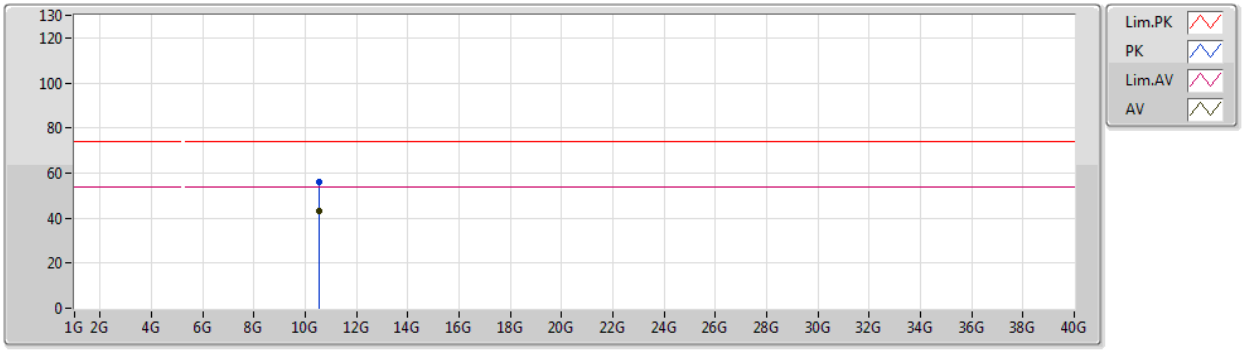

Type	Freq	Level	Limit	Margin	Factor	Dist	Condition	Azimuth	Height	Comment
	(Hz)	(dBuV/m)	(dBuV/m)	(dB)	(dB)	(m)		(°)	(m)	
AV	10.53586G	43.36	54.00	-10.64	14.73	3	Horizontal	219	1.68	-
PK	10.53466G	56.15	74.00	-17.85	14.73	3	Horizontal	219	1.68	-

802.11ac VHT40_Nss1,(MCS0)_2TX

5310MHz_TX

13/03/2019

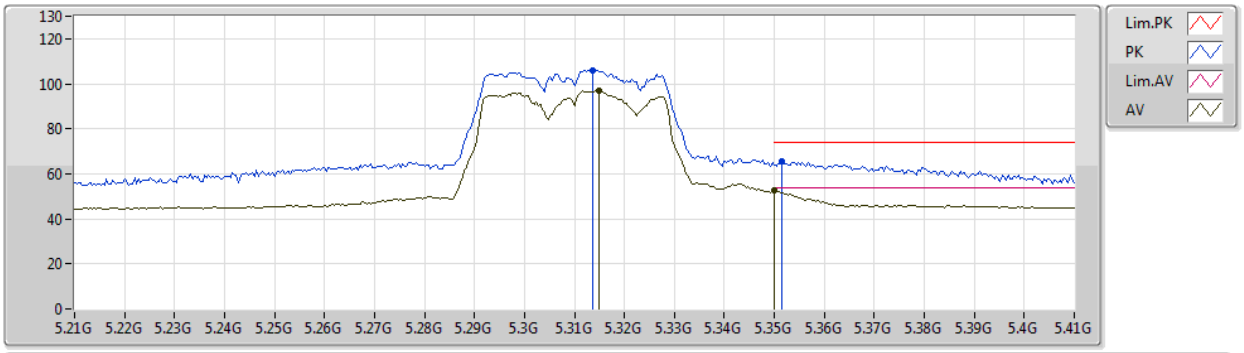

Type	Freq	Level	Limit	Margin	Factor	Dist	Condition	Azimuth	Height	Comment
	(Hz)	(dBuV/m)	(dBuV/m)	(dB)	(dB)	(m)		(°)	(m)	
AV	5.3148G	96.83	Inf	-Inf	4.34	3	Vertical	225	2.97	-
AV	5.35G	52.48	54.00	-1.52	4.39	3	Vertical	225	2.97	-
PK	5.3136G	105.86	Inf	-Inf	4.34	3	Vertical	225	2.97	-
PK	5.3516G	65.31	74.00	-8.69	4.39	3	Vertical	225	2.97	-

802.11ac VHT40_Nss1,(MCS0)_2TX

5310MHz_TX

13/03/2019

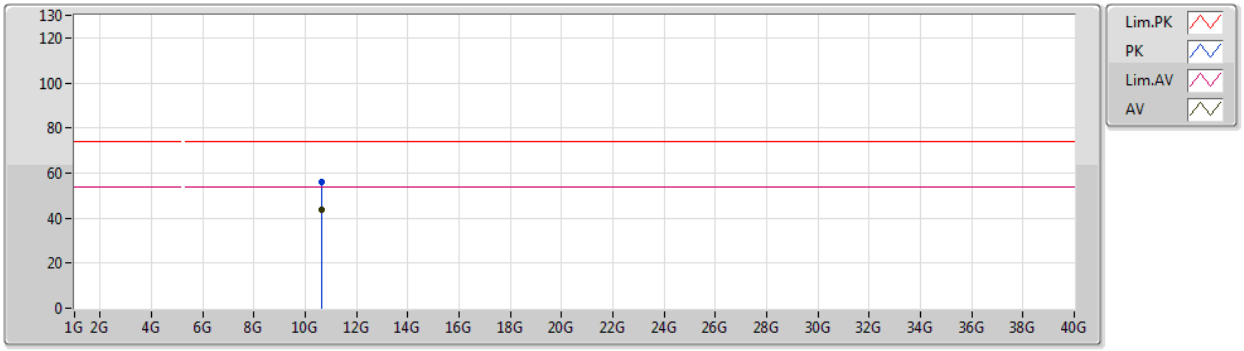

Type	Freq	Level	Limit	Margin	Factor	Dist	Condition	Azimuth	Height	Comment
	(Hz)	(dBuV/m)	(dBuV/m)	(dB)	(dB)	(m)		(°)	(m)	
AV	10.63332G	43.64	54.00	-10.36	14.99	3	Vertical	302	1.79	-
PK	10.62354G	56.21	74.00	-17.79	14.95	3	Vertical	302	1.79	-

802.11ac VHT40_Nss1,(MCS0)_2TX

5310MHz_TX

13/03/2019

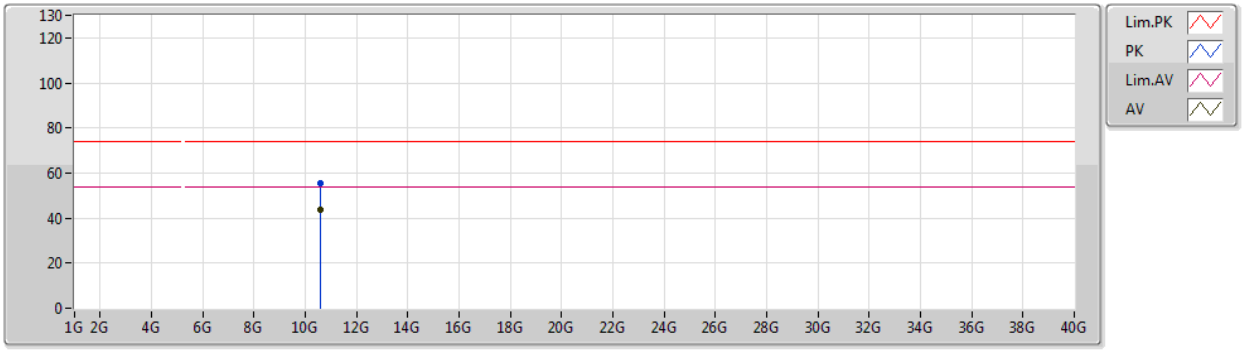

Type	Freq	Level	Limit	Margin	Factor	Dist	Condition	Azimuth	Height	Comment
	(Hz)	(dBuV/m)	(dBuV/m)	(dB)	(dB)	(m)		(°)	(m)	
AV	10.61184G	43.71	54.00	-10.29	14.93	3	Horizontal	172	2.28	-
PK	10.60968G	55.63	74.00	-18.37	14.92	3	Horizontal	172	2.28	-

802.11ac VHT40_Nss1,(MCS0)_2TX

5510MHz_TX

13/03/2019

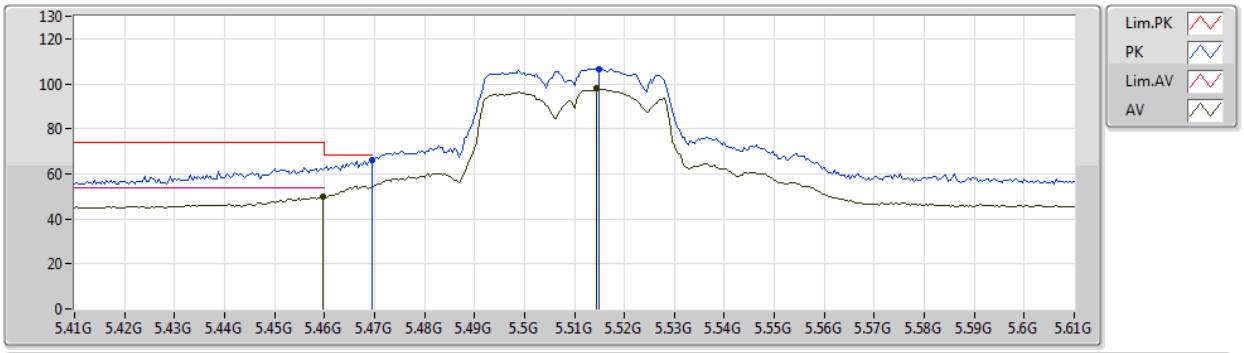

Type	Freq	Level	Limit	Margin	Factor	Dist	Condition	Azimuth	Height	Comment
	(Hz)	(dBuV/m)	(dBuV/m)	(dB)	(dB)	(m)		(°)	(m)	
AV	5.4596G	49.64	54.00	-4.36	4.53	3	Vertical	185	2.98	-
AV	5.5144G	97.80	Inf	-Inf	4.61	3	Vertical	185	2.98	-
PK	5.4696G	66.18	68.20	-2.02	4.54	3	Vertical	185	2.98	-
PK	5.5148G	106.67	Inf	-Inf	4.61	3	Vertical	185	2.98	-

802.11ac VHT40_Nss1,(MCS0)_2TX

5510MHz_TX

13/03/2019

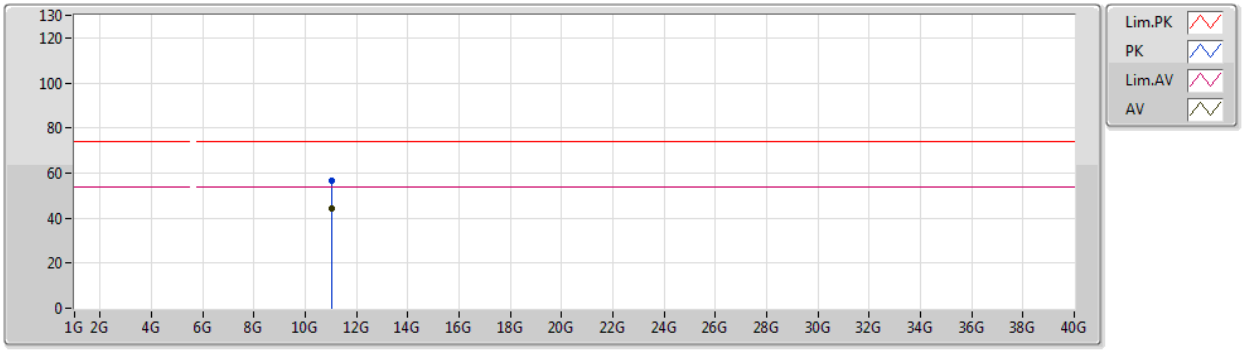

Type	Freq	Level	Limit	Margin	Factor	Dist	Condition	Azimuth	Height	Comment
	(Hz)	(dBuV/m)	(dBuV/m)	(dB)	(dB)	(m)		(°)	(m)	
AV	11.03056G	44.40	54.00	-9.60	15.87	3	Vertical	13	2.35	-
PK	11.01382G	56.85	74.00	-17.15	15.89	3	Vertical	13	2.35	-

802.11ac VHT40_Nss1,(MCS0)_2TX

5510MHz_TX

13/03/2019

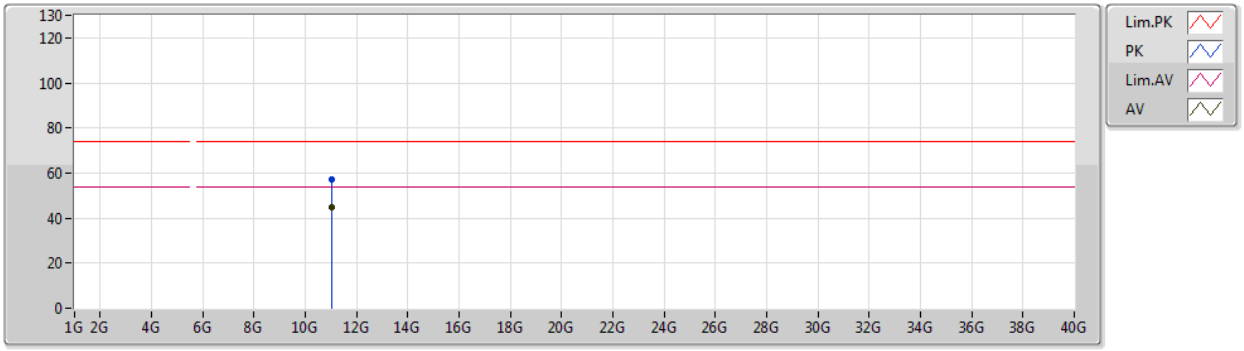

Type	Freq	Level	Limit	Margin	Factor	Dist	Condition	Azimuth	Height	Comment
	(Hz)	(dBuV/m)	(dBuV/m)	(dB)	(dB)	(m)		(°)	(m)	
AV	11.01976G	44.65	54.00	-9.35	15.88	3	Horizontal	46	1.07	-
PK	11.00926G	57.17	74.00	-16.83	15.90	3	Horizontal	46	1.07	-

802.11ac VHT40_Nss1,(MCS0)_2TX

5550MHz_TX

13/03/2019

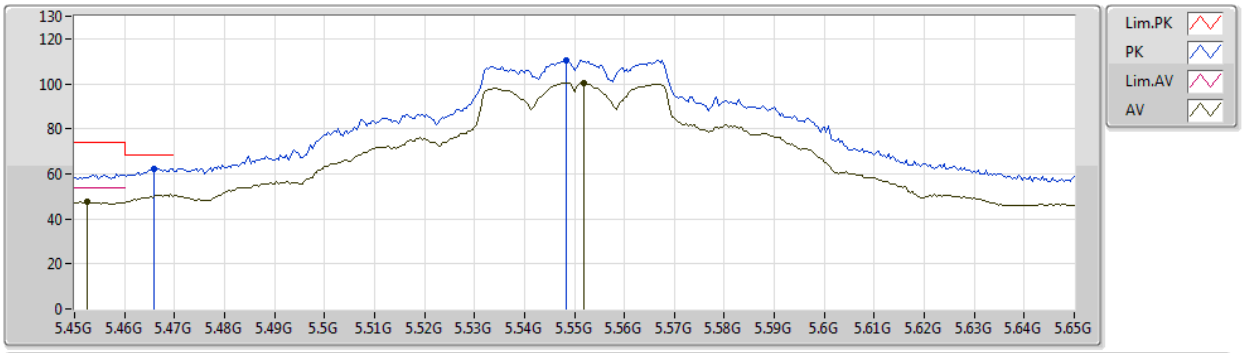

Type	Freq	Level	Limit	Margin	Factor	Dist	Condition	Azimuth	Height	Comment
	(Hz)	(dBuV/m)	(dBuV/m)	(dB)	(dB)	(m)		(°)	(m)	
AV	5.4524G	47.51	54.00	-6.49	4.52	3	Vertical	328	2.94	-
AV	5.552G	100.58	Inf	-Inf	4.68	3	Vertical	328	2.94	-
PK	5.466G	62.31	68.20	-5.89	4.54	3	Vertical	328	2.94	-
PK	5.5484G	110.66	Inf	-Inf	4.67	3	Vertical	328	2.94	-

802.11ac VHT40_Nss1,(MCS0)_2TX

5550MHz_TX

13/03/2019

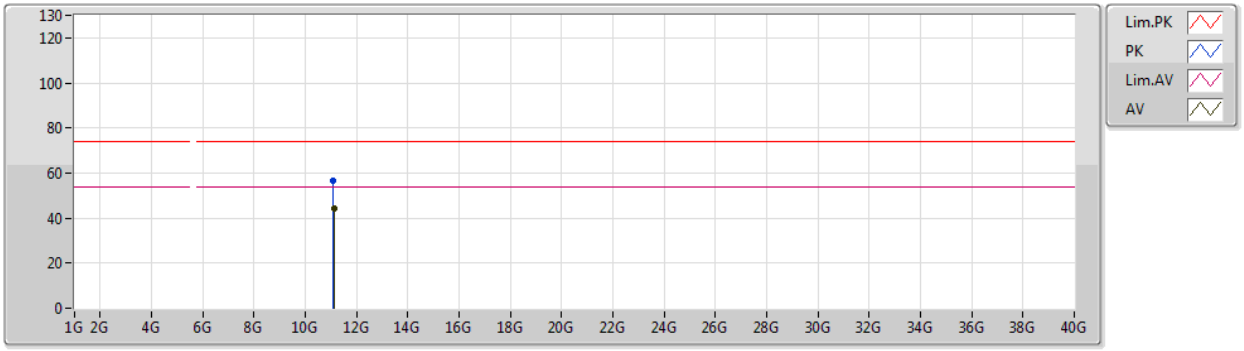

Type	Freq	Level	Limit	Margin	Factor	Dist	Condition	Azimuth	Height	Comment
	(Hz)	(dBuV/m)	(dBuV/m)	(dB)	(dB)	(m)		(°)	(m)	
AV	11.11248G	44.21	54.00	-9.79	15.75	3	Vertical	158	1.29	-
PK	11.0946G	56.56	74.00	-17.44	15.78	3	Vertical	158	1.29	-

802.11ac VHT40_Nss1,(MCS0)_2TX

5550MHz_TX

13/03/2019

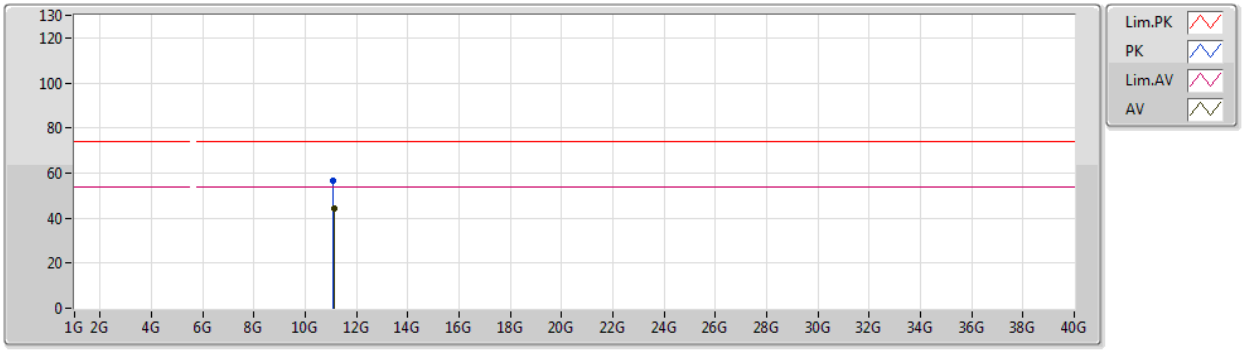

Type	Freq	Level	Limit	Margin	Factor	Dist	Condition	Azimuth	Height	Comment
	(Hz)	(dBuV/m)	(dBuV/m)	(dB)	(dB)	(m)		(°)	(m)	
AV	11.1096G	44.13	54.00	-9.87	15.76	3	Horizontal	261	2.32	-
PK	11.09694G	56.56	74.00	-17.44	15.77	3	Horizontal	261	2.32	-

802.11ac VHT40_Nss1,(MCS0)_2TX

5670MHz_TX

13/03/2019

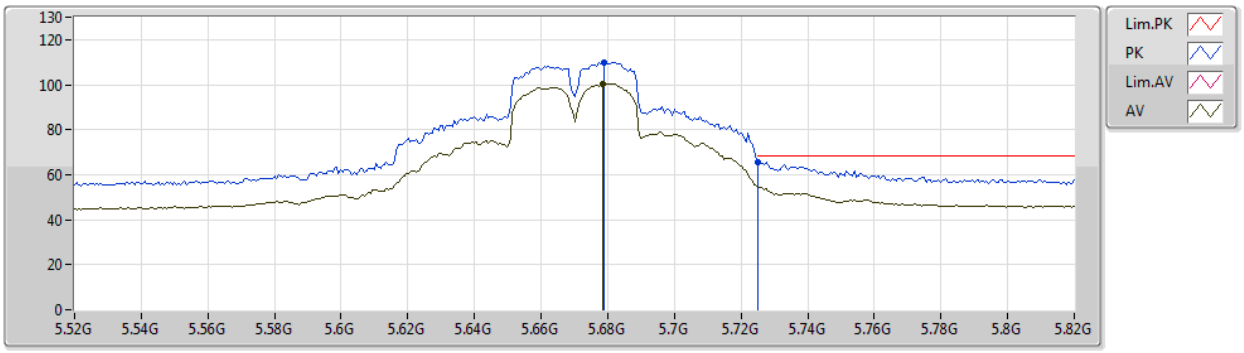

Type	Freq	Level	Limit	Margin	Factor	Dist	Condition	Azimuth	Height	Comment
	(Hz)	(dBuV/m)	(dBuV/m)	(dB)	(dB)	(m)		(°)	(m)	
AV	5.6784G	100.24	Inf	-Inf	4.96	3	Vertical	48	2.24	-
PK	5.679G	109.96	Inf	-Inf	4.96	3	Vertical	48	2.24	-
PK	5.7252G	65.57	68.20	-2.63	5.08	3	Vertical	48	2.24	-

802.11ac VHT40_Nss1,(MCS0)_2TX

5670MHz_TX

13/03/2019

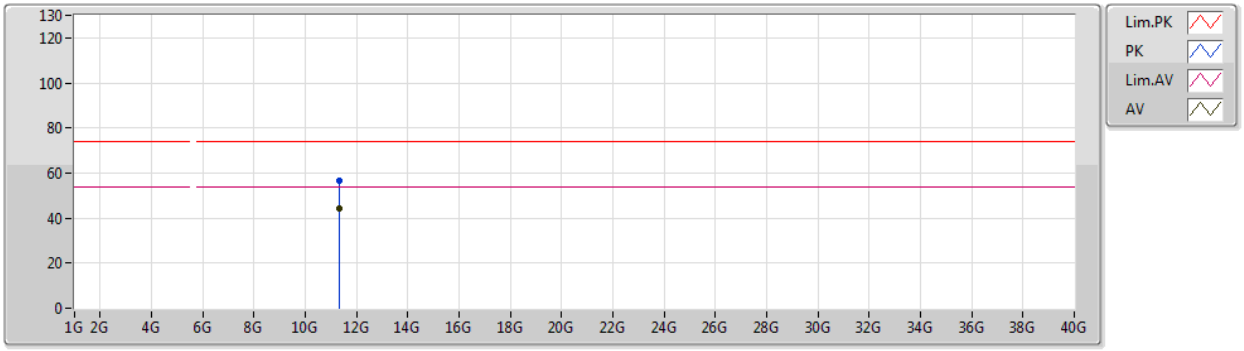

Type	Freq	Level	Limit	Margin	Factor	Dist	Condition	Azimuth	Height	Comment
	(Hz)	(dBuV/m)	(dBuV/m)	(dB)	(dB)	(m)		(°)	(m)	
AV	11.35176G	44.33	54.00	-9.67	15.44	3	Vertical	103	1.28	-
PK	11.3391G	56.67	74.00	-17.33	15.46	3	Vertical	103	1.28	-

802.11ac VHT40_Nss1,(MCS0)_2TX

5670MHz_TX

13/03/2019

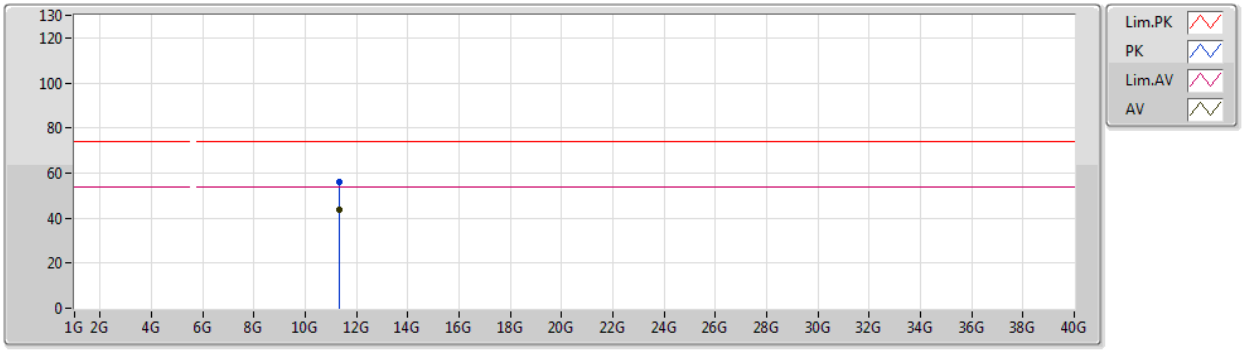

Type	Freq	Level	Limit	Margin	Factor	Dist	Condition	Azimuth	Height	Comment
	(Hz)	(dBuV/m)	(dBuV/m)	(dB)	(dB)	(m)		(°)	(m)	
AV	11.33676G	43.96	54.00	-10.04	15.45	3	Horizontal	134	1.42	-
PK	11.3511G	56.26	74.00	-17.74	15.44	3	Horizontal	134	1.42	-

802.11ac VHT40_Nss1,(MCS0)_2TX

5710MHz Straddle 5.47-5.725GHz_TX

13/03/2019

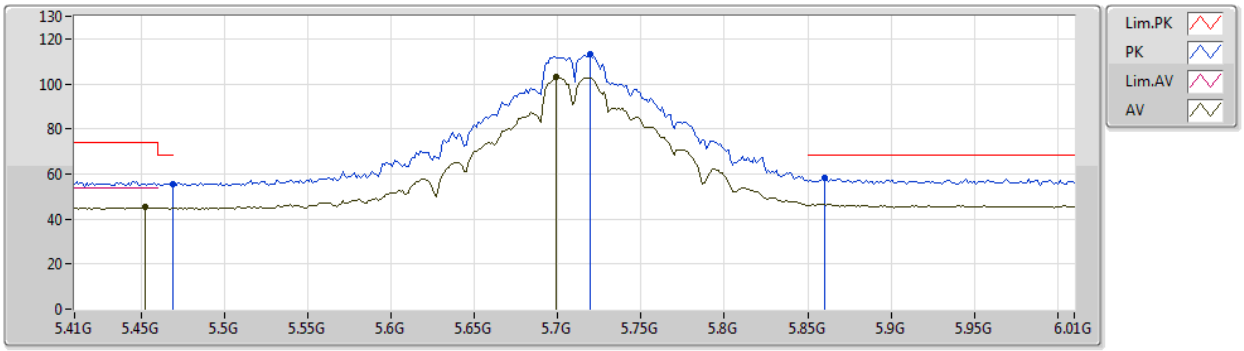

Type	Freq	Level	Limit	Margin	Factor	Dist	Condition	Azimuth	Height	Comment
	(Hz)	(dBuV/m)	(dBuV/m)	(dB)	(dB)	(m)		(°)	(m)	
AV	5.452G	45.20	54.00	-8.80	4.52	3	Vertical	195	1.26	-
AV	5.6992G	102.88	Inf	-Inf	5.02	3	Vertical	195	1.26	-
PK	5.4688G	55.55	68.20	-12.65	4.54	3	Vertical	195	1.26	-
PK	5.7196G	113.14	Inf	-Inf	5.07	3	Vertical	195	1.26	-
PK	5.86G	58.20	68.20	-10.00	5.32	3	Vertical	195	1.26	-

802.11ac VHT40_Nss1,(MCS0)_2TX

5710MHz Straddle 5.47-5.725GHz_TX

13/03/2019

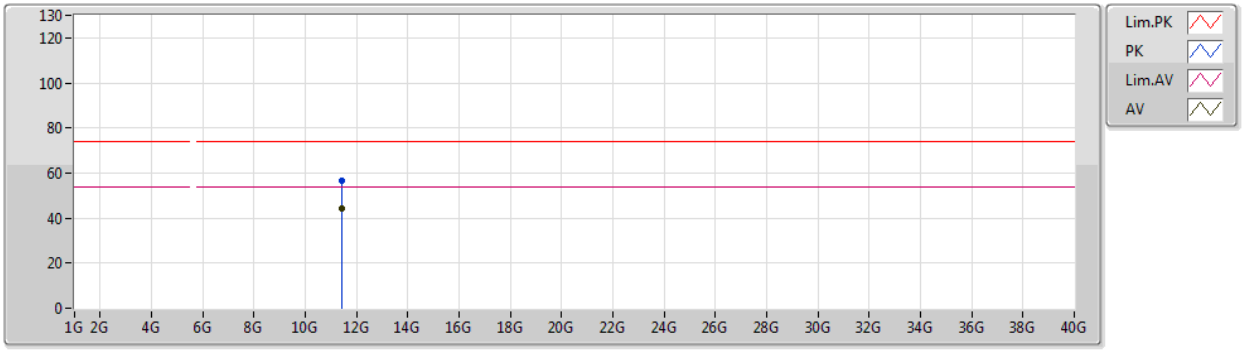

Type	Freq	Level	Limit	Margin	Factor	Dist	Condition	Azimuth	Height	Comment
	(Hz)	(dBuV/m)	(dBuV/m)	(dB)	(dB)	(m)		(°)	(m)	
AV	11.42582G	44.11	54.00	-9.89	15.33	3	Vertical	94	1.42	-
PK	11.43452G	56.73	74.00	-17.27	15.31	3	Vertical	94	1.42	-

802.11ac VHT40_Nss1,(MCS0)_2TX

5710MHz Straddle 5.47-5.725GHz_TX

13/03/2019

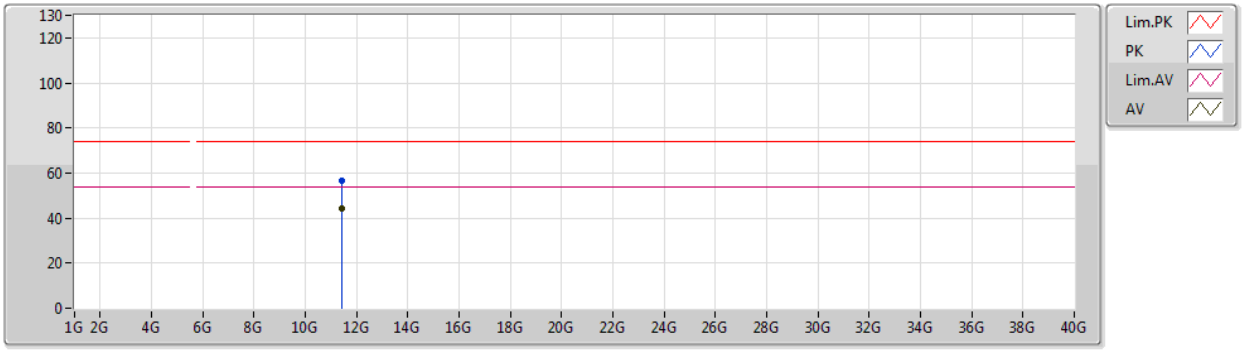

Type	Freq	Level	Limit	Margin	Factor	Dist	Condition	Azimuth	Height	Comment
	(Hz)	(dBuV/m)	(dBuV/m)	(dB)	(dB)	(m)		(°)	(m)	
AV	11.4257G	43.99	54.00	-10.01	15.33	3	Horizontal	60	1.85	-
PK	11.43116G	56.67	74.00	-17.33	15.32	3	Horizontal	60	1.85	-

802.11ac VHT40_Nss1,(MCS0)_2TX

5755MHz_TX

13/03/2019

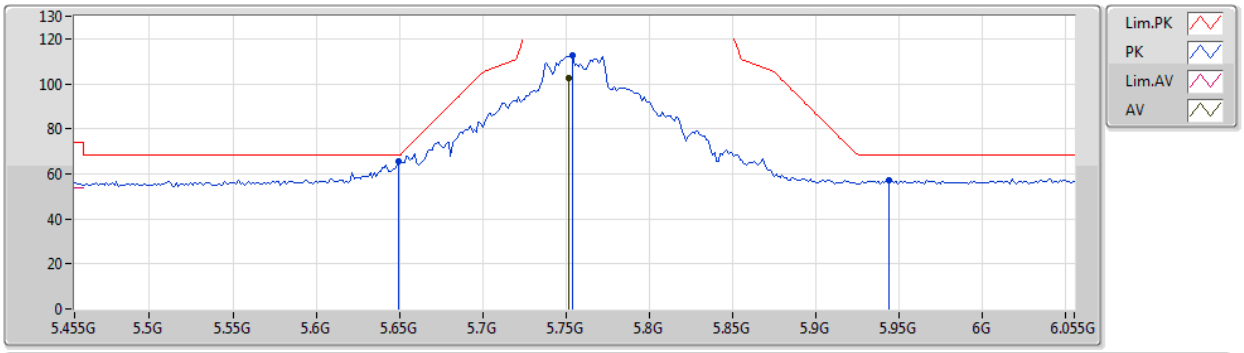

Type	Freq	Level	Limit	Margin	Factor	Dist	Condition	Azimuth	Height	Comment
	(Hz)	(dBuV/m)	(dBuV/m)	(dB)	(dB)	(m)		(°)	(m)	
AV	5.7514G	102.67	Inf	-Inf	5.14	3	Vertical	45	2.23	-
PK	5.6494G	65.74	68.20	-2.46	4.89	3	Vertical	45	2.23	-
PK	5.7538G	112.41	Inf	-Inf	5.15	3	Vertical	45	2.23	-
PK	5.9434G	57.10	68.20	-11.10	5.40	3	Vertical	45	2.23	-

802.11ac VHT40_Nss1,(MCS0)_2TX

5755MHz_TX

13/03/2019

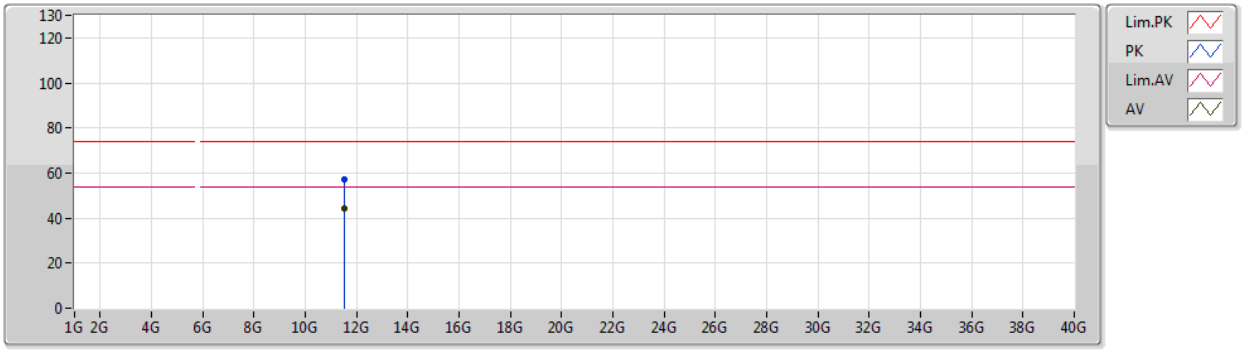

Type	Freq	Level	Limit	Margin	Factor	Dist	Condition	Azimuth	Height	Comment
	(Hz)	(dBuV/m)	(dBuV/m)	(dB)	(dB)	(m)		(°)	(m)	
AV	11.5169G	44.15	54.00	-9.85	15.21	3	Vertical	245	1.74	-
PK	11.50928G	56.92	74.00	-17.08	15.22	3	Vertical	245	1.74	-

802.11ac VHT40_Nss1,(MCS0)_2TX

5755MHz_TX

13/03/2019

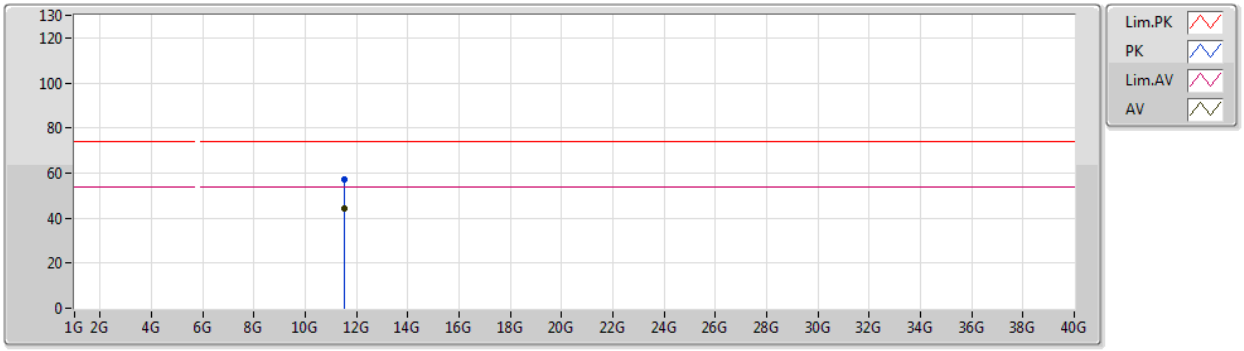

Type	Freq	Level	Limit	Margin	Factor	Dist	Condition	Azimuth	Height	Comment
	(Hz)	(dBuV/m)	(dBuV/m)	(dB)	(dB)	(m)		(°)	(m)	
AV	11.50448G	44.40	54.00	-9.60	15.22	3	Horizontal	23	1.13	-
PK	11.51888G	57.02	74.00	-16.98	15.20	3	Horizontal	23	1.13	-

802.11ac VHT40_Nss1,(MCS0)_2TX

5795MHz_TX

13/03/2019

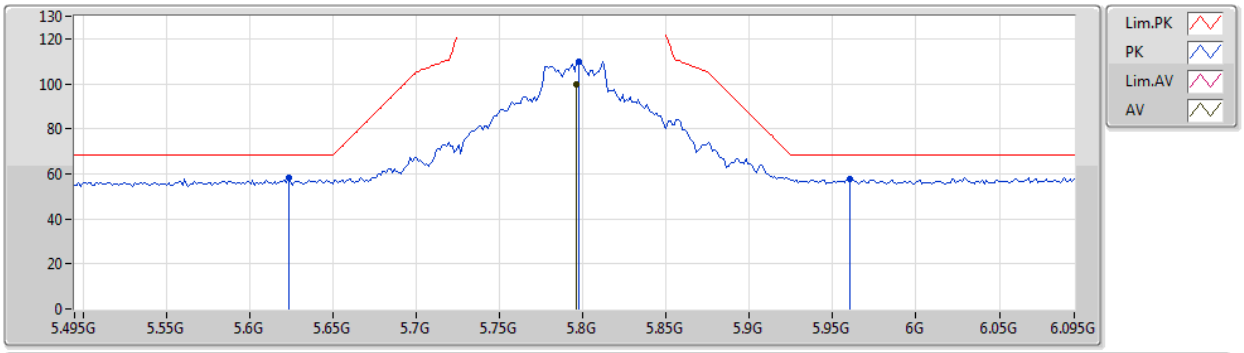

Type	Freq	Level	Limit	Margin	Factor	Dist	Condition	Azimuth	Height	Comment
	(Hz)	(dBuV/m)	(dBuV/m)	(dB)	(dB)	(m)		(°)	(m)	
AV	5.7962G	99.94	Inf	-Inf	5.25	3	Vertical	49	2.15	-
PK	5.6234G	58.00	68.20	-10.20	4.83	3	Vertical	49	2.15	-
PK	5.7974G	110.07	Inf	-Inf	5.26	3	Vertical	49	2.15	-
PK	5.9606G	57.86	68.20	-10.34	5.42	3	Vertical	49	2.15	-

802.11ac VHT40_Nss1,(MCS0)_2TX

5795MHz_TX

13/03/2019

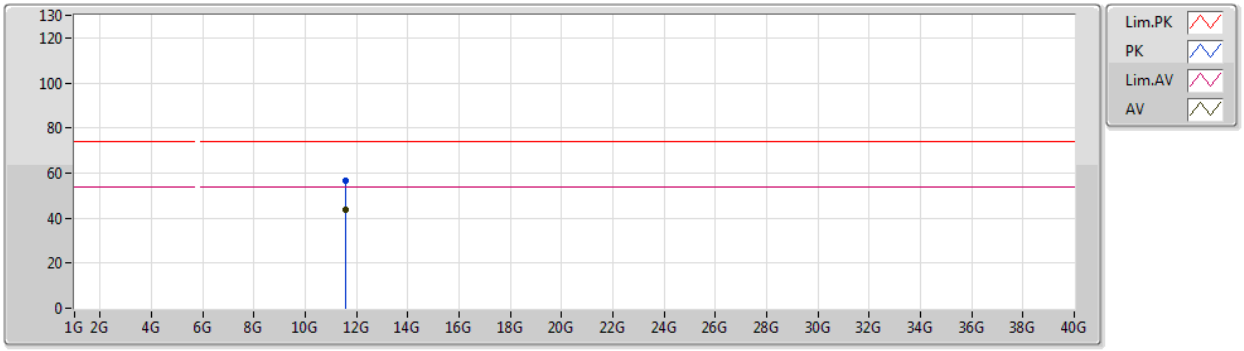

Type	Freq	Level	Limit	Margin	Factor	Dist	Condition	Azimuth	Height	Comment
	(Hz)	(dBuV/m)	(dBuV/m)	(dB)	(dB)	(m)		(°)	(m)	
AV	11.58526G	43.96	54.00	-10.04	15.11	3	Vertical	130	1.34	-
PK	11.58916G	56.53	74.00	-17.47	15.11	3	Vertical	130	1.34	-

802.11ac VHT40_Nss1,(MCS0)_2TX

5795MHz_TX

13/03/2019

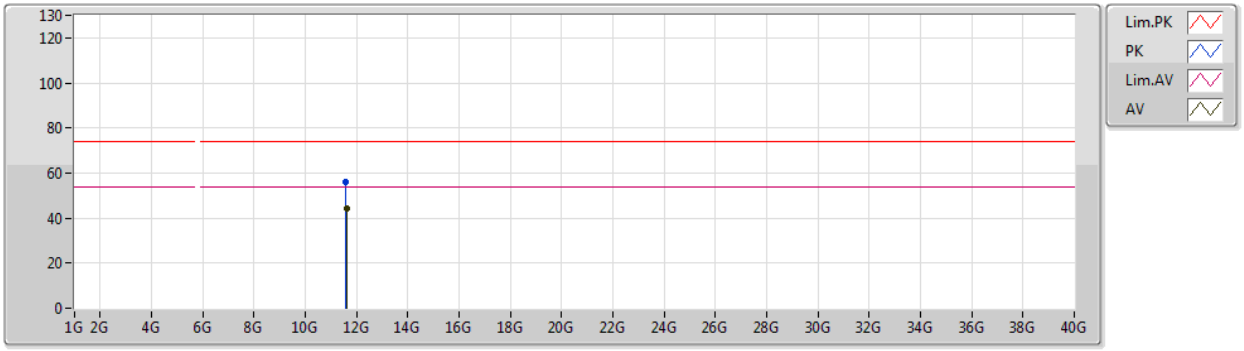

Type	Freq	Level	Limit	Margin	Factor	Dist	Condition	Azimuth	Height	Comment
	(Hz)	(dBuV/m)	(dBuV/m)	(dB)	(dB)	(m)		(°)	(m)	
AV	11.60308G	44.28	54.00	-9.72	15.10	3	Horizontal	207	1.56	-
PK	11.587G	56.31	74.00	-17.69	15.11	3	Horizontal	207	1.56	-

802.11ac VHT80_Nss1,(MCS0)_2TX

5210MHz_TX

13/03/2019

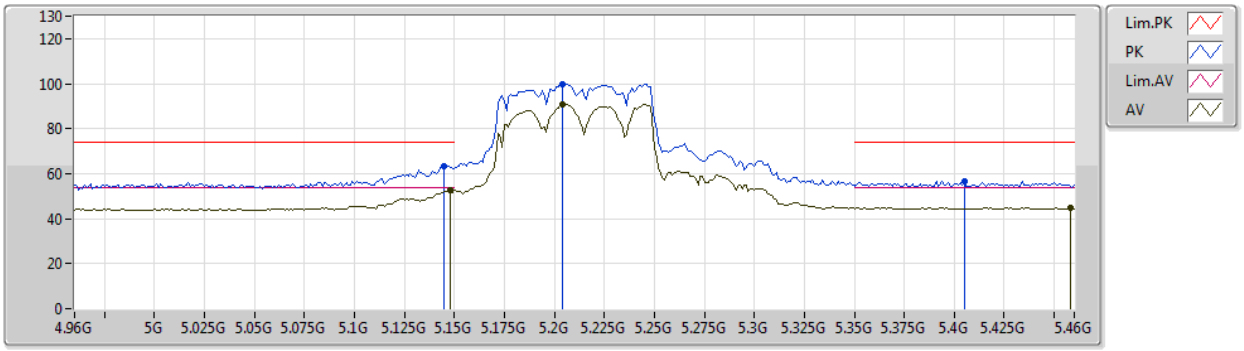

Type	Freq	Level	Limit	Margin	Factor	Dist	Condition	Azimuth	Height	Comment
	(Hz)	(dBuV/m)	(dBuV/m)	(dB)	(dB)	(m)		(°)	(m)	
AV	5.148G	52.49	54.00	-1.51	4.13	3	Vertical	50	1.50	-
AV	5.204G	90.99	Inf	-Inf	4.21	3	Vertical	50	1.50	-
AV	5.458G	45.00	54.00	-9.00	4.52	3	Vertical	50	1.50	-
PK	5.145G	63.53	74.00	-10.47	4.13	3	Vertical	50	1.50	-
PK	5.204G	99.90	Inf	-Inf	4.21	3	Vertical	50	1.50	-
PK	5.405G	56.85	74.00	-17.15	4.45	3	Vertical	50	1.50	-

802.11ac VHT80_Nss1,(MCS0)_2TX

5210MHz_TX

13/03/2019

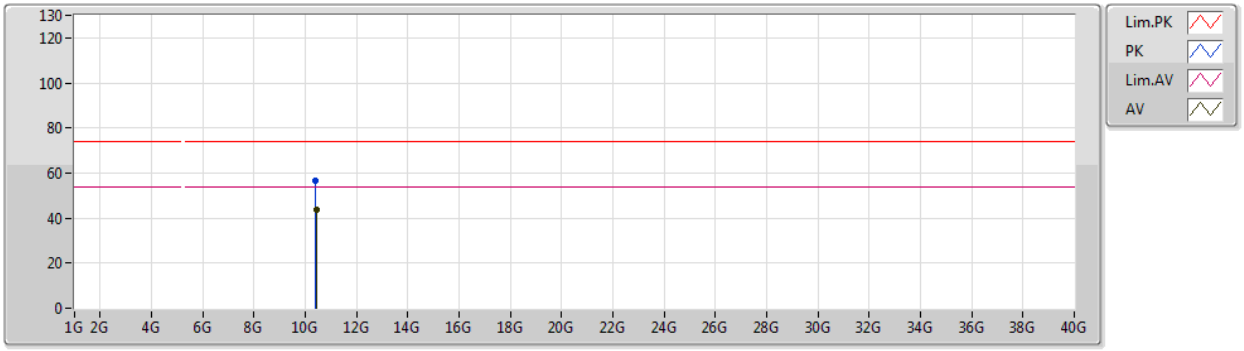

Type	Freq	Level	Limit	Margin	Factor	Dist	Condition	Azimuth	Height	Comment
	(Hz)	(dBuV/m)	(dBuV/m)	(dB)	(dB)	(m)		(°)	(m)	
AV	10.41928G	43.76	54.00	-10.24	14.44	3	Vertical	52	2.15	-
PK	10.4113G	56.54	74.00	-17.46	14.42	3	Vertical	52	2.15	-

802.11ac VHT80_Nss1,(MCS0)_2TX

5210MHz_TX

13/03/2019

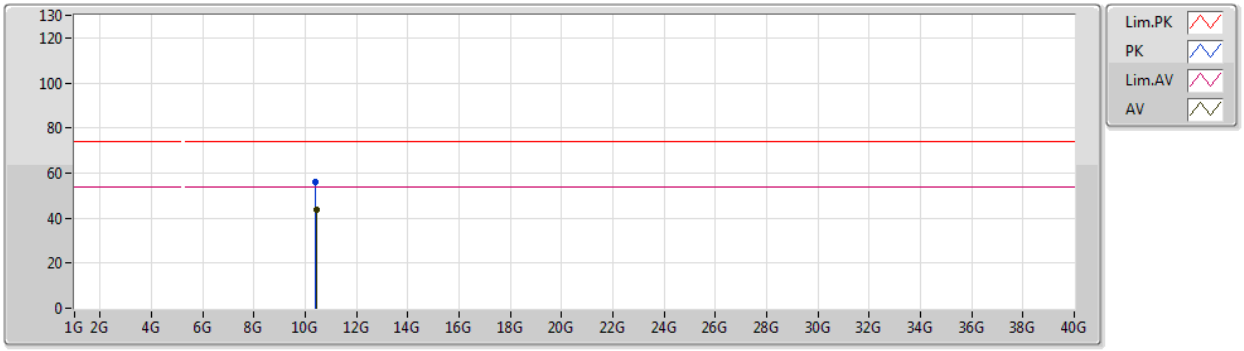

Type	Freq	Level	Limit	Margin	Factor	Dist	Condition	Azimuth	Height	Comment
	(Hz)	(dBuV/m)	(dBuV/m)	(dB)	(dB)	(m)		(°)	(m)	
AV	10.42384G	43.65	54.00	-10.35	14.44	3	Horizontal	210	2.49	-
PK	10.40866G	56.30	74.00	-17.70	14.41	3	Horizontal	210	2.49	-

802.11ac VHT80_Nss1,(MCS0)_2TX

5290MHz_TX

13/03/2019

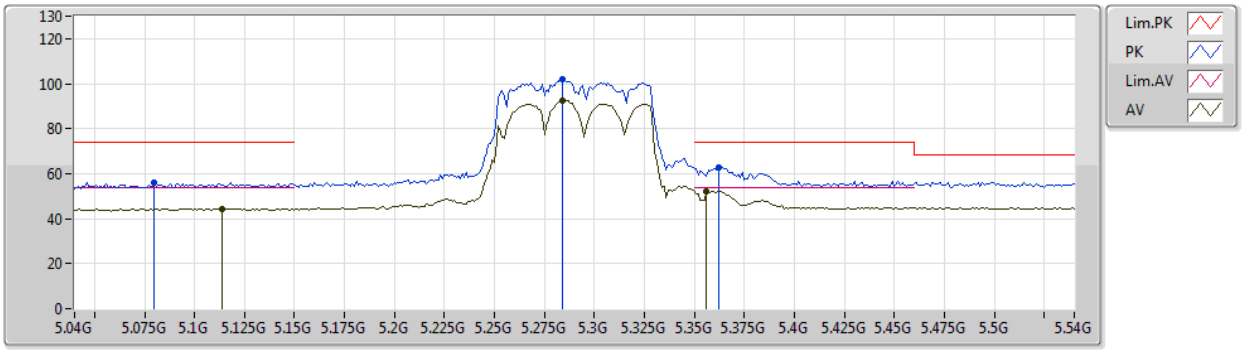

Type	Freq	Level	Limit	Margin	Factor	Dist	Condition	Azimuth	Height	Comment
	(Hz)	(dBuV/m)	(dBuV/m)	(dB)	(dB)	(m)		(°)	(m)	
AV	5.114G	44.53	54.00	-9.47	4.09	3	Vertical	50	2.20	-
AV	5.284G	92.73	Inf	-Inf	4.31	3	Vertical	50	2.20	-
AV	5.356G	52.38	54.00	-1.62	4.40	3	Vertical	50	2.20	-
PK	5.08G	56.02	74.00	-17.98	4.04	3	Vertical	50	2.20	-
PK	5.284G	101.91	Inf	-Inf	4.31	3	Vertical	50	2.20	-
PK	5.362G	62.56	74.00	-11.44	4.41	3	Vertical	50	2.20	-

802.11ac VHT80_Nss1,(MCS0)_2TX

5290MHz_TX

13/03/2019

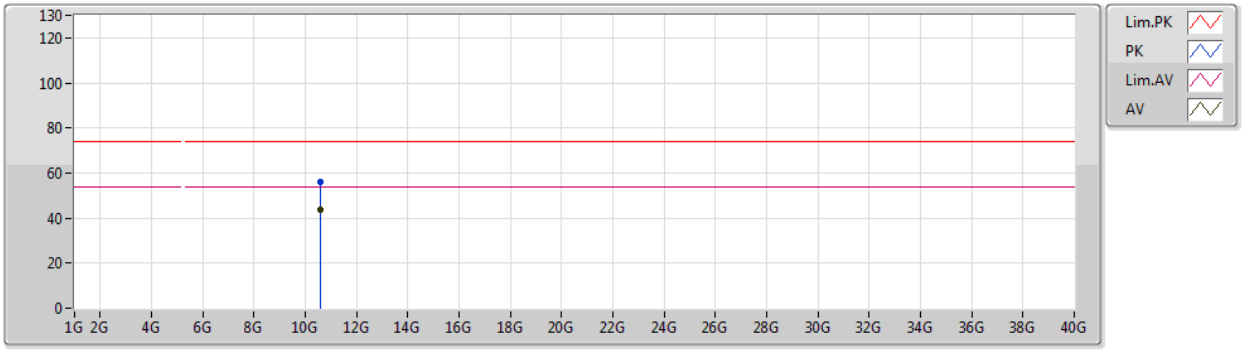

Type	Freq	Level	Limit	Margin	Factor	Dist	Condition	Azimuth	Height	Comment
	(Hz)	(dBuV/m)	(dBuV/m)	(dB)	(dB)	(m)		(°)	(m)	
AV	10.5683G	43.68	54.00	-10.32	14.82	3	Vertical	255	1.48	-
PK	10.57886G	56.00	74.00	-18.00	14.84	3	Vertical	255	1.48	-

802.11ac VHT80_Nss1,(MCS0)_2TX

5290MHz_TX

13/03/2019

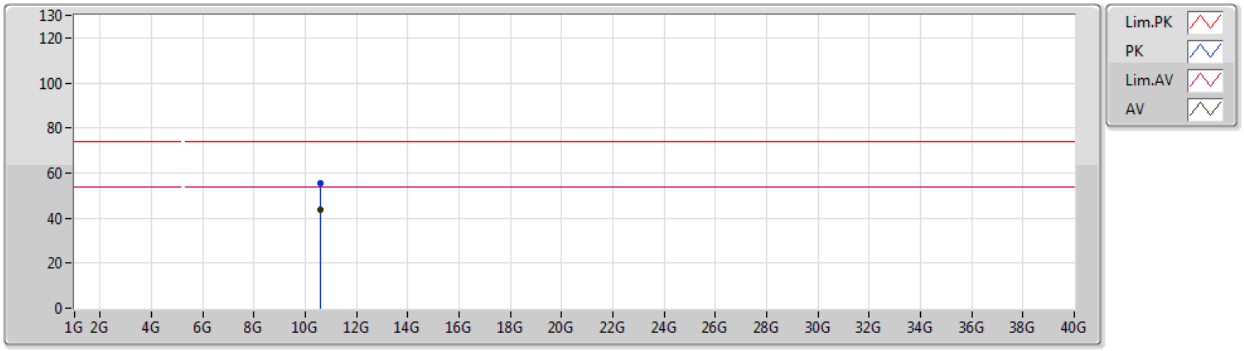

Type	Freq	Level	Limit	Margin	Factor	Dist	Condition	Azimuth	Height	Comment
	(Hz)	(dBuV/m)	(dBuV/m)	(dB)	(dB)	(m)		(°)	(m)	
AV	10.56596G	43.80	54.00	-10.20	14.81	3	Horizontal	202	1.53	-
PK	10.5866G	55.69	74.00	-18.31	14.86	3	Horizontal	202	1.53	-

802.11ac VHT80_Nss1,(MCS0)_2TX

5530MHz_TX

13/03/2019

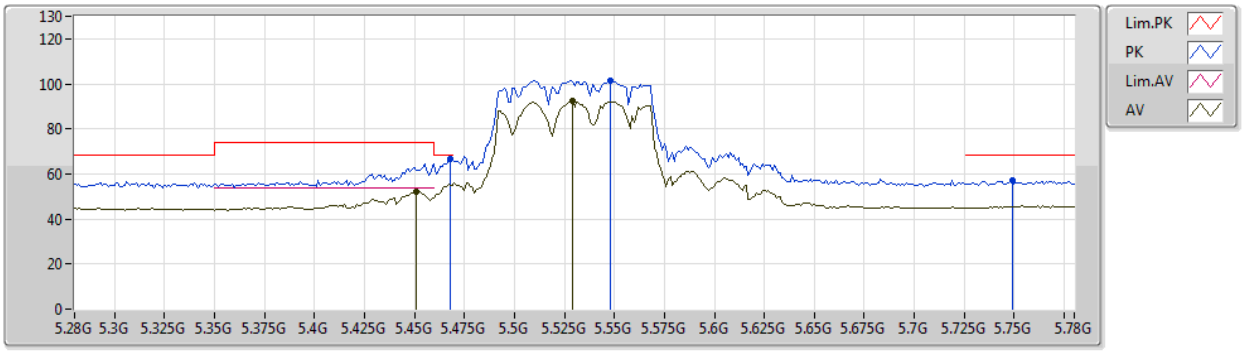

Type	Freq	Level	Limit	Margin	Factor	Dist	Condition	Azimuth	Height	Comment
	(Hz)	(dBuV/m)	(dBuV/m)	(dB)	(dB)	(m)		(°)	(m)	
AV	5.451G	52.22	54.00	-1.78	4.52	3	Vertical	0	2.20	-
AV	5.529G	92.71	Inf	-Inf	4.63	3	Vertical	0	2.20	-
PK	5.468G	66.41	68.20	-1.79	4.54	3	Vertical	0	2.20	-
PK	5.548G	101.61	Inf	-Inf	4.67	3	Vertical	0	2.20	-
PK	5.749G	57.43	68.20	-10.77	5.14	3	Vertical	0	2.20	-

802.11ac VHT80_Nss1,(MCS0)_2TX

5530MHz_TX

13/03/2019

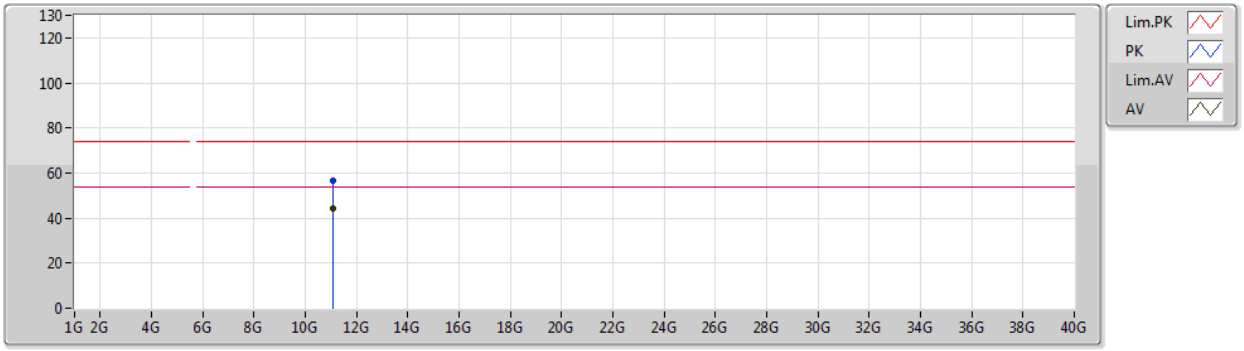

Type	Freq	Level	Limit	Margin	Factor	Dist	Condition	Azimuth	Height	Comment
	(Hz)	(dBuV/m)	(dBuV/m)	(dB)	(dB)	(m)		(°)	(m)	
AV	11.05814G	44.06	54.00	-9.94	15.83	3	Vertical	208	1.65	-
PK	11.075G	56.62	74.00	-17.38	15.80	3	Vertical	208	1.65	-

802.11ac VHT80_Nss1,(MCS0)_2TX

5530MHz_TX

13/03/2019

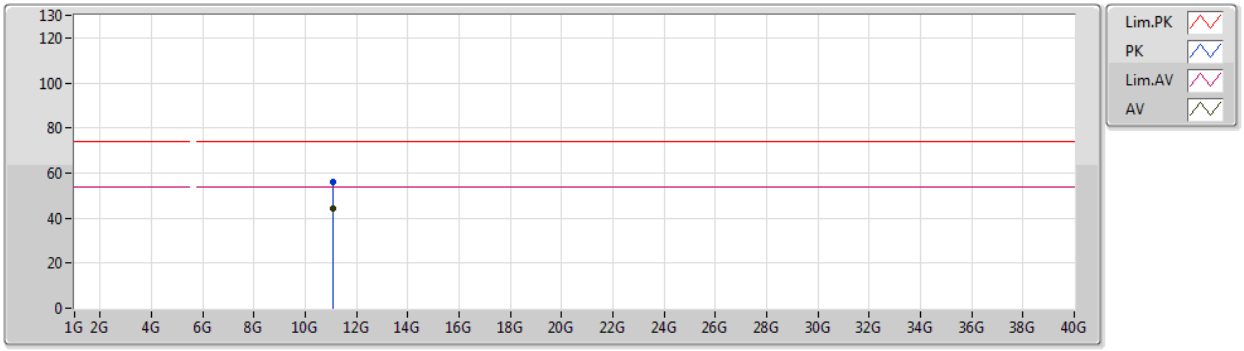

Type	Freq	Level	Limit	Margin	Factor	Dist	Condition	Azimuth	Height	Comment
	(Hz)	(dBuV/m)	(dBuV/m)	(dB)	(dB)	(m)		(°)	(m)	
AV	11.0714G	44.11	54.00	-9.89	15.81	3	Horizontal	147	1.37	-
PK	11.06516G	56.29	74.00	-17.71	15.82	3	Horizontal	147	1.37	-

802.11ac VHT80_Nss1,(MCS0)_2TX

5690MHz Straddle 5.47-5.725GHz_TX

13/03/2019

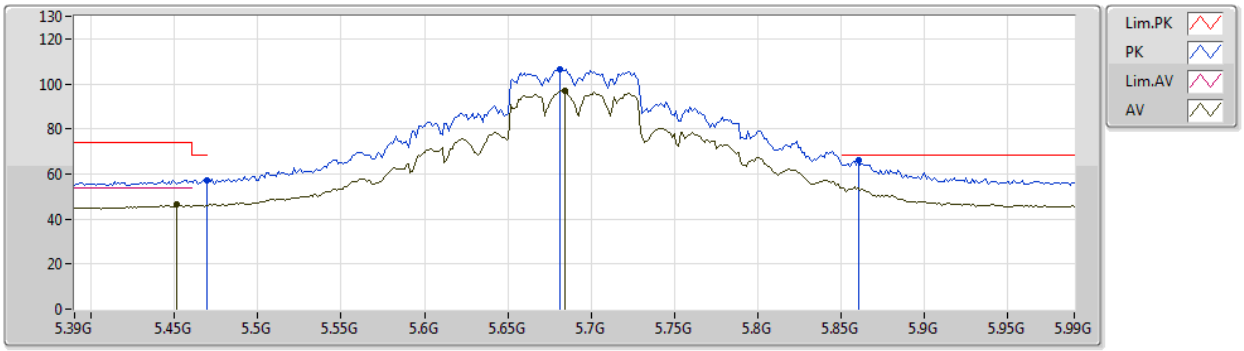

Type	Freq	Level	Limit	Margin	Factor	Dist	Condition	Azimuth	Height	Comment
	(Hz)	(dBuV/m)	(dBuV/m)	(dB)	(dB)	(m)		(°)	(m)	
AV	5.4512G	46.30	54.00	-7.70	4.52	3	Vertical	193	1.28	-
AV	5.684G	97.12	Inf	-Inf	4.98	3	Vertical	193	1.28	-
PK	5.4692G	57.16	68.20	-11.04	4.54	3	Vertical	193	1.28	-
PK	5.6816G	106.71	Inf	-Inf	4.97	3	Vertical	193	1.28	-
PK	5.8604G	66.32	68.20	-1.88	5.32	3	Vertical	193	1.28	-

802.11ac VHT80_Nss1,(MCS0)_2TX

5690MHz Straddle 5.47-5.725GHz_TX

13/03/2019

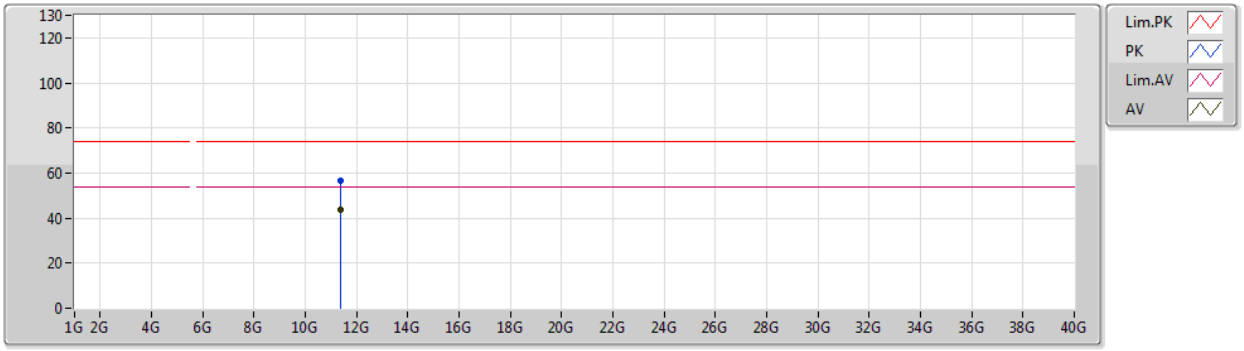

Type	Freq	Level	Limit	Margin	Factor	Dist	Condition	Azimuth	Height	Comment
	(Hz)	(dBuV/m)	(dBuV/m)	(dB)	(dB)	(m)		(°)	(m)	
AV	11.37754G	43.98	54.00	-10.02	15.40	3	Vertical	156	1.35	-
PK	11.36752G	56.65	74.00	-17.35	15.41	3	Vertical	156	1.35	-

802.11ac VHT80_Nss1,(MCS0)_2TX

5690MHz Straddle 5.47-5.725GHz_TX

13/03/2019

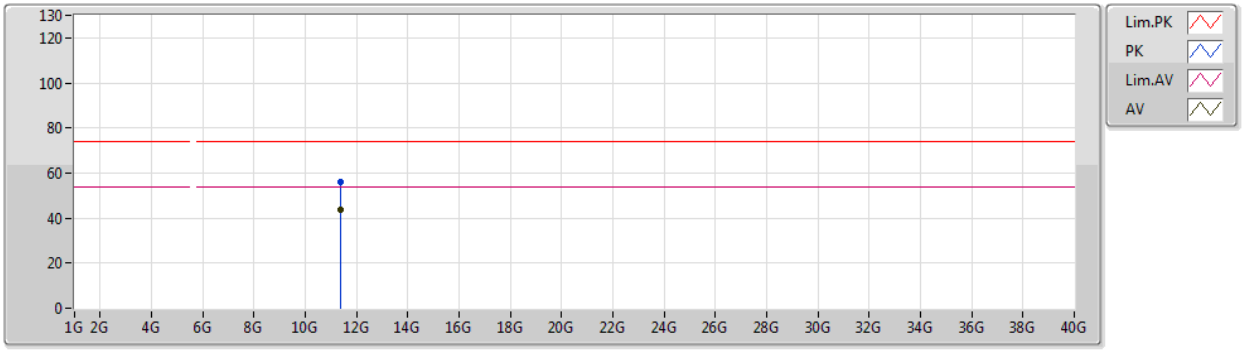

Type	Freq	Level	Limit	Margin	Factor	Dist	Condition	Azimuth	Height	Comment
	(Hz)	(dBuV/m)	(dBuV/m)	(dB)	(dB)	(m)		(°)	(m)	
AV	11.38726G	43.95	54.00	-10.05	15.39	3	Horizontal	83	1.15	-
PK	11.3743G	55.97	74.00	-18.03	15.41	3	Horizontal	83	1.15	-

802.11ac VHT80_Nss1,(MCS0)_2TX

5775MHz_TX

13/03/2019

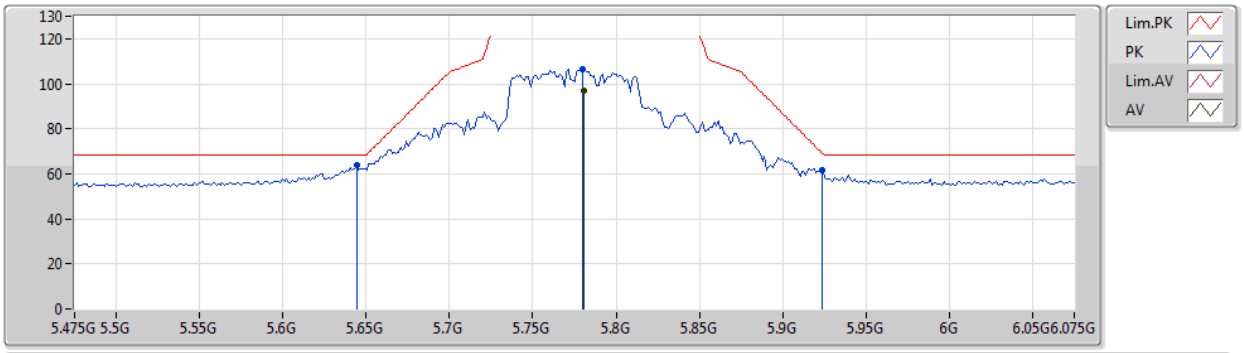

Type	Freq	Level	Limit	Margin	Factor	Dist	Condition	Azimuth	Height	Comment
	(Hz)	(dBuV/m)	(dBuV/m)	(dB)	(dB)	(m)		(°)	(m)	
AV	5.781G	97.11	Inf	-Inf	5.22	3	Vertical	45	1.01	-
PK	5.6442G	63.80	68.20	-4.40	4.88	3	Vertical	45	1.01	-
PK	5.7798G	106.65	Inf	-Inf	5.21	3	Vertical	45	1.01	-
PK	5.9238G	61.91	69.09	-7.18	5.39	3	Vertical	45	1.01	-

802.11ac VHT80_Nss1,(MCS0)_2TX

5775MHz_TX

13/03/2019

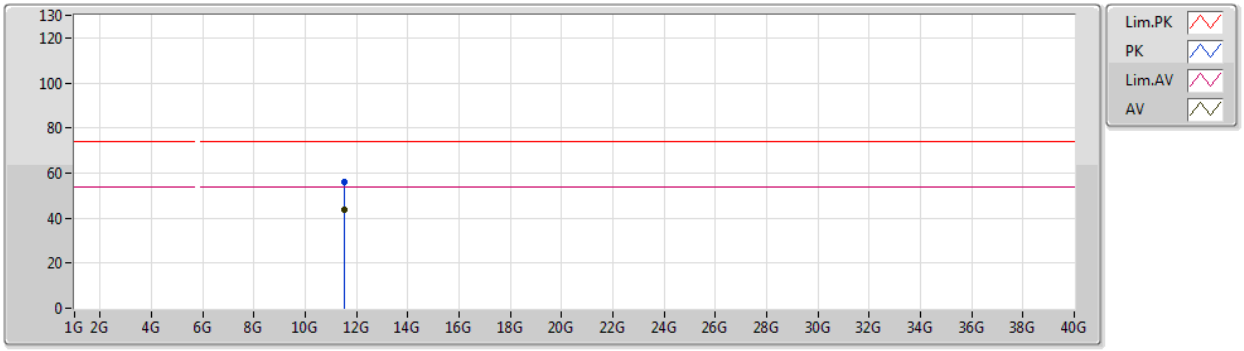

Type	Freq	Level	Limit	Margin	Factor	Dist	Condition	Azimuth	Height	Comment
	(Hz)	(dBuV/m)	(dBuV/m)	(dB)	(dB)	(m)		(°)	(m)	
AV	11.54904G	43.92	54.00	-10.08	15.16	3	Vertical	265	2.04	-
PK	11.54664G	55.79	74.00	-18.21	15.16	3	Vertical	265	2.04	-

802.11ac VHT80_Nss1,(MCS0)_2TX

5775MHz_TX

13/03/2019

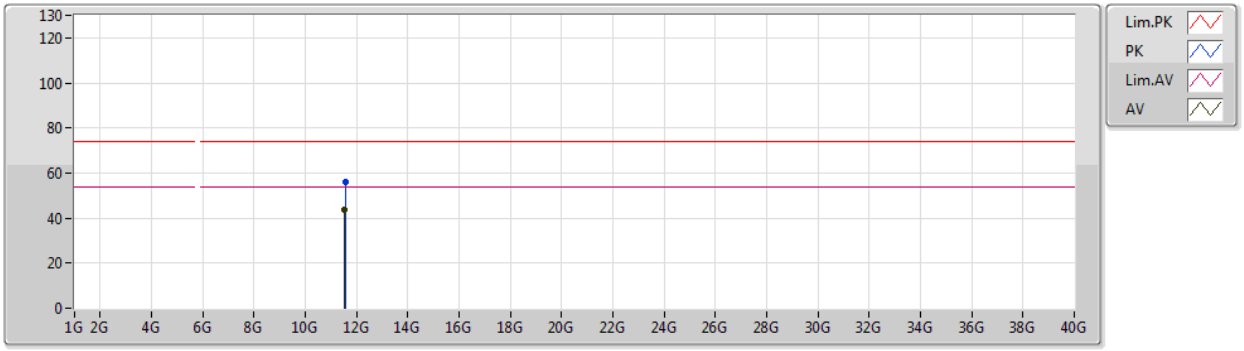

Type	Freq	Level	Limit	Margin	Factor	Dist	Condition	Azimuth	Height	Comment
	(Hz)	(dBuV/m)	(dBuV/m)	(dB)	(dB)	(m)		(°)	(m)	
AV	11.53974G	43.80	54.00	-10.20	15.17	3	Horizontal	271	1.61	-
PK	11.55306G	56.17	74.00	-17.83	15.16	3	Horizontal	271	1.61	-