Mode	29	
	Band Edge	
	U-NII-2C_5.47-5.725_802.11ax HE20_CH100_Partial RU 106/53_5500MHz	
ANT	1	
Pol.	Horizontal	Fundamental
Peak	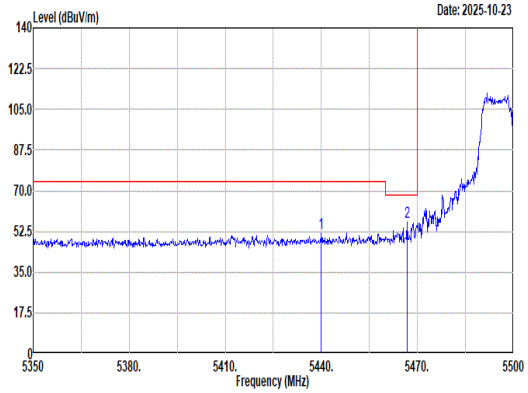 Site : 03CH23-HY Condition: PEAK_BE(UNII)_B3 3m DRH18-E_LE2C05A18EN_250702 HORIZONTAL : RBW:1000.000kHz VBW:3000.000kHz SWT:Auto Freq Level Limit Line Margin Read Level Ant Factor Cable Loss Preamp Factor Aux Factor APos TPos Remark MHz dBuV/m dBuV/m dB dBuV dB/m dB dB dB cm deg 1 5440.00 51.86 74.00 -22.14 38.27 32.68 10.88 33.48 3.51 100 280 Peak 2 5466.70 56.73 68.20 -11.47 43.10 32.73 10.93 33.55 3.52 100 280 Peak	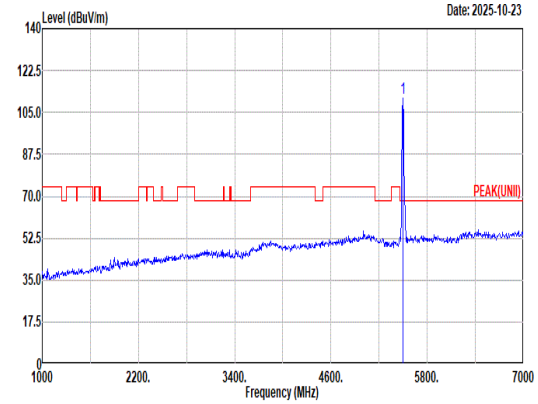 Site : 03CH23-HY Condition: PEAK(UNII) 3m DRH18-E_LE2C05A18EN_250702 HORIZONTAL : RBW:1000.000kHz VBW:3000.000kHz SWT:Auto Freq Level Limit Line Margin Read Level Ant Factor Cable Loss Preamp Factor Aux Factor APos TPos Remark MHz dBuV/m dBuV/m dB dBuV dB/m dB dB dB cm deg 1 5500.00 110.72 ------ ------ 97.07 32.79 10.97 33.63 3.52 100 280 Peak
Avg	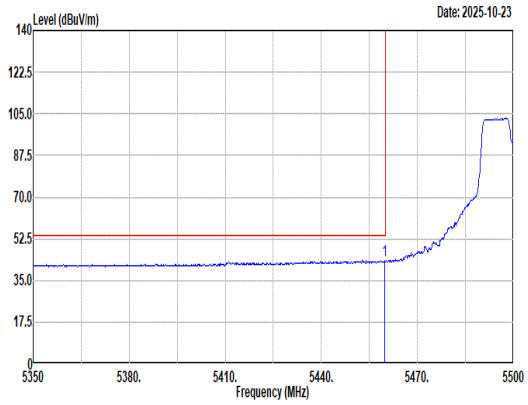 Site : 03CH23-HY Condition: AVG_BE(UNII)_B3 3m DRH18-E_LE2C05A18EN_250702 HORIZONTAL : RBW:1000.000kHz VBW:2.000kHz SWT:Auto Freq Level Limit Line Margin Read Level Ant Factor Cable Loss Preamp Factor Aux Factor APos TPos Remark MHz dBuV/m dBuV/m dB dBuV dB/m dB dB dB cm deg 1 5459.80 43.24 54.00 -10.76 29.64 32.72 10.91 33.54 3.51 100 280 Average	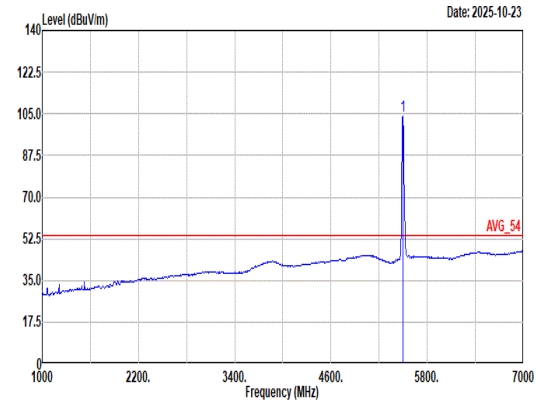 Site : 03CH23-HY Condition: AVG_54 3m DRH18-E_LE2C05A18EN_250702 HORIZONTAL : RBW:1000.000kHz VBW:2.000kHz SWT:Auto Freq Level Limit Line Margin Read Level Ant Factor Cable Loss Preamp Factor Aux Factor APos TPos Remark MHz dBuV/m dBuV/m dB dBuV dB/m dB dB dB cm deg 1 5500.00 104.30 ------ ------ 90.64 32.80 10.98 33.65 3.53 100 280 Average

Mode	29	
	Band Edge	
	U-NII-2C_5.47-5.725_802.11ax HE20_CH100_Partial RU 106/53_5500MHz	
ANT	1	
Pol.	Vertical	Fundamental
Peak	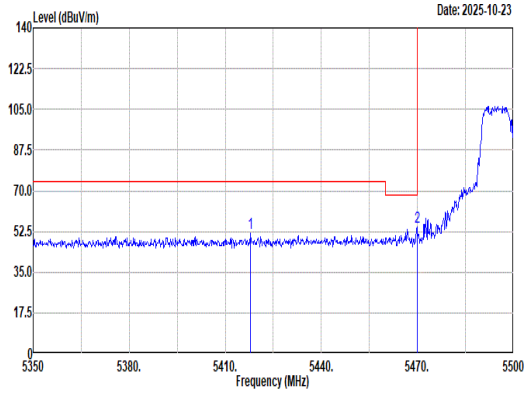 Site : 03CH23-HY Condition: PEAK_BE(UNII)_B3 3m DRH18-E_LE2C05A18EN_250702 VERTICAL : RBW:1000.000kHz VBW:3000.000kHz SWT:Auto Freq Level Limit Line Margin Read Level Ant Factor Cable Loss Preamp Factor Aux Factor APos TPos Remark MHz dBuV/m dBuV/m dB dBuV dB/m dB dB dB cm deg 1 5417.95 51.75 74.00 -22.25 38.19 32.64 10.84 33.42 3.50 300 69 Peak 2 5469.85 54.39 68.20 -13.81 40.76 32.74 10.93 33.56 3.52 300 69 Peak	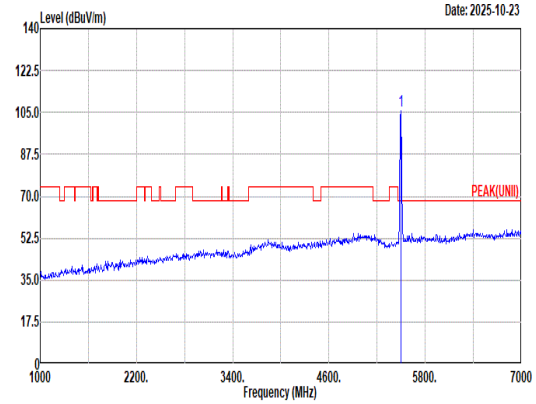 Site : 03CH23-HY Condition: PEAK(UNII) 3m DRH18-E_LE2C05A18EN_250702 VERTICAL : RBW:1000.000kHz VBW:3000.000kHz SWT:Auto Freq Level Limit Line Margin Read Level Ant Factor Cable Loss Preamp Factor Aux Factor APos TPos Remark MHz dBuV/m dBuV/m dB dBuV dB/m dB dB dB cm deg 1 5500.00 105.85 ------ ------ 92.20 32.79 10.97 33.63 3.52 300 69 Peak
Avg	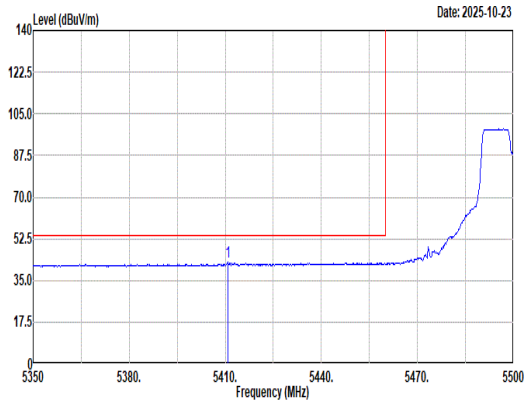 Site : 03CH23-HY Condition: AVG_BE(UNII)_B3 3m DRH18-E_LE2C05A18EN_250702 VERTICAL : RBW:1000.000kHz VBW:2.000kHz SWT:Auto Freq Level Limit Line Margin Read Level Ant Factor Cable Loss Preamp Factor Aux Factor APos TPos Remark MHz dBuV/m dBuV/m dB dBuV dB/m dB dB dB cm deg 1 5410.75 42.58 54.00 -11.42 29.02 32.62 10.83 33.39 3.50 300 69 Average	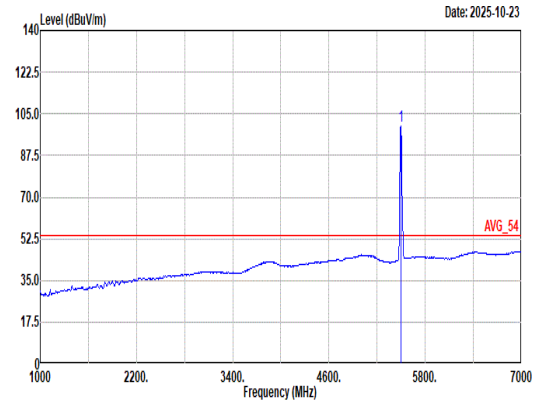 Site : 03CH23-HY Condition: AVG_54 3m DRH18-E_LE2C05A18EN_250702 VERTICAL : RBW:1000.000kHz VBW:2.000kHz SWT:Auto Freq Level Limit Line Margin Read Level Ant Factor Cable Loss Preamp Factor Aux Factor APos TPos Remark MHz dBuV/m dBuV/m dB dBuV dB/m dB dB dB cm deg 1 5500.00 99.85 ------ ------ 86.20 32.79 10.97 33.63 3.52 300 69 Average

Mode	30	
	Band Edge - L	
	U-NII-2C_5.47-5.725_802.11ax HE20_CH116_Full RU_5580MHz	
ANT	1	
Pol.	Horizontal	Fundamental
Peak	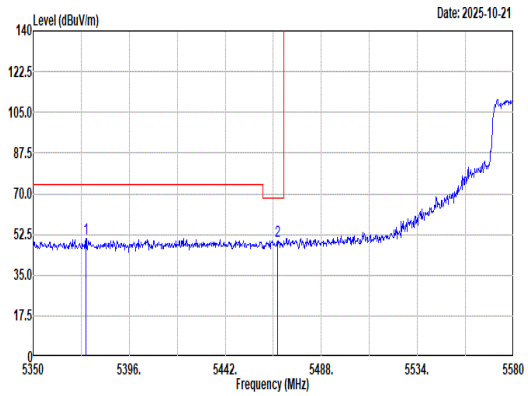 Site : 03CH23-HY Condition: PEAK_BE(UNII)_B3 3m DRH18-E_LE2C05A18EN_250702 HORIZONTAL : RBW:1000.000kHz VBW:3000.000kHz SWT:Auto Freq Level Limit Line Margin Read Level Ant Factor Cable Loss Preamp Factor Aux Factor APos TPos Remark MHz dBuV/m dBuV/m dB dBuV dB/m dB dB dB cm deg 1 5375.30 50.68 74.00 -23.32 37.15 32.55 10.78 33.29 3.49 100 281 Peak 2 5467.07 49.82 68.20 -18.38 36.20 32.73 10.93 33.56 3.52 100 281 Peak	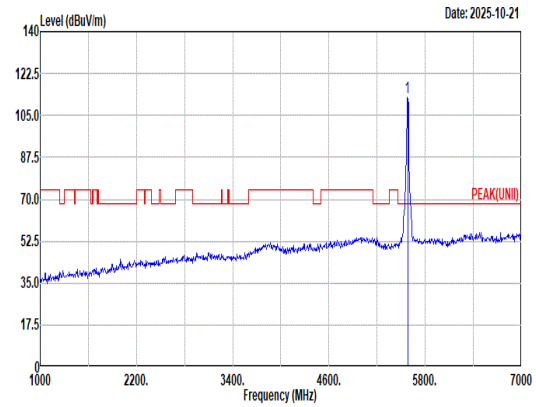 Site : 03CH23-HY Condition: PEAK(UNII) 3m DRH18-E_LE2C05A18EN_250702 HORIZONTAL : RBW:1000.000kHz VBW:3000.000kHz SWT:Auto Freq Level Limit Line Margin Read Level Ant Factor Cable Loss Preamp Factor Aux Factor APos TPos Remark MHz dBuV/m dBuV/m dB dBuV dB/m dB dB dB cm deg 1 5580.00 112.58 ------ ------ 98.51 33.16 11.12 33.75 3.54 100 281 Peak
Avg	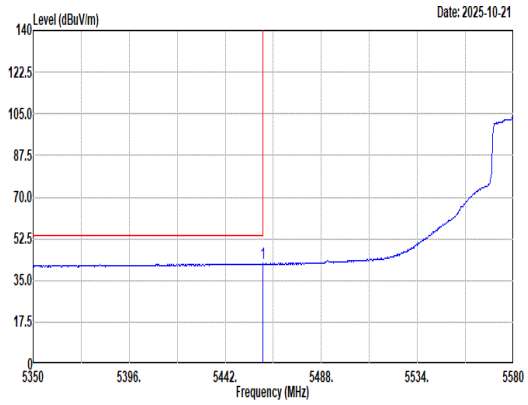 Site : 03CH23-HY Condition: AVG_BE(UNII)_B3 3m DRH18-E_LE2C05A18EN_250702 HORIZONTAL : RBW:1000.000kHz VBW:1.000kHz SWT:Auto Freq Level Limit Line Margin Read Level Ant Factor Cable Loss Preamp Factor Aux Factor APos TPos Remark MHz dBuV/m dBuV/m dB dBuV dB/m dB dB dB cm deg 1 5459.94 42.13 54.00 -11.87 28.53 32.72 10.91 33.54 3.51 100 281 Average	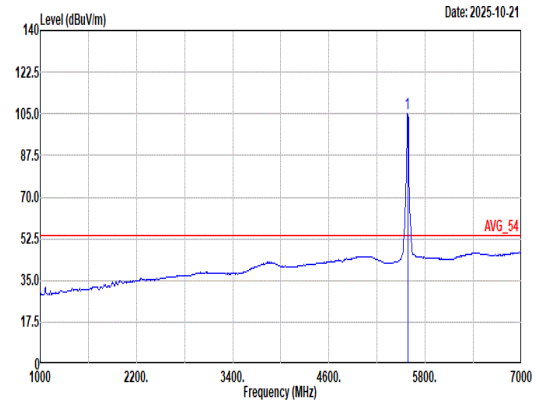 Site : 03CH23-HY Condition: AVG_54 3m DRH18-E_LE2C05A18EN_250702 HORIZONTAL : RBW:1000.000kHz VBW:1.000kHz SWT:Auto Freq Level Limit Line Margin Read Level Ant Factor Cable Loss Preamp Factor Aux Factor APos TPos Remark MHz dBuV/m dBuV/m dB dBuV dB/m dB dB dB cm deg 1 5580.00 105.06 ------ ------ 90.99 33.16 11.12 33.75 3.54 100 281 Average

Mode	30	
	Band Edge - R	
	U-NII-2C_5.47-5.725_802.11ax HE20_CH116_Full RU_5580MHz	
ANT	1	
Pol.	Horizontal	Fundamental
Peak	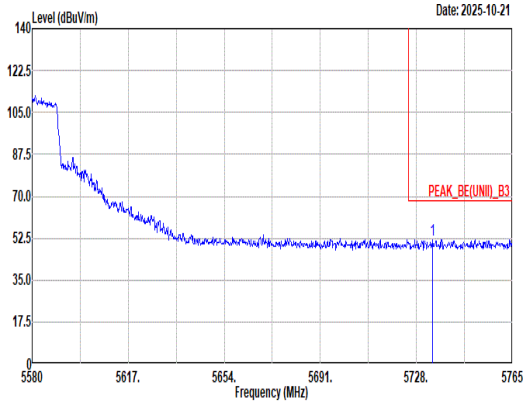 Site : 03CH23-HY Condition: PEAK_BE(UNII)_B3 3m DRH18-E_LE2C05A18EN_250702 HORIZONTAL : RBW:1000.000kHz VBW:3000.000kHz SWT:Auto Freq Level Limit Line Margin Read Level Ant Factor Cable Loss Preamp Factor Aux Factor APos TPos Remark MHz dBuV/m dBuV/m dB dBuV dB/m dB dB dB cm deg 1 5734.29 51.72 68.20 -16.48 36.93 33.94 11.21 33.95 3.59 100 281 Peak	Blank

Mode	30	
	Band Edge - L	
	U-NII-2C_5.47-5.725_802.11ax HE20_CH116_Full RU_5580MHz	
ANT	1	
Pol.	Vertical	Fundamental
Peak	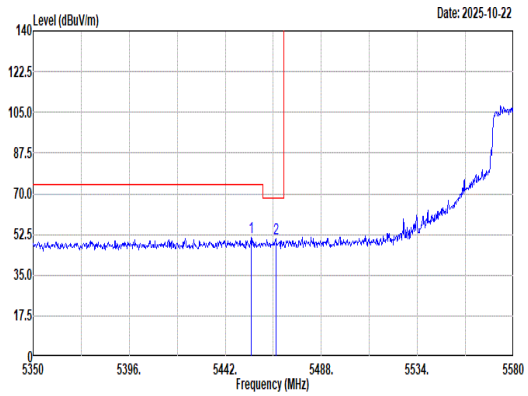 Site : 03CH23-HY Condition: PEAK_BE(UNII)_B3 3m DRH18-E_LE2C05A18EN_250702 VERTICAL : RBW:1000.000kHz VBW:3000.000kHz SWT:Auto Freq Level Limit Line Margin Read Level Ant Factor Cable Loss Preamp Factor Aux Factor APos TPos Remark MHz dBuV/m dBuV/m dB dBuV dB/m dB dB dB cm deg 1 5454.42 51.48 74.00 -22.52 37.87 32.71 10.91 33.52 3.51 310 74 Peak 2 5466.15 50.75 68.20 -17.45 37.12 32.73 10.93 33.55 3.52 310 74 Peak	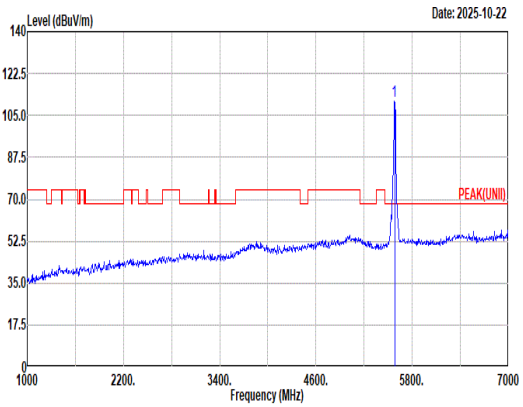 Site : 03CH23-HY Condition: PEAK(UNII) 3m DRH18-E_LE2C05A18EN_250702 VERTICAL : RBW:1000.000kHz VBW:3000.000kHz SWT:Auto Freq Level Limit Line Margin Read Level Ant Factor Cable Loss Preamp Factor Aux Factor APos TPos Remark MHz dBuV/m dBuV/m dB dBuV dB/m dB dB dB cm deg 1 5580.00 110.70 ------ ------ 96.63 33.16 11.12 33.75 3.54 310 74 Peak
Avg	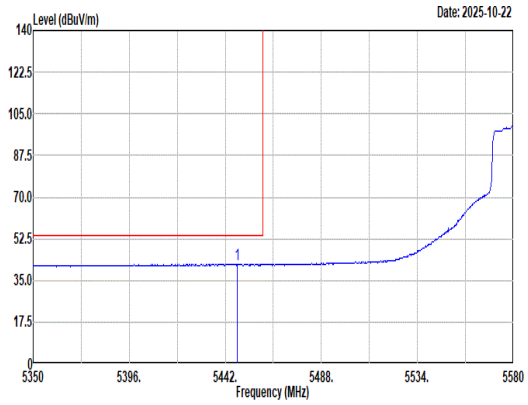 Site : 03CH23-HY Condition: AVG_BE(UNII)_B3 3m DRH18-E_LE2C05A18EN_250702 VERTICAL : RBW:1000.000kHz VBW:1.000kHz SWT:Auto Freq Level Limit Line Margin Read Level Ant Factor Cable Loss Preamp Factor Aux Factor APos TPos Remark MHz dBuV/m dBuV/m dB dBuV dB/m dB dB dB cm deg 1 5447.75 41.97 54.00 -12.03 28.37 32.70 10.89 33.50 3.51 310 74 Average	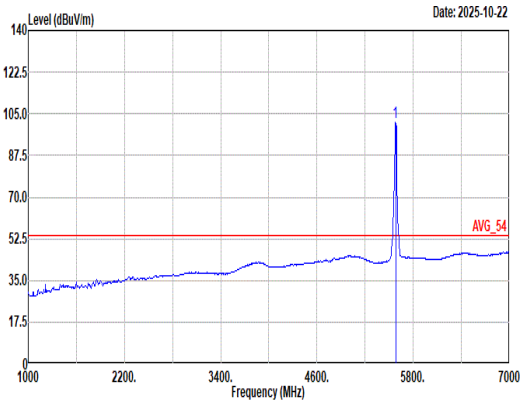 Site : 03CH23-HY Condition: AVG_54 3m DRH18-E_LE2C05A18EN_250702 VERTICAL : RBW:1000.000kHz VBW:1.000kHz SWT:Auto Freq Level Limit Line Margin Read Level Ant Factor Cable Loss Preamp Factor Aux Factor APos TPos Remark MHz dBuV/m dBuV/m dB dBuV dB/m dB dB dB cm deg 1 5580.00 101.65 ------ ------ 87.58 33.16 11.12 33.75 3.54 310 74 Average

Mode	30	
	Band Edge - R	
	U-NII-2C_5.47-5.725_802.11ax HE20_CH116_Full RU_5580MHz	
ANT	1	
Pol.	Vertical	Fundamental
Peak	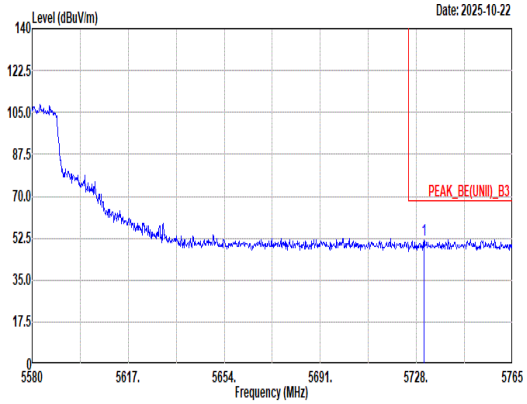 Site : 03CH23-HY Condition: PEAK_BE(UNII)_B3 3m DRH18-E_LE2C05A18EN_250702 VERTICAL : RBW:1000.000kHz VBW:3000.000kHz SWT:Auto Freq Level Limit Line Margin Read Level Ant Factor Cable Loss Preamp Factor Aux Factor APos TPos Remark MHz dBuV/m dBuV/m dB dBuV dB/m dB dB dB cm deg 1 5730.96 51.97 68.20 -16.23 37.20 33.92 11.21 33.95 3.59 310 74 Peak	Blank

Mode	30	
	Harmonic	
	U-NII-2C_5.47-5.725_802.11ax HE20_CH116_Full RU_5580MHz	
ANT	1	
Pol.	Horizontal	Vertical
Peak Avg	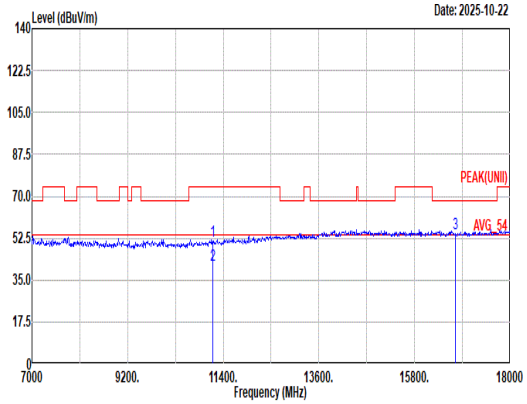 Site : 03CH23-HY Condition: PEAK(UNII) 3m DRH18-E_LE2C05A18EN_250702 HORIZONTAL Freq Level Limit Line Margin Read Level Ant Factor Cable Loss Preamp Factor Aux Factor APos TPos Remark MHz dBuV/m dBuV/m dB dBuV dB/m dB dB dB cm deg 1 11160.00 51.18 74.00 -22.82 35.03 38.22 15.48 39.78 2.23 -- -- Peak 2 11160.00 41.27 54.00 -12.73 25.12 38.22 15.48 39.78 2.23 -- -- Average 3 16740.00 54.54 68.20 -13.66 38.45 40.34 18.96 46.05 2.84 -- -- Peak	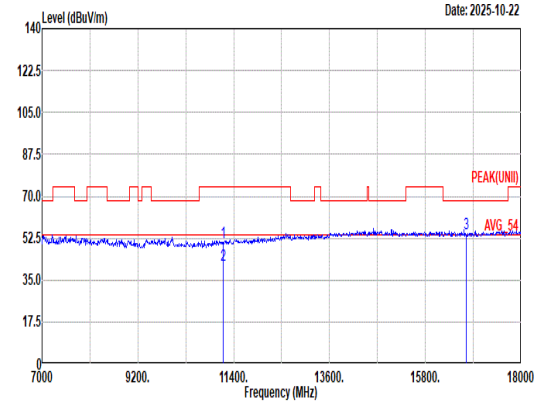 Site : 03CH23-HY Condition: PEAK(UNII) 3m DRH18-E_LE2C05A18EN_250702 VERTICAL Freq Level Limit Line Margin Read Level Ant Factor Cable Loss Preamp Factor Aux Factor APos TPos Remark MHz dBuV/m dBuV/m dB dBuV dB/m dB dB dB cm deg 1 11160.00 50.92 74.00 -23.08 34.77 38.22 15.48 39.78 2.23 -- -- Peak 2 11160.00 41.04 54.00 -12.96 24.89 38.22 15.48 39.78 2.23 -- -- Average 3 16740.00 54.56 68.20 -13.64 38.47 40.34 18.96 46.05 2.84 -- -- Peak

Mode	30	
	Harmonic	
	U-NII-2C_5.47-5.725_802.11ax HE20_CH116_Full RU_5580MHz	
ANT	1	
Pol.	Horizontal	Vertical
10.6G ~18G Avg	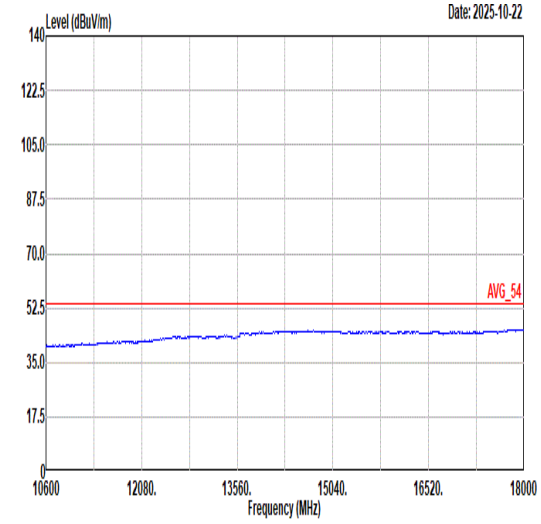 Site : 03CH23-HY Condition: AVG_54 3m DRH18-E_LE2C05A18EN_250702 HORIZONTAL	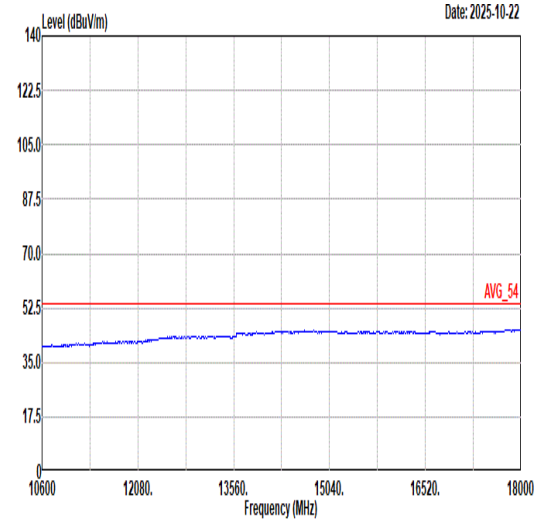 Site : 03CH23-HY Condition: AVG_54 3m DRH18-E_LE2C05A18EN_250702 VERTICAL

Mode	31	
	Band Edge	
	U-NII-2C_5.47-5.725_802.11ax HE20_CH140_Full RU_5700MHz	
ANT	1	
Pol.	Horizontal	Fundamental
Peak	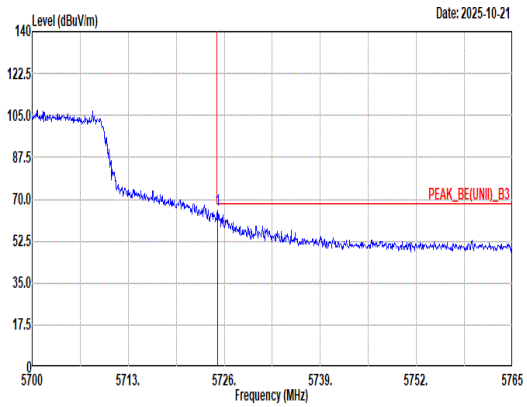 Site : 03CH23-HY Condition: PEAK_BE(UNII)_B3 3m DRH18-E_LE2C05A18EN_250702 HORIZONTAL : RBW:1000.000kHz VBW:3000.000kHz SWT:Auto Freq Level Limit Line Margin Read Level Ant Factor Cable Loss Preamp Factor Aux Factor APos TPos Remark MHz dBuV/m dBuV/m dB dBuV dB/m dB dB dB cm deg 1 5725.09 65.59 68.20 -2.61 50.84 33.90 11.20 33.94 3.59 100 284 Peak	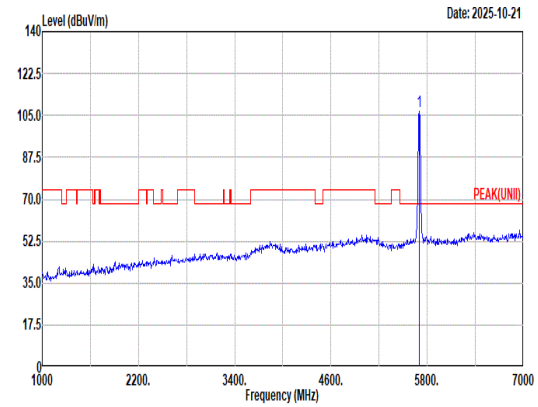 Site : 03CH23-HY Condition: PEAK(UNII) 3m DRH18-E_LE2C05A18EN_250702 HORIZONTAL : RBW:1000.000kHz VBW:3000.000kHz SWT:Auto Freq Level Limit Line Margin Read Level Ant Factor Cable Loss Preamp Factor Aux Factor APos TPos Remark MHz dBuV/m dBuV/m dB dBuV dB/m dB dB dB cm deg 1 5700.00 106.58 ------ ------ 91.90 33.82 11.20 33.92 3.58 100 284 Peak
Avg	Blank	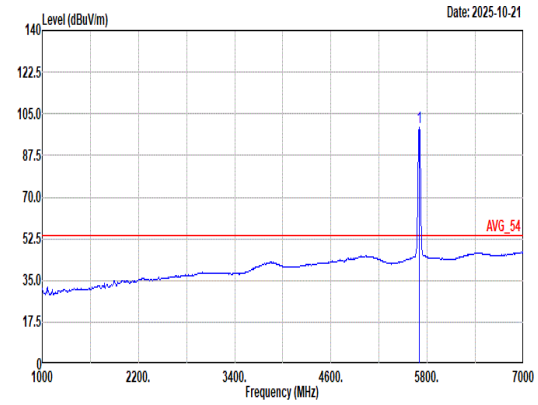 Site : 03CH23-HY Condition: AVG_54 3m DRH18-E_LE2C05A18EN_250702 HORIZONTAL : RBW:1000.000kHz VBW:1.000kHz SWT:Auto Freq Level Limit Line Margin Read Level Ant Factor Cable Loss Preamp Factor Aux Factor APos TPos Remark MHz dBuV/m dBuV/m dB dBuV dB/m dB dB dB cm deg 1 5700.00 99.49 ------ ------ 84.84 33.79 11.19 33.91 3.58 100 284 Average

Mode	31	
	Band Edge	
	U-NII-2C_5.47-5.725_802.11ax HE20_CH140_Full RU_5700MHz	
ANT	1	
Pol.	Vertical	Fundamental
Peak	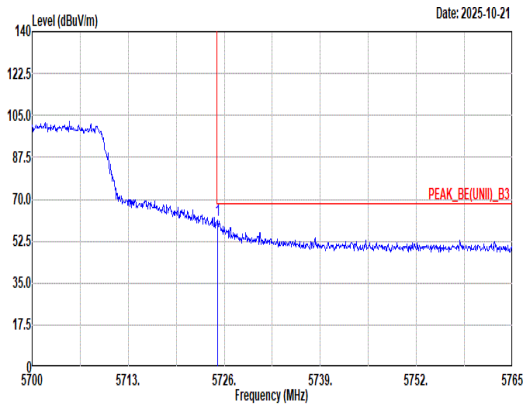 Site : 03CH23-HY Condition: PEAK_BE(UNII)_B3 3m DRH18-E_LE2C05A18EN_250702 VERTICAL : RBW:1000.000kHz VBW:3000.000kHz SWT:Auto Freq Level Limit Line Margin Read Level Ant Factor Cable Loss Preamp Factor Aux Factor APos TPos Remark MHz dBuV/m dBuV/m dB dBuV dB/m dB dB dB cm deg 1 5725.09 61.05 68.20 -7.15 46.30 33.90 11.20 33.94 3.59 257 74 Peak	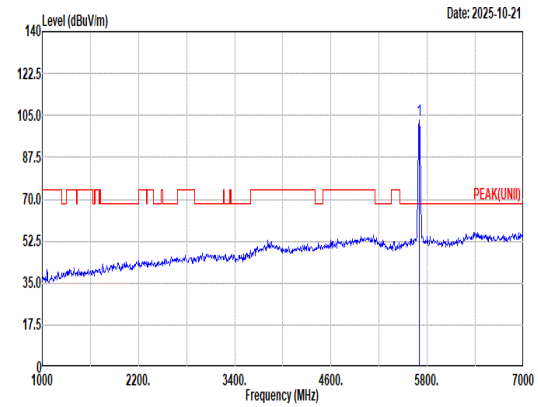 Site : 03CH23-HY Condition: PEAK(UNII) 3m DRH18-E_LE2C05A18EN_250702 VERTICAL : RBW:1000.000kHz VBW:3000.000kHz SWT:Auto Freq Level Limit Line Margin Read Level Ant Factor Cable Loss Preamp Factor Aux Factor APos TPos Remark MHz dBuV/m dBuV/m dB dBuV dB/m dB dB dB cm deg 1 5700.00 103.23 ------ ------ 88.58 33.79 11.19 33.91 3.58 257 74 Peak
Avg	Blank	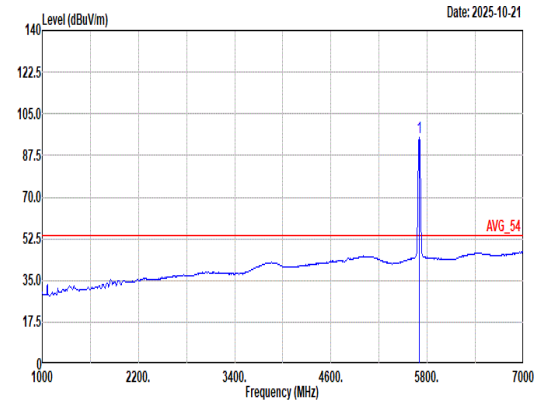 Site : 03CH23-HY Condition: AVG_54 3m DRH18-E_LE2C05A18EN_250702 VERTICAL : RBW:1000.000kHz VBW:1.000kHz SWT:Auto Freq Level Limit Line Margin Read Level Ant Factor Cable Loss Preamp Factor Aux Factor APos TPos Remark MHz dBuV/m dBuV/m dB dBuV dB/m dB dB dB cm deg 1 5700.00 95.33 ------ ------ 80.68 33.79 11.19 33.91 3.58 257 74 Average

Mode	31	
	Harmonic	
	U-NII-2C_5.47-5.725_802.11ax HE20_CH140_Full RU_5700MHz	
ANT	1	
Pol.	Horizontal	Vertical
Peak Avg	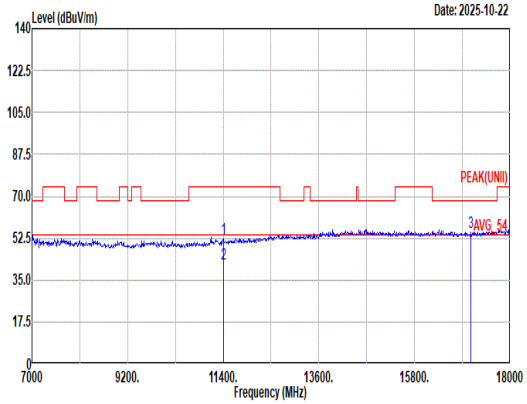 Site : 03CH23-HY Condition: PEAK(UNII) 3m DRH18-E_LE2C05A18EN_250702 HORIZONTAL Freq Level Limit Line Margin Read Level Ant Factor Cable Loss Preamp Factor Aux Factor APos TPos Remark MHz dBuV/m dBuV/m dB dBuV dB/m dB dB dB cm deg 1 11400.00 52.40 74.00 -21.60 35.92 38.50 15.64 39.92 2.26 -- -- Peak 2 11400.00 41.63 54.00 -12.37 25.15 38.50 15.64 39.92 2.26 -- -- Average 3 17100.00 54.75 68.20 -13.45 38.67 40.30 19.15 46.36 2.99 -- -- Peak	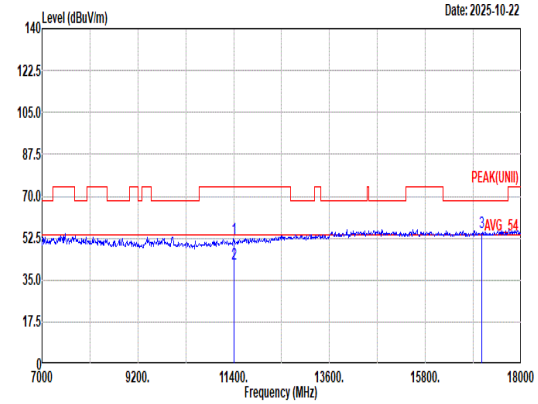 Site : 03CH23-HY Condition: PEAK(UNII) 3m DRH18-E_LE2C05A18EN_250702 VERTICAL Freq Level Limit Line Margin Read Level Ant Factor Cable Loss Preamp Factor Aux Factor APos TPos Remark MHz dBuV/m dBuV/m dB dBuV dB/m dB dB dB cm deg 1 11400.00 52.25 74.00 -21.75 35.77 38.50 15.64 39.92 2.26 -- -- Peak 2 11400.00 41.80 54.00 -12.20 25.32 38.50 15.64 39.92 2.26 -- -- Average 3 17100.00 54.70 68.20 -13.50 38.62 40.30 19.15 46.36 2.99 -- -- Peak

Mode	31	
	Harmonic	
	U-NII-2C_5.47-5.725_802.11ax HE20_CH140_Full RU_5700MHz	
ANT	1	
Pol.	Horizontal	Vertical
10.6G ~18G Avg	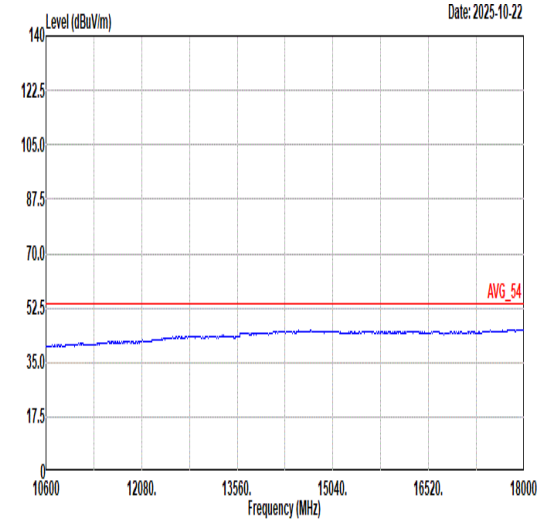 Site : 03CH23-HY Condition: AVG_54 3m DRH18-E_LE2C05A18EN_250702 HORIZONTAL	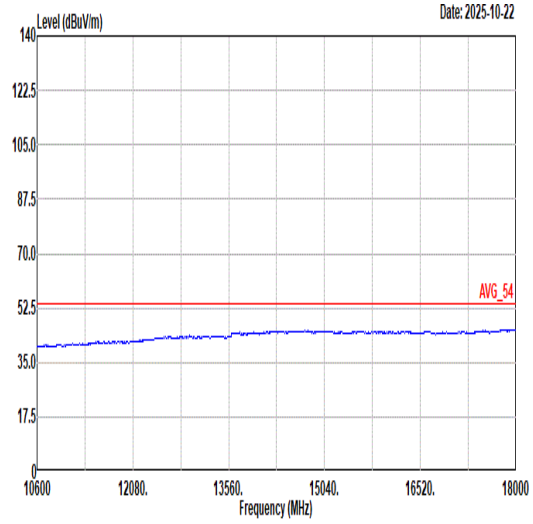 Site : 03CH23-HY Condition: AVG_54 3m DRH18-E_LE2C05A18EN_250702 VERTICAL

Mode	32	
	Band Edge	
	U-NII-2C_5.47-5.725_802.11ax HE20_CH140_Partial RU 106/54_5700MHz	
ANT	1	
Pol.	Horizontal	Fundamental
Peak	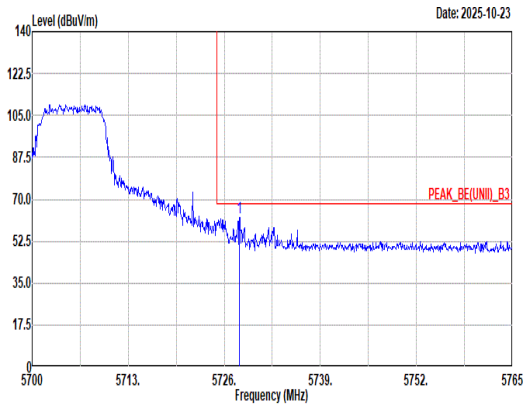 Site : 03CH23-HY Condition: PEAK_BE(UNII)_B3 3m DRH18-E_LE2C05A18EN_250702 HORIZONTAL : RBW:1000.000kHz VBW:3000.000kHz SWT:Auto Freq Level Limit Line Margin Read Level Ant Factor Cable Loss Preamp Factor Aux Factor APos TPos Remark 1 5728.08 62.60 68.20 -5.60 47.85 33.91 11.20 33.95 3.59 100 288 Peak	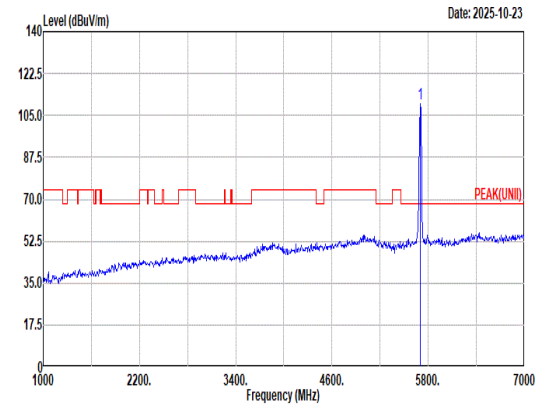 Site : 03CH23-HY Condition: PEAK(UNII) 3m DRH18-E_LE2C05A18EN_250702 HORIZONTAL : RBW:1000.000kHz VBW:3000.000kHz SWT:Auto Freq Level Limit Line Margin Read Level Ant Factor Cable Loss Preamp Factor Aux Factor APos TPos Remark 1 5700.00 109.80 ------ ------ 95.12 33.82 11.20 33.92 3.58 100 288 Peak
Avg	Blank	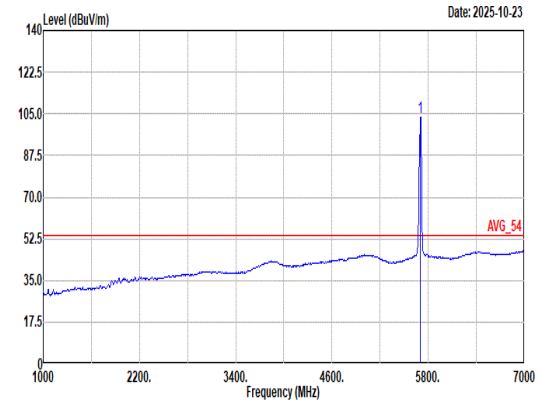 Site : 03CH23-HY Condition: AVG_54 3m DRH18-E_LE2C05A18EN_250702 HORIZONTAL : RBW:1000.000kHz VBW:2.000kHz SWT:Auto Freq Level Limit Line Margin Read Level Ant Factor Cable Loss Preamp Factor Aux Factor APos TPos Remark 1 5700.00 103.43 ------ ------ 88.75 33.82 11.20 33.92 3.58 100 288 Average

Mode	32	
	Band Edge	
	U-NII-2C_5.47-5.725_802.11ax HE20_CH140_Partial RU 106/54_5700MHz	
ANT	1	
Pol.	Vertical	Fundamental
Peak	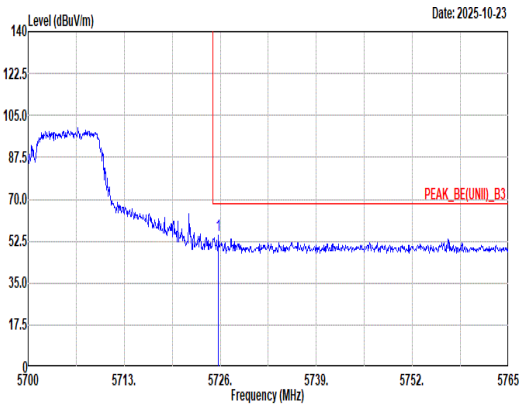 Site : 03CH23-HY Condition: PEAK_BE(UNII)_B3 3m DRH18-E_LE2C05A18EN_250702 VERTICAL : RBW:1000.000kHz VBW:3000.000kHz SWT:Auto Freq Level Limit Line Margin Read Level Ant Factor Cable Loss Preamp Factor Aux Factor APos TPos Remark MHz dBuV/m dBuV/m dB dBuV dB/m dB dB dB cm deg 1 5725.74 54.75 68.20 -13.45 40.00 33.90 11.20 33.94 3.59 400 143 Peak	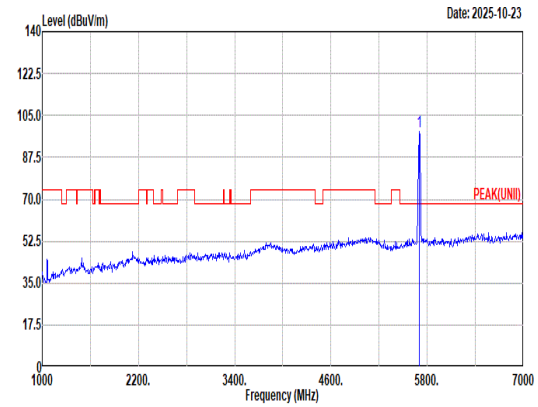 Site : 03CH23-HY Condition: PEAK(UNII) 3m DRH18-E_LE2C05A18EN_250702 VERTICAL : RBW:1000.000kHz VBW:3000.000kHz SWT:Auto Freq Level Limit Line Margin Read Level Ant Factor Cable Loss Preamp Factor Aux Factor APos TPos Remark MHz dBuV/m dBuV/m dB dBuV dB/m dB dB dB cm deg 1 5700.00 98.13 ------ ------ 83.45 33.82 11.20 33.92 3.58 400 143 Peak
Avg	Blank	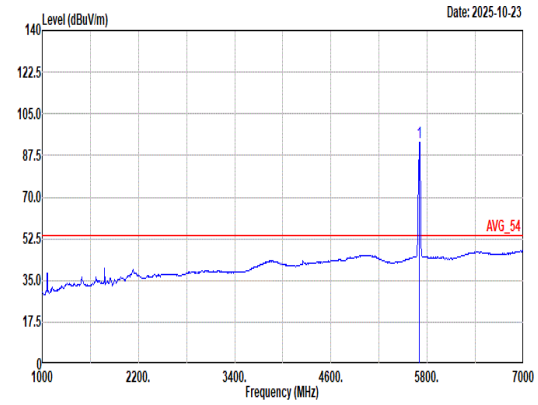 Site : 03CH23-HY Condition: AVG_54 3m DRH18-E_LE2C05A18EN_250702 VERTICAL : RBW:1000.000kHz VBW:2.000kHz SWT:Auto Freq Level Limit Line Margin Read Level Ant Factor Cable Loss Preamp Factor Aux Factor APos TPos Remark MHz dBuV/m dBuV/m dB dBuV dB/m dB dB dB cm deg 1 5700.00 92.82 ------ ------ 78.12 33.84 11.20 33.92 3.58 400 143 Average

Mode	33	
	Band Edge - L	
	U-NII-2C_5.47-5.725_802.11ax HE40_CH102_Full RU_5510MHz	
ANT	1	
Pol.	Horizontal	Fundamental
Peak	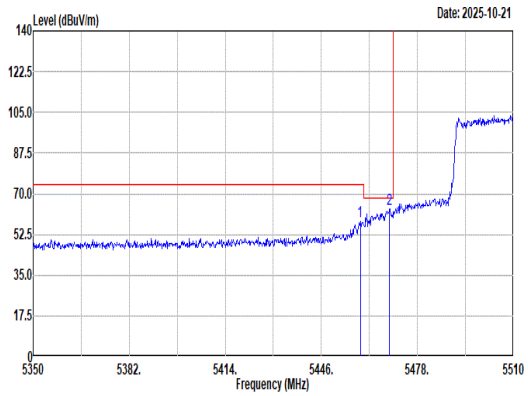 Site : 03CH23-HY Condition: PEAK_BE(UNII)_B3 3m DRH18-E_LE2C05A18EN_250702 HORIZONTAL : RBW:1000.000kHz VBW:3000.000kHz SWT:Auto Freq Level Limit Line Margin Read Level Ant Factor Cable Loss Preamp Factor Aux Factor APos TPos Remark MHz dBuV/m dBuV/m dB dBuV dB/m dB dB dB cm deg 1 5458.96 58.05 74.00 -15.95 44.44 32.72 10.91 33.53 3.51 100 283 Peak 2 5468.72 63.40 68.20 -4.80 49.77 32.74 10.93 33.56 3.52 100 283 Peak	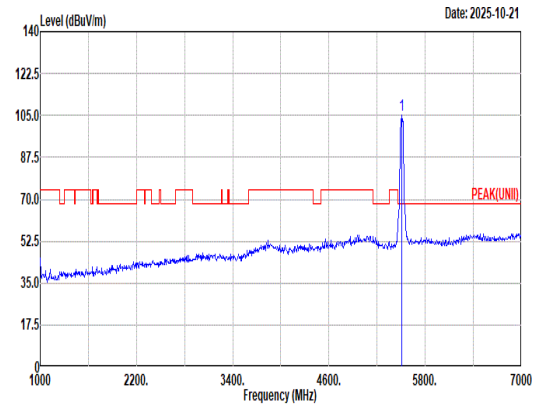 Site : 03CH23-HY Condition: PEAK(UNII) 3m DRH18-E_LE2C05A18EN_250702 HORIZONTAL : RBW:1000.000kHz VBW:3000.000kHz SWT:Auto Freq Level Limit Line Margin Read Level Ant Factor Cable Loss Preamp Factor Aux Factor APos TPos Remark MHz dBuV/m dBuV/m dB dBuV dB/m dB dB dB cm deg 1 5510.00 104.91 ------ ------ 91.17 32.87 11.01 33.67 3.53 100 283 Peak
Avg	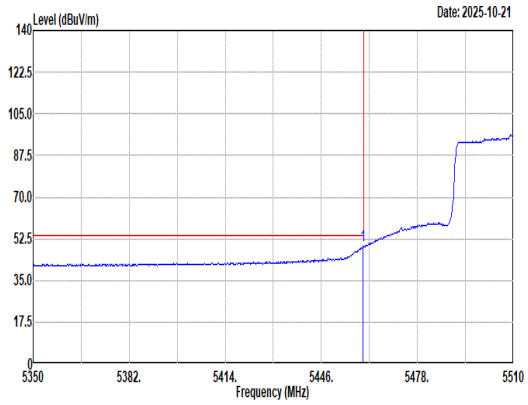 Site : 03CH23-HY Condition: AVG_BE(UNII)_B3 3m DRH18-E_LE2C05A18EN_250702 HORIZONTAL : RBW:1000.000kHz VBW:2.000kHz SWT:Auto Freq Level Limit Line Margin Read Level Ant Factor Cable Loss Preamp Factor Aux Factor APos TPos Remark MHz dBuV/m dBuV/m dB dBuV dB/m dB dB dB cm deg 1 5459.92 49.48 54.00 -4.52 35.88 32.72 10.91 33.54 3.51 100 283 Average	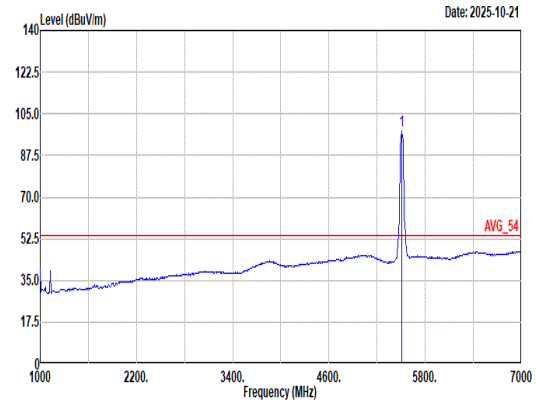 Site : 03CH23-HY Condition: AVG_54 3m DRH18-E_LE2C05A18EN_250702 HORIZONTAL : RBW:1000.000kHz VBW:2.000kHz SWT:Auto Freq Level Limit Line Margin Read Level Ant Factor Cable Loss Preamp Factor Aux Factor APos TPos Remark MHz dBuV/m dBuV/m dB dBuV dB/m dB dB dB cm deg 1 5510.00 97.50 ------ ------ 83.76 32.87 11.01 33.67 3.53 100 283 Average

Mode	33	
	Band Edge - R	
	U-NII-2C_5.47-5.725_802.11ax HE40_CH102_Full RU_5510MHz	
ANT	1	
Pol.	Horizontal	Fundamental
Peak	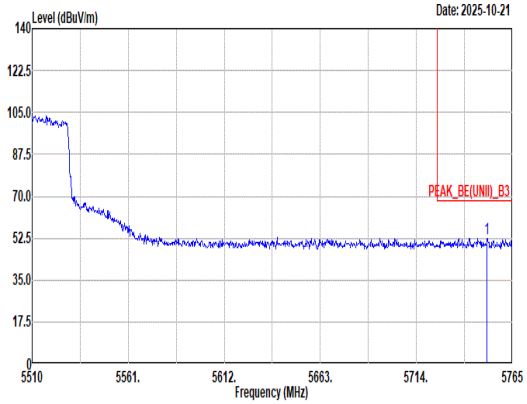 Site : 03CH23-HY Condition: PEAK_BE(UNII)_B3 3m DRH18-E_LE2C05A18EN_250702 HORIZONTAL : RBW:1000.000kHz VBW:3000.000kHz SWT:Auto Freq Level Limit Line Margin Read Level Ant Factor Cable Loss Preamp Factor Aux Factor APos TPos Remark MHz dBuV/m dBuV/m dB dBuV dB/m dB dB dB cm deg 1 5751.49 52.32 68.20 -15.88 37.49 34.00 11.21 33.98 3.60 100 283 Peak	Blank

Mode	33	
	Band Edge - L	
	U-NII-2C_5.47-5.725_802.11ax HE40_CH102_Full RU_5510MHz	
ANT	1	
Pol.	Vertical	Fundamental
Peak	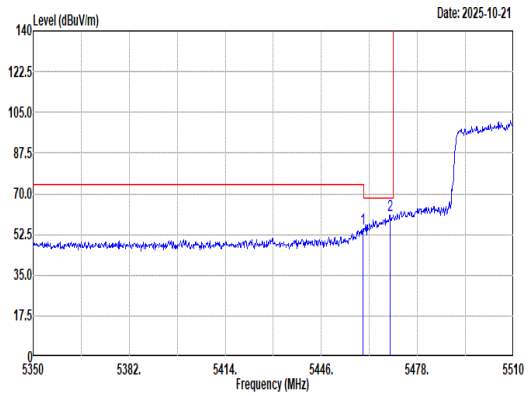 Site : 03CH23-HY Condition: PEAK_BE(UNII)_B3 3m DRH18-E_LE2C05A18EN_250702 VERTICAL : RBW:1000.000kHz VBW:3000.000kHz SWT:Auto Freq Level Limit Line Margin Read Level Ant Factor Cable Loss Preamp Factor Aux Factor APos TPos Remark MHz dBuV/m dBuV/m dB dBuV dB/m dB dB dB cm deg 1 5459.76 54.83 74.00 -19.17 41.22 32.72 10.91 33.53 3.51 250 65 Peak 2 5468.88 60.71 68.20 -7.49 47.08 32.74 10.93 33.56 3.52 250 65 Peak	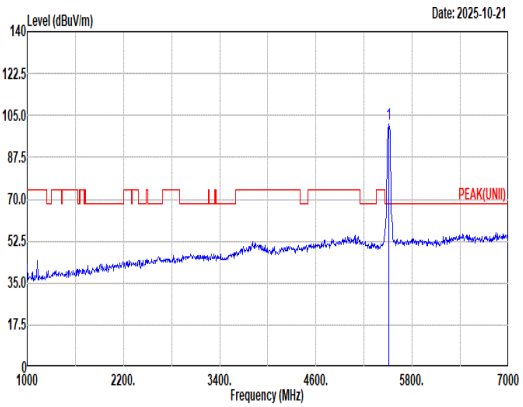 Site : 03CH23-HY Condition: PEAK(UNII) 3m DRH18-E_LE2C05A18EN_250702 VERTICAL : RBW:1000.000kHz VBW:3000.000kHz SWT:Auto Freq Level Limit Line Margin Read Level Ant Factor Cable Loss Preamp Factor Aux Factor APos TPos Remark MHz dBuV/m dBuV/m dB dBuV dB/m dB dB dB cm deg 1 5510.00 101.60 ------ ------ 87.86 32.87 11.01 33.67 3.53 250 65 Peak
Avg	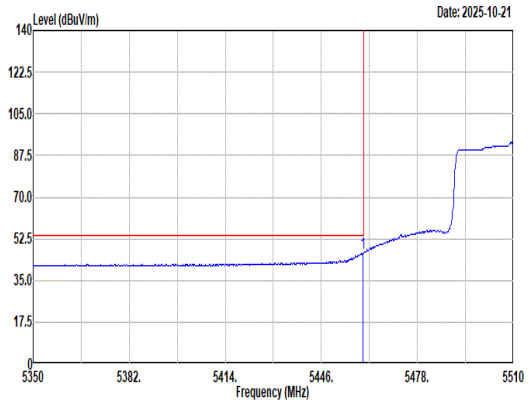 Site : 03CH23-HY Condition: AVG_BE(UNII)_B3 3m DRH18-E_LE2C05A18EN_250702 VERTICAL : RBW:1000.000kHz VBW:2.000kHz SWT:Auto Freq Level Limit Line Margin Read Level Ant Factor Cable Loss Preamp Factor Aux Factor APos TPos Remark MHz dBuV/m dBuV/m dB dBuV dB/m dB dB dB cm deg 1 5459.76 46.72 54.00 -7.28 33.11 32.72 10.91 33.53 3.51 250 65 Average	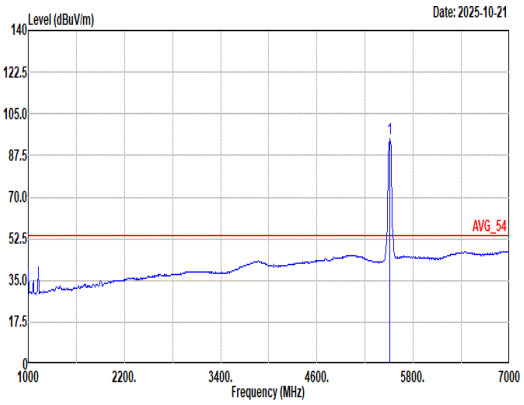 Site : 03CH23-HY Condition: AVG_54 3m DRH18-E_LE2C05A18EN_250702 VERTICAL : RBW:1000.000kHz VBW:2.000kHz SWT:Auto Freq Level Limit Line Margin Read Level Ant Factor Cable Loss Preamp Factor Aux Factor APos TPos Remark MHz dBuV/m dBuV/m dB dBuV dB/m dB dB dB cm deg 1 5510.00 94.39 ------ ------ 80.65 32.87 11.01 33.67 3.53 250 65 Average

Mode	33	
	Band Edge - R	
	U-NII-2C_5.47-5.725_802.11ax HE40_CH102_Full RU_5510MHz	
ANT	1	
Pol.	Vertical	Fundamental
Peak	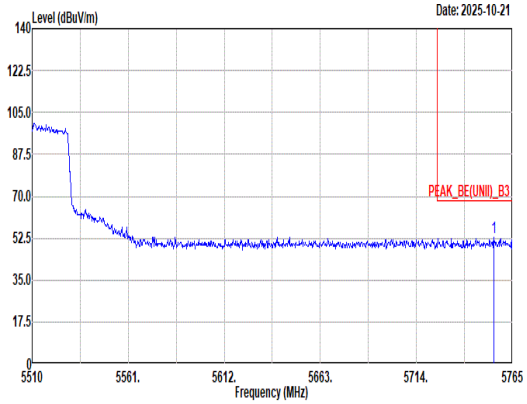 Site : 03CH23-HY Condition: PEAK_BE(UNII)_B3 3m DRH18-E_LE2C05A18EN_250702 VERTICAL : RBW:1000.000kHz VBW:3000.000kHz SWT:Auto Limit Read Ant Cable Preamp Aux APos TPos Freq Level Line Margin Level Factor Loss Factor Factor Remark MHz dBuV/m dBuV/m dB dBuV dB/m dB dB dB cm deg 1 5755.06 52.76 68.20 -15.44 37.92 34.01 11.21 33.98 3.60 250 65 Peak	Blank

Mode	33	
	Harmonic	
	U-NII-2C_5.47-5.725_802.11ax HE40_CH102_Full RU_5510MHz	
ANT	1	
Pol.	Horizontal	Vertical
Peak Avg	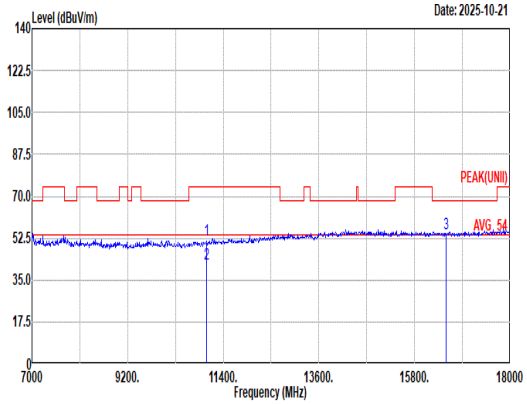 Site : 03CH23-HY Condition: PEAK(UNII) 3m DRH18-E_LE2C05A18EN_250702 HORIZONTAL Freq Level Limit Line Margin Read Level Ant Factor Cable Loss Preamp Factor Aux Factor APos TPos Remark MHz dBuV/m dBuV/m dB dBuV dB/m dB dB dB cm deg 1 11020.00 51.90 74.00 -22.10 36.05 37.94 15.38 39.69 2.22 -- -- Peak 2 11020.00 41.68 54.00 -12.32 25.83 37.94 15.38 39.69 2.22 -- -- Average 3 16530.00 54.62 68.20 -13.58 38.25 40.66 18.85 45.88 2.74 -- -- Peak	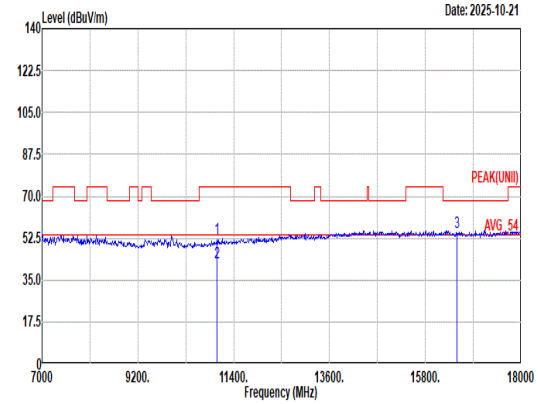 Site : 03CH23-HY Condition: PEAK(UNII) 3m DRH18-E_LE2C05A18EN_250702 VERTICAL Freq Level Limit Line Margin Read Level Ant Factor Cable Loss Preamp Factor Aux Factor APos TPos Remark MHz dBuV/m dBuV/m dB dBuV dB/m dB dB dB cm deg 1 11020.00 52.52 74.00 -21.48 36.67 37.94 15.38 39.69 2.22 -- -- Peak 2 11020.00 42.30 54.00 -11.70 26.45 37.94 15.38 39.69 2.22 -- -- Average 3 16530.00 54.70 68.20 -13.50 38.33 40.66 18.85 45.88 2.74 -- -- Peak

Mode	33	
	Harmonic	
	U-NII-2C_5.47-5.725_802.11ax HE40_CH102_Full RU_5510MHz	
ANT	1	
Pol.	Horizontal	Vertical
10.6G ~18G Avg	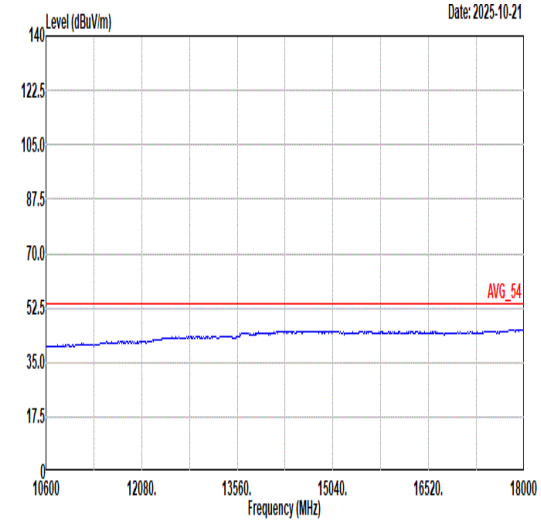 Site : 03CH23-HY Condition: AVG_54 3m DRH18-E_LE2C05A18EN_250702 HORIZONTAL	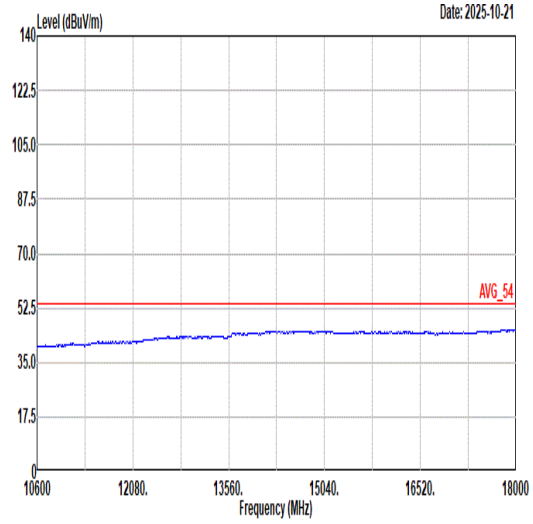 Site : 03CH23-HY Condition: AVG_54 3m DRH18-E_LE2C05A18EN_250702 VERTICAL

Mode	34	
	Band Edge - L	
	U-NII-2C_5.47-5.725_802.11ax HE40_CH102_Partial RU 242/61_5510MHz	
ANT	1	
Pol.	Horizontal	Fundamental
Peak	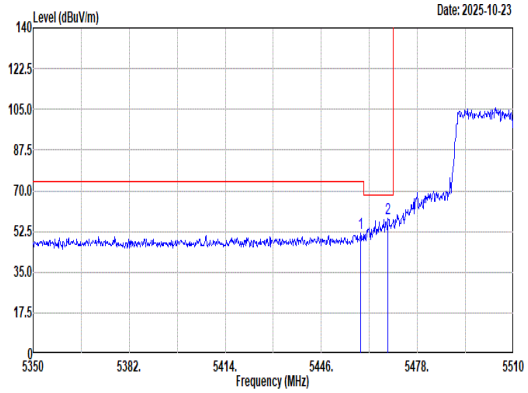 Site : 03CH23-HY Condition: PEAK_BE(UNII)_B3 3m DRH18-E_LE2C05A18EN_250702 HORIZONTAL : RBW:1000.000kHz VBW:3000.000kHz SWT:Auto Freq Level Limit Line Margin Read Level Ant Factor Cable Loss Preamp Factor Aux Factor APos TPos Remark MHz dBuV/m dBuV/m dB dBuV dB/m dB dB dB cm deg 1 5459.12 51.69 74.00 -22.31 38.08 32.72 10.91 33.53 3.51 144 274 Peak 2 5468.24 58.28 68.20 -9.92 44.65 32.74 10.93 33.56 3.52 144 274 Peak	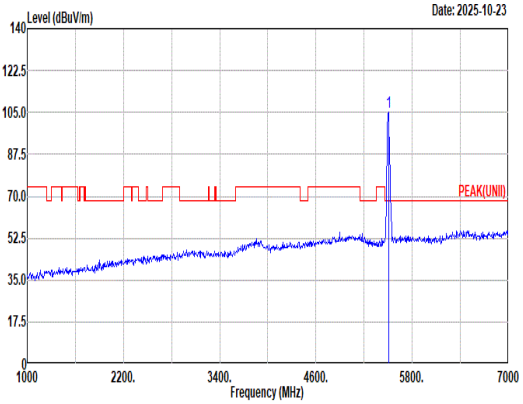 Site : 03CH23-HY Condition: PEAK(UNII) 3m DRH18-E_LE2C05A18EN_250702 HORIZONTAL : RBW:1000.000kHz VBW:3000.000kHz SWT:Auto Freq Level Limit Line Margin Read Level Ant Factor Cable Loss Preamp Factor Aux Factor APos TPos Remark MHz dBuV/m dBuV/m dB dBuV dB/m dB dB dB cm deg 1 5510.00 105.16 ------ ------ 91.45 32.84 11.00 33.66 3.53 144 274 Peak
Avg	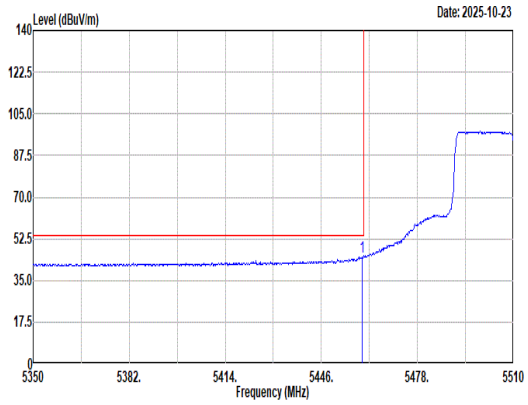 Site : 03CH23-HY Condition: AVG_BE(UNII)_B3 3m DRH18-E_LE2C05A18EN_250702 HORIZONTAL : RBW:1000.000kHz VBW:4.000kHz SWT:Auto Freq Level Limit Line Margin Read Level Ant Factor Cable Loss Preamp Factor Aux Factor APos TPos Remark MHz dBuV/m dBuV/m dB dBuV dB/m dB dB dB cm deg 1 5459.60 44.81 54.00 -9.19 31.20 32.72 10.91 33.53 3.51 144 274 Average	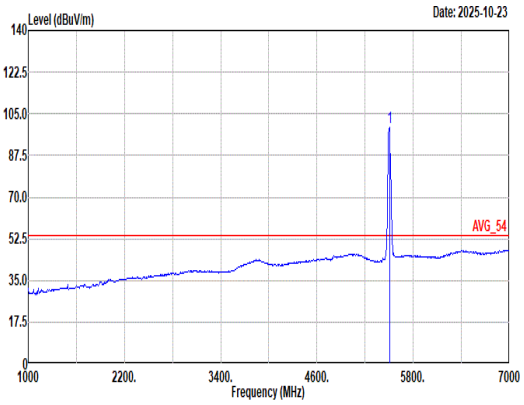 Site : 03CH23-HY Condition: AVG_54 3m DRH18-E_LE2C05A18EN_250702 HORIZONTAL : RBW:1000.000kHz VBW:4.000kHz SWT:Auto Freq Level Limit Line Margin Read Level Ant Factor Cable Loss Preamp Factor Aux Factor APos TPos Remark MHz dBuV/m dBuV/m dB dBuV dB/m dB dB dB cm deg 1 5510.00 99.07 ------ ------ 85.36 32.84 11.00 33.66 3.53 144 274 Average

Mode	34	
	Band Edge - R	
	U-NII-2C_5.47-5.725_802.11ax HE40_CH102_Partial RU 242/61_5510MHz	
ANT	1	
Pol.	Horizontal	Fundamental
Peak	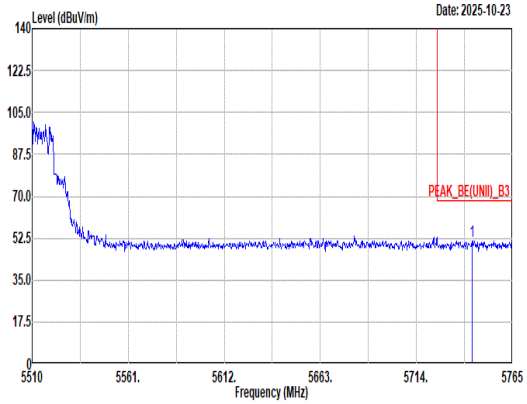 Site : 03CH23-HY Condition: PEAK_BE(UNII)_B3 3m DRH18-E_LE2C05A18EN_250702 HORIZONTAL : RBW:1000.000kHz VBW:3000.000kHz SWT:Auto Limit Read Ant Cable Preamp Aux APos TPos Freq Level Line Margin Level Factor Loss Factor Factor Remark MHz dBuV/m dBuV/m dB dBuV dB/m dB dB dB cm deg 1 5743.58 51.41 68.20 -16.79 36.61 33.97 11.21 33.97 3.59 144 274 Peak	Blank

Mode	34	
	Band Edge - L	
	U-NII-2C_5.47-5.725_802.11ax HE40_CH102_Partial RU 242/61_5510MHz	
ANT	1	
Pol.	Vertical	Fundamental
Peak	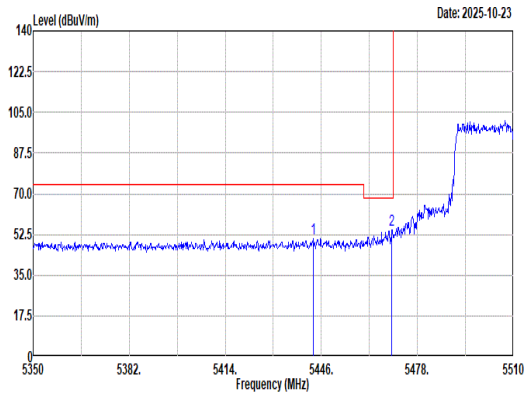 Site : 03CH23-HY Condition: PEAK_BE(UNII)_B3 3m DRH18-E_LE2C05A18EN_250702 VERTICAL : RBW:1000.000kHz VBW:3000.000kHz SWT:Auto Freq Level Limit Line Margin Read Level Ant Factor Cable Loss Preamp Factor Aux Factor APos TPos Remark MHz dBuV/m dBuV/m dB dBuV dB/m dB dB dB cm deg 1 5443.28 50.85 74.00 -23.15 37.25 32.69 10.89 33.49 3.51 225 69 Peak 2 5469.52 54.55 68.20 -13.65 40.92 32.74 10.93 33.56 3.52 225 69 Peak	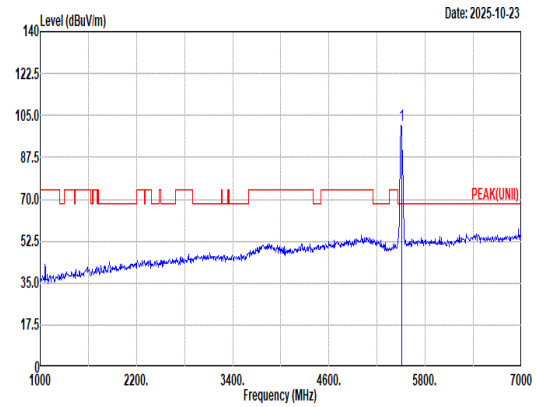 Site : 03CH23-HY Condition: PEAK(UNII) 3m DRH18-E_LE2C05A18EN_250702 VERTICAL : RBW:1000.000kHz VBW:3000.000kHz SWT:Auto Freq Level Limit Line Margin Read Level Ant Factor Cable Loss Preamp Factor Aux Factor APos TPos Remark MHz dBuV/m dBuV/m dB dBuV dB/m dB dB dB cm deg 1 5510.00 100.88 ------ ------ 87.23 32.79 10.97 33.63 3.52 225 69 Peak
Avg	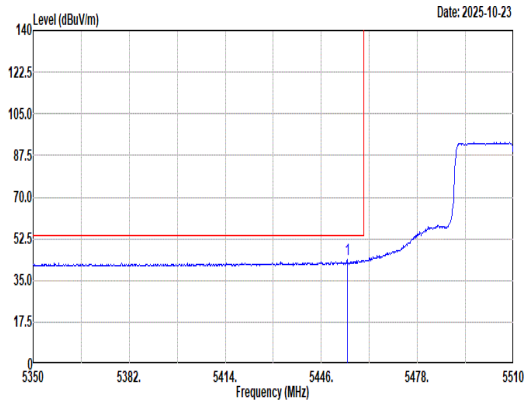 Site : 03CH23-HY Condition: AVG_BE(UNII)_B3 3m DRH18-E_LE2C05A18EN_250702 VERTICAL : RBW:1000.000kHz VBW:4.000kHz SWT:Auto Freq Level Limit Line Margin Read Level Ant Factor Cable Loss Preamp Factor Aux Factor APos TPos Remark MHz dBuV/m dBuV/m dB dBuV dB/m dB dB dB cm deg 1 5454.64 43.93 54.00 -10.07 30.32 32.71 10.91 33.52 3.51 225 69 Average	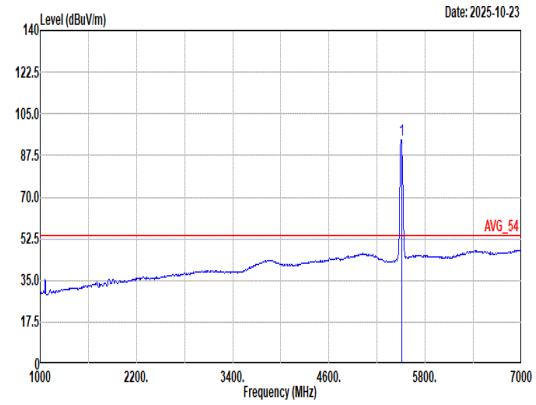 Site : 03CH23-HY Condition: AVG_54 3m DRH18-E_LE2C05A18EN_250702 VERTICAL : RBW:1000.000kHz VBW:4.000kHz SWT:Auto Freq Level Limit Line Margin Read Level Ant Factor Cable Loss Preamp Factor Aux Factor APos TPos Remark MHz dBuV/m dBuV/m dB dBuV dB/m dB dB dB cm deg 1 5510.00 94.08 ------ ------ 80.42 32.80 10.98 33.65 3.53 225 69 Average

Mode	34	
	Band Edge - R	
	U-NII-2C_5.47-5.725_802.11ax HE40_CH102_Partial RU 242/61_5510MHz	
ANT	1	
Pol.	Vertical	Fundamental
Peak	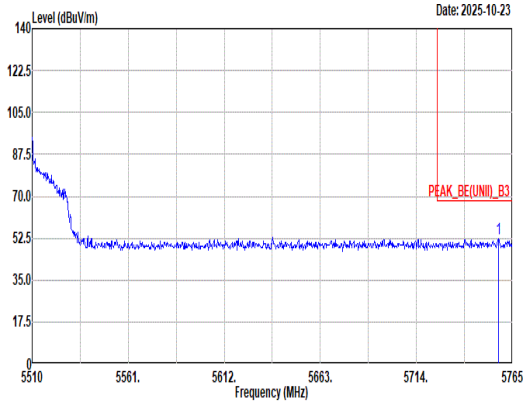 Site : 03CH23-HY Condition: PEAK_BE(UNII)_B3 3m DRH18-E_LE2C05A18EN_250702 VERTICAL : RBW:1000.000kHz VBW:3000.000kHz SWT:Auto Freq Level Limit Line Margin Read Level Ant Factor Cable Loss Preamp Factor Aux Factor APos TPos Remark MHz dBuV/m dBuV/m dB dBuV dB/m dB dB dB cm deg 1 5757.61 52.48 68.20 -15.72 37.62 34.02 11.22 33.98 3.60 225 69 Peak	Blank

Mode	35	
	Band Edge - L	
	U-NII-2C_5.47-5.725_802.11ax HE40_CH110_Full RU_5550MHz	
ANT	1	
Pol.	Horizontal	Fundamental
Peak	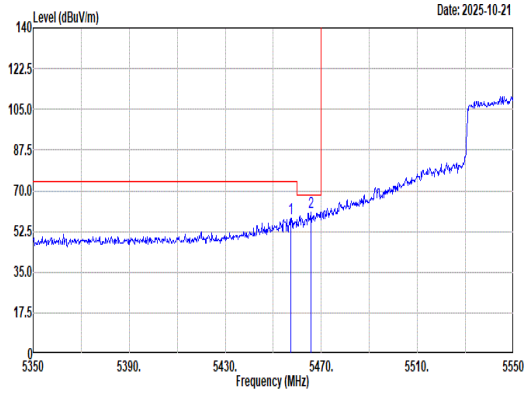 Site : 03CH23-HY Condition: PEAK_BE(UNII)_B3 3m DRH18-E_LE2C05A18EN_250702 HORIZONTAL : RBW:1000.000kHz VBW:3000.000kHz SWT:Auto Freq Level Limit Line Margin Read Level Ant Factor Cable Loss Preamp Factor Aux Factor APos TPos Remark MHz dBuV/m dBuV/m dB dBuV dB/m dB dB dB cm deg 1 5457.40 58.26 74.00 -15.74 44.66 32.71 10.91 33.53 3.51 100 274 Peak 2 5465.80 60.81 68.20 -7.39 47.18 32.73 10.93 33.55 3.52 100 274 Peak	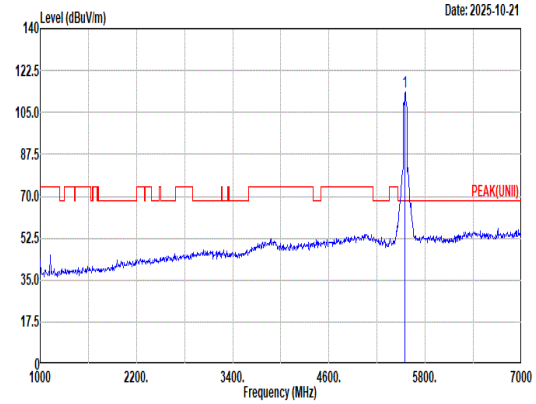 Site : 03CH23-HY Condition: PEAK(UNII) 3m DRH18-E_LE2C05A18EN_250702 HORIZONTAL : RBW:1000.000kHz VBW:3000.000kHz SWT:Auto Freq Level Limit Line Margin Read Level Ant Factor Cable Loss Preamp Factor Aux Factor APos TPos Remark MHz dBuV/m dBuV/m dB dBuV dB/m dB dB dB cm deg 1 5550.00 113.33 ------ ------ 99.32 33.11 11.08 33.72 3.54 100 274 Peak
Avg	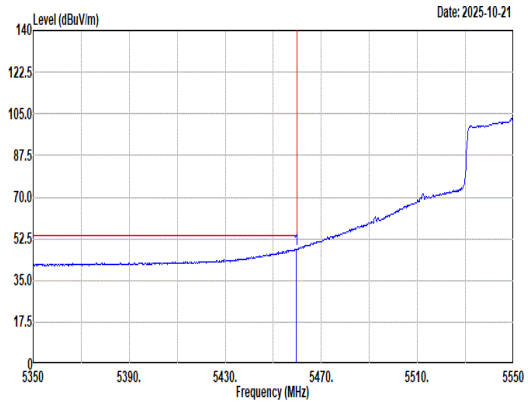 Site : 03CH23-HY Condition: AVG_BE(UNII)_B3 3m DRH18-E_LE2C05A18EN_250702 HORIZONTAL : RBW:1000.000kHz VBW:2.000kHz SWT:Auto Freq Level Limit Line Margin Read Level Ant Factor Cable Loss Preamp Factor Aux Factor APos TPos Remark MHz dBuV/m dBuV/m dB dBuV dB/m dB dB dB cm deg 1 5459.40 48.25 54.00 -5.75 34.64 32.72 10.91 33.53 3.51 100 274 Average	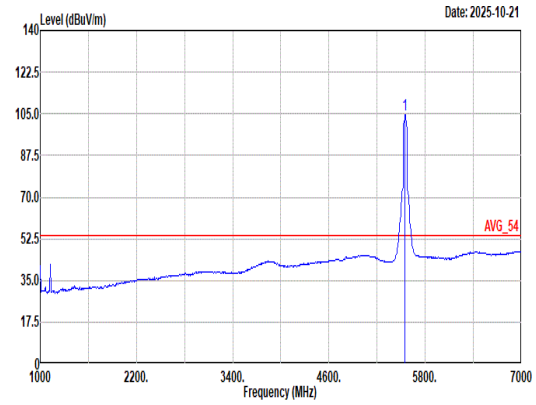 Site : 03CH23-HY Condition: AVG_54 3m DRH18-E_LE2C05A18EN_250702 HORIZONTAL : RBW:1000.000kHz VBW:2.000kHz SWT:Auto Freq Level Limit Line Margin Read Level Ant Factor Cable Loss Preamp Factor Aux Factor APos TPos Remark MHz dBuV/m dBuV/m dB dBuV dB/m dB dB dB cm deg 1 5550.00 104.64 ------ ------ 90.63 33.11 11.08 33.72 3.54 100 274 Average

Mode	35	
	Band Edge - R	
	U-NII-2C_5.47-5.725_802.11ax HE40_CH110_Full RU_5550MHz	
ANT	1	
Pol.	Horizontal	Fundamental
Peak	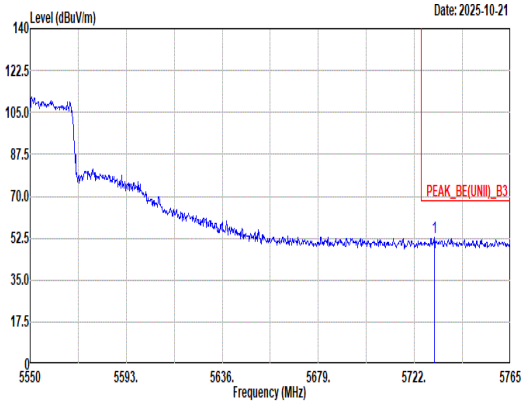 Site : 03CH23-HY Condition: PEAK_BE(UNII)_B3 3m DRH18-E_LE2C05A18EN_250702 HORIZONTAL : RBW:1000.000kHz VBW:3000.000kHz SWT:Auto Freq / Level / Limit Line / Margin / Read Level / Ant Factor / Cable Loss / Preamp Factor / Aux Factor / APos / TPos / Remark MHz / dBuV/m / dBuV/m / dB / dBuV / dB/m / dB / dB / dB / cm / deg 1 5731.03 52.78 68.20 -15.42 38.01 33.92 11.21 33.95 3.59 100 274 Peak	Blank

Mode	35	
	Band Edge - L	
	U-NII-2C_5.47-5.725_802.11ax HE40_CH110_Full RU_5550MHz	
ANT	1	
Pol.	Vertical	Fundamental
Peak	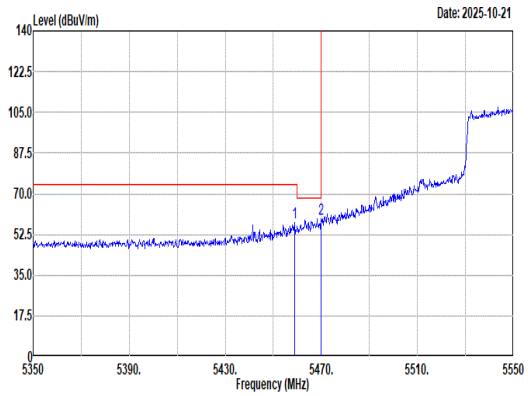 Site : 03CH23-HY Condition: PEAK_BE(UNII)_B3 3m DRH18-E_LE2C05A18EN_250702 VERTICAL : RBW:1000.000kHz VBW:3000.000kHz SWT:Auto Freq Level Limit Line Margin Read Level Ant Factor Cable Loss Preamp Factor Aux Factor APos TPos Remark MHz dBuV/m dBuV/m dB dBuV dB/m dB dB dB cm deg 1 5458.80 57.35 74.00 -16.65 43.74 32.72 10.91 33.53 3.51 274 72 Peak 2 5469.80 59.30 68.20 -8.90 45.67 32.74 10.93 33.56 3.52 274 72 Peak	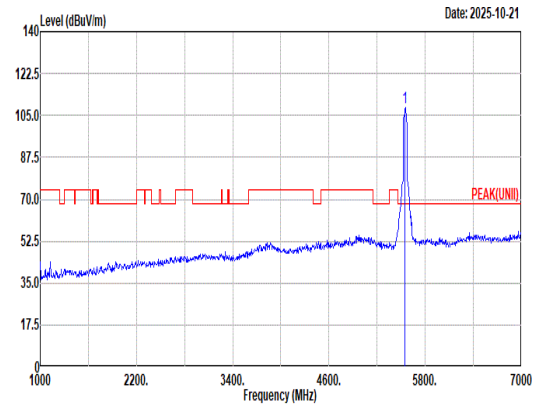 Site : 03CH23-HY Condition: PEAK(UNII) 3m DRH18-E_LE2C05A18EN_250702 VERTICAL : RBW:1000.000kHz VBW:3000.000kHz SWT:Auto Freq Level Limit Line Margin Read Level Ant Factor Cable Loss Preamp Factor Aux Factor APos TPos Remark MHz dBuV/m dBuV/m dB dBuV dB/m dB dB dB cm deg 1 5550.00 108.42 ------ ------ 94.41 33.11 11.08 33.72 3.54 274 72 Peak
Avg	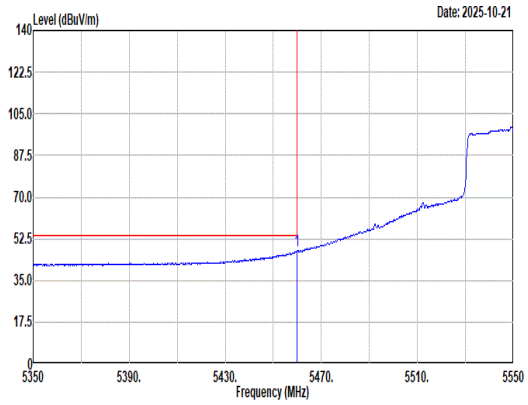 Site : 03CH23-HY Condition: AVG_BE(UNII)_B3 3m DRH18-E_LE2C05A18EN_250702 VERTICAL : RBW:1000.000kHz VBW:2.000kHz SWT:Auto Freq Level Limit Line Margin Read Level Ant Factor Cable Loss Preamp Factor Aux Factor APos TPos Remark MHz dBuV/m dBuV/m dB dBuV dB/m dB dB dB cm deg 1 5460.00 47.38 54.00 -6.62 33.78 32.72 10.91 33.54 3.51 274 72 Average	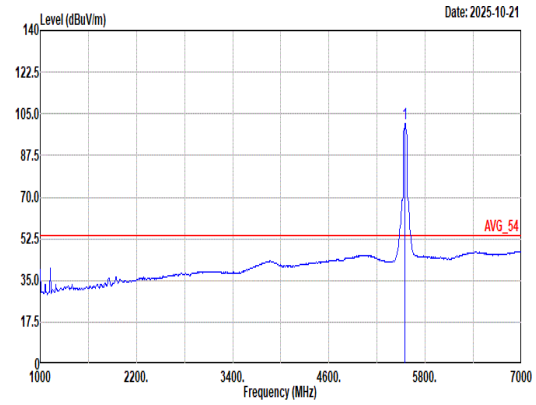 Site : 03CH23-HY Condition: AVG_54 3m DRH18-E_LE2C05A18EN_250702 VERTICAL : RBW:1000.000kHz VBW:2.000kHz SWT:Auto Freq Level Limit Line Margin Read Level Ant Factor Cable Loss Preamp Factor Aux Factor APos TPos Remark MHz dBuV/m dBuV/m dB dBuV dB/m dB dB dB cm deg 1 5550.00 100.91 ------ ------ 86.90 33.11 11.08 33.72 3.54 274 72 Average

Mode	35	
	Band Edge - R	
	U-NII-2C_5.47-5.725_802.11ax HE40_CH110_Full RU_5550MHz	
ANT	1	
Pol.	Vertical	Fundamental
Peak	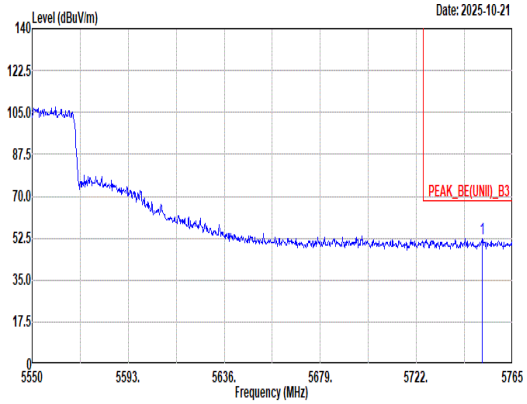 Site : 03CH23-HY Condition: PEAK_BE(UNII)_B3 3m DRH18-E_LE2C05A18EN_250702 VERTICAL : RBW:1000.000kHz VBW:3000.000kHz SWT:Auto Limit Read Ant Cable Preamp Aux APos TPos Freq Level Line Margin Level Factor Loss Factor Factor Remark MHz dBuV/m dBuV/m dB dBuV dB/m dB dB dB cm deg 1 5751.46 52.52 68.20 -15.68 37.69 34.00 11.21 33.98 3.60 274 72 Peak	Blank

Mode	35	
	Harmonic	
	U-NII-2C_5.47-5.725_802.11ax HE40_CH110_Full RU_5550MHz	
ANT	1	
Pol.	Horizontal	Vertical
Peak Avg	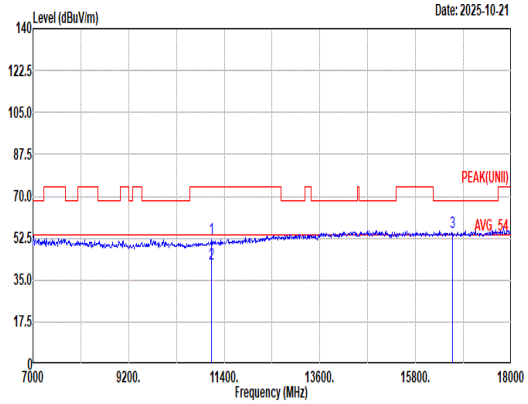 Site : 03CH23-HY Condition: PEAK(UNII) 3m DRH18-E_LE2C05A18EN_250702 HORIZONTAL Freq Level Limit Line Margin Read Level Ant Factor Cable Loss Preamp Factor Aux Factor APos TPos Remark MHz dBuV/m dBuV/m dB dBuV dB/m dB dB dB cm deg 1 11100.00 52.21 74.00 -21.79 36.08 38.20 15.44 39.74 2.23 -- -- Peak 2 11100.00 41.99 54.00 -12.01 25.86 38.20 15.44 39.74 2.23 -- -- Average 3 16650.00 54.76 68.20 -13.44 38.23 40.80 18.91 45.98 2.80 -- -- Peak	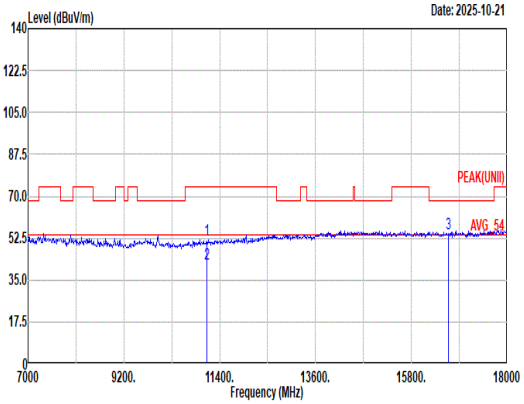 Site : 03CH23-HY Condition: PEAK(UNII) 3m DRH18-E_LE2C05A18EN_250702 VERTICAL Freq Level Limit Line Margin Read Level Ant Factor Cable Loss Preamp Factor Aux Factor APos TPos Remark MHz dBuV/m dBuV/m dB dBuV dB/m dB dB dB cm deg 1 11100.00 51.89 74.00 -22.11 35.76 38.20 15.44 39.74 2.23 -- -- Peak 2 11100.00 41.67 54.00 -12.33 25.54 38.20 15.44 39.74 2.23 -- -- Average 3 16650.00 54.51 68.20 -13.69 37.98 40.80 18.91 45.98 2.80 -- -- Peak

Mode	35	
	Harmonic	
	U-NII-2C_5.47-5.725_802.11ax HE40_CH110_Full RU_5550MHz	
ANT	1	
Pol.	Horizontal	Vertical
10.6G ~18G Avg	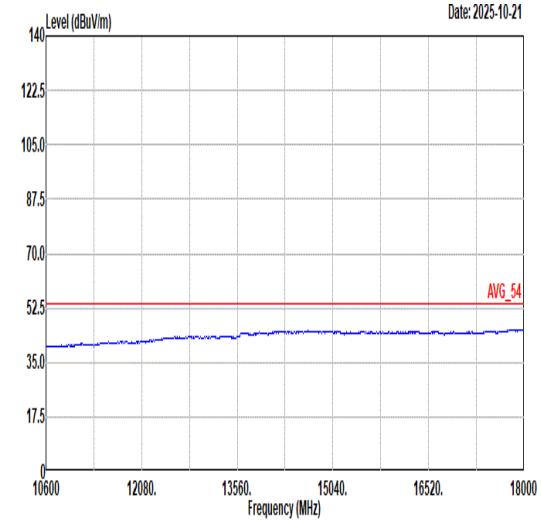 Site : 03CH23-HY Condition: AVG_54 3m DRH18-E_LE2C05A18EN_250702 HORIZONTAL	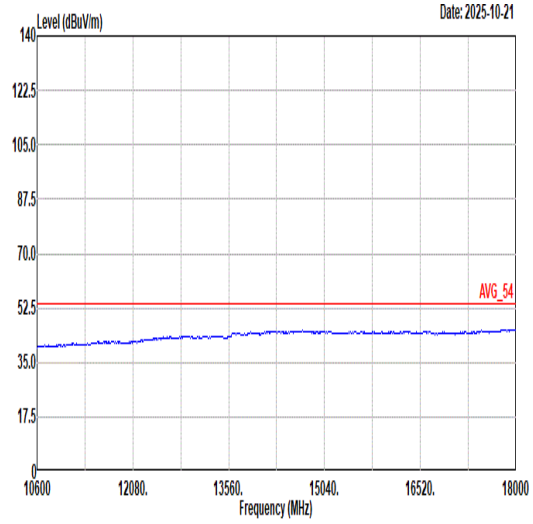 Site : 03CH23-HY Condition: AVG_54 3m DRH18-E_LE2C05A18EN_250702 VERTICAL

Mode	36	
	Band Edge - L	
	U-NII-2C_5.47-5.725_802.11ax HE40_CH134_Full RU_5670MHz	
ANT	1	
Pol.	Horizontal	Fundamental
Peak	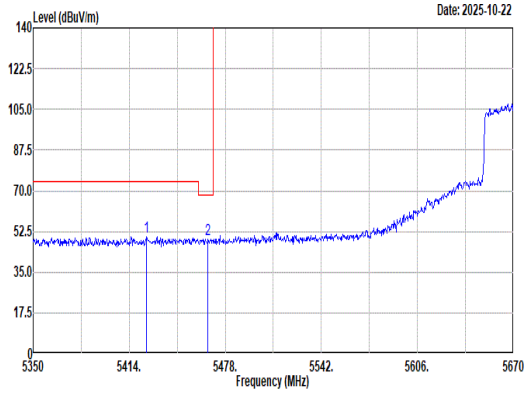 Site : 03CH23-HY Condition: PEAK_BE(UNII)_B3 3m DRH18-E_LE2C05A18EN_250702 HORIZONTAL : RBW:1000.000kHz VBW:3000.000kHz SWT:Auto Freq Level Limit Line Margin Read Level Ant Factor Cable Loss Preamp Factor Aux Factor APos TPos Remark MHz dBuV/m dBuV/m dB dBuV dB/m dB dB dB cm deg 1 5425.52 50.08 74.00 -23.92 36.51 32.65 10.85 33.44 3.51 100 285 Peak 2 5466.48 49.29 68.20 -18.91 35.66 32.73 10.93 33.55 3.52 100 285 Peak	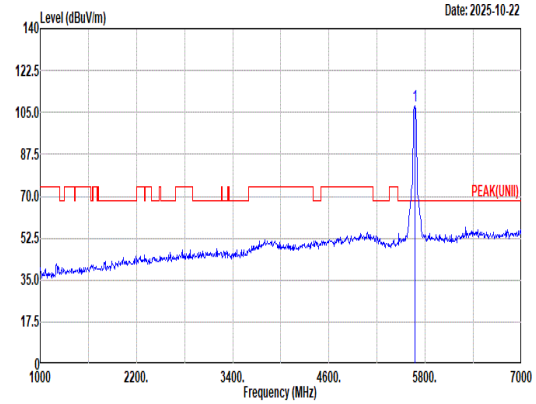 Site : 03CH23-HY Condition: PEAK(UNII) 3m DRH18-E_LE2C05A18EN_250702 HORIZONTAL : RBW:1000.000kHz VBW:3000.000kHz SWT:Auto Freq Level Limit Line Margin Read Level Ant Factor Cable Loss Preamp Factor Aux Factor APos TPos Remark MHz dBuV/m dBuV/m dB dBuV dB/m dB dB dB cm deg 1 5670.00 107.92 ------ ------ 93.40 33.64 11.19 33.88 3.57 100 285 Peak
Avg	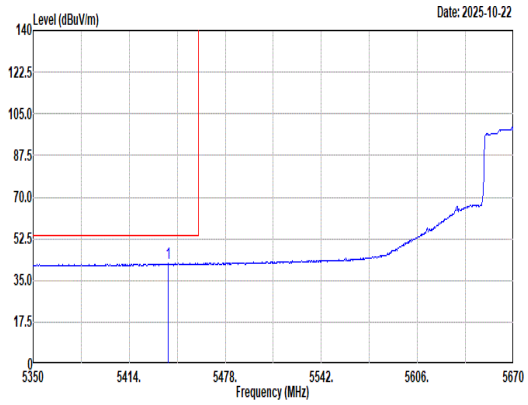 Site : 03CH23-HY Condition: AVG_BE(UNII)_B3 3m DRH18-E_LE2C05A18EN_250702 HORIZONTAL : RBW:1000.000kHz VBW:2.000kHz SWT:Auto Freq Level Limit Line Margin Read Level Ant Factor Cable Loss Preamp Factor Aux Factor APos TPos Remark MHz dBuV/m dBuV/m dB dBuV dB/m dB dB dB cm deg 1 5439.92 42.35 54.00 -11.65 28.76 32.68 10.88 33.48 3.51 100 285 Average	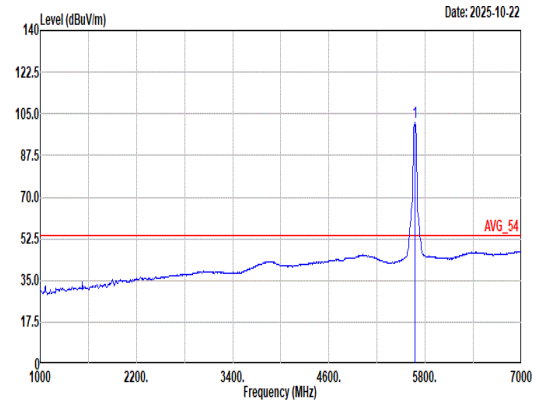 Site : 03CH23-HY Condition: AVG_54 3m DRH18-E_LE2C05A18EN_250702 HORIZONTAL : RBW:1000.000kHz VBW:2.000kHz SWT:Auto Freq Level Limit Line Margin Read Level Ant Factor Cable Loss Preamp Factor Aux Factor APos TPos Remark MHz dBuV/m dBuV/m dB dBuV dB/m dB dB dB cm deg 1 5670.00 101.26 ------ ------ 86.74 33.64 11.19 33.88 3.57 100 285 Average

Mode	36	
	Band Edge - R	
	U-NII-2C_5.47-5.725_802.11ax HE40_CH134_Full RU_5670MHz	
ANT	1	
Pol.	Horizontal	Fundamental
Peak	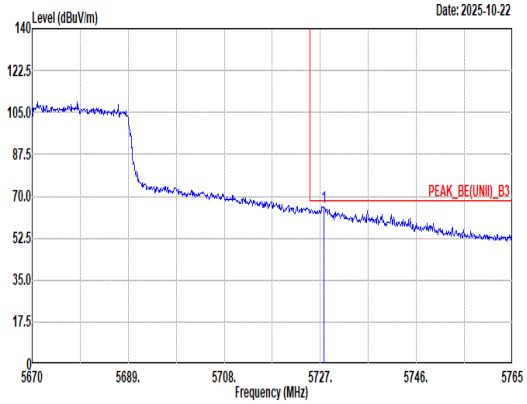 Site : 03CH23-HY Condition: PEAK_BE(UNII)_B3 3m DRH18-E_LE2C05A18EN_250702 HORIZONTAL : RBW:1000.000kHz VBW:3000.000kHz SWT:Auto Freq Level Limit Line Margin Read Level Ant Factor Cable Loss Preamp Factor Aux Factor APos TPos Remark MHz dBuV/m dBuV/m dB dBuV dB/m dB dB dB cm deg 1 5727.76 65.67 68.20 -2.53 50.92 33.91 11.20 33.95 3.59 100 285 Peak	Blank

Mode	36	
	Band Edge - L	
	U-NII-2C_5.47-5.725_802.11ax HE40_CH134_Full RU_5670MHz	
ANT	1	
Pol.	Vertical	Fundamental
Peak	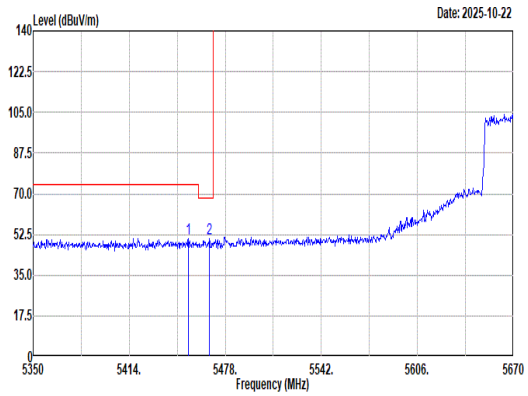 Site : 03CH23-HY Condition: PEAK_BE(UNII)_B3 3m DRH18-E_LE2C05A18EN_250702 VERTICAL : RBW:1000.000kHz VBW:3000.000kHz SWT:Auto Freq Level Limit Line Margin Read Level Ant Factor Cable Loss Preamp Factor Aux Factor APos TPos Remark MHz dBuV/m dBuV/m dB dBuV dB/m dB dB dB cm deg 1 5453.36 50.76 74.00 -23.24 37.16 32.71 10.90 33.52 3.51 251 70 Peak 2 5467.44 50.66 68.20 -17.54 37.04 32.73 10.93 33.56 3.52 251 70 Peak	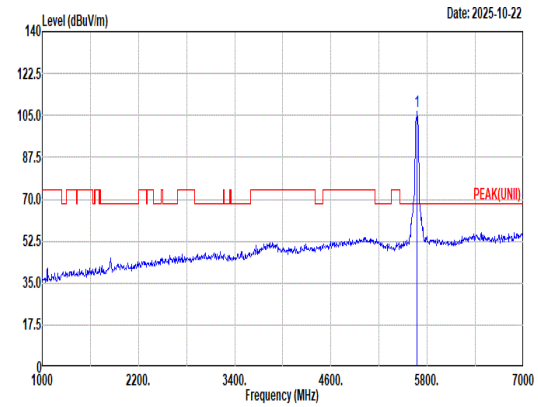 Site : 03CH23-HY Condition: PEAK(UNII) 3m DRH18-E_LE2C05A18EN_250702 VERTICAL : RBW:1000.000kHz VBW:3000.000kHz SWT:Auto Freq Level Limit Line Margin Read Level Ant Factor Cable Loss Preamp Factor Aux Factor APos TPos Remark MHz dBuV/m dBuV/m dB dBuV dB/m dB dB dB cm deg 1 5670.00 106.73 ------ ------ 92.21 33.64 11.19 33.88 3.57 251 70 Peak
Avg	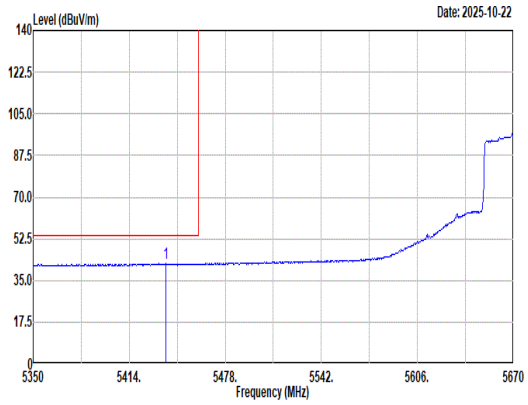 Site : 03CH23-HY Condition: AVG_BE(UNII)_B3 3m DRH18-E_LE2C05A18EN_250702 VERTICAL : RBW:1000.000kHz VBW:2.000kHz SWT:Auto Freq Level Limit Line Margin Read Level Ant Factor Cable Loss Preamp Factor Aux Factor APos TPos Remark MHz dBuV/m dBuV/m dB dBuV dB/m dB dB dB cm deg 1 5438.32 42.12 54.00 -11.88 28.52 32.68 10.88 33.47 3.51 251 70 Average	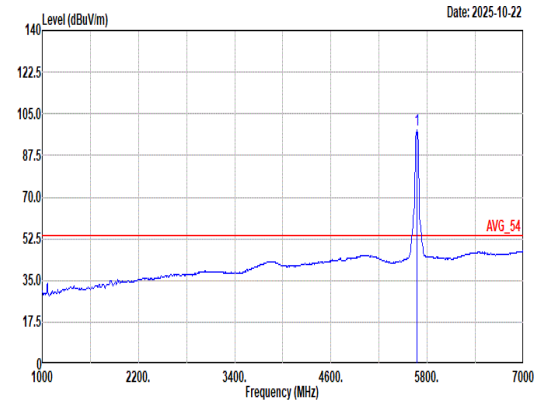 Site : 03CH23-HY Condition: AVG_54 3m DRH18-E_LE2C05A18EN_250702 VERTICAL : RBW:1000.000kHz VBW:2.000kHz SWT:Auto Freq Level Limit Line Margin Read Level Ant Factor Cable Loss Preamp Factor Aux Factor APos TPos Remark MHz dBuV/m dBuV/m dB dBuV dB/m dB dB dB cm deg 1 5670.00 98.29 ------ ------ 83.77 33.64 11.19 33.88 3.57 251 70 Average

Mode	36	
	Band Edge - R	
	U-NII-2C_5.47-5.725_802.11ax HE40_CH134_Full RU_5670MHz	
ANT	1	
Pol.	Vertical	Fundamental
Peak	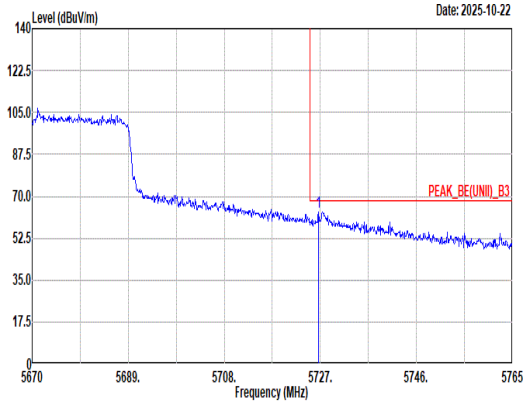 Site : 03CH23-HY Condition: PEAK_BE(UNII)_B3 3m DRH18-E_LE2C05A18EN_250702 VERTICAL : RBW:1000.000kHz VBW:3000.000kHz SWT:Auto Freq Level Limit Line Margin Read Level Ant Factor Cable Loss Preamp Factor Aux Factor APos TPos Remark MHz dBuV/m dBuV/m dB dBuV dB/m dB dB dB cm deg 1 5726.62 63.56 68.20 -4.64 48.80 33.91 11.20 33.94 3.59 251 70 Peak	Blank

Mode	36	
	Harmonic	
	U-NII-2C_5.47-5.725_802.11ax HE40_CH134_Full RU_5670MHz	
ANT	1	
Pol.	Horizontal	Vertical
Peak Avg	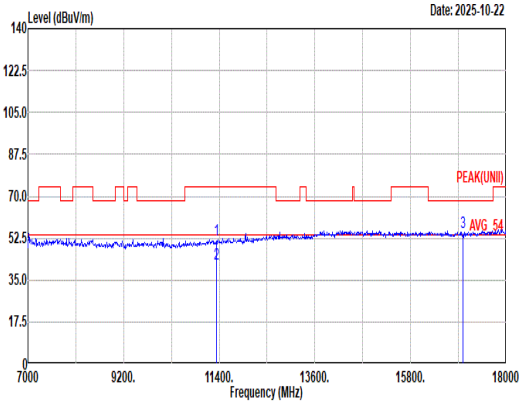 Site : 03CH23-HY Condition: PEAK(UNII) 3m DRH18-E_LE2C05A18EN_250702 HORIZONTAL Freq Level Limit Line Margin Read Level Ant Factor Cable Loss Preamp Factor Aux Factor APos TPos Remark MHz dBuV/m dBuV/m dB dBuV dB/m dB dB dB cm deg 1 11340.00 51.78 74.00 -22.22 35.32 38.48 15.60 39.88 2.26 -- -- Peak 2 11340.00 41.89 54.00 -12.11 25.43 38.48 15.60 39.88 2.26 -- -- Average 3 17010.00 55.06 68.20 -13.14 38.72 40.58 19.09 46.28 2.95 -- -- Peak	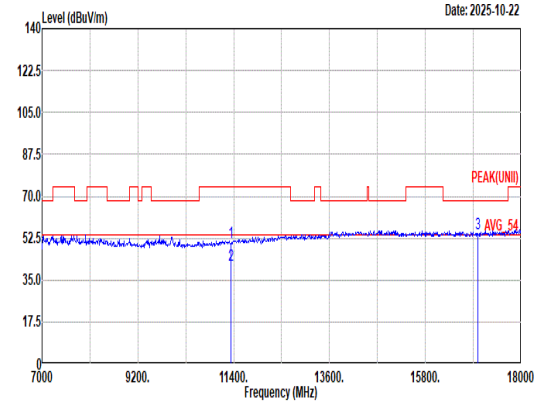 Site : 03CH23-HY Condition: PEAK(UNII) 3m DRH18-E_LE2C05A18EN_250702 VERTICAL Freq Level Limit Line Margin Read Level Ant Factor Cable Loss Preamp Factor Aux Factor APos TPos Remark MHz dBuV/m dBuV/m dB dBuV dB/m dB dB dB cm deg 1 11340.00 50.55 74.00 -23.45 34.09 38.48 15.60 39.88 2.26 -- -- Peak 2 11340.00 41.24 54.00 -12.76 24.78 38.48 15.60 39.88 2.26 -- -- Average 3 17010.00 54.63 68.20 -13.57 38.29 40.58 19.09 46.28 2.95 -- -- Peak

Mode	36	
	Harmonic	
	U-NII-2C_5.47-5.725_802.11ax HE40_CH134_Full RU_5670MHz	
ANT	1	
Pol.	Horizontal	Vertical
10.6G ~18G Avg	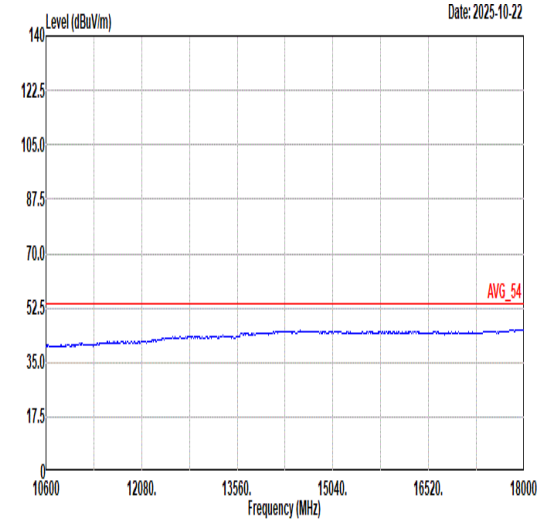 Site : 03CH23-HY Condition: AVG_54 3m DRH18-E_LE2C05A18EN_250702 HORIZONTAL	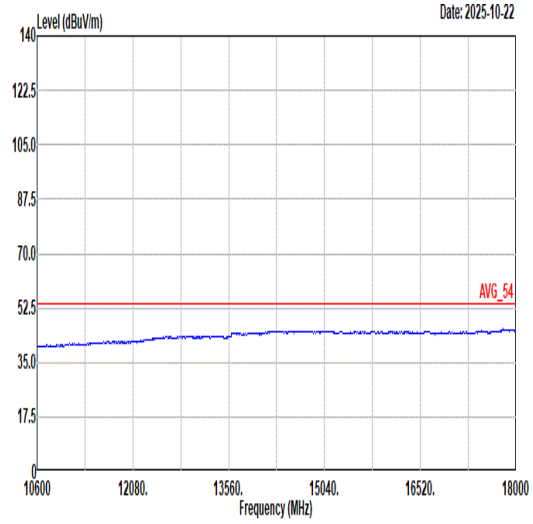 Site : 03CH23-HY Condition: AVG_54 3m DRH18-E_LE2C05A18EN_250702 VERTICAL

Mode	37	
	Band Edge - L	
	U-NII-2C_5.47-5.725_802.11ax HE40_CH134_Partial RU 242/62_5670MHz	
ANT	1	
Pol.	Horizontal	Fundamental
Peak	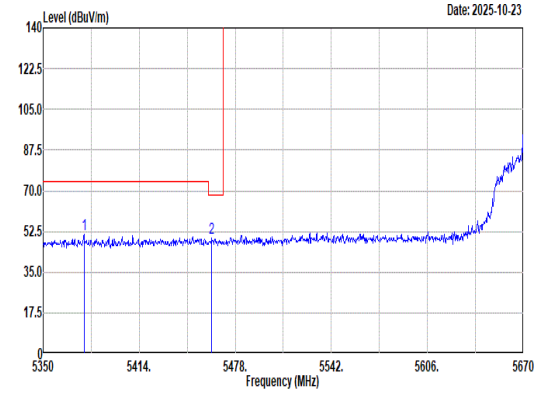 Site : 03CH23-HY Condition: PEAK_BE(UNII)_B3 3m DRH18-E_LE2C05A18EN_250702 HORIZONTAL : RBW:1000.000kHz VBW:3000.000kHz SWT:Auto Freq Level Limit Line Margin Read Level Ant Factor Cable Loss Preamp Factor Aux Factor APos TPos Remark MHz dBuV/m dBuV/m dB dBuV dB/m dB dB dB cm deg 1 5377.20 51.01 74.00 -22.99 37.48 32.55 10.79 33.30 3.49 176 283 Peak 2 5462.32 49.68 68.20 -18.52 36.06 32.72 10.92 33.54 3.52 176 283 Peak	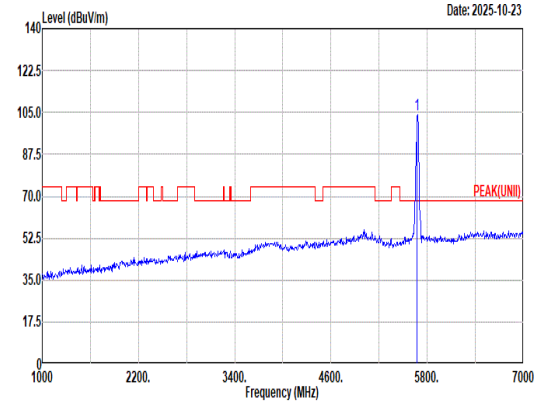 Site : 03CH23-HY Condition: PEAK(UNII) 3m DRH18-E_LE2C05A18EN_250702 HORIZONTAL : RBW:1000.000kHz VBW:3000.000kHz SWT:Auto Freq Level Limit Line Margin Read Level Ant Factor Cable Loss Preamp Factor Aux Factor APos TPos Remark MHz dBuV/m dBuV/m dB dBuV dB/m dB dB dB cm deg 1 5670.00 104.17 ------ ------ 89.57 33.72 11.19 33.89 3.58 176 283 Peak
Avg	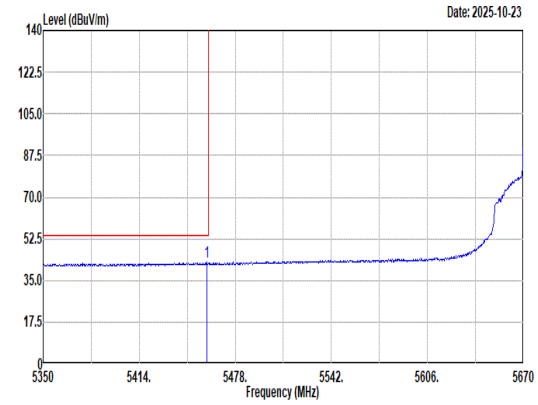 Site : 03CH23-HY Condition: AVG_BE(UNII)_B3 3m DRH18-E_LE2C05A18EN_250702 HORIZONTAL : RBW:1000.000kHz VBW:4.000kHz SWT:Auto Freq Level Limit Line Margin Read Level Ant Factor Cable Loss Preamp Factor Aux Factor APos TPos Remark MHz dBuV/m dBuV/m dB dBuV dB/m dB dB dB cm deg 1 5459.12 42.55 54.00 -11.45 28.94 32.72 10.91 33.53 3.51 176 283 Average	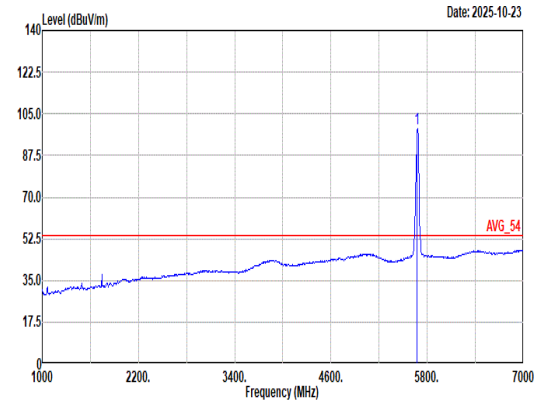 Site : 03CH23-HY Condition: AVG_54 3m DRH18-E_LE2C05A18EN_250702 HORIZONTAL : RBW:1000.000kHz VBW:4.000kHz SWT:Auto Freq Level Limit Line Margin Read Level Ant Factor Cable Loss Preamp Factor Aux Factor APos TPos Remark MHz dBuV/m dBuV/m dB dBuV dB/m dB dB dB cm deg 1 5670.00 98.64 ------ ------ 84.04 33.72 11.19 33.89 3.58 176 283 Average

Mode	37	
	Band Edge - R	
	U-NII-2C_5.47-5.725_802.11ax HE40_CH134_Partial RU 242/62_5670MHz	
ANT	1	
Pol.	Horizontal	Fundamental
Peak	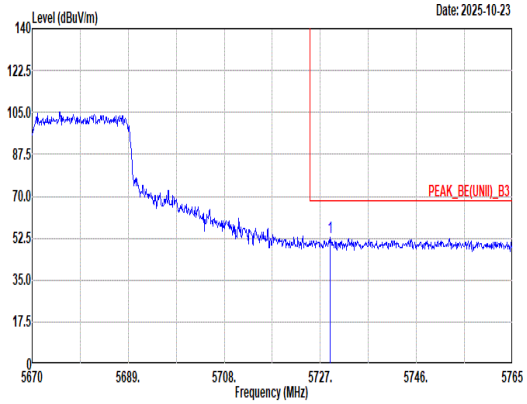 Site : 03CH23-HY Condition: PEAK_BE(UNII)_B3 3m DRH18-E_LE2C05A18EN_250702 HORIZONTAL : RBW:1000.000kHz VBW:3000.000kHz SWT:Auto Freq Level Limit Line Margin Read Level Ant Factor Cable Loss Preamp Factor Aux Factor APos TPos Remark MHz dBuV/m dBuV/m dB dBuV dB/m dB dB dB cm deg 1 5729.00 52.76 68.20 -15.44 37.99 33.92 11.21 33.95 3.59 176 283 Peak	Blank

Mode	37	
	Band Edge - L	
	U-NII-2C_5.47-5.725_802.11ax HE40_CH134_Partial RU 242/62_5670MHz	
ANT	1	
Pol.	Vertical	Fundamental
Peak	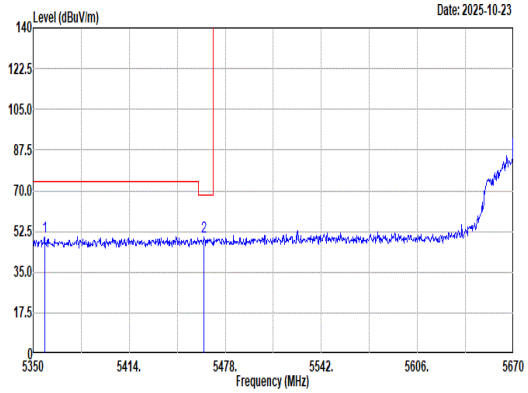 Site : 03CH23-HY Condition: PEAK_BE(UNII)_B3 3m DRH18-E_LE2C05A18EN_250702 VERTICAL : RBW:1000.000kHz VBW:3000.000kHz SWT:Auto Freq Level Limit Line Margin Read Level Ant Factor Cable Loss Preamp Factor Aux Factor APos TPos Remark MHz dBuV/m dBuV/m dB dBuV dB/m dB dB dB cm deg 1 5357.68 50.35 74.00 -23.65 36.82 32.52 10.77 33.24 3.48 251 70 Peak 2 5463.92 50.00 68.20 -18.20 36.38 32.73 10.92 33.55 3.52 251 70 Peak	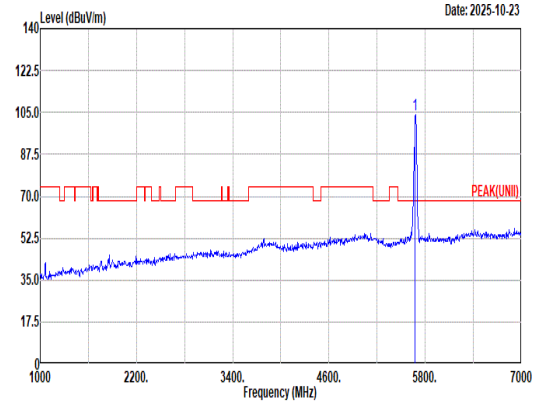 Site : 03CH23-HY Condition: PEAK(UNII) 3m DRH18-E_LE2C05A18EN_250702 VERTICAL : RBW:1000.000kHz VBW:3000.000kHz SWT:Auto Freq Level Limit Line Margin Read Level Ant Factor Cable Loss Preamp Factor Aux Factor APos TPos Remark MHz dBuV/m dBuV/m dB dBuV dB/m dB dB dB cm deg 1 5670.00 103.90 ------ ------ 89.34 33.68 11.19 33.88 3.57 251 70 Peak
Avg	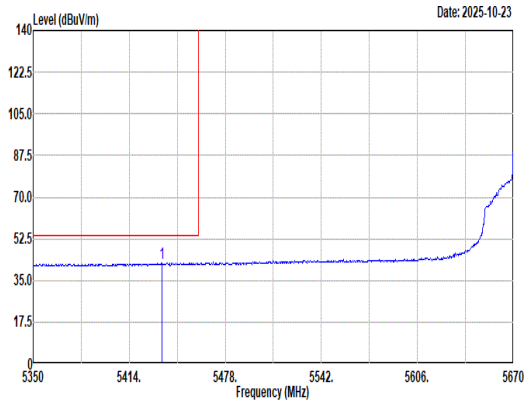 Site : 03CH23-HY Condition: AVG_BE(UNII)_B3 3m DRH18-E_LE2C05A18EN_250702 VERTICAL : RBW:1000.000kHz VBW:4.000kHz SWT:Auto Freq Level Limit Line Margin Read Level Ant Factor Cable Loss Preamp Factor Aux Factor APos TPos Remark MHz dBuV/m dBuV/m dB dBuV dB/m dB dB dB cm deg 1 5435.76 42.49 54.00 -11.51 28.91 32.67 10.87 33.47 3.51 251 70 Average	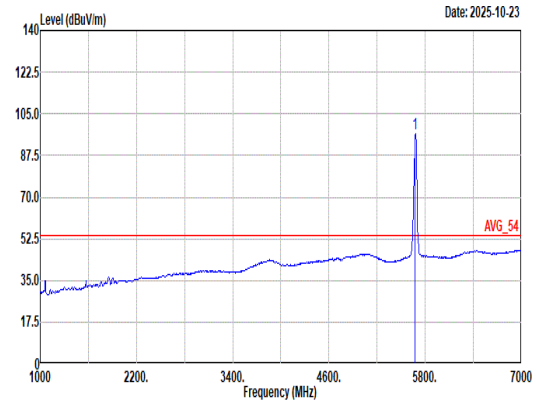 Site : 03CH23-HY Condition: AVG_54 3m DRH18-E_LE2C05A18EN_250702 VERTICAL : RBW:1000.000kHz VBW:4.000kHz SWT:Auto Freq Level Limit Line Margin Read Level Ant Factor Cable Loss Preamp Factor Aux Factor APos TPos Remark MHz dBuV/m dBuV/m dB dBuV dB/m dB dB dB cm deg 1 5670.00 96.58 ------ ------ 82.02 33.68 11.19 33.88 3.57 251 70 Average

Mode	37	
	Band Edge - R	
	U-NII-2C_5.47-5.725_802.11ax HE40_CH134_Partial RU 242/62_5670MHz	
ANT	1	
Pol.	Vertical	Fundamental
Peak	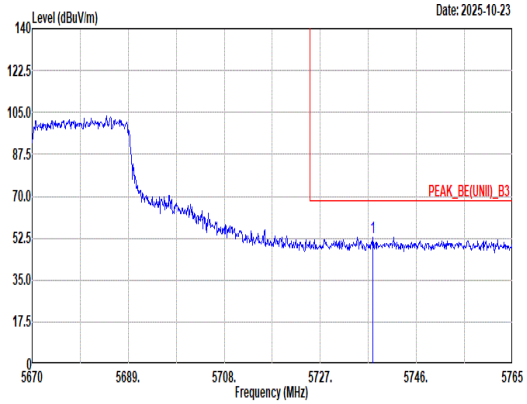 Site : 03CH23-HY Condition: PEAK_BE(UNII)_B3 3m DRH18-E_LE2C05A18EN_250702 VERTICAL : RBW:1000.000kHz VBW:3000.000kHz SWT:Auto Limit Read Ant Cable Preamp Aux APos TPos Freq Level Line Margin Level Factor Loss Factor Factor Remark MHz dBuV/m dBuV/m dB dBuV dB/m dB dB dB cm deg 1 5737.45 52.64 68.20 -15.56 37.85 33.95 11.21 33.96 3.59 251 70 Peak	Blank

Mode	38	
	Band Edge - L	
	U-NII-2C_5.47-5.725_802.11ax HE80_CH106_Full RU_5530MHz	
ANT	1	
Pol.	Horizontal	Fundamental
Peak	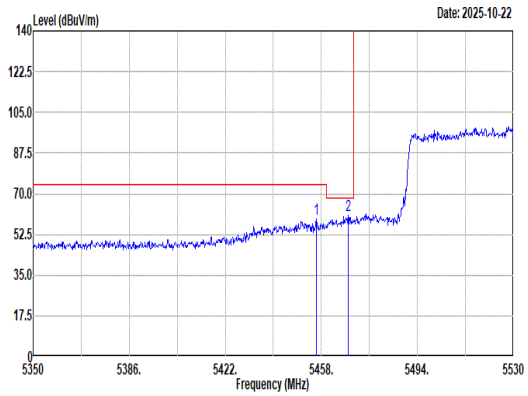 Site : 03CH23-HY Condition: PEAK_BE(UNII)_B3 3m DRH18-E_LE2C05A18EN_250702 HORIZONTAL : RBW:1000.000kHz VBW:3000.000kHz SWT:Auto Freq Level Limit Line Margin Read Level Ant Factor Cable Loss Preamp Factor Aux Factor APos TPos Remark MHz dBuV/m dBuV/m dB dBuV dB/m dB dB dB cm deg 1 5456.02 58.93 74.00 -15.07 45.32 32.71 10.91 33.52 3.51 100 277 Peak 2 5468.08 60.85 68.20 -7.35 47.22 32.74 10.93 33.56 3.52 100 277 Peak	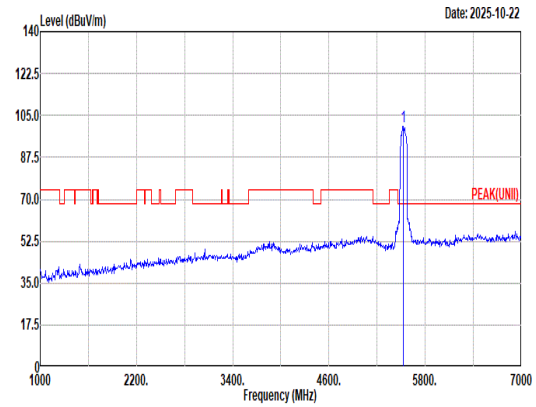 Site : 03CH23-HY Condition: PEAK(UNII) 3m DRH18-E_LE2C05A18EN_250702 HORIZONTAL : RBW:1000.000kHz VBW:3000.000kHz SWT:Auto Freq Level Limit Line Margin Read Level Ant Factor Cable Loss Preamp Factor Aux Factor APos TPos Remark MHz dBuV/m dBuV/m dB dBuV dB/m dB dB dB cm deg 1 5530.00 100.34 ------ ------ 86.55 32.91 11.02 33.67 3.53 100 277 Peak
Avg	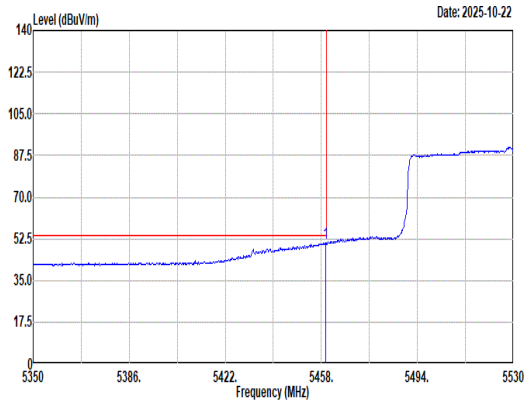 Site : 03CH23-HY Condition: AVG_BE(UNII)_B3 3m DRH18-E_LE2C05A18EN_250702 HORIZONTAL : RBW:1000.000kHz VBW:3.600kHz SWT:Auto Freq Level Limit Line Margin Read Level Ant Factor Cable Loss Preamp Factor Aux Factor APos TPos Remark MHz dBuV/m dBuV/m dB dBuV dB/m dB dB dB cm deg 1 5459.62 50.57 54.00 -3.43 36.96 32.72 10.91 33.53 3.51 100 277 Average	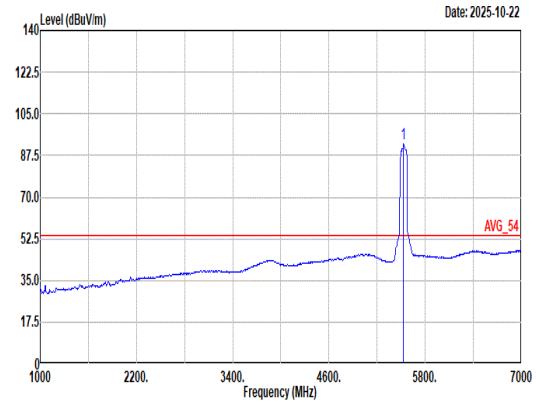 Site : 03CH23-HY Condition: AVG_54 3m DRH18-E_LE2C05A18EN_250702 HORIZONTAL : RBW:1000.000kHz VBW:3.600kHz SWT:Auto Freq Level Limit Line Margin Read Level Ant Factor Cable Loss Preamp Factor Aux Factor APos TPos Remark MHz dBuV/m dBuV/m dB dBuV dB/m dB dB dB cm deg 1 5530.00 92.21 ------ ------ 78.35 32.98 11.04 33.69 3.53 100 277 Average

Mode	38	
	Band Edge - R	
	U-NII-2C_5.47-5.725_802.11ax HE80_CH106_Full RU_5530MHz	
ANT	1	
Pol.	Horizontal	Fundamental
Peak	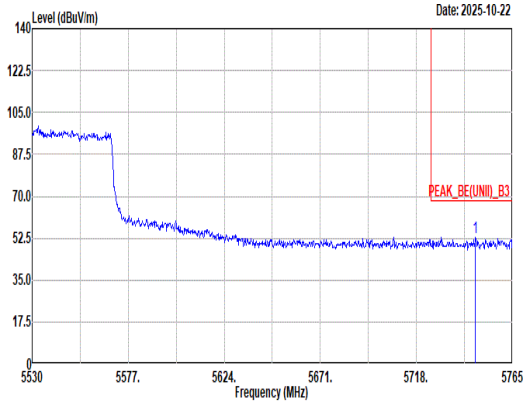 Site : 03CH23-HY Condition: PEAK_BE(UNII)_B3 3m DRH18-E_LE2C05A18EN_250702 HORIZONTAL : RBW:1000.000kHz VBW:3000.000kHz SWT:Auto Freq Level Limit Line Margin Read Level Ant Factor Cable Loss Preamp Factor Aux Factor APos TPos Remark MHz dBuV/m dBuV/m dB dBuV dB/m dB dB dB cm deg 1 5746.91 52.87 68.20 -15.33 38.05 33.99 11.21 33.97 3.59 100 277 Peak	Blank

Mode	38	
	Band Edge - L	
	U-NII-2C_5.47-5.725_802.11ax HE80_CH106_Full RU_5530MHz	
ANT	1	
Pol.	Vertical	Fundamental
Peak	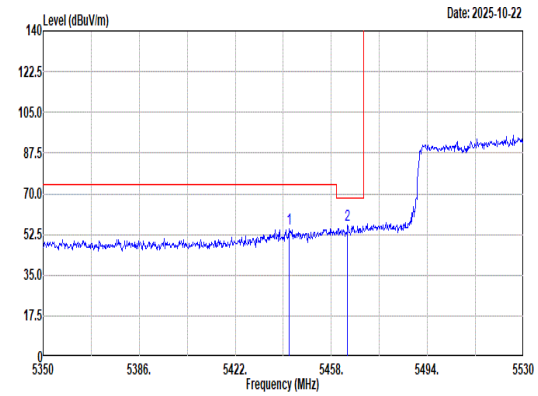 Site : 03CH23-HY Condition: PEAK_BE(UNII)_B3 3m DRH18-E_LE2C05A18EN_250702 VERTICAL : RBW:1000.000kHz VBW:3000.000kHz SWT:Auto Freq Level Limit Line Margin Read Level Ant Factor Cable Loss Preamp Factor Aux Factor APos TPos Remark MHz dBuV/m dBuV/m dB dBuV dB/m dB dB dB cm deg 1 5442.16 54.78 74.00 -19.22 41.19 32.68 10.88 33.48 3.51 300 69 Peak 2 5464.12 56.65 68.20 -11.55 43.03 32.73 10.92 33.55 3.52 300 69 Peak	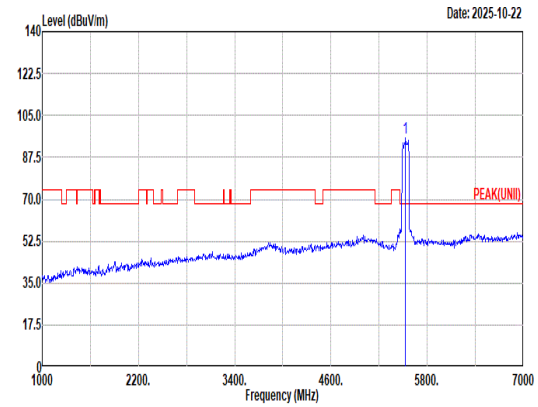 Site : 03CH23-HY Condition: PEAK(UNII) 3m DRH18-E_LE2C05A18EN_250702 VERTICAL : RBW:1000.000kHz VBW:3000.000kHz SWT:Auto Freq Level Limit Line Margin Read Level Ant Factor Cable Loss Preamp Factor Aux Factor APos TPos Remark MHz dBuV/m dBuV/m dB dBuV dB/m dB dB dB cm deg 1 5530.00 95.65 ------ ------ 81.79 32.98 11.04 33.69 3.53 300 69 Peak
Avg	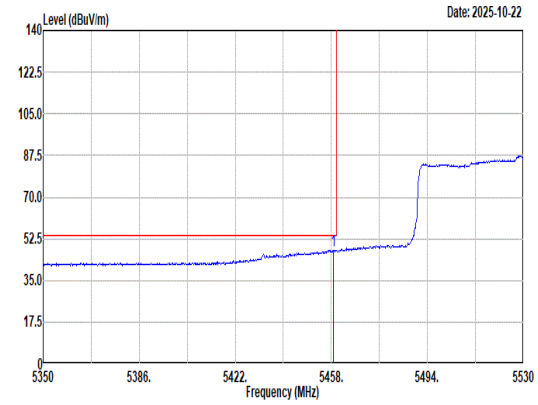 Site : 03CH23-HY Condition: AVG_BE(UNII)_B3 3m DRH18-E_LE2C05A18EN_250702 VERTICAL : RBW:1000.000kHz VBW:3.600kHz SWT:Auto Freq Level Limit Line Margin Read Level Ant Factor Cable Loss Preamp Factor Aux Factor APos TPos Remark MHz dBuV/m dBuV/m dB dBuV dB/m dB dB dB cm deg 1 5458.90 47.72 54.00 -6.28 34.11 32.72 10.91 33.53 3.51 300 69 Average	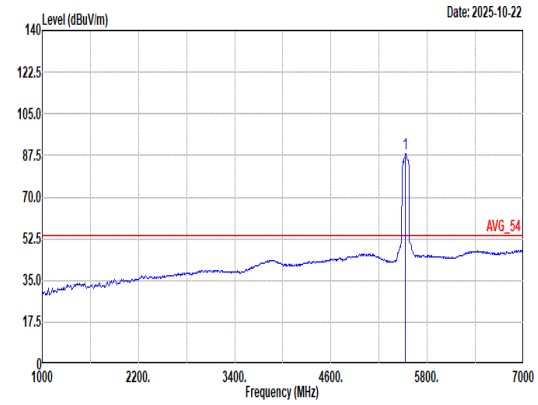 Site : 03CH23-HY Condition: AVG_54 3m DRH18-E_LE2C05A18EN_250702 VERTICAL : RBW:1000.000kHz VBW:3.600kHz SWT:Auto Freq Level Limit Line Margin Read Level Ant Factor Cable Loss Preamp Factor Aux Factor APos TPos Remark MHz dBuV/m dBuV/m dB dBuV dB/m dB dB dB cm deg 1 5530.00 88.44 ------ ------ 74.58 32.98 11.04 33.69 3.53 300 69 Average

Mode	38	
	Band Edge - R	
	U-NII-2C_5.47-5.725_802.11ax HE80_CH106_Full RU_5530MHz	
ANT	1	
Pol.	Vertical	Fundamental
Peak	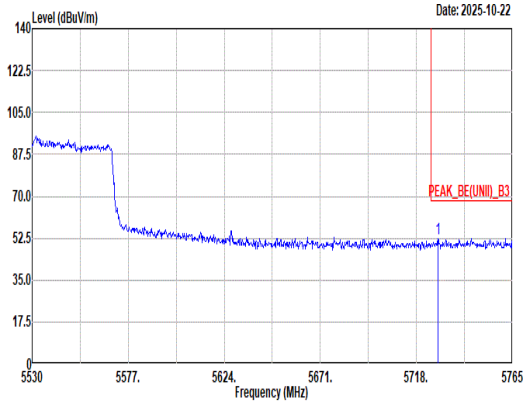 Site : 03CH23-HY Condition: PEAK_BE(UNII)_B3 3m DRH18-E_LE2C05A18EN_250702 VERTICAL : RBW:1000.000kHz VBW:3000.000kHz SWT:Auto Freq Level Limit Line Margin Read Level Ant Factor Cable Loss Preamp Factor Aux Factor APos TPos Remark MHz dBuV/m dBuV/m dB dBuV dB/m dB dB dB cm deg 1 5728.58 52.35 68.20 -15.85 37.59 33.91 11.21 33.95 3.59 300 69 Peak	Blank

Mode	38	
	Harmonic	
	U-NII-2C_5.47-5.725_802.11ax HE80_CH106_Full RU_5530MHz	
ANT	1	
Pol.	Horizontal	Vertical
Peak Avg	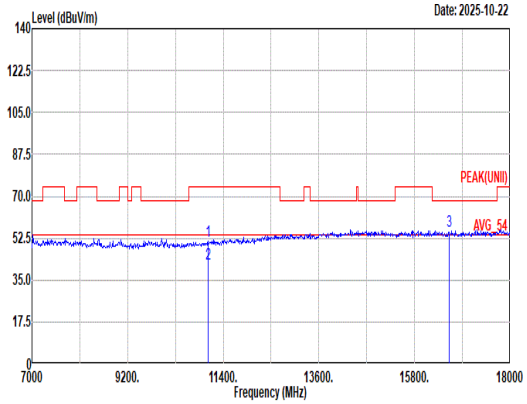 Site : 03CH23-HY Condition: PEAK(UNII) 3m DRH18-E_LE2C05A18EN_250702 HORIZONTAL Freq Level Limit Line Margin Read Level Ant Factor Cable Loss Preamp Factor Aux Factor APos TPos Remark MHz dBuV/m dBuV/m dB dBuV dB/m dB dB dB cm deg 1 11060.00 51.32 74.00 -22.68 35.37 38.04 15.41 39.72 2.22 -- -- Peak 2 11060.00 41.96 54.00 -12.04 26.01 38.04 15.41 39.72 2.22 -- -- Average 3 16590.00 55.42 68.20 -12.78 38.84 40.86 18.88 45.93 2.77 -- -- Peak	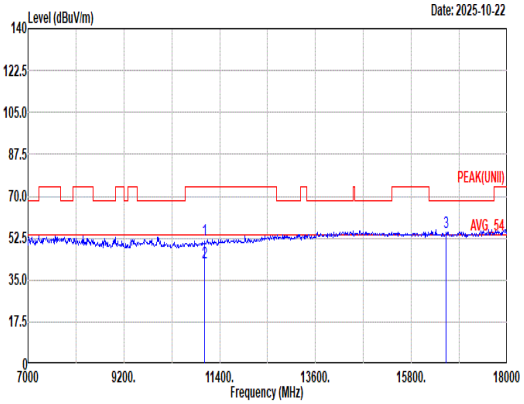 Site : 03CH23-HY Condition: PEAK(UNII) 3m DRH18-E_LE2C05A18EN_250702 VERTICAL Freq Level Limit Line Margin Read Level Ant Factor Cable Loss Preamp Factor Aux Factor APos TPos Remark MHz dBuV/m dBuV/m dB dBuV dB/m dB dB dB cm deg 1 11060.00 51.91 74.00 -22.09 35.96 38.04 15.41 39.72 2.22 -- -- Peak 2 11060.00 42.03 54.00 -11.97 26.08 38.04 15.41 39.72 2.22 -- -- Average 3 16590.00 54.96 68.20 -13.24 38.38 40.86 18.88 45.93 2.77 -- -- Peak

Mode	38	
	Harmonic	
	U-NII-2C_5.47-5.725_802.11ax HE80_CH106_Full RU_5530MHz	
ANT	1	
Pol.	Horizontal	Vertical
10.6G ~18G Avg	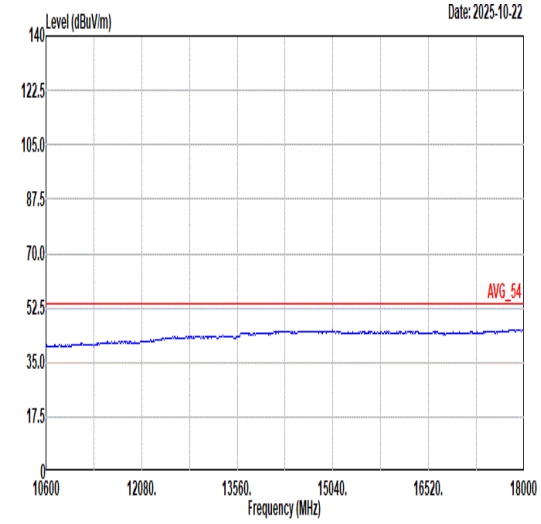 Site : 03CH23-HY Condition: AVG_54 3m DRH18-E_LE2C05A18EN_250702 HORIZONTAL	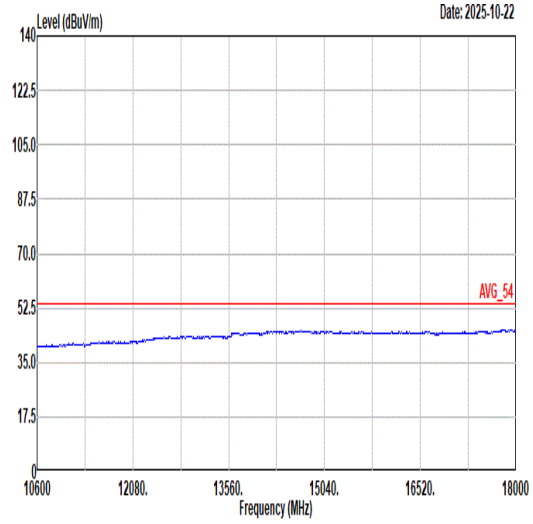 Site : 03CH23-HY Condition: AVG_54 3m DRH18-E_LE2C05A18EN_250702 VERTICAL

Mode	39	
	Band Edge - L	
	U-NII-2C_5.47-5.725_802.11ax HE80_CH106_Partial RU 484/65_5530MHz	
ANT	1	
Pol.	Horizontal	Fundamental
Peak	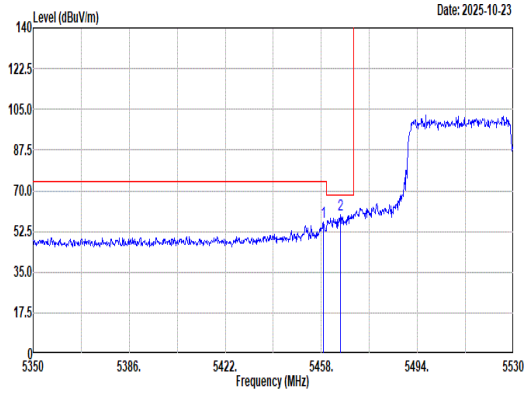 Site : 03CH23-HY Condition: PEAK_BE(UNII)_B3 3m DRH18-E_LE2C05A18EN_250702 HORIZONTAL : RBW:1000.000kHz VBW:3000.000kHz SWT:Auto Freq Level Limit Line Margin Read Level Ant Factor Cable Loss Preamp Factor Aux Factor APos TPos Remark MHz dBuV/m dBuV/m dB dBuV dB/m dB dB dB cm deg 1 5458.72 56.36 74.00 -17.64 42.75 32.72 10.91 33.53 3.51 100 276 Peak 2 5465.20 59.65 68.20 -8.55 46.03 32.73 10.92 33.55 3.52 100 276 Peak	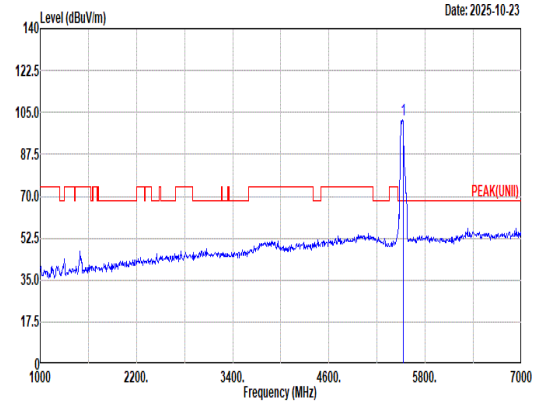 Site : 03CH23-HY Condition: PEAK(UNII) 3m DRH18-E_LE2C05A18EN_250702 HORIZONTAL : RBW:1000.000kHz VBW:3000.000kHz SWT:Auto Freq Level Limit Line Margin Read Level Ant Factor Cable Loss Preamp Factor Aux Factor APos TPos Remark MHz dBuV/m dBuV/m dB dBuV dB/m dB dB dB cm deg 1 5530.00 102.17 ------ ------ 88.38 32.91 11.02 33.67 3.53 100 276 Peak
Avg	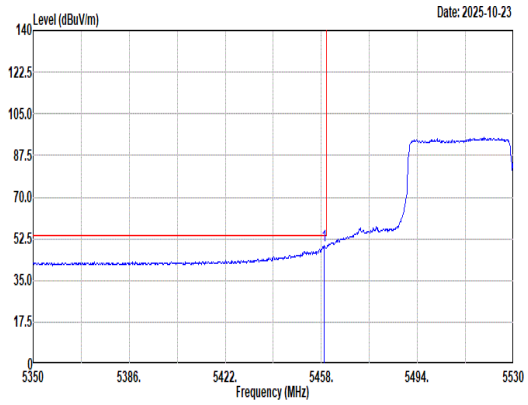 Site : 03CH23-HY Condition: AVG_BE(UNII)_B3 3m DRH18-E_LE2C05A18EN_250702 HORIZONTAL : RBW:1000.000kHz VBW:6.200kHz SWT:Auto Freq Level Limit Line Margin Read Level Ant Factor Cable Loss Preamp Factor Aux Factor APos TPos Remark MHz dBuV/m dBuV/m dB dBuV dB/m dB dB dB cm deg 1 5459.08 49.71 54.00 -4.29 36.10 32.72 10.91 33.53 3.51 100 276 Average	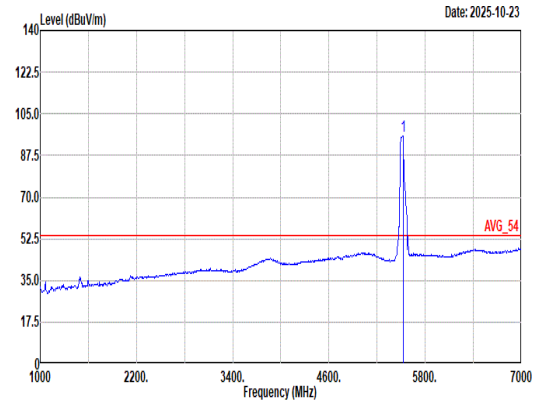 Site : 03CH23-HY Condition: AVG_54 3m DRH18-E_LE2C05A18EN_250702 HORIZONTAL : RBW:1000.000kHz VBW:6.200kHz SWT:Auto Freq Level Limit Line Margin Read Level Ant Factor Cable Loss Preamp Factor Aux Factor APos TPos Remark MHz dBuV/m dBuV/m dB dBuV dB/m dB dB dB cm deg 1 5530.00 95.82 ------ ------ 82.00 32.94 11.03 33.68 3.53 100 276 Average

Mode	39	
	Band Edge - R	
	U-NII-2C_5.47-5.725_802.11ax HE80_CH106_Partial RU 484/65_5530MHz	
ANT	1	
Pol.	Horizontal	Fundamental
Peak	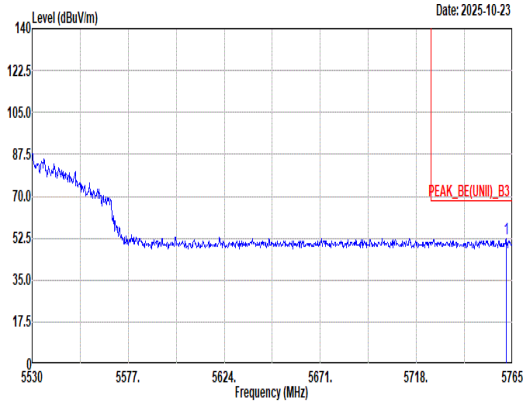 Site : 03CH23-HY Condition: PEAK_BE(UNII)_B3 3m DRH18-E_LE2C05A18EN_250702 HORIZONTAL : RBW:1000.000kHz VBW:3000.000kHz SWT:Auto Freq Level Limit Line Margin Read Level Ant Factor Cable Loss Preamp Factor Aux Factor APos TPos Remark MHz dBuV/m dBuV/m dB dBuV dB/m dB dB dB cm deg 1 5761.95 52.12 68.20 -16.08 37.27 34.02 11.22 33.99 3.60 100 276 Peak	Blank

Mode	39	
	Band Edge - L	
	U-NII-2C_5.47-5.725_802.11ax HE80_CH106_Partial RU 484/65_5530MHz	
ANT	1	
Pol.	Vertical	Fundamental
Peak	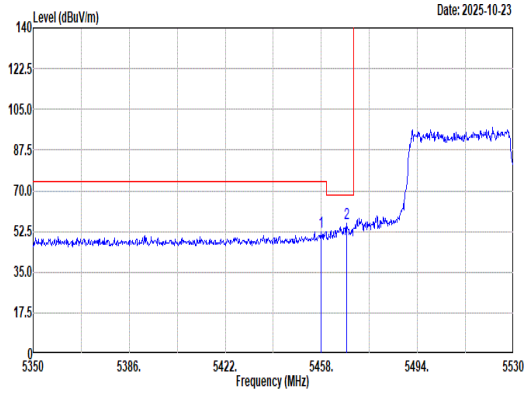 Site : 03CH23-HY Condition: PEAK_BE(UNII)_B3 3m DRH18-E_LE2C05A18EN_250702 VERTICAL : RBW:1000.000kHz VBW:3000.000kHz SWT:Auto Freq Level Limit Line Margin Read Level Ant Factor Cable Loss Preamp Factor Aux Factor APos TPos Remark MHz dBuV/m dBuV/m dB dBuV dB/m dB dB dB cm deg 1 5458.00 52.43 74.00 -21.57 38.82 32.72 10.91 33.53 3.51 266 65 Peak 2 5467.36 55.92 68.20 -12.28 42.30 32.73 10.93 33.56 3.52 266 65 Peak	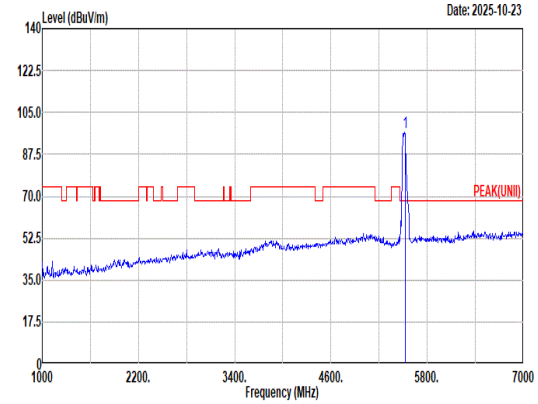 Site : 03CH23-HY Condition: PEAK(UNII) 3m DRH18-E_LE2C05A18EN_250702 VERTICAL : RBW:1000.000kHz VBW:3000.000kHz SWT:Auto Freq Level Limit Line Margin Read Level Ant Factor Cable Loss Preamp Factor Aux Factor APos TPos Remark MHz dBuV/m dBuV/m dB dBuV dB/m dB dB dB cm deg 1 5530.00 96.57 ------ ------ 82.78 32.91 11.02 33.67 3.53 266 65 Peak
Avg	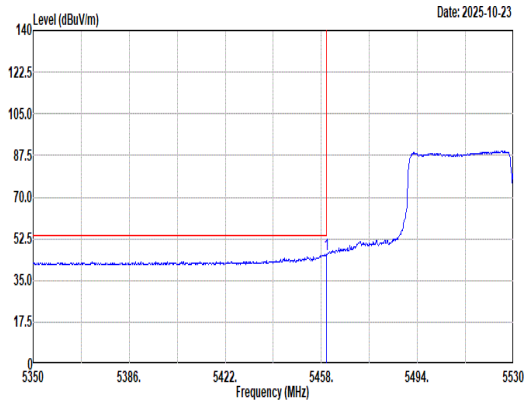 Site : 03CH23-HY Condition: AVG_BE(UNII)_B3 3m DRH18-E_LE2C05A18EN_250702 VERTICAL : RBW:1000.000kHz VBW:6.200kHz SWT:Auto Freq Level Limit Line Margin Read Level Ant Factor Cable Loss Preamp Factor Aux Factor APos TPos Remark MHz dBuV/m dBuV/m dB dBuV dB/m dB dB dB cm deg 1 5459.98 46.21 54.00 -7.79 32.61 32.72 10.91 33.54 3.51 266 65 Average	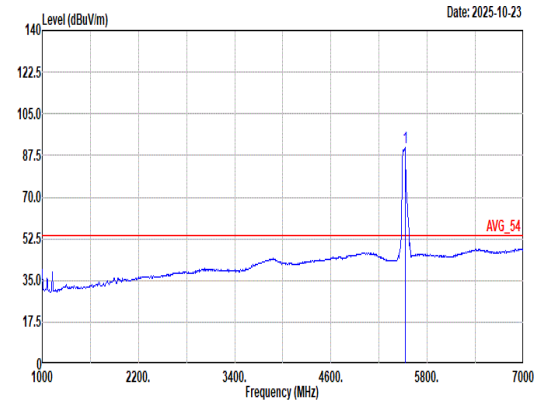 Site : 03CH23-HY Condition: AVG_54 3m DRH18-E_LE2C05A18EN_250702 VERTICAL : RBW:1000.000kHz VBW:6.200kHz SWT:Auto Freq Level Limit Line Margin Read Level Ant Factor Cable Loss Preamp Factor Aux Factor APos TPos Remark MHz dBuV/m dBuV/m dB dBuV dB/m dB dB dB cm deg 1 5530.00 90.81 ------ ------ 76.99 32.94 11.03 33.68 3.53 266 65 Average

Mode	39	
	Band Edge - R	
	U-NII-2C_5.47-5.725_802.11ax HE80_CH106_Partial RU 484/65_5530MHz	
ANT	1	
Pol.	Vertical	Fundamental
Peak	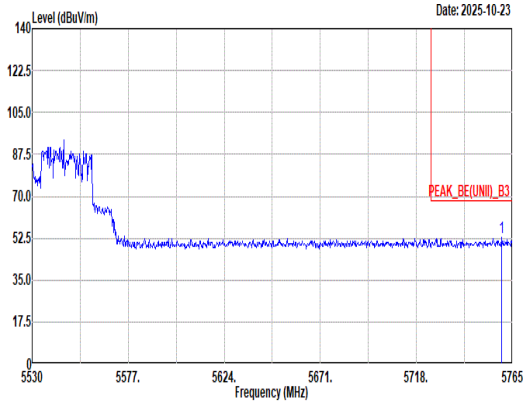 Site : 03CH23-HY Condition: PEAK_BE(UNII)_B3 3m DRH18-E_LE2C05A18EN_250702 VERTICAL : RBW:1000.000kHz VBW:3000.000kHz SWT:Auto Freq Level Limit Line Margin Read Level Ant Factor Cable Loss Preamp Factor Aux Factor APos TPos Remark MHz dBuV/m dBuV/m dB dBuV dB/m dB dB dB cm deg 1 5759.83 52.60 68.20 -15.60 37.75 34.02 11.22 33.99 3.60 266 65 Peak	Blank

Mode	40	
	Band Edge - L	
	U-NII-2C_5.47-5.725_802.11ax HE80_CH122_Full RU_5610MHz	
ANT	1	
Pol.	Horizontal	Fundamental
Peak	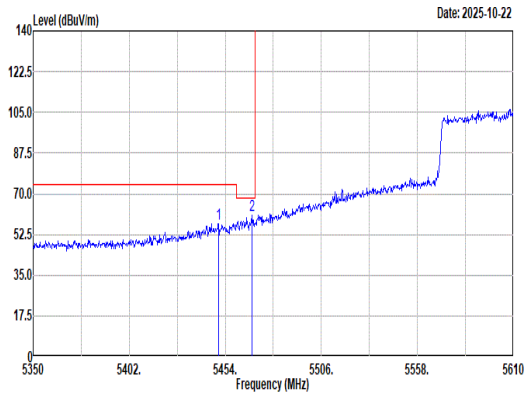 Site : 03CH23-HY Condition: PEAK_BE(UNII)_B3 3m DRH18-E_LE2C05A18EN_250702 HORIZONTAL : RBW:1000.000kHz VBW:3000.000kHz SWT:Auto Freq Level Limit Line Margin Read Level Ant Factor Cable Loss Preamp Factor Aux Factor APos TPos Remark MHz dBuV/m dBuV/m dB dBuV dB/m dB dB dB cm deg 1 5450.36 57.11 74.00 -16.89 43.51 32.70 10.90 33.51 3.51 100 284 Peak 2 5468.30 60.82 68.20 -7.38 47.19 32.74 10.93 33.56 3.52 100 284 Peak	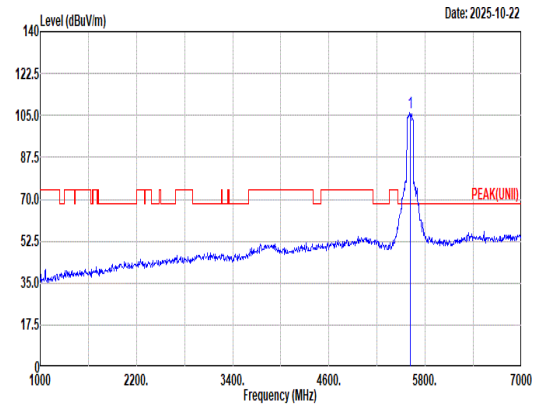 Site : 03CH23-HY Condition: PEAK(UNII) 3m DRH18-E_LE2C05A18EN_250702 HORIZONTAL : RBW:1000.000kHz VBW:3000.000kHz SWT:Auto Freq Level Limit Line Margin Read Level Ant Factor Cable Loss Preamp Factor Aux Factor APos TPos Remark MHz dBuV/m dBuV/m dB dBuV dB/m dB dB dB cm deg 1 5610.00 105.93 ------ ------ 91.76 33.25 11.16 33.79 3.55 100 284 Peak
Avg	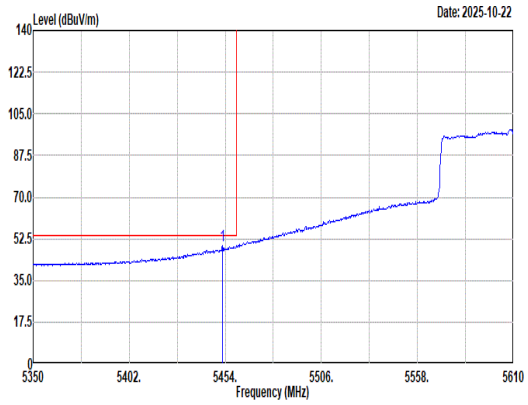 Site : 03CH23-HY Condition: AVG_BE(UNII)_B3 3m DRH18-E_LE2C05A18EN_250702 HORIZONTAL : RBW:1000.000kHz VBW:3.600kHz SWT:Auto Freq Level Limit Line Margin Read Level Ant Factor Cable Loss Preamp Factor Aux Factor APos TPos Remark MHz dBuV/m dBuV/m dB dBuV dB/m dB dB dB cm deg 1 5452.44 49.60 54.00 -4.40 36.00 32.70 10.90 33.51 3.51 100 284 Average	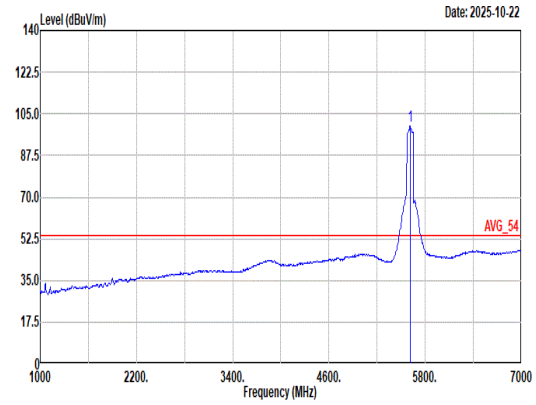 Site : 03CH23-HY Condition: AVG_54 3m DRH18-E_LE2C05A18EN_250702 HORIZONTAL : RBW:1000.000kHz VBW:3.600kHz SWT:Auto Freq Level Limit Line Margin Read Level Ant Factor Cable Loss Preamp Factor Aux Factor APos TPos Remark MHz dBuV/m dBuV/m dB dBuV dB/m dB dB dB cm deg 1 5610.00 99.81 ------ ------ 85.62 33.28 11.16 33.80 3.55 100 284 Average

Mode	40	
	Band Edge - R	
	U-NII-2C_5.47-5.725_802.11ax HE80_CH122_Full RU_5610MHz	
ANT	1	
Pol.	Horizontal	Fundamental
Peak	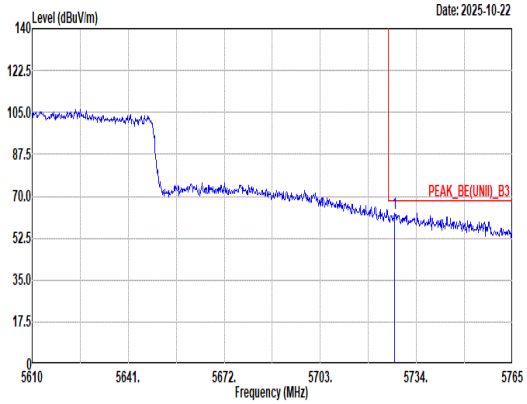 Site : 03CH23-HY Condition: PEAK_BE(UNII)_B3 3m DRH18-E_LE2C05A18EN_250702 HORIZONTAL : RBW:1000.000kHz VBW:3000.000kHz SWT:Auto Freq / Level / Limit Line / Margin / Read Level / Ant Factor / Cable Loss / Preamp Factor / Aux Factor / APos / TPos / Remark MHz / dBuV/m / dBuV/m / dB / dBuV / dB/m / dB / dB / dB / cm / deg 1 5727.03 63.00 68.20 -5.20 48.25 33.91 11.20 33.95 3.59 100 284 Peak	Blank

Mode	40	
	Band Edge - L	
	U-NII-2C_5.47-5.725_802.11ax HE80_CH122_Full RU_5610MHz	
ANT	1	
Pol.	Vertical	Fundamental
Peak	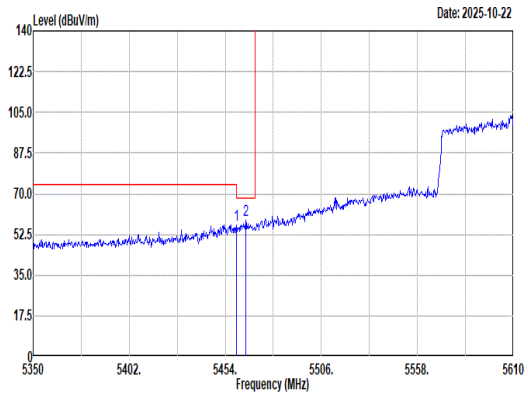 Site : 03CH23-HY Condition: PEAK_BE(UNII)_B3 3m DRH18-E_LE2C05A18EN_250702 VERTICAL : RBW:1000.000kHz VBW:3000.000kHz SWT:Auto Freq Level Limit Line Margin Read Level Ant Factor Cable Loss Preamp Factor Aux Factor APos TPos Remark MHz dBuV/m dBuV/m dB dBuV dB/m dB dB dB cm deg 1 5459.98 56.62 74.00 -17.38 43.02 32.72 10.91 33.54 3.51 269 65 Peak 2 5464.92 58.78 68.20 -9.42 45.16 32.73 10.92 33.55 3.52 269 65 Peak	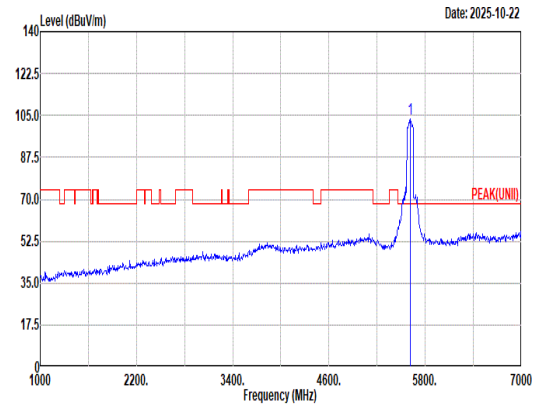 Site : 03CH23-HY Condition: PEAK(UNII) 3m DRH18-E_LE2C05A18EN_250702 VERTICAL : RBW:1000.000kHz VBW:3000.000kHz SWT:Auto Freq Level Limit Line Margin Read Level Ant Factor Cable Loss Preamp Factor Aux Factor APos TPos Remark MHz dBuV/m dBuV/m dB dBuV dB/m dB dB dB cm deg 1 5610.00 103.49 ------ ------ 89.30 33.28 11.16 33.80 3.55 269 65 Peak
Avg	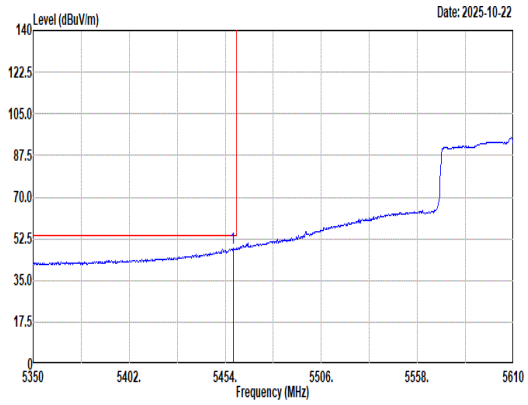 Site : 03CH23-HY Condition: AVG_BE(UNII)_B3 3m DRH18-E_LE2C05A18EN_250702 VERTICAL : RBW:1000.000kHz VBW:3.600kHz SWT:Auto Freq Level Limit Line Margin Read Level Ant Factor Cable Loss Preamp Factor Aux Factor APos TPos Remark MHz dBuV/m dBuV/m dB dBuV dB/m dB dB dB cm deg 1 5458.16 48.42 54.00 -5.58 34.81 32.72 10.91 33.53 3.51 269 65 Average	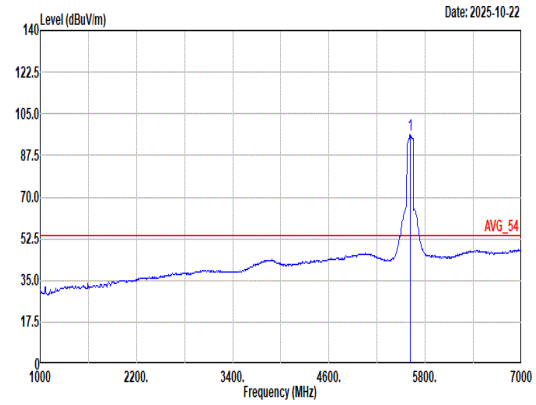 Site : 03CH23-HY Condition: AVG_54 3m DRH18-E_LE2C05A18EN_250702 VERTICAL : RBW:1000.000kHz VBW:3.600kHz SWT:Auto Freq Level Limit Line Margin Read Level Ant Factor Cable Loss Preamp Factor Aux Factor APos TPos Remark MHz dBuV/m dBuV/m dB dBuV dB/m dB dB dB cm deg 1 5610.00 96.36 ------ ------ 82.19 33.25 11.16 33.79 3.55 269 65 Average

Mode	40	
	Band Edge - R	
	U-NII-2C_5.47-5.725_802.11ax HE80_CH122_Full RU_5610MHz	
ANT	1	
Pol.	Vertical	Fundamental
Peak	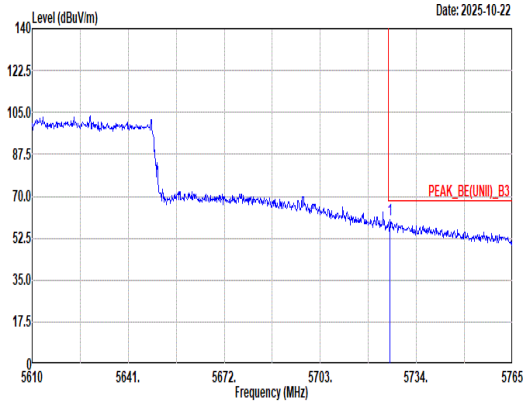 Site : 03CH23-HY Condition: PEAK_BE(UNII)_B3 3m DRH18-E_LE2C05A18EN_250702 VERTICAL : RBW:1000.000kHz VBW:3000.000kHz SWT:Auto Limit Read Ant Cable Preamp Aux APos TPos Freq Level Line Margin Level Factor Loss Factor Factor Remark MHz dBuV/m dBuV/m dB dBuV dB/m dB dB dB cm deg 1 5725.48 60.12 68.20 -8.08 45.37 33.90 11.20 33.94 3.59 269 65 Peak	Blank

Mode	40	
	Harmonic	
	U-NII-2C_5.47-5.725_802.11ax HE80_CH122_Full RU_5610MHz	
ANT	1	
Pol.	Horizontal	Vertical
Peak Avg	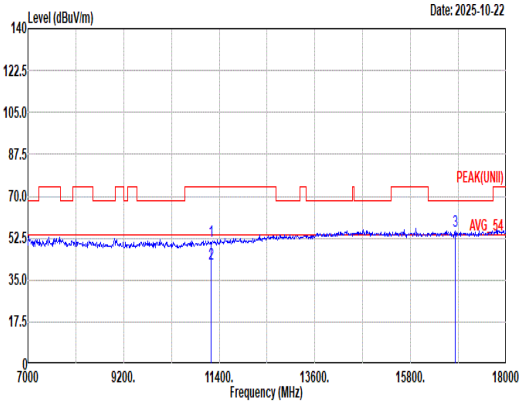 Site : 03CH23-HY Condition: PEAK(UNII) 3m DRH18-E_LE2C05A18EN_250702 HORIZONTAL Freq Level Limit Line Margin Read Level Ant Factor Cable Loss Preamp Factor Aux Factor APos TPos Remark MHz dBuV/m dBuV/m dB dBuV dB/m dB dB dB cm deg 1 11220.00 51.17 74.00 -22.83 34.92 38.30 15.52 39.81 2.24 -- -- Peak 2 11220.00 41.99 54.00 -12.01 25.74 38.30 15.52 39.81 2.24 -- -- Average 3 16830.00 55.35 68.20 -12.85 39.18 40.42 19.00 46.13 2.88 -- -- Peak	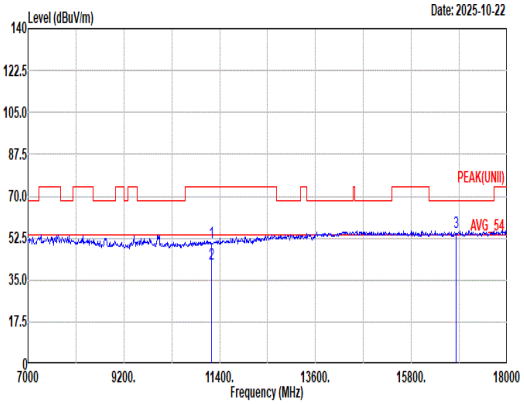 Site : 03CH23-HY Condition: PEAK(UNII) 3m DRH18-E_LE2C05A18EN_250702 VERTICAL Freq Level Limit Line Margin Read Level Ant Factor Cable Loss Preamp Factor Aux Factor APos TPos Remark MHz dBuV/m dBuV/m dB dBuV dB/m dB dB dB cm deg 1 11220.00 50.98 74.00 -23.02 34.73 38.30 15.52 39.81 2.24 -- -- Peak 2 11220.00 41.95 54.00 -12.05 25.70 38.30 15.52 39.81 2.24 -- -- Average 3 16830.00 55.19 68.20 -13.01 39.02 40.42 19.00 46.13 2.88 -- -- Peak

Mode	40	
	Harmonic	
	U-NII-2C_5.47-5.725_802.11ax HE80_CH122_Full RU_5610MHz	
ANT	1	
Pol.	Horizontal	Vertical
10.6G ~18G Avg	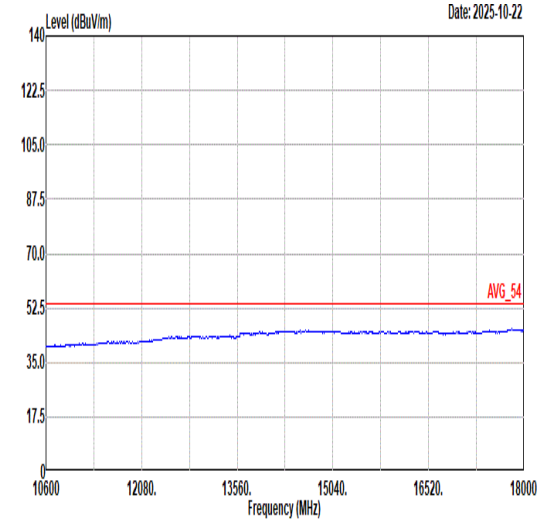 Site : 03CH23-HY Condition: AVG_54 3m DRH18-E_LE2C05A18EN_250702 HORIZONTAL	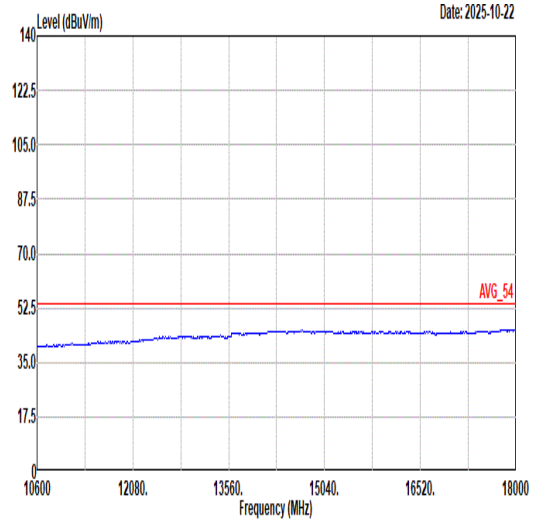 Site : 03CH23-HY Condition: AVG_54 3m DRH18-E_LE2C05A18EN_250702 VERTICAL

Mode	41	
	Band Edge - L	
	U-NII-2C_5.47-5.725_802.11ax HE80_CH122_Partial RU 484/66_5610MHz	
ANT	1	
Pol.	Horizontal	Fundamental
Peak	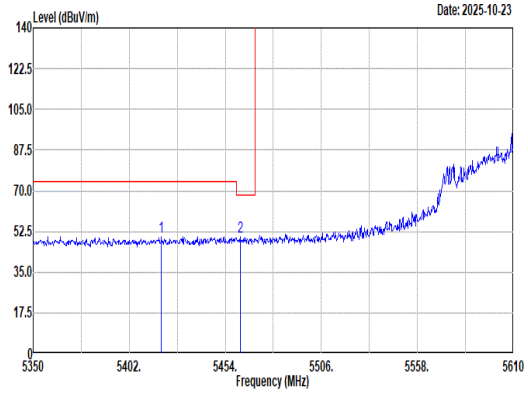 Site : 03CH23-HY Condition: PEAK_BE(UNII)_B3 3m DRH18-E_LE2C05A18EN_250702 HORIZONTAL : RBW:1000.000kHz VBW:3000.000kHz SWT:Auto Freq Level Limit Line Margin Read Level Ant Factor Cable Loss Preamp Factor Aux Factor APos TPos Remark MHz dBuV/m dBuV/m dB dBuV dB/m dB dB dB cm deg 1 5419.42 50.22 74.00 -23.78 36.66 32.64 10.84 33.42 3.50 100 278 Peak 2 5462.32 50.37 68.20 -17.83 36.75 32.72 10.92 33.54 3.52 100 278 Peak	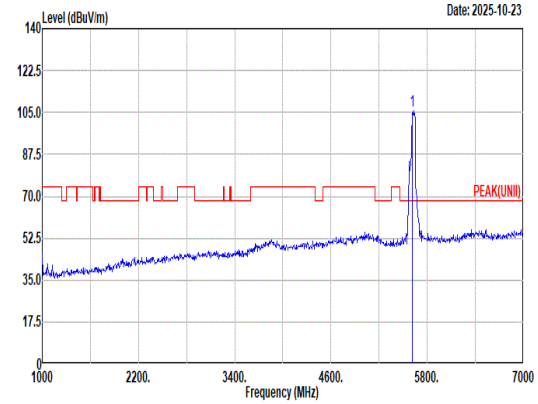 Site : 03CH23-HY Condition: PEAK(UNII) 3m DRH18-E_LE2C05A18EN_250702 HORIZONTAL : RBW:1000.000kHz VBW:3000.000kHz SWT:Auto Freq Level Limit Line Margin Read Level Ant Factor Cable Loss Preamp Factor Aux Factor APos TPos Remark MHz dBuV/m dBuV/m dB dBuV dB/m dB dB dB cm deg 1 5610.00 105.47 ------ ------ 91.14 33.43 11.17 33.83 3.56 100 278 Peak
Avg	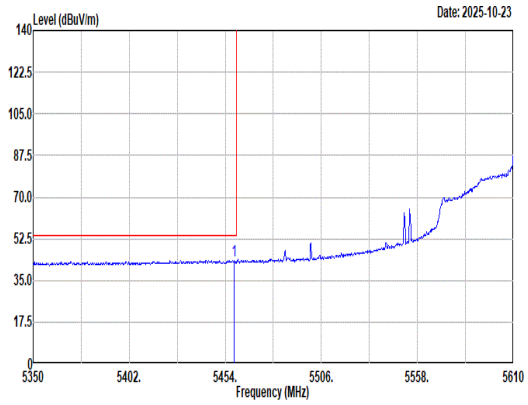 Site : 03CH23-HY Condition: AVG_BE(UNII)_B3 3m DRH18-E_LE2C05A18EN_250702 HORIZONTAL : RBW:1000.000kHz VBW:6.200kHz SWT:Auto Freq Level Limit Line Margin Read Level Ant Factor Cable Loss Preamp Factor Aux Factor APos TPos Remark MHz dBuV/m dBuV/m dB dBuV dB/m dB dB dB cm deg 1 5458.68 43.49 54.00 -10.51 29.88 32.72 10.91 33.53 3.51 100 278 Average	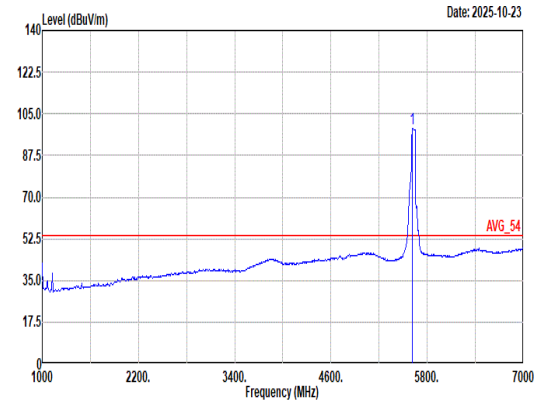 Site : 03CH23-HY Condition: AVG_54 3m DRH18-E_LE2C05A18EN_250702 HORIZONTAL : RBW:1000.000kHz VBW:6.200kHz SWT:Auto Freq Level Limit Line Margin Read Level Ant Factor Cable Loss Preamp Factor Aux Factor APos TPos Remark MHz dBuV/m dBuV/m dB dBuV dB/m dB dB dB cm deg 1 5610.00 99.05 ------ ------ 84.77 33.36 11.17 33.81 3.56 100 278 Average

Mode	41	
	Band Edge - R	
	U-NII-2C_5.47-5.725_802.11ax HE80_CH122_Partial RU 484/66_5610MHz	
ANT	1	
Pol.	Horizontal	Fundamental
Peak	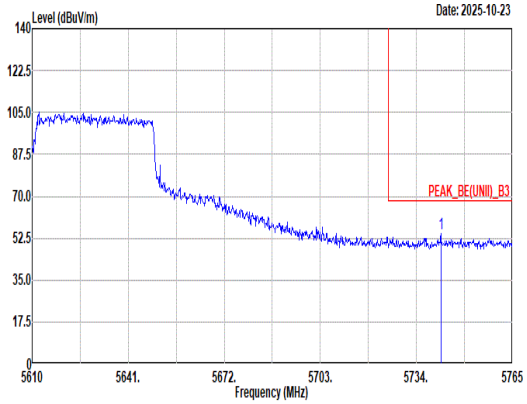 Site : 03CH23-HY Condition: PEAK_BE(UNII)_B3 3m DRH18-E_LE2C05A18EN_250702 HORIZONTAL : RBW:1000.000kHz VBW:3000.000kHz SWT:Auto Limit Read Ant Cable Preamp Aux APos TPos Freq Level Line Margin Level Factor Loss Factor Factor Remark MHz dBuV/m dBuV/m dB dBuV dB/m dB dB dB cm deg 1 5741.91 54.29 68.20 -13.91 39.48 33.97 11.21 33.96 3.59 100 278 Peak	Blank

Mode	41	
	Band Edge - L	
	U-NII-2C_5.47-5.725_802.11ax HE80_CH122_Partial RU 484/66_5610MHz	
ANT	1	
Pol.	Vertical	Fundamental
Peak	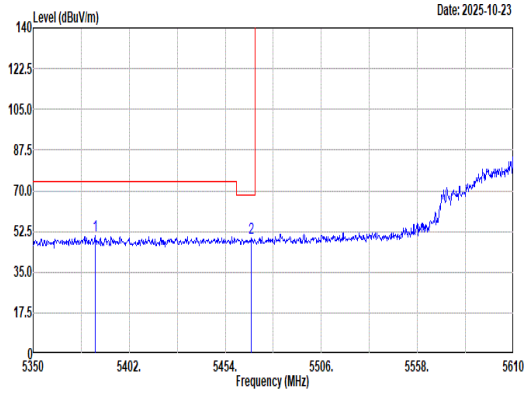 Site : 03CH23-HY Condition: PEAK_BE(UNII)_B3 3m DRH18-E_LE2C05A18EN_250702 VERTICAL : RBW:1000.000kHz VBW:3000.000kHz SWT:Auto Freq Level Limit Line Margin Read Level Ant Factor Cable Loss Preamp Factor Aux Factor APos TPos Remark MHz dBuV/m dBuV/m dB dBuV dB/m dB dB dB cm deg 1 5383.54 50.79 74.00 -23.21 37.26 32.57 10.79 33.32 3.49 300 67 Peak 2 5468.04 49.59 68.20 -18.61 35.96 32.74 10.93 33.56 3.52 300 67 Peak	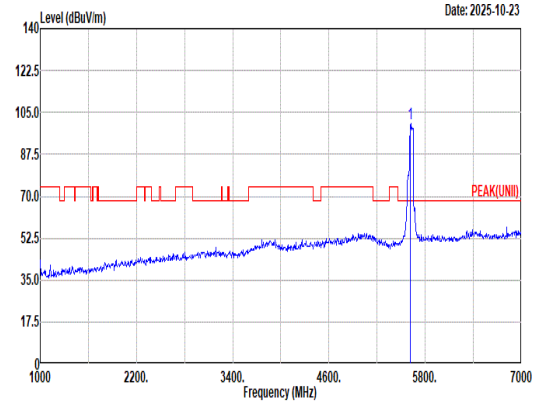 Site : 03CH23-HY Condition: PEAK(UNII) 3m DRH18-E_LE2C05A18EN_250702 VERTICAL : RBW:1000.000kHz VBW:3000.000kHz SWT:Auto Freq Level Limit Line Margin Read Level Ant Factor Cable Loss Preamp Factor Aux Factor APos TPos Remark MHz dBuV/m dBuV/m dB dBuV dB/m dB dB dB cm deg 1 5610.00 100.25 ------ ------ 85.97 33.36 11.17 33.81 3.56 300 67 Peak
Avg	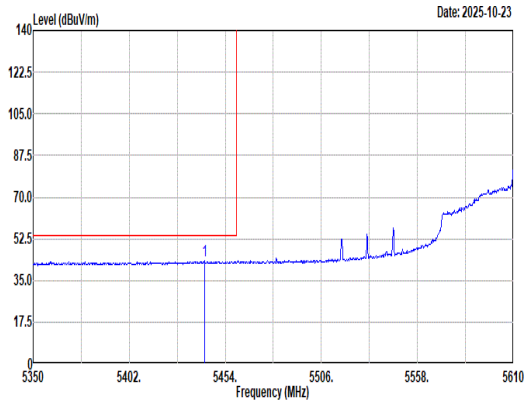 Site : 03CH23-HY Condition: AVG_BE(UNII)_B3 3m DRH18-E_LE2C05A18EN_250702 VERTICAL : RBW:1000.000kHz VBW:6.200kHz SWT:Auto Freq Level Limit Line Margin Read Level Ant Factor Cable Loss Preamp Factor Aux Factor APos TPos Remark MHz dBuV/m dBuV/m dB dBuV dB/m dB dB dB cm deg 1 5442.82 43.08 54.00 -10.92 29.49 32.69 10.88 33.49 3.51 300 67 Average	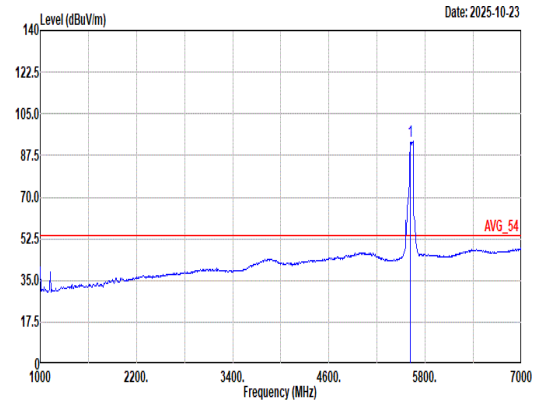 Site : 03CH23-HY Condition: AVG_54 3m DRH18-E_LE2C05A18EN_250702 VERTICAL : RBW:1000.000kHz VBW:6.200kHz SWT:Auto Freq Level Limit Line Margin Read Level Ant Factor Cable Loss Preamp Factor Aux Factor APos TPos Remark MHz dBuV/m dBuV/m dB dBuV dB/m dB dB dB cm deg 1 5610.00 93.30 ------ ------ 78.90 33.50 11.18 33.85 3.57 300 67 Average

Mode	41	
	Band Edge - R	
	U-NII-2C_5.47-5.725_802.11ax HE80_CH122_Partial RU 484/66_5610MHz	
ANT	1	
Pol.	Vertical	Fundamental
Peak	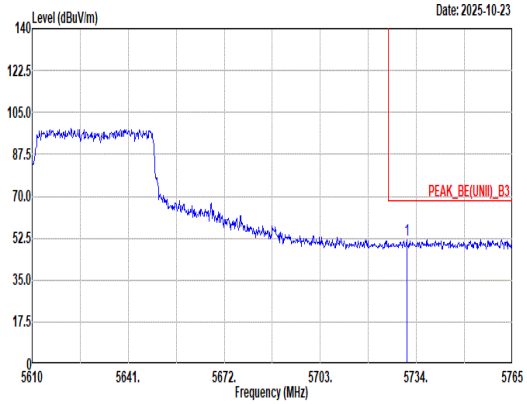 Site : 03CH23-HY Condition: PEAK_BE(UNII)_B3 3m DRH18-E_LE2C05A18EN_250702 VERTICAL : RBW:1000.000kHz VBW:3000.000kHz SWT:Auto Freq Level Limit Line Margin Read Level Ant Factor Cable Loss Preamp Factor Aux Factor APos TPos Remark MHz dBuV/m dBuV/m dB dBuV dB/m dB dB dB cm deg 1 5730.90 51.83 68.20 -16.37 37.06 33.92 11.21 33.95 3.59 300 67 Peak	Blank

Mode	42	
	Band Edge - L	
	U-NII-2C_5.47-5.725_802.11a_CH144_5720MHz	
ANT	1	
Pol.	Horizontal	Fundamental
Peak	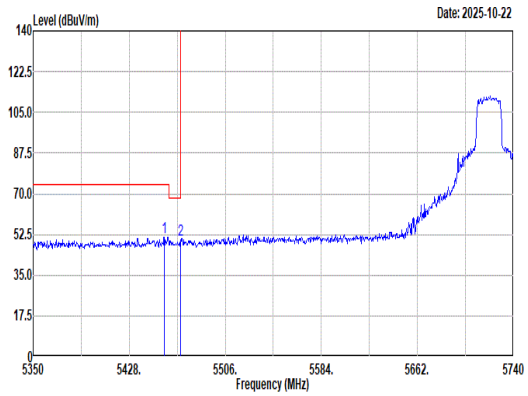 Site : 03CH23-HY Condition: STRADDLES U-NII-1&2A 3m DRH18-E_LE2C05A18EN_250702 HORIZONTAL : RBW:1000.000kHz VBW:3000.000kHz SWT:Auto Freq Level Limit Line Margin Read Level Ant Factor Cable Loss Preamp Factor Aux Factor APos TPos Remark MHz dBuV/m dBuV/m dB dBuV dB/m dB dB dB cm deg 1 5456.47 51.21 74.00 -22.79 37.61 32.71 10.91 33.53 3.51 100 282 Peak 2 5469.73 50.21 68.20 -17.99 36.58 32.74 10.93 33.56 3.52 100 282 Peak	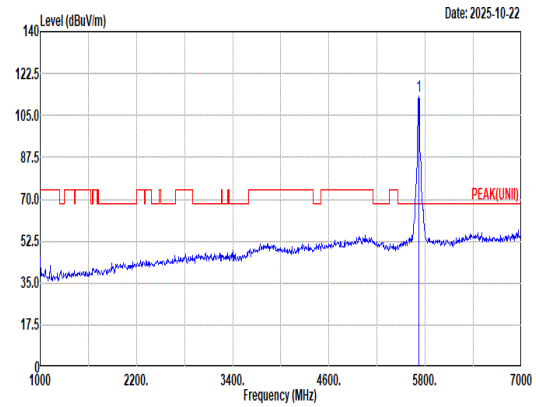 Site : 03CH23-HY Condition: PEAK(UNII) 3m DRH18-E_LE2C05A18EN_250702 HORIZONTAL : RBW:1000.000kHz VBW:3000.000kHz SWT:Auto Freq Level Limit Line Margin Read Level Ant Factor Cable Loss Preamp Factor Aux Factor APos TPos Remark MHz dBuV/m dBuV/m dB dBuV dB/m dB dB dB cm deg 1 5720.00 112.98 ------ ------ 98.24 33.89 11.20 33.94 3.59 100 282 Peak
Avg	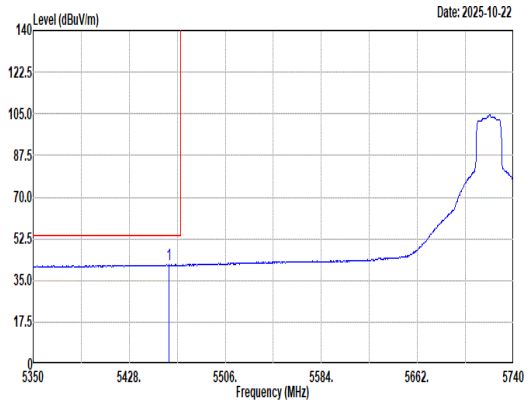 Site : 03CH23-HY Condition: U-NII-1&2A AVERAGE 3m DRH18-E_LE2C05A18EN_250702 HORIZONTAL : RBW:1000.000kHz VBW:0.750kHz SWT:Auto Freq Level Limit Line Margin Read Level Ant Factor Cable Loss Preamp Factor Aux Factor APos TPos Remark MHz dBuV/m dBuV/m dB dBuV dB/m dB dB dB cm deg 1 5459.98 41.51 54.00 -12.49 27.91 32.72 10.91 33.54 3.51 100 282 Average	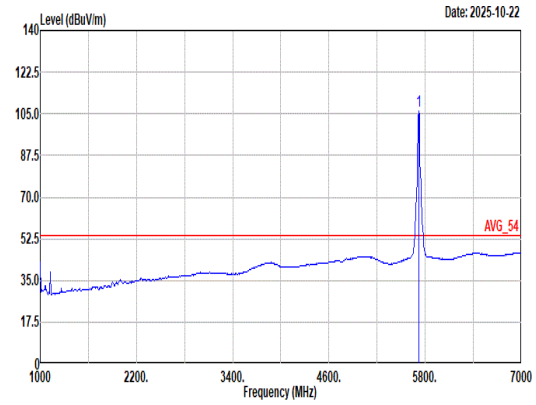 Site : 03CH23-HY Condition: AVG_54 3m DRH18-E_LE2C05A18EN_250702 HORIZONTAL : RBW:1000.000kHz VBW:0.750kHz SWT:Auto Freq Level Limit Line Margin Read Level Ant Factor Cable Loss Preamp Factor Aux Factor APos TPos Remark MHz dBuV/m dBuV/m dB dBuV dB/m dB dB dB cm deg 1 5720.00 106.15 ------ ------ 91.41 33.89 11.20 33.94 3.59 100 282 Average

Mode	42	
	Band Edge - R	
	U-NII-2C_5.47-5.725_802.11a_CH144_5720MHz	
ANT	1	
Pol.	Horizontal	Fundamental
Peak	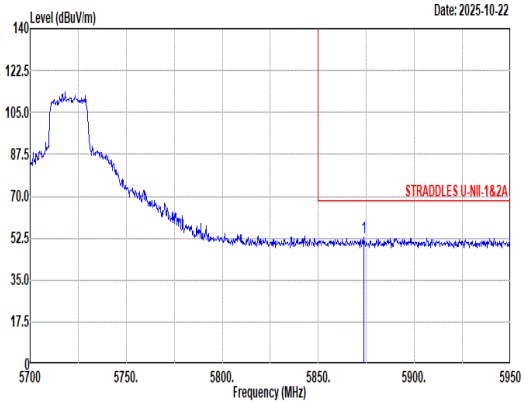 Site : 03CH23-HY Condition: STRADDLES U-NII-1&2A 3m DRH18-E_LE2C05A18EN_250702 HORIZONTAL : RBW:1000.000kHz VBW:3000.000kHz SWT:Auto Limit Read Ant Cable Preamp Aux APos TPos Freq Level Line Margin Level Factor Loss Factor Factor Remark MHz dBuV/m dBuV/m dB dBuV dB/m dB dB dB cm deg 1 5873.50 52.98 68.20 -15.22 38.19 34.05 11.30 34.14 3.58 100 282 Peak	Blank

Mode	42
	Band Edge - L
	U-NII-2C_5.47-5.725_802.11a_CH144_5720MHz
ANT	1

Pol.	Vertical	Fundamental
Peak	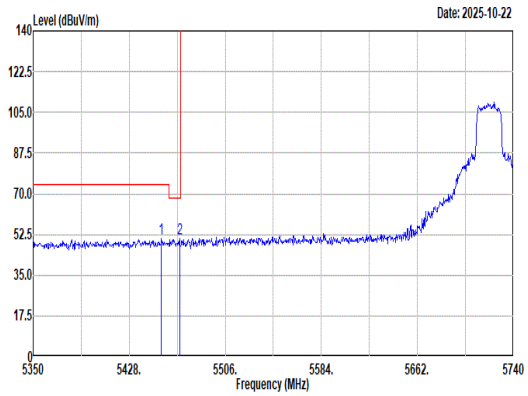 Site : 03CH23-HY Condition: STRADDLES U-NII-1&2A 3m DRH18-E_LE2C05A18EN_250702 VERTICAL : RBW:1000.000kHz VBW:3000.000kHz SWT:Auto Freq Level Limit Line Margin Read Level Ant Factor Cable Loss Preamp Factor Aux Factor APos TPos Remark MHz dBuV/m dBuV/m dB dBuV dB/m dB dB dB cm deg 1 5454.13 50.55 74.00 -23.45 36.95 32.71 10.90 33.52 3.51 267 67 Peak 2 5468.95 50.87 68.20 -17.33 37.24 32.74 10.93 33.56 3.52 267 67 Peak	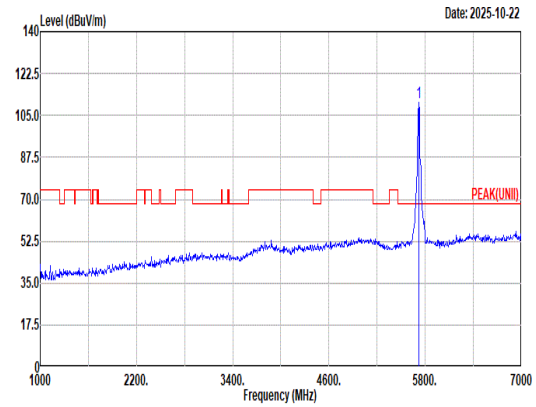 Site : 03CH23-HY Condition: PEAK(UNII) 3m DRH18-E_LE2C05A18EN_250702 VERTICAL : RBW:1000.000kHz VBW:3000.000kHz SWT:Auto Freq Level Limit Line Margin Read Level Ant Factor Cable Loss Preamp Factor Aux Factor APos TPos Remark MHz dBuV/m dBuV/m dB dBuV dB/m dB dB dB cm deg 1 5720.00 110.47 ------ ------ 95.73 33.89 11.20 33.94 3.59 267 67 Peak
Avg	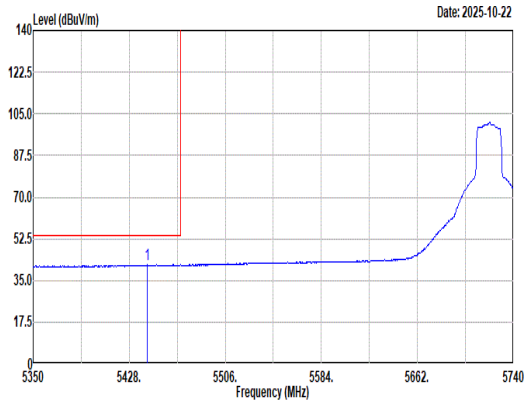 Site : 03CH23-HY Condition: U-NII-1&2A AVERAGE 3m DRH18-E_LE2C05A18EN_250702 VERTICAL : RBW:1000.000kHz VBW:0.750kHz SWT:Auto Freq Level Limit Line Margin Read Level Ant Factor Cable Loss Preamp Factor Aux Factor APos TPos Remark MHz dBuV/m dBuV/m dB dBuV dB/m dB dB dB cm deg 1 5442.43 41.68 54.00 -12.32 28.10 32.68 10.88 33.49 3.51 267 67 Average	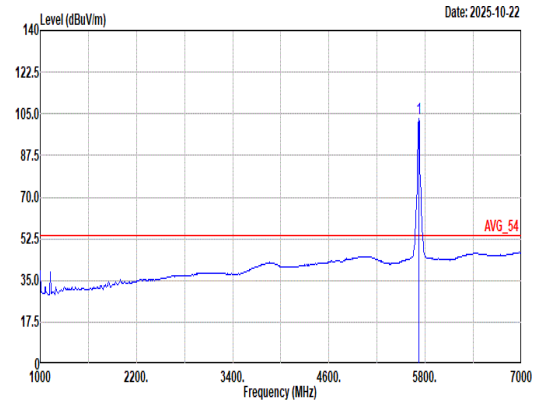 Site : 03CH23-HY Condition: AVG_54 3m DRH18-E_LE2C05A18EN_250702 VERTICAL : RBW:1000.000kHz VBW:0.750kHz SWT:Auto Freq Level Limit Line Margin Read Level Ant Factor Cable Loss Preamp Factor Aux Factor APos TPos Remark MHz dBuV/m dBuV/m dB dBuV dB/m dB dB dB cm deg 1 5720.00 103.02 ------ ------ 88.28 33.89 11.20 33.94 3.59 267 67 Average

Mode	42	
	Band Edge - R	
	U-NII-2C_5.47-5.725_802.11a_CH144_5720MHz	
ANT	1	
Pol.	Vertical	Fundamental
Peak	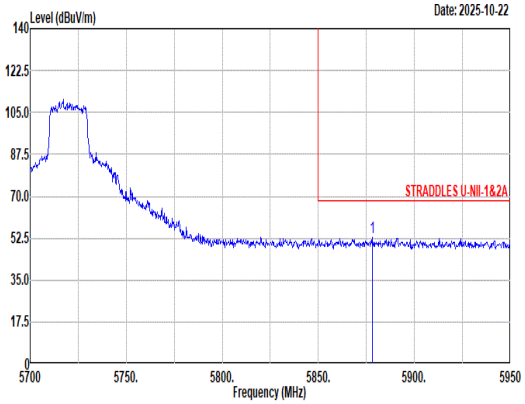 Site : 03CH23-HY Condition: STRADDLES U-NII-1&2A 3m DRH18-E_LE2C05A18EN_250702 VERTICAL : RBW:1000.000kHz VBW:3000.000kHz SWT:Auto Freq Level Limit Line Margin Read Level Ant Factor Cable Loss Preamp Factor Aux Factor APos TPos Remark MHz dBuV/m dBuV/m dB dBuV dB/m dB dB dB cm deg 1 5878.00 52.69 68.20 -15.51 37.91 34.04 11.30 34.14 3.58 267 67 Peak	Blank

Mode	42	
	Harmonic	
	U-NII-2C_5.47-5.725_802.11a_CH144_5720MHz	
ANT	1	
Pol.	Horizontal	Vertical
Peak Avg	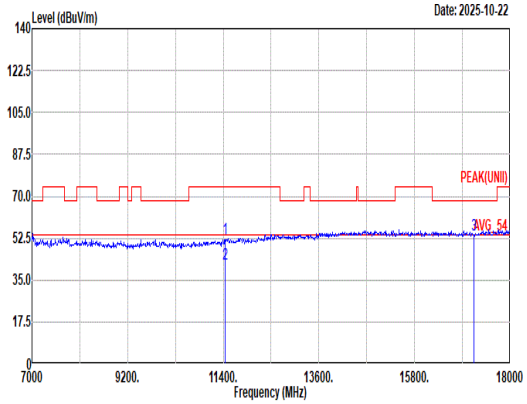 Site : 03CH23-HY Condition: PEAK(UNII) 3m DRH18-E_LE2C05A18EN_250702 HORIZONTAL Freq Level Limit Line Margin Read Level Ant Factor Cable Loss Preamp Factor Aux Factor APos TPos Remark 1 11440.00 52.20 74.00 -21.80 35.63 38.58 15.66 39.94 2.27 -- -- Peak 2 11440.00 41.98 54.00 -12.02 25.41 38.58 15.66 39.94 2.27 -- -- Average 3 17160.00 54.02 68.20 -14.18 38.03 40.18 19.20 46.41 3.02 -- -- Peak	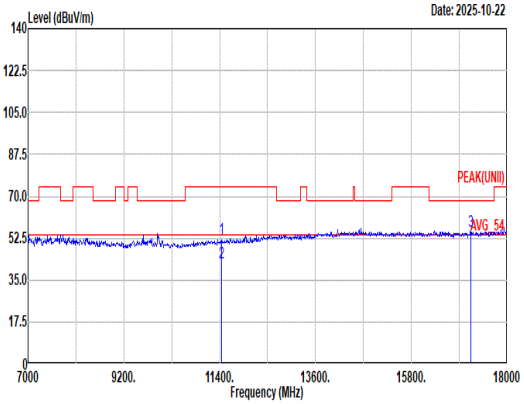 Site : 03CH23-HY Condition: PEAK(UNII) 3m DRH18-E_LE2C05A18EN_250702 VERTICAL Freq Level Limit Line Margin Read Level Ant Factor Cable Loss Preamp Factor Aux Factor APos TPos Remark 1 11440.00 52.37 74.00 -21.63 35.80 38.58 15.66 39.94 2.27 -- -- Peak 2 11440.00 42.15 54.00 -11.85 25.58 38.58 15.66 39.94 2.27 -- -- Average 3 17160.00 55.34 68.20 -12.86 39.35 40.18 19.20 46.41 3.02 -- -- Peak

Mode	42	
	Harmonic	
	U-NII-2C_5.47-5.725_802.11a_CH144_5720MHz	
ANT	1	
Pol.	Horizontal	Vertical
10.6G ~18G Avg	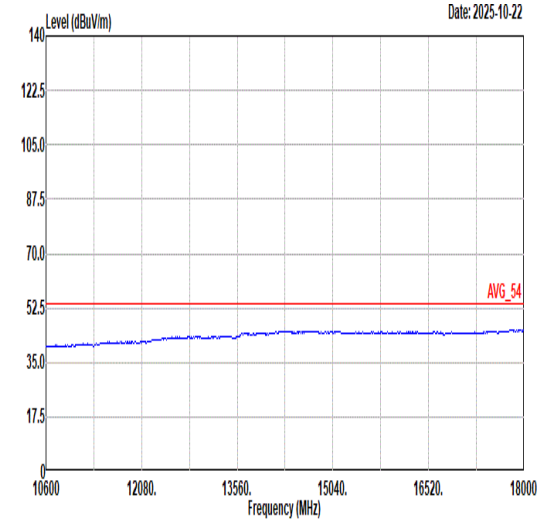 Site : 03CH23-HY Condition: AVG_54 3m DRH18-E_LE2C05A18EN_250702 HORIZONTAL	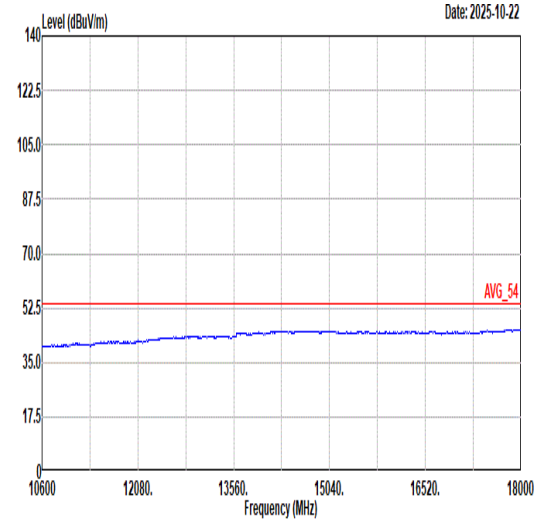 Site : 03CH23-HY Condition: AVG_54 3m DRH18-E_LE2C05A18EN_250702 VERTICAL

Mode	43	
	Band Edge - L	
	U-NII-2C_5.47-5.725_802.11ax HE20_CH144_Full RU_5720MHz	
ANT	1	
Pol.	Horizontal	Fundamental
Peak	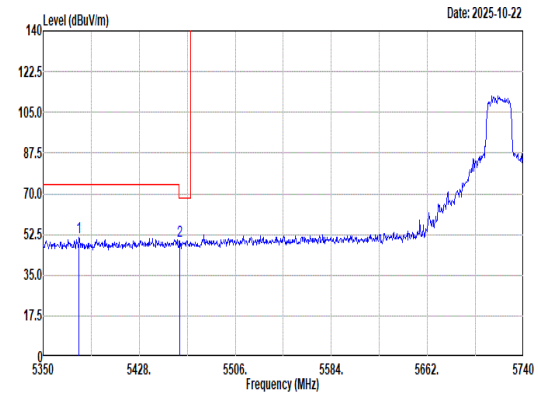 Site : 03CH23-HY Condition: STRADDLES U-NII-1&2A 3m DRH18-E_LE2C05A18EN_250702 HORIZONTAL : RBW:1000.000kHz VBW:3000.000kHz SWT:Auto Freq Level Limit Line Margin Read Level Ant Factor Cable Loss Preamp Factor Aux Factor APos TPos Remark MHz dBuV/m dBuV/m dB dBuV dB/m dB dB dB cm deg 1 5379.25 51.14 74.00 -22.86 37.60 32.56 10.79 33.30 3.49 103 284 Peak 2 5461.15 49.86 68.20 -18.34 36.24 32.72 10.92 33.54 3.52 103 284 Peak	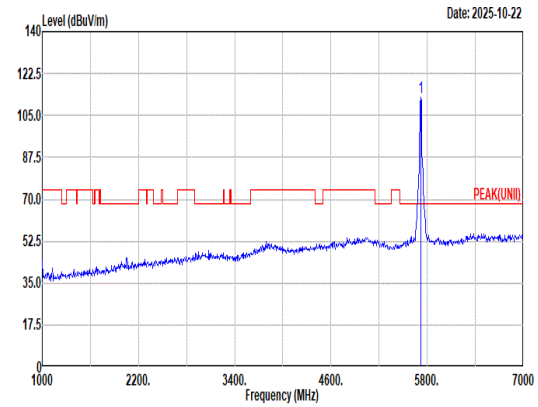 Site : 03CH23-HY Condition: PEAK(UNII) 3m DRH18-E_LE2C05A18EN_250702 HORIZONTAL : RBW:1000.000kHz VBW:3000.000kHz SWT:Auto Freq Level Limit Line Margin Read Level Ant Factor Cable Loss Preamp Factor Aux Factor APos TPos Remark MHz dBuV/m dBuV/m dB dBuV dB/m dB dB dB cm deg 1 5720.00 112.61 ------ ------ 97.90 33.86 11.20 33.93 3.58 103 284 Peak
Avg	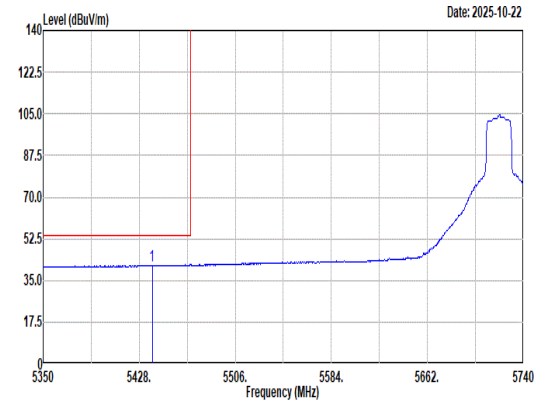 Site : 03CH23-HY Condition: U-NII-1&2A AVERAGE 3m DRH18-E_LE2C05A18EN_250702 HORIZONTAL : RBW:1000.000kHz VBW:1.000kHz SWT:Auto Freq Level Limit Line Margin Read Level Ant Factor Cable Loss Preamp Factor Aux Factor APos TPos Remark MHz dBuV/m dBuV/m dB dBuV dB/m dB dB dB cm deg 1 5438.53 41.47 54.00 -12.53 27.87 32.68 10.88 33.47 3.51 103 284 Average	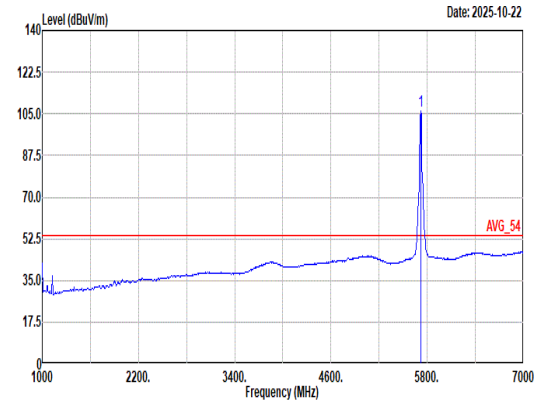 Site : 03CH23-HY Condition: AVG_54 3m DRH18-E_LE2C05A18EN_250702 HORIZONTAL : RBW:1000.000kHz VBW:1.000kHz SWT:Auto Freq Level Limit Line Margin Read Level Ant Factor Cable Loss Preamp Factor Aux Factor APos TPos Remark MHz dBuV/m dBuV/m dB dBuV dB/m dB dB dB cm deg 1 5720.00 105.95 ------ ------ 91.21 33.89 11.20 33.94 3.59 103 284 Average

Mode	43	
	Band Edge - R	
	U-NII-2C_5.47-5.725_802.11ax HE20_CH144_Full RU_5720MHz	
ANT	1	
Pol.	Horizontal	Fundamental
Peak	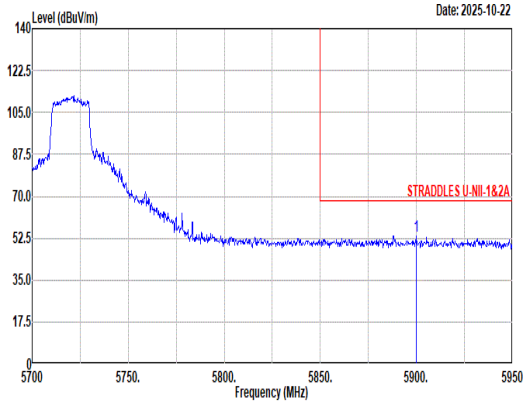 Site : 03CH23-HY Condition: STRADDLES U-NII-1&2A 3m DRH18-E_LE2C05A18EN_250702 HORIZONTAL : RBW:1000.000kHz VBW:3000.000kHz SWT:Auto Freq Level Limit Line Margin Read Level Ant Factor Cable Loss Preamp Factor Aux Factor APos TPos Remark MHz dBuV/m dBuV/m dB dBuV dB/m dB dB dB cm deg 1 5900.00 53.56 68.20 -14.64 38.84 34.00 11.32 34.17 3.57 103 284 Peak	Blank

Mode	43
	Band Edge - L
	U-NII-2C_5.47-5.725_802.11ax HE20_CH144_Full RU_5720MHz
ANT	1

Pol.	Vertical	Fundamental
Peak	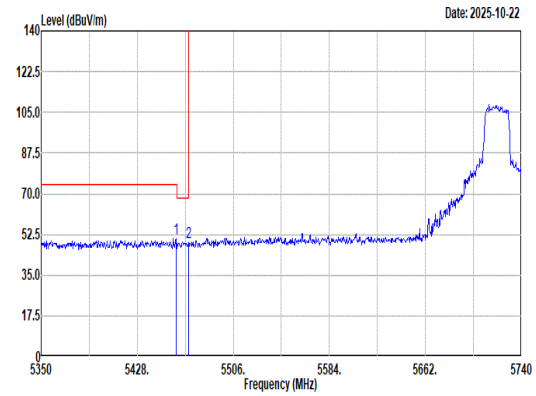 Site : 03CH23-HY Condition: STRADDLES U-NII-1&2A 3m DRH18-E_LE2C05A18EN_250702 VERTICAL : RBW:1000.000kHz VBW:3000.000kHz SWT:Auto Freq Level Limit Line Margin Read Level Ant Factor Cable Loss Preamp Factor Aux Factor APos TPos Remark MHz dBuV/m dBuV/m dB dBuV dB/m dB dB dB cm deg 1 5459.59 50.53 74.00 -23.47 36.92 32.72 10.91 33.53 3.51 243 65 Peak 2 5469.73 49.38 68.20 -18.82 35.75 32.74 10.93 33.56 3.52 243 65 Peak	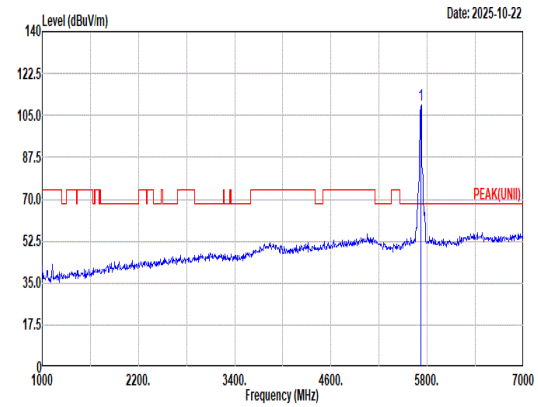 Site : 03CH23-HY Condition: PEAK(UNII) 3m DRH18-E_LE2C05A18EN_250702 VERTICAL : RBW:1000.000kHz VBW:3000.000kHz SWT:Auto Freq Level Limit Line Margin Read Level Ant Factor Cable Loss Preamp Factor Aux Factor APos TPos Remark MHz dBuV/m dBuV/m dB dBuV dB/m dB dB dB cm deg 1 5720.00 109.44 ------ ------ 94.69 33.91 11.20 33.95 3.59 243 65 Peak
Avg	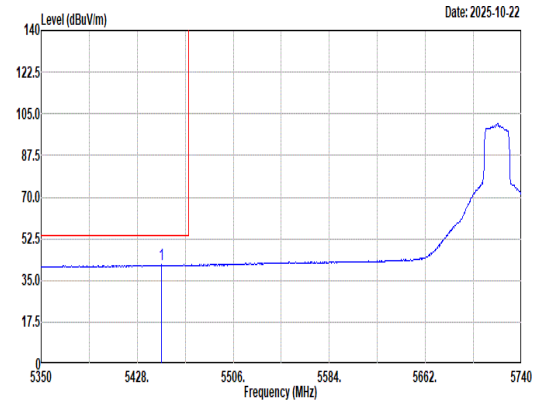 Site : 03CH23-HY Condition: U-NII-1&2A AVERAGE 3m DRH18-E_LE2C05A18EN_250702 VERTICAL : RBW:1000.000kHz VBW:1.000kHz SWT:Auto Freq Level Limit Line Margin Read Level Ant Factor Cable Loss Preamp Factor Aux Factor APos TPos Remark MHz dBuV/m dBuV/m dB dBuV dB/m dB dB dB cm deg 1 5447.50 41.47 54.00 -12.53 27.88 32.69 10.89 33.50 3.51 243 65 Average	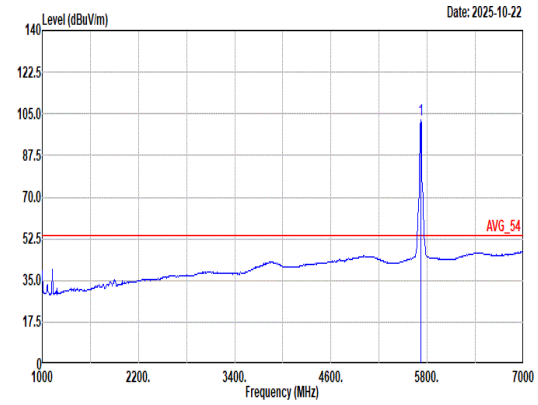 Site : 03CH23-HY Condition: AVG_54 3m DRH18-E_LE2C05A18EN_250702 VERTICAL : RBW:1000.000kHz VBW:1.000kHz SWT:Auto Freq Level Limit Line Margin Read Level Ant Factor Cable Loss Preamp Factor Aux Factor APos TPos Remark MHz dBuV/m dBuV/m dB dBuV dB/m dB dB dB cm deg 1 5720.00 102.34 ------ ------ 87.60 33.89 11.20 33.94 3.59 243 65 Average

Mode	43	
	Band Edge - R	
	U-NII-2C_5.47-5.725_802.11ax HE20_CH144_Full RU_5720MHz	
ANT	1	
Pol.	Vertical	Fundamental
Peak	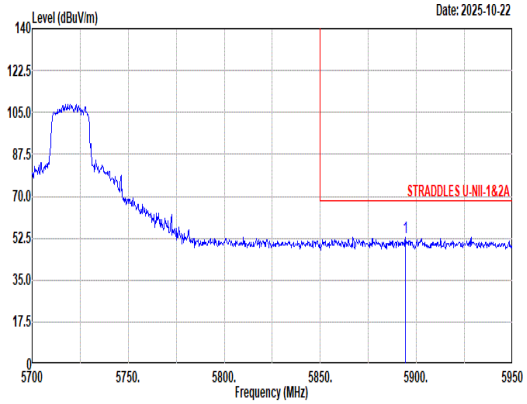 Site : 03CH23-HY Condition: STRADDLES U-NII-1&2A 3m DRH18-E_LE2C05A18EN_250702 VERTICAL : RBW:1000.000kHz VBW:3000.000kHz SWT:Auto Freq Level Limit Line Margin Read Level Ant Factor Cable Loss Preamp Factor Aux Factor APos TPos Remark MHz dBuV/m dBuV/m dB dBuV dB/m dB dB dB cm deg 1 5894.25 53.02 68.20 -15.18 38.27 34.01 11.32 34.16 3.58 243 65 Peak	Blank

Mode	43	
	Harmonic	
	U-NII-2C_5.47-5.725_802.11ax HE20_CH144_Full RU_5720MHz	
ANT	1	
Pol.	Horizontal	Vertical
Peak Avg	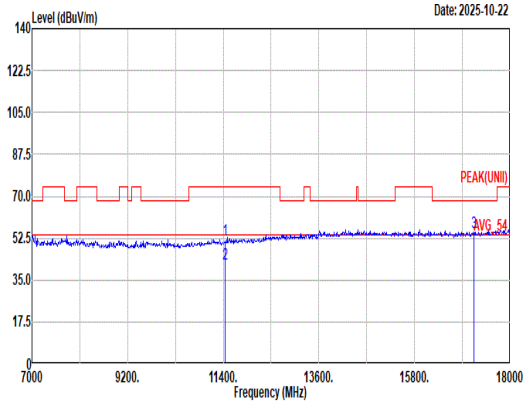 Site : 03CH23-HY Condition: PEAK(UNII) 3m DRH18-E_LE2C05A18EN_250702 HORIZONTAL Freq Level Limit Line Margin Read Level Ant Factor Cable Loss Preamp Factor Aux Factor APos TPos Remark MHz dBuV/m dBuV/m dB dBuV dB/m dB dB dB cm deg 1 11440.00 52.04 74.00 -21.96 35.47 38.58 15.66 39.94 2.27 -- -- Peak 2 11440.00 41.82 54.00 -12.18 25.25 38.58 15.66 39.94 2.27 -- -- Average 3 17160.00 55.11 68.20 -13.09 39.12 40.18 19.20 46.41 3.02 -- -- Peak	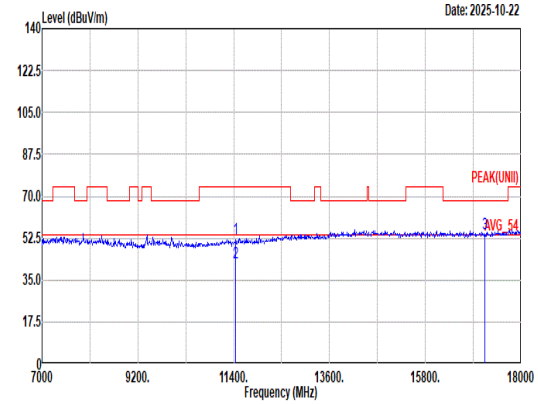 Site : 03CH23-HY Condition: PEAK(UNII) 3m DRH18-E_LE2C05A18EN_250702 VERTICAL Freq Level Limit Line Margin Read Level Ant Factor Cable Loss Preamp Factor Aux Factor APos TPos Remark MHz dBuV/m dBuV/m dB dBuV dB/m dB dB dB cm deg 1 11440.00 52.25 74.00 -21.75 35.68 38.58 15.66 39.94 2.27 -- -- Peak 2 11440.00 42.03 54.00 -11.97 25.46 38.58 15.66 39.94 2.27 -- -- Average 3 17160.00 54.63 68.20 -13.57 38.64 40.18 19.20 46.41 3.02 -- -- Peak

Mode	43	
	Harmonic	
	U-NII-2C_5.47-5.725_802.11ax HE20_CH144_Full RU_5720MHz	
ANT	1	
Pol.	Horizontal	Vertical
10.6G ~18G Avg	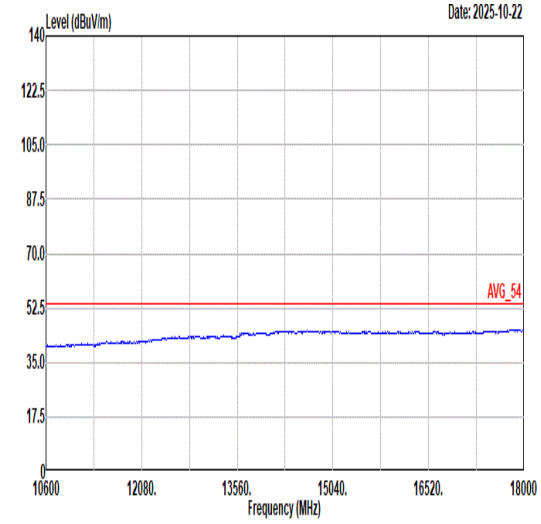 Site : 03CH23-HY Condition: AVG_54 3m DRH18-E_LE2C05A18EN_250702 HORIZONTAL	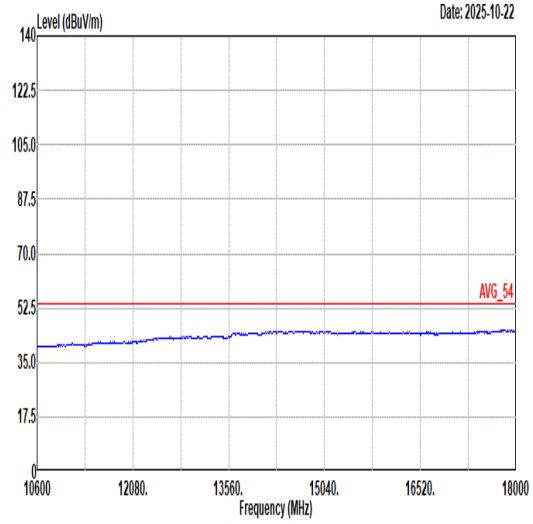 Site : 03CH23-HY Condition: AVG_54 3m DRH18-E_LE2C05A18EN_250702 VERTICAL

Mode	44	
	Band Edge - L	
	U-NII-2C_5.47-5.725_802.11ax HE40_CH142_Full RU_5710MHz	
ANT	1	
Pol.	Horizontal	Fundamental
Peak	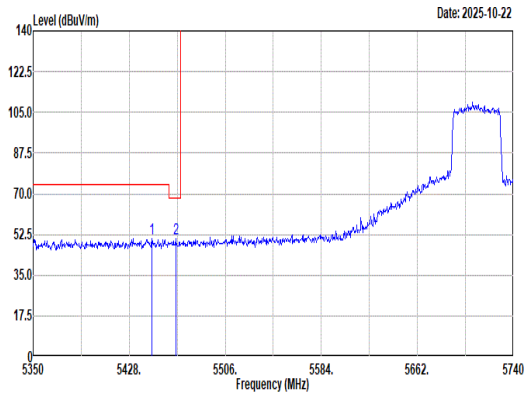 Site : 03CH23-HY Condition: STRADDLES U-NII-1&2A 3m DRH18-E_LE2C05A18EN_250702 HORIZONTAL : RBW:1000.000kHz VBW:3000.000kHz SWT:Auto Freq Level Limit Line Margin Read Level Ant Factor Cable Loss Preamp Factor Aux Factor APos TPos Remark MHz dBuV/m dBuV/m dB dBuV dB/m dB dB dB cm deg 1 5446.33 50.84 74.00 -23.16 37.25 32.69 10.89 33.50 3.51 100 279 Peak 2 5465.83 50.48 68.20 -17.72 36.85 32.73 10.93 33.55 3.52 100 279 Peak	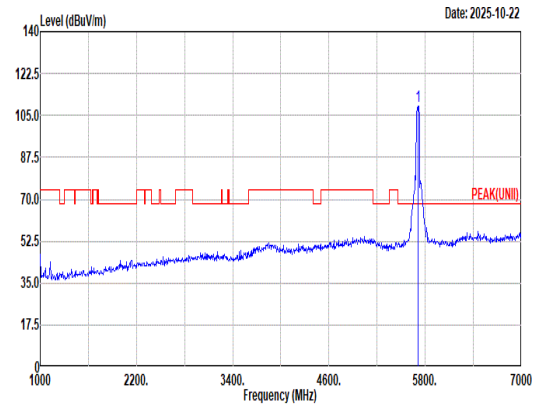 Site : 03CH23-HY Condition: PEAK(UNII) 3m DRH18-E_LE2C05A18EN_250702 HORIZONTAL : RBW:1000.000kHz VBW:3000.000kHz SWT:Auto Freq Level Limit Line Margin Read Level Ant Factor Cable Loss Preamp Factor Aux Factor APos TPos Remark MHz dBuV/m dBuV/m dB dBuV dB/m dB dB dB cm deg 1 5710.00 108.93 ------ ------ 94.23 33.84 11.20 33.92 3.58 100 279 Peak
Avg	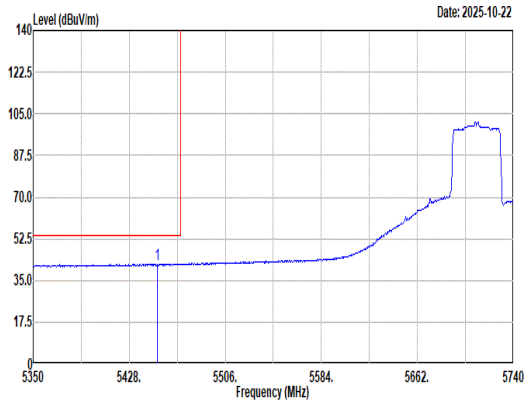 Site : 03CH23-HY Condition: U-NII-1&2A AVERAGE 3m DRH18-E_LE2C05A18EN_250702 HORIZONTAL : RBW:1000.000kHz VBW:2.000kHz SWT:Auto Freq Level Limit Line Margin Read Level Ant Factor Cable Loss Preamp Factor Aux Factor APos TPos Remark MHz dBuV/m dBuV/m dB dBuV dB/m dB dB dB cm deg 1 5451.01 41.91 54.00 -12.09 28.31 32.70 10.90 33.51 3.51 100 279 Average	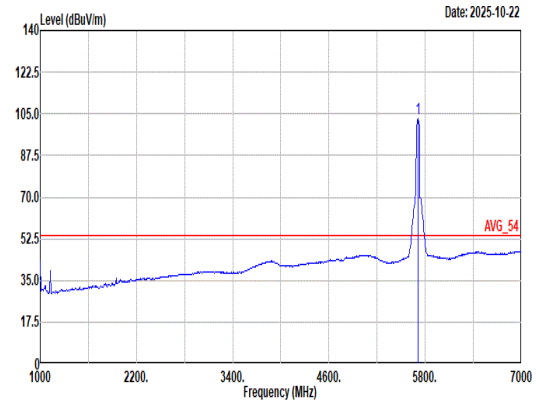 Site : 03CH23-HY Condition: AVG_54 3m DRH18-E_LE2C05A18EN_250702 HORIZONTAL : RBW:1000.000kHz VBW:2.000kHz SWT:Auto Freq Level Limit Line Margin Read Level Ant Factor Cable Loss Preamp Factor Aux Factor APos TPos Remark MHz dBuV/m dBuV/m dB dBuV dB/m dB dB dB cm deg 1 5710.00 102.96 ------ ------ 88.26 33.84 11.20 33.92 3.58 100 279 Average

Mode	44	
	Band Edge - R	
	U-NII-2C_5.47-5.725_802.11ax HE40_CH142_Full RU_5710MHz	
ANT	1	
Pol.	Horizontal	Fundamental
Peak	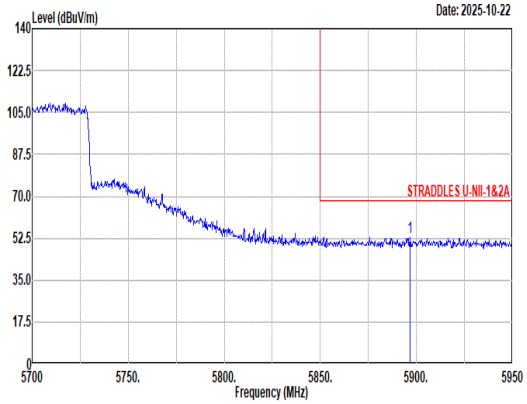 Site : 03CH23-HY Condition: STRADDLES U-NII-1&2A 3m DRH18-E_LE2C05A18EN_250702 HORIZONTAL : RBW:1000.000kHz VBW:3000.000kHz SWT:Auto Freq Level Limit Line Margin Read Level Ant Factor Cable Loss Preamp Factor Aux Factor APos TPos Remark MHz dBuV/m dBuV/m dB dBuV dB/m dB dB dB cm deg 1 5896.75 53.06 68.20 -15.14 38.32 34.01 11.32 34.17 3.58 100 279 Peak	Blank

Mode	44
	Band Edge - L
	U-NII-2C_5.47-5.725_802.11ax HE40_CH142_Full RU_5710MHz
ANT	1

Pol.	Vertical	Fundamental
Peak	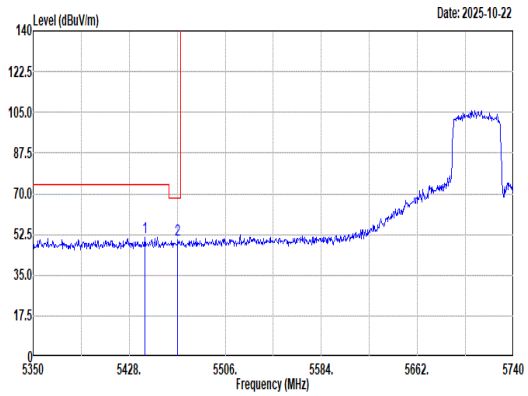 Site : 03CH23-HY Condition: STRADDLES U-NII-1&2A 3m DRH18-E_LE2C05A18EN_250702 VERTICAL : RBW:1000.000kHz VBW:3000.000kHz SWT:Auto Freq Level Limit Line Margin Read Level Ant Factor Cable Loss Preamp Factor Aux Factor APos TPos Remark MHz dBuV/m dBuV/m dB dBuV dB/m dB dB dB cm deg 1 5440.48 51.43 74.00 -22.57 37.84 32.68 10.88 33.48 3.51 284 69 Peak 2 5467.39 50.42 68.20 -17.78 36.80 32.73 10.93 33.56 3.52 284 69 Peak	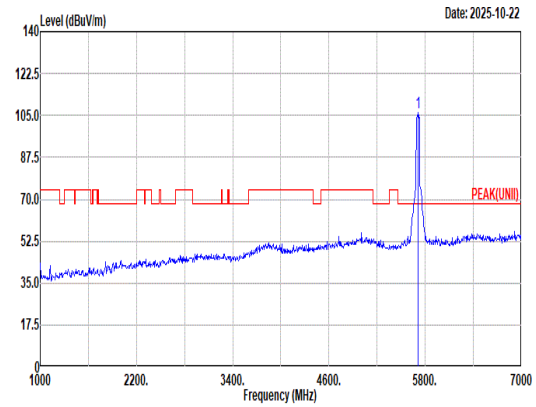 Site : 03CH23-HY Condition: PEAK(UNII) 3m DRH18-E_LE2C05A18EN_250702 VERTICAL : RBW:1000.000kHz VBW:3000.000kHz SWT:Auto Freq Level Limit Line Margin Read Level Ant Factor Cable Loss Preamp Factor Aux Factor APos TPos Remark MHz dBuV/m dBuV/m dB dBuV dB/m dB dB dB cm deg 1 5710.00 106.44 ------ ------ 91.74 33.84 11.20 33.92 3.58 284 69 Peak
Avg	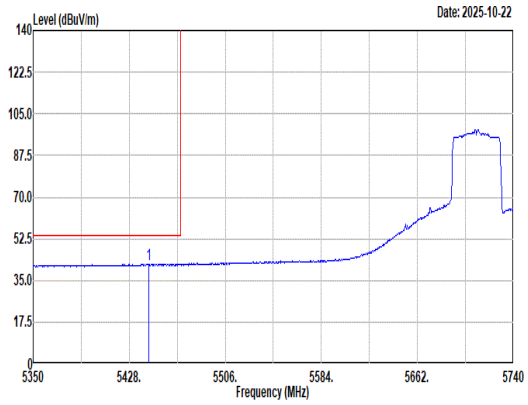 Site : 03CH23-HY Condition: U-NII-1&2A AVERAGE 3m DRH18-E_LE2C05A18EN_250702 VERTICAL : RBW:1000.000kHz VBW:2.000kHz SWT:Auto Freq Level Limit Line Margin Read Level Ant Factor Cable Loss Preamp Factor Aux Factor APos TPos Remark MHz dBuV/m dBuV/m dB dBuV dB/m dB dB dB cm deg 1 5443.60 41.99 54.00 -12.01 28.39 32.69 10.89 33.49 3.51 284 69 Average	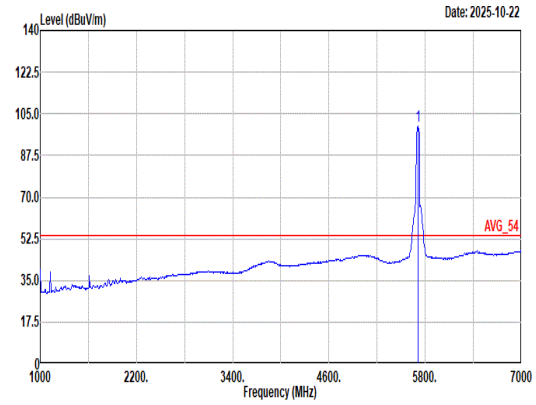 Site : 03CH23-HY Condition: AVG_54 3m DRH18-E_LE2C05A18EN_250702 VERTICAL : RBW:1000.000kHz VBW:2.000kHz SWT:Auto Freq Level Limit Line Margin Read Level Ant Factor Cable Loss Preamp Factor Aux Factor APos TPos Remark MHz dBuV/m dBuV/m dB dBuV dB/m dB dB dB cm deg 1 5710.00 99.96 ------ ------ 85.26 33.84 11.20 33.92 3.58 284 69 Average

Mode	44	
	Band Edge - R	
	U-NII-2C_5.47-5.725_802.11ax HE40_CH142_Full RU_5710MHz	
ANT	1	
Pol.	Vertical	Fundamental
Peak	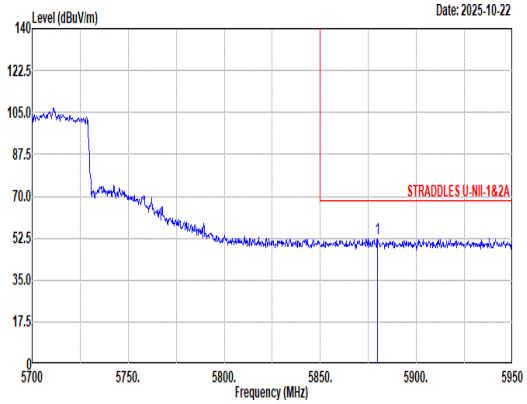 Site : 03CH23-HY Condition: STRADDLES U-NII-1&2A 3m DRH18-E_LE2C05A18EN_250702 VERTICAL : RBW:1000.000kHz VBW:3000.000kHz SWT:Auto Freq Level Limit Line Margin Read Level Ant Factor Cable Loss Preamp Factor Aux Factor APos TPos Remark MHz dBuV/m dBuV/m dB dBuV dB/m dB dB dB cm deg 1 5879.75 52.25 68.20 -15.95 37.46 34.04 11.31 34.14 3.58 284 69 Peak	Blank

Mode	44	
	Harmonic	
	U-NII-2C_5.47-5.725_802.11ax HE40_CH142_Full RU_5710MHz	
ANT	1	
Pol.	Horizontal	Vertical
Peak Avg	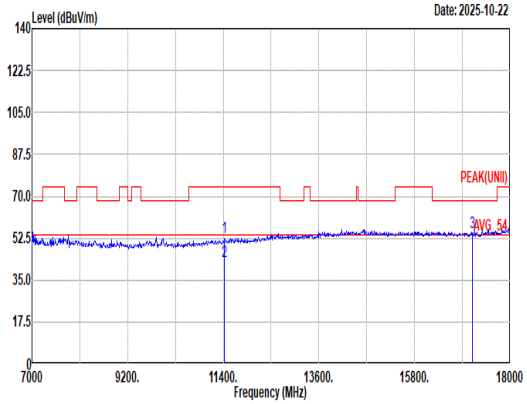 Site : 03CH23-HY Condition: PEAK(UNII) 3m DRH18-E_LE2C05A18EN_250702 HORIZONTAL Freq Level Limit Line Margin Read Level Ant Factor Cable Loss Preamp Factor Aux Factor APos TPos Remark MHz dBuV/m dBuV/m dB dBuV dB/m dB dB dB cm deg 1 11420.00 52.79 74.00 -21.21 36.26 38.54 15.65 39.93 2.27 -- -- Peak 2 11420.00 42.57 54.00 -11.43 26.04 38.54 15.65 39.93 2.27 -- -- Average 3 17130.00 55.12 68.20 -13.08 39.09 40.24 19.17 46.39 3.01 -- -- Peak	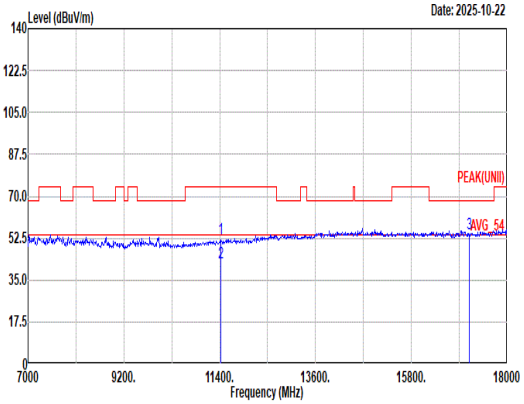 Site : 03CH23-HY Condition: PEAK(UNII) 3m DRH18-E_LE2C05A18EN_250702 VERTICAL Freq Level Limit Line Margin Read Level Ant Factor Cable Loss Preamp Factor Aux Factor APos TPos Remark MHz dBuV/m dBuV/m dB dBuV dB/m dB dB dB cm deg 1 11420.00 52.47 74.00 -21.53 35.94 38.54 15.65 39.93 2.27 -- -- Peak 2 11420.00 42.25 54.00 -11.75 25.72 38.54 15.65 39.93 2.27 -- -- Average 3 17130.00 54.64 68.20 -13.56 38.61 40.24 19.17 46.39 3.01 -- -- Peak

Mode	44	
	Harmonic	
	U-NII-2C_5.47-5.725_802.11ax HE40_CH142_Full RU_5710MHz	
ANT	1	
Pol.	Horizontal	Vertical
10.6G ~18G Avg	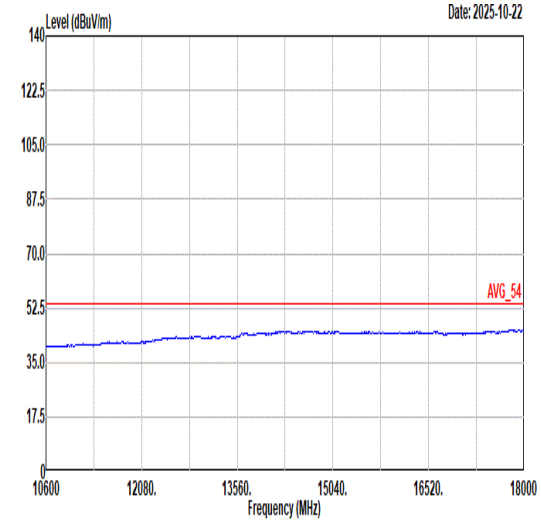 Site : 03CH23-HY Condition: AVG_54 3m DRH18-E_LE2C05A18EN_250702 HORIZONTAL	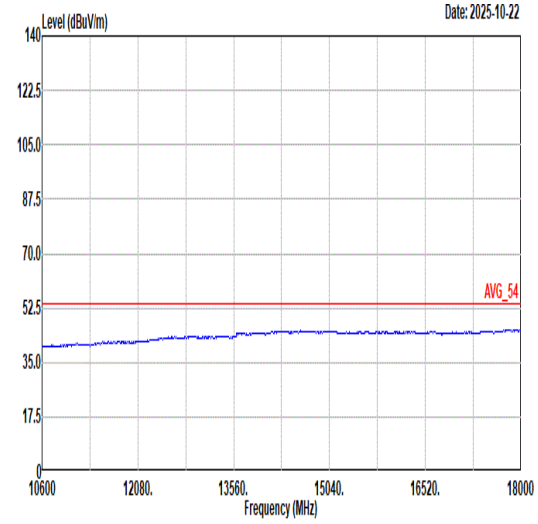 Site : 03CH23-HY Condition: AVG_54 3m DRH18-E_LE2C05A18EN_250702 VERTICAL

Mode	45	
	Band Edge - L	
	U-NII-2C_5.47-5.725_802.11ax HE80_CH138_Full RU_5690MHz	
ANT	1	
Pol.	Horizontal	Fundamental
Peak	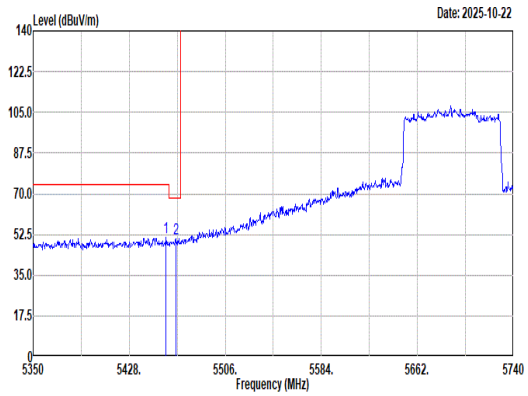 Site : 03CH23-HY Condition: STRADDLES U-NII-1&2A 3m DRH18-E_LE2C05A18EN_250702 HORIZONTAL : RBW:1000.000kHz VBW:3000.000kHz SWT:Auto Freq Level Limit Line Margin Read Level Ant Factor Cable Loss Preamp Factor Aux Factor APos TPos Remark MHz dBuV/m dBuV/m dB dBuV dB/m dB dB dB cm deg 1 5458.03 51.11 74.00 -22.89 37.50 32.72 10.91 33.53 3.51 103 279 Peak 2 5466.22 50.91 68.20 -17.29 37.28 32.73 10.93 33.55 3.52 103 279 Peak	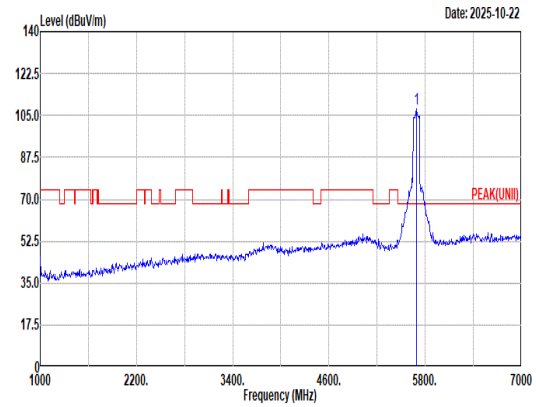 Site : 03CH23-HY Condition: PEAK(UNII) 3m DRH18-E_LE2C05A18EN_250702 HORIZONTAL : RBW:1000.000kHz VBW:3000.000kHz SWT:Auto Freq Level Limit Line Margin Read Level Ant Factor Cable Loss Preamp Factor Aux Factor APos TPos Remark MHz dBuV/m dBuV/m dB dBuV dB/m dB dB dB cm deg 1 5690.00 107.97 ------ ------ 93.35 33.75 11.19 33.90 3.58 103 279 Peak
Avg	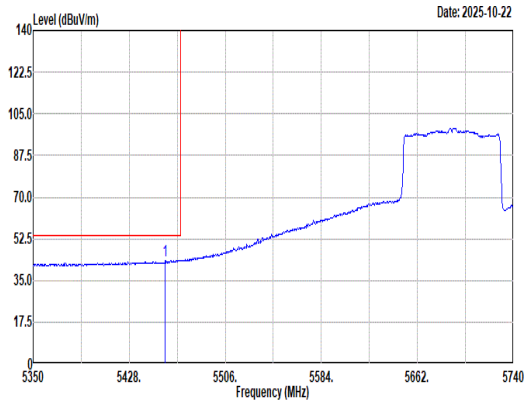 Site : 03CH23-HY Condition: U-NII-1&2A AVERAGE 3m DRH18-E_LE2C05A18EN_250702 HORIZONTAL : RBW:1000.000kHz VBW:3.600kHz SWT:Auto Freq Level Limit Line Margin Read Level Ant Factor Cable Loss Preamp Factor Aux Factor APos TPos Remark MHz dBuV/m dBuV/m dB dBuV dB/m dB dB dB cm deg 1 5457.25 43.47 54.00 -10.53 29.87 32.71 10.91 33.53 3.51 103 279 Average	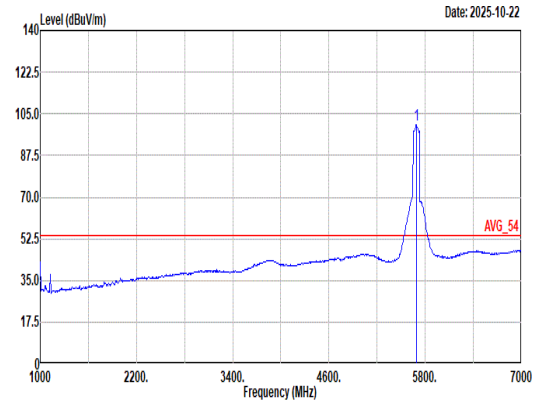 Site : 03CH23-HY Condition: AVG_54 3m DRH18-E_LE2C05A18EN_250702 HORIZONTAL : RBW:1000.000kHz VBW:3.600kHz SWT:Auto Freq Level Limit Line Margin Read Level Ant Factor Cable Loss Preamp Factor Aux Factor APos TPos Remark MHz dBuV/m dBuV/m dB dBuV dB/m dB dB dB cm deg 1 5690.00 100.51 ------ ------ 85.89 33.75 11.19 33.90 3.58 103 279 Average

Mode	45	
	Band Edge - R	
	U-NII-2C_5.47-5.725_802.11ax HE80_CH138_Full RU_5690MHz	
ANT	1	
Pol.	Horizontal	Fundamental
Peak	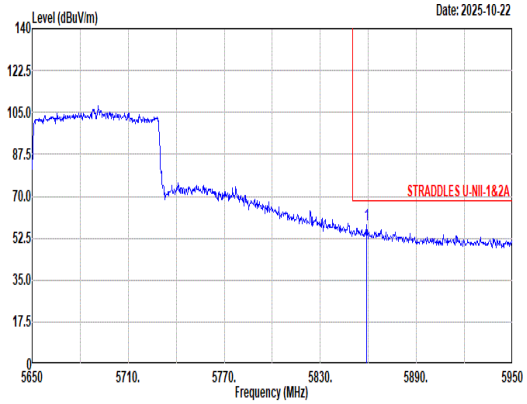 Site : 03CH23-HY Condition: STRADDLES U-NII-1&2A 3m DRH18-E_LE2C05A18EN_250702 HORIZONTAL : RBW:1000.000kHz VBW:3000.000kHz SWT:Auto Freq / Level / Limit Line / Margin / Read Level / Ant Factor / Cable Loss / Preamp Factor / Aux Factor / APos / TPos / Remark MHz / dBuV/m / dBuV/m / dB / dBuV / dB/m / dB / dB / dB / cm / deg 1 5859.10 58.09 68.20 -10.11 43.25 34.08 11.29 34.12 3.59 103 279 Peak	Blank

Mode	45	
	Band Edge - L	
	U-NII-2C_5.47-5.725_802.11ax HE80_CH138_Full RU_5690MHz	
ANT	1	
Pol.	Vertical	Fundamental
Peak	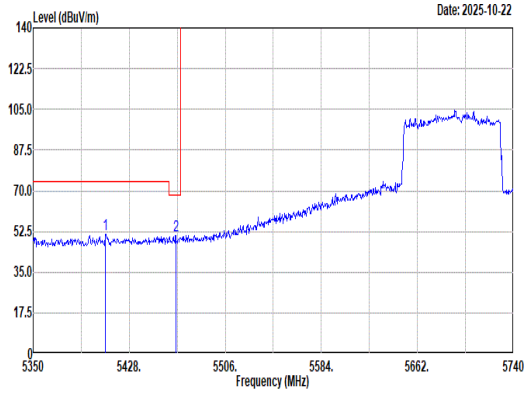 Site : 03CH23-HY Condition: STRADDLES U-NII-1&2A 3m DRH18-E_LE2C05A18EN_250702 VERTICAL : RBW:1000.000kHz VBW:3000.000kHz SWT:Auto Freq Level Limit Line Margin Read Level Ant Factor Cable Loss Preamp Factor Aux Factor APos TPos Remark MHz dBuV/m dBuV/m dB dBuV dB/m dB dB dB cm deg 1 5408.89 51.36 74.00 -22.64 37.80 32.62 10.83 33.39 3.50 250 69 Peak 2 5465.83 50.80 68.20 -17.40 37.17 32.73 10.93 33.55 3.52 250 69 Peak	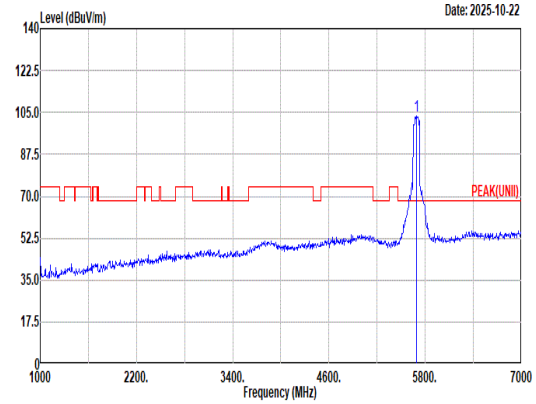 Site : 03CH23-HY Condition: PEAK(UNII) 3m DRH18-E_LE2C05A18EN_250702 VERTICAL : RBW:1000.000kHz VBW:3000.000kHz SWT:Auto Freq Level Limit Line Margin Read Level Ant Factor Cable Loss Preamp Factor Aux Factor APos TPos Remark MHz dBuV/m dBuV/m dB dBuV dB/m dB dB dB cm deg 1 5690.00 103.32 ------ ------ 88.70 33.75 11.19 33.90 3.58 250 69 Peak
Avg	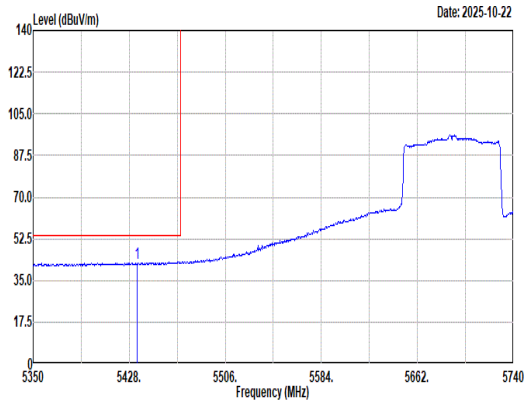 Site : 03CH23-HY Condition: U-NII-1&2A AVERAGE 3m DRH18-E_LE2C05A18EN_250702 VERTICAL : RBW:1000.000kHz VBW:3.600kHz SWT:Auto Freq Level Limit Line Margin Read Level Ant Factor Cable Loss Preamp Factor Aux Factor APos TPos Remark MHz dBuV/m dBuV/m dB dBuV dB/m dB dB dB cm deg 1 5434.63 42.35 54.00 -11.65 28.76 32.67 10.87 33.46 3.51 250 69 Average	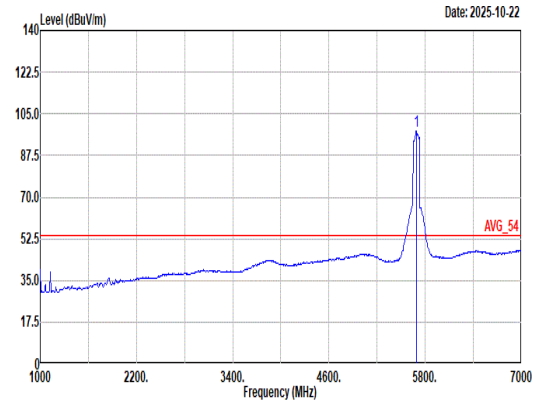 Site : 03CH23-HY Condition: AVG_54 3m DRH18-E_LE2C05A18EN_250702 VERTICAL : RBW:1000.000kHz VBW:3.600kHz SWT:Auto Freq Level Limit Line Margin Read Level Ant Factor Cable Loss Preamp Factor Aux Factor APos TPos Remark MHz dBuV/m dBuV/m dB dBuV dB/m dB dB dB cm deg 1 5690.00 97.64 ------ ------ 83.04 33.72 11.19 33.89 3.58 250 69 Average

Mode	45	
	Band Edge - R	
	U-NII-2C_5.47-5.725_802.11ax HE80_CH138_Full RU_5690MHz	
ANT	1	
Pol.	Vertical	Fundamental
Peak	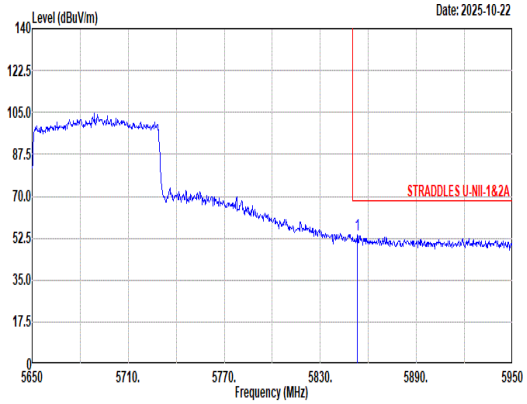 Site : 03CH23-HY Condition: STRADDLES U-NII-1&2A 3m DRH18-E_LE2C05A18EN_250702 VERTICAL : RBW:1000.000kHz VBW:3000.000kHz SWT:Auto Freq Level Limit Line Margin Read Level Ant Factor Cable Loss Preamp Factor Aux Factor APos TPos Remark MHz dBuV/m dBuV/m dB dBuV dB/m dB dB dB cm deg 1 5853.10 54.03 68.20 -14.17 39.18 34.09 11.28 34.11 3.59 250 69 Peak	Blank

Mode	45	
	Harmonic	
	U-NII-2C_5.47-5.725_802.11ax HE80_CH138_Full RU_5690MHz	
ANT	1	
Pol.	Horizontal	Vertical
Peak Avg	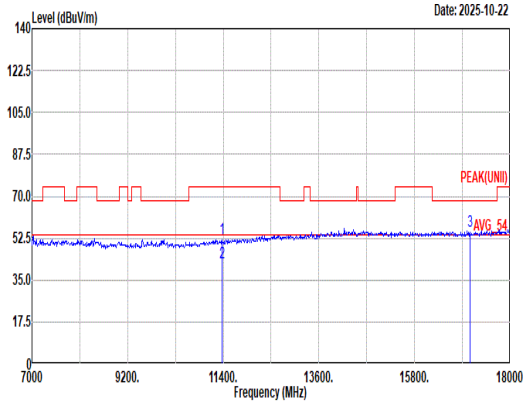 Site : 03CH23-HY Condition: PEAK(UNII) 3m DRH18-E_LE2C05A18EN_250702 HORIZONTAL Freq Level Limit Line Margin Read Level Ant Factor Cable Loss Preamp Factor Aux Factor APos TPos Remark MHz dBuV/m dBuV/m dB dBuV dB/m dB dB dB cm deg 1 11380.00 52.42 74.00 -21.58 35.95 38.50 15.62 39.91 2.26 -- -- Peak 2 11380.00 42.20 54.00 -11.80 25.73 38.50 15.62 39.91 2.26 -- -- Average 3 17070.00 55.37 68.20 -12.83 39.17 40.42 19.13 46.33 2.98 -- -- Peak	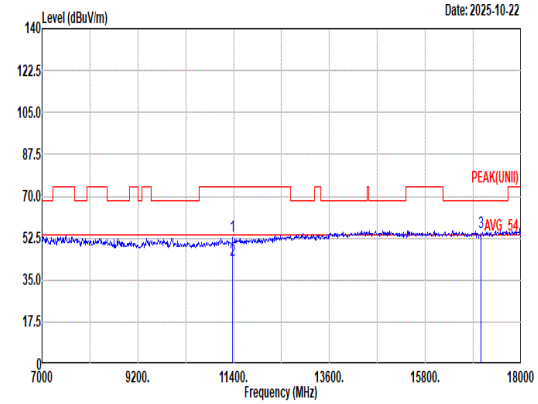 Site : 03CH23-HY Condition: PEAK(UNII) 3m DRH18-E_LE2C05A18EN_250702 VERTICAL Freq Level Limit Line Margin Read Level Ant Factor Cable Loss Preamp Factor Aux Factor APos TPos Remark MHz dBuV/m dBuV/m dB dBuV dB/m dB dB dB cm deg 1 11380.00 53.42 74.00 -20.58 36.95 38.50 15.62 39.91 2.26 -- -- Peak 2 11380.00 43.20 54.00 -10.80 26.73 38.50 15.62 39.91 2.26 -- -- Average 3 17070.00 54.71 68.20 -13.49 38.51 40.42 19.13 46.33 2.98 -- -- Peak

Mode	45	
	Harmonic	
	U-NII-2C_5.47-5.725_802.11ax HE80_CH138_Full RU_5690MHz	
ANT	1	
Pol.	Horizontal	Vertical
10.6G ~18G Avg	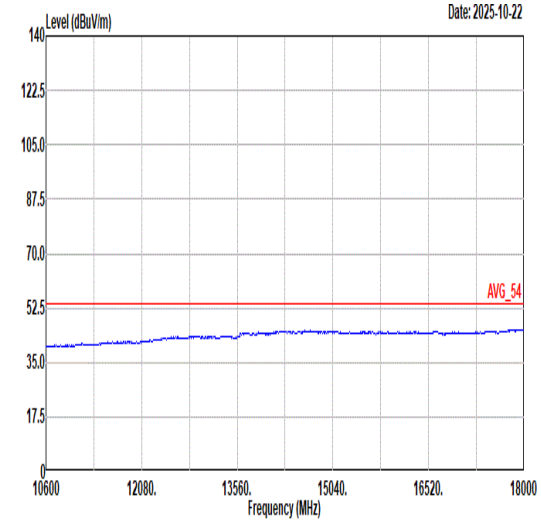 Site : 03CH23-HY Condition: AVG_54 3m DRH18-E_LE2C05A18EN_250702 HORIZONTAL	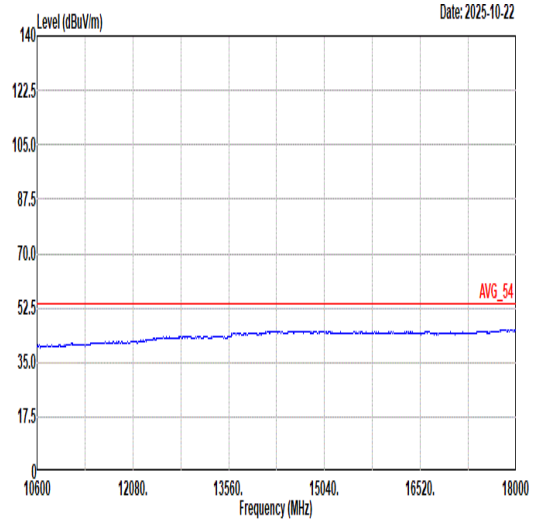 Site : 03CH23-HY Condition: AVG_54 3m DRH18-E_LE2C05A18EN_250702 VERTICAL

Mode	117	
	LF	
	U-NII-1_5.15-5.25_802.11ax HE80_CH42_Full RU_5210MHz	
ANT	1	
Pol.	Horizontal	Vertical
QP/ Peak	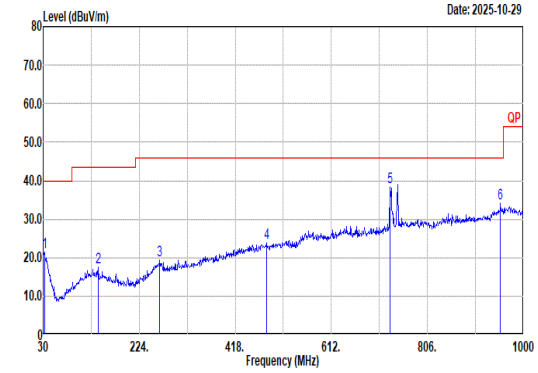 Site : 03CH23-HY Condition: QP 3m CBL6111D_62028 & 003_241127 HORIZONTAL Freq Level Limit Line Margin Read Level Ant Factor Cable Loss Preamp Factor Aux Factor APos TPos Remark MHz dBuV/m dBuV/m dB dBuV dB/m dB dB dB cm deg 1 32.91 21.42 40.00 -18.58 30.25 23.04 0.67 32.56 0.02 -- -- Peak 2 140.58 17.44 43.50 -26.06 30.93 17.40 1.52 32.46 0.05 -- -- Peak 3 265.71 19.19 46.00 -26.81 29.62 19.92 2.10 32.52 0.07 -- -- Peak 4 482.02 23.80 46.00 -22.20 29.75 23.66 2.94 32.66 0.11 -- -- Peak 5 730.34 38.46 46.00 -7.54 39.60 27.68 3.65 32.60 0.13 -- -- Peak 6 953.44 34.20 46.00 -11.80 29.86 30.98 4.27 31.11 0.20 -- -- Peak	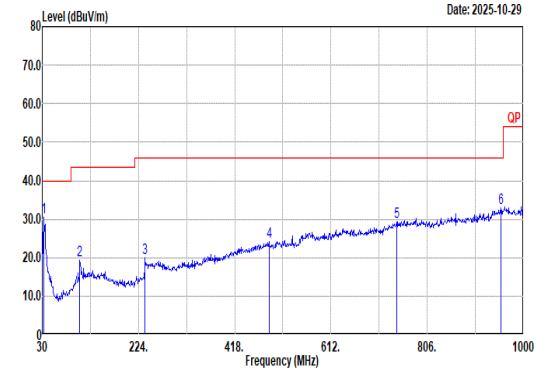 Site : 03CH23-HY Condition: QP 3m CBL6111D_62028 & 003_241127 VERTICAL Freq Level Limit Line Margin Read Level Ant Factor Cable Loss Preamp Factor Aux Factor APos TPos Remark MHz dBuV/m dBuV/m dB dBuV dB/m dB dB dB cm deg 1 33.88 30.56 40.00 -9.44 39.73 22.68 0.69 32.56 0.02 -- -- Peak 2 105.66 19.33 43.50 -24.17 33.97 16.51 1.30 32.50 0.05 -- -- Peak 3 237.58 19.85 46.00 -26.15 30.28 20.03 1.98 32.51 0.07 -- -- Peak 4 486.87 24.22 46.00 -21.78 30.07 23.75 2.96 32.67 0.11 -- -- Peak 5 743.92 29.38 46.00 -16.62 29.97 28.14 3.69 32.56 0.14 -- -- Peak 6 954.41 32.80 46.00 -13.20 28.42 31.00 4.27 31.10 0.21 -- -- Peak

Mode	119	
	SHF	
	U-NII-1_5.15-5.25_802.11ax HE80_CH42_Full RU_5210MHz	
ANT	1	
Pol.	Horizontal	Vertical
Peak	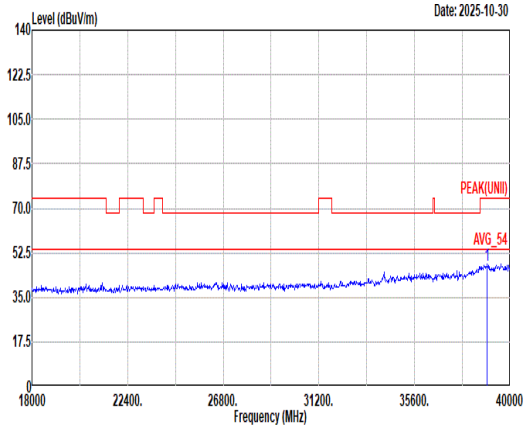 Site : 03CH23-HY Condition: PEAK(UNII) 1m BBHA9170_1225_250702 HORIZONTAL Freq Level Limit Line Margin Read Level Ant Factor Cable Loss Preamp Factor Aux Factor APos TPos Remark MHz dBuV/m dBuV/m dB dBuV dB/m dB dB dB cm deg 1 38939.28 47.77 74.00 -26.23 41.92 45.09 30.95 60.65 -9.54 -- -- PEAK	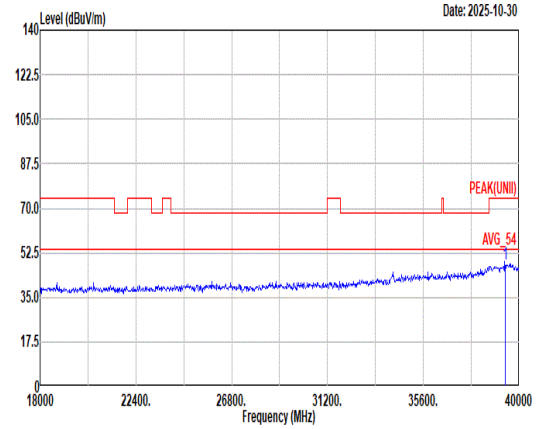 Site : 03CH23-HY Condition: PEAK(UNII) 1m BBHA9170_1225_250702 VERTICAL Freq Level Limit Line Margin Read Level Ant Factor Cable Loss Preamp Factor Aux Factor APos TPos Remark MHz dBuV/m dBuV/m dB dBuV dB/m dB dB dB cm deg 1 39355.20 47.82 74.00 -26.18 40.99 45.96 31.04 60.63 -9.54 -- -- PEAK

Appendix D. Duty Cycle Plots

<For Radiated Spurious Emission test>

Band	Duty Cycle (%)	T(us)	1/T(kHz)	VBW Setting
802.11a	90.51	1430	0.70	750Hz
5GHz 802.11ac VHT20	89.97	1345	0.74	750Hz
5GHz 802.11ac VHT40	81.46	668	1.50	1.6kHz
5GHz 802.11ac VHT80	68.88	332	3.01	3.3kHz
5GHz 802.11ax HE20 Full RU	87.45	1045	0.96	1kHz
5GHz 802.11ax HE20 106 RU	34.21	520	1.92	2kHz
5GHz 802.11ax HE40 Full RU	78.11	546	1.83	2kHz
5GHz 802.11ax HE40 242 RU	20.89	264	3.79	4kHz
5GHz 802.11ax HE80 Full RU	66.37	296	3.38	3.6KHz
5GHz 802.11ax HE80 484 RU	14.09	164	6.10	6.2kHz

MIMO <Ant. 1>

802.11a

5GHz 802.11ac VHT20

5GHz 802.11ac VHT40

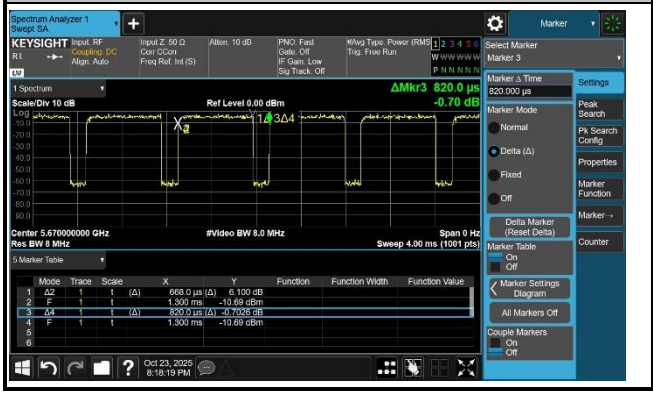

5GHz 802.11ac VHT80

5GHz 802.11ax HE20 Full RU

5GHz 802.11ax HE20 106 RU