Mode	58	
	Band Edge - R	
	U-NII-3_5.725-5.85_802.11ax HE80_CH155_Full RU_5775MHz	
ANT	1	
Pol.	Horizontal	Fundamental
Peak	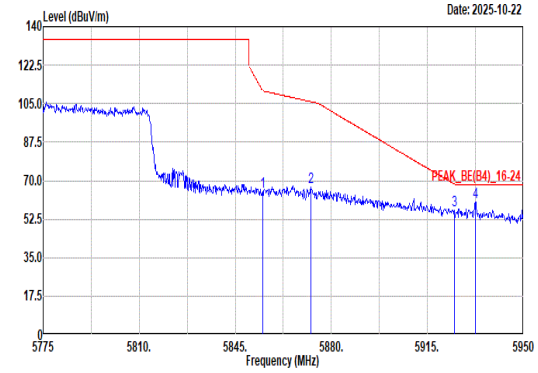 Site : 03CH23-HY Condition: PEAK_BE(B4)_16-24 3m DRH18-E_LE2C05A18EN_250702 HORIZONTAL : RBW:1000.000kHz VBW:3000.000kHz SWT:Auto Limit Read Ant Cable Preamp Aux APos TPos Freq Level Line Margin Level Factor Loss Factor Factor Remark MHz dBuV/m dBuV/m dB dBuV dB/m dB dB dB cm deg 1 5854.98 64.90 110.86 -45.96 50.05 34.09 11.28 34.11 3.59 100 285 Peak 2 5872.65 66.98 105.86 -38.88 52.18 34.05 11.30 34.13 3.58 100 285 Peak 3 5924.98 56.42 68.22 -11.80 41.70 34.00 11.35 34.20 3.57 100 285 Peak 4 5932.50 60.15 68.20 -8.05 45.44 34.00 11.36 34.21 3.56 100 285 Peak	Blank

Mode	58
	Band Edge - L
	U-NII-3_5.725-5.85_802.11ax HE80_CH155_Full RU_5775MHz
ANT	1

Pol.	Vertical	Fundamental
Peak	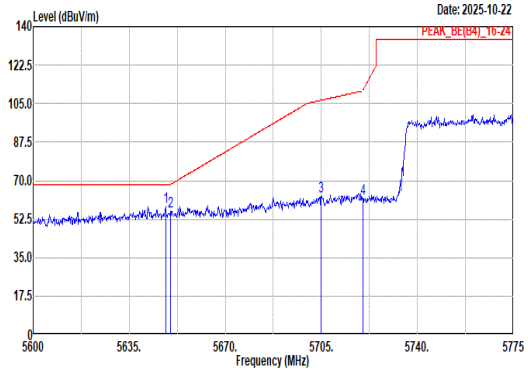 Site : 03CH23-HY Condition: PEAK_BE(B4)_16-24 3m DRH18-E_LE2C05A18EN_250702 VERTICAL : RBW:1000.000kHz VBW:3000.000kHz SWT:Auto Freq Level Limit Line Margin Read Level Ant Factor Cable Loss Preamp Factor Aux Factor APos TPos Remark MHz dBuV/m dBuV/m dB dBuV dB/m dB dB dB cm deg 1 5648.30 58.30 68.20 -9.90 43.91 33.49 11.18 33.84 3.56 288 71 Peak 2 5650.05 55.78 68.24 -12.46 41.38 33.50 11.18 33.85 3.57 288 71 Peak 3 5705.00 62.98 106.60 -43.62 48.30 33.82 11.20 33.92 3.58 288 71 Peak 4 5720.23 61.83 111.31 -49.48 47.10 33.88 11.20 33.94 3.59 288 71 Peak	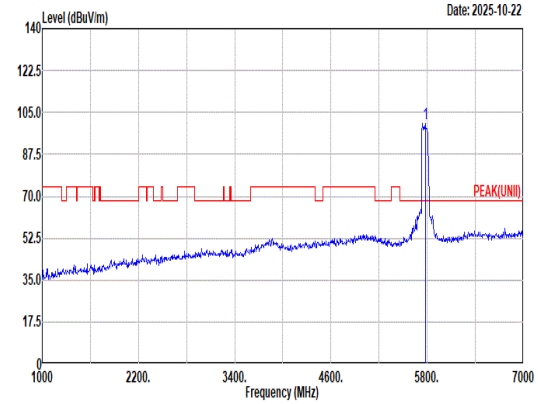 Site : 03CH23-HY Condition: PEAK(UNII) 3m DRH18-E_LE2C05A18EN_250702 VERTICAL : RBW:1000.000kHz VBW:3000.000kHz SWT:Auto Freq Level Limit Line Margin Read Level Ant Factor Cable Loss Preamp Factor Aux Factor APos TPos Remark MHz dBuV/m dBuV/m dB dBuV dB/m dB dB dB cm deg 1 5775.00 100.53 ------ ------ 85.73 33.96 11.21 33.96 3.59 288 71 Peak
Avg	Blank	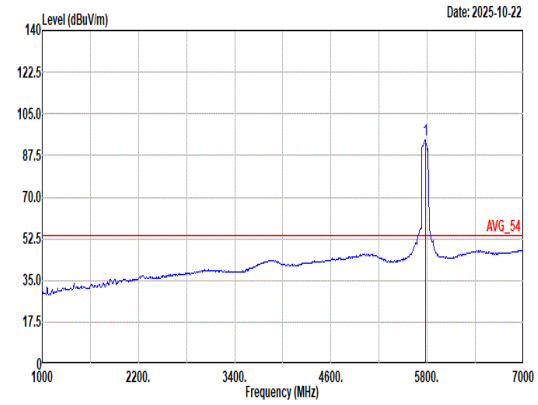 Site : 03CH23-HY Condition: AVG_54 3m DRH18-E_LE2C05A18EN_250702 VERTICAL : RBW:1000.000kHz VBW:3.600kHz SWT:Auto Freq Level Limit Line Margin Read Level Ant Factor Cable Loss Preamp Factor Aux Factor APos TPos Remark MHz dBuV/m dBuV/m dB dBuV dB/m dB dB dB cm deg 1 5775.00 94.29 ------ ------ 79.43 34.05 11.22 34.01 3.60 288 71 Average

Mode	58	
	Band Edge - R	
	U-NII-3_5.725-5.85_802.11ax HE80_CH155_Full RU_5775MHz	
ANT	1	
Pol.	Vertical	Fundamental
Peak	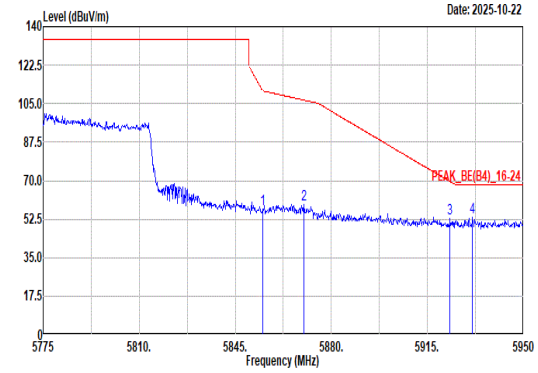 Site : 03CH23-HY Condition: PEAK_BE(B4)_16-24 3m DRH18-E_LE2C05A18EN_250702 VERTICAL : RBW:1000.000kHz VBW:3000.000kHz SWT:Auto Limit Read Ant Cable Preamp Aux APos TPos Freq Level Line Margin Level Factor Loss Factor Factor Remark MHz dBuV/m dBuV/m dB dBuV dB/m dB dB dB cm deg 1 5854.98 56.94 110.86 -53.92 42.09 34.09 11.28 34.11 3.59 288 71 Peak 2 5870.03 59.43 106.59 -47.16 44.61 34.06 11.30 34.13 3.59 288 71 Peak 3 5923.23 53.02 69.51 -16.49 38.30 34.00 11.35 34.20 3.57 288 71 Peak 4 5931.45 53.40 68.20 -14.80 38.70 34.00 11.35 34.21 3.56 288 71 Peak	Blank

Mode	58	
	Harmonic	
	U-NII-3_5.725-5.85_802.11ax HE80_CH155_Full RU_5775MHz	
ANT	1	
Pol.	Horizontal	Vertical
Peak Avg	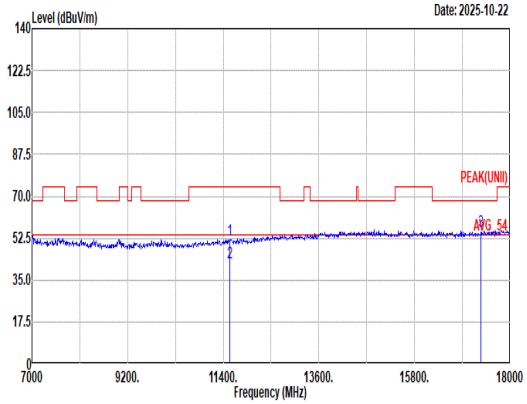 Site : 03CH23-HY Condition: PEAK(UNII) 3m DRH18-E_LE2C05A18EN_250702 HORIZONTAL Freq Level Limit Line Margin Read Level Ant Factor Cable Loss Preamp Factor Aux Factor APos TPos Remark MHz dBuV/m dBuV/m dB dBuV dB/m dB dB dB cm deg 1 11550.00 51.95 74.00 -22.05 35.35 38.60 15.74 40.02 2.28 -- -- Peak 2 11550.00 42.15 54.00 -11.85 25.55 38.60 15.74 40.02 2.28 -- -- Average 3 17325.00 55.24 68.20 -12.96 39.20 40.20 19.31 46.56 3.09 -- -- Peak	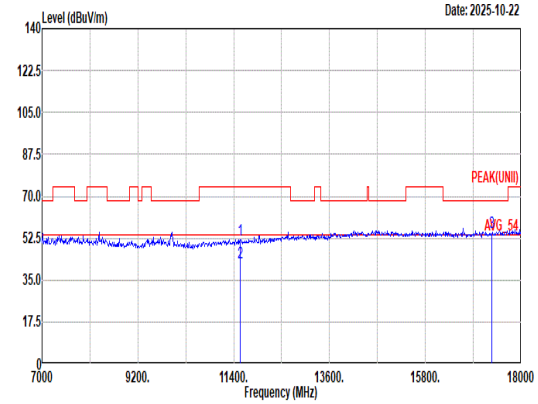 Site : 03CH23-HY Condition: PEAK(UNII) 3m DRH18-E_LE2C05A18EN_250702 VERTICAL Freq Level Limit Line Margin Read Level Ant Factor Cable Loss Preamp Factor Aux Factor APos TPos Remark MHz dBuV/m dBuV/m dB dBuV dB/m dB dB dB cm deg 1 11550.00 51.89 74.00 -22.11 35.29 38.60 15.74 40.02 2.28 -- -- Peak 2 11550.00 42.01 54.00 -11.99 25.41 38.60 15.74 40.02 2.28 -- -- Average 3 17325.00 54.74 68.20 -13.46 38.70 40.20 19.31 46.56 3.09 -- -- Peak

Mode	58	
	Harmonic	
	U-NII-3_5.725-5.85_802.11ax HE80_CH155_Full RU_5775MHz	
ANT	1	
Pol.	Horizontal	Vertical
10.6G ~18G Avg	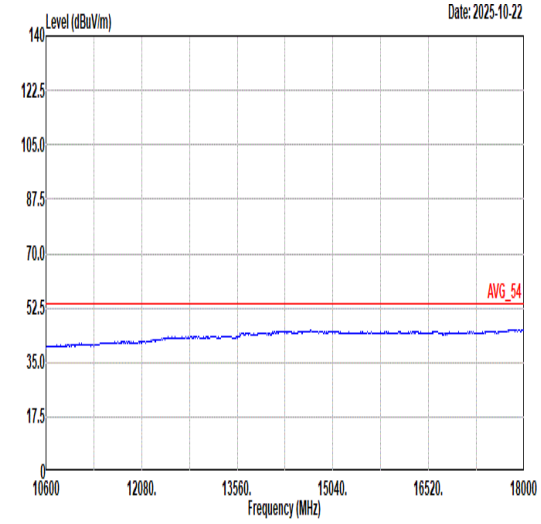 Site : 03CH23-HY Condition: AVG_54 3m DRH18-E_LE2C05A18EN_250702 HORIZONTAL	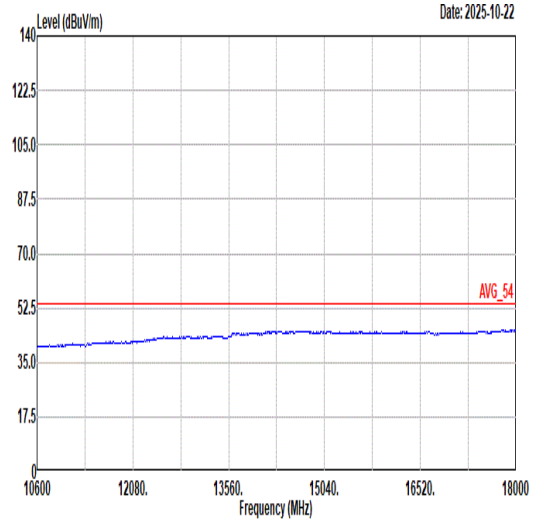 Site : 03CH23-HY Condition: AVG_54 3m DRH18-E_LE2C05A18EN_250702 VERTICAL

Mode	59	
	Band Edge - L	
	U-NII-3_5.725-5.85_802.11ax HE80_CH155_Partial RU 484/65_5775MHz	
ANT	1	
Pol.	Horizontal	Fundamental
Peak	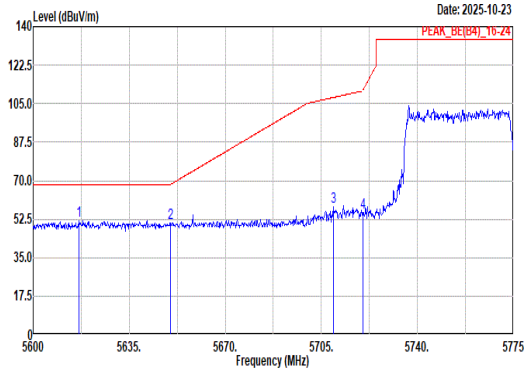 Site : 03CH23-HY Condition: PEAK_BE(B4)_16-24 3m DRH18-E_LE2C05A18EN_250702 HORIZONTAL : RBW:1000.000kHz VBW:3000.000kHz SWT:Auto Freq Level Limit Line Margin Read Level Ant Factor Cable Loss Preamp Factor Aux Factor APos TPos Remark MHz dBuV/m dBuV/m dB dBuV dB/m dB dB dB cm deg 1 5616.80 52.02 68.20 -16.18 37.79 33.30 11.17 33.80 3.56 100 287 Peak 2 5650.05 50.86 68.24 -17.38 36.46 33.50 11.18 33.85 3.57 100 287 Peak 3 5709.38 57.88 107.83 -49.95 43.18 33.84 11.20 33.92 3.58 100 287 Peak 4 5720.23 55.53 111.31 -55.78 40.80 33.88 11.20 33.94 3.59 100 287 Peak	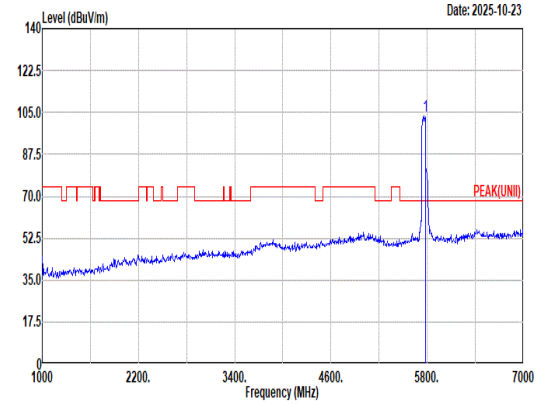 Site : 03CH23-HY Condition: PEAK(UNII) 3m DRH18-E_LE2C05A18EN_250702 HORIZONTAL : RBW:1000.000kHz VBW:3000.000kHz SWT:Auto Freq Level Limit Line Margin Read Level Ant Factor Cable Loss Preamp Factor Aux Factor APos TPos Remark MHz dBuV/m dBuV/m dB dBuV dB/m dB dB dB cm deg 1 5775.00 103.45 ------ ------ 88.59 34.03 11.22 33.99 3.60 100 287 Peak
Avg	Blank	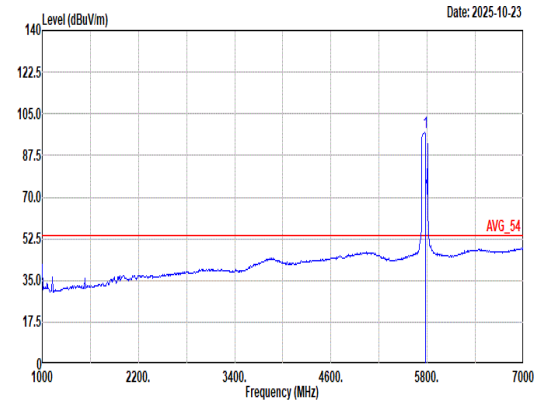 Site : 03CH23-HY Condition: AVG_54 3m DRH18-E_LE2C05A18EN_250702 HORIZONTAL : RBW:1000.000kHz VBW:6.200kHz SWT:Auto Freq Level Limit Line Margin Read Level Ant Factor Cable Loss Preamp Factor Aux Factor APos TPos Remark MHz dBuV/m dBuV/m dB dBuV dB/m dB dB dB cm deg 1 5775.00 97.19 ------ ------ 82.33 34.04 11.22 34.00 3.60 100 287 Average	

Mode	59	
	Band Edge - R	
	U-NII-3_5.725-5.85_802.11ax HE80_CH155_Partial RU 484/65_5775MHz	
ANT	1	
Pol.	Horizontal	Fundamental
Peak	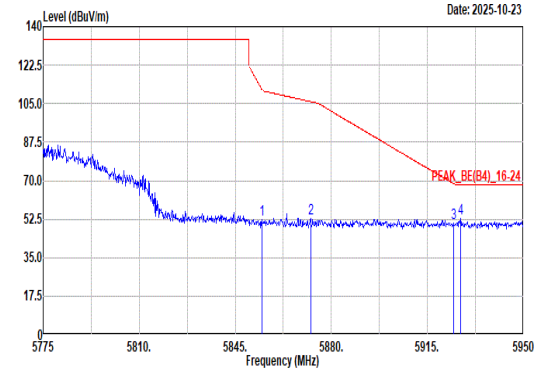 Site : 03CH23-HY Condition: PEAK_BE(B4)_16-24 3m DRH18-E_LE2C05A18EN_250702 HORIZONTAL : RBW:1000.000kHz VBW:3000.000kHz SWT:Auto Limit Read Ant Cable Preamp Aux APos TPos Freq Level Line Margin Level Factor Loss Factor Factor Remark MHz dBuV/m dBuV/m dB dBuV dB/m dB dB dB cm deg 1 5854.63 52.27 111.65 -59.38 37.42 34.09 11.28 34.11 3.59 100 287 Peak 2 5872.48 52.82 105.91 -53.09 38.01 34.06 11.30 34.13 3.58 100 287 Peak 3 5924.63 50.88 68.48 -17.60 36.16 34.00 11.35 34.20 3.57 100 287 Peak 4 5927.08 52.57 68.20 -15.63 37.86 34.00 11.35 34.21 3.57 100 287 Peak	Blank

Mode	59	
	Band Edge - L	
	U-NII-3_5.725-5.85_802.11ax HE80_CH155_Partial RU 484/65_5775MHz	
ANT	1	
Pol.	Vertical	Fundamental
Peak	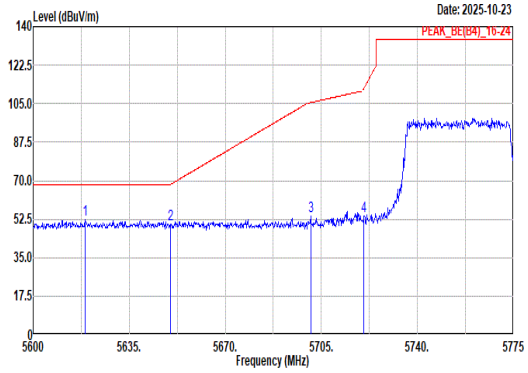 Site : 03CH23-HY Condition: PEAK_BE(B4)_16-24 3m DRH18-E_LE2C05A18EN_250702 VERTICAL : RBW:1000.000kHz VBW:3000.000kHz SWT:Auto Freq Level Limit Line Margin Read Level Ant Factor Cable Loss Preamp Factor Aux Factor APos TPos Remark MHz dBuV/m dBuV/m dB dBuV dB/m dB dB dB cm deg 1 5619.08 52.34 68.20 -15.86 38.10 33.31 11.17 33.80 3.56 245 64 Peak 2 5650.05 50.23 68.24 -18.01 35.83 33.50 11.18 33.85 3.57 245 64 Peak 3 5701.15 53.98 105.52 -51.54 39.31 33.80 11.20 33.91 3.58 245 64 Peak 4 5720.58 54.13 112.11 -57.98 39.40 33.88 11.20 33.94 3.59 245 64 Peak	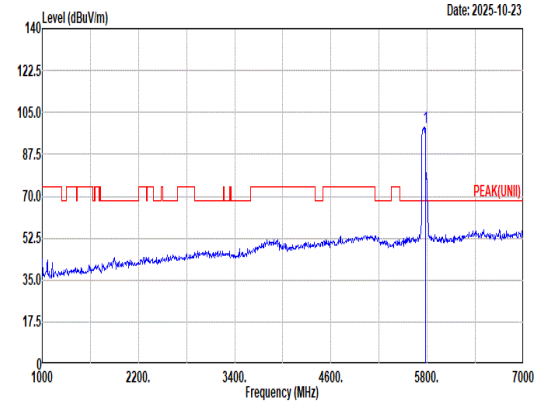 Site : 03CH23-HY Condition: PEAK(UNII) 3m DRH18-E_LE2C05A18EN_250702 VERTICAL : RBW:1000.000kHz VBW:3000.000kHz SWT:Auto Freq Level Limit Line Margin Read Level Ant Factor Cable Loss Preamp Factor Aux Factor APos TPos Remark MHz dBuV/m dBuV/m dB dBuV dB/m dB dB dB cm deg 1 5775.00 99.00 ------ ------ 84.14 34.04 11.22 34.00 3.60 245 64 Peak
Avg	Blank	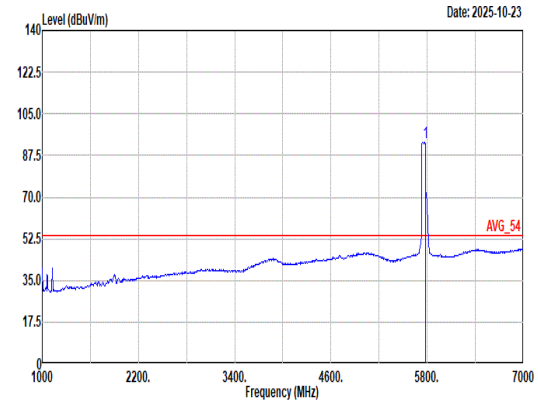 Site : 03CH23-HY Condition: AVG_54 3m DRH18-E_LE2C05A18EN_250702 VERTICAL : RBW:1000.000kHz VBW:6.200kHz SWT:Auto Freq Level Limit Line Margin Read Level Ant Factor Cable Loss Preamp Factor Aux Factor APos TPos Remark MHz dBuV/m dBuV/m dB dBuV dB/m dB dB dB cm deg 1 5775.00 93.18 ------ ------ 78.32 34.03 11.22 33.99 3.60 245 64 Average

Mode	59	
	Band Edge - R	
	U-NII-3_5.725-5.85_802.11ax HE80_CH155_Partial RU 484/65_5775MHz	
ANT	1	
Pol.	Vertical	Fundamental
Peak	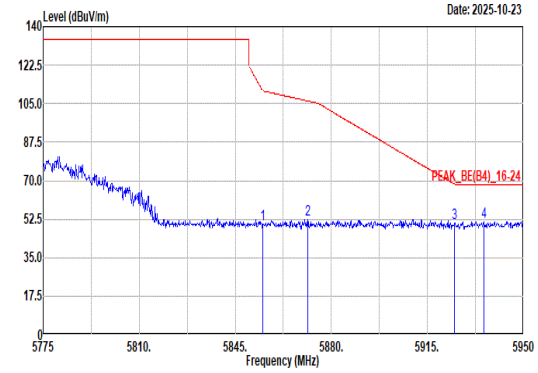 Site : 03CH23-HY Condition: PEAK_BE(B4)_16-24 3m DRH18-E_LE2C05A18EN_250702 VERTICAL : RBW:1000.000kHz VBW:3000.000kHz SWT:Auto Limit Read Ant Cable Preamp Aux APos TPos Freq Level Line Margin Level Factor Loss Factor Factor Remark MHz dBuV/m dBuV/m dB dBuV dB/m dB dB dB cm deg 1 5854.98 49.99 110.86 -60.87 35.14 34.09 11.28 34.11 3.59 245 64 Peak 2 5871.43 52.19 106.20 -54.01 37.37 34.06 11.30 34.13 3.59 245 64 Peak 3 5924.98 50.47 68.22 -17.75 35.75 34.00 11.35 34.20 3.57 245 64 Peak 4 5935.48 51.50 68.20 -16.70 36.80 34.00 11.36 34.22 3.56 245 64 Peak	Blank

Mode	60	
	Band Edge - L	
	U-NII-3_5.725-5.85_802.11ax HE80_CH155_Partial RU 484/66_5775MHz	
ANT	1	
Pol.	Horizontal	Fundamental
Peak	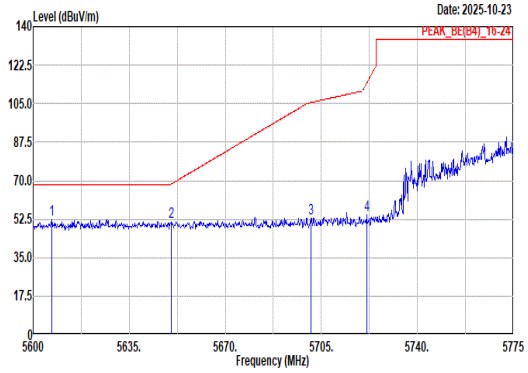 Site : 03CH23-HY Condition: PEAK_BE(B4)_16-24 3m DRH18-E_LE2C05A18EN_250702 HORIZONTAL : RBW:1000.000kHz VBW:3000.000kHz SWT:Auto Freq Level Limit Line Margin Read Level Ant Factor Cable Loss Preamp Factor Aux Factor APos TPos Remark MHz dBuV/m dBuV/m dB dBuV dB/m dB dB dB cm deg 1 5606.83 52.29 68.20 -15.91 38.13 33.24 11.16 33.79 3.55 101 289 Peak 2 5650.40 51.21 68.50 -17.29 36.81 33.50 11.18 33.85 3.57 101 289 Peak 3 5701.33 52.86 105.57 -52.71 38.18 33.81 11.20 33.91 3.58 101 289 Peak 4 5721.45 54.60 114.11 -59.51 39.86 33.89 11.20 33.94 3.59 101 289 Peak	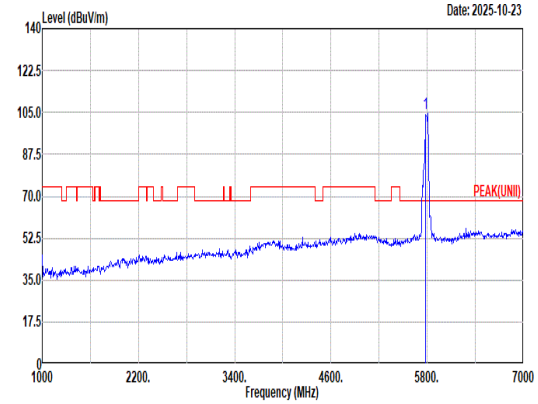 Site : 03CH23-HY Condition: PEAK(UNII) 3m DRH18-E_LE2C05A18EN_250702 HORIZONTAL : RBW:1000.000kHz VBW:3000.000kHz SWT:Auto Freq Level Limit Line Margin Read Level Ant Factor Cable Loss Preamp Factor Aux Factor APos TPos Remark MHz dBuV/m dBuV/m dB dBuV dB/m dB dB dB cm deg 1 5775.00 104.46 ------ ------ 89.57 34.10 11.24 34.06 3.61 101 289 Peak
Avg	Blank	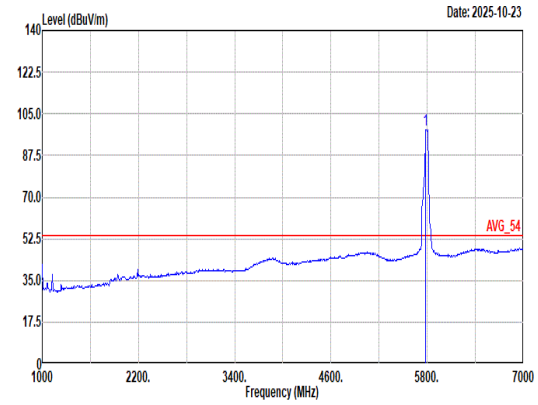 Site : 03CH23-HY Condition: AVG_54 3m DRH18-E_LE2C05A18EN_250702 HORIZONTAL : RBW:1000.000kHz VBW:6.200kHz SWT:Auto Freq Level Limit Line Margin Read Level Ant Factor Cable Loss Preamp Factor Aux Factor APos TPos Remark MHz dBuV/m dBuV/m dB dBuV dB/m dB dB dB cm deg 1 5775.00 98.13 ------ ------ 83.23 34.08 11.23 34.02 3.61 101 289 Average

Mode	60	
	Band Edge - R	
	U-NII-3_5.725-5.85_802.11ax HE80_CH155_Partial RU 484/66_5775MHz	
ANT	1	
Pol.	Horizontal	Fundamental
Peak	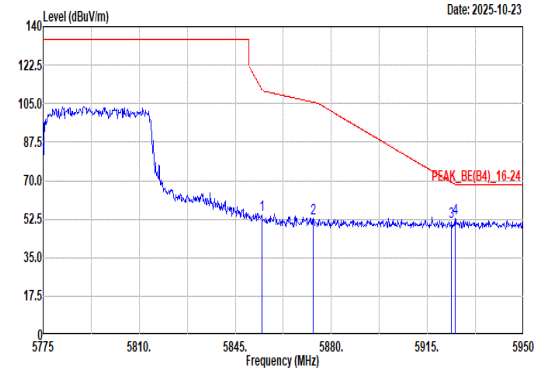 Site : 03CH23-HY Condition: PEAK_BE(B4)_16-24 3m DRH18-E_LE2C05A18EN_250702 HORIZONTAL : RBW:1000.000kHz VBW:3000.000kHz SWT:Auto Limit Read Ant Cable Preamp Aux APos TPos Freq Level Line Margin Level Factor Loss Factor Factor Remark MHz dBuV/m dBuV/m dB dBuV dB/m dB dB dB cm deg 1 5854.63 54.29 111.65 -57.36 39.44 34.09 11.28 34.11 3.59 101 289 Peak 2 5873.53 52.59 105.61 -53.02 37.80 34.05 11.30 34.14 3.58 101 289 Peak 3 5923.75 50.98 69.12 -18.14 36.26 34.00 11.35 34.20 3.57 101 289 Peak 4 5925.15 52.57 68.20 -15.63 37.85 34.00 11.35 34.20 3.57 101 289 Peak	Blank

Mode	60
	Band Edge - L
	U-NII-3_5.725-5.85_802.11ax HE80_CH155_Partial RU 484/66_5775MHz
ANT	1

Pol.	Vertical	Fundamental
Peak	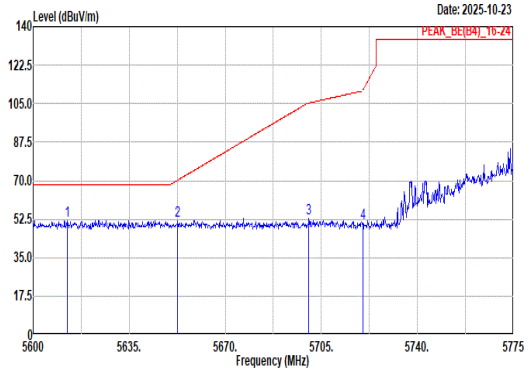 Site : 03CH23-HY Condition: PEAK_BE(B4)_16-24 3m DRH18-E_LE2C05A18EN_250702 VERTICAL : RBW:1000.000kHz VBW:3000.000kHz SWT:Auto Freq Level Limit Line Margin Read Level Ant Factor Cable Loss Preamp Factor Aux Factor APos TPos Remark MHz dBuV/m dBuV/m dB dBuV dB/m dB dB dB cm deg 1 5612.43 51.98 68.20 -16.22 37.80 33.27 11.16 33.80 3.55 400 346 Peak 2 5652.68 51.70 70.19 -18.49 37.28 33.52 11.18 33.85 3.57 400 346 Peak 3 5700.45 52.58 105.33 -52.75 37.91 33.80 11.20 33.91 3.58 400 346 Peak 4 5720.23 50.58 111.31 -60.73 35.85 33.88 11.20 33.94 3.59 400 346 Peak	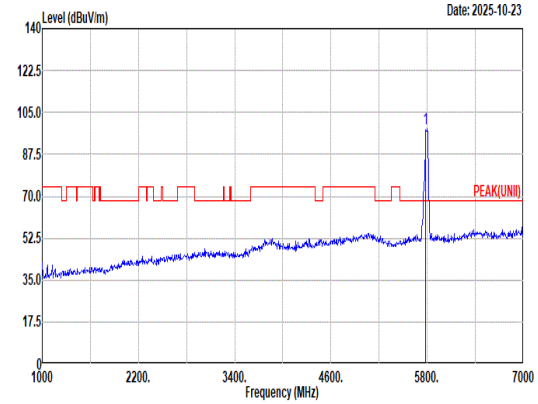 Site : 03CH23-HY Condition: PEAK(UNII) 3m DRH18-E_LE2C05A18EN_250702 VERTICAL : RBW:1000.000kHz VBW:3000.000kHz SWT:Auto Freq Level Limit Line Margin Read Level Ant Factor Cable Loss Preamp Factor Aux Factor APos TPos Remark MHz dBuV/m dBuV/m dB dBuV dB/m dB dB dB cm deg 1 5775.00 98.44 ------ ------ 83.54 34.10 11.23 34.04 3.61 400 346 Peak
Avg	Blank	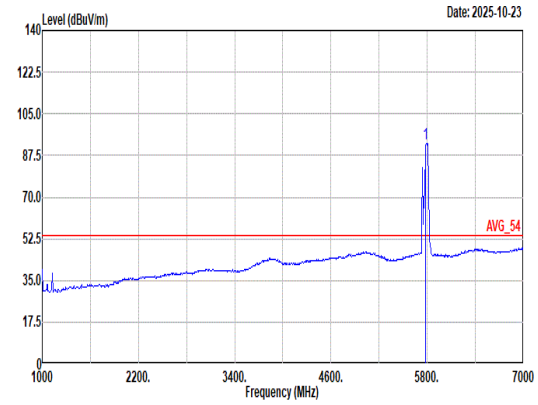 Site : 03CH23-HY Condition: AVG_54 3m DRH18-E_LE2C05A18EN_250702 VERTICAL : RBW:1000.000kHz VBW:6.200kHz SWT:Auto Freq Level Limit Line Margin Read Level Ant Factor Cable Loss Preamp Factor Aux Factor APos TPos Remark MHz dBuV/m dBuV/m dB dBuV dB/m dB dB dB cm deg 1 5775.00 92.42 ------ ------ 77.52 34.10 11.23 34.04 3.61 400 346 Average

Mode	60	
	Band Edge - R	
	U-NII-3_5.725-5.85_802.11ax HE80_CH155_Partial RU 484/66_5775MHz	
ANT	1	
Pol.	Vertical	Fundamental
Peak	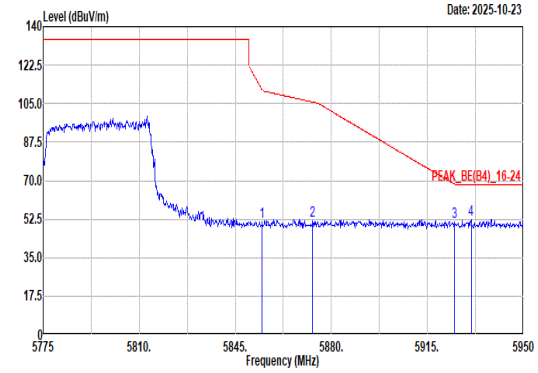 Site : 03CH23-HY Condition: PEAK_BE(B4)_16-24 3m DRH18-E_LE2C05A18EN_250702 VERTICAL : RBW:1000.000kHz VBW:3000.000kHz SWT:Auto Limit Read Ant Cable Preamp Aux APos TPos Freq Level Line Margin Level Factor Loss Factor Factor Remark MHz dBuV/m dBuV/m dB dBuV dB/m dB dB dB cm deg 1 5854.80 51.25 111.26 -60.01 36.40 34.09 11.28 34.11 3.59 400 346 Peak 2 5873.18 51.67 105.71 -54.04 36.88 34.05 11.30 34.14 3.58 400 346 Peak 3 5924.80 51.39 68.35 -16.96 36.67 34.00 11.35 34.20 3.57 400 346 Peak 4 5930.93 52.36 68.20 -15.84 37.66 34.00 11.35 34.21 3.56 400 346 Peak	Blank

Mode	118	
	LF	
	U-NII-3_5.725-5.85_802.11ax HE80_CH155_Full RU_5775MHz	
ANT	1	
Pol.	Horizontal	Vertical
QP/ Peak	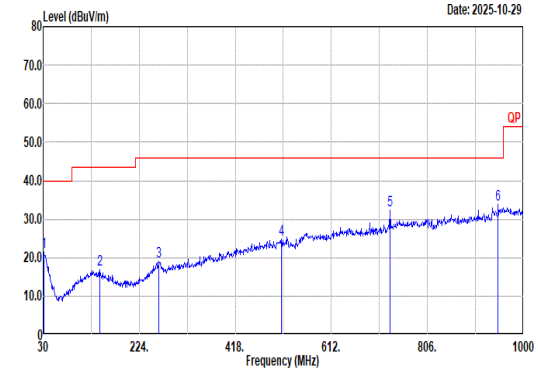 Site : 03CH23-HY Condition: QP 3m CBL6111D_62028 & 003_241127 HORIZONTAL 1 30.97 21.34 40.00 -18.66 29.35 23.90 0.64 32.57 0.02 -- -- Peak 2 144.46 16.90 43.50 -26.60 30.37 17.39 1.55 32.46 0.05 -- -- Peak 3 263.77 19.02 46.00 -26.98 29.14 20.23 2.10 32.52 0.07 -- -- Peak 4 511.12 24.67 46.00 -21.33 30.01 24.18 3.04 32.68 0.12 -- -- Peak 5 730.34 32.44 46.00 -13.56 33.58 27.68 3.65 32.60 0.13 -- -- Peak 6 948.59 33.78 46.00 -12.22 29.70 30.79 4.26 31.17 0.20 -- -- Peak	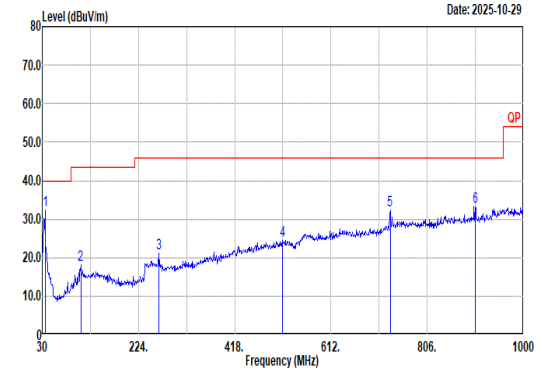 Site : 03CH23-HY Condition: QP 3m CBL6111D_62028 & 003_241127 VERTICAL 1 35.82 32.16 40.00 -7.84 42.17 21.80 0.73 32.56 0.02 -- -- Peak 2 107.60 18.00 43.50 -25.50 32.47 16.67 1.31 32.50 0.05 -- -- Peak 3 264.74 21.17 46.00 -24.83 31.42 20.10 2.10 32.52 0.07 -- -- Peak 4 514.03 24.59 46.00 -21.41 29.94 24.17 3.04 32.69 0.13 -- -- Peak 5 731.31 32.29 46.00 -13.71 33.38 27.73 3.65 32.60 0.13 -- -- Peak 6 903.00 33.30 46.00 -12.70 31.49 29.27 4.04 31.66 0.16 -- -- Peak

Mode	120	
	SHF	
	U-NII-3_5.725-5.85_802.11ax HE80_CH155_Full RU_5775MHz	
ANT	1	
Pol.	Horizontal	Vertical
Peak	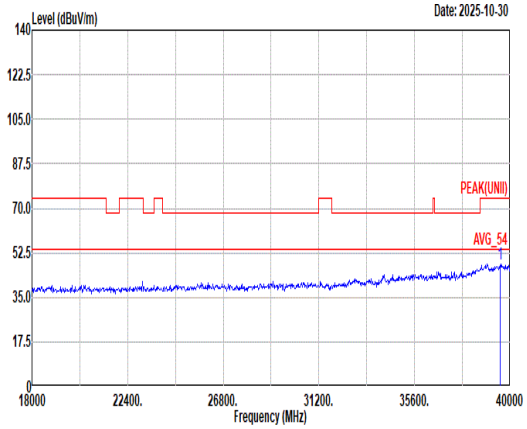 Site : 03CH23-HY Condition: PEAK(UNII) 1m BBHA9170_1225_250702 HORIZONTAL Freq Level Limit Line Margin Read Level Ant Factor Cable Loss Preamp Factor Aux Factor APos TPos Remark MHz dBuV/m dBuV/m dB dBuV dB/m dB dB dB cm deg 1 39550.79 47.93 74.00 -26.07 41.00 46.00 31.05 60.58 -9.54 -- -- PEAK	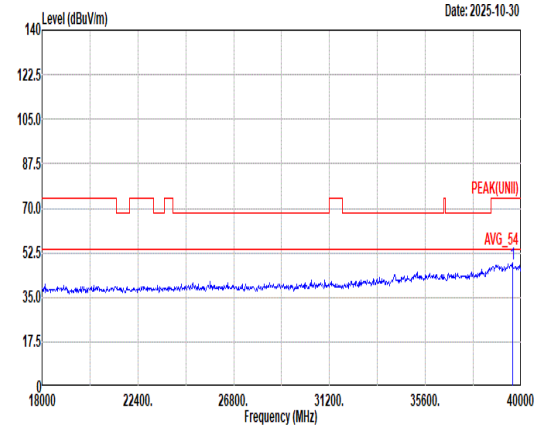 Site : 03CH23-HY Condition: PEAK(UNII) 1m BBHA9170_1225_250702 VERTICAL Freq Level Limit Line Margin Read Level Ant Factor Cable Loss Preamp Factor Aux Factor APos TPos Remark MHz dBuV/m dBuV/m dB dBuV dB/m dB dB dB cm deg 1 39610.52 47.81 74.00 -26.19 40.67 46.19 31.05 60.56 -9.54 -- -- PEAK

Appendix D. Duty Cycle Plots

Band	Duty Cycle (%)	T(us)	1/T(kHz)	VBW Setting
802.11a	90.51	1430	0.70	750Hz
5GHz 802.11ac VHT20	89.97	1345	0.74	750Hz
5GHz 802.11ac VHT40	81.46	668	1.50	1.6kHz
5GHz 802.11ac VHT80	68.88	332	3.01	3.3kHz
5GHz 802.11ax HE20 Full RU	87.45	1045	0.96	1kHz
5GHz 802.11ax HE20 106 RU	34.21	520	1.92	2kHz
5GHz 802.11ax HE40 Full RU	78.11	546	1.83	2kHz
5GHz 802.11ax HE40 242 RU	20.89	264	3.79	4kHz
5GHz 802.11ax HE80 Full RU	66.37	296	3.38	3.6KHz
5GHz 802.11ax HE80 484 RU	14.09	164	6.10	6.2kHz

802.11a

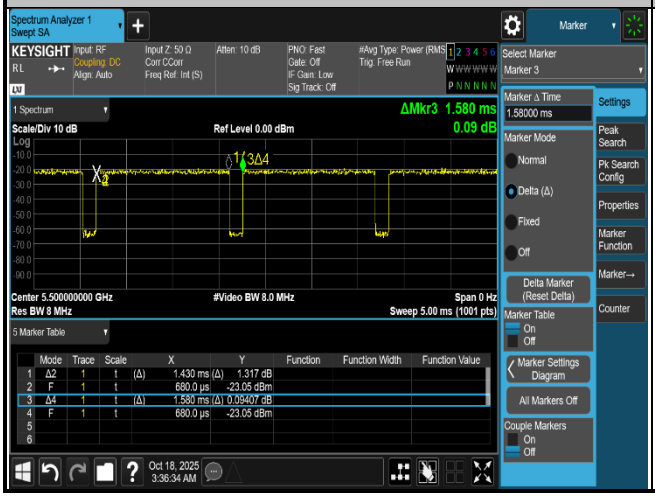

5GHz 802.11ac VHT20

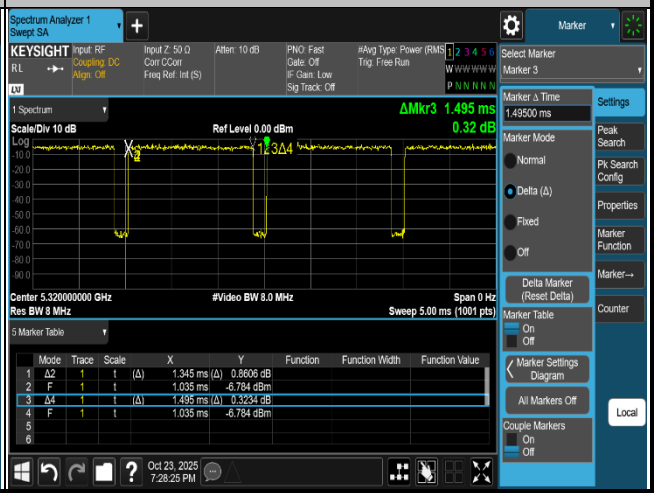

5GHz 802.11ac VHT40

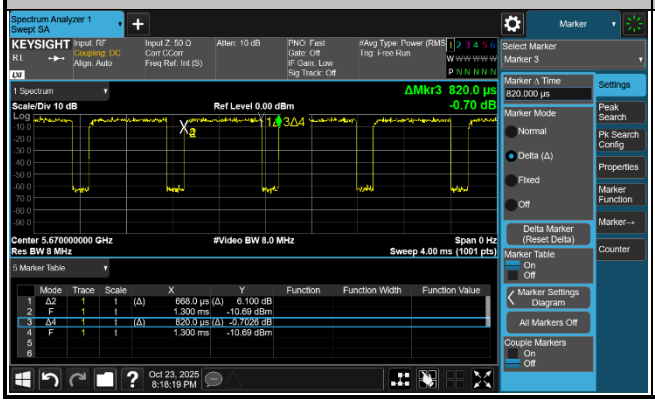

5GHz 802.11ac VHT80

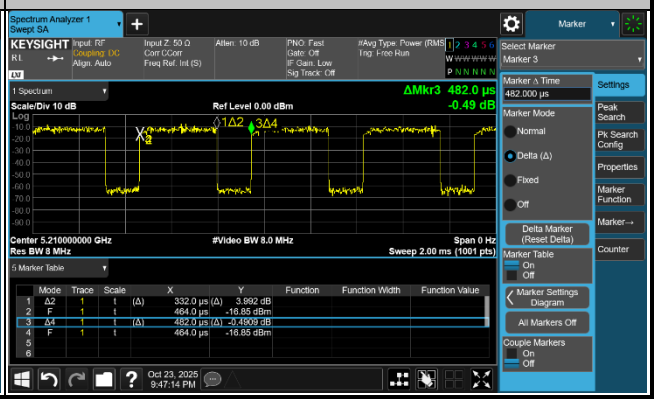

5GHz 802.11ax HE20 Full RU

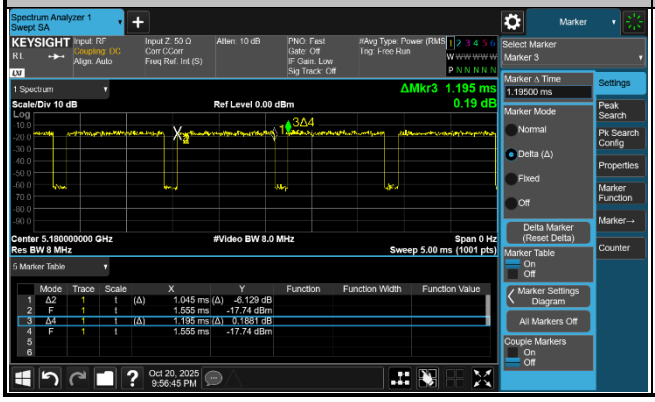

5GHz 802.11ax HE20 106 RU

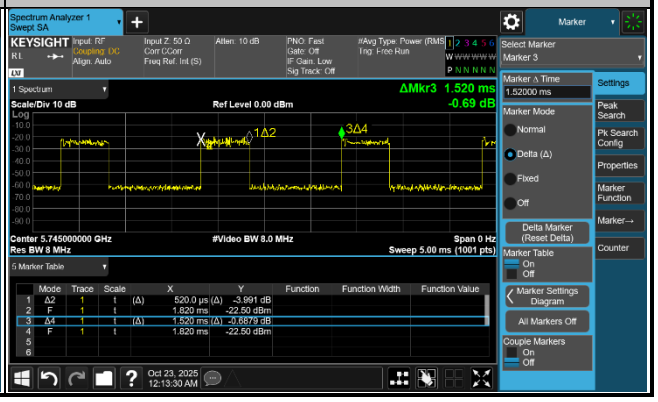

5GHz 802.11ax HE40 Full RU

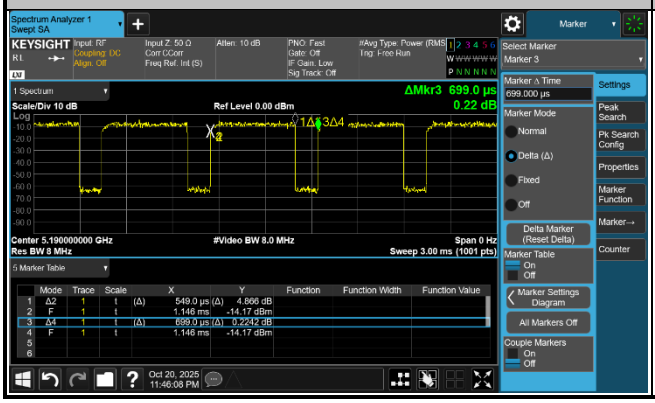

5GHz 802.11ax HE40 242 RU

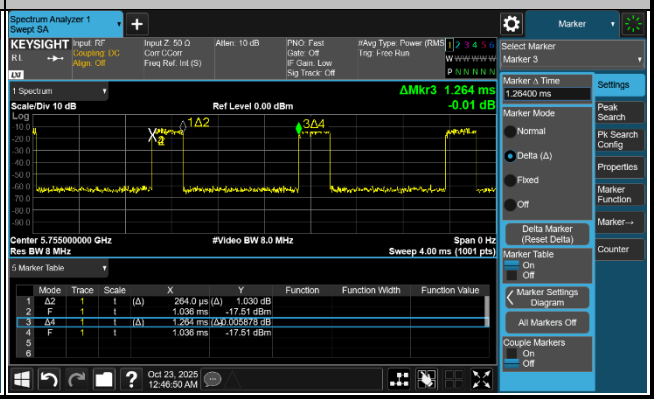

5GHz 802.11ax HE80 Full RU

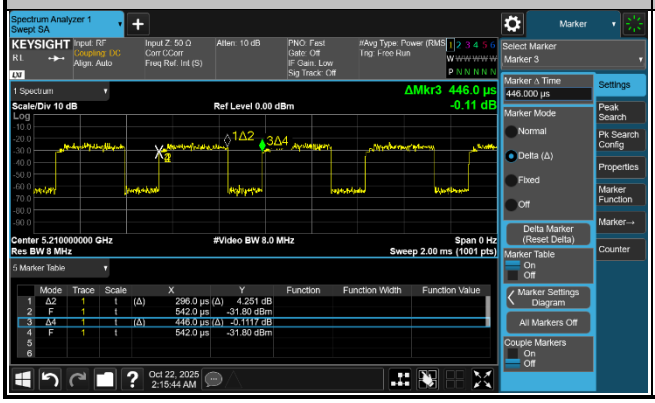

5GHz 802.11ax HE80 484 RU

<For Conducted test>

Band	Duty Cycle (%)	T(us)	Duty Factor(dB)
802.11a	90.50	1429.00	0.43
5GHz 802.11n HT20	89.99	1339.00	0.46
5GHz 802.11n HT40	81.55	663.00	0.89
5GHz 802.11ac VHT20	90.02	1344.33	0.46
5GHz 802.11ac VHT40	81.72	669.00	0.88
5GHz 802.11ac VHT80	68.88	332.00	1.62
5GHz 802.11ax HE20 Full RU	87.45	1045.00	0.58
5GHz 802.11ax HE20 26 RU	66.44	1980.00	1.78
5GHz 802.11ax HE20 52 RU	50.52	1024.00	2.97
5GHz 802.11ax HE20 106 RU	33.95	515.33	4.69
5GHz 802.11ax HE40 Full RU	78.57	550.00	1.05
5GHz 802.11ax HE40 242 RU	20.92	265.00	6.80
5GHz 802.11ax HE80 Full RU	66.37	296.00	1.78
5GHz 802.11ax HE80 484 RU	14.30	167.00	8.45

MIMO <Ant. 1>

802.11a

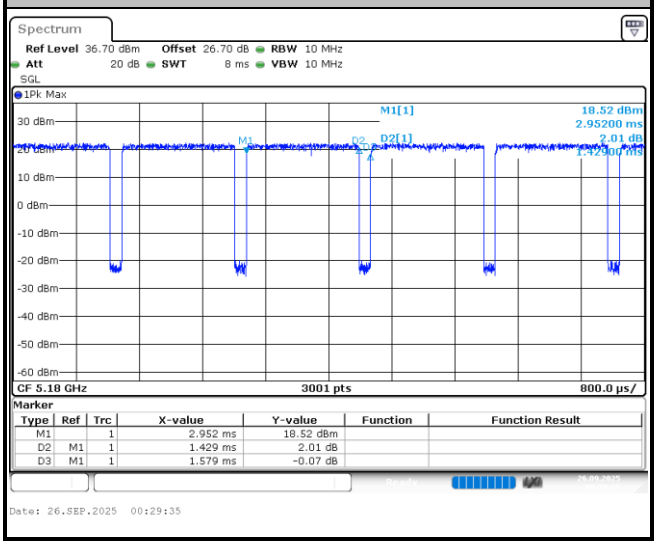

———THE END———