Test Report

Bureau Veritas Consumer Products Services Inc.

Report No	ET1330-1
Client	OSRAM SYLVANIA INC.
Address	200 Ballardvale Street Wilmington, MA 01887
Phone	978-750-3865
Items tested	iQ Zigbee RF Controller
FCC ID	DZO-OSREFRMG13W
IC	23566-OSREFRMG13W
FRN	0021513163
Equipment Type	Digital Transmission System
Equipment Code	DTS
Emission Designator	1M04F1D
FCC/IC Rule Parts	CFR Title 47 FCC Part 15.247, RSS-247 Issue 2
Test Dates	June 21 – 28, 2019
Results	As detailed within this report
Prepared by	Anna Vancheva Anna Vancheva – EMC Engineer
Authorized by	Yunus Fazilioglu – Sr. EMC Engineer
Issue Date	10/28/2019
Conditions of Issue	This Test Report is issued subject to the conditions stated in the '*Conditions of Testing*' section on page 31 of this report.

Bureau Veritas Consumer Products Services Inc.is accredited by the American Association for Laboratory Accreditation for the specific scope of accreditation under Certificate Number 1627-01. This report may contain data which is not covered by the A2LA accreditation.

ACCREDITED Cert No. 1627-01

Contents

Contents....2
Summary....3
Test Methodology....4
Product Tested - Configuration Documentation....5
Statement of Conformity....6
Modifications Required for Compliance....6
Test Results....7
DTS (6dB) Bandwidth....7
99% Occupied Bandwidth....9
Peak Output Power....11
Peak Power Spectral Density....13
Conducted Bandedges....15
Conducted Spurious Emissions....17
Radiated Bandedges....20
Radiated Spurious Emissions....21
AC Line Conducted Emissions....28
Measurement Uncertainty....30
Conditions of Testing....31

Summary

This test report supports an application for a Class II Permissive Change for a previously certified transmitter operating in accordance with:
CFR Title 47 FCC Part 15.247, ISED Canada RSS-247 Issue 2.

The EUT is the iQ Zigbee RF Controller (Model: OSREFRMG13W). Bluetooth Low Energy (BLE) functionality has been added to the device via firmware upgrade without any hardware or antenna changes. BLE radio operates in the 2402 – 2480MHz frequency range with DTS equipment code. Client declares that time division multiplexing is used between the Zigbee and BLE functions of the device. Therefore there's no simultaneous transmission capability between Zigbee and BLE.

Antenna: Non-detachable whisker antenna with -0.47dBi gain

We found that the product met the above requirements without modification. Test samples were received in good condition.

Test Methodology

All testing was performed according to the following rules/procedures/documents:
CFR Title 47 FCC Part 15.247, ISED Canada RSS-247 Issue 2, ISED Canada RSS-Gen Issue 5, FCC KDB 558074 D01 15.247 Measurement Guidance v05r02 and ANSI C63.10-2013.

Radiated emissions were measured by rotating the device around three orthogonal planes, as well as varying the test antenna's height and polarity. Worst case results are presented in this report. AC line conducted emissions testing was performed with a 50Ω/50μH LISN. EUT operating voltage was 120VAC at 60Hz.
RF measurements were performed at the antenna port on 3 channels as follows:
Low channel = 2402 MHz
Mid channel = 2440 MHz
High channel = 2480MHz

Following bandwidths were used during radiated spurious and AC line conducted emissions tests:

Frequency	RBW	VBW
150kHz-30MHz	9kHz	30kHz
30-1000MHz	120kHz	1MHz
1-25GHz	1MHz	3MHz

Product Tested - Configuration Documentation

EUT Configuration			
Work Order:	T1330		
Company:	OSRAM SYLVANIA INC		
Company Address:	200 Ballardvale Street		
	Wilmington, MA, 01887		
Contact:	Sivakumar Thangavelu (3)		
	MN	**PN**	**SN**
EUT:	OSREFRMG13W	--	Sample 1
EUT Description:	iQ Zigbee RF Controller		
EUT Max Frequency:	2480 MHz		

Port Label	Port Type	# ports	# populated	cable type	shielded	ferrites	length (m)	in/out	under test	comment
DC/Battery	Power DC	1	1	Power DC	No	No	0.05	in	yes	
I/O	3 Wire	1	1	Twisted Pair	No	No	0.05	in	yes	

Software Operating Mode Description:

Constantly transmitting. Channels tested 0, 19, 39 (2402, 2440, and 2480MHz respectively)

Statement of Conformity

RSS-GEN	RSP-100	RSS 247	Part 15	Comments
6.4			15.15(b)	There are no controls accessible to the user that varies the output power to operate in violation of the regulatory requirements.
	3.1		15.19	The label is shown in the label exhibit.
	3.2		15.21	Information to the user is shown in the instruction manual exhibit.
			15.27	No special accessories are required for compliance.
3.2			15.31	The EUT was tested in accordance with the measurement standards in this section.
6.13.2			15.33	Frequency range was investigated according to this section, unless noted in specific rule section under which the equipment operates.
6.13.1			15.35	The EUT emissions were measured using the measurement detector and bandwidth specified in this section, unless noted in specific rule section under which the equipment operates.
6.8			15.203	The antenna for this device is a non-detachable whisker antenna with -0.47dBi gain
8.10			15.205 15.209	The fundamental is not in a Restricted band and the spurious and harmonic emissions in the Restricted bands comply with the general emission limits of 15.209 or RSS-Gen as applicable
			15.247	The unit complies with the requirements of 15.247
		RSS 247		The unit complies with the requirements of RSS-247
6.7				Occupied Bandwidth measurements were made.

Modifications Required for Compliance

None.

Test Results

DTS (6dB) Bandwidth

LIMIT

The minimum 6 dB bandwidth shall be at least 500 kHz. [15.247(a) (2)]

MEASUREMENTS / RESULTS

6dB Bandwidth

Date: 6/25/2019 **Work Order:** T1330
Engineer: AKZ **Operating Voltage/Frequency:** Battery
Temp: 25°C **Humidity:** 44% **Pressure:** 1010mBar
Frequency Range: 2402-2480MHz **Measurement Type:** Conducted
Notes:

Frequency (MHz)	Reading (kHz)	6dB Bandwidth Limit (kHz)	Margin (kHz)	Result (Pass/Fail)
2402	671.1	≥500	171	Pass
2440	668.6	≥500	169	Pass
2480	668.0	≥500	168	Pass

Test Site: CEMI-5 **Cable:** N/A **Attenuator:** Asset # 2121
Analyzer: 1118472

Copyright Curtis-Straus LLC 2000

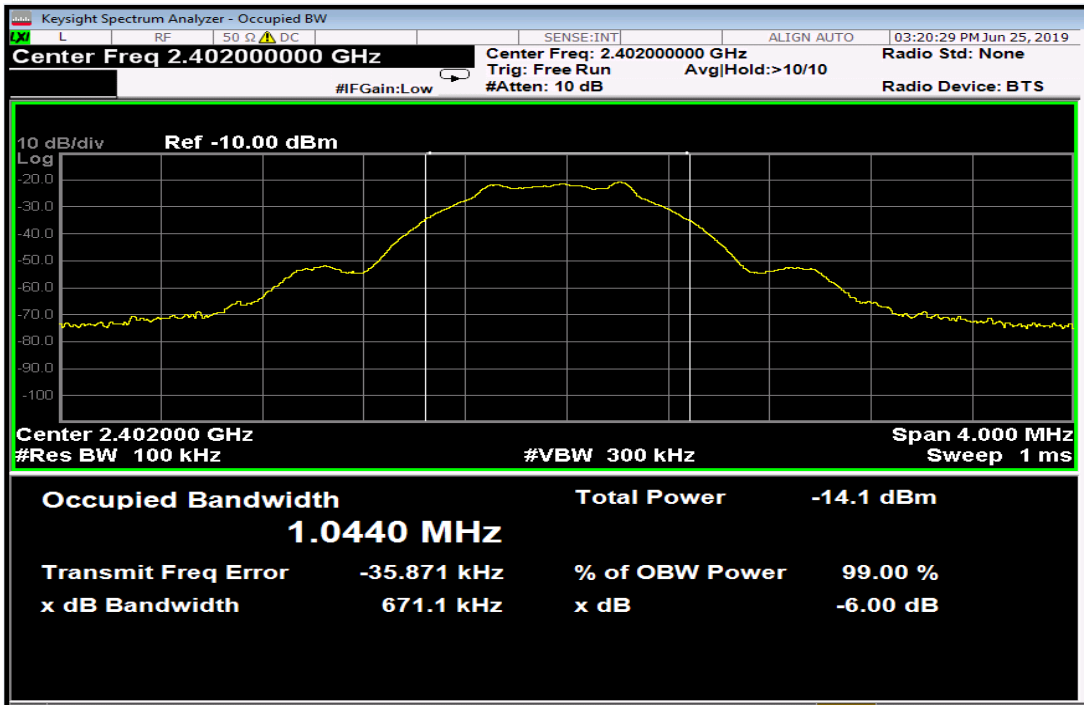

6dB Bandwidth – Low Channel

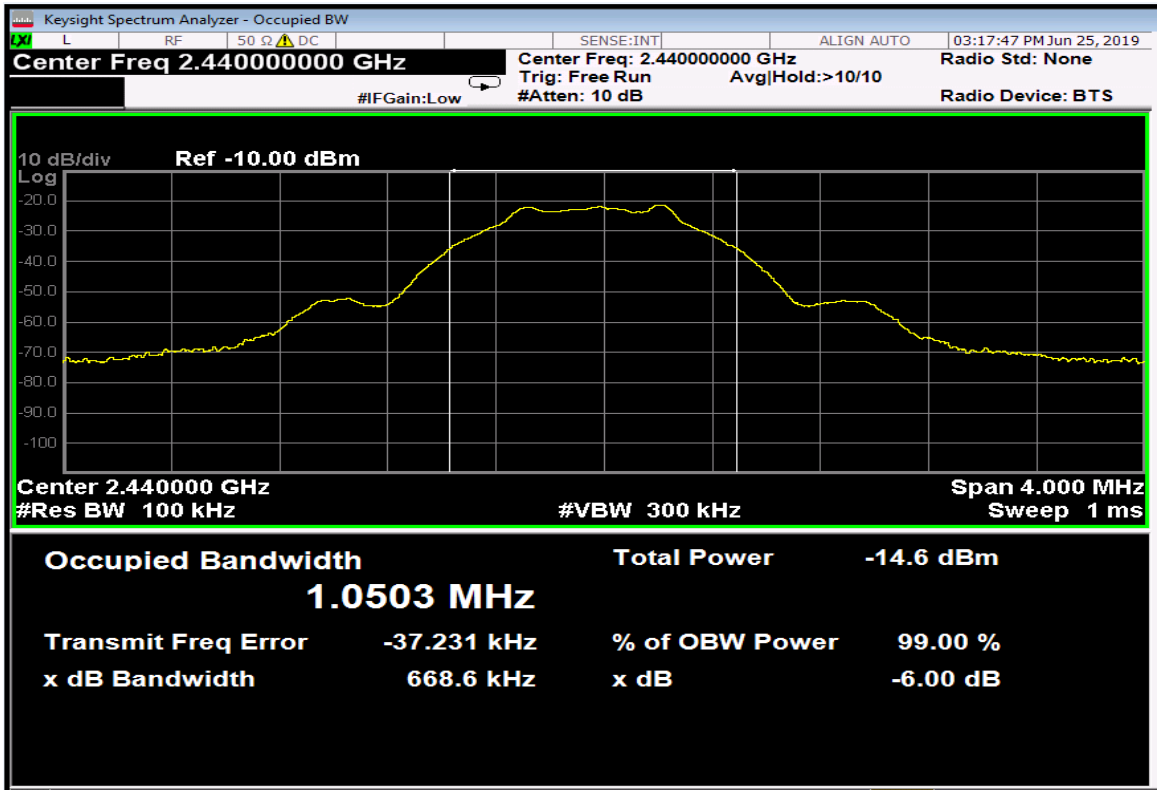

6dB Bandwidth – Mid Channel

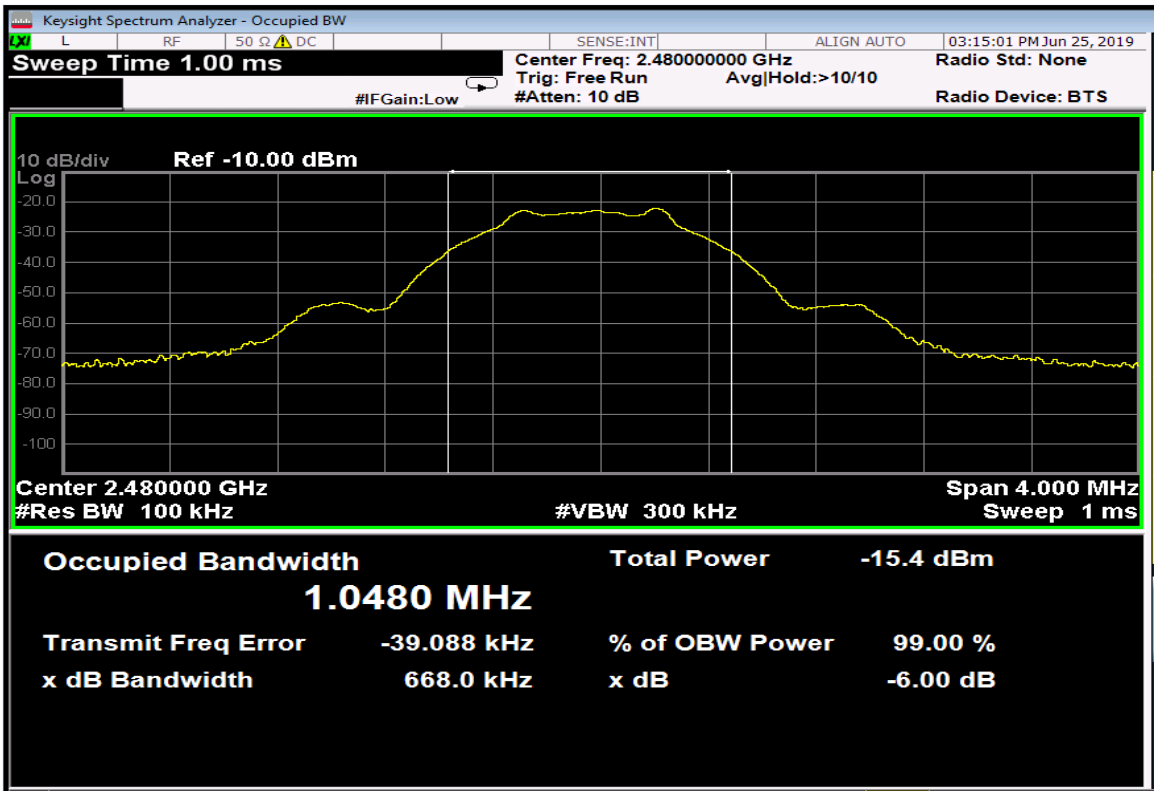

6dB Bandwidth – High Channel

99% Occupied Bandwidth

REQUIREMENT

When an occupied bandwidth is not specified in the applicable RSS, the transmitted signal bandwidth to be reported is its 99% emission bandwidth, as calculated or measured.
[RSS-GEN Issue 5 Section 6.7]

MEASUREMENTS / RESULTS

99% Occupied Bandwidth

Date: 6/25/2019 **Work Order:** T1330
Engineer: AKZ **Operating Voltage/Frequency:** Battery
Temp: 25°C **Humidity:** 44% **Pressure:** 1010mBar
Frequency Range: 2402-2480MHz **Measurement Type:** Conducted
Notes:

Frequency (MHz)	99% OBW (MHz)
2402	1.0344
2440	1.0351
2480	1.0341

Test Site: CEMI-5 **Cable:** N/A **Attenuator:** Asset # 2121
Analyzer: 1118472

Copyright Curtis-Straus LLC 2000

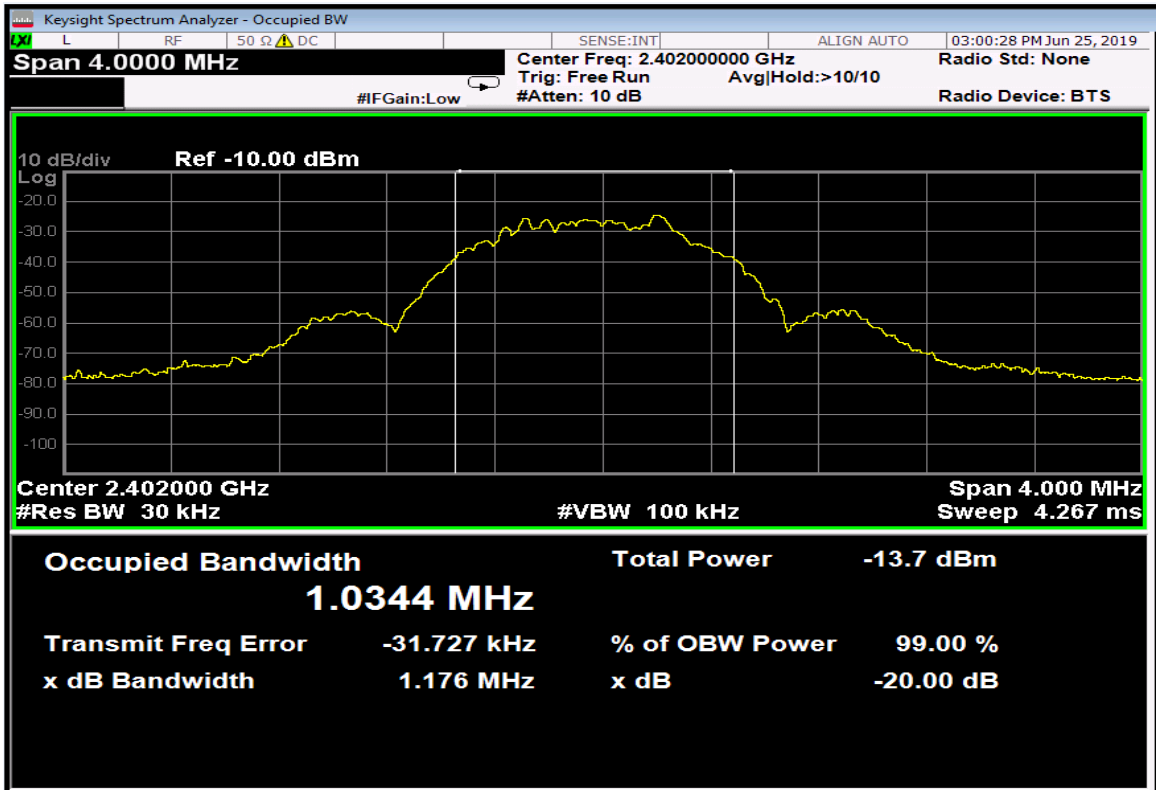

Occupied Bandwidth – Low Channel

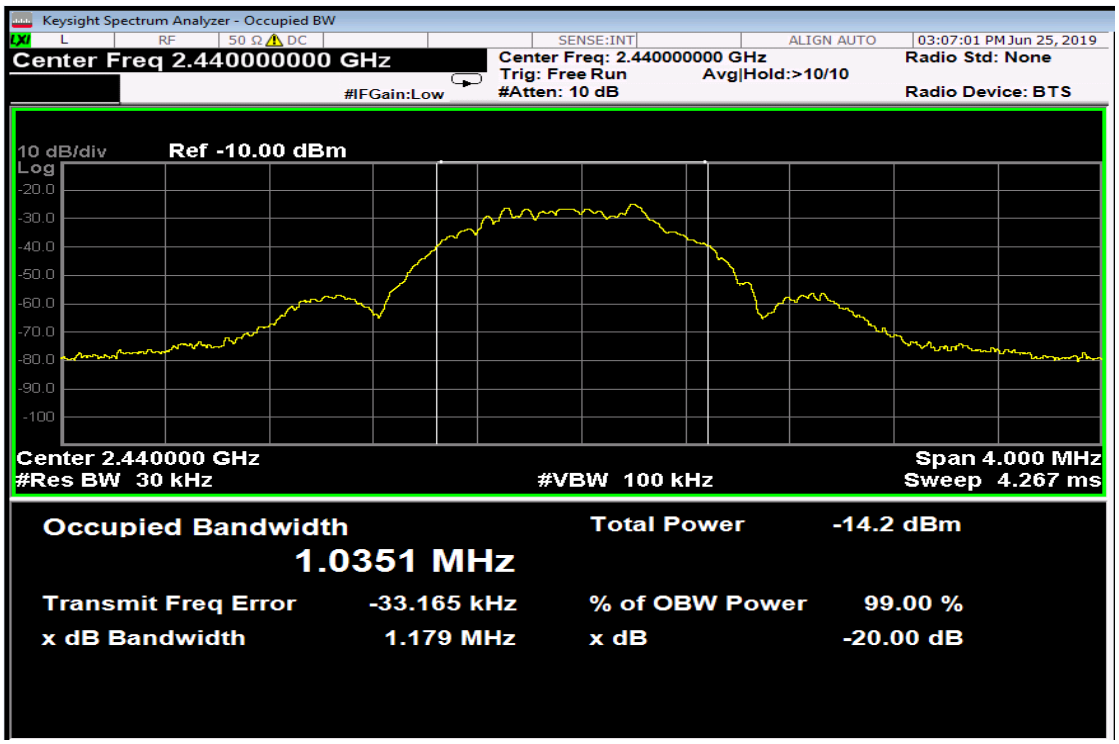

Occupied Bandwidth – Middle Channel

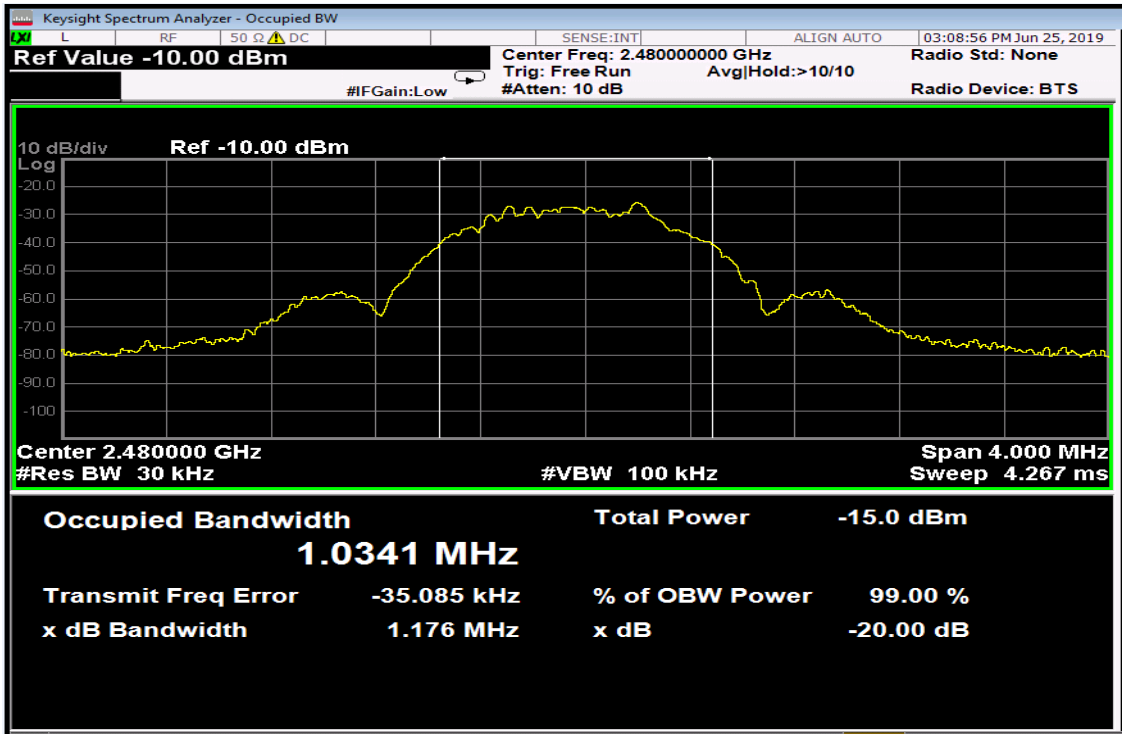

Occupied Bandwidth – High Channel

Peak Output Power

LIMIT

Conducted Output Power: 1 Watt per [15.247(b) (3)]

MEASUREMENTS / RESULTS

Peak Output Power

Date: 6/28/2019 **Work Order:** T1300
Engineer: AKZ **Operating Voltage/Frequency:** Battery
Temp: 24°C **Humidity:** 45% **Pressure:** 1010mbar
Measurement Type: Conducted

Notes: Cable loss is for client supplied U.FL to SMA dongle

Frequency (MHz)	Peak Reading (dBm)	Cable Loss (dB)	Attenuator Loss (dB)	Peak Output Power (dBm)	Limit (dBm)	Margin (dB)	Result (Pass/Fail)
2402	-20.251	0.37	29.50	9.62	30.0	-20.38	Pass
2440	-21.034	0.37	29.50	8.84	30.0	-21.16	Pass
2480	-21.727	0.37	29.50	8.14	30.0	-21.86	Pass

Test Site: CEMI-5 **Attenuator:** Asset # 2121
Analyzer: 1118472
Peak Output Power (dBm)= Peak Reading (dBm) + Cable Loss (dB) + Attenuator Loss (dB)

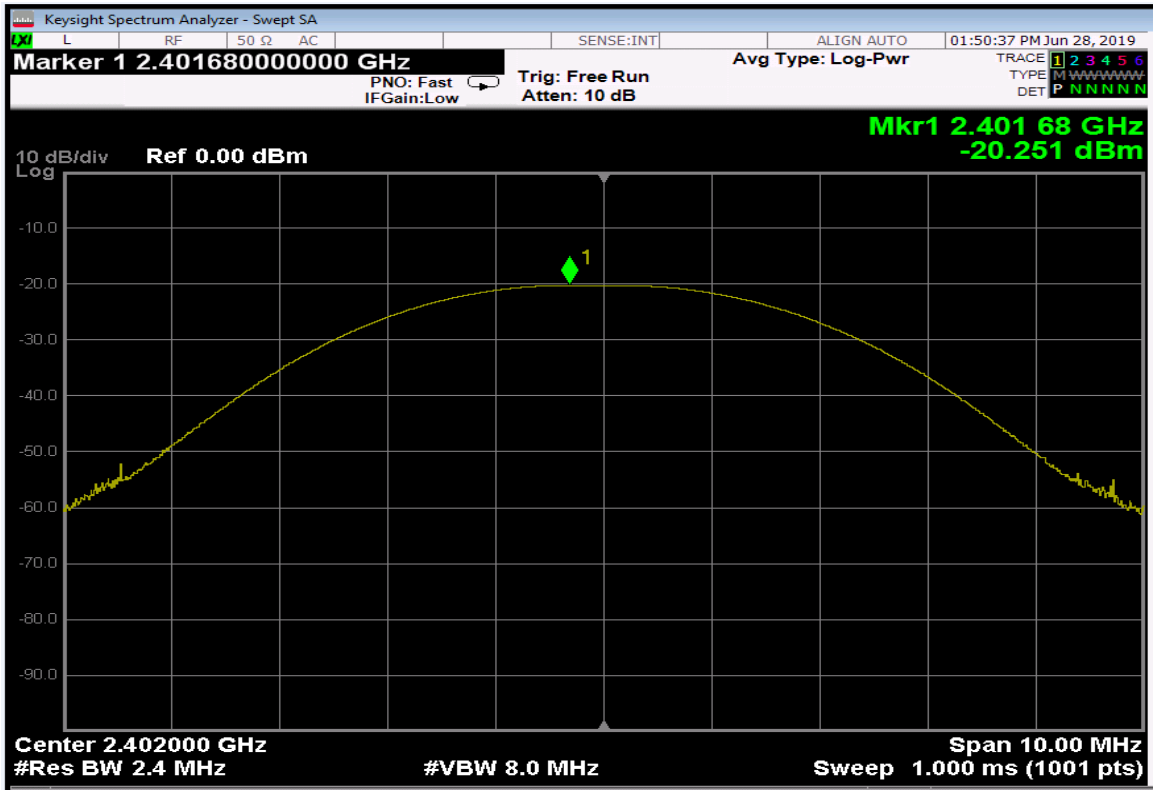

Peak Output Power – Low Channel

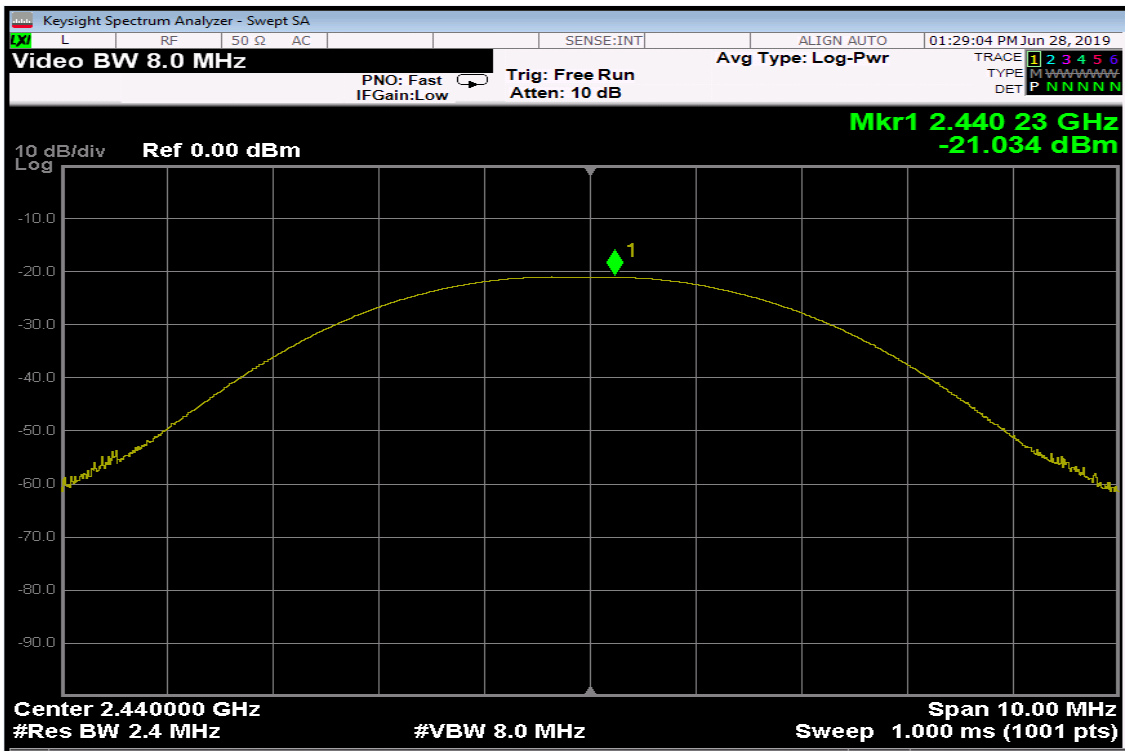

Peak Output Power – Mid Channel

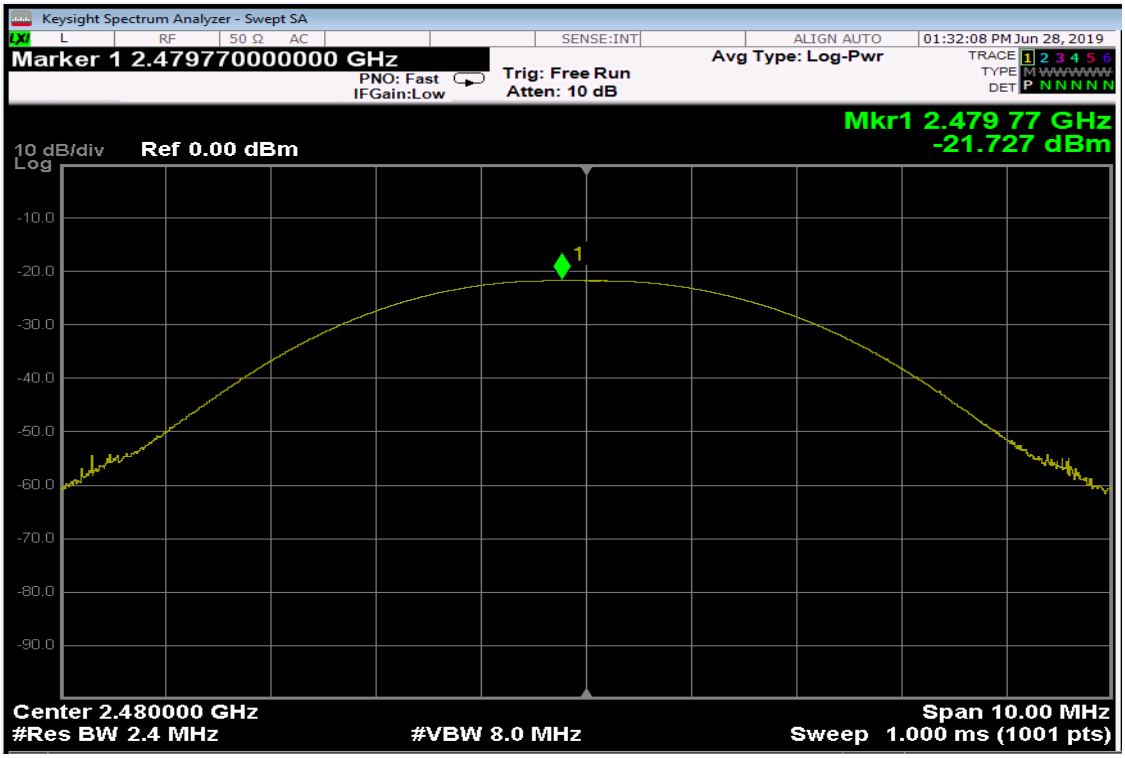

Peak Output Power – High Channel

Peak Power Spectral Density

LIMIT

…the power spectral density conducted from the intentional radiator to the antenna shall not be greater than 8dBm in any 3 kHz band during any time interval of continuous transmission. [15.247(e)]

MEASUREMENTS / RESULTS

Peak Power Spectral Density

Date: 6/25/2019 **Work Order:** T1330
Engineer: AKZ **Operating Voltage/Frequency:** Battery
Temp: 25°C **Humidity:** 44% **Pressure:** 1010mBar
Frequency Range: 2402-2480MHz **Measurement Type:** Conducted
Notes: Cable loss is for client supplied U.FL to SMA dongle

Frequency (MHz)	Peak Reading (dBm)	Cable Loss (dB)	Attenuator Loss (dB)	Peak PSD (dBm)	Limit (dBm)	Margin (dB)	Result
2402	-30.910	0.37	29.5	-1.04	8.0	-9.04	Pass
2440	-31.367	0.37	29.5	-1.50	8.0	-9.50	Pass
2480	-32.153	0.37	29.5	-2.28	8.0	-10.28	Pass

Test Site: CEMI-5 **Attenuator:** Asset # 2121
Analyzer: 1118472
PSD(dBm) = Reading (dBm) + Cable Loss (dB) + Attenuator Loss (dB)

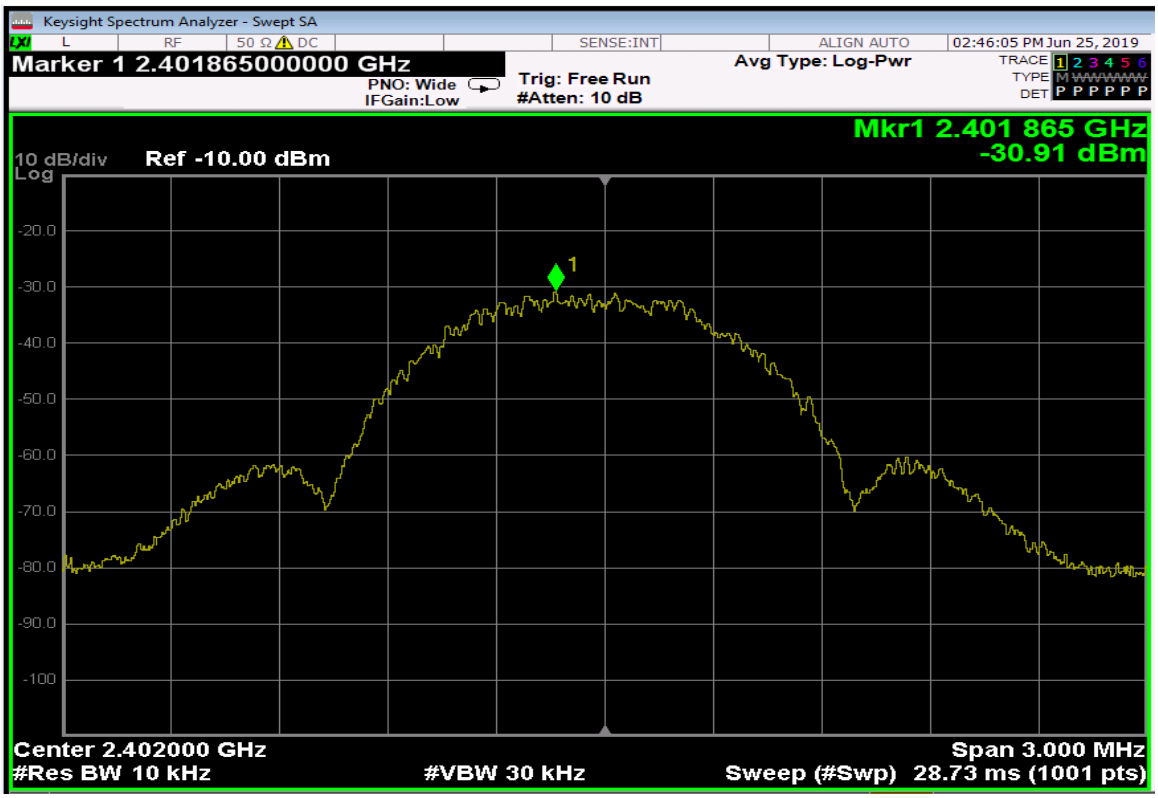

Peak PSD – Low Channel

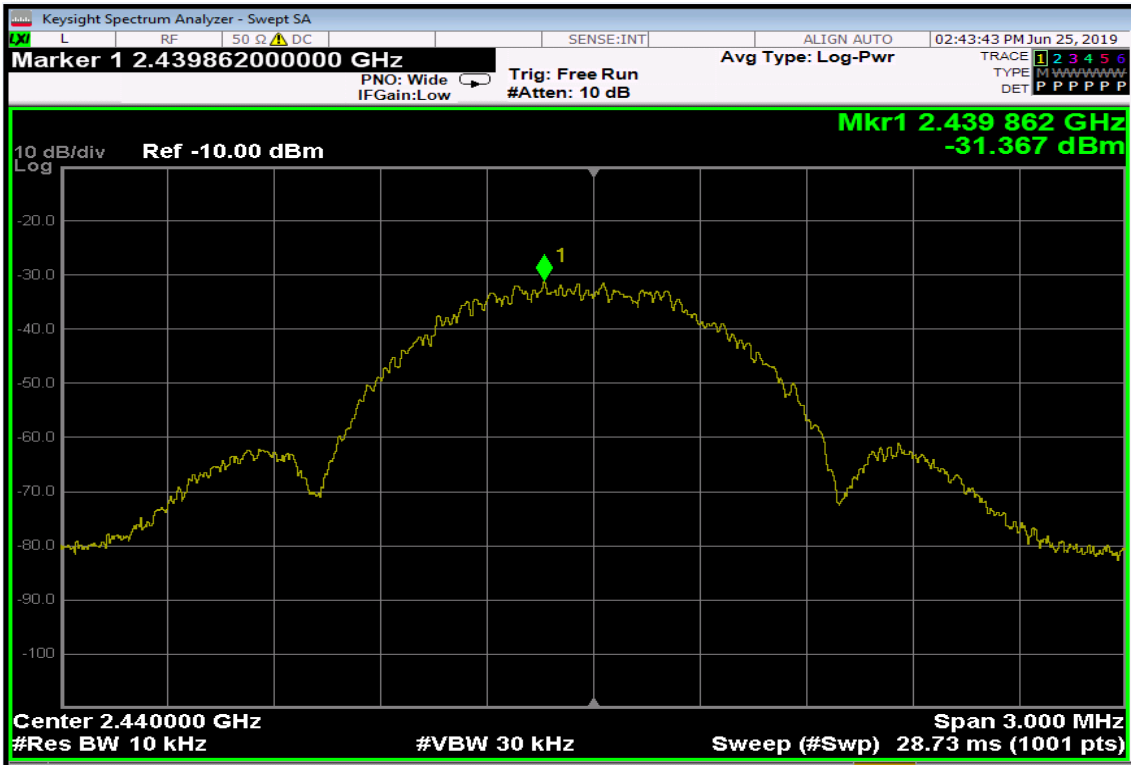

Peak PSD – Mid Channel

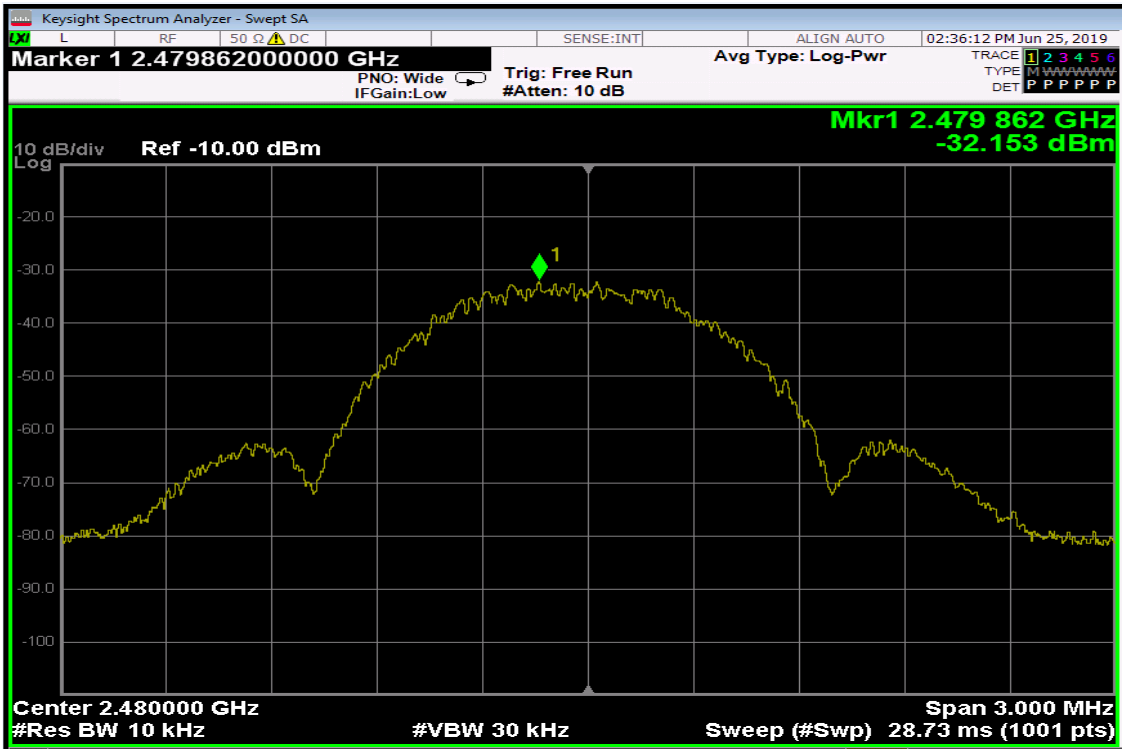

Peak PSD – High Channel

Conducted Bandedges

Band edges must be more than 20dB below fundamental.

MEASUREMENTS / RESULTS

Conducted Bandedges

Date: 6/25/2019 **Work Order:** T1330
Engineer: AKZ **Operating Voltage/Frequency:** Battery
Temp: 25°C **Humidity:** 44% **Pressure:** 1010mBar
Frequency Range: 2402-2480MHz **Measurement Type:** Conducted

	Delta to Peak (dB)	Limit (dB)	Limit (Pass/Fail)
Low Bandedge	52.65	≥ 20	Pass
High Bandedge	54.08	≥ 20	Pass

Test Site: CEMI-5 **Cable:** N/A **Attenuator:** Asset # 2121
Analyzer: 1118472

Copyright Curtis-Straus LLC 2000

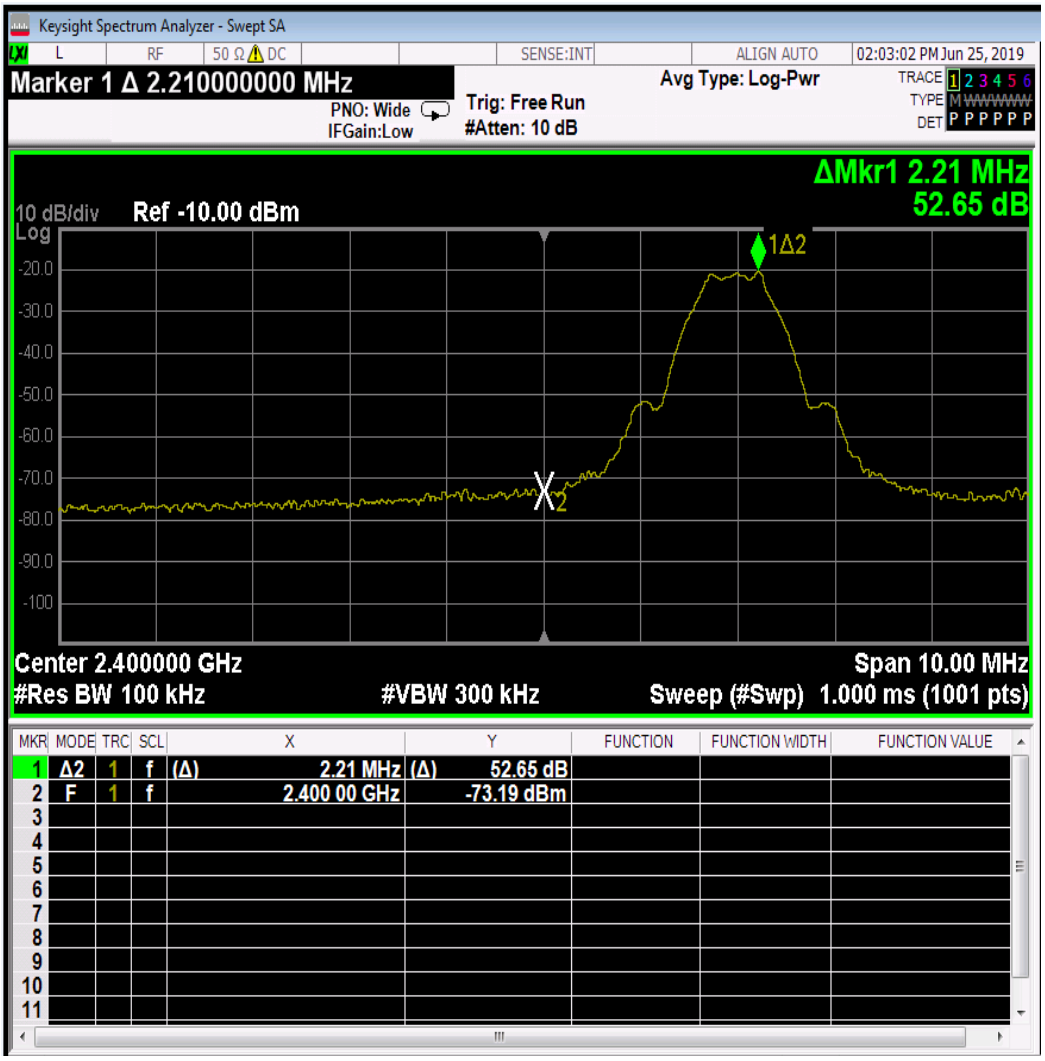

Low Band Edge

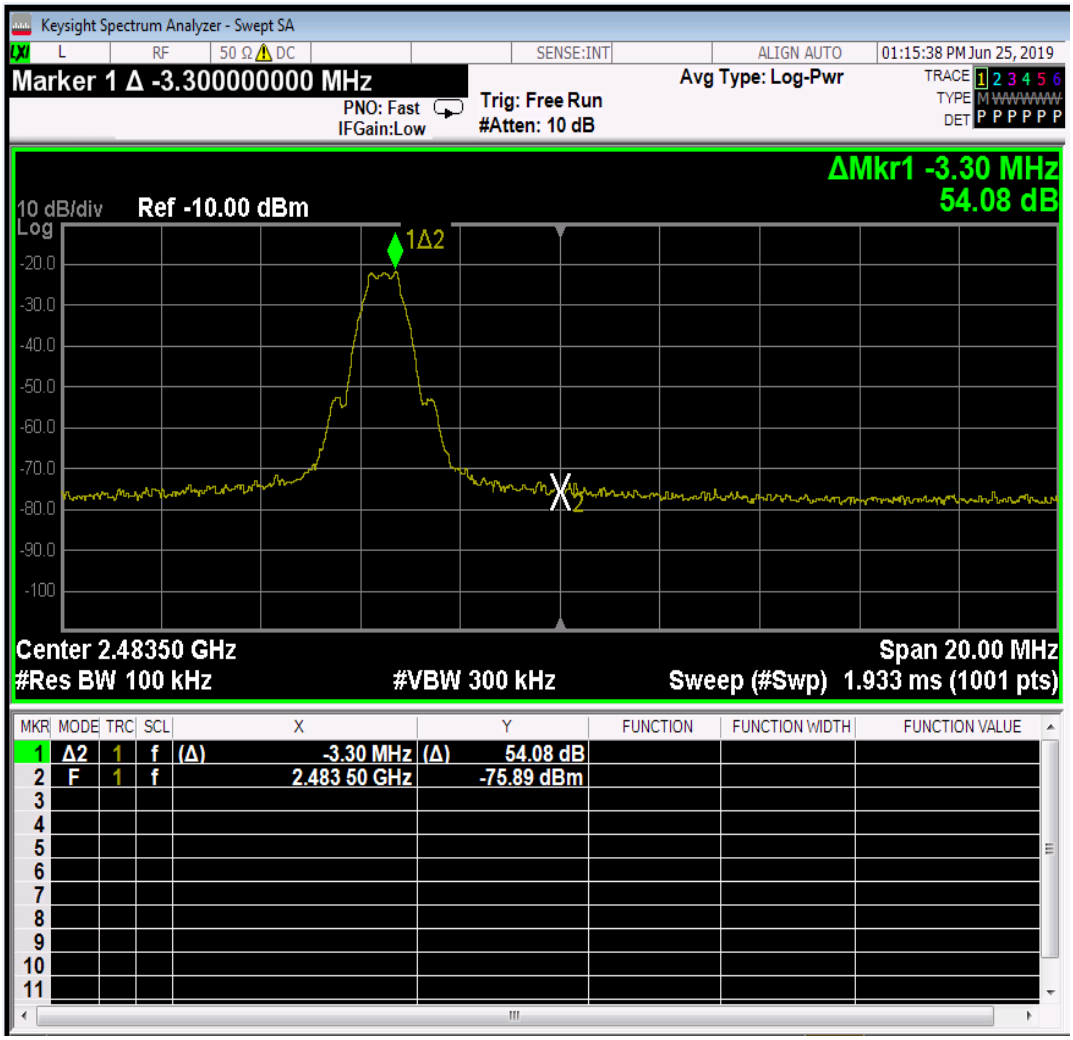

High Band Edge

Conducted Spurious Emissions

LIMITS

In any 100 kHz bandwidth outside the frequency band in which the spread spectrum or digitally modulated intentional radiator is operating, the radio frequency power that is produced by the intentional radiator shall be at least 20dB below that in the 100kHz bandwidth that contains the highest level of desired power based on either an RF conducted or a radiated measurement, provided the transmitter demonstrates compliance with the peak conducted power limits. [15.247(d)]

Conducted spurious emissions at the antenna port were measured in accordance with ANSI C63.10-2013 Section 11.11.

Frequency range up to 25GHz was investigated for all 3 channels (low, middle and high) at the EUT antenna port. No emissions within 20dB of their corresponding fundamental were found.

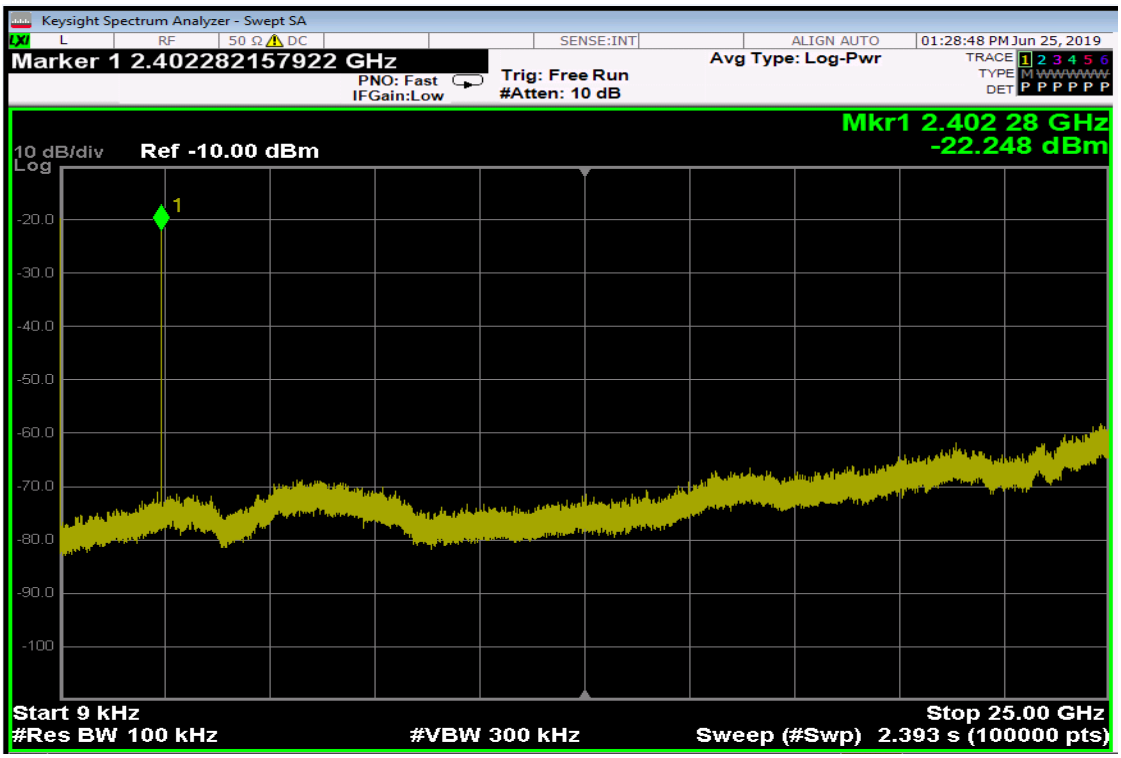

Low Channel

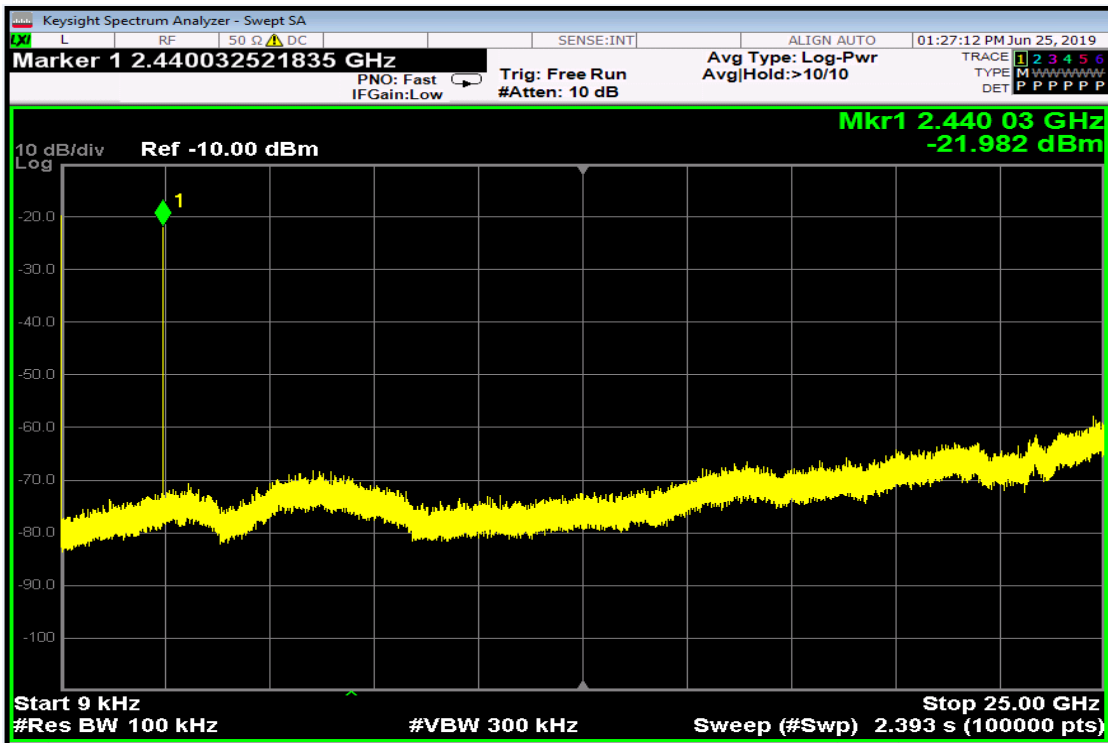

Mid Channel

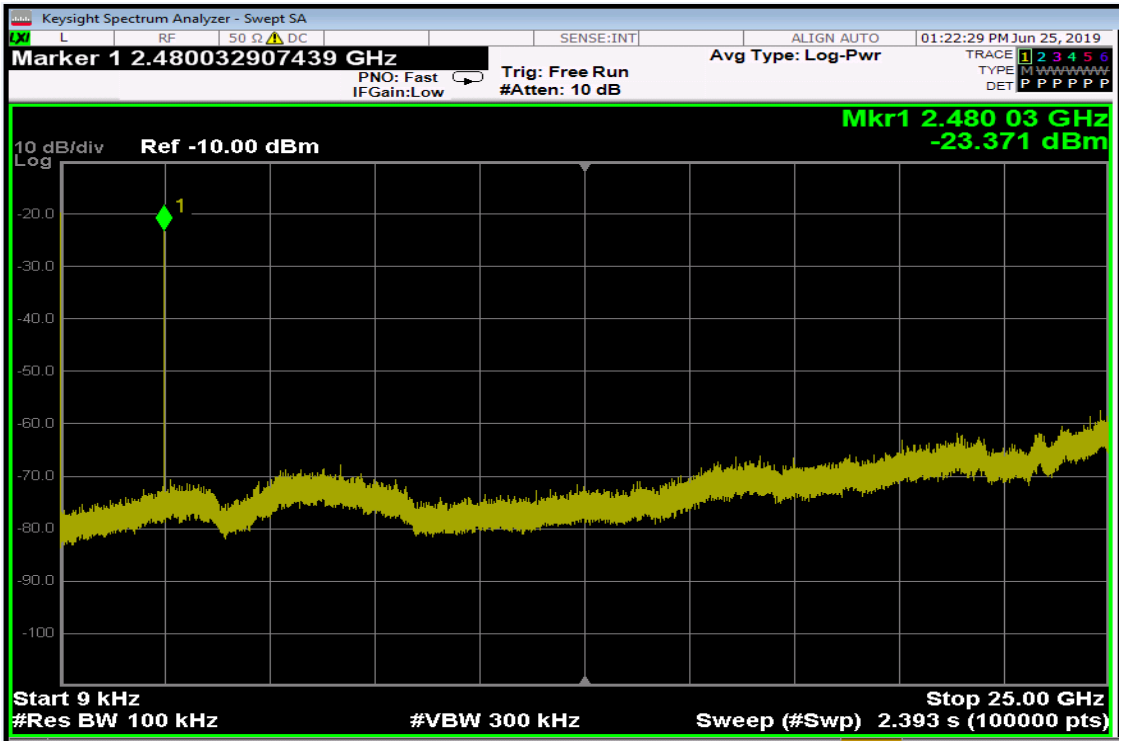

High Channel

Test equipment used for all antenna port measurements:

Rev. 6/20/2019

Spectrum Analyzers / Receivers /Preselectors	Range	MN	Mfr	SN	Asset	Cat	Calibration Due	Calibrated on
Rental EXA Signal Analyzer(1118472)	9KHz-26.5GHz	N9010A-526;K	AT	MY51170010	1118472	I	8/10/2019	8/10/2018

Attenuators	Range	Mfr	Asset	Cat	Calibration Due	Calibrated on
30dB20W Attenuator(A#2121)	9KHz-40GHz	API	2121	II	4/16/2020	4/16/2019

Meteorological Meters/Chambers	MN	Mfr	SN	Asset	Cat	Calibration Due	Calibrated on
Weather Clock (Pressure Only)	BA928	Oregon Scientific	C3166-1	831	I	5/15/2020	5/15/2018
Asset #2655	1235C97	Control Company	181683829	2655	I	4/3/2020	4/3/2019

All equipment is calibrated using standards traceable to NIST or other nationally recognized calibration standard.

Radiated Bandedges

LIMITS

Radiated emissions which fall in the restricted bands, as defined in §15.205(a), must also comply with the radiated emission limits specified in §15.209(a) (see §15.205(c)).
[15.247(d)]

Radiated Bandedges

Date: 21-Jun-19 **Work Order:** T1330
Engineer: AKZ **EUT Operating Voltage/Frequency:** Battery
Temp: 21°C **Humidity:** 54% **Pressure:** 991mbar
Measurement Distance: 3 m

Antenna Polarization (H / V)	Frequency (MHz)	Peak Reading (dBµV)	Average Reading (dBµV)	Preamp Factor (dB)	Antenna Factor (dB/m)	Cable Factor (dB)	Adjusted Peak Reading (dBµV/m)	Adjusted Avg Reading (dBµV/m)	FCC Class B High Frequency - Peak Limit (dBµV/m)	FCC Class B High Frequency - Peak Margin (dB)	FCC Class B High Frequency - Peak Result (Pass/Fail)	FCC Class B High Frequency - Average Limit (dBµV/m)	FCC Class B High Frequency - Average Margin (dB)	FCC Class B High Frequency - Average Result (Pass/Fail)
High Channel														
H	2483.5	25.2	14.2	0.0	32.4	3.1	60.7	49.7	74.0	-13.3	Pass	54.0	-4.3	Pass
V	2483.5	26.2	17.7	0.0	32.4	3.1	61.7	53.2	74.0	-12.3	Pass	54.0	-0.8	Pass
Low Channel														
H	2390.0	25.8	16.3	0.0	32.2	3.2	61.2	51.7	74.0	-12.8	Pass	54.0	-2.3	Pass
V	2390.0	24.9	16.3	0.0	32.2	3.2	60.3	51.7	74.0	-13.7	Pass	54.0	-2.3	Pass

Table Result: Pass by -0.8 dB ***Worst Freq:*** 2483.5 MHz

Test Site: CH2 **Cable 1:** Asset #2480 **Cable 2:** Asset #2456 **Cable 3:** ---
Analyzer: 1170725 **Preamp:** None **Antenna:** Blue Horn **Preselector:** ---
CSsoft Radiated Emissions Calculator v 1.017.215
Copyright Curtis-Straus LLC 2000
Adjusted Reading = Reading - Preamp Factor + Antenna Factor + Cable Factor

Radiated Spurious Emissions

LIMITS

Radiated emissions which fall in the restricted bands, as defined in §15.205(a), must also comply with the radiated emission limits specified in §15.209(a) (see §15.205(c)).
[15.247(d)]

MEASUREMENTS / RESULTS

30MHz – 1GHz

Bureau Veritas Consumer Product Services Inc.
Radiated Emissions Electric Field 3m Distance
Top Peaks Horizontal 30-1000MHz
Notes:
2402MHz

Work Order - T1330
EUT Power Input - Battery
Test Site - CH-2
Conditions - 21°C; 54%RH; 991mBar
Test Engineer - AKZ

Data Taken at 04:23:55 PM, Friday, June 21, 2019

Frequency (MHz)	Peak Reading (dBµV)	Correction Factor (dB/m)	Adjusted Peak Amplitude (dBµV/m)	Lim1: FCC_pt15_209 (dBµV/m)	Lim1 Margin (dB)	Lim1 Test Results (Pass/Fail)	Worst Margin Lim1 (dB)	Lim2: FCC_pt15_209 (dBµV/m)	Lim2 Margin (dB)	Lim2 Test Results (Pass/Fail)	Worst Margin Lim2 (dB)	Antenna Height (cm)	EUT Azimuth (degrees)
30.121	27.6	-4	23.6	40	-16.4	PASS		40	-16.4	PASS		250	90
171.814	33.5	-13.7	19.8	43.5	-23.7	PASS		43.5	-23.7	PASS		250	270
184.109	34.1	-14	20.1	43.5	-23.4	PASS		43.5	-23.4	PASS		250	270
466.354	33	-6.9	26.1	46	-19.9	PASS		46	-19.9	PASS		250	270
490.896	32	-6.4	25.7	46	-20.3	PASS		46	-20.3	PASS		200	0
945.777	29.3	0.4	29.6	46	-16.4	PASS	-16.4	46	-16.4	PASS	-16.4	200	0

Bureau Veritas Consumer Product Services Inc.
Radiated Emissions Electric Field 3m Distance
Top Peaks Vertical 30-1000MHz
Notes:
2402MHz

Work Order - T1330
EUT Power Input - Battery
Test Site - CH-2
Conditions - 21°C; 54%RH; 991mBar
Test Engineer - AKZ

Data Taken at 04:23:55 PM, Friday, June 21, 2019

Frequency (MHz)	Peak Reading (dBµV)	Correction Factor (dB/m)	Adjusted Peak Amplitude (dBµV/m)	Lim1: FCC_pt15_209 (dBµV/m)	Lim1 Margin (dB)	Lim1 Test Results (Pass/Fail)	Worst Margin Lim1 (dB)	Lim2: FCC_pt15_209 (dBµV/m)	Lim2 Margin (dB)	Lim2 Test Results (Pass/Fail)	Worst Margin Lim2 (dB)	Antenna Height (cm)	Turntable Azimuth (degrees)
30.582	27.4	-4.2	23.2	40	-16.8	PASS		40	-16.8	PASS		150	180
122.732	29.6	-11.1	18.5	43.5	-25	PASS		43.5	-25	PASS		100	135
184.109	33.6	-14	19.5	43.5	-24	PASS		43.5	-24	PASS		150	135
466.379	36.3	-6.9	29.4	46	-16.6	PASS		46	-16.6	PASS		150	270
712.928	34.8	-3.3	31.5	46	-14.5	PASS	-14.5	46	-14.5	PASS	-14.5	100	180
946.48	29.1	0.4	29.5	46	-16.5	PASS		46	-16.5	PASS		100	135

Bureau Veritas Consumer Product Services Inc.
Radiated Emissions Electric Field 3m Distance
Top Peaks Horizontal 30-1000MHz
Notes:
2440MHz

Work Order - T1330
EUT Power Input - Battery
Test Site - CH-2
Conditions - 21°C; 54%RH; 991mBar
Test Engineer - AKZ
0

Data Taken at 04:43:31 PM, Friday, June 21, 2019

Frequency (MHz)	Peak Reading (dBµV)	Correction Factor (dB/m)	Adjusted Peak Amplitude (dBµV/m)	Lim1: FCC_pt15_209 (dBµV/m)	Lim1 Margin (dB)	Lim1 Test Results (Pass/Fail)	Worst Margin Lim1 (dB)	Lim2: FCC_pt15_209 (dBµV/m)	Lim2 Margin (dB)	Lim2 Test Results (Pass/Fail)	Worst Margin Lim2 (dB)	Antenna Height (cm)	EUT Azimuth (degrees)
30.655	28.4	-4.3	24.2	40	-15.8	PASS		40	-15.8	PASS		100	315
122.708	30.4	-11.1	19.3	43.5	-24.2	PASS		43.5	-24.2	PASS		150	45
171.79	32.3	-13.7	18.6	43.5	-24.9	PASS		43.5	-24.9	PASS		250	270
466.379	33.1	-6.9	26.1	46	-19.9	PASS		46	-19.9	PASS		250	45
490.871	31.7	-6.4	25.4	46	-20.6	PASS		46	-20.6	PASS		250	225
944.856	30	0.4	30.4	46	-15.6	PASS	-15.6	46	-15.6	PASS	-15.6	100	90

Bureau Veritas Consumer Product Services Inc.
Radiated Emissions Electric Field 3m Distance
Top Peaks Vertical 30-1000MHz
Notes:
2440MHz

Work Order - T1330
EUT Power Input - Battery
Test Site - CH-2
Conditions - 21°C; 54%RH; 991mBar
Test Engineer - AKZ

Data Taken at 04:43:30 PM, Friday, June 21, 2019

Frequency (MHz)	Peak Reading (dBµV)	Correction Factor (dB/m)	Adjusted Peak Amplitude (dBµV/m)	Lim1: FCC_pt15_209 (dBµV/m)	Lim1 Margin (dB)	Lim1 Test Results (Pass/Fail)	Worst Margin Lim1 (dB)	Lim2: FCC_pt15_209 (dBµV/m)	Lim2 Margin (dB)	Lim2 Test Results (Pass/Fail)	Worst Margin Lim2 (dB)	Antenna Height (cm)	Turntable Azimuth (degrees)
30.145	28.4	-4	24.4	40	-15.6	PASS	-15.6	40	-15.6	PASS	-15.6	100	180
122.756	30.5	-11.1	19.4	43.5	-24.1	PASS		43.5	-24.1	PASS		100	45
140.871	32.2	-12	20.2	43.5	-23.3	PASS		43.5	-23.3	PASS		100	225
184.109	34.1	-14	20.1	43.5	-23.4	PASS		43.5	-23.4	PASS		150	225
466.379	36.3	-6.9	29.4	46	-16.6	PASS		46	-16.6	PASS		150	270
898.126	30.3	-0.4	29.9	46	-16.1	PASS		46	-16.1	PASS		150	225

Bureau Veritas Consumer Product Services Inc.
Radiated Emissions Electric Field 3m Distance
Top Peaks Horizontal 30-1000MHz
Notes:
2480MHz

Work Order - T1330
EUT Power Input - Battery
Test Site - CH-2
Conditions - 24°C; 45%RH; 1010mBar
Test Engineer - AKZ

Data Taken at 10:00:17 AM, Monday, June 24, 2019

Frequency (MHz)	Peak Reading (dBµV)	Correction Factor (dB/m)	Adjusted Peak Amplitude (dBµV/m)	Lim1: FCC_pt15_209 (dBµV/m)	Lim1 Margin (dB)	Lim1 Test Results (Pass/Fail)	Worst Margin Lim1 (dB)	Lim2: FCC_pt15_209 (dBµV/m)	Lim2 Margin (dB)	Lim2 Test Results (Pass/Fail)	Worst Margin Lim2 (dB)	Antenna Height (cm)	EUT Azimuth (degrees)
30.242	28.1	-4	24.1	40	-15.9	PASS		40	-15.9	PASS		100	270
122.732	30.7	-11.1	19.6	43.5	-23.9	PASS		43.5	-23.9	PASS		250	45
171.766	31.7	-13.7	18	43.5	-25.5	PASS		43.5	-25.5	PASS		150	0
184.133	31.9	-14	17.9	43.5	-25.6	PASS		43.5	-25.6	PASS		250	135
466.354	36.2	-6.9	29.2	46	-16.8	PASS		46	-16.8	PASS		150	45
938.187	30.2	0.2	30.4	46	-15.6	PASS	-15.6	46	-15.6	PASS	-15.6	250	270

Bureau Veritas Consumer Product Services Inc.
Radiated Emissions Electric Field 3m Distance
Top Peaks Vertical 30-1000MHz
Notes:
2480MHz

Work Order - T1330
EUT Power Input - Battery
Test Site - CH-2
Conditions - 24°C; 45%RH; 1010mBar
Test Engineer - AKZ

Data Taken at 10:00:17 AM, Monday, June 24, 2019

Frequency (MHz)	Peak Reading (dBµV)	Correction Factor (dB/m)	Adjusted Peak Amplitude (dBµV/m)	Lim1: FCC_pt15_209 (dBµV/m)	Lim1 Margin (dB)	Lim1 Test Results (Pass/Fail)	Worst Margin Lim1 (dB)	Lim2: FCC_pt15_209 (dBµV/m)	Lim2 Margin (dB)	Lim2 Test Results (Pass/Fail)	Worst Margin Lim2 (dB)	Antenna Height (cm)	Turntable Azimuth (degrees)
30.461	28.7	-4.2	24.5	40	-15.5	PASS	-15.5	40	-15.5	PASS	-15.5	150	315
122.732	30.9	-11.1	19.8	43.5	-23.7	PASS		43.5	-23.7	PASS		200	0
171.814	32.8	-13.7	19.1	43.5	-24.4	PASS		43.5	-24.4	PASS		150	315
466.403	31.6	-6.9	24.7	46	-21.3	PASS		46	-21.3	PASS		200	45
944.807	29.5	0.4	29.9	46	-16.1	PASS		46	-16.1	PASS		200	315
994.738	30	1.1	31.1	54	-22.9	PASS		54	-22.9	PASS		150	180

1GHz - 6GHz

Bureau Veritas Consumer Product Services Inc.
Radiated Emissions Electric Field 3m Distance
Top Peaks Horizontal 1-6GHz
Notes:
2402MHz

Work Order - T1330
EUT Power Input - Battery
Test Site - CH-2
Conditions - 24°C; 54%RH; 991mBar
Test Engineer - AKZ
0

Data Taken at 10:18:08 AM, Friday, June 21, 2019

Frequency (MHz)	Raw Peak Reading (dBµV)	Correction Factor (dB/m)	Adjusted Peak Amplitude (dBµV/m)	Pk Lim: FCC_pt15_209_Peak (dBµV/m)	Margin to Peak Limit (dB)	Peak Limit Results (Pass/Fail)	Peak Limit Worst Margin (dB)	Av Lim: FCC_pt15_209_Average (dBµV/m)	Margin to Avg Limit (dB)	Avg Limit Results (Pass/Fail)	Avg Limit Worst Margin (dB)	Antenna Height (cm)	EUT Azimuth (degrees)
1319.75	48.9	-7.2	41.7	74	-32.3	PASS		54	-12.3	PASS		300	0
2151.38	46.2	-1.5	44.7	74	-29.3	PASS		54	-9.3	PASS		100	70
4803.25	47.1	0.4	47.5	74	-26.5	PASS		54	-6.5	PASS		300	70
5733.88	45.9	2.2	48	74	-26	PASS	-26	54	-6	PASS	-6	300	70

Bureau Veritas Consumer Product Services Inc.
Radiated Emissions Electric Field 3m Distance
Top Peaks Vertical 1-6GHz
Notes:
2402MHz

Work Order - T1330
EUT Power Input - Battery
Test Site - CH-2
Conditions - 24°C; 54%RH; 991mBar
Test Engineer - AKZ

Data Taken at 10:18:08 AM, Friday, June 21, 2019

Frequency (MHz)	Raw Peak Reading (dBµV)	Correction Factor (dB/m)	Adjusted Peak Amplitude (dBµV/m)	Pk Lim: FCC_pt15_209_Peak (dBµV/m)	Margin to Peak Limit (dB)	Peak Limit Test Results (Pass/Fail)	Peak Limit Worst Margin (dB)	Av Lim: FCC_pt15_209_Average (dBµV/m)	Margin to Average Limit (dB)	Average Limit Test Result (Pass/Fail)	Average Limit Worst Margin (dB)	Antenna Height (cm)	EUT Azimuth (degrees)
1365.88	48.9	-6.8	42.1	74	-31.9	PASS		54	-11.9	PASS		100	70
1865.38	48.7	-3.9	44.8	74	-29.2	PASS		54	-9.2	PASS		200	96
2179.38	46.2	-1.3	44.9	74	-29.1	PASS		54	-9.1	PASS		100	296
2882.88	46.6	-0.1	46.4	74	-27.6	PASS		54	-7.6	PASS		300	183
4803.5	47.9	0.4	48.3	74	-25.7	PASS	-25.7	54	-5.7	PASS	-5.7	300	145
5747.63	45.8	2.2	48	74	-26	PASS		54	-6	PASS		300	33

Bureau Veritas Consumer Product Services Inc.
Radiated Emissions Electric Field 3m Distance
Top Peaks Horizontal 1-6GHz
Notes:
2440MHz

Work Order - T1330
EUT Power Input - Battery
Test Site - CH-2
Conditions - 24°C; 54%RH; 991mBar
Test Engineer - AKZ

Data Taken at 10:36:01 AM, Friday, June 21, 2019

Frequency (MHz)	Raw Peak Reading (dBµV)	Correction Factor (dB/m)	Adjusted Peak Amplitude (dBµV/m)	Pk Lim: FCC_pt15_209_Peak (dBµV/m)	Margin to Peak Limit (dB)	Peak Limit Results (Pass/Fail)	Peak Limit Worst Margin (dB)	Av Lim: FCC_pt15_209_Average (dBµV/m)	Margin to Avg Limit (dB)	Avg Limit Results (Pass/Fail)	Avg Limit Worst Margin (dB)	Antenna Height (cm)	EUT Azimuth (degrees)
1255.25	48.8	-7.4	41.4	74	-32.6	PASS		54	-12.6	PASS		300	144
1865.63	48.3	-3.9	44.5	74	-29.5	PASS		54	-9.5	PASS		200	96
2152.75	47.4	-1.5	45.9	74	-28.1	PASS		54	-8.1	PASS		200	284
3029.75	47.5	-1.2	46.3	74	-27.7	PASS		54	-7.7	PASS		100	294
4879.5	47.2	1	48.2	74	-25.8	PASS	-25.8	54	-5.8	PASS	-5.8	100	107
5787.25	45.4	2.3	47.7	74	-26.3	PASS		54	-6.3	PASS		200	133

Bureau Veritas Consumer Product Services Inc.
Radiated Emissions Electric Field 3m Distance
Top Peaks Vertical 1-6GHz
Notes:
2440MHz

Work Order - T1330
EUT Power Input - Battery
Test Site - CH-2
Conditions - 24°C; 54%RH; 991mBar
Test Engineer - AKZ

Data Taken at 10:36:01 AM, Friday, June 21, 2019

Frequency (MHz)	Raw Peak Reading (dBµV)	Correction Factor (dB/m)	Adjusted Peak Amplitude (dBµV/m)	Pk Lim: FCC_pt15_209_Peak (dBµV/m)	Margin to Peak Limit (dB)	Peak Limit Test Results (Pass/Fail)	Peak Limit Worst Margin (dB)	Av Lim: FCC_pt15_209_Average (dBµV/m)	Margin to Average Limit (dB)	Average Limit Test Result (Pass/Fail)	Average Limit Worst Margin (dB)	Antenna Height (cm)	EUT Azimuth (degrees)
1372.88	48.4	-6.8	41.6	74	-32.4	PASS		54	-12.4	PASS		200	245
1865.38	48.2	-3.9	44.3	74	-29.7	PASS		54	-9.7	PASS		200	55
2154.13	47.3	-1.5	45.7	74	-28.3	PASS		54	-8.3	PASS		200	131
3030.25	47.2	-1.2	46	74	-28	PASS		54	-8	PASS		300	258
4879.75	48	1	49	74	-25	PASS	-25	54	-5	PASS	-5	200	245
5604	46	2.1	48.1	74	-25.9	PASS		54	-5.9	PASS		200	55

Bureau Veritas Consumer Product Services Inc.
Radiated Emissions Electric Field 3m Distance
Top Peaks Horizontal 1-6GHz
Notes:
2480MHz

Work Order - T1330
EUT Power Input - Battery
Test Site - CH-2
Conditions - 24°C; 54%RH; 991mBar
Test Engineer - AKZ
0

Data Taken at 11:04:46 AM, Friday, June 21, 2019

Frequency (MHz)	Raw Peak Reading (dBµV)	Correction Factor (dB/m)	Adjusted Peak Amplitude (dBµV/m)	Pk Lim: FCC_pt15_209_Peak (dBµV/m)	Margin to Peak Limit (dB)	Peak Limit Results (Pass/Fail)	Peak Limit Worst Margin (dB)	Av Lim: FCC_pt15_209_Average (dBµV/m)	Margin to Avg Limit (dB)	Avg Limit Results (Pass/Fail)	Avg Limit Worst Margin (dB)	Antenna Height (cm)	EUT Azimuth (degrees)
1399.38	48.5	-6.9	41.6	74	-32.4	PASS		54	-12.4	PASS		200	21
2147.13	47.6	-1.6	46.1	74	-27.9	PASS		54	-7.9	PASS		200	172
5602.38	46.5	2.1	48.7	74	-25.3	PASS	-25.3	54	-5.3	PASS	-5.3	200	172

Bureau Veritas Consumer Product Services Inc.
Radiated Emissions Electric Field 3m Distance
Top Peaks Vertical 1-6GHz
Notes:
2480MHz

Work Order - T1330
EUT Power Input - Battery
Test Site - CH-2
Conditions - 24°C; 54%RH; 991mBar
Test Engineer - AKZ
0

Data Taken at 11:04:46 AM, Friday, June 21, 2019

Frequency (MHz)	Raw Peak Reading (dBµV)	Correction Factor (dB/m)	Adjusted Peak Amplitude (dBµV/m)	Pk Lim: FCC_pt15_209_Peak (dBµV/m)	Margin to Peak Limit (dB)	Peak Limit Test Results (Pass/Fail)	Peak Limit Worst Margin (dB)	Av Lim: FCC_pt15_209_Average (dBµV/m)	Margin to Average Limit (dB)	Average Limit Test Result (Pass/Fail)	Average Limit Worst Margin (dB)	Antenna Height (cm)	EUT Azimuth (degrees)
1264.38	48.6	-7.3	41.2	74	-32.8	PASS		54	-12.8	PASS		300	107
1865.38	49.1	-3.9	45.2	74	-28.8	PASS		54	-8.8	PASS		200	56
2146.25	46.6	-1.6	45	74	-29	PASS		54	-9	PASS		100	219
3202.13	46.8	-0.9	45.9	74	-28.1	PASS		54	-8.1	PASS		100	108
5461.75	46.4	1.7	48.1	74	-25.9	PASS	-25.9	54	-5.9	PASS	-5.9	100	145

6GHz-18GHz

Bureau Veritas Consumer Product Services Inc.
Radiated Emissions Electric Field 1m Distance
Top Peaks Horizontal 6-18GHz
Notes:
2402MHz

Work Order - T1330
EUT Power Input - Battery
Test Site - CH-2
Conditions - 24°C; 54%RH; 991mBar
Test Engineer - AKZ

Data Taken at 02:02:34 PM, Friday, June 21, 2019

Frequency	Raw Peak Reading	Raw Avg Reading	Correction Factor	Adjusted Peak Amplitude	Pk Lim: FCC_pt15_209_Peak	Peak Margin	Peak Test Results	Worst Peak Margin	Adjusted Avg Amplitude	Av Lim: FCC_pt15_209_Average	Avg Margin	Avg Test Results	Worst Avg Margin	Antenna Height	EUT Azimuth
(MHz)	(dBµV)	(dBµV)	(dB/m)	(dBµV/m)	(dBµV/m)	(dB)	(Pass/Fail)	(dB)	(dBµV/m)	(dBµV/m)	(dB)	(Pass/Fail)	(dB)	(cm)	(degrees)
17920.9	44.8	34.9	15.3	60.1	83.5	-23.4	PASS	-23.4	50.2	63.5	-13.3	PASS	-13.3	114	103

Bureau Veritas Consumer Product Services Inc.
Radiated Emissions Electric Field 1m Distance
Top Peaks Vertical 6-18GHz
Notes:
2402MHz

Work Order - T1330
EUT Power Input - Battery
Test Site - CH-2
Conditions - 24°C; 54%RH; 991mBar
Test Engineer - AKZ

Data Taken at 02:02:34 PM, Friday, June 21, 2019

Frequency	Raw Peak Reading	Raw Avg Reading	Correction Factor	Adjusted Peak Amplitude	Pk Lim: FCC_pt15_209_Peak	Peak Margin	Peak Results	Worst Peak Margin	Adjusted Avg Amplitude	Av Lim: FCC_pt15_209_Average	Avg Margin	Avg Results	Worst Avg Margin	Antenna Height	EUT Azimuth
(MHz)	(dBµV)	(dBµV)	(dB/m)	(dBµV/m)	(dBµV/m)	(dB)	(Pass/Fail)	(dB)	(dBµV/m)	(dBµV/m)	(dB)	(Pass/Fail)	(dB)	(cm)	(degrees)
17940	43.3	34.9	15.2	58.5	83.5	-25	PASS	-25	50.1	63.5	-13.4	PASS	-13.4	146	201

Bureau Veritas Consumer Product Services Inc.
Radiated Emissions Electric Field 1m Distance
6-18GHz Horizontal Data
Notes:
2440MHz

Work Order - T1330
EUT Power Input - Battery
Test Site - CH-2
Conditions - 24°C; 54%RH; 991mBar
Test Engineer - AKZ

Data Taken at 02:51:06 PM, Friday, June 21, 2019

Frequency (MHz)	Raw Peak Reading (dBµV)	Raw Avg Reading (dBµV)	Correction Factor (dB/m)	Adjusted Peak Amplitude (dBµV/m)	Pk Lim: FCC_pt15_209_Peak (dBµV/m)	Peak Margin (dB)	Peak Test Results (Pass/Fail)	Worst Peak Margin (dB)	Adjusted Avg Amplitude (dBµV/m)	Av Lim: FCC_pt15_209_Average (dBµV/m)	Avg Margin (dB)	Avg Test Results (Pass/Fail)	Worst Avg Margin (dB)	Antenna Height (cm)	EUT Azimuth (degrees)
17924.6	45.2	34.7	14.8	59.9	83.5	-23.6	PASS	-23.6	49.5	63.5	-14	PASS	-14	200	126

Bureau Veritas Consumer Product Services Inc.
Radiated Emissions Electric Field 1m Distance
6-18GHz Vertical Data
Notes:
2440MHz

Work Order - T1330
EUT Power Input - Battery
Test Site - CH-2
Conditions - 24°C; 54%RH; 991mBar
Test Engineer - AKZ

Data Taken at 02:51:06 PM, Friday, June 21, 2019

Frequency (MHz)	Raw Peak Reading (dBµV)	Raw Avg Reading (dBµV)	Correction Factor (dB/m)	Adjusted Peak Amplitude (dBµV/m)	Pk Lim: FCC_pt15_209_Peak (dBµV/m)	Peak Margin (dB)	Peak Results (Pass/Fail)	Worst Peak Margin (dB)	Adjusted Avg Amplitude (dBµV/m)	Av Lim: FCC_pt15_209_Average (dBµV/m)	Avg Margin (dB)	Avg Results (Pass/Fail)	Worst Avg Margin (dB)	Antenna Height (cm)	EUT Azimuth (degrees)
17927.7	43.7	34.8	14.8	58.5	83.5	-25	PASS	-25	49.5	63.5	-14	PASS	-14	148	264

Bureau Veritas Consumer Product Services Inc.
Radiated Emissions Electric Field 1m Distance
6-18GHz Horizontal Data
Notes:
2480MHz

Work Order - T1330
EUT Power Input - Battery
Test Site - CH-2
Conditions - 24°C; 54%RH; 991mBar
Test Engineer - AKZ

Data Taken at 03:29:29 PM, Friday, June 21, 2019

Frequency (MHz)	Raw Peak Reading (dBµV)	Raw Avg Reading (dBµV)	Correction Factor (dB/m)	Adjusted Peak Amplitude (dBµV/m)	Pk Lim: FCC_pt15_209_Peak (dBµV/m)	Peak Margin (dB)	Peak Test Results (Pass/Fail)	Worst Peak Margin (dB)	Adjusted Avg Amplitude (dBµV/m)	Av Lim: FCC_pt15_209_Average (dBµV/m)	Avg Margin (dB)	Avg Test Results (Pass/Fail)	Worst Avg Margin (dB)	Antenna Height (cm)	EUT Azimuth (degrees)
17913.3	42.3	34.7	15.3	57.6	83.5	-25.9	PASS	-25.9	50	63.5	-13.5	PASS	-13.5	125	113

Bureau Veritas Consumer Product Services Inc.
Radiated Emissions Electric Field 1m Distance
6-18GHz Vertical Data
Notes:
2480MHz

Work Order - T1330
EUT Power Input - Battery
Test Site - CH-2
Conditions - 24°C; 54%RH; 991mBar
Test Engineer - AKZ

Data Taken at 03:29:29 PM, Friday, June 21, 2019

Frequency (MHz)	Raw Peak Reading (dBµV)	Raw Avg Reading (dBµV)	Correction Factor (dB/m)	Adjusted Peak Amplitude (dBµV/m)	Pk Lim: FCC_pt15_209_Peak (dBµV/m)	Peak Margin (dB)	Peak Results (Pass/Fail)	Worst Peak Margin (dB)	Adjusted Avg Amplitude (dBµV/m)	Av Lim: FCC_pt15_209_Average (dBµV/m)	Avg Margin (dB)	Avg Results (Pass/Fail)	Worst Avg Margin (dB)	Antenna Height (cm)	EUT Azimuth (degrees)
17799.9	44.2	34.7	15.1	59.3	83.5	-24.2	PASS	-24.2	49.8	63.5	-13.7	PASS	-13.7	200	166

No emissions found in the 18-25GHz frequency range.

Rev. 6/20/2019

Spectrum Analyzers / Receivers /Preselectors	Range	MN	Mfr	SN	Asset	Cat	Calibration Due	Calibrated on
Rental MXE EMI Receiver(1170725)	20Hz-26.5GHz	N9038A	Agilent	MY51210151	1170725	I	5/30/2020	5/30/2019

Radiated Emissions Sites	FCC Code	IC Code	VCCI Code	Range	Asset	Cat	Calibration Due	Calibrated on
EMI Chamber 2	719150	2762A-7	A-0015	30-1000MHz	1686	I	12/7/2020	12/7/2018
EMI Chamber 2	719150	2762A-7	A-0015	1-18GHz	1686	I	12/7/2020	12/7/2018

Preamps /Couplers Attenuators / Filters	Range	MN	Mfr	SN	Asset	Cat	Calibration Due	Calibrated on
185710 Rental PA	9KHz-1GHz	310	SONOMA INSTRUMENT	185710		II	4/16/2020	4/16/2019

Antennas	Range	MN	Mfr	SN	Asset	Cat	Calibration Due	Calibrated on
Red-Brown Bilog	30-2000MHz	JB1	Sunol	A0032406	1218	I	3/11/2021	3/11/2019
Blue Horn	1-18Ghz	3117	ETS	157647	1861	I	3/9/2021	3/9/2019

Meteorological Meters/Chambers		MN	Mfr	SN	Asset	Cat	Calibration Due	Calibrated on
Weather Clock (Pressure Only)		BA928	Oregon Scientific	C3166-1	831	I	5/15/2020	5/15/2018
Asset #2659		1235C97	Control Company	181683830	2659	I	4/3/2020	4/3/2019

Cables	Range	Mfr	Cat	Calibration Due	Calibrated on
Asset #2455	9KHz-18GHz	MegaPhase	II	10/29/2019	10/29/2018
Asset #2467	9KHz-18GHz	MegaPhase	II	10/31/2019	10/31/2018
Asset #2606	9KHz-18GHz	MegaPhase	II	4/2/2020	4/2/2019

All equipment is calibrated using standards traceable to NIST or other nationally recognized calibration standard.

Test Equipment Used

AC Line Conducted Emissions

LIMITS

Frequency of emission (MHz)	Quasi-peak limit (dBµV)	Average limit (dBµV)
0.15-0.5	66 to 56*	56 to 46*
0.5-5	56	46
5-30	60	50

*Decreases with the logarithm of the frequency.

[47 CFR 15.207(a)]

MEASUREMENTS / RESULTS

Bureau Veritas Consumer Product Services Inc.
Conducted Emissions per CISPR 16-2-1
Quasi-peak Detector Data
Notes:
EUT Line tested: 120VAC/60Hz; Live Phase

Work Order # - T1330
EUT Power Input - 120VAC/60Hz
Test Site - CEMI-3
Conditions: - 23°C; 45%RH; 1010mBar
Test Engineer - AKZ

Data Taken at 02:00:30 PM, Thursday, June 27, 2019

Frequency (MHz)	Raw QP Reading (dBµV)	Correction Factor (dB)	Adjusted QP Amplitude (dBµV)	QP Lim: Mains_FCC&CISPR_QP_Class_B (dBµV)	Margin to QP Limit (dB)	QP Limit Results (Pass/Fail)	Worst Margin (QP Limit) (dB)	Av Lim: Mains_FCC&CISPR_Avg_Class_B (dBµV)	Margin to Avg Limit (dB)	Avg Limit Results (Pass/Fail)	Worst Margin (Avg Limit) (dB)
0.159	24.451	19.9	44.4	65.5	-21.1	PASS	-21.1	55.5	-11.1	PASS	-11.1
0.195	21.732	19.9	41.7	63.8	-22.2	PASS		53.8	-12.2	PASS	
0.239	19.919	19.9	39.8	62.1	-22.3	PASS		52.1	-12.3	PASS	
0.27	18.723	19.9	38.6	61.1	-22.5	PASS		51.1	-12.5	PASS	
0.31	17.222	19.9	37.1	60	-22.8	PASS		50	-12.8	PASS	
0.474	13.425	19.9	33.3	56.5	-23.1	PASS		46.5	-13.1	PASS	

Bureau Veritas Consumer Product Services Inc.
Conducted Emissions per CISPR 16-2-1
Peak Detector Data
Notes:
EUT Line tested: 120VAC/60Hz; Neutral Phase

Work Order # - T1330
EUT Power Input - 120VAC/60Hz
Test Site - CEMI-3
Conditions: - 23°C; 45%RH; 1010mBar
Test Engineer - AKZ

Data Taken at 01:44:31 PM, Thursday, June 27, 2019

Frequency (MHz)	Raw Pk Reading (dBµV)	Correction Factor (dB)	Adjusted Pk Amplitude (dBµV)	QP Lim: Mains_FCC&CISPR_QP_Class_B (dBµV)	Margin to the QP Limit (dB)	Pk to QP Limit Results (Pass/Fail)	Worst Margin (QP Limit) (dB)	Av Lim: Mains_FCC&CISPR_Avg_Class_B (dBµV)	Margin to Avg Limit (dB)	Pk to Avg Limit Results (Pass/Fail)	Worst Margin (Avg Limit) (dB)
0.173	29.5	19.9	49.4	64.8	-15.4	PASS	-15.4	54.8	-5.4	PASS	-5.4
0.225	21.2	19.9	41.1	62.6	-21.5	PASS		52.6	-11.5	PASS	
0.262	17.3	19.9	37.2	61.4	-24.2	PASS		51.4	-14.2	PASS	
0.293	17	19.9	36.9	60.5	-23.5	PASS		50.5	-13.5	PASS	
0.325	15.1	19.9	35	59.6	-24.6	PASS		49.6	-14.6	PASS	
23.999	15.6	20.1	35.7	60	-24.3	PASS		50	-14.3	PASS	

Rev. 6/25/2019

Spectrum Analyzers / Receivers /Preselectors	Range	MN	Mfr	SN	Asset	Cat	Calibration Due	Calibrated on
Rental EXA Signal Analyzer(1118472)	9KHz-26.5GHz	N9010A-526;K	AT	MY51170010	1118472	I	8/10/2019	8/10/2018
LISNs/Measurement Probes	**Range**	**MN**	**Mfr**	**SN**	**Asset**	**Cat**	**Calibration Due**	**Calibrated on**
LISN Asset 1726	150kHz-30MHz	LI-150A	Com-Power	201092	1726	I	4/10/2020	4/10/2019
LISN Asset 1727	150kHz-30MHz	LI-150A	Com-Power	201093	1727	I	4/10/2020	4/10/2019
Conducted Test Sites (Mains / Telco)	**FCC Code**		**VCCI Code**			**Cat**	**Calibration Due**	**Calibrated on**
CEMI 3	719150		A-0015			III	NA	N/A
Meteorological Meters/Chambers		**MN**	**Mfr**	**SN**	**Asset**	**Cat**	**Calibration Due**	**Calibrated on**
Weather Clock (Pressure Only)		BA928	Oregon Scientific	C3166-1	831	I	5/15/2020	5/15/2018
Asset #2656		1235C97	Control Company	181683818	2656	I	4/3/2020	4/3/2019
Cables	**Range**		**Mfr**			**Cat**	**Calibration Due**	**Calibrated on**
CEMI-18	9kHz - 2GHz		C-S			II	11/5/2019	11/5/2018
Attenuators	**Range**	**MN**	**Mfr**	**SN**	**Asset**	**Cat**	**Calibration Due**	**Calibrated on**
20dB20W Attenuator(A#2499)	9KHz-4GHz	766-20	Narda	8710	2499	II	12/4/2019	12/4/2018

All equipment is calibrated using standards traceable to NIST or other nationally recognized calibration standard.

Test Equipment Used

Measurement Uncertainty

The listed uncertainties are the worst case uncertainty for the entire range of measurement. Please note that the uncertainty values are provided for informational purposes only and are not used in determining the PASS/FAIL results.

Measurement	Expanded Uncertainty k=2	Maximum allowable uncertainty
Radiated Emissions (30-1000MHz) NIST CISPR	 5.6dB 4.6dB	 N/A 5.2dB (Ucispr)
Radiated Emissions (1-26.5GHz)	4.6dB	N/A
Radiated Emissions (above 26.5GHz)	4.9dB	N/A
Magnetic Radiated Emissions	5.6dB	N/A
Conducted Emissions NIST CISPR	 3.9dB 3.6dB	 N/A 3.6dB (Ucispr)
Telco Conducted Emissions (Current)	2.9dB	N/A
Telco Conducted Emissions (Voltage)	4.4dB	N/A
Electrostatic Discharge	11.5%	N/A
Radiated RF Immunity (Uniform Field)	1.6dB	N/A
Electrical Fast Transients	23.1%	N/A
Surge	23.1%	N/A
Conducted RF Immunity	3dB	N/A
Magnetic Immunity	12.8%	N/A
Dips and Interrupts	2.3V	N/A
Harmonics	3.5%	N/A
Flicker	3.5%	N/A
Radio frequency (@ 2.4GHz)	3.23×10^{-8}	1×10^{-7}
RF power, conducted	0.40dB	0.75dB
Maximum frequency deviation: • Within 300Hz and 6kHz of audio frequency / Within 6kHz and 25kHz of audio frequency	 3.4% 0.3dB	 5% 3dB
Adjacent channel power	1.9dB	3dB
Conducted spurious emission of transmitter, valid up to 12.75GHz	2.39dB	3dB
Conducted emission of receivers	1.3dB	3dB
Radiated emission of transmitter, valid up to 26.5GHz	3.9dB	6dB
Radiated emission of transmitter, valid up to 80GHz	3.3dB	6dB
Radiated emission of receiver, valid up to 26.5GHz	3.9dB	6dB
Radiated emission of receiver, valid up to 80GHz	3.3dB	6dB
Humidity	2.37%	5%
Temperature	0.7°C	1.0°C
Time	4.1%	10%
RF Power Density, Conducted	0.4dB	3dB
DC and low frequency voltages	1.3%	3%
Voltage (AC, <10kHz)	1.3%	2%
Voltage (DC)	0.62%	1%
The above reflects a 95% confidence level		

Conditions of Testing

[Bureau Veritas Consumer Products Services, Inc., a Massachusetts corporation], and/or its affiliates (collectively, the "Company") will conduct, at the request of the Submitter ("Client"), the tests specified on the submitted Test Request Form or equivalent in accordance with, and subject to, the following terms and conditions (collectively, "Conditions"):

1. All orders for tests are subject to acceptance by the Company, and no order will constitute a binding commitment of the Company unless and until such order is accepted by it, as evidenced by the issuance of a written report ("Test Report") by the Company. The Test Report is issued solely by the Company, is intended for the exclusive use of Client and shall not be published, used for advertising purposes, copied or replicated for distribution to any other person or entity or otherwise publicly disclosed without the prior written consent of the Company. By submitting a request for services to the Company, Client consents to the disclosure to accreditation bodies of those records of Client relevant to the accreditation body's assessment of the Company's competence and compliance with relevant accreditation criteria. The Company shall not be liable for any loss or damage whatsoever resulting from the failure of the Company to provide its services within any time period for completion estimated by the Company. If Client anticipates using the Test Report in any legal proceeding, arbitration, dispute resolution forum or other proceeding, it shall so notify the Company prior to submitting the Test Report in such proceeding. The Company has no obligation to provide a fact or expert witness at such proceeding unless the Company agrees in advance to do so for a separate and additional fee.
2. The Test Report will set forth the findings of the Company solely with respect to the test samples identified therein. Unless specifically and expressly indicated in the Test Report, the results set forth in such Test Report are not intended to be indicative or representative of the quality or characteristics of the lot from which a test sample is taken, and Client shall not rely upon the Test Report as being so indicative or representative of the lot or of the tested product in general. The Test Report will reflect the findings of the Company at the time of testing only, and the Company shall have no obligation to update the Test Report after its issuance. The Test Report will set forth the results of the tests performed by the Company based upon the written information provided to the Company. The Test Report will be based solely on the samples and written information submitted to the Company by Client, and the Company shall not be obligated to conduct any independent investigation or inquiry with respect thereto.
3. The Company may, in its sole discretion, destroy samples which have been furnished to the Company for testing and which have not been destroyed in the course of testing. The Company may delegate the performance of all or a portion of the services contemplated hereunder to an affiliate, agent or subcontractor of the Company, and Client consents to such delegation.
4. These Conditions and the Test Report represent the entire understanding of the parties hereto with respect to the subject matter hereof and of the Test Report, and no modification, variance or extrapolation with respect thereto shall be permitted without the prior written consent of the Company.
5. The names, service marks, trademarks and copyrights of the Company and its affiliates, including the names "BUREAU VERITAS," "BUREAU VERITAS CONSUMER PRODUCTS SERVICES," "BVCPS", "MTL", "ACTS", "MTL-ACTS" and CURTIS-STRAUS (collectively, the "Marks") are and shall remain the sole property of the Company or its affiliates and shall not be used by Client except solely to the extent that Client obtains the prior written approval of the Company and then only in the manner prescribed by the Company. Client shall not contest the validity of the Marks or take any action that might impair the value or goodwill associated with the Marks or the image or reputation of the Company or its affiliates.
6. Payment in full shall be due 30 days after the date of invoice. Interest shall be due on overdue amounts from the due date until paid at an interest rate of 1.5% per month or, if less, the maximum rate permitted by law. The Company reserves the right, at any time and from time to time, to revoke any credit extended to Client. Client shall reimburse the Company for any costs it incurs in collecting past due amounts, including court costs and fees and expenses of attorneys and collection agencies. The Test Report may not be used or relied upon by Client if and for so long as Client fails to pay when due any invoice issued by the Company or any affiliate of it to Client or any affiliate or subsidiary of Client together with interest and penalties, if any, accrued thereon.
7. The Company disclaims any and all responsibility or liability arising out of or in connection with e-mail transmissions of such information.
8. Client understands and agrees that the Company is neither an insurer nor a guarantor, that the Company does not take the place of Client or any designer, manufacturer, agent, buyer, distributor or transportation or shipping company, and that the Company disclaims all liability in such capacities. Client further understands that if it seeks assurance against loss or damage, it should obtain appropriate insurance.
9. Client agrees that the Company, by providing the services, does not take the place of Client nor any third party, nor does the Company release them from any of their obligations, nor does the Company otherwise assume, abridge, abrogate or undertake to discharge any duty of any third party to Client or any duty of Client or any third party to any other third party, and Client will not release any third party from its obligations and duties with respect to the tested goods.
10. Client shall, on a timely basis, (a) provide adequate instructions to the Company in order to enable the Company to perform properly its services, (b) provide, or cause Client's suppliers and contractors to provide, the Company with all documents necessary to enable the Company to perform its services, (c) furnish the Company with all relevant information regarding Client's intended use and purposes of the tested goods, (d) advise the Company of essential dates and deadlines relevant to the tested goods and (e) fully exercise all rights and remedies available to Client against third parties in respect of the tested goods.
11. The Company shall undertake due care and ordinary skill in the performance of its services to Client, and the Company shall accept responsibility only were such skill has not been exercised and, even in such event, only to the extent of the limitation of liability set forth herein.
12. If Client desires to assert a claim arising from or relating to (i) the performance, purported performance or non-performance of any services by the Company or (ii) the sale, resale, manufacture, distribution or use of any tested goods, it must submit that claim to the Company in a writing that sets forth with particularity the basis for such claim within 60 days from discovery of the potential claim and not more than six months after the date of issuance of the Test Report to Client. Client waives any and all such claims including, without limitation, claims that the Test Report is inaccurate, incomplete or misleading or that additional or

different testing is required, unless and then only to the extent that Client submits a written claim to the Company within both such time periods.

13. CLIENT SHALL, EXCEPT TO THE EXTENT OF COMPANY'S LIABILITY TO CLIENT HEREUNDER (WHICH IN NO EVENT SHALL EXCEED THE LIMITATION OF LIABILITY HEREIN), HOLD HARMLESS AND INDEMNIFY THE COMPANY, ITS AFFILIATES AND THEIR RESPECTIVE DIRECTORS, OFFICERS, EMPLOYEES, AGENTS AND SUBCONTRACTORS AGAINST ALL ACTUAL OR ALLEGED THIRD PARTY CLAIMS FOR LOSS, DAMAGE OR EXPENSE OF WHATSOEVER NATURE AND HOWSOEVER ARISING FROM OR RELATING TO (i) THE PERFORMANCE, PURPORTED PERFORMANCE OR NON-PERFORMANCE OF ANY SERVICES BY THE COMPANY OR (ii) THE SALE, RESALE, MANUFACTURE, DISTRIBUTION OR USE OF ANY TESTED GOODS.

14. EXCEPT AS MAY OTHERWISE BE EXPRESSLY AGREED TO IN WRITING BY THE COMPANY AND NOTWITHSTANDING ANY PROVISION TO THE CONTRARY CONTAINED HEREIN OR IN ANY TEST REPORT, NO WARRANTY OR GUARANTEE, EXPRESS OR IMPLIED, INCLUDING ANY WARRANTY OF MERCHANTABILITY OR FITNESS FOR A PARTICULAR PURPOSE OR USE, IS MADE.

15. (A) IN NO EVENT WHATSOEVER SHALL THE COMPANY BE LIABLE FOR ANY CONSEQUENTIAL, SPECIAL, INCIDENTAL, EXEMPLARY OR PUNITIVE DAMAGES IN CONNECTION WITH, RELATING TO OR ARISING OUT OF THE TEST REPORT OR THE SERVICES PROVIDED BY THE COMPANY HEREUNDER, INCLUDING WITHOUT LIMITATION LOSS OF OR DAMAGE TO PROPERTY; LOSS OF INCOME, PROFIT OR USE; OR ANY CLAIMS OR DEMANDS MADE AGAINST CLIENT OR ANY OTHER PERSON BY ANY THIRD PARTY IN CONNECTION WITH, RELATING TO OR ARISING OUT OF THE SERVICES PROVIDED BY THE COMPANY HEREUNDER.

(B)NOTWITHSTANDING ANY PROVISION TO THE CONTRARY CONTAINED HEREIN, AND IN RECOGNITION OF THE RELATIVE RISKS AND BENEFITS TO CLIENT AND THE COMPANY ASSOCIATED WITH THE TESTING SERVICES CONTEMPLATED HEREBY, THE RISKS HAVE BEEN ALLOCATED SUCH THAT UNDER NO CIRCUMSTANCES WHATSOEVER SHALL THE LIABILITY OF THE COMPANY TO CLIENT OR ANY THIRD PARTY IN RESPECT OF ANY CLAIM FOR LOSS, DAMAGE OR EXPENSE, OF WHATSOEVER NATURE OR MAGNITUDE, AND HOWSOEVER ARISING, EXCEED AN AMOUNT EQUAL TO FIVE (5) TIMES THE AMOUNT OF THE FEES PAID TO THE COMPANY FOR THE SPECIFIC SERVICES WHICH GAVE RISE TO SUCH CLAIM OR U.S.$10,000, WHICHEVER IS THE LESSER AMOUNT.

16. The Company shall not be liable for any loss or damage resulting from any delay or failure in performance of its obligations hereunder resulting directly or indirectly from any event of force majeure or any event outside the control of the Company. If any such event occurs, the Company may immediately cancel or suspend its performance hereunder without incurring any liability whatsoever to Client.

Company's services, including these Conditions, shall be governed by, and construed in accordance with, the local laws of the country where the Company performs the tests or, in the case of tests performed in the United States of America, the laws of Massachusetts without regard to conflicts of laws principles. If any aspect(s) of these Conditions is found to be illegal or unenforceable, the validity, legality and enforceability of all remaining aspects of these Conditions shall not in any way be affected or impaired thereby. Any proceeding related to the subject matter hereof shall be brought, if at all, in the courts of the country where the Company performs the tests or, in the case of tests performed in the United States of America, in the courts of Massachusetts. Client waives the right to interpose any counterclaim or setoffs of any nature in any litigation arising hereunder.

The complete list of the Approved Subcontractors Bureau Veritas Consumer Products Services Inc. may use to delegate the performance of work can be provided upon request.