## RU config: Other

## 26dB Occupied Bandwidth:
## Channel 64 - 26/8

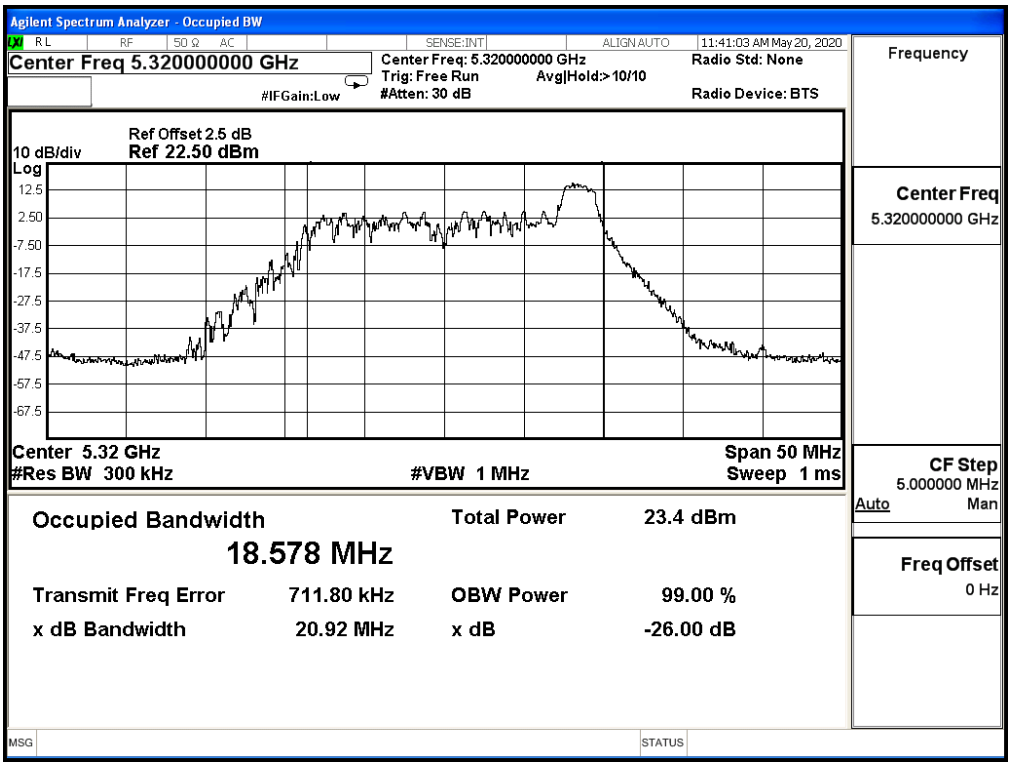


## Channel 64 - 52/40

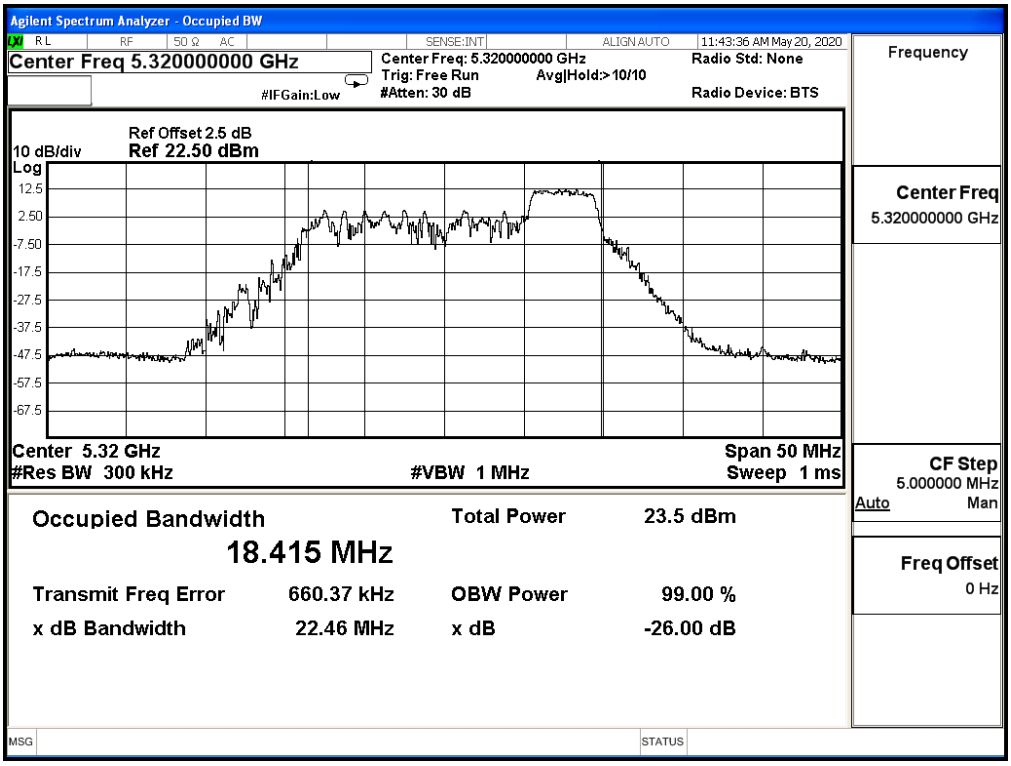

## Channel 64 - 106/54

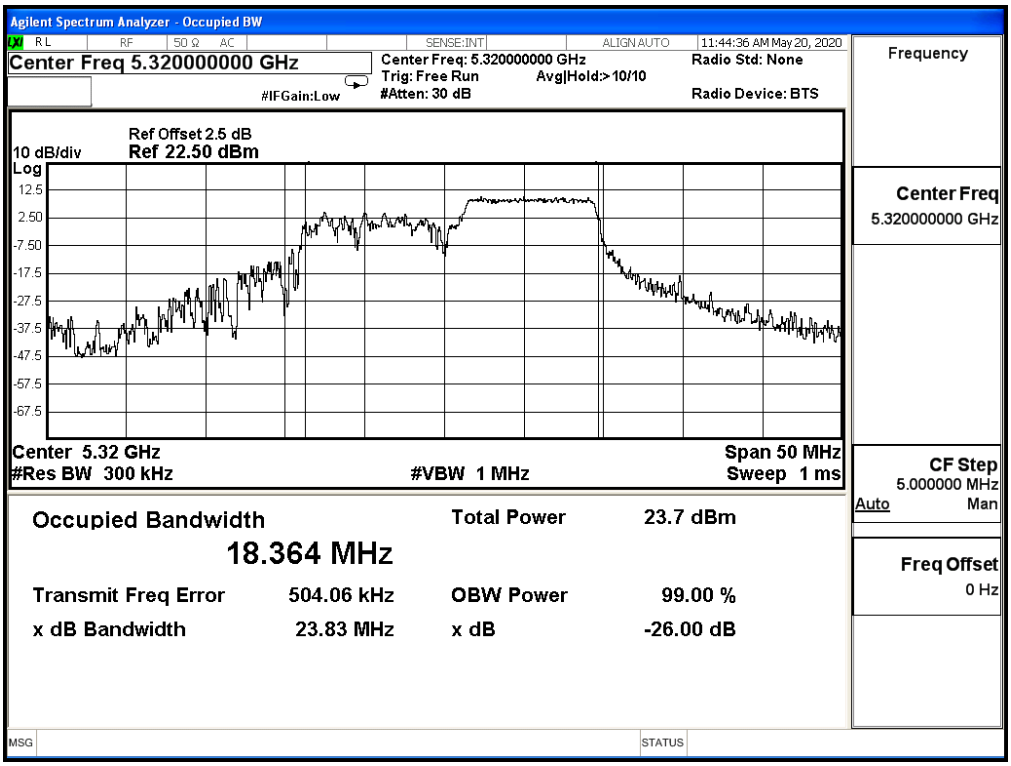


## Channel 100 - 26/0

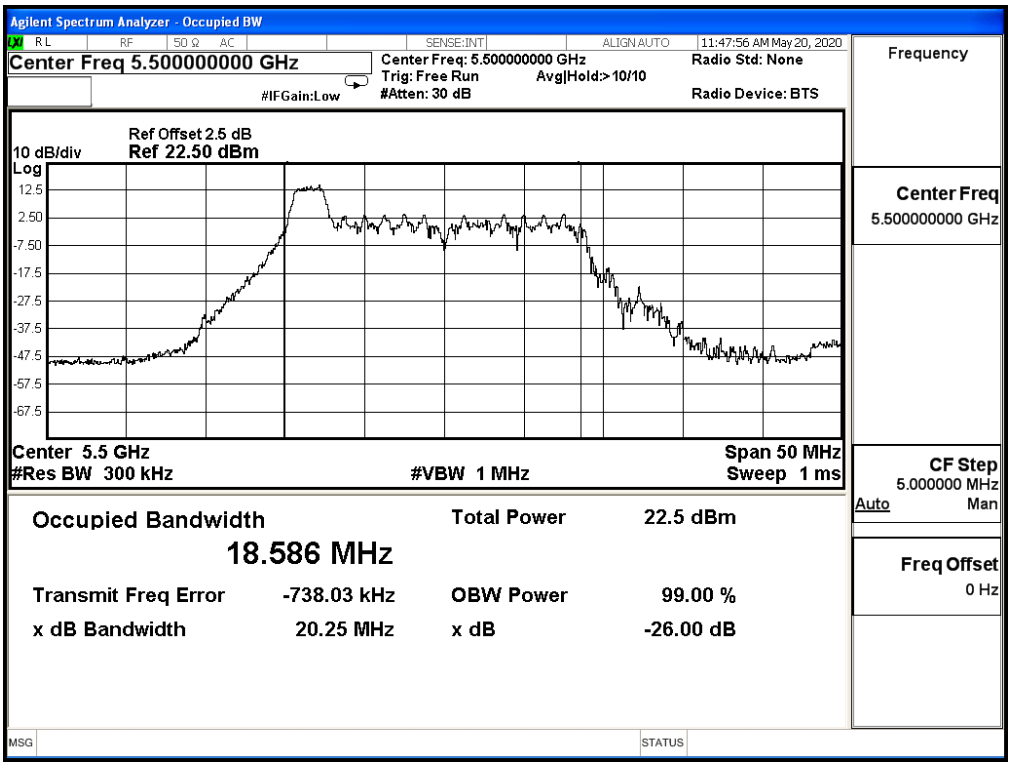

## Channel 100 - 52/37

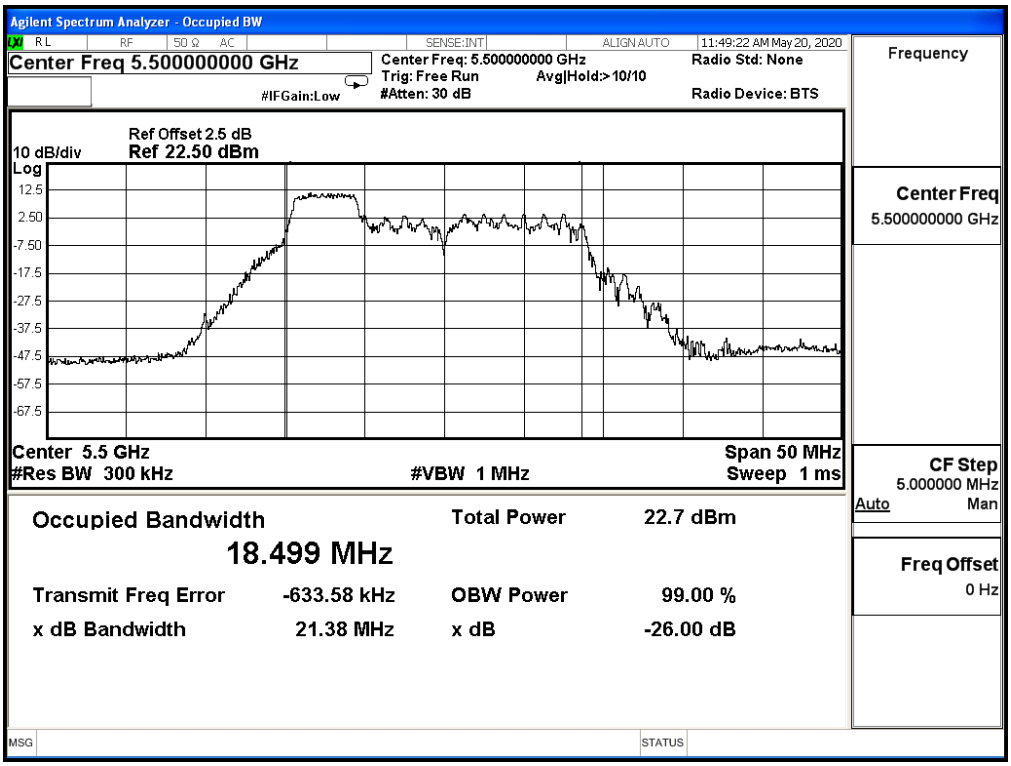


## Channel 100 - 106/53

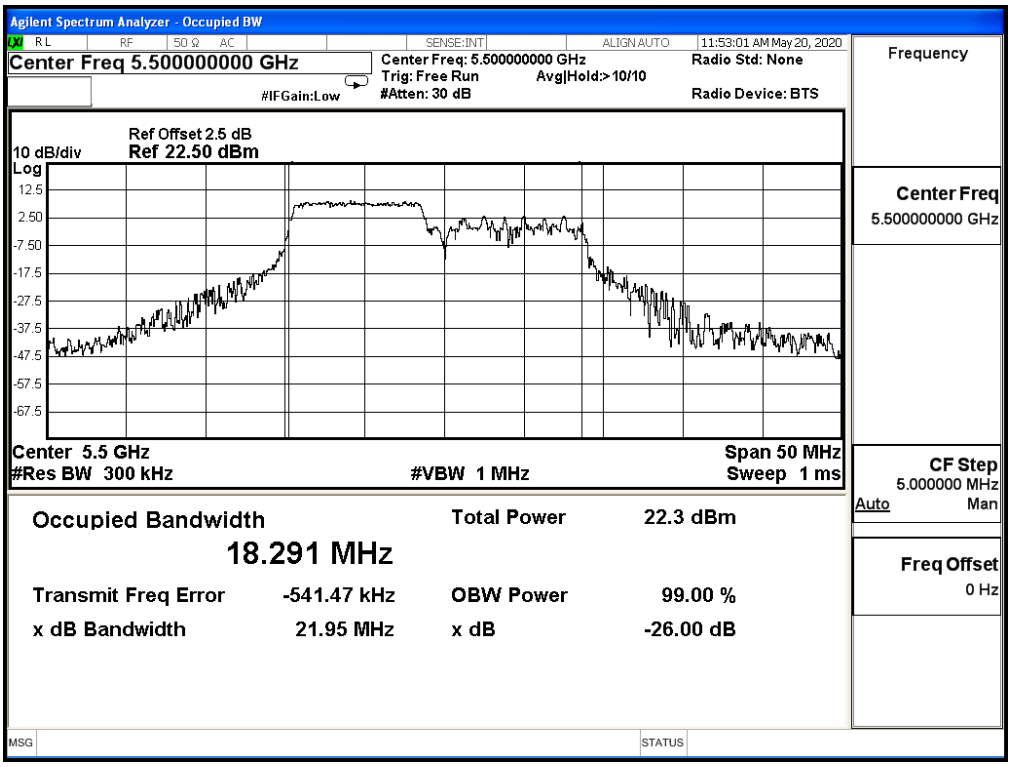

## Channel 140 - 26/8

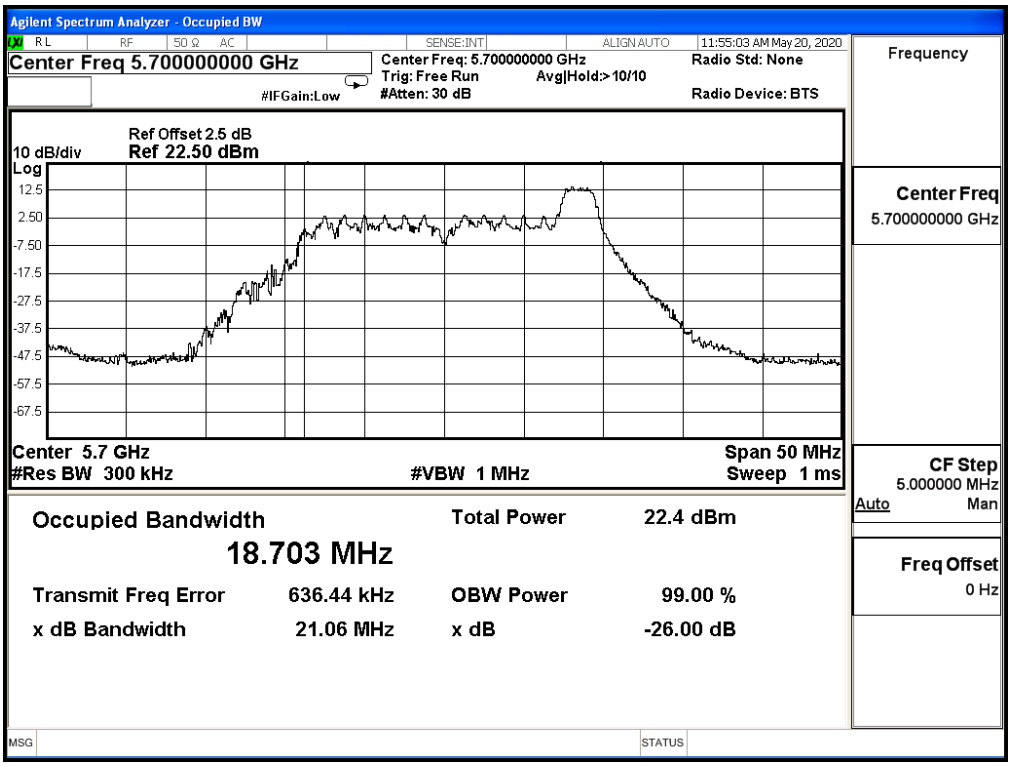


## Channel 140 - 52/40

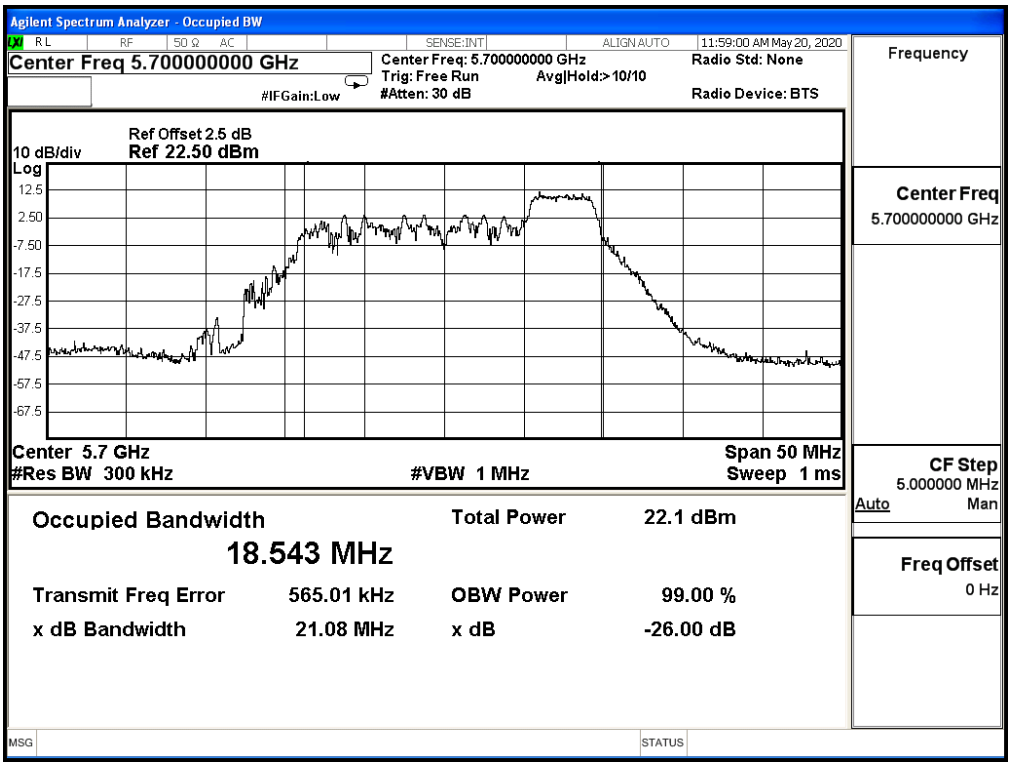

## Channel 140 - 106/54

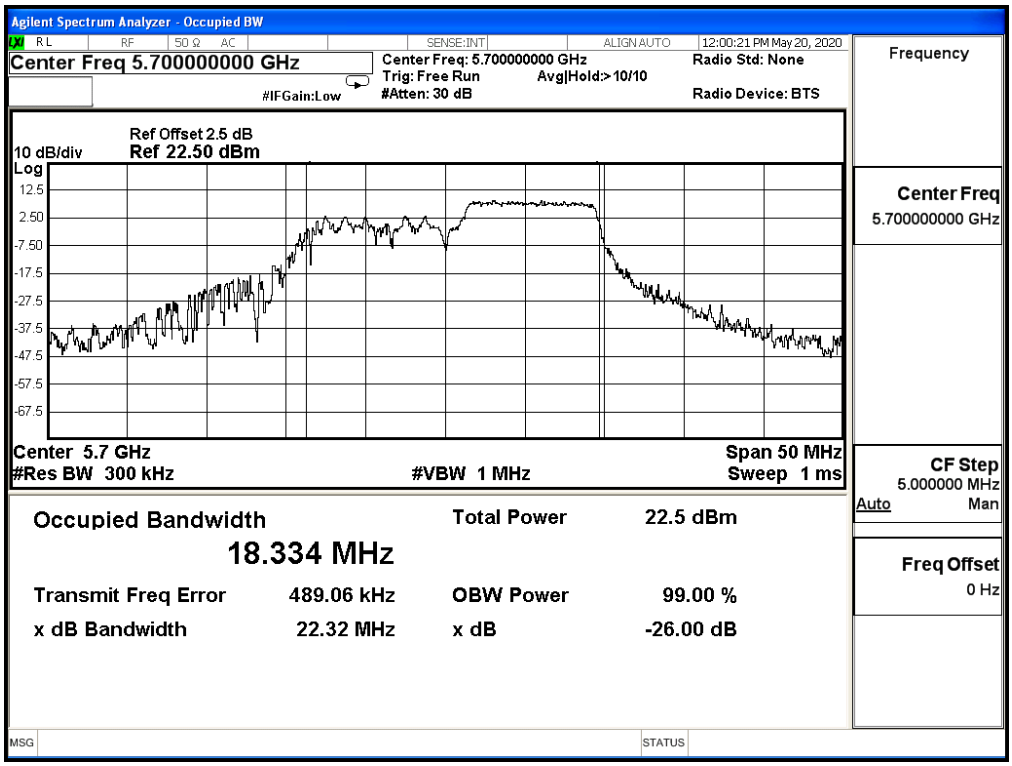

Product : Portable computer
Test Item : Maximum conducted output power
Test Date : 2020/05/18
Test Mode : Mode 16: SISO B: Transmit (802.11ax-40BW_17.2Mbps)

**RU config: Full**

| Cable loss=2.5dB | | Maximum conducted output power | | | | | | | | | | | |
|---|---|---|---|---|---|---|---|---|---|---|---|---|---|
| Channel No. | Frequency (MHz) | Data Rate (Mbps) | | | | | | | | | | | |
| | | MCS0 | MCS1 | MCS2 | MCS3 | MCS4 | MCS5 | MCS6 | MCS7 | MCS8 | MCS9 | MCS10 | MCS11 |
| | | Measurement Level (dBm) | | | | | | | | | | | |
| 38 | 5190 | 13.47 | -- | -- | -- | -- | -- | -- | -- | -- | -- | -- | -- |
| 46 | 5230 | 13.28 | 13.19 | 13.14 | 13.11 | 13.01 | 13.00 | 12.92 | 12.91 | 12.89 | 12.81 | 12.76 | 12.68 |
| 54 | 5270 | 13.41 | -- | -- | -- | -- | -- | -- | -- | -- | -- | -- | -- |
| 62 | 5310 | 13.42 | 13.33 | 13.3 | 13.26 | 13.18 | 13.15 | 13.07 | 13.01 | 12.92 | 12.90 | 12.80 | 12.73 |
| 102 | 5510 | 13.43 | -- | -- | -- | -- | -- | -- | -- | -- | -- | -- | -- |
| 110 | 5550 | 13.48 | 13.41 | 13.35 | 13.32 | 13.23 | 13.22 | 13.20 | 13.18 | 13.10 | 13.00 | 12.92 | 12.89 |
| 134 | 5670 | 13.46 | 13.4 | 13.38 | 13.35 | 13.29 | 13.21 | 13.17 | 13.1 | 13.09 | 13 | 12.92 | 12.91 |
| 142F(Band3) | 5710 | 13.04 | 12.97 | 12.92 | 12.83 | 12.79 | 12.69 | 12.62 | 12.59 | 12.53 | 12.48 | 12.4 | 12.36 |
| 142F(Band4) | 5710 | 0.2 | 0.16 | 0.1 | 0.07 | 0.04 | -0.04 | -0.11 | -0.2 | -0.27 | -0.32 | -0.35 | -0.4 |
| 151 | 5755 | 13.37 | 13.28 | 13.21 | 13.11 | 13.07 | 13.03 | 12.93 | 12.87 | 12.82 | 12.79 | 12.76 | 12.66 |
| 159 | 5795 | 13.42 | 13.4 | 13.35 | 13.25 | 13.19 | 13.12 | 13.09 | 13.08 | 12.98 | 12.97 | 12.93 | 12.90 |

Note: Maximum conducted output power Value =Reading value on average power meter + cable loss

**Maximum conducted output power Measurement:**

| Channel No | Frequency Range (MHz) | 26dB Bandwidth (MHz) | Output Power (dBm) | Output Power Limit | | Result |
|---|---|---|---|---|---|---|
| | | | | (dBm) | dBm+10log(BW) | |
| 38 | 5190 | -- | 13.47 | 24 | -- | Pass |
| 46 | 5230 | -- | 13.28 | 24 | -- | Pass |
| 54 | 5270 | 41.750 | 13.41 | 24 | 27.21 | Pass |
| 62 | 5310 | 41.490 | 13.42 | 24 | 27.18 | Pass |
| 102 | 5510 | 41.950 | 13.43 | 24 | 27.23 | Pass |
| 110 | 5550 | 41.280 | 13.48 | 24 | 27.16 | Pass |
| 134 | 5670 | 41.840 | 13.46 | 24 | 27.22 | Pass |
| 142F(Band3) | 5710 | 35.700 | 13.04 | 24 | 26.53 | Pass |
| 142F(Band4) | 5710 | 5.700 | 0.2 | 30 | 18.56 | Pass |
| 151 | 5755 | -- | 13.37 | 30 | -- | Pass |
| 159 | 5795 | -- | 13.42 | 30 | -- | Pass |

**RU config: Other**

| Channel No / Frequency (MHz) | RU setting | Average Power Output (dBm) | | | | | | | | | | | | |
|---|---|---|---|---|---|---|---|---|---|---|---|---|---|---|
| | | Data Rate (Mbps) | | | | | | | | | | | | Required Limi |
| | | MCS0 | -- | -- | -- | -- | -- | -- | -- | -- | -- | -- | -- | |
| 38 / 5190 | 242/61 | 13.42 | -- | -- | -- | -- | -- | -- | -- | -- | -- | -- | -- | <24dBm |
| 62 / 5310 | 242/62 | 13.38 | -- | -- | -- | -- | -- | -- | -- | -- | -- | -- | -- | <24dBm |
| 102 / 5510 | 242/61 | 13.43 | -- | -- | -- | -- | -- | -- | -- | -- | -- | -- | -- | <24dBm |
| 134 / 5670 | 242/62 | 13.49 | -- | -- | -- | -- | -- | -- | -- | -- | -- | -- | -- | <24dBm |
| 151 / 5755 | 242/61 | 13.41 | -- | -- | -- | -- | -- | -- | -- | -- | -- | -- | -- | <24dBm |

**Maximum conducted output power Measurement:**

| Channel No /Frequency Range (MHz) | RU setting | 26dB Bandwidth (MHz) | Output Power (dBm) | Output Power Limit | | Result |
|---|---|---|---|---|---|---|
| | | | | (dBm) | dBm+10log(BW) | |
| 38 / 5190 | 242/61 | -- | 13.42 | 24 | -- | Pass |
| 62 / 5310 | 242/62 | 25.330 | 13.38 | 24 | 25.04 | Pass |
| 102 / 5510 | 242/61 | 25.540 | 13.43 | 24 | 25.07 | Pass |
| 134 / 5670 | 242/62 | 23.020 | 13.49 | 24 | 24.62 | Pass |
| 151 / 5755 | 242/61 | -- | 13.41 | 30 | -- | Pass |

**RU config: Full**

**26dB Occupied Bandwidth:**

**Channel 54**

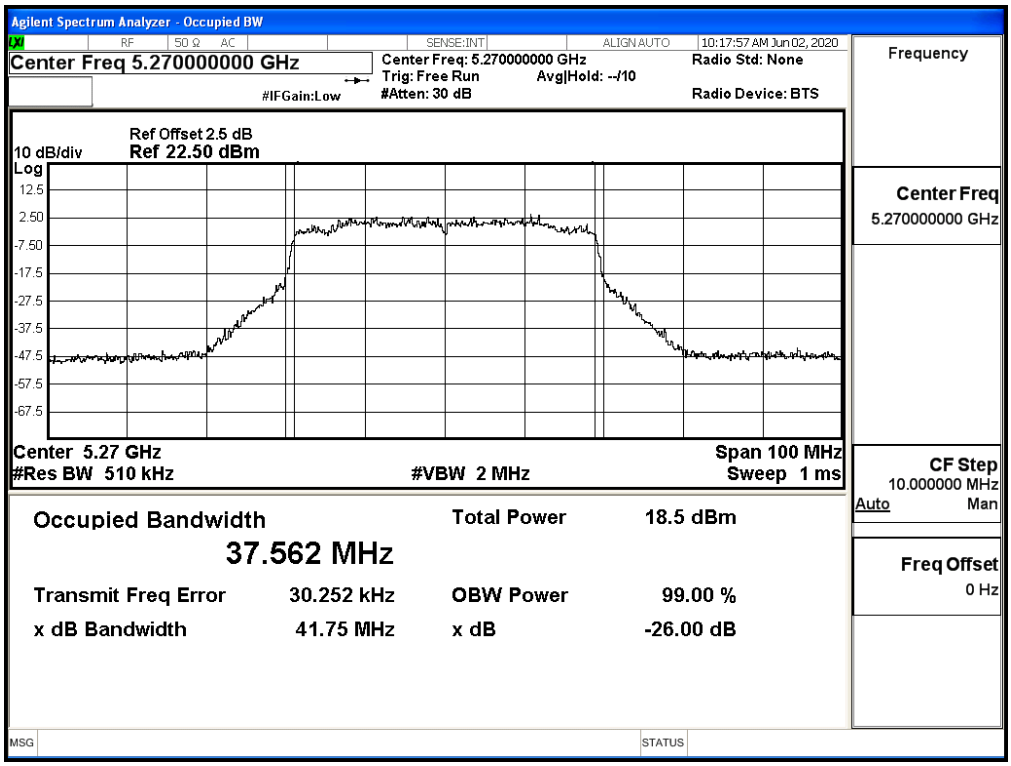


**Channel 62**

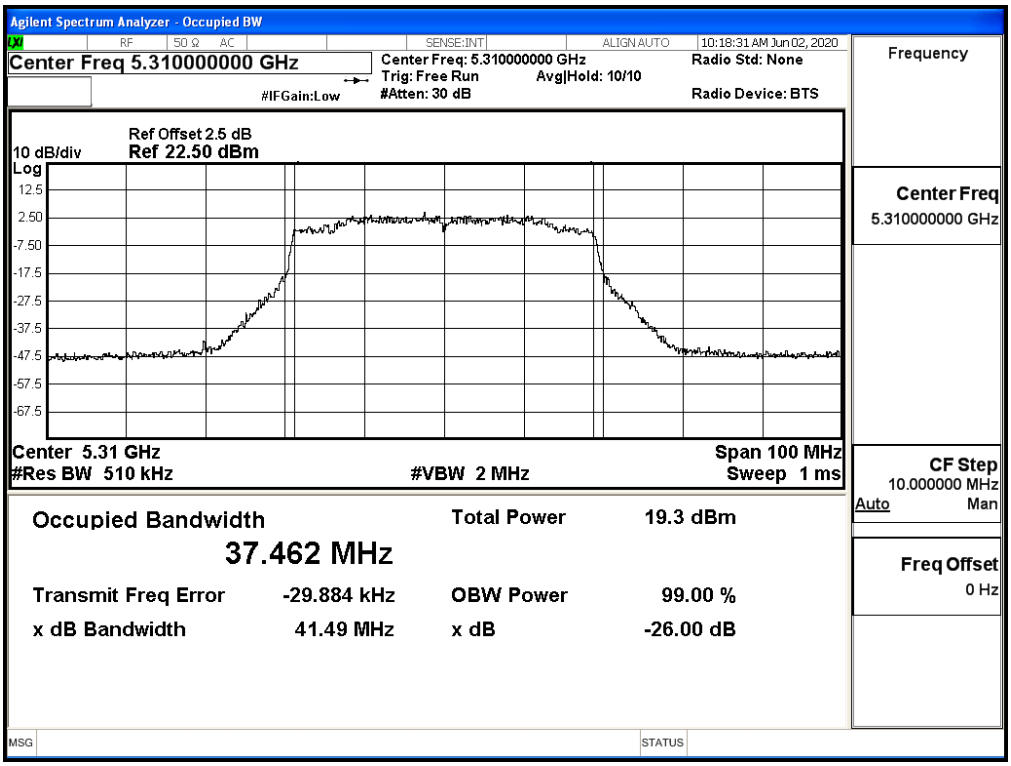

## Channel 102

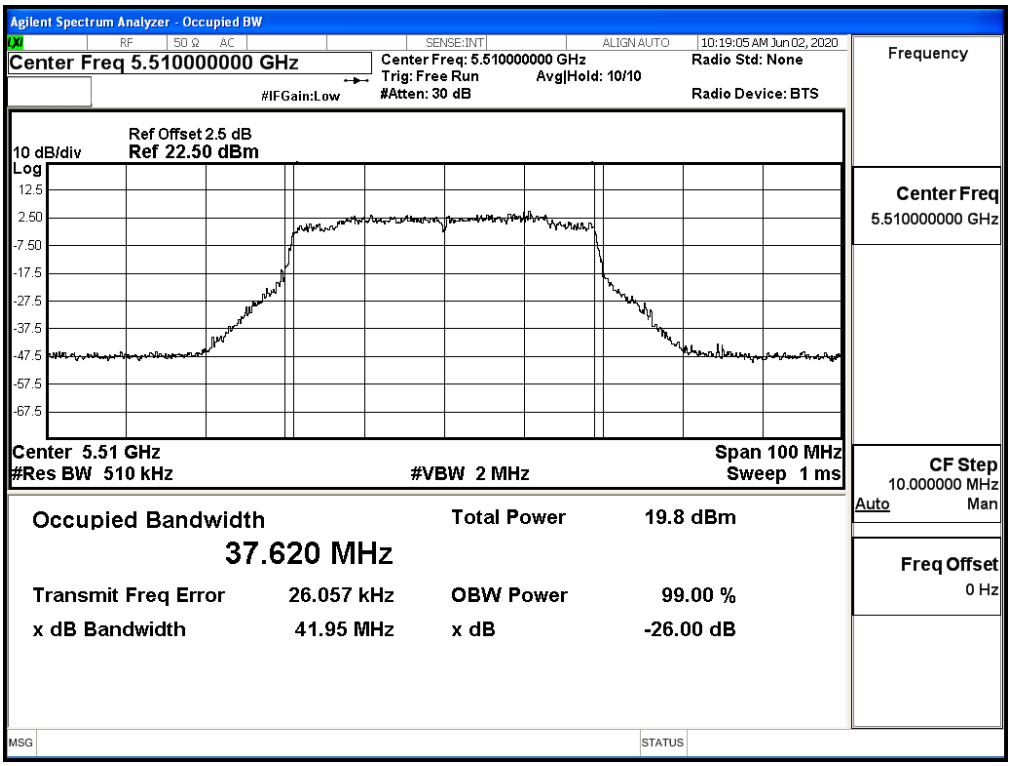


## Channel 110

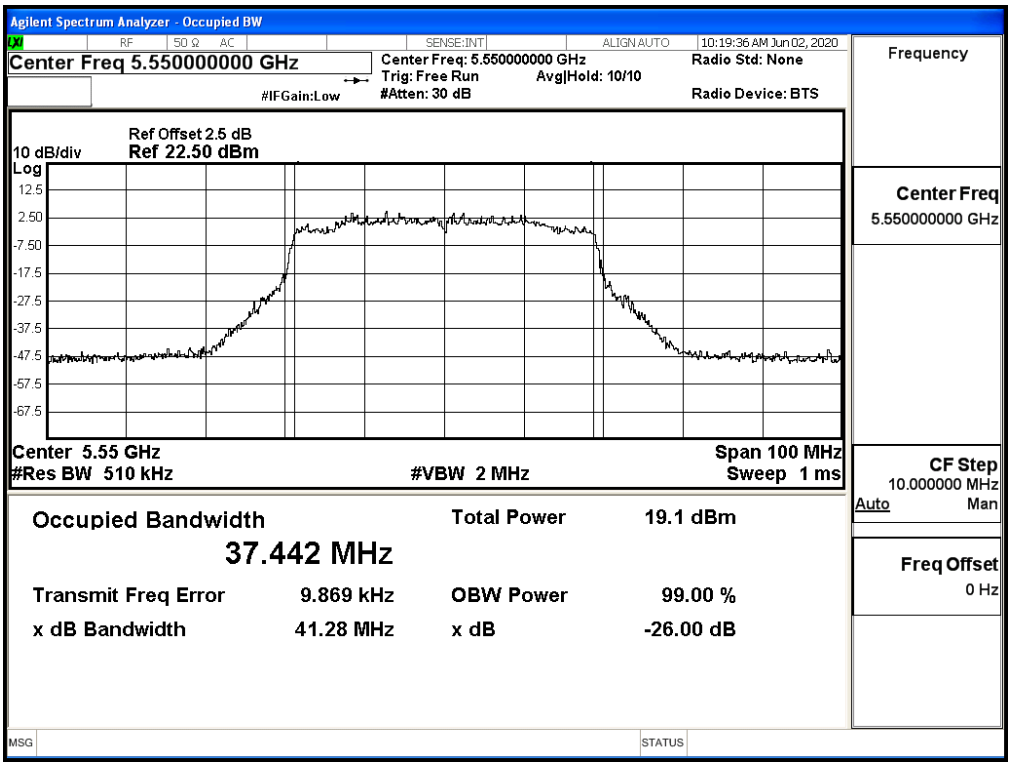

## Channel 134

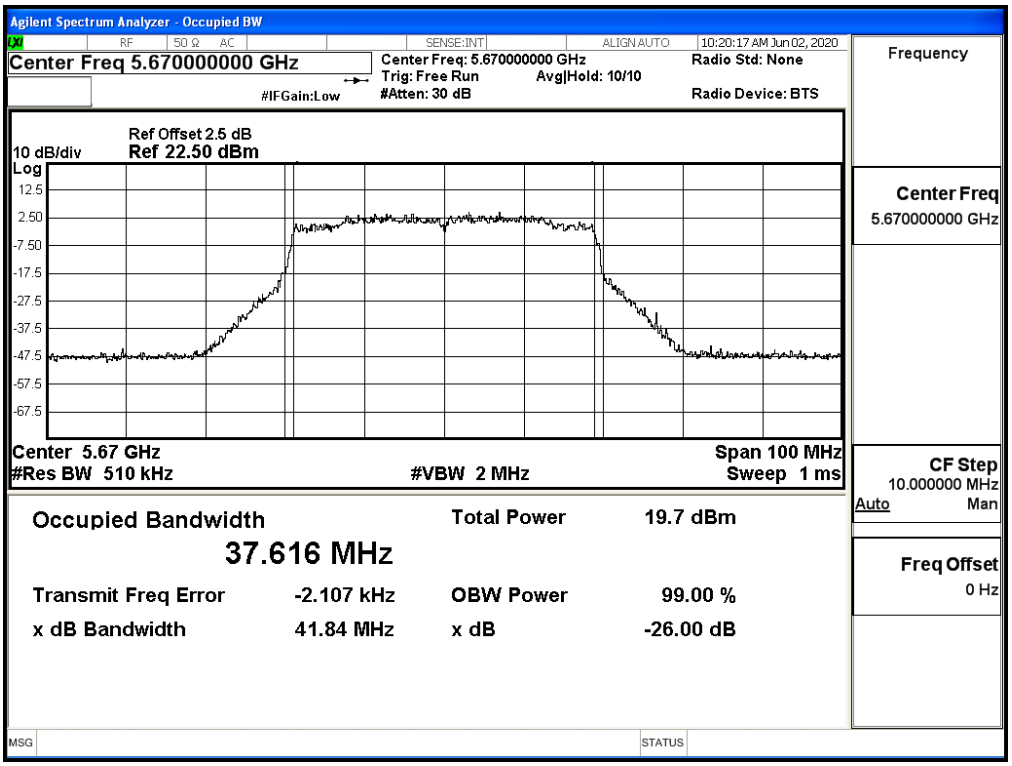


## Channel 142

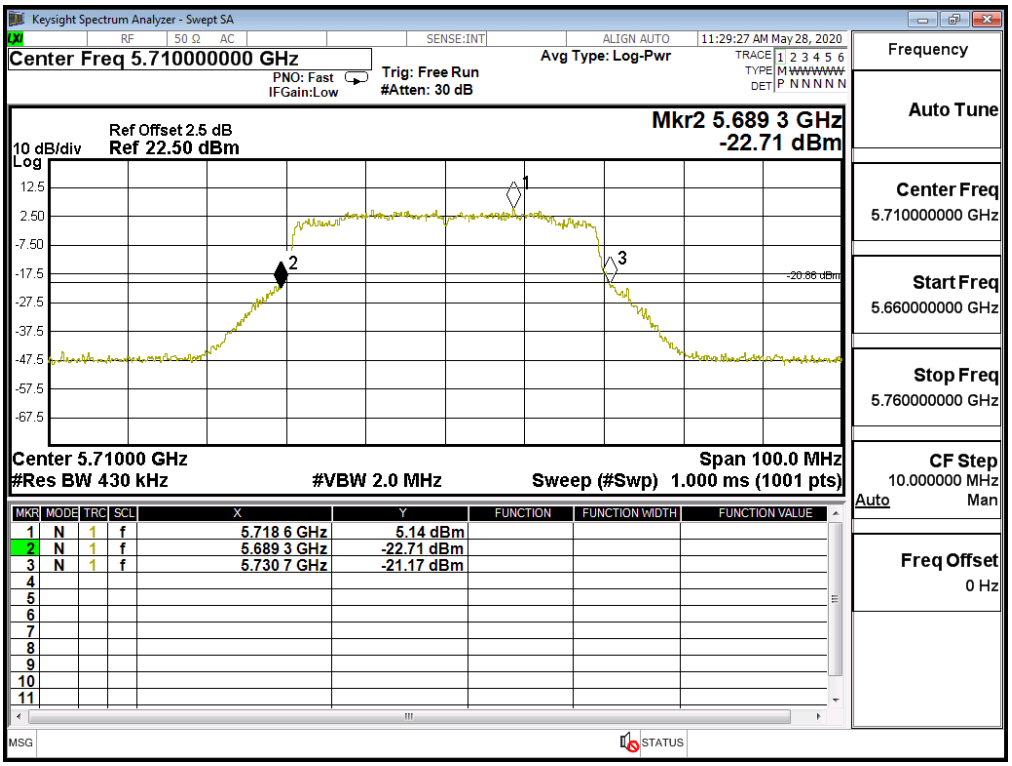

**RU config: Full**

**Maximum conducted output power:**

**Channel 142 (Band3)**

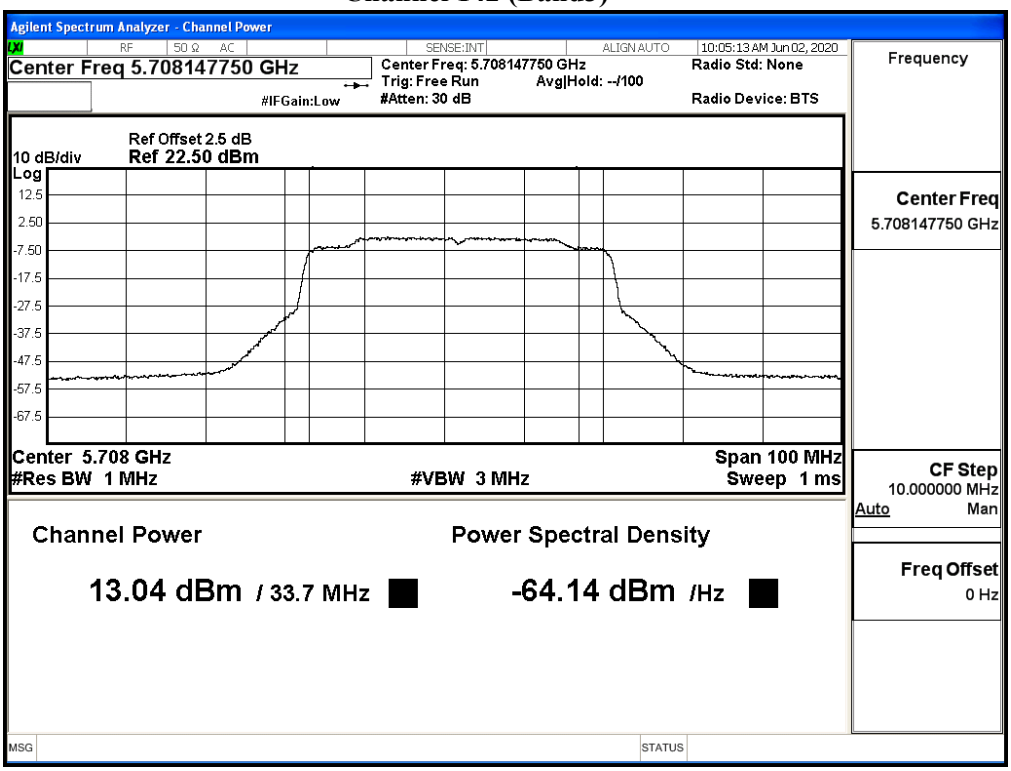


**Maximum conducted output power:**

**Channel 142 (Band4)**

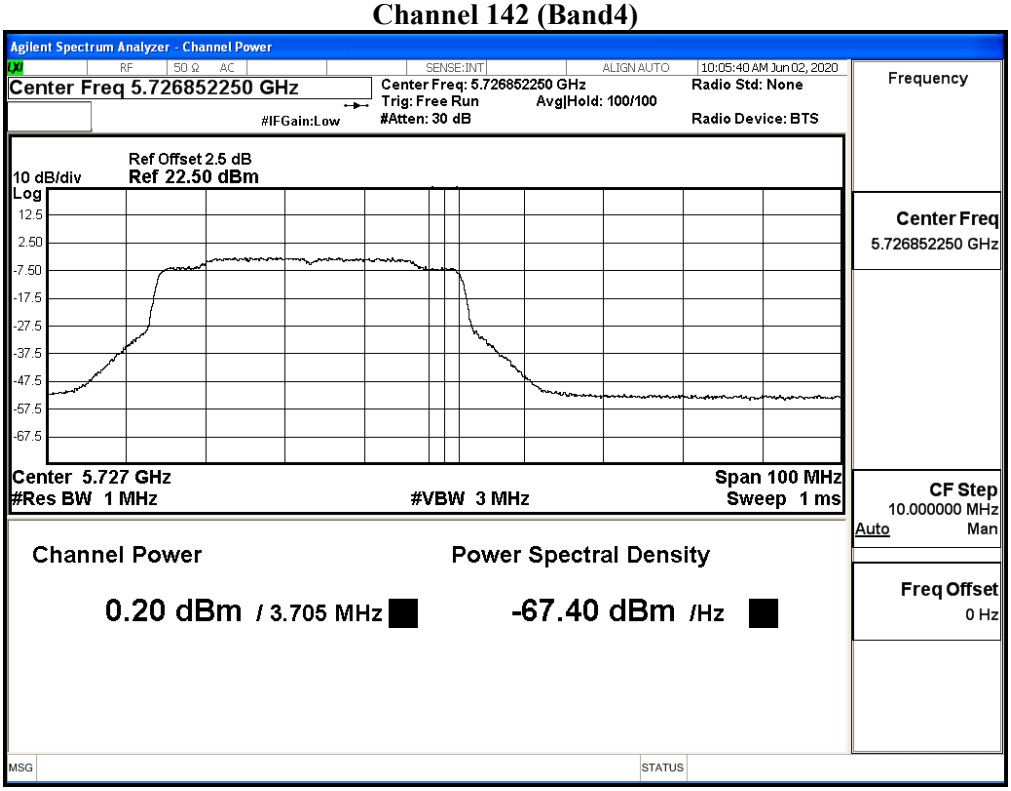

**RU config: Other**

**26dB Occupied Bandwidth:**
**Channel 62 - 242/62**

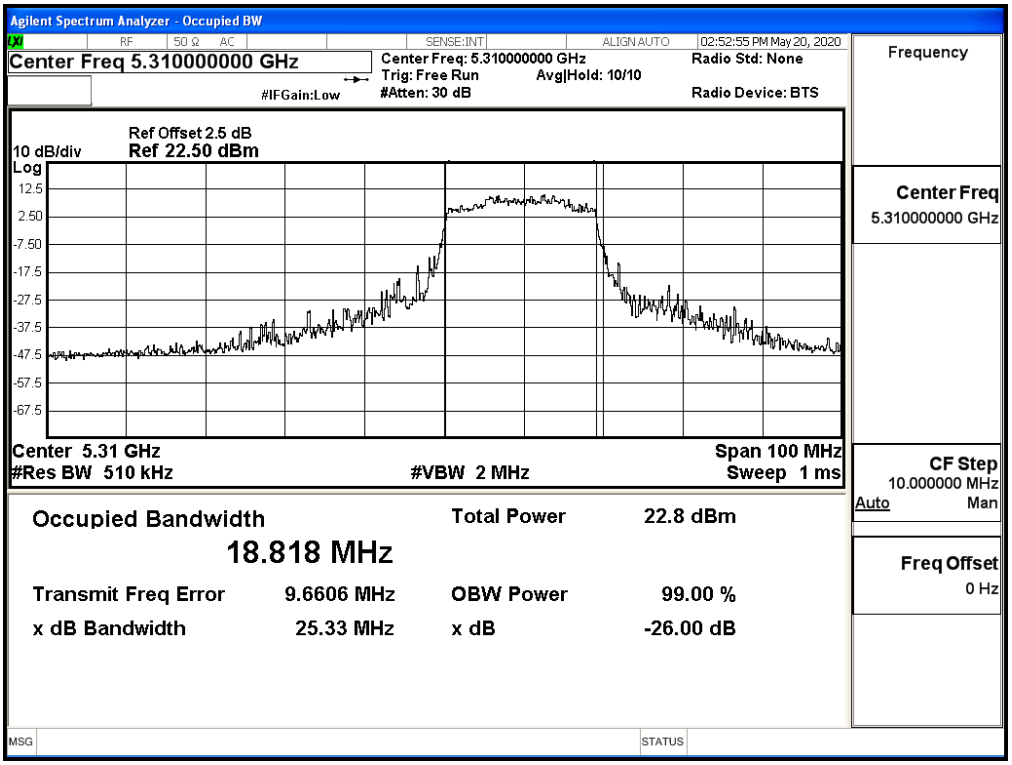


**Channel 102 - 242/61**

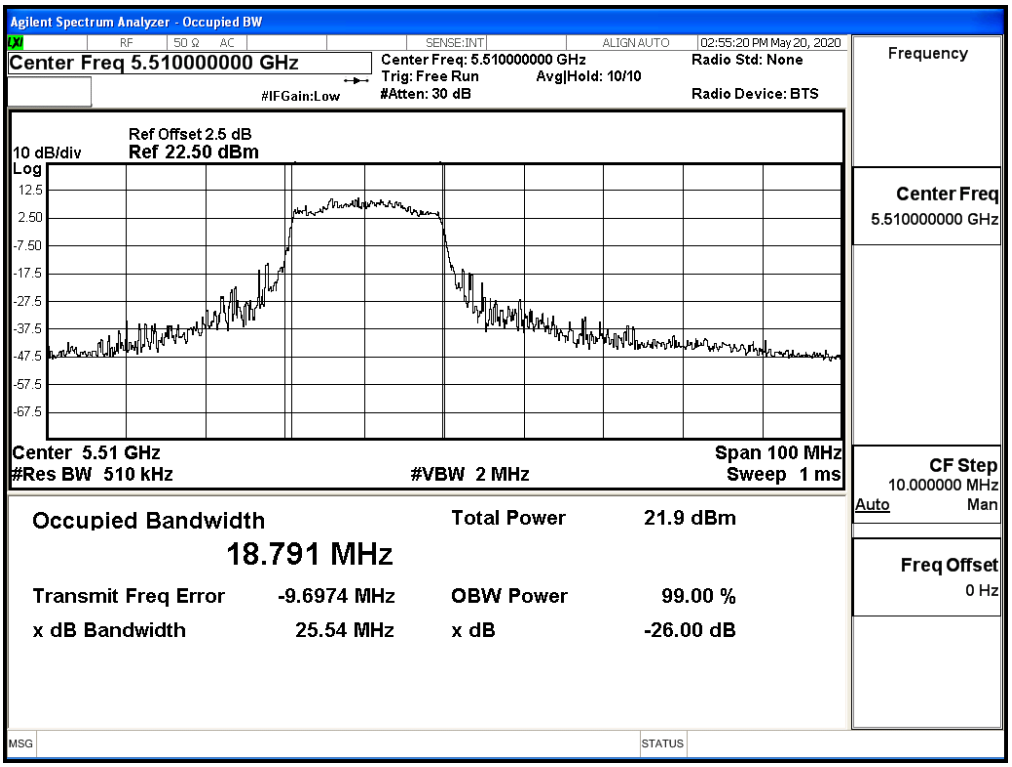

## Channel 134 - 242/62

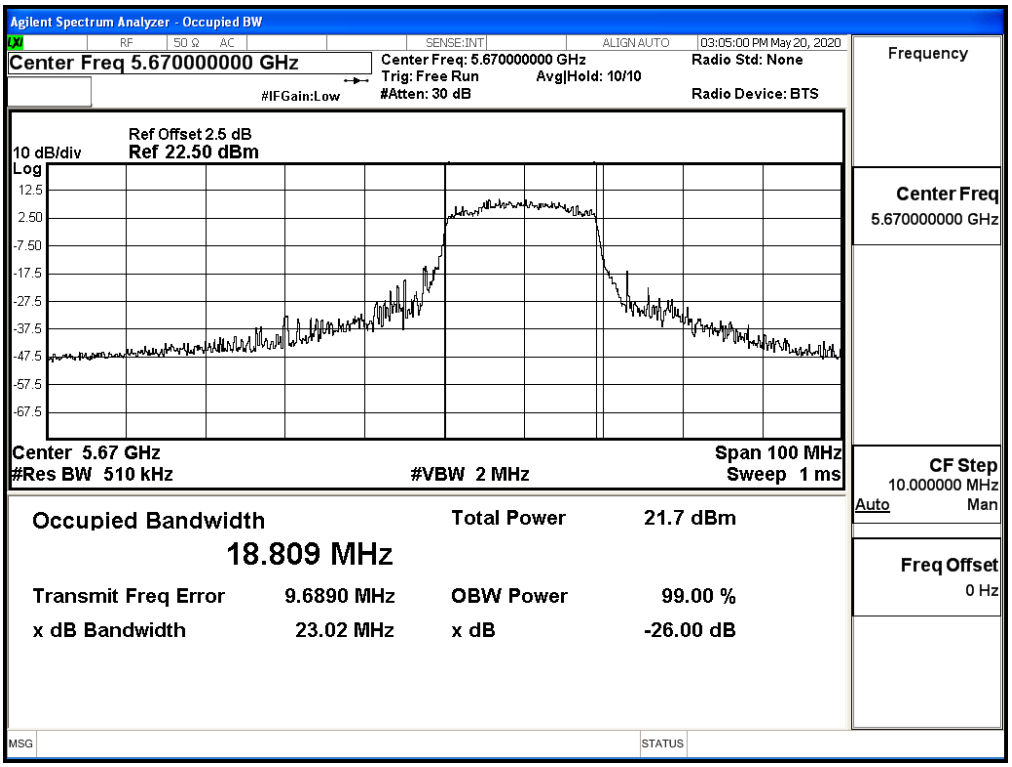

Product : Portable computer
Test Item : Maximum conducted output power
Test Date : 2020/05/18
Test Mode : Mode 17: SISO B: Transmit (802.11ax-80BW_36Mbps)

**RU config: Full**

| Cable loss=2.5dB | | Maximum conducted output power | | | | | | | | | | | |
|---|---|---|---|---|---|---|---|---|---|---|---|---|---|
| Channel No | Frequency (MHz) | Data Rate (Mbps) | | | | | | | | | | | |
| | | MCS0 | MCS1 | MCS2 | MCS3 | MCS4 | MCS5 | MCS6 | MCS7 | MCS8 | MCS9 | MCS10 | MCS11 |
| 42 | 5210 | 13.21 | 13.2 | 13.17 | 13.13 | 13.12 | 13.06 | 13 | 12.98 | 12.89 | 12.79 | 12.77 | 12.67 |
| 58 | 5290 | 13.29 | 13.25 | 13.16 | 13.14 | 13.12 | 13.09 | 13.04 | 13.03 | 12.98 | 12.95 | 12.90 | 12.80 |
| 106ac80 | 5530 | 13.33 | 13.28 | 13.21 | 13.2 | 13.18 | 13.09 | 13.02 | 12.94 | 12.92 | 12.85 | 12.79 | 12.71 |
| 122ac80 | 5610 | 13.49 | 13.47 | 13.4 | 13.31 | 13.28 | 13.18 | 13.17 | 13.07 | 13.03 | 13.00 | 12.98 | 12.93 |
| 138ac80(Band3) | 5690 | 13.34 | 13.27 | 13.21 | 13.15 | 13.11 | 13.06 | 12.96 | 12.9 | 12.87 | 12.83 | 12.76 | 12.7 |
| 138ac80(Band4) | 5690 | -3.95 | -4.03 | -4.07 | -4.16 | -4.24 | -4.31 | -4.38 | -4.45 | -4.53 | -4.58 | -4.65 | -4.74 |
| 155ac80 | 5775 | 13.29 | 13.22 | 13.13 | 13.03 | 13 | 12.91 | 12.83 | 12.8 | 12.7 | 12.68 | 12.66 | 12.58 |

Note: Maximum conducted output power Value =Reading value on Spectrum Analyzer + cable loss

**Maximum conducted output power Measurement:**

| Channel No | Frequency Range (MHz) | 26dB Bandwidth (MHz) | Output Power (dBm) | Output Power Limit | | Result |
|---|---|---|---|---|---|---|
| | | | | (dBm) | dBm+10log(BW) | |
| 42 | 5210 | -- | 13.21 | 24 | -- | Pass |
| 58 | 5290 | 81.960 | 13.29 | 24 | 30.14 | Pass |
| 106ac80 | 5530 | 82.260 | 13.33 | 24 | 30.15 | Pass |
| 122ac80 | 5610 | 82.160 | 13.49 | 24 | 30.15 | Pass |
| 138ac80(Band3) | 5690 | 76.200 | 13.34 | 24 | 29.82 | Pass |
| 138ac80(Band4) | 5690 | -- | -3.95 | 30 | -- | Pass |
| 155ac80 | 5775 | -- | 13.29 | 30 | -- | Pass |

**RU config: Other**

| Channel No / Frequency Range (MHz) | RU setting | Maximum Conducted Power Output (dBm) | | | | | | | | | | | | |
|---|---|---|---|---|---|---|---|---|---|---|---|---|---|---|
| | | Data Rate (Mbps) | | | | | | | | | | | | Required Limit |
| | | MCS0 | -- | -- | -- | -- | -- | -- | -- | -- | -- | -- | -- | |
| 42/5210 | 484/65 | 13.49 | -- | -- | -- | -- | -- | -- | -- | -- | -- | -- | -- | <24dBm |
| 58/5290 | 484/66 | 13.41 | -- | -- | -- | -- | -- | -- | -- | -- | -- | -- | -- | <24dBm |
| 106/5530 | 484/65 | 13.42 | -- | -- | -- | -- | -- | -- | -- | -- | -- | -- | -- | <24dBm |
| 155/5775 | 484/65 | 13.33 | -- | -- | -- | -- | -- | -- | -- | -- | -- | -- | -- | <30dBm |

**Maximum conducted output power Measurement:**

| Channel No | Frequency Range (MHz) | 26dB Bandwidth (MHz) | Output Power (dBm) | Output Power Limit | | Result |
|---|---|---|---|---|---|---|
| | | | | (dBm) | dBm+10log(BW) | |
| 42/5210 | 484/65 | -- | 13.49 | 24 | -- | Pass |
| 58/5290 | 484/66 | 42.160 | 13.41 | 24 | 27.25 | Pass |
| 106/5530 | 484/65 | 49.780 | 13.42 | 24 | 27.97 | Pass |
| 155/5775 | 484/65 | -- | 13.33 | 30 | -- | Pass |

**RU config: Full**

**26dB Occupied Bandwidth:**

**Channel 58**

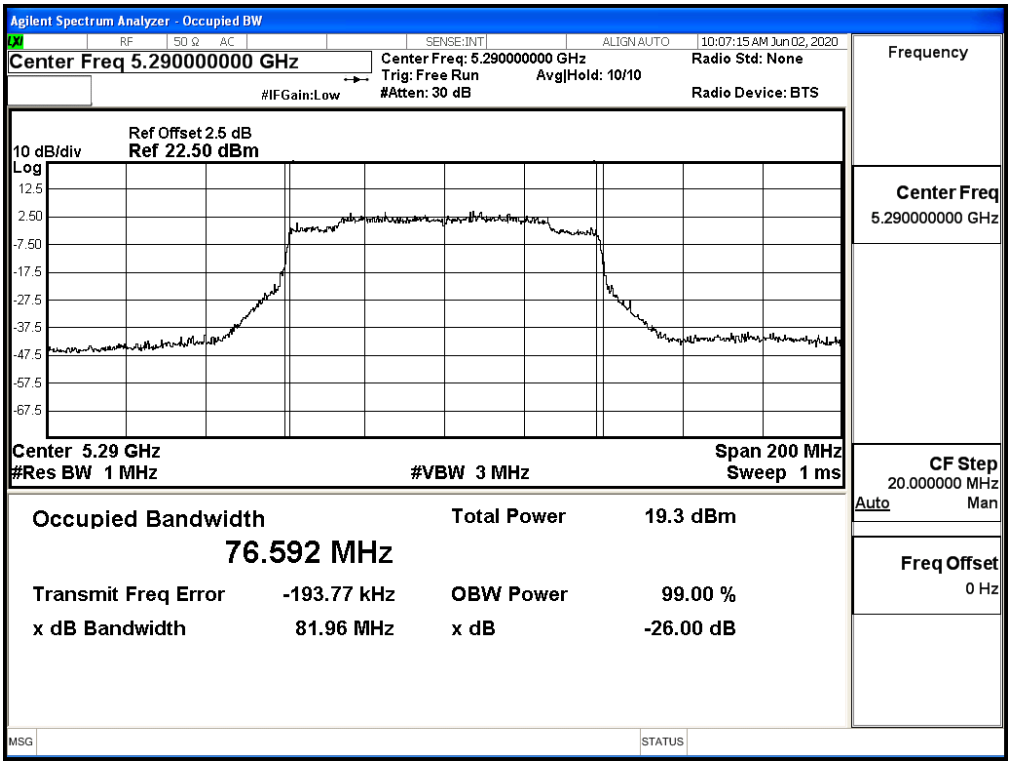


**Channel 106**

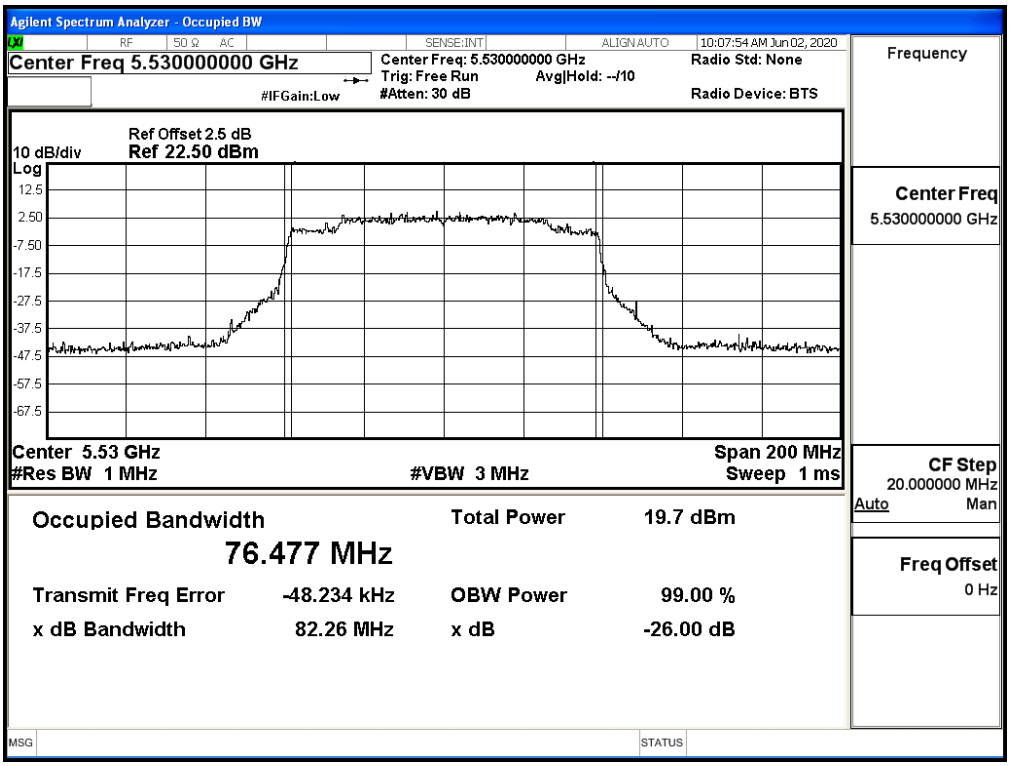

## Channel 122

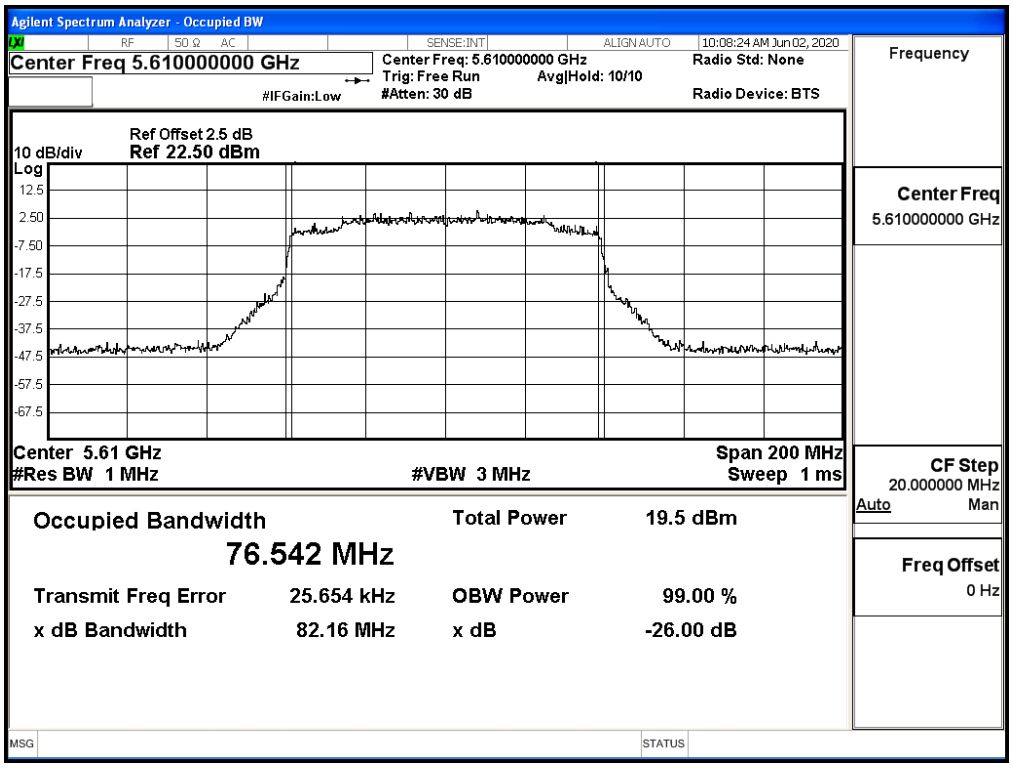


## Channel 138

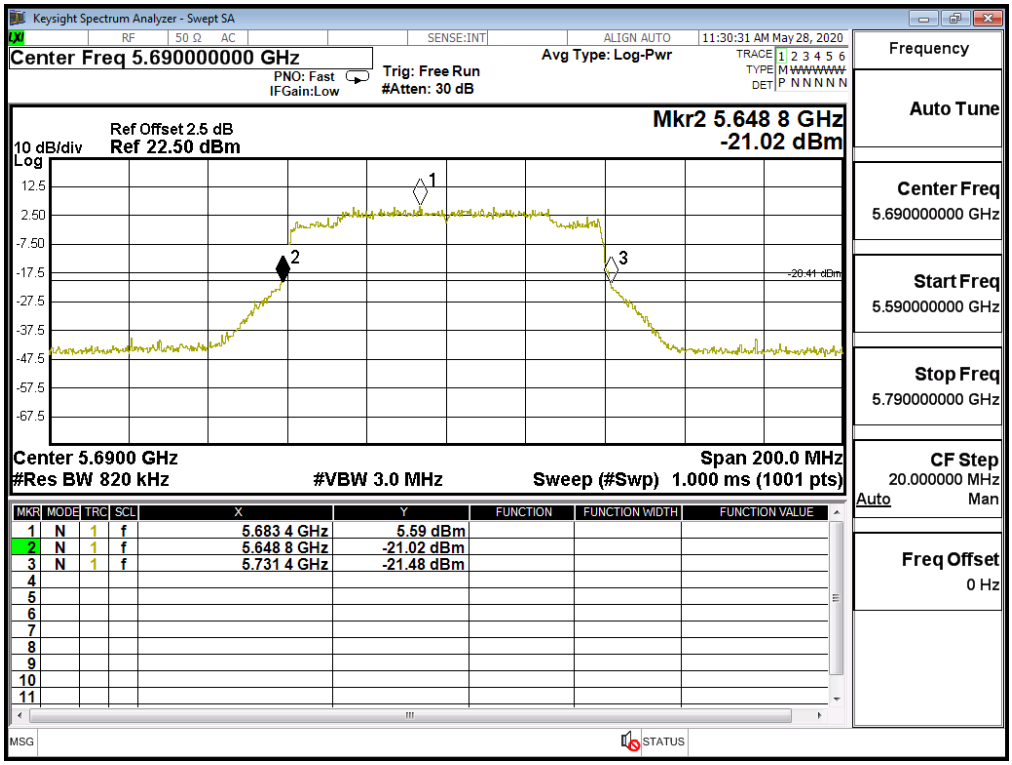

**RU config: Full**

**Maximum conducted output power:**

**Channel 138 (Band3)**

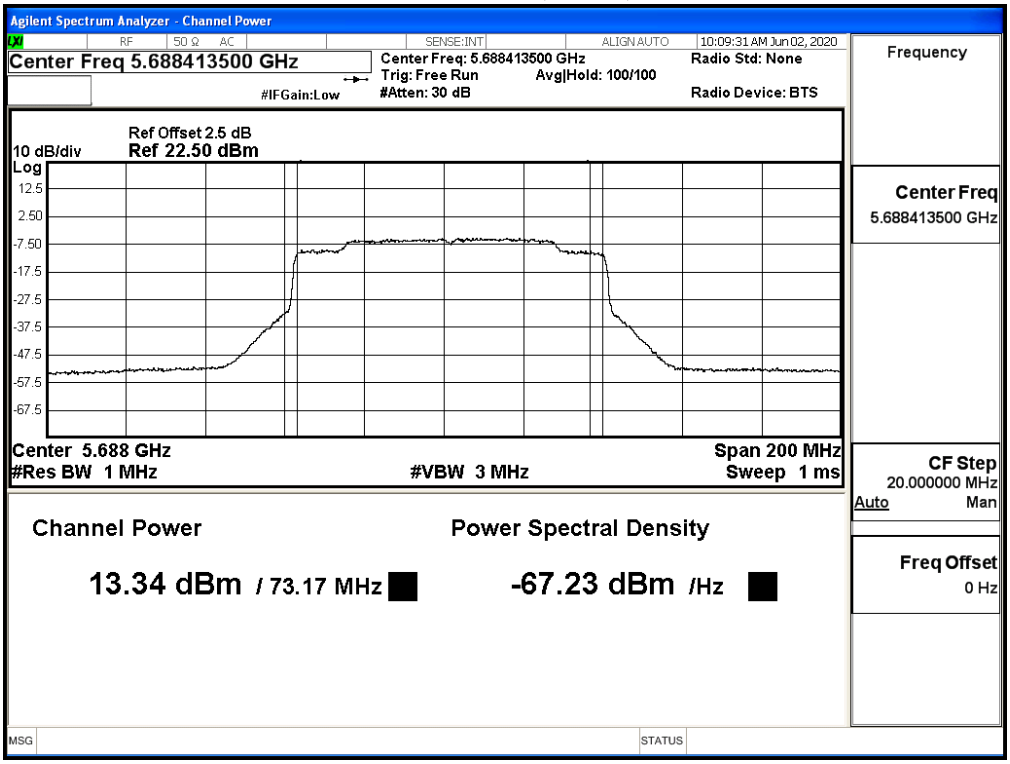


**Maximum conducted output power:**

**Channel 138 (Band4)**

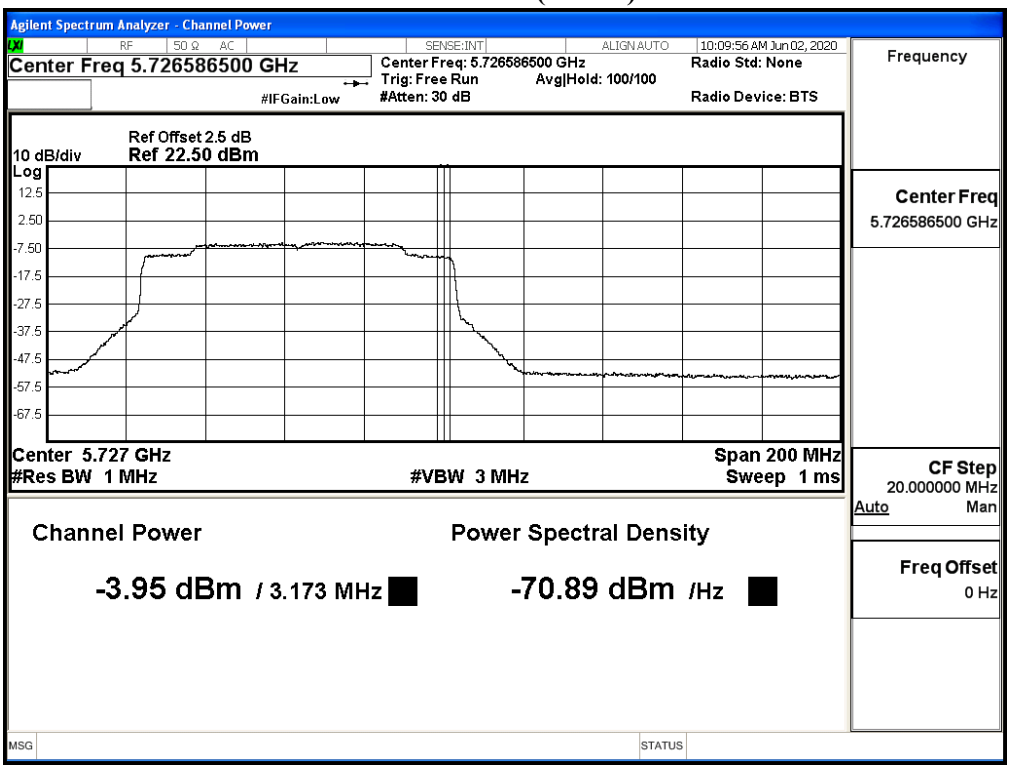

## RU config: Other

## 26dB Occupied Bandwidth:
## Channel 58 - 484/66

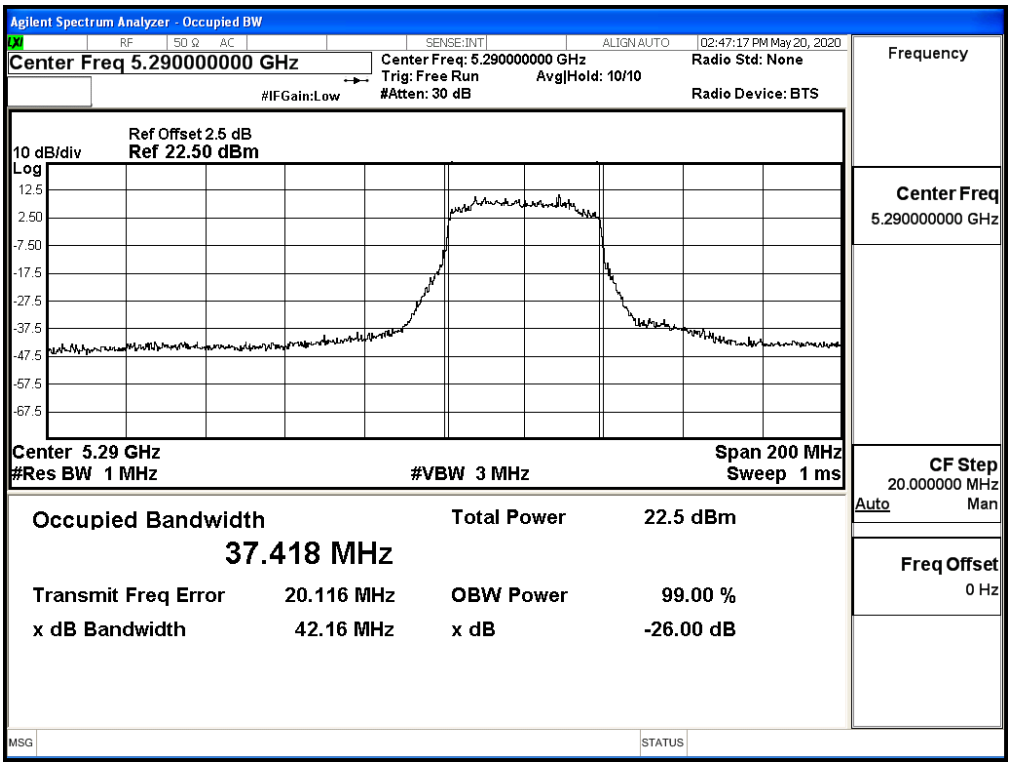


## Channel 106 - 484/65

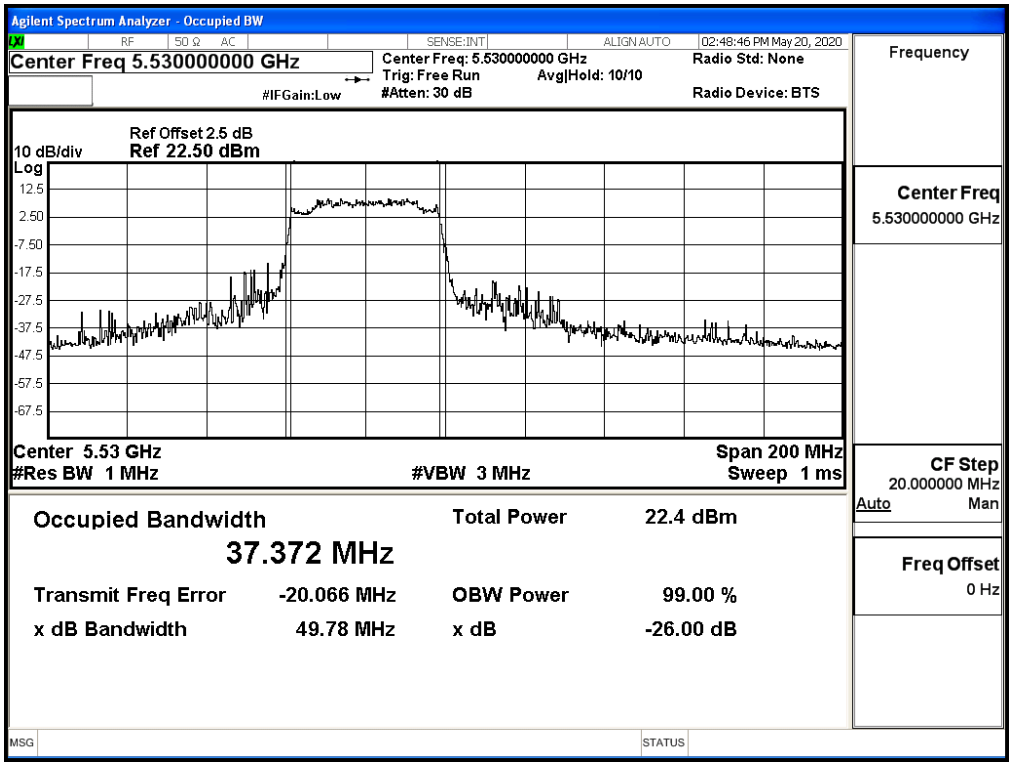

Product : Portable computer
Test Item : Maximum conducted output power
Test Date : 2020/05/18
Test Mode : Mode 18: SISO B: Transmit (802.11ax-160BW_72.1Mbps)

**RU config: Full**

| Cable loss=2.5dB | | Maximum conducted output power | | | | | | | | | | | |
|---|---|---|---|---|---|---|---|---|---|---|---|---|---|
| Channel No | Frequency (MHz) | Data Rate (Mbps) | | | | | | | | | | | |
| | | MCS0 | MCS1 | MCS2 | MCS3 | MCS4 | MCS5 | MCS6 | MCS7 | MCS8 | MCS9 | MCS10 | MCS11 |
| 50ac160(Band1) | 5250 | 10.5 | 10.44 | 10.41 | 10.35 | 10.27 | 10.2 | 10.1 | 10.07 | 10.03 | 9.99 | 9.9 | 9.86 |
| 50ac160(Band2) | 5250 | 10.4 | 10.37 | 10.31 | 10.28 | 10.21 | 10.11 | 10.08 | 10.01 | 9.92 | 9.88 | 9.79 | 9.72 |
| 114ac160 | 5570 | 13.46 | 13.41 | 13.31 | 13.3 | 13.25 | 13.23 | 13.22 | 13.17 | 13.16 | 13.09 | 13.03 | 12.93 |

Note: Maximum conducted output power Value =Reading value on Spectrum Analyzer + cable loss

**Maximum conducted output power Measurement:**

| Channel No | Frequency Range (MHz) | 26dB Bandwidth (MHz) | Output Power (dBm) | Output Power Limit | | Result |
|---|---|---|---|---|---|---|
| | | | | (dBm) | dBm+10log(BW) | |
| 50ac160(Band1) | 5250 | -- | 10.5 | 24 | -- | Pass |
| 50ac160(Band2) | 5250 | 81.550 | 10.4 | 24 | 21.17 | Pass |
| 114ac160 | 5570 | 163.100 | 13.46 | 24 | 22.29 | Pass |

**RU config: Other**

| Channel No / Frequency (MHz) | RU setting | Average Power Output (dBm) | | | | | | | | | | | | |
|---|---|---|---|---|---|---|---|---|---|---|---|---|---|---|
| | | Data Rate (Mbps) | | | | | | | | | | | | Required Limit |
| | | MCS0 | -- | -- | -- | -- | -- | -- | -- | -- | -- | -- | -- | |
| 50/5250 | 996/67 | 13.47 | -- | -- | -- | -- | -- | -- | -- | -- | -- | -- | -- | <24dBm |
| | 996/S67 | 13.48 | -- | -- | -- | -- | -- | -- | -- | -- | -- | -- | -- | <24dBm |
| 114/5570 | 996/67 | 13.48 | -- | -- | -- | -- | -- | -- | -- | -- | -- | -- | -- | <24dBm |
| | 996/S67 | 13.48 | -- | -- | -- | -- | -- | -- | -- | -- | -- | -- | -- | <24dBm |

**Maximum conducted output power Measurement:**

| Channel No | Frequency Range (MHz) | 26dB Bandwidth (MHz) | Output Power (dBm) | Output Power Limit | | Result |
|---|---|---|---|---|---|---|
| | | | | (dBm) | dBm+10log(BW) | |
| 50/5250 | 996/67 | -- | 13.47 | 24 | -- | Pass |
| | 996/S67 | -- | 13.48 | 24 | -- | Pass |
| 114/5570 | 996/67 | 83.650 | 13.48 | 24 | 22.30 | Pass |
| | 996/S67 | 84.070 | 13.48 | 24 | 22.30 | Pass |

**RU config: Full**

**26dB Occupied Bandwidth:**

**Channel 50**

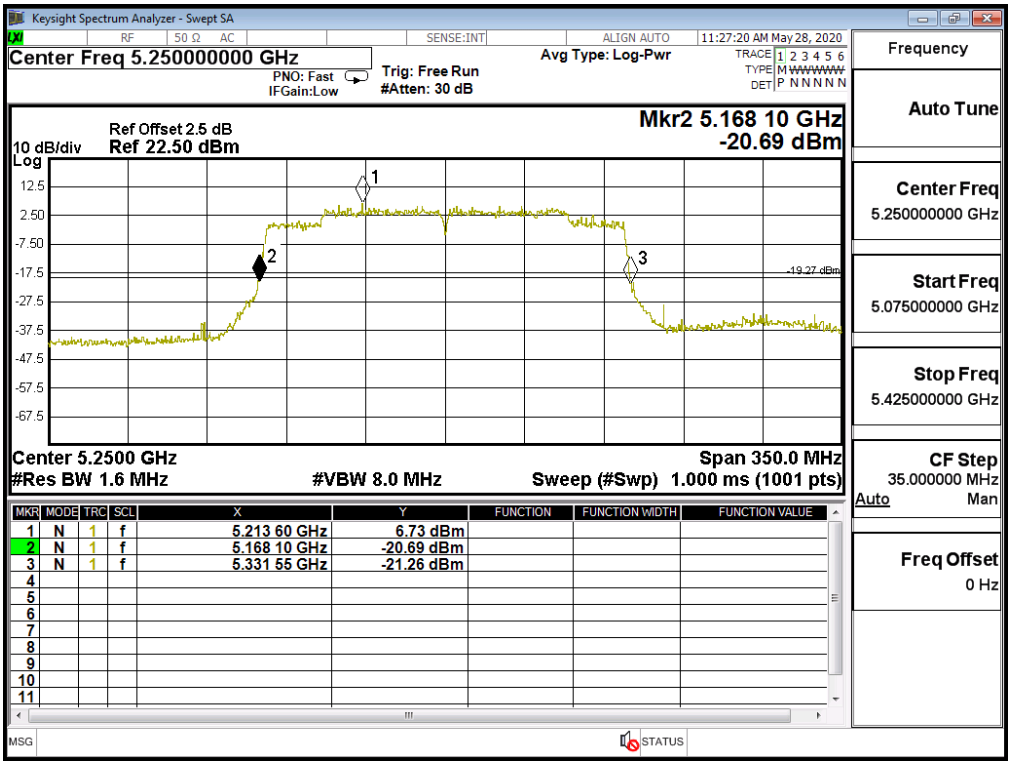


**Channel 114**

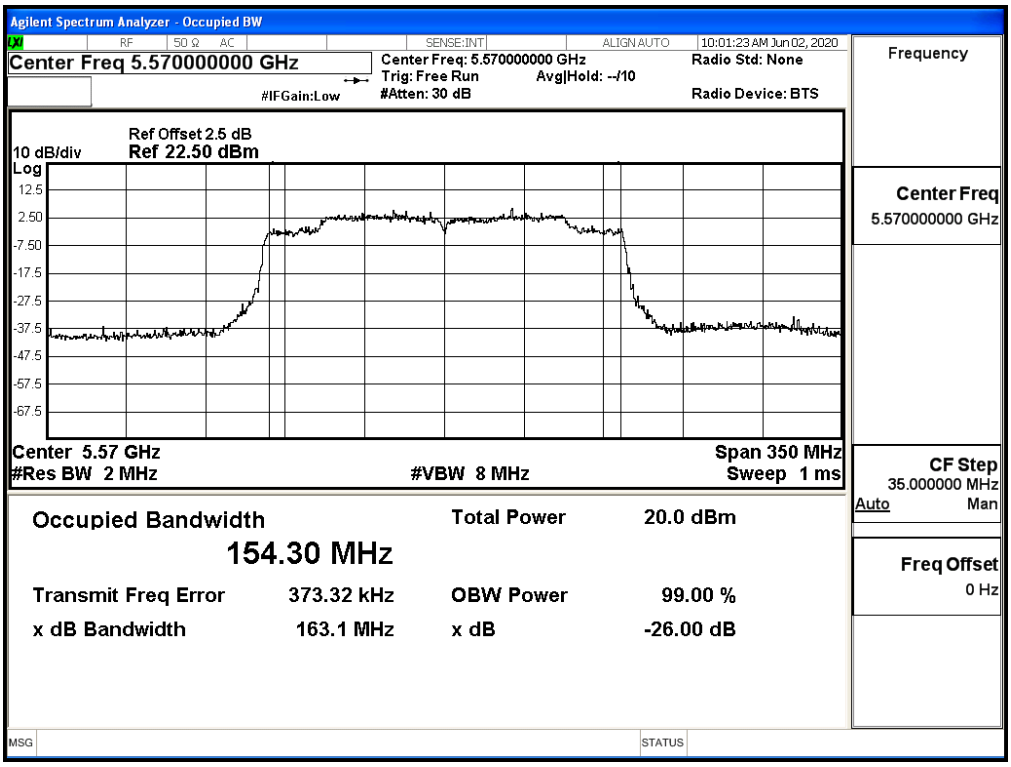

**RU config: Full**

**Maximum conducted output power:**

**Channel 50 (Band1)**

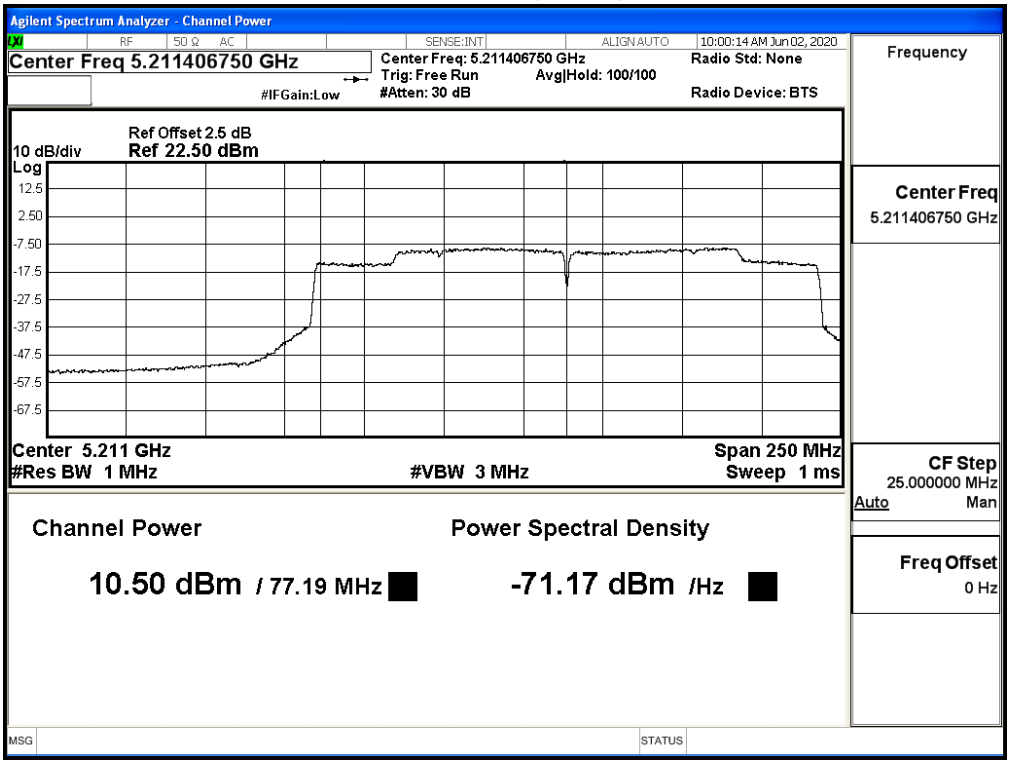


**Maximum conducted output power:**

**Channel 50 (Band2)**

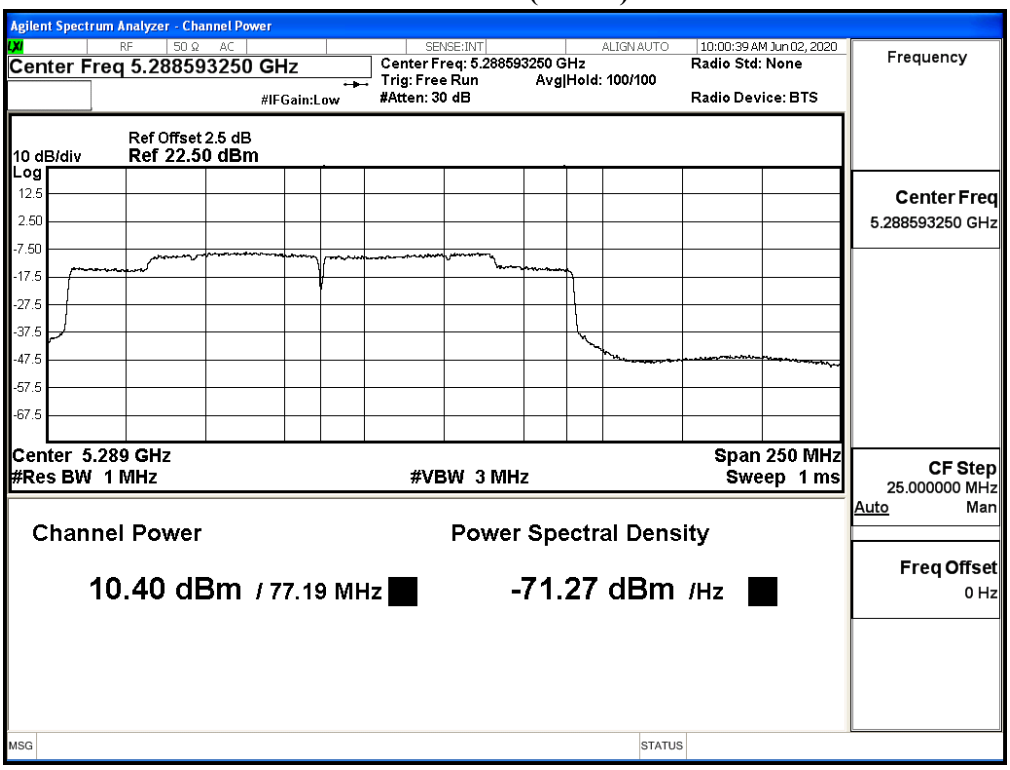

**RU config: Other**

**26dB Occupied Bandwidth:**

**Channel 114 - 996/67**

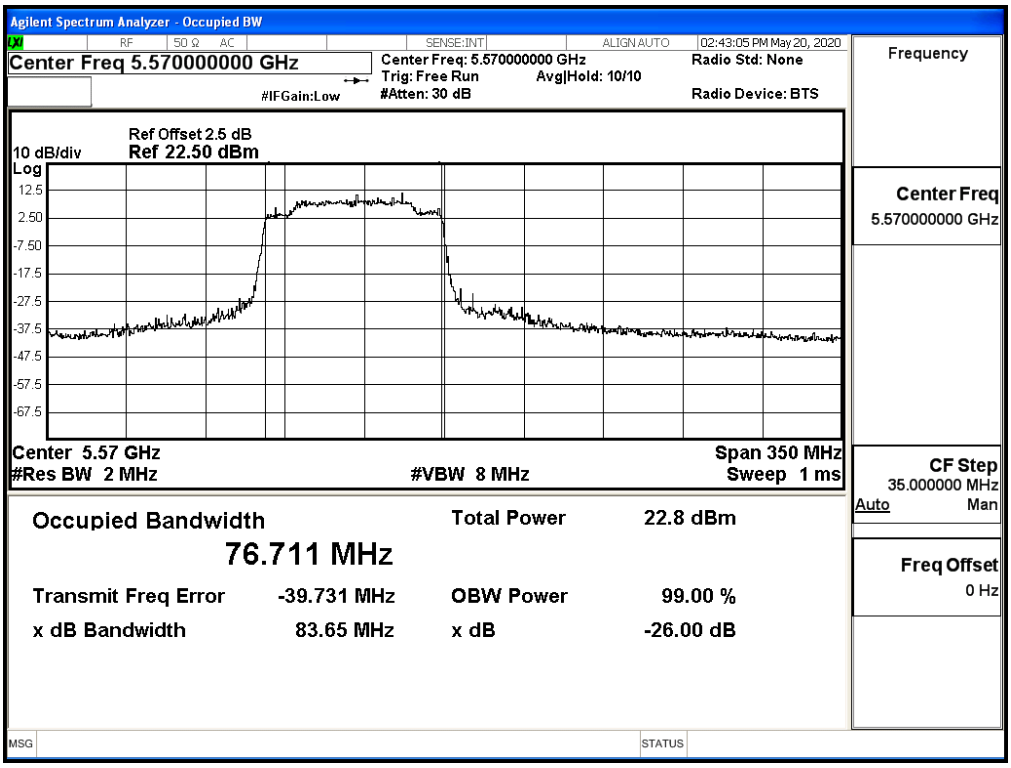


**Channel 114 - 996/S67**

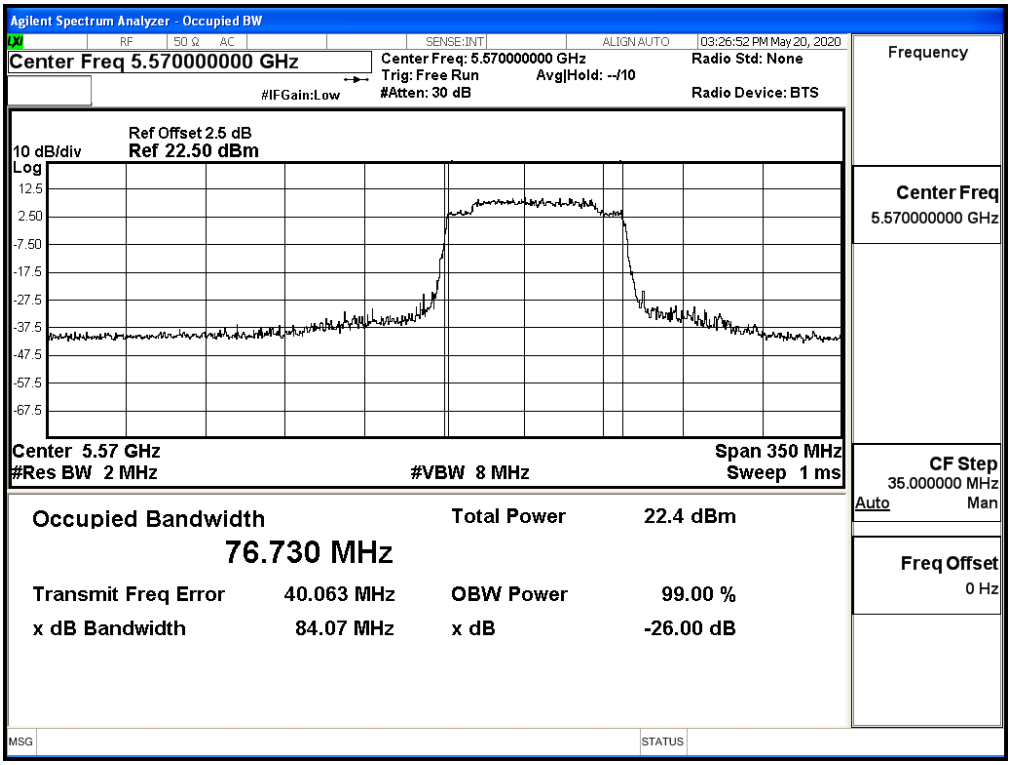

Product : Portable computer
Test Item : Maximum conducted output power
Test Date : 2020/05/18
Test Mode : Mode 19 MIMO: Transmit (802.11n-20BW_14.4Mbps)

Chain A

| Cable loss=2.5dB | | Maximum conducted output power | | | | | | | |
|---|---|---|---|---|---|---|---|---|---|
| Channel No. | Frequency (MHz) | Data Rate (Mbps) | | | | | | | |
| | | HT8 | HT9 | HT10 | HT11 | HT12 | HT13 | HT14 | HT15 |
| | | Measurement Level (dBm) | | | | | | | |
| 36 | 5180 | 10.41 | -- | -- | -- | -- | -- | -- | -- |
| 44 | 5220 | 10.44 | 10.34 | 10.25 | 10.17 | 10.12 | 10.09 | 10.06 | 10.03 |
| 48 | 5240 | 10.45 | -- | -- | -- | -- | -- | -- | -- |
| 52 | 5260 | 10.49 | -- | -- | -- | -- | -- | -- | -- |
| 60 | 5300 | 10.42 | 10.38 | 10.3 | 10.26 | 10.16 | 10.09 | 10.03 | 10.00 |
| 64 | 5320 | 10.47 | -- | -- | -- | -- | -- | -- | -- |
| 100 | 5500 | 10.49 | -- | -- | -- | -- | -- | -- | -- |
| 116 | 5580 | 10.48 | 10.4 | 10.36 | 10.31 | 10.26 | 10.21 | 10.17 | 10.11 |
| 140 | 5700 | 10.41 | -- | -- | -- | -- | -- | -- | -- |
| 144(Band3) | 5720 | 9.71 | 9.67 | 9.6 | 9.5 | 9.46 | 9.36 | 9.27 | 9.2 |
| 144(Band4) | 5720 | 2.27 | 2.21 | 2.12 | 2.08 | 1.99 | 1.89 | 1.81 | 1.71 |
| 149 | 5745 | 10.41 | -- | -- | -- | -- | -- | -- | -- |
| 157 | 5785 | 10.48 | 10.38 | 10.3 | 10.20 | 10.12 | 10.06 | 9.99 | 9.92 |
| 165 | 5825 | 10.5 | -- | -- | -- | -- | -- | -- | -- |

Note: Maximum conducted output power Value =Reading value on average power meter + cable loss

Chain B

| Cable loss=2.5dB | | Maximum conducted output power | | | | | | | |
|---|---|---|---|---|---|---|---|---|---|
| Channel No. | Frequency (MHz) | Data Rate (Mbps) | | | | | | | |
| | | HT8 | HT9 | HT10 | HT11 | HT12 | HT13 | HT14 | HT15 |
| | | Measurement Level (dBm) | | | | | | | |
| 36 | 5180 | 10.48 | -- | -- | -- | -- | -- | -- | -- |
| 44 | 5220 | 10.47 | 10.44 | 10.4 | 10.36 | 10.31 | 10.23 | 10.14 | 10.08 |
| 48 | 5240 | 10.46 | -- | -- | -- | -- | -- | -- | -- |
| 52 | 5260 | 10.46 | -- | -- | -- | -- | -- | -- | -- |
| 60 | 5300 | 10.49 | 10.42 | 10.39 | 10.32 | 10.28 | 10.22 | 10.13 | 10.08 |
| 64 | 5320 | 10.44 | -- | -- | -- | -- | -- | -- | -- |
| 100 | 5500 | 10.43 | -- | -- | -- | -- | -- | -- | -- |
| 116 | 5580 | 10.46 | 10.39 | 10.35 | 10.29 | 10.22 | 10.12 | 10.09 | 10.06 |
| 140 | 5700 | 10.43 | -- | -- | -- | -- | -- | -- | -- |
| 144(Band3) | 5720 | 9.83 | 9.74 | 9.64 | 9.58 | 9.54 | 9.51 | 9.46 | 9.43 |
| 144(Band4) | 5720 | 1.8 | 1.74 | 1.65 | 1.56 | 1.48 | 1.45 | 1.37 | 1.34 |
| 149 | 5745 | 10.44 | -- | -- | -- | -- | -- | -- | -- |
| 157 | 5785 | 10.42 | 10.36 | 10.28 | 10.22 | 10.13 | 10.03 | 10.00 | 9.95 |
| 165 | 5825 | 10.48 | -- | -- | -- | -- | -- | -- | -- |

Note: Maximum conducted output power Value =Reading value on average power meter + cable loss

**Maximum conducted output power Measurement:**

| Channel No | Frequency Range (MHz) | 26dB Bandwidth (MHz) | Chain A Power (dBm) | Chain B Power (dBm) | Output Power (dBm) | Output Power Limit | | Result |
|---|---|---|---|---|---|---|---|---|
| | | | | | | (dBm) | dBm+10log(BW) | |
| 36 | 5180 | -- | 10.41 | 10.48 | 13.46 | 24 | -- | Pass |
| 44 | 5220 | -- | 10.44 | 10.47 | 13.47 | 24 | -- | Pass |
| 48 | 5240 | -- | 10.45 | 10.46 | 13.47 | 24 | -- | Pass |
| 52 | 5260 | 22.900 | 10.49 | 10.46 | 13.49 | 24 | 24.60 | Pass |
| 60 | 5300 | 22.950 | 10.42 | 10.49 | 13.47 | 24 | 24.61 | Pass |
| 64 | 5320 | 22.860 | 10.47 | 10.44 | 13.47 | 24 | 24.59 | Pass |
| 100 | 5500 | 23.120 | 10.49 | 10.43 | 13.47 | 24 | 24.64 | Pass |
| 116 | 5580 | 23.280 | 10.48 | 10.46 | 13.48 | 24 | 24.67 | Pass |
| 140 | 5700 | 22.420 | 10.41 | 10.43 | 13.43 | 24 | 24.51 | Pass |
| 144(Band3) | 5720 | 16.350 | 9.71 | 9.83 | 12.78 | 24 | 23.14 | Pass |
| 144(Band4) | 5720 | -- | 2.27 | 1.8 | 5.052 | 30 | -- | Pass |
| 149 | 5745 | -- | 10.41 | 10.44 | 13.44 | 30 | -- | Pass |
| 157 | 5785 | -- | 10.48 | 10.42 | 13.46 | 30 | -- | Pass |
| 165 | 5825 | -- | 10.5 | 10.48 | 13.5 | 30 | -- | Pass |

Note:

1. Output Power (dBm) = 10LOG (Chain A Power (mW)+ Chain B Power (mW))
2. 26dB Bandwidth is the bandwidth of chain A or chain Bwhichever is less bandwidth, output power limitation is more stringent.

## 26dB Occupied Bandwidth:
## Channel 52 (Chain A)

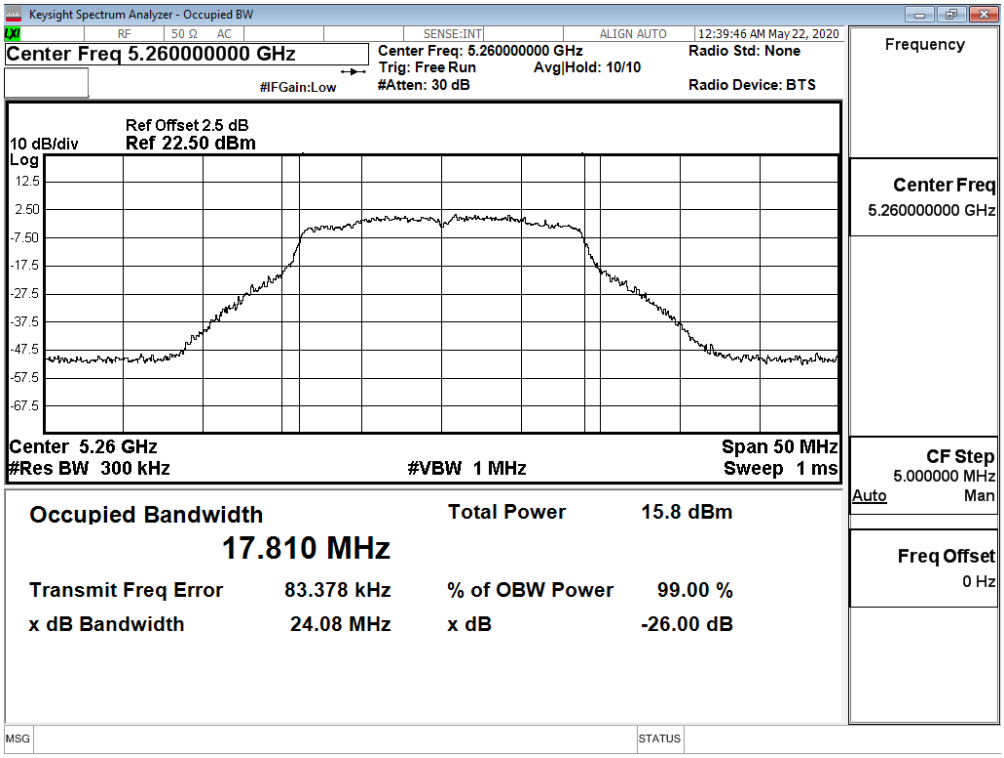


## Channel 52 (Chain B)

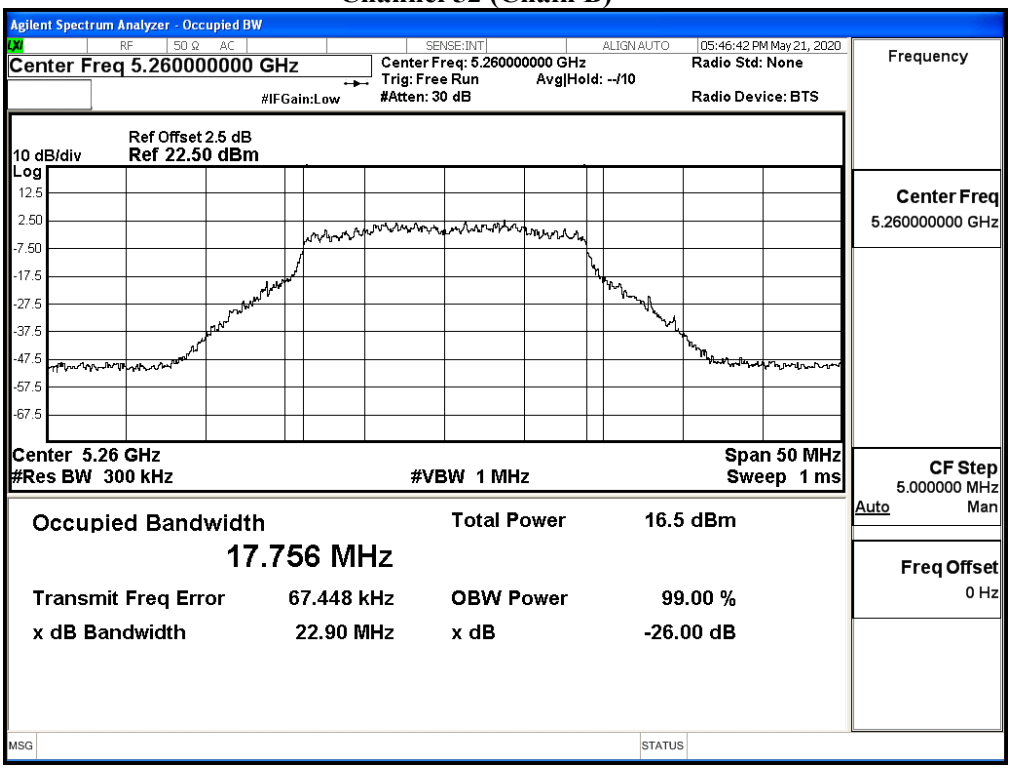

## Channel 60 (Chain A)

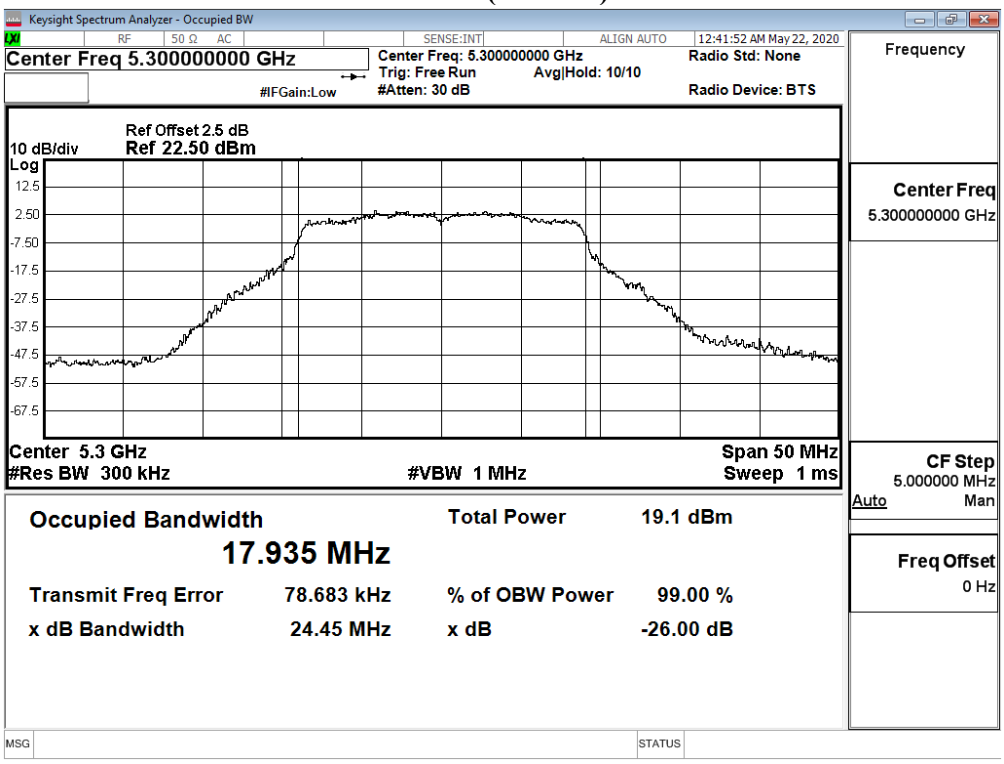


## Channel 60 (Chain B)

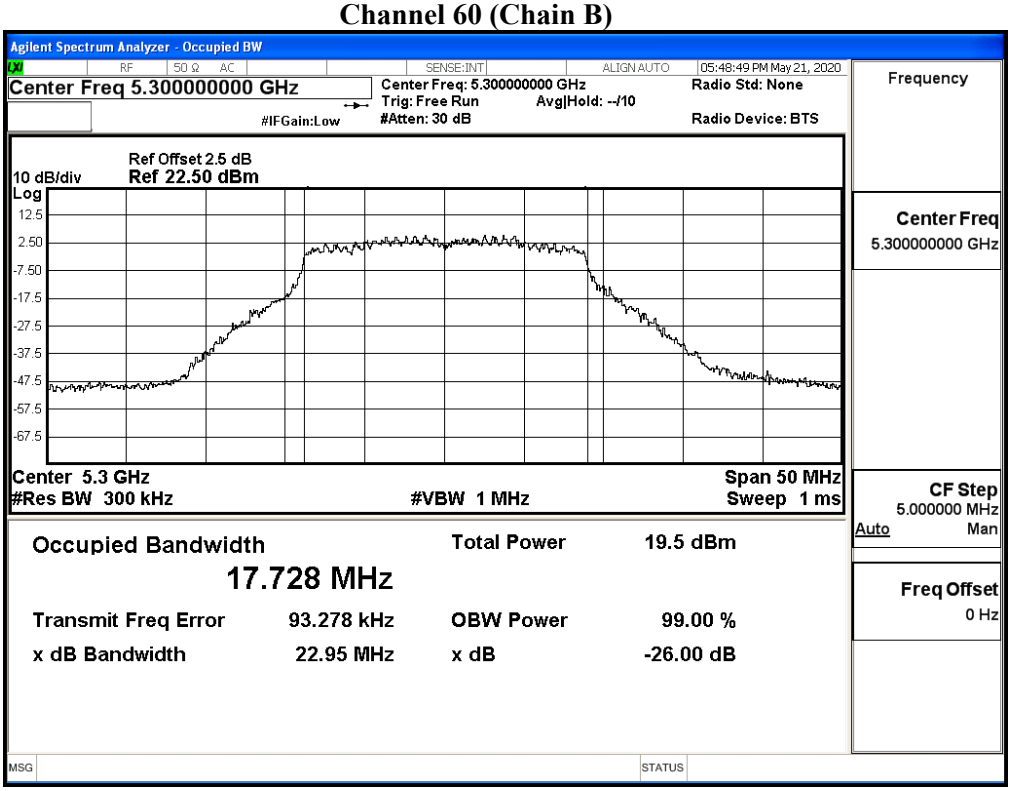

**Channel 64 (Chain A)**

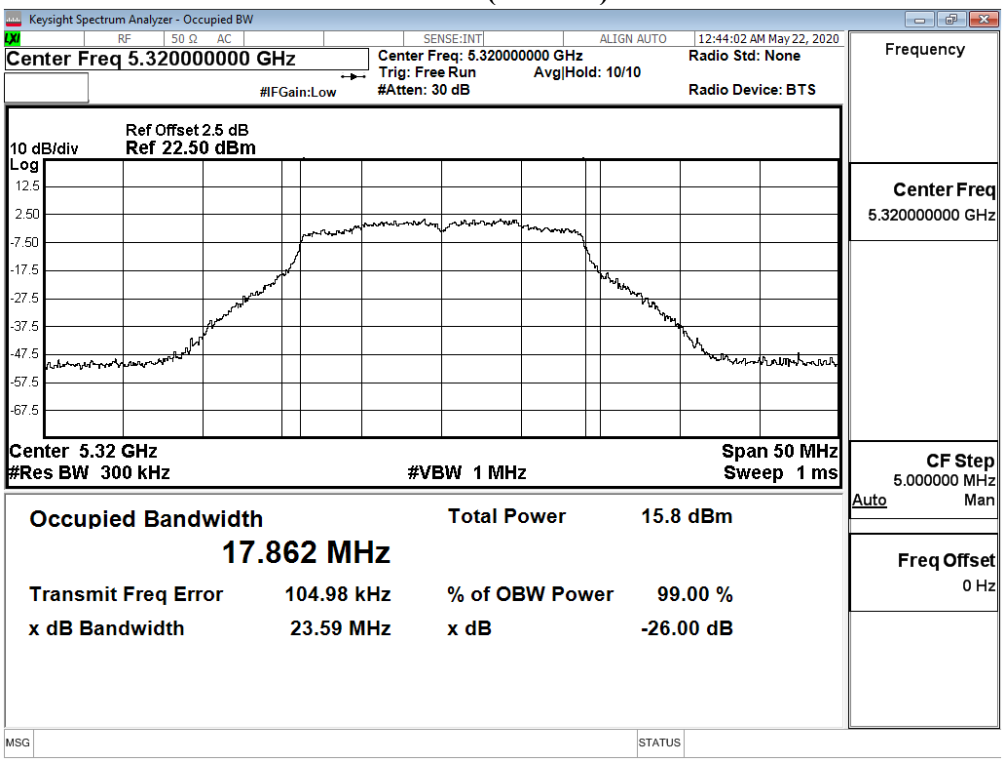


**Channel 64 (Chain B)**

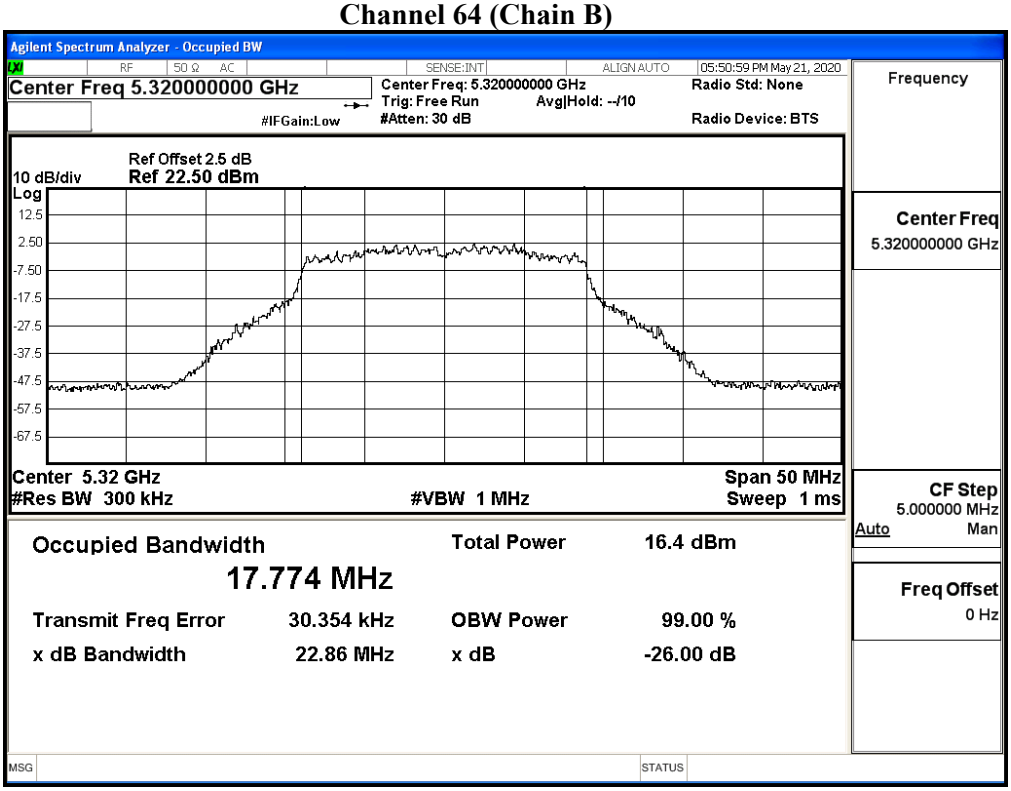

## Channel 100 (Chain A)

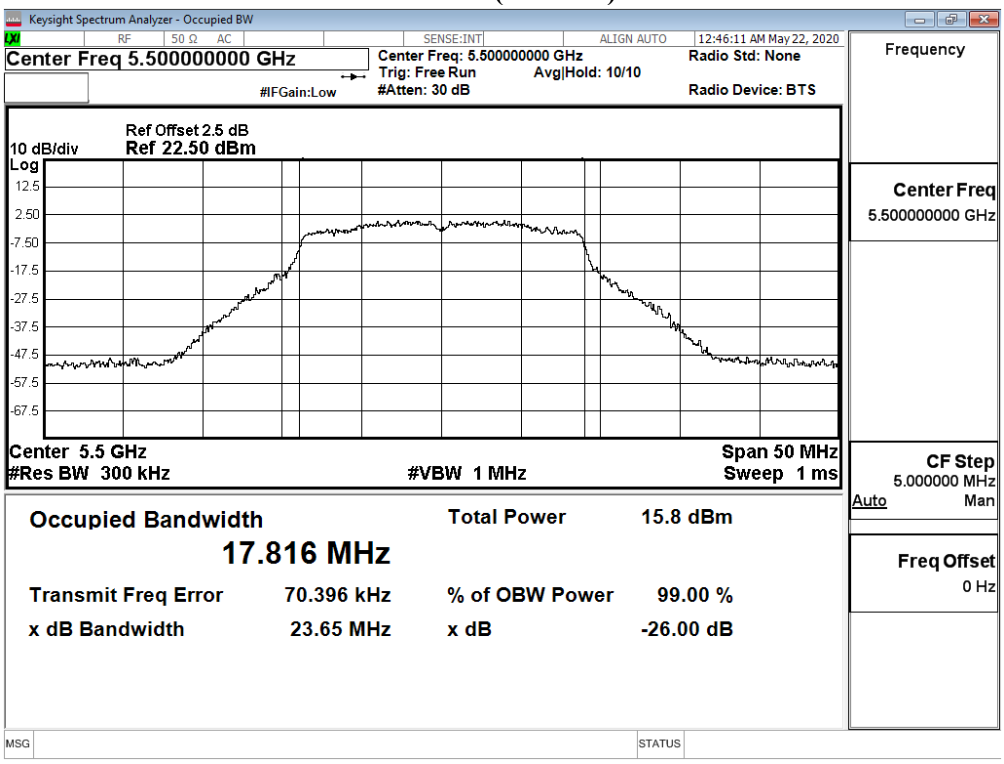


## Channel 100 (Chain B)

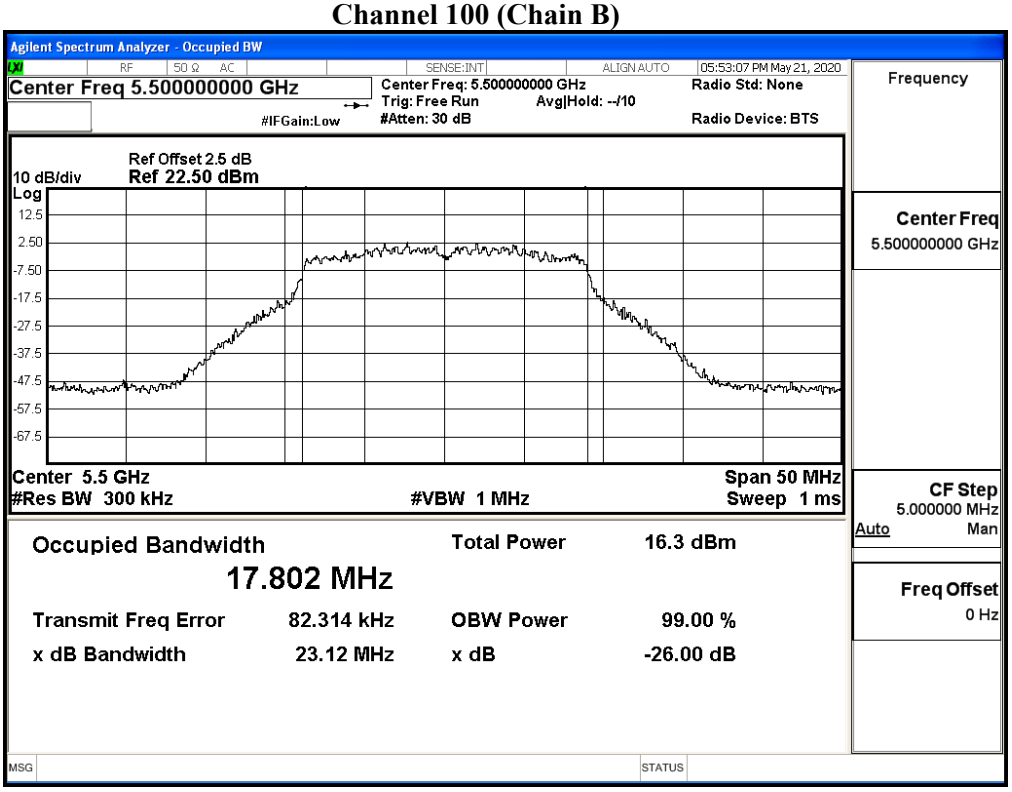

## Channel 116 (Chain A)

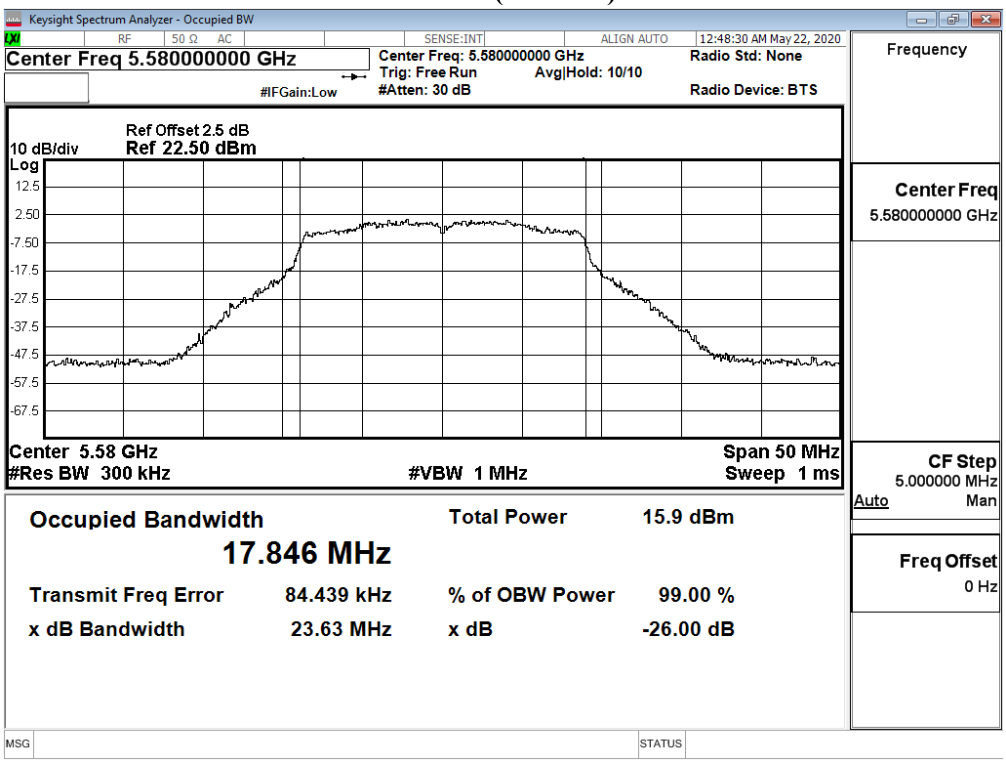


## Channel 116 (Chain B)

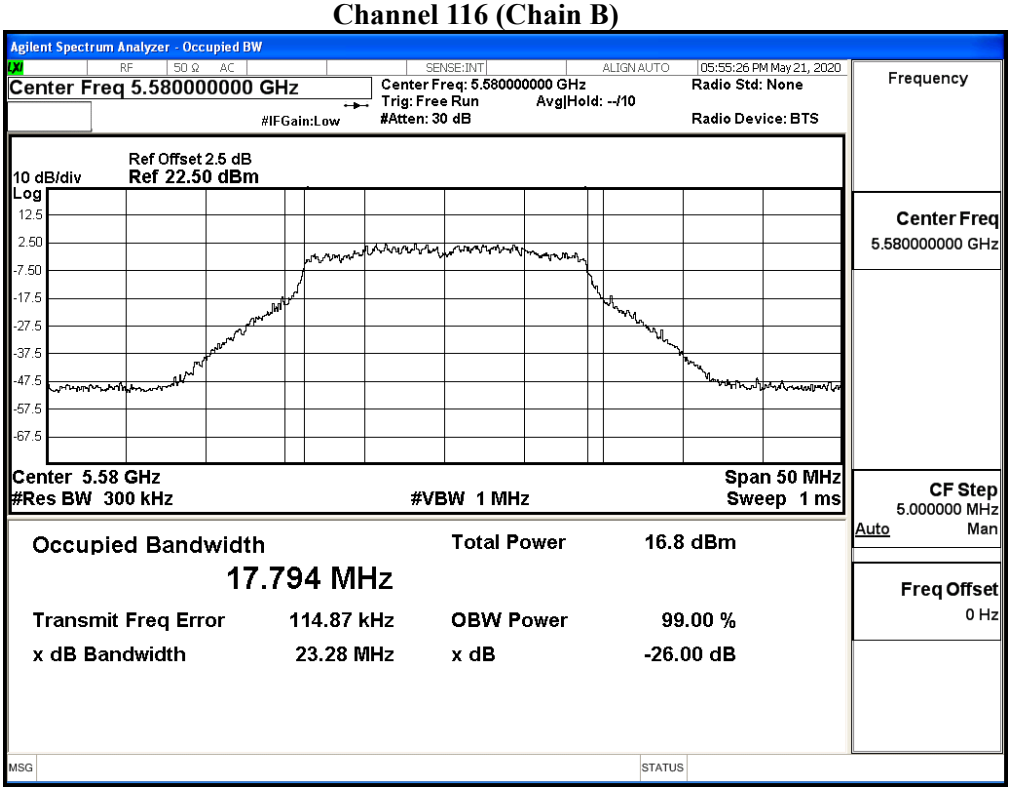

## Channel 140 (Chain A)

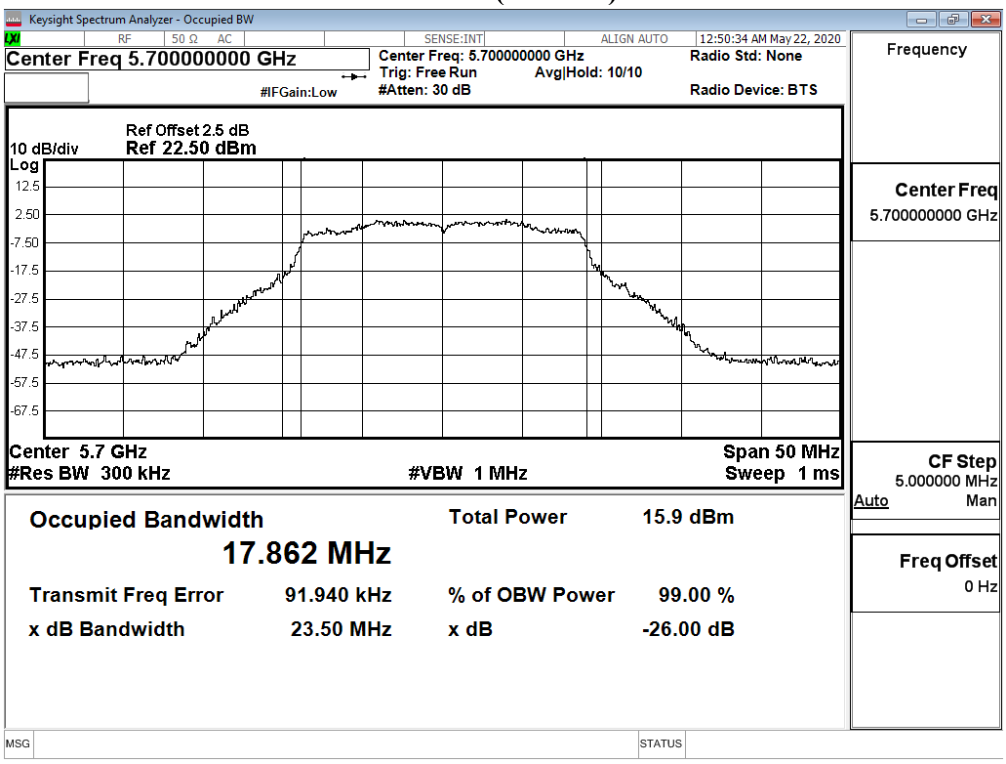


## Channel 140 (Chain B)

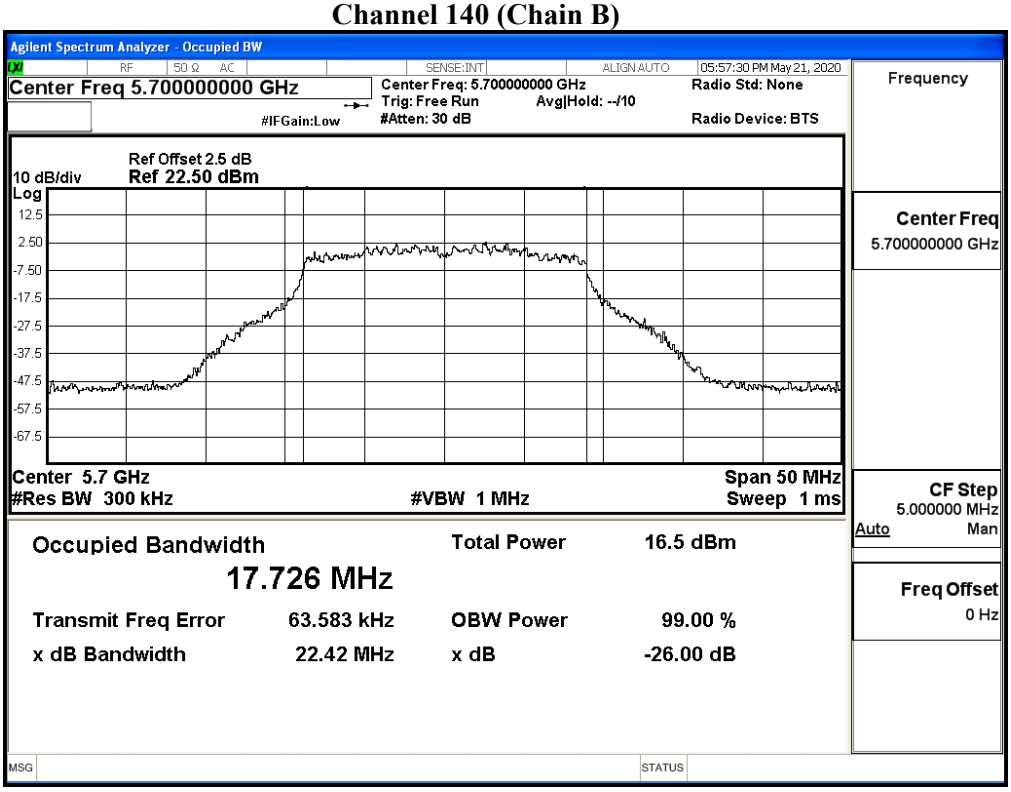

## Channel 144 (Chain A)

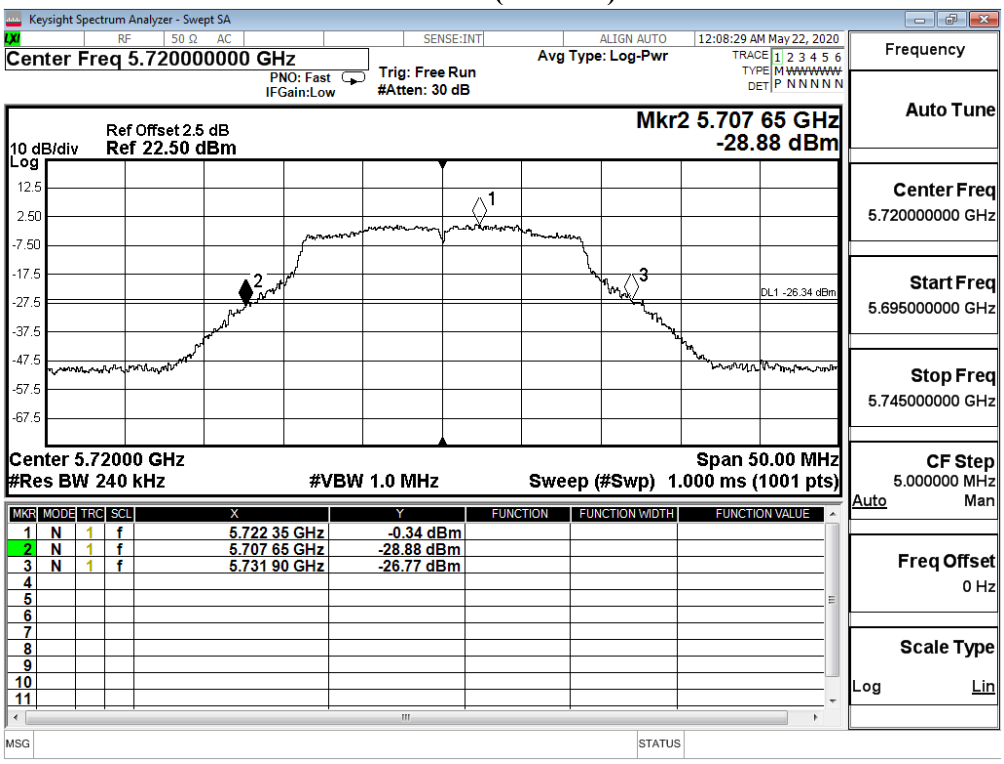


## Channel 144 (Chain B)

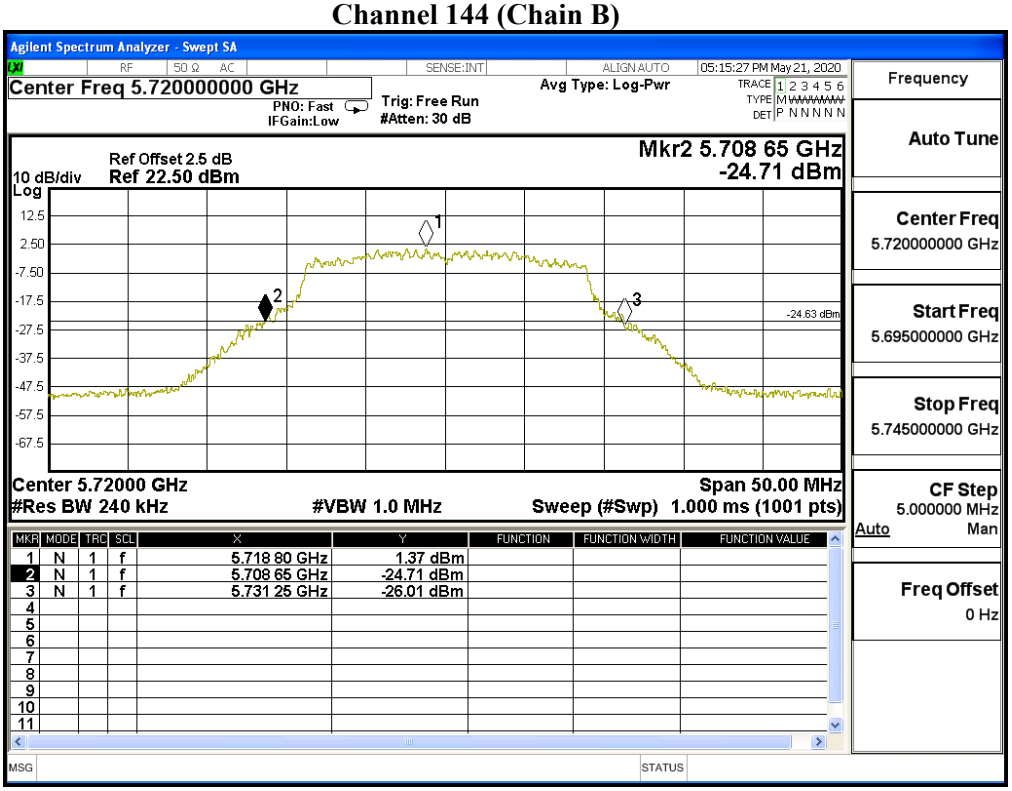

**Maximum conducted output power:**

**Channel 144 (Band3) (Chain A)**

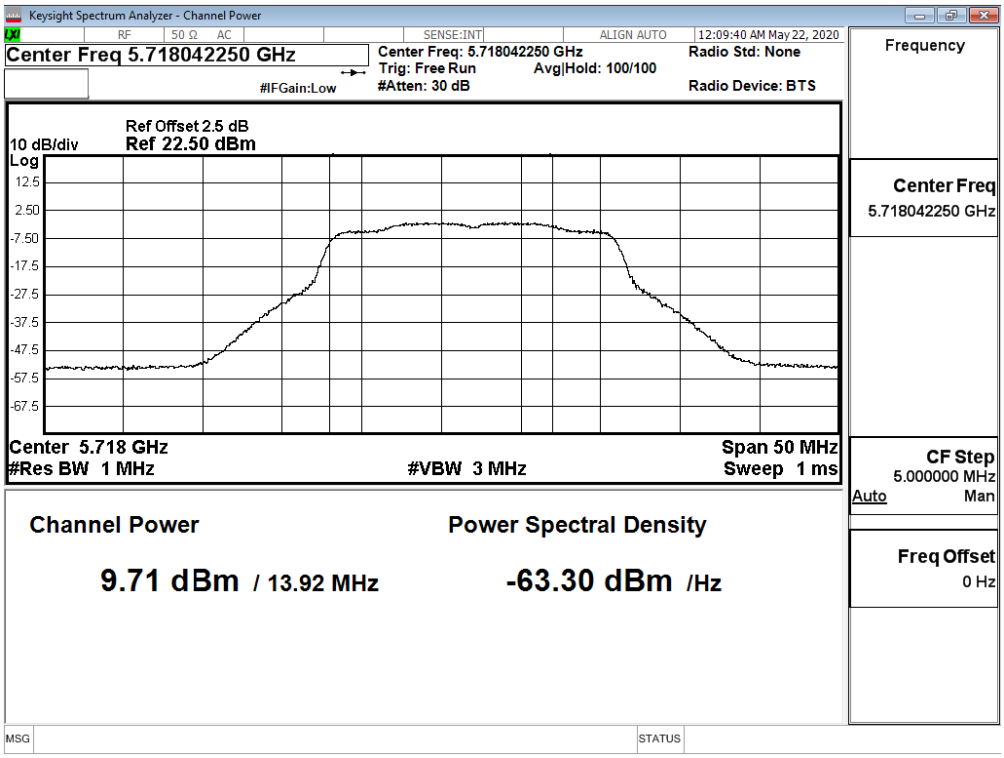


**Maximum conducted output power:**

**Channel 144 (Band4) (Chain A)**

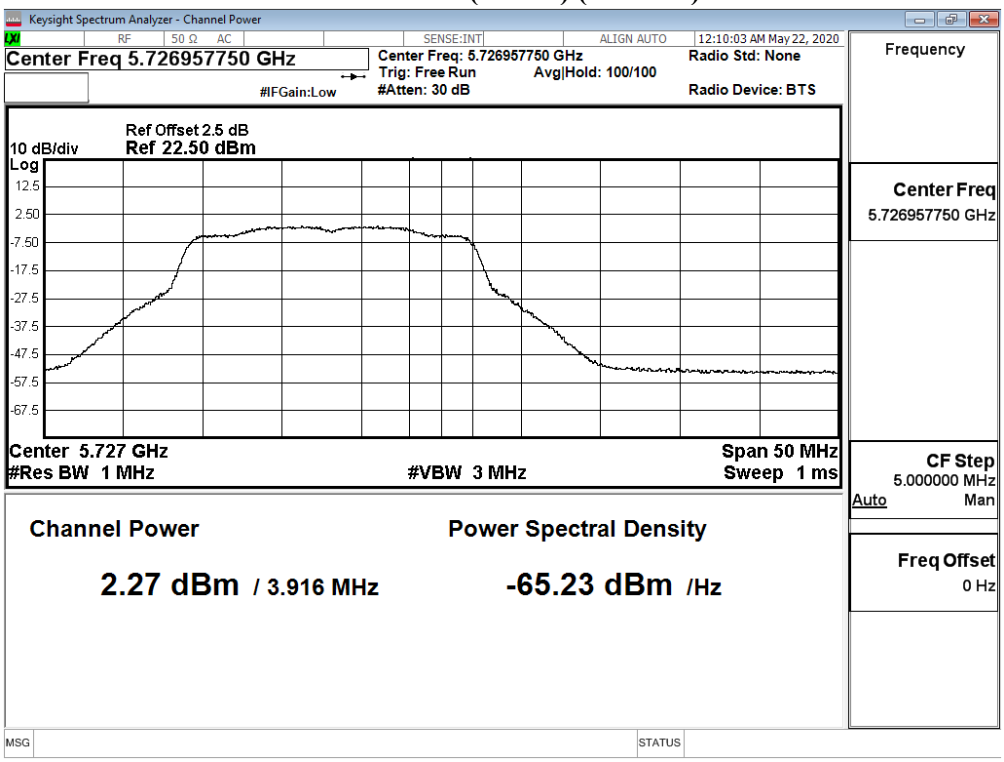

**Maximum conducted output power:**

**Channel 144 (Band3) (Chain B)**

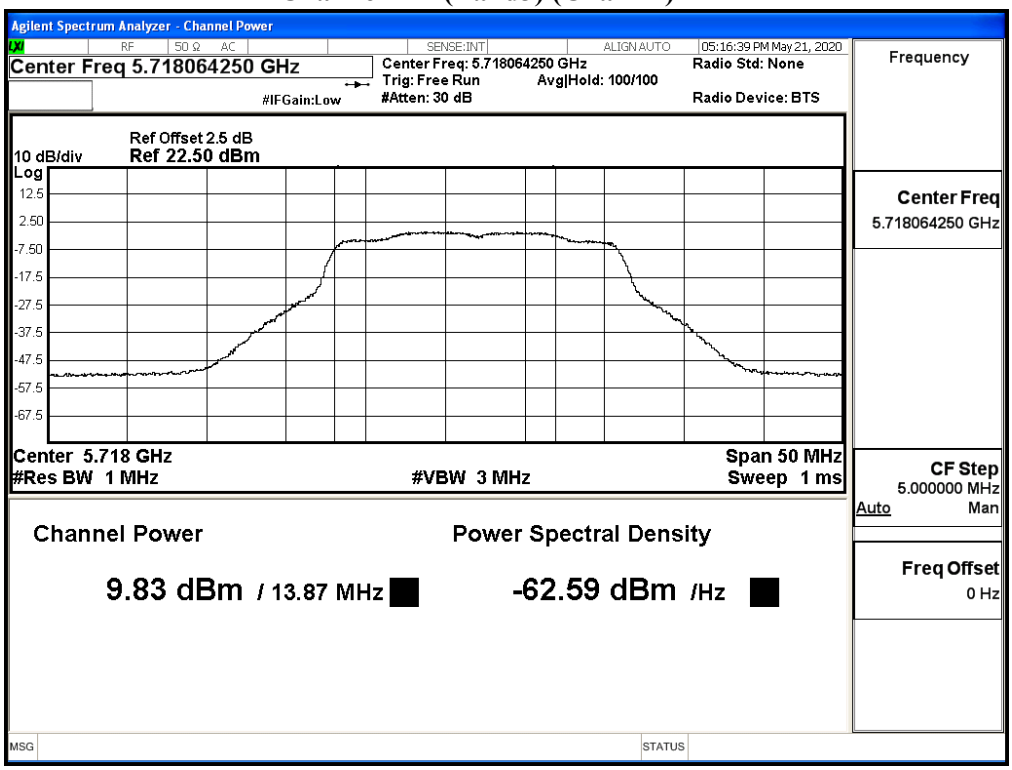


**Maximum conducted output power:**

**Channel 144 (Band4) (Chain B)**

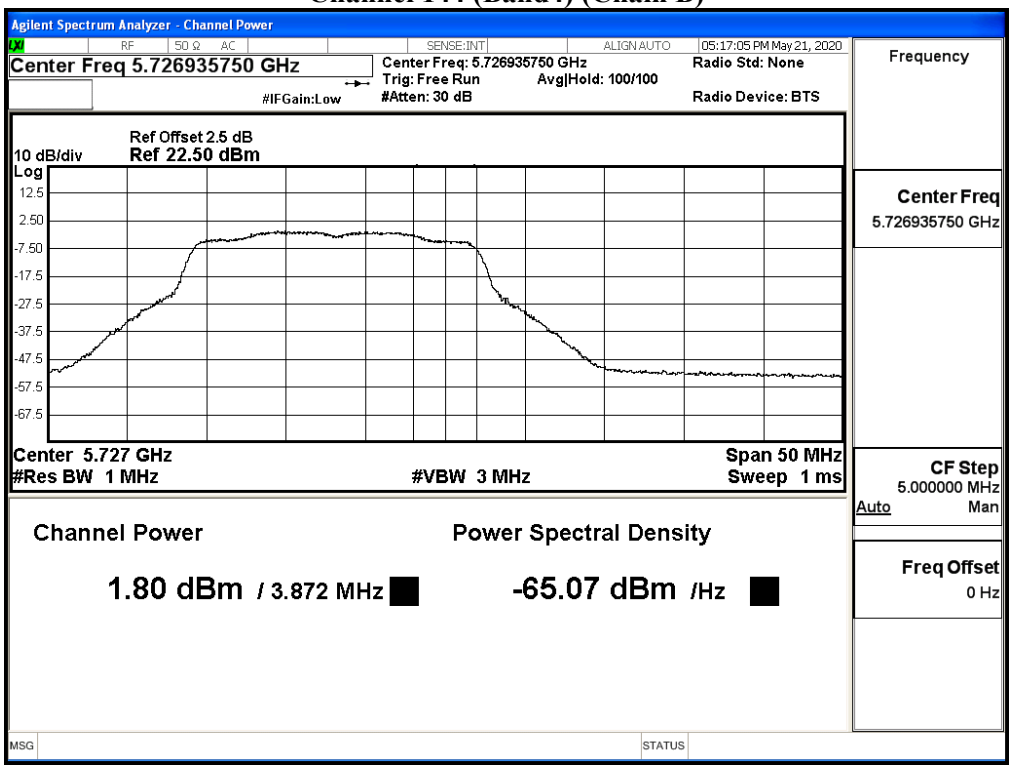

Product : Portable computer
Test Item : Maximum conducted output power
Test Date : 2020/05/18
Test Mode : Mode 20 MIMO: Transmit (802.11n-40BW_30Mbps)

**Chain A**

| Cable loss=2.5dB | | Maximum conducted output power | | | | | | | |
|---|---|---|---|---|---|---|---|---|---|
| Channel No. | Frequency (MHz) | Data Rate (Mbps) | | | | | | | |
| | | HT8 | HT9 | HT10 | HT11 | HT12 | HT13 | HT14 | HT15 |
| | | Measurement Level (dBm) | | | | | | | |
| 38 | 5190 | 10.47 | -- | -- | -- | -- | -- | -- | -- |
| 46 | 5230 | 10.47 | 10.37 | 10.31 | 10.21 | 10.14 | 10.08 | 10.05 | 10.00 |
| 54 | 5270 | 10.45 | -- | -- | -- | -- | -- | -- | -- |
| 62 | 5310 | 10.41 | 10.33 | 10.3 | 10.26 | 10.22 | 10.18 | 10.14 | 10.04 |
| 102 | 5510 | 10.44 | -- | -- | -- | -- | -- | -- | -- |
| 110 | 5550 | 10.48 | 10.41 | 10.32 | 10.27 | 10.19 | 10.11 | 10.01 | 9.98 |
| 134 | 5670 | 10.45 | -- | -- | -- | -- | -- | -- | -- |
| 142F(Band3) | 5710 | 10.27 | 10.24 | 10.14 | 10.07 | 9.98 | 9.89 | 9.84 | 9.74 |
| 142F(Band4) | 5710 | -2.68 | -2.71 | -2.8 | -2.87 | -2.96 | -3.05 | -3.11 | -3.2 |
| 151 | 5755 | 10.41 | -- | -- | -- | -- | -- | -- | -- |
| 159 | 5795 | 10.4 | 10.37 | 10.34 | 10.26 | 10.17 | 10.08 | 10.02 | 9.96 |

Note: Maximum conducted output power Value =Reading value on average power meter + cable loss

**Chain B**

| Cable loss=2.5dB | | Maximum conducted output power | | | | | | | |
|---|---|---|---|---|---|---|---|---|---|
| Channel No. | Frequency (MHz) | Data Rate (Mbps) | | | | | | | |
| | | HT8 | HT9 | HT10 | HT11 | HT12 | HT13 | HT14 | HT15 |
| | | Measurement Level (dBm) | | | | | | | |
| 38 | 5190 | 10.49 | -- | -- | -- | -- | -- | -- | -- |
| 46 | 5230 | 10.44 | 10.39 | 10.34 | 10.30 | 10.25 | 10.16 | 10.09 | 9.99 |
| 54 | 5270 | 10.41 | -- | -- | -- | -- | -- | -- | -- |
| 62 | 5310 | 10.43 | 10.34 | 10.27 | 10.23 | 10.14 | 10.11 | 10.05 | 9.99 |
| 102 | 5510 | 10.41 | -- | -- | -- | -- | -- | -- | -- |
| 110 | 5550 | 10.49 | 10.41 | 10.31 | 10.25 | 10.20 | 10.11 | 10.01 | 9.95 |
| 134 | 5670 | 10.46 | -- | -- | -- | -- | -- | -- | -- |
| 142F(Band3) | 5710 | 10.28 | 10.18 | 10.13 | 10.06 | 9.99 | 9.92 | 9.85 | 9.78 |
| 142F(Band4) | 5710 | -3.09 | -3.13 | -3.2 | -3.25 | -3.28 | -3.36 | -3.43 | -3.5 |
| 151 | 5755 | 10.45 | -- | -- | -- | -- | -- | -- | -- |
| 159 | 5795 | 10.43 | 10.36 | 10.28 | 10.23 | 10.15 | 10.12 | 10.07 | 10.02 |

Note: Maximum conducted output power Value =Reading value on average power meter + cable loss

**Maximum conducted output power Measurement:**

| Channel No | Frequency Range (MHz) | 26dB Bandwidth (MHz) | Chain A Power (dBm) | Chain B Power (dBm) | Output Power (dBm) | Output Power Limit | | Result |
|---|---|---|---|---|---|---|---|---|
| | | | | | | (dBm) | dBm+10log(BW) | |
| 38 | 5190 | -- | 10.47 | 10.49 | 13.49 | 24 | -- | Pass |
| 46 | 5230 | -- | 10.47 | 10.44 | 13.47 | 24 | -- | Pass |
| 54 | 5270 | 41.270 | 10.45 | 10.41 | 13.44 | 24 | 27.16 | Pass |
| 62 | 5310 | 42.030 | 10.41 | 10.43 | 13.43 | 24 | 27.24 | Pass |
| 102 | 5510 | 41.340 | 10.44 | 10.41 | 13.44 | 24 | 27.16 | Pass |
| 110 | 5550 | 41.940 | 10.48 | 10.49 | 13.5 | 24 | 27.23 | Pass |
| 134 | 5670 | 42.160 | 10.45 | 10.46 | 13.47 | 24 | 27.25 | Pass |
| 142F(Band3) | 5710 | 35.500 | 10.27 | 10.28 | 13.29 | 24 | 26.50 | Pass |
| 142F(Band4) | 5710 | 5.500 | -2.68 | -3.09 | 0.13 | 30 | 18.40 | Pass |
| 151 | 5755 | -- | 10.41 | 10.45 | 13.44 | 30 | -- | Pass |
| 159 | 5795 | -- | 10.4 | 10.43 | 13.43 | 30 | -- | Pass |

Note:

1. Output Power (dBm) = 10LOG (Chain A Power (mW)+ Chain B Power (mW))
2. 26dB Bandwidth is the bandwidth of chain A or chain Bwhichever is less bandwidth, output power limitation is more stringent.

**26dB Occupied Bandwidth:**
**Channel 54 (Chain A)**

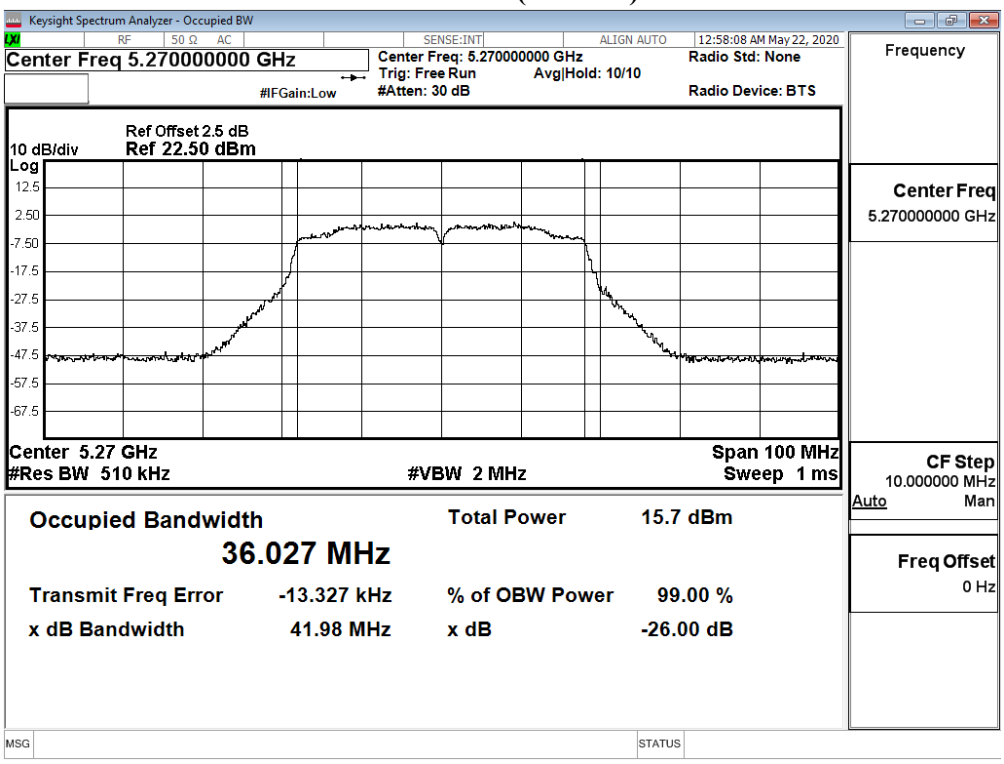


**Channel 54 (Chain B)**

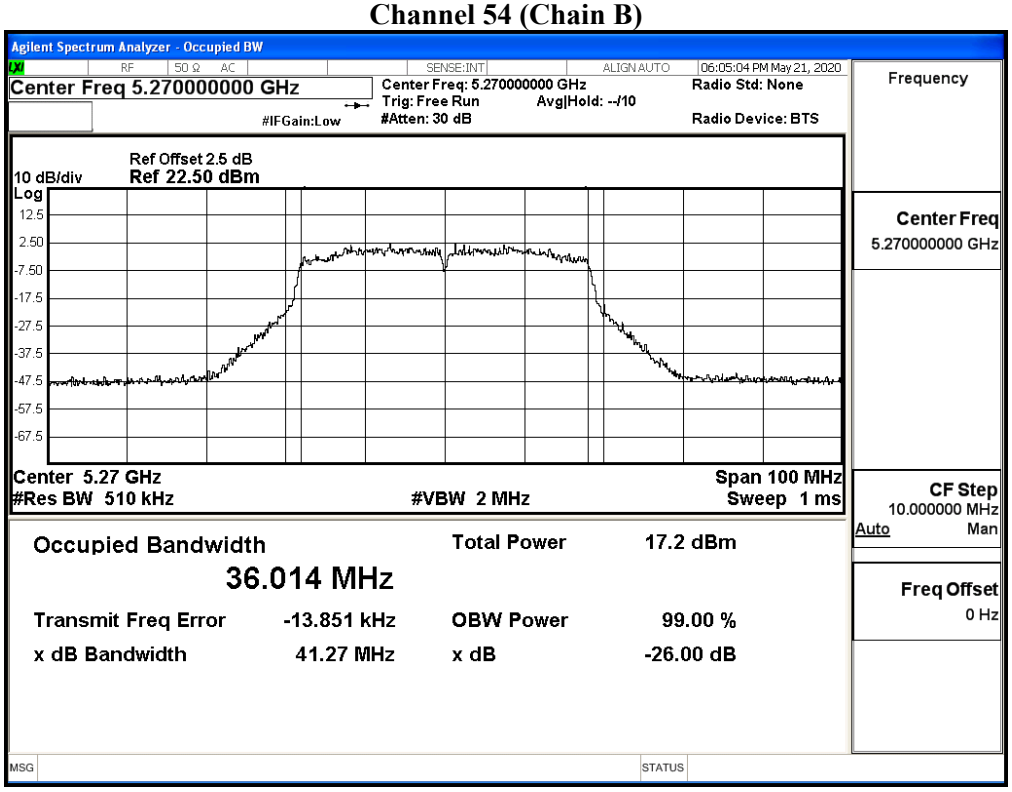

## Channel 62 (Chain A)

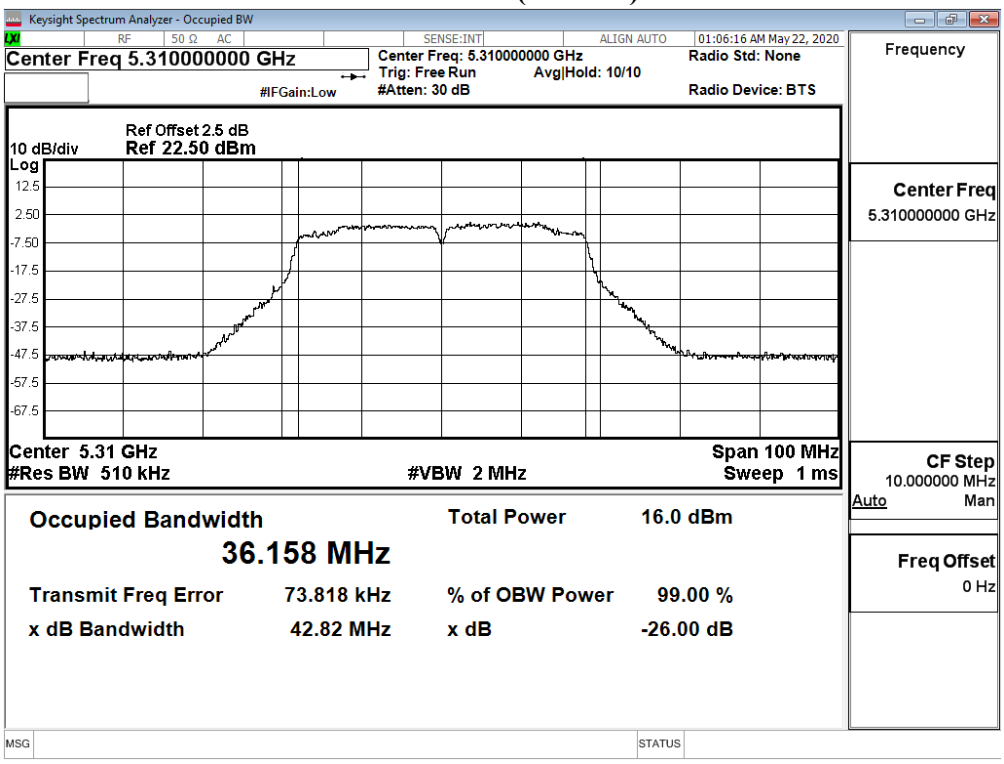


## Channel 62 (Chain B)

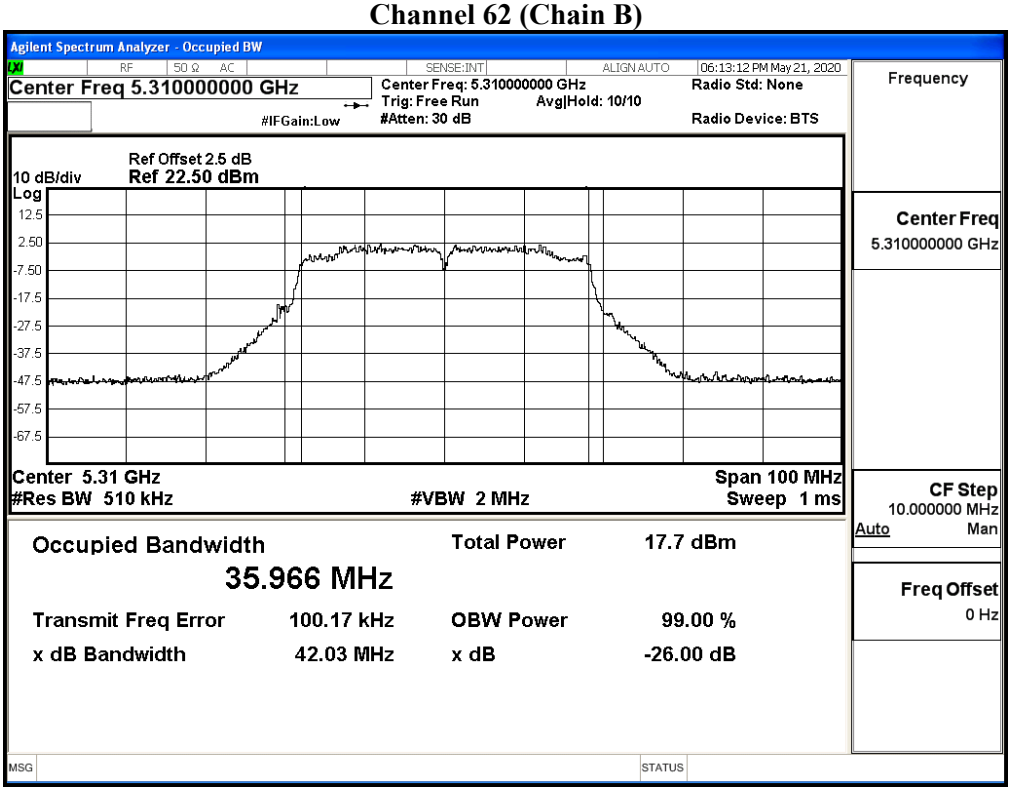

**Channel 102 (Chain A)**

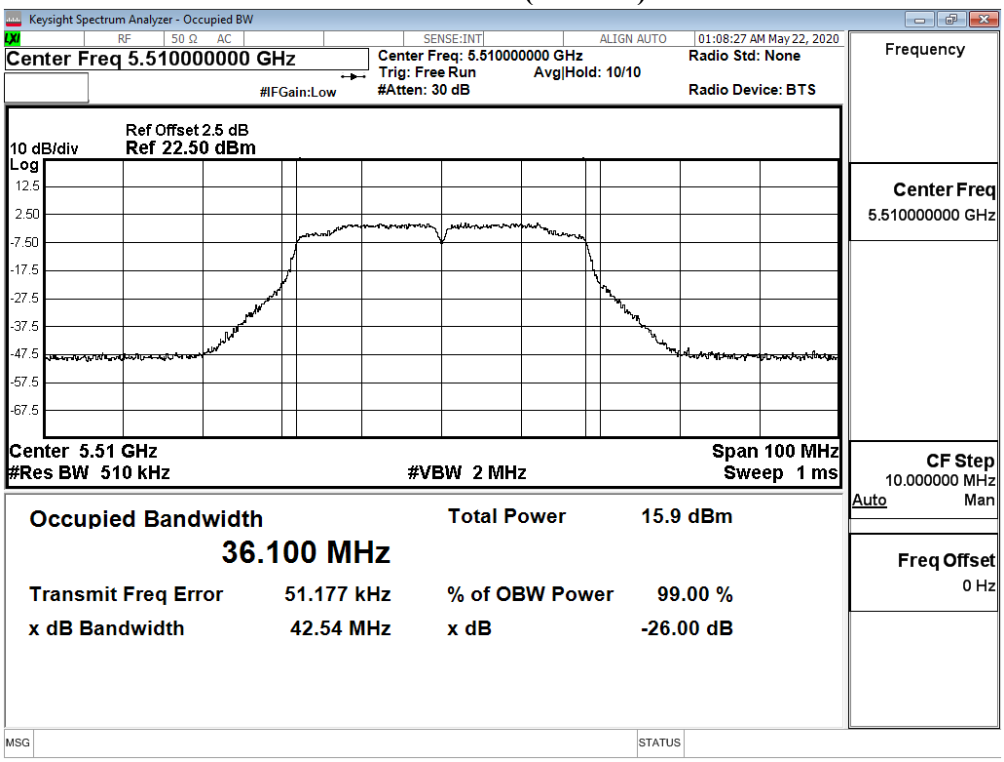


**Channel 102 (Chain B)**

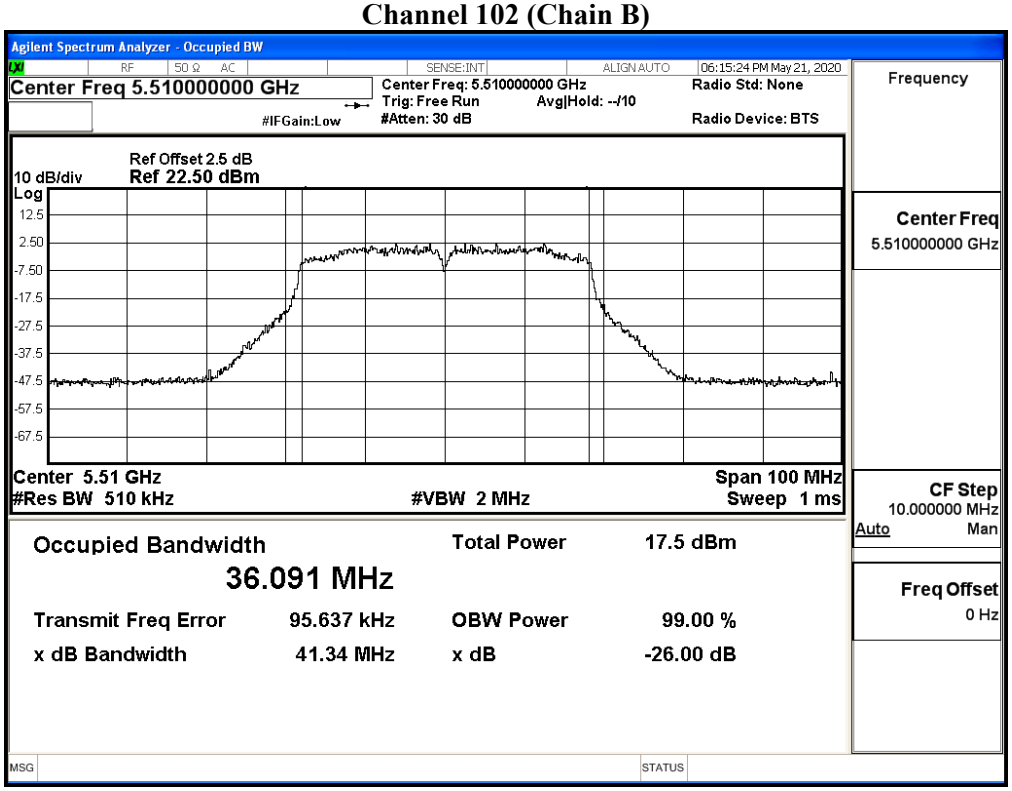

## Channel 110 (Chain A)

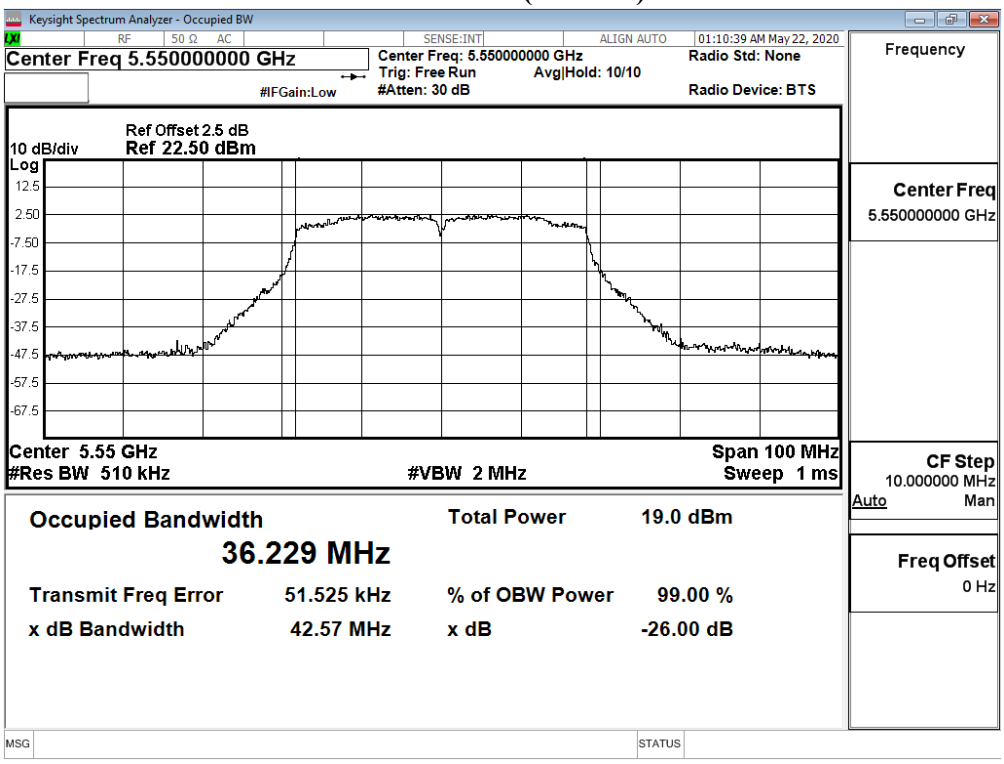


## Channel 110 (Chain B)

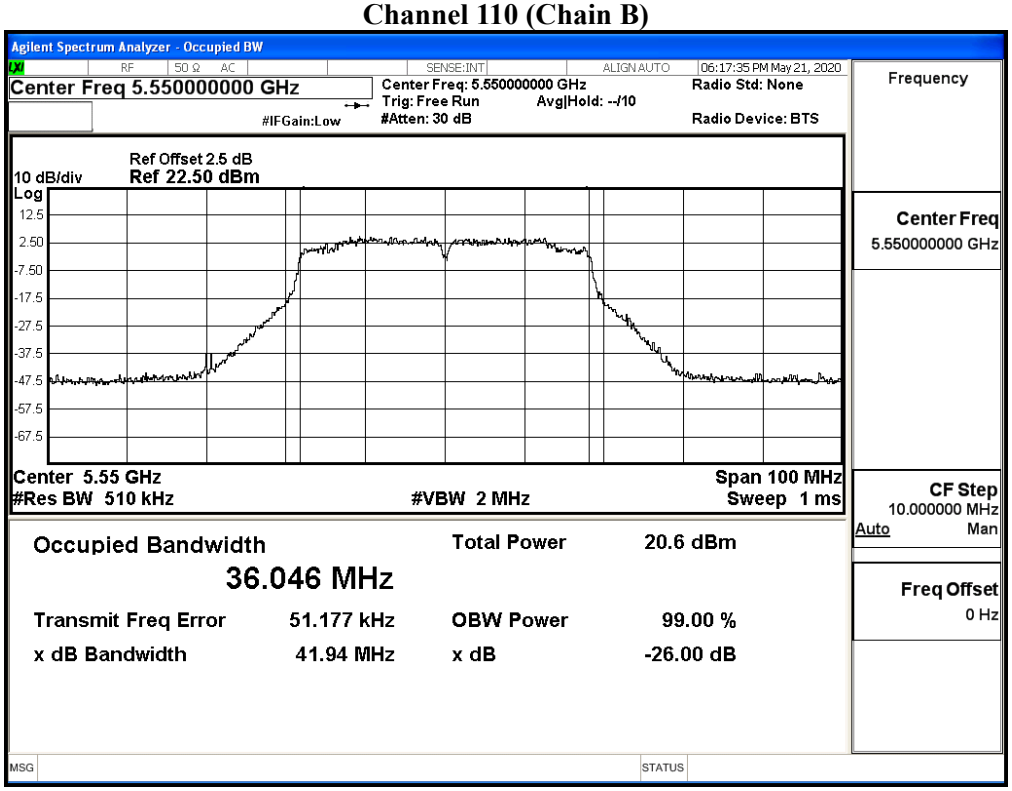

**Channel 134 (Chain A)**

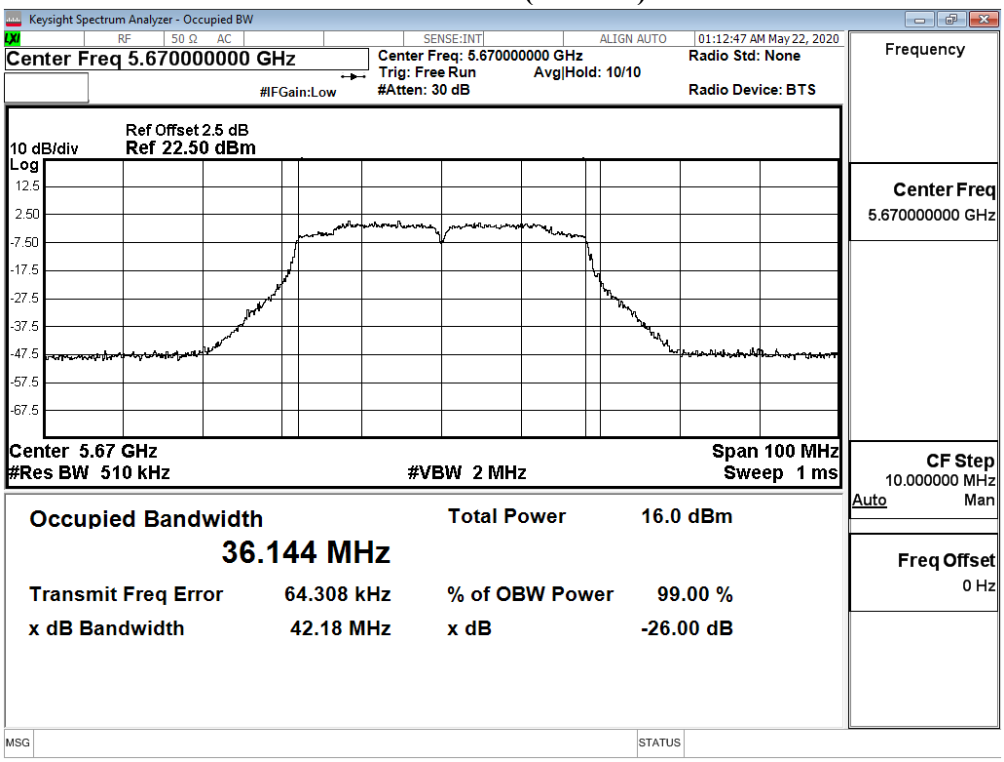


**Channel 134 (Chain B)**

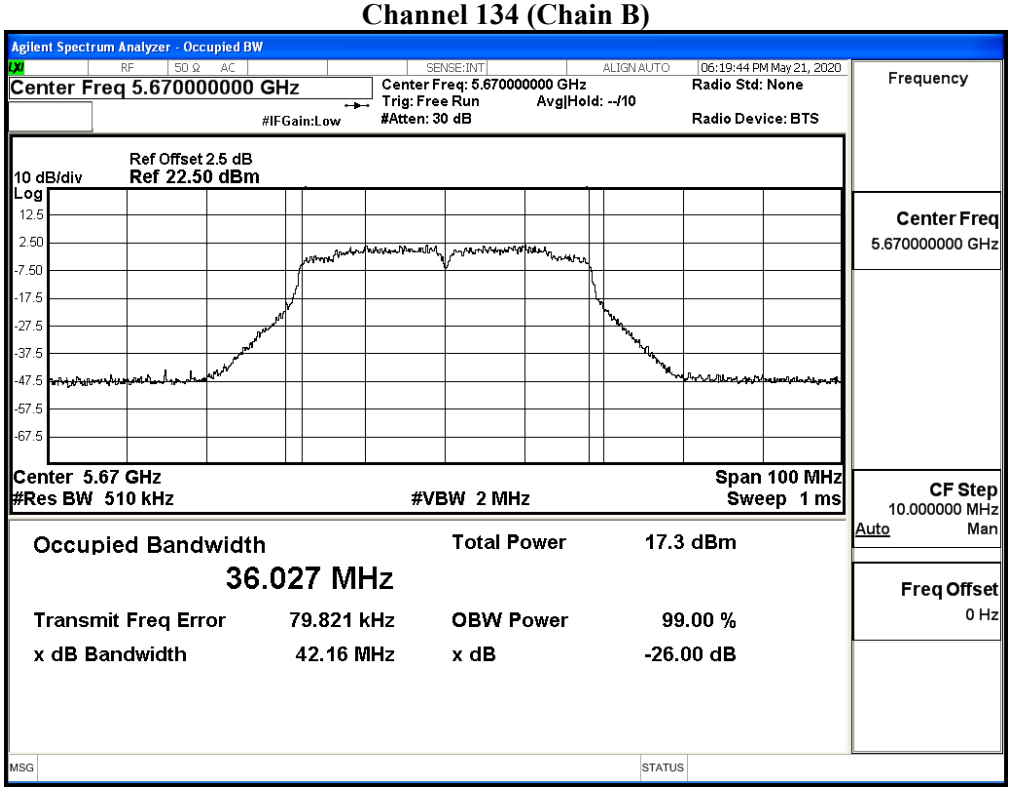

## Channel 142 (Chain A)

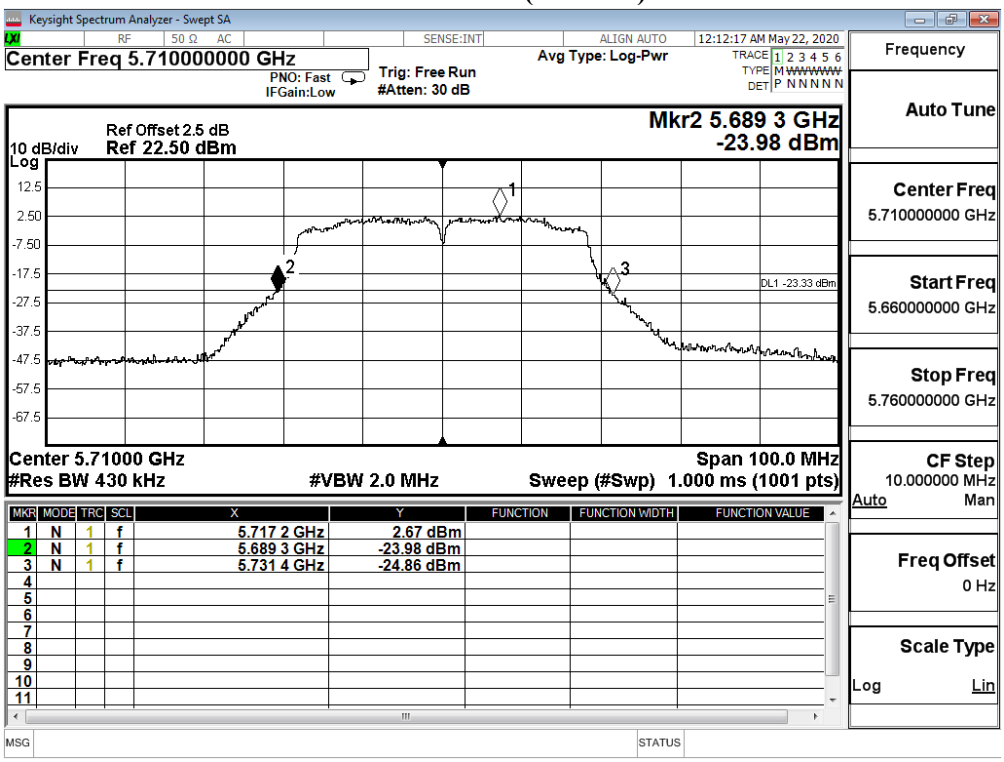


## Channel 142 (Chain B)

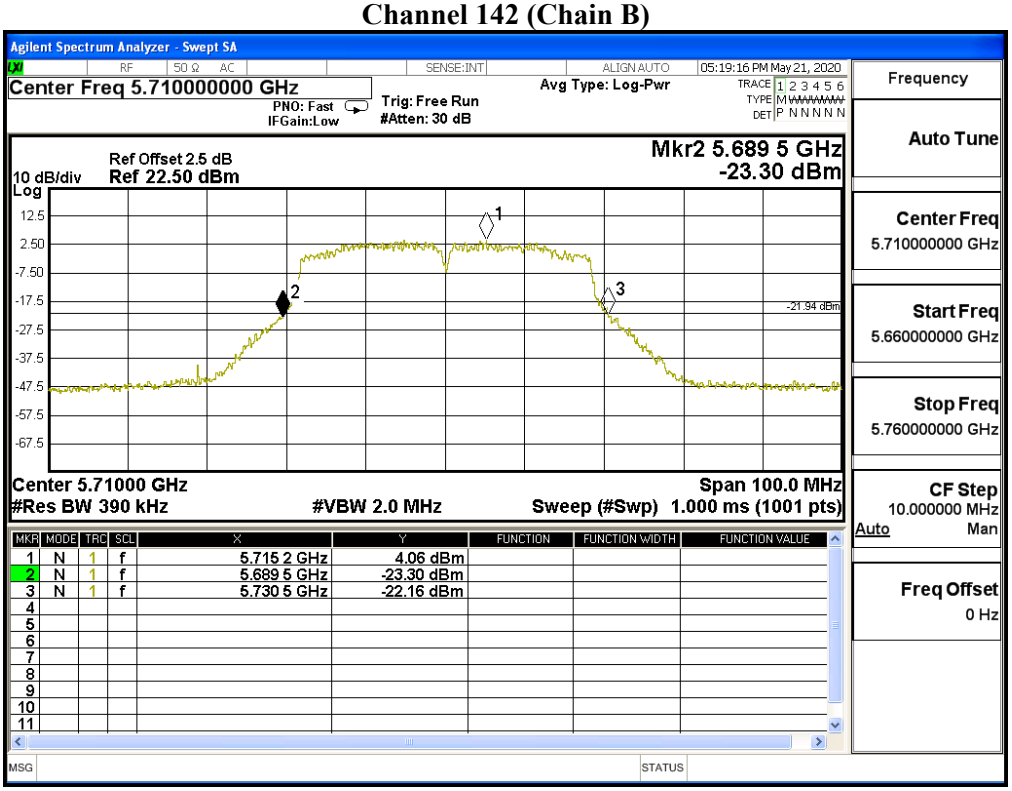

**Maximum conducted output power:**

**Channel 142 (Band3) (Chain A)**

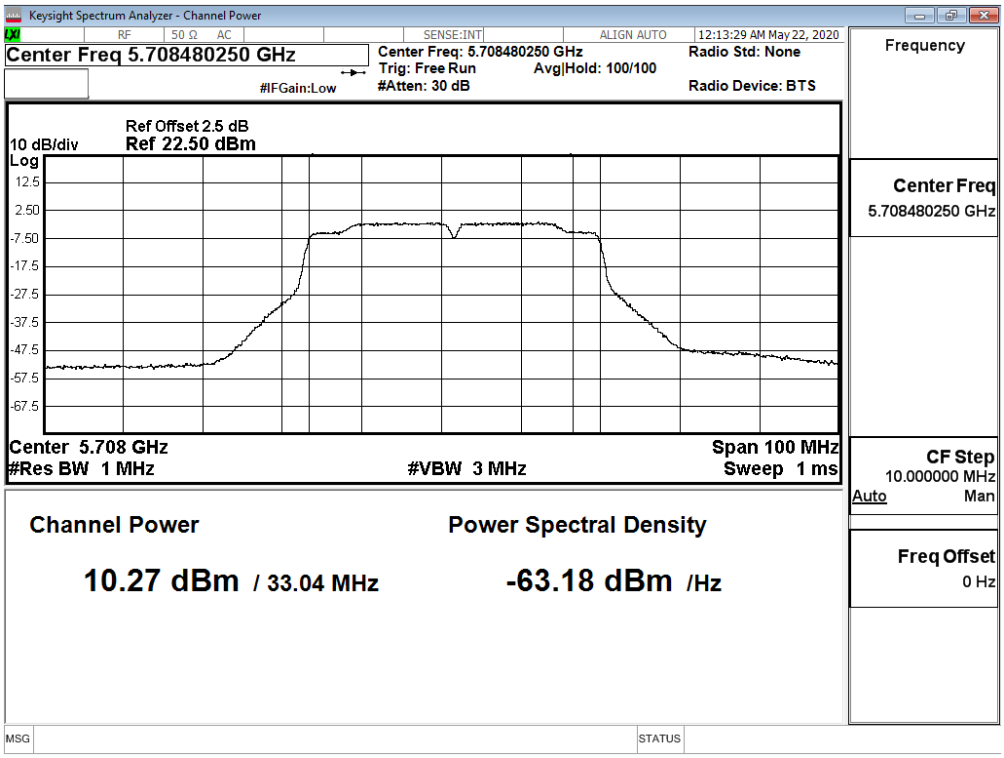


**Maximum conducted output power:**

**Channel 142 (Band4) (Chain A)**

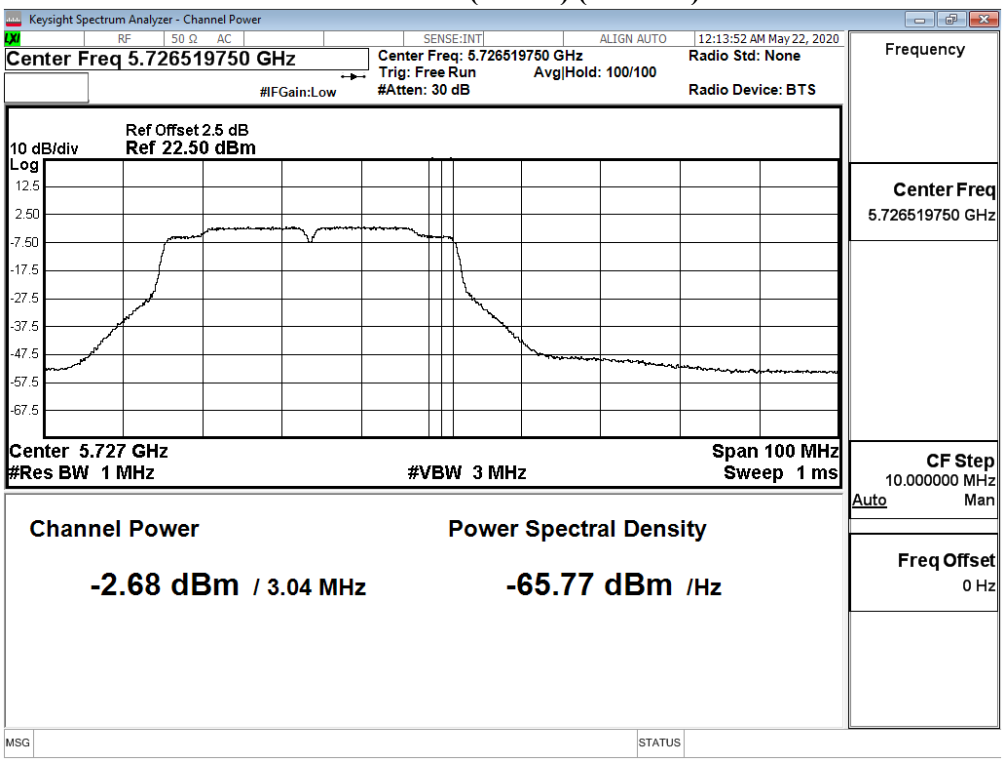

**Maximum conducted output power:**

**Channel 142 (Band3) (Chain B)**

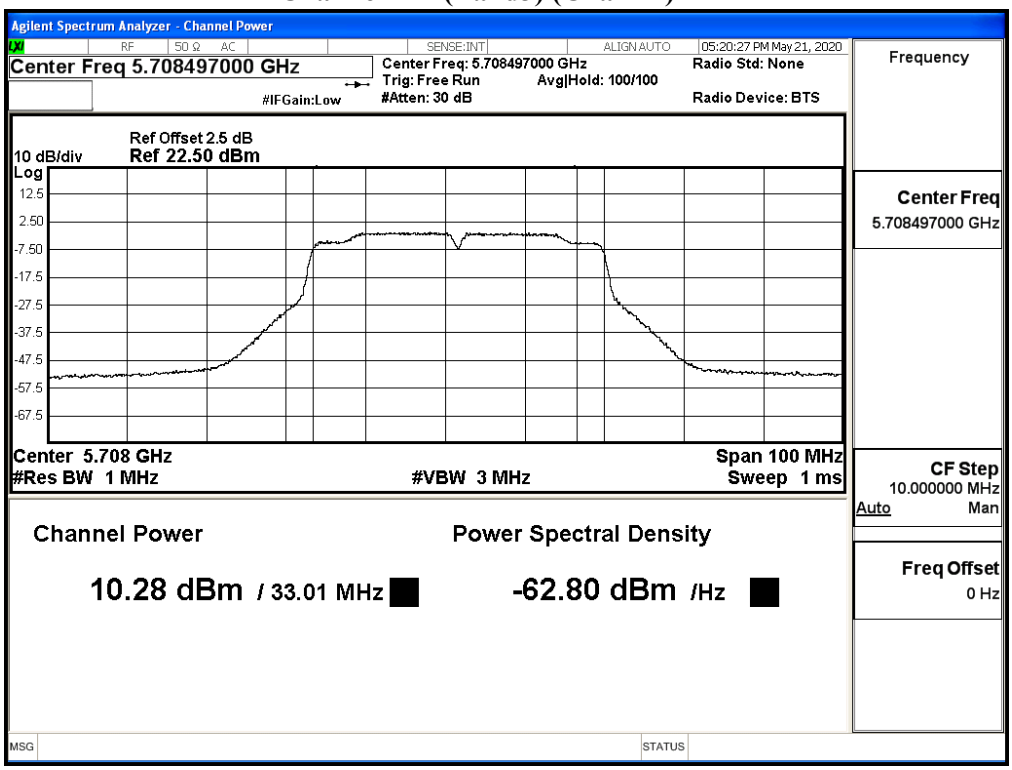


**Maximum conducted output power:**

**Channel 142 (Band4) (Chain B)**

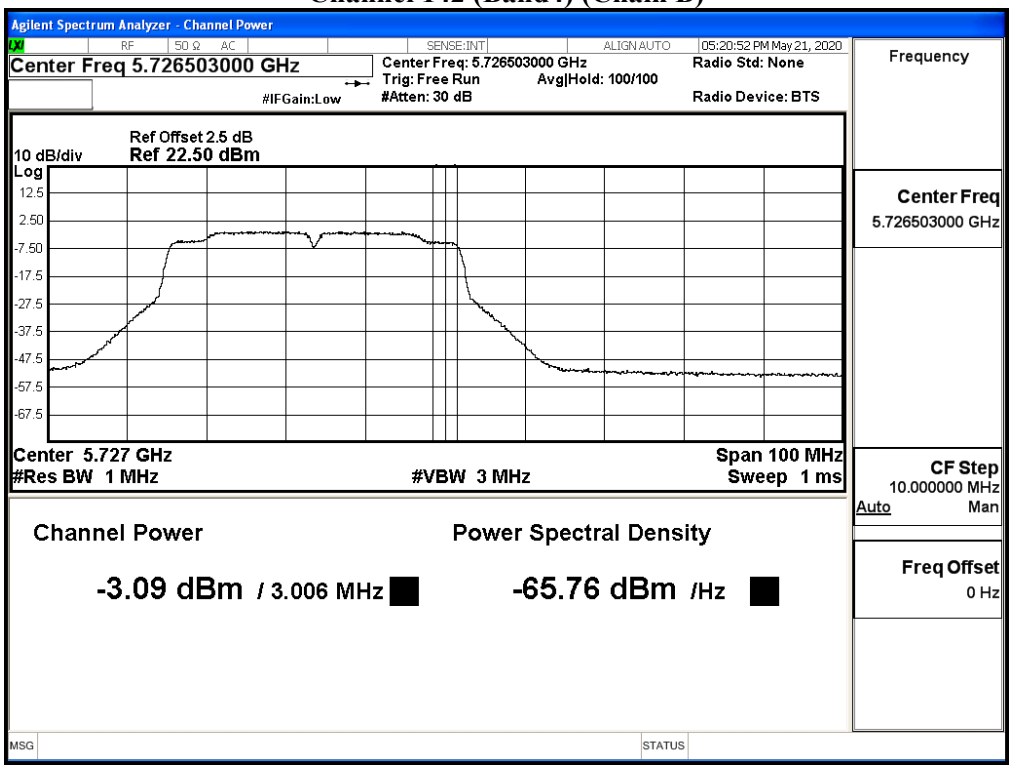

Product : Portable computer
Test Item : Maximum conducted output power
Test Date : 2020/05/18
Test Mode : Mode 21 MIMO: Transmit (802.11ac-80BW_65Mbps)

**Chain A**

| Cable loss=2.5dB | | Maximum conducted output power | | | | | | | | | |
|---|---|---|---|---|---|---|---|---|---|---|---|
| Channel No | Frequency (MHz) | Data Rate (Mbps) | | | | | | | | | |
| | | VHT0 | VHT1 | VHT2 | VHT3 | VHT4 | VHT5 | VHT6 | VHT7 | VHT8 | VHT9 |
| 42 | 5210 | 10.45 | 10.35 | 10.28 | 10.23 | 10.17 | 10.09 | 10 | 9.92 | 9.86 | 9.77 |
| 58 | 5290 | 10.47 | 10.42 | 10.38 | 10.28 | 10.23 | 10.20 | 10.13 | 10.06 | 9.97 | 9.94 |
| 106ac80 | 5530 | 10.48 | -- | -- | -- | -- | -- | -- | -- | -- | -- |
| 122ac80 | 5610 | 10.48 | 10.41 | 10.36 | 10.32 | 10.28 | 10.19 | 10.13 | 10.08 | 10.04 | 10.00 |
| 138ac80(Band3) | 5690 | 10.34 | 10.27 | 10.18 | 10.09 | 10 | 9.91 | 9.81 | 9.72 | 9.65 | 9.61 |
| 138ac80(Band4) | 5690 | -7.01 | -7.05 | -7.14 | -7.2 | -7.29 | -7.35 | -7.38 | -7.44 | -7.48 | -7.55 |
| 155ac80 | 5775 | 10.47 | 10.38 | 10.32 | 10.22 | 10.12 | 10.04 | 9.96 | 9.93 | 9.86 | 9.76 |

Note: Maximum conducted output power Value =Reading value on Spectrum Analyzer + cable loss

**Chain B**

| Cable loss=2.5dB | | Maximum conducted output power | | | | | | | | | |
|---|---|---|---|---|---|---|---|---|---|---|---|
| Channel No | Frequency (MHz) | Data Rate (Mbps) | | | | | | | | | |
| | | VHT0 | VHT1 | VHT2 | VHT3 | VHT4 | VHT5 | VHT6 | VHT7 | VHT8 | VHT9 |
| 42 | 5210 | 10.49 | 10.42 | 10.33 | 10.3 | 10.2 | 10.1 | 10 | 9.92 | 9.86 | 9.82 |
| 58 | 5290 | 10.44 | 10.4 | 10.34 | 10.28 | 10.23 | 10.13 | 10.09 | 10.06 | 9.96 | 9.89 |
| 106ac80 | 5530 | 10.46 | -- | -- | -- | -- | -- | -- | -- | -- | -- |
| 122ac80 | 5610 | 10.47 | 10.39 | 10.31 | 10.24 | 10.19 | 10.11 | 10.07 | 10.00 | 9.94 | 9.84 |
| 138ac80(Band3) | 5690 | 10.37 | 10.31 | 10.24 | 10.18 | 10.1 | 10 | 9.96 | 9.86 | 9.77 | 9.68 |
| 138ac80(Band4) | 5690 | -8.44 | -8.52 | -8.61 | -8.65 | -8.72 | -8.82 | -8.87 | -8.91 | -8.96 | -9.04 |
| 155ac80 | 5775 | 10.49 | 10.44 | 10.34 | 10.28 | 10.21 | 10.13 | 10.1 | 10.01 | 9.93 | 9.84 |

Note: Maximum conducted output power Value =Reading value on Spectrum Analyzer + cable loss

**Maximum conducted output power Measurement:**

| Channel No | Frequency Range (MHz) | 26dB Bandwidth (MHz) | Chain A Power (dBm) | Chain B Power (dBm) | Output Power (dBm) | Output Power Limit | | Result |
|---|---|---|---|---|---|---|---|---|
| | | | | | | (dBm) | dBm+10log(BW) | |
| 42 | 5210 | -- | 10.45 | 10.49 | 13.48 | 24 | -- | Pass |
| 58 | 5290 | 82.320 | 10.47 | 10.44 | 13.47 | 24 | 30.16 | Pass |
| 106ac80 | 5530 | 84.710 | 10.48 | 10.46 | 13.48 | 24 | 30.28 | Pass |
| 122ac80 | 5610 | 81.030 | 10.48 | 10.47 | 13.49 | 24 | 30.09 | Pass |
| 138ac80(Band3) | 5690 | 76.600 | 10.34 | 10.37 | 13.37 | 24 | 29.84 | Pass |
| 138ac80(Band4) | 5690 | -- | -7.01 | -8.44 | -4.656 | 30 | -- | Pass |
| 155ac80 | 5775 | -- | 10.47 | 10.49 | 13.49 | 30 | -- | Pass |

Note:

1. Output Power (dBm) = 10LOG (Chain A Power (mW)+ Chain B Power (mW))
2. 26dB Bandwidth is the bandwidth of chain A or chain Bwhichever is less bandwidth, output power limitation is more stringent.

## 26dB Occupied Bandwidth:
## Channel 58 (Chain A)

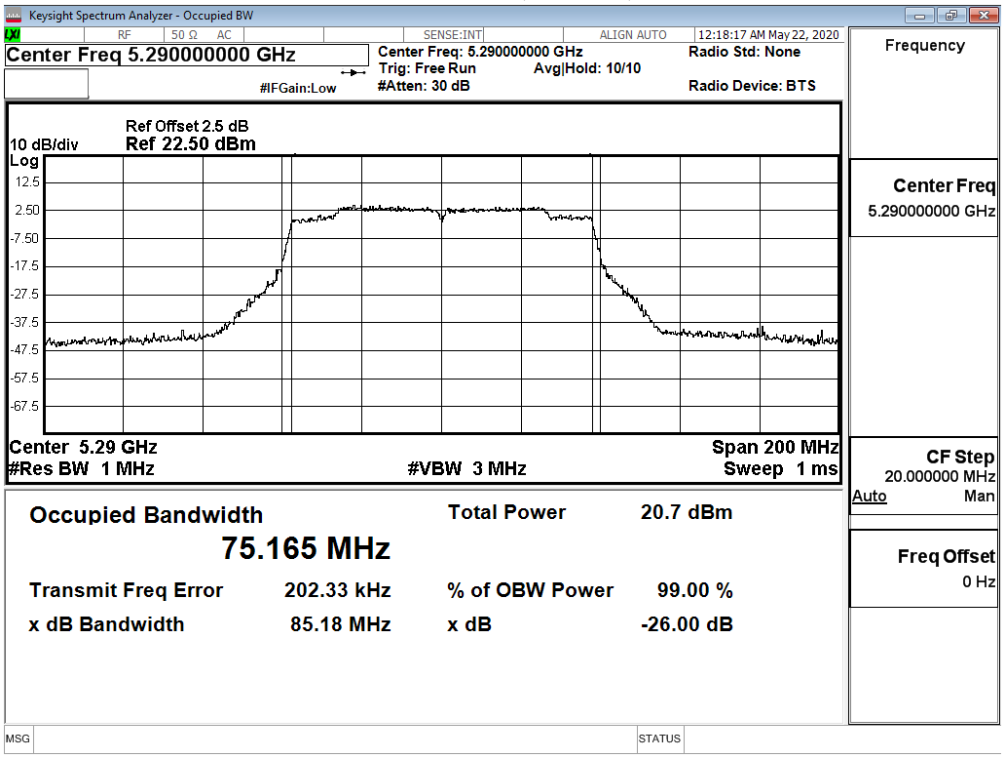


## Channel 58 (Chain B)

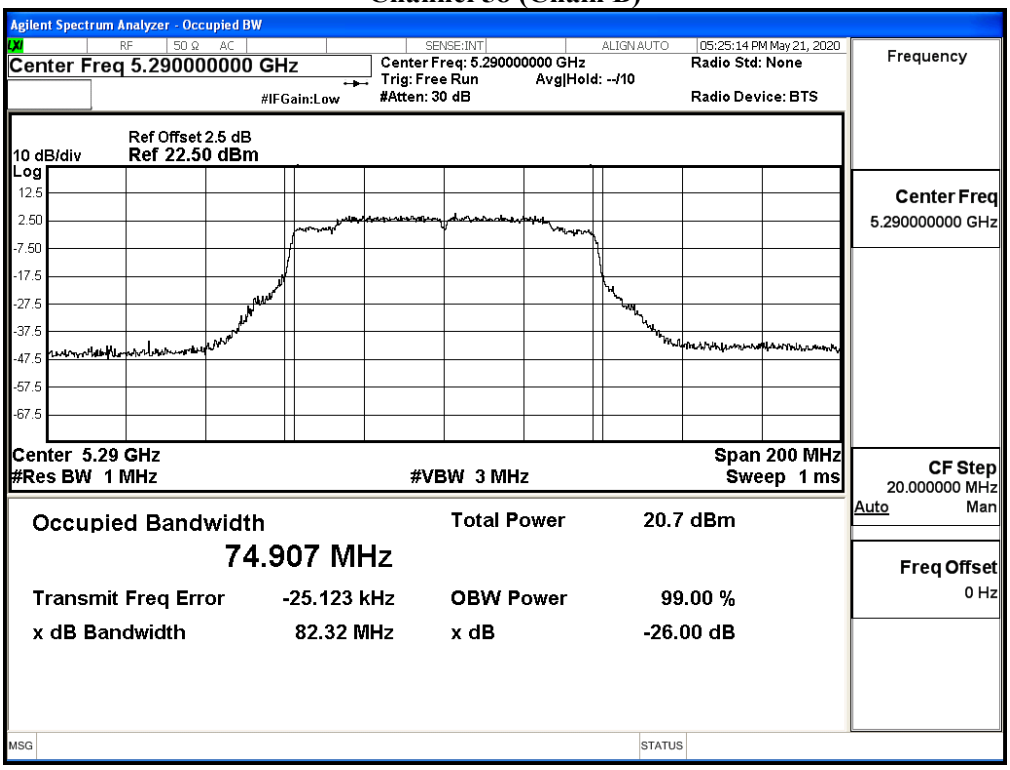

**Channel 106 (Chain A)**

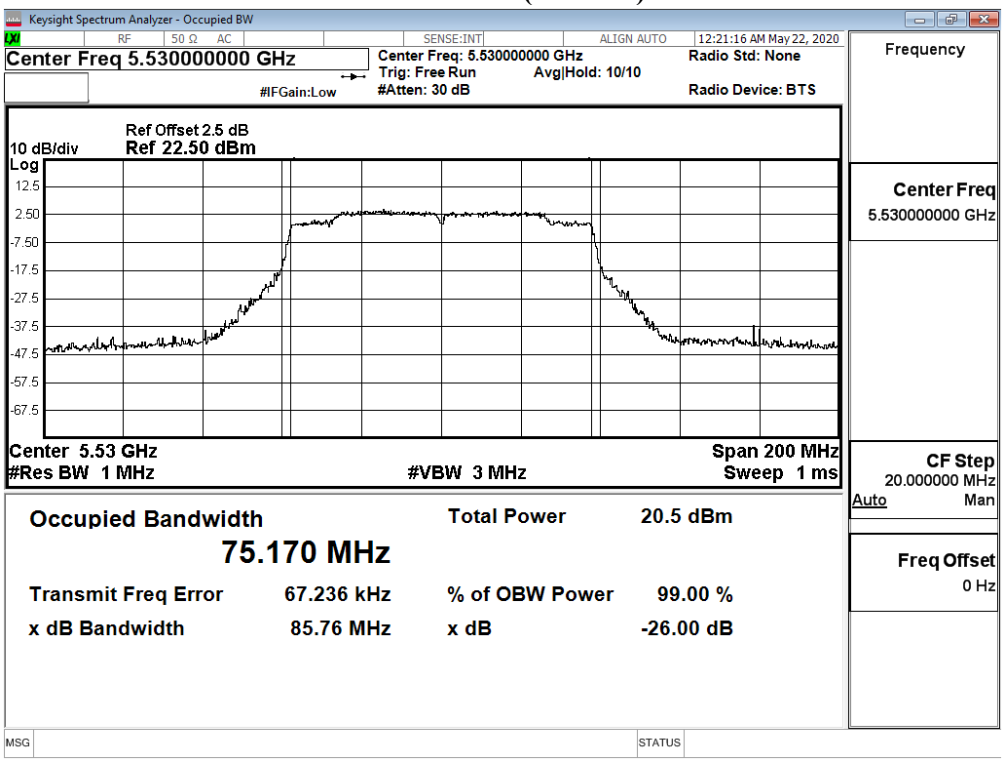


**Channel 106 (Chain B)**

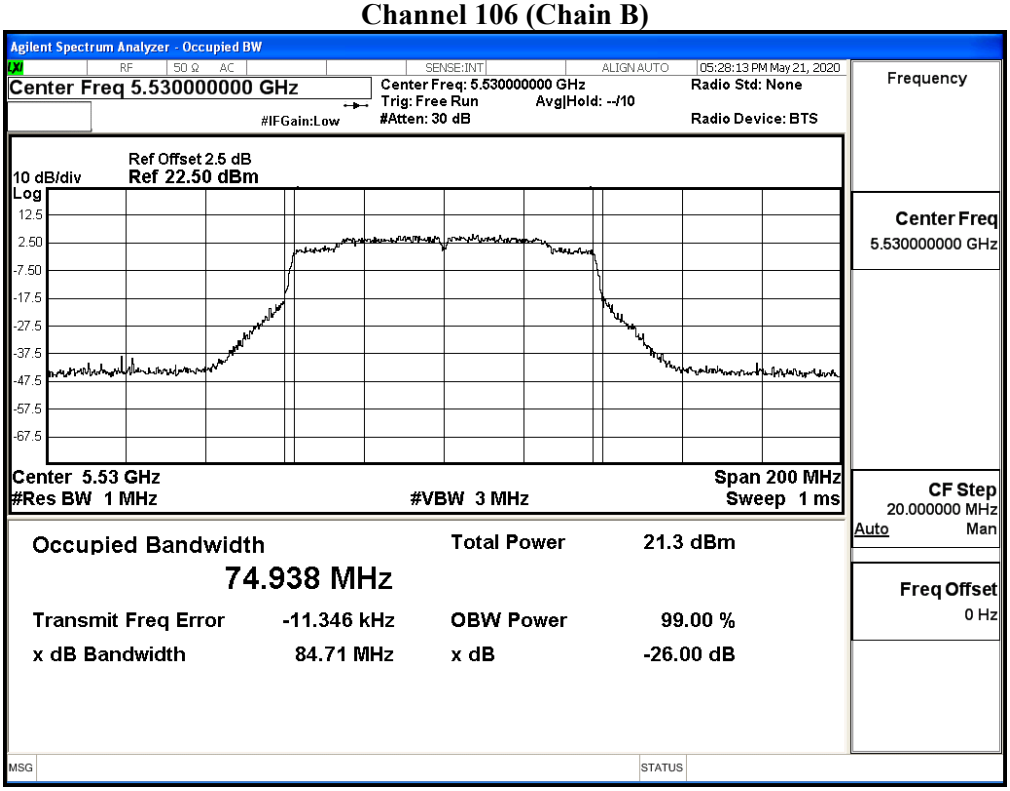

## Channel 122 (Chain A)

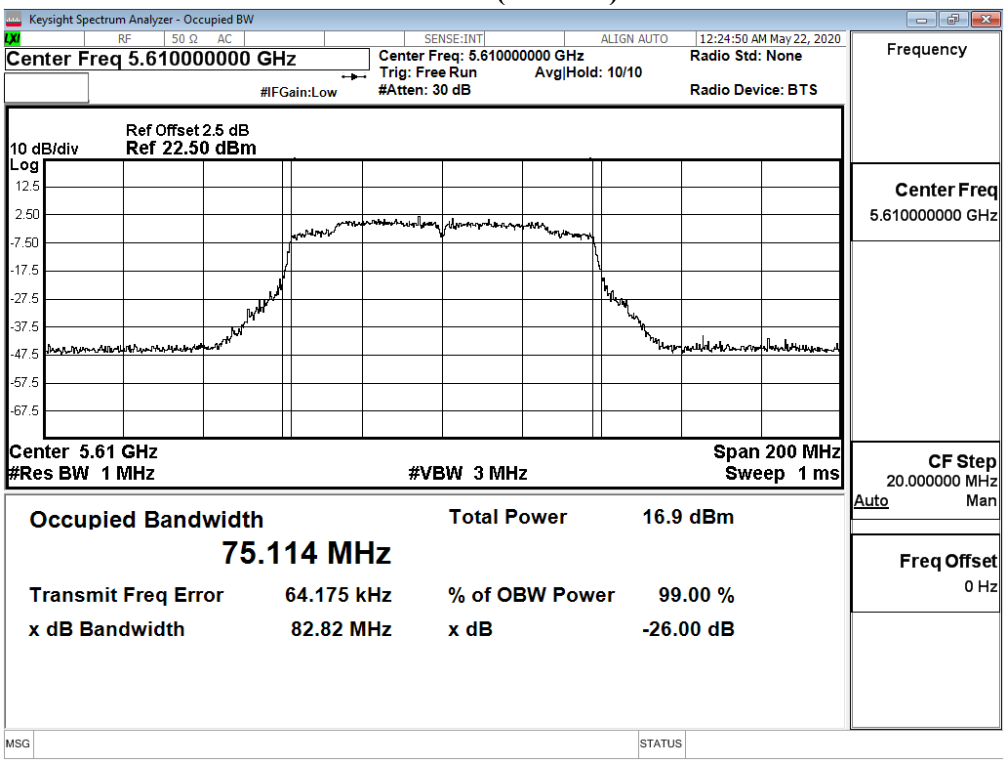


## Channel 122 (Chain B)

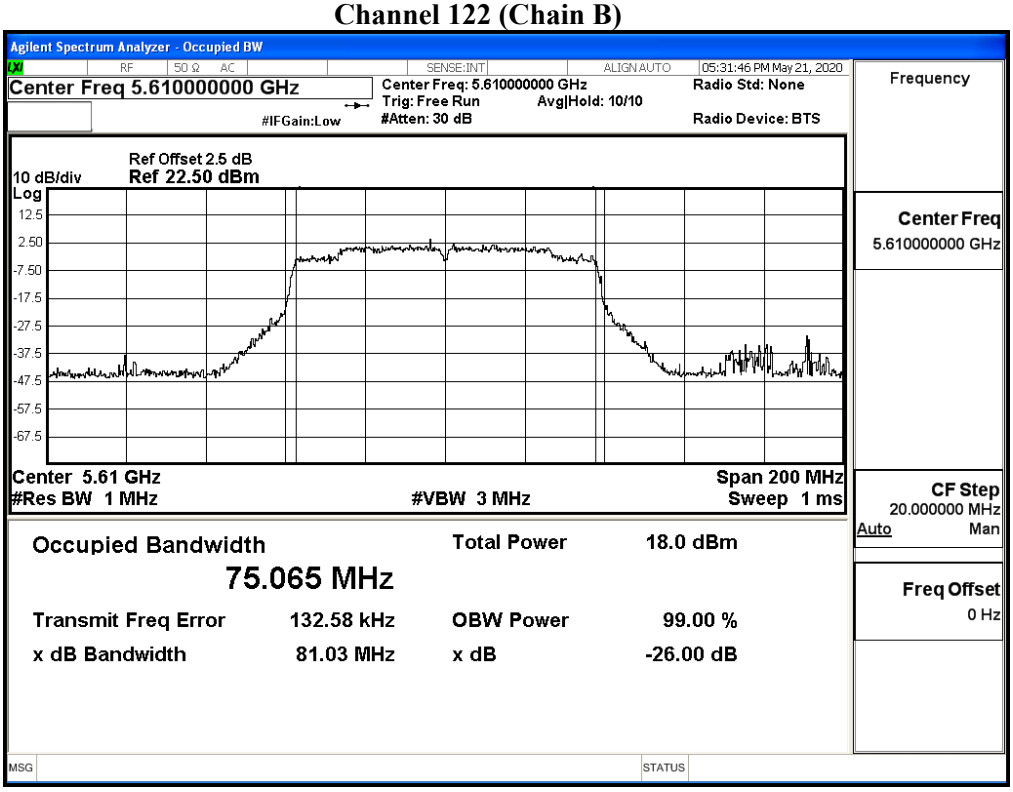

## Channel 138 (Chain A)

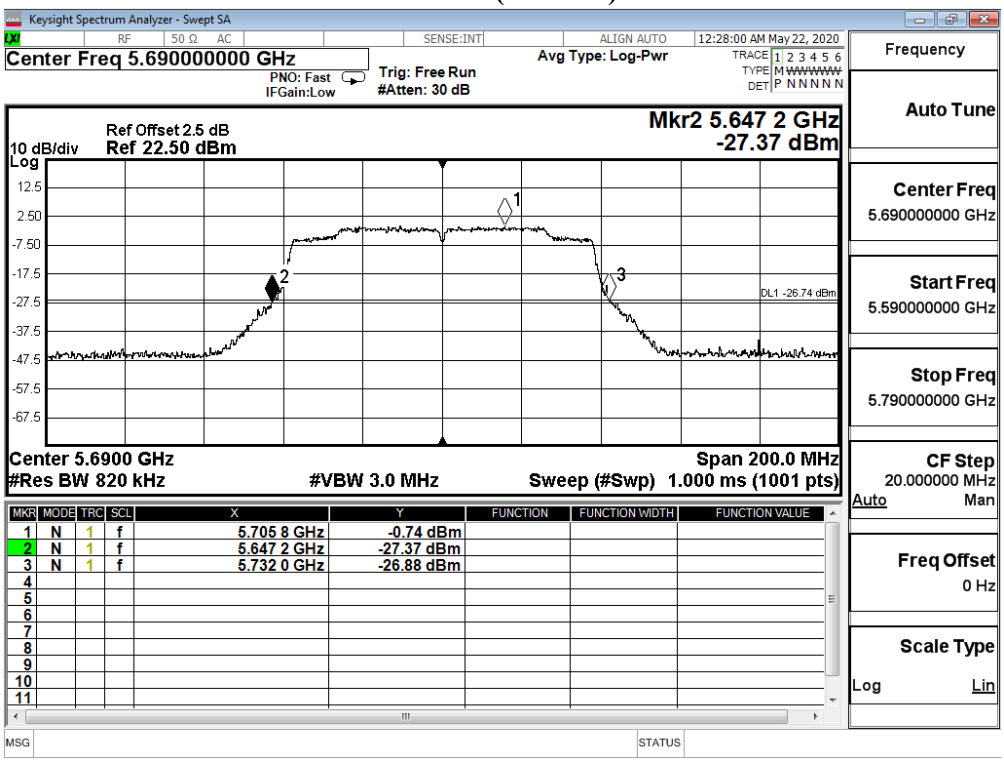


## Channel 138 (Chain B)

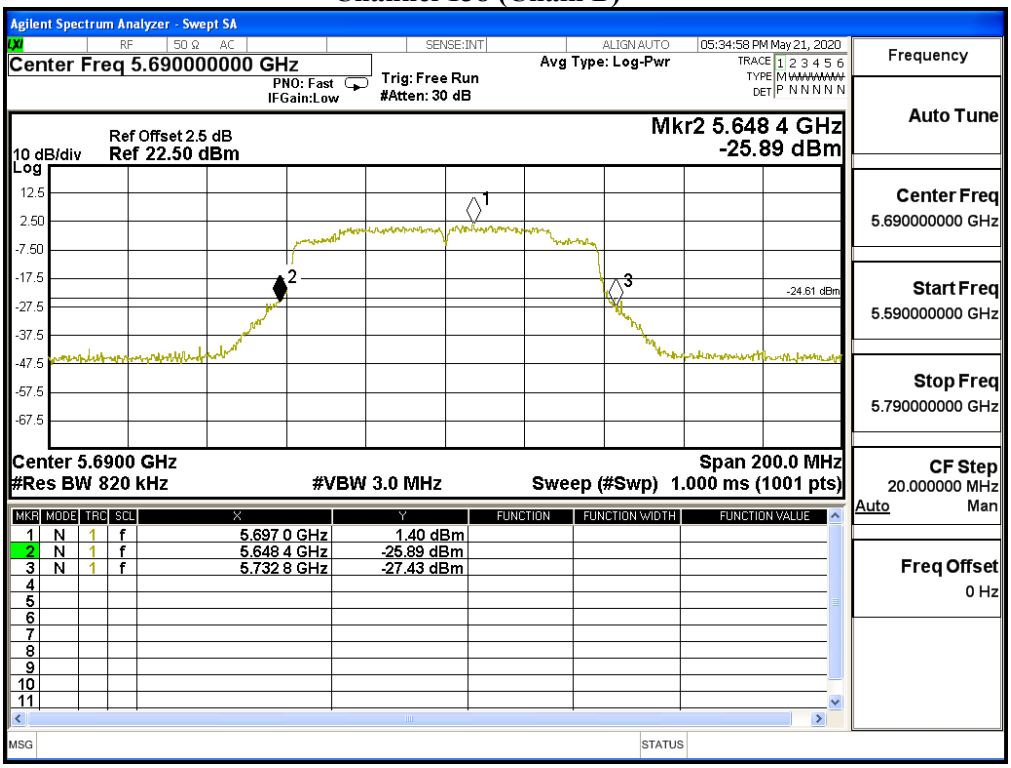

**Maximum conducted output power:**

**Channel 138 (Band3) (Chain A)**

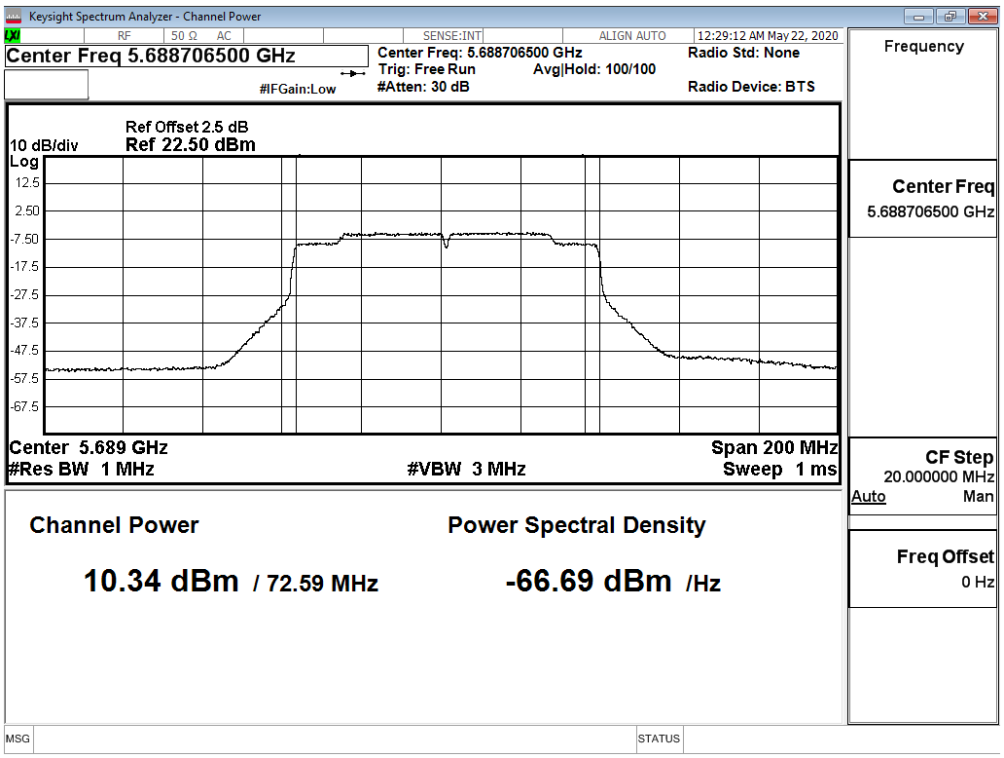


**Maximum conducted output power:**

**Channel 138 (Band4) (Chain A)**

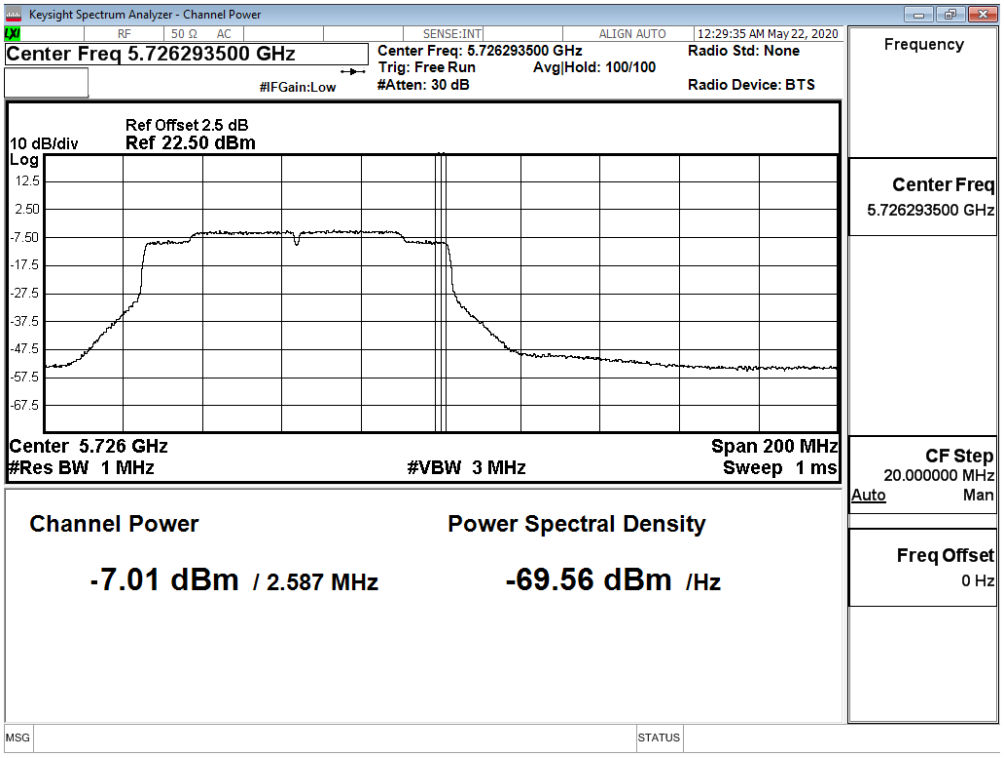

**Maximum conducted output power:**

**Channel 138 (Band3) (Chain B)**

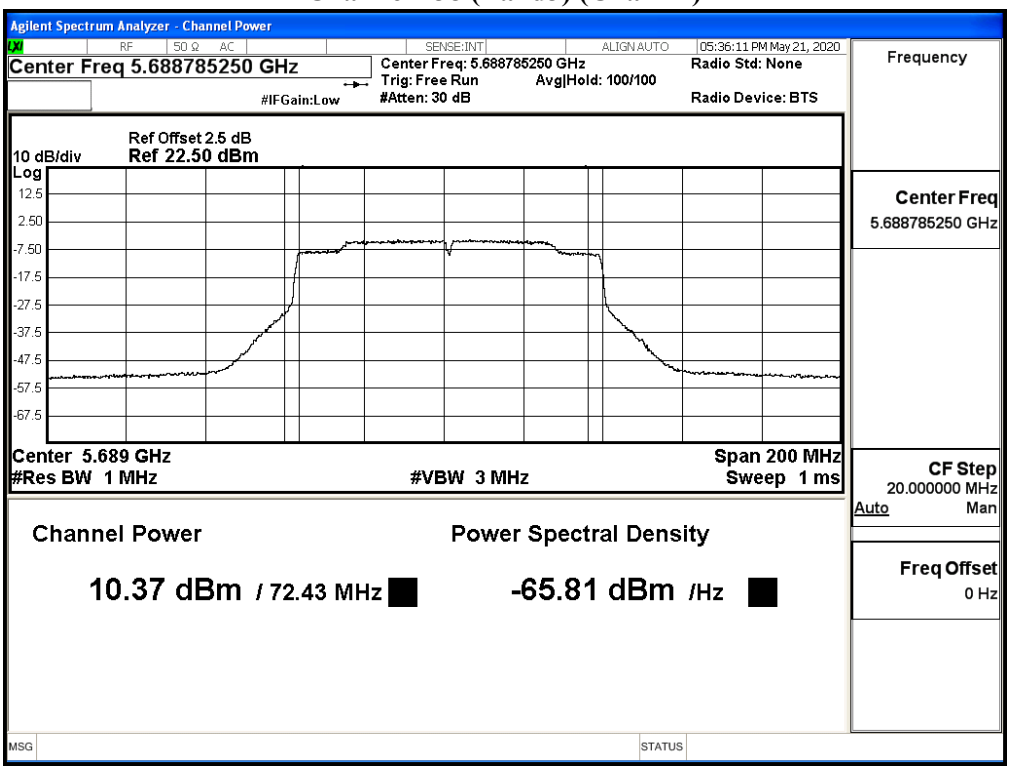


**Maximum conducted output power:**

**Channel 138 (Band4) (Chain B)**

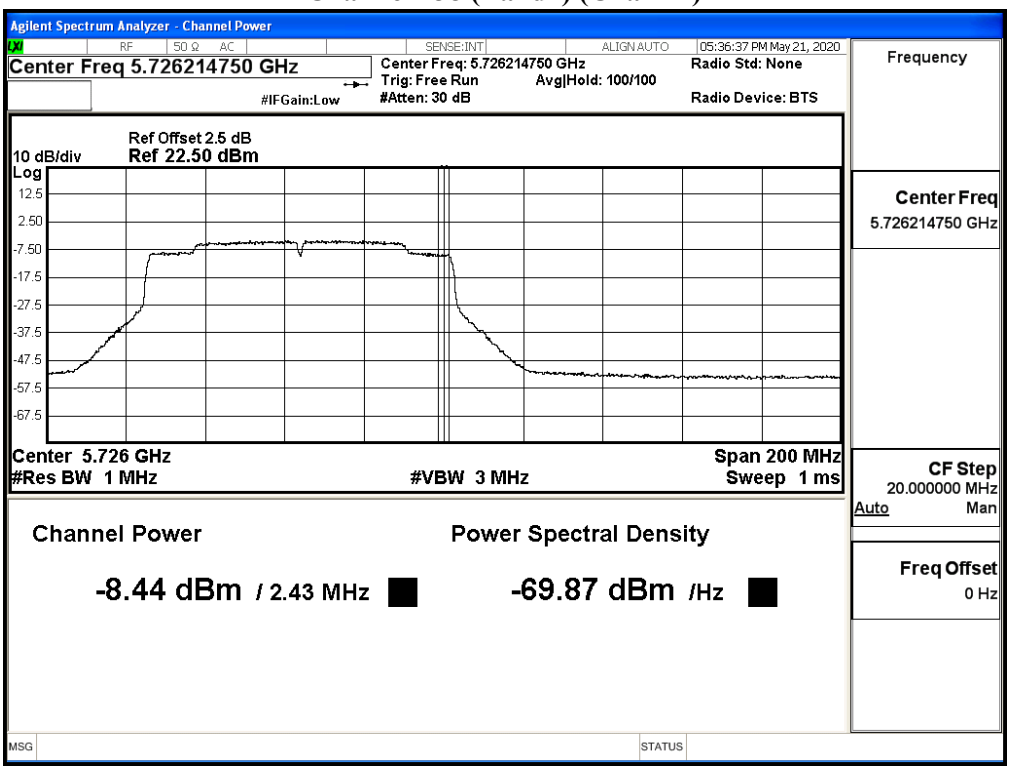

Product : Portable computer
Test Item : Maximum conducted output power
Test Date : 2020/05/18
Test Mode : Mode 22 MIMO: Transmit (802.11ac-160BW_130Mbps)

**Chain A**

| Cable loss=2.5dB | | Maximum conducted output power | | | | | | | | | |
|---|---|---|---|---|---|---|---|---|---|---|---|
| Channel No | Frequency (MHz) | Data Rate (Mbps) | | | | | | | | | |
| | | VHT0 | VHT1 | VHT2 | VHT3 | VHT4 | VHT5 | VHT6 | VHT7 | VHT8 | VHT9 |
| 50ac160(Band1) | 5250 | 7.18 | 7.11 | 7.08 | 7 | 6.9 | 6.82 | 6.72 | 6.64 | 6.59 | 6.51 |
| 50ac160(Band2) | 5250 | 7.65 | 7.6 | 7.53 | 7.48 | 7.45 | 7.35 | 7.27 | 7.19 | 7.11 | 7.08 |
| 114ac160 | 5570 | 10.45 | 10.4 | 10.36 | 10.33 | 10.28 | 10.25 | 10.18 | 10.11 | 10.04 | 9.99 |

Note: Maximum conducted output power Value =Reading value on Spectrum Analyzer + cable loss

**Chain A**

| Cable loss=2.5dB | | Maximum conducted output power | | | | | | | | | |
|---|---|---|---|---|---|---|---|---|---|---|---|
| Channel No | Frequency (MHz) | Data Rate (Mbps) | | | | | | | | | |
| | | VHT0 | VHT1 | VHT2 | VHT3 | VHT4 | VHT5 | VHT6 | VHT7 | VHT8 | VHT9 |
| 50ac160(Band1) | 5250 | 7.58 | 7.51 | 7.45 | 7.4 | 7.37 | 7.3 | 7.26 | 7.23 | 7.13 | 7.05 |
| 50ac160(Band2) | 5250 | 7.27 | 7.19 | 7.14 | 7.08 | 7.04 | 7.00 | 6.94 | 6.86 | 6.81 | 6.76 |
| 114ac160 | 5570 | 10.46 | 10.36 | 10.28 | 10.21 | 10.11 | 10.01 | 9.93 | 9.83 | 9.78 | 9.75 |

Note: Maximum conducted output power Value =Reading value on Spectrum Analyzer + cable loss

**Maximum conducted output power Measurement:**

| Channel No | Frequency Range (MHz) | 26dB Bandwidth (MHz) | Chain A Power (dBm) | Chain B Power (dBm) | Output Power (dBm) | Output Power Limit | | Result |
|---|---|---|---|---|---|---|---|---|
| | | | | | | (dBm) | dBm+10log(BW) | |
| 50ac160(Band1) | 5250 | -- | 7.18 | 7.58 | 10.39 | 24 | | Pass |
| 80ac160(Band2) | 5250 | 81.900 | 7.65 | 7.27 | 10.47 | 24 | 19.84 | Pass |
| 114ac160 | 5570 | 163.300 | 10.45 | 10.46 | 13.47 | 24 | 21.19 | Pass |

Note:

1. Output Power (dBm) = 10LOG (Chain A Power (mW)+ Chain B Power (mW))
2. 26dB Bandwidth is the bandwidth of chain A or chain Bwhichever is less bandwidth, output power limitation is more stringent.

## 26dB Occupied Bandwidth:

### Channel 50 (Chain A)

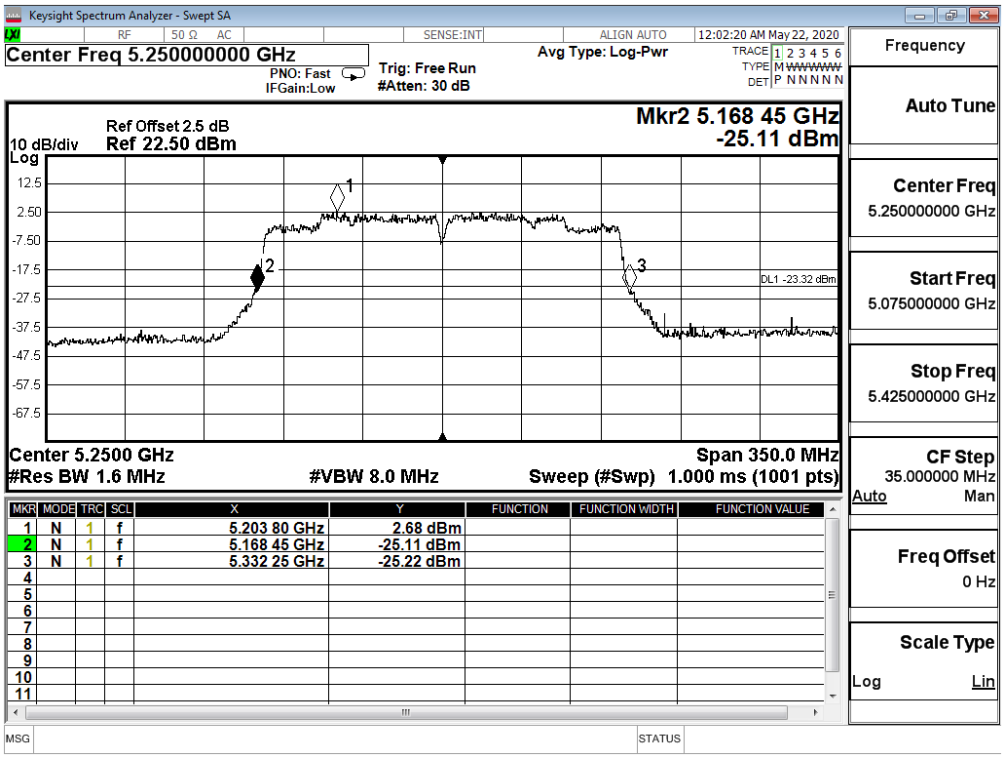


### Channel 50 (Chain B)

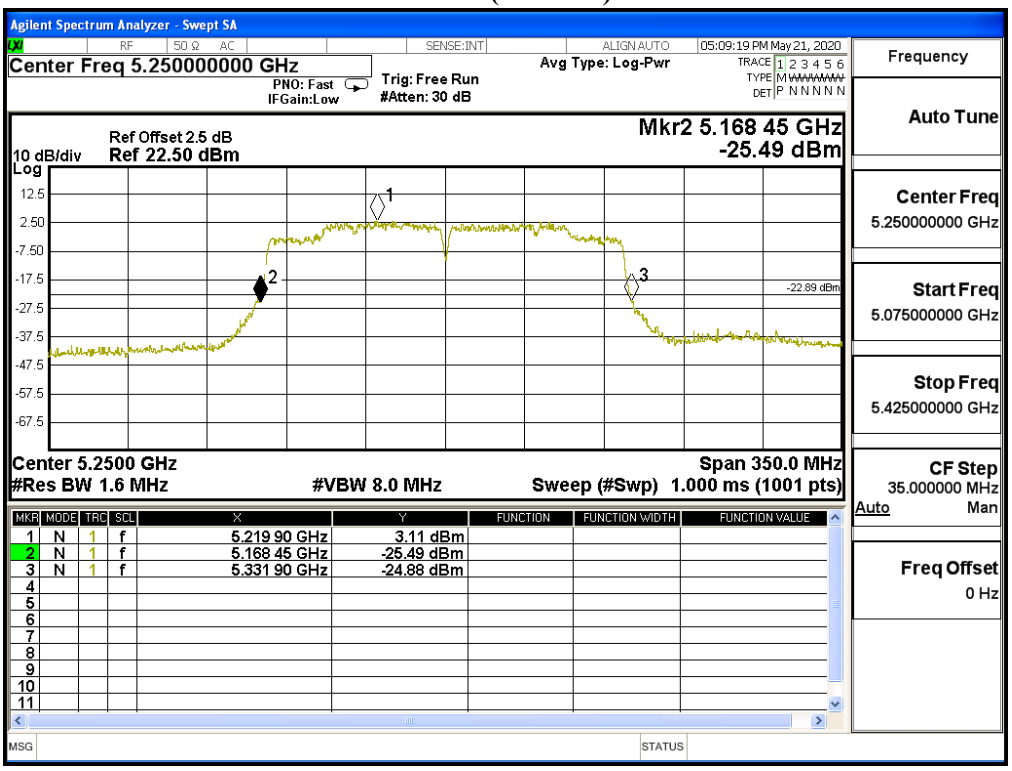

## Channel 114 (Chain A)

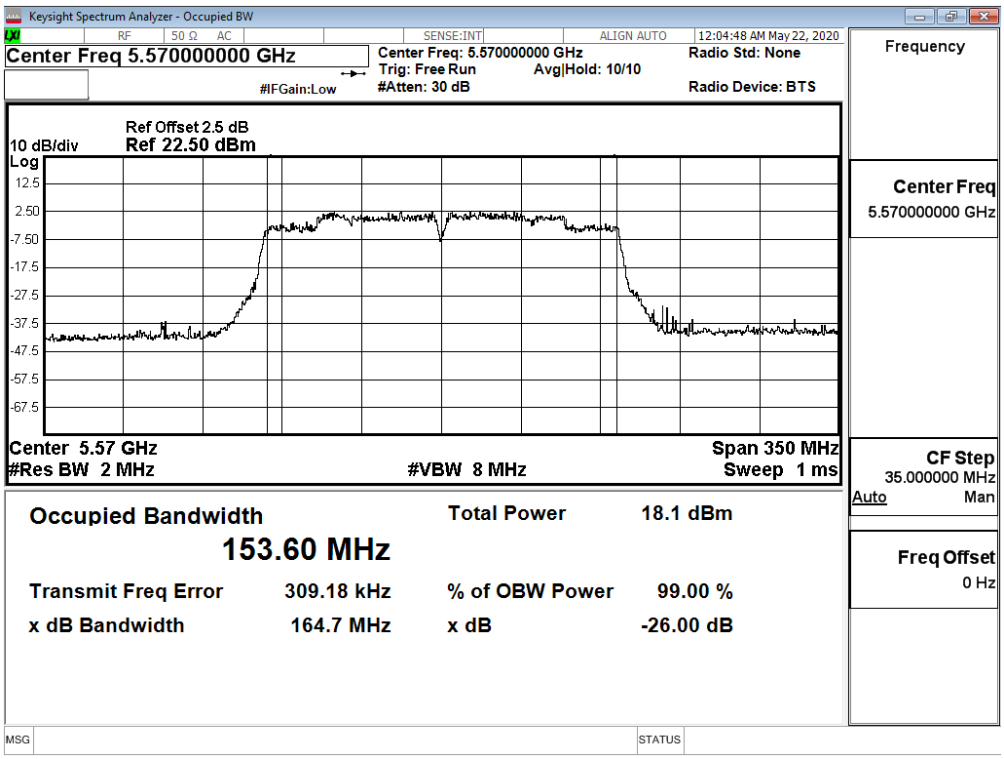


## Channel 114 (Chain B)

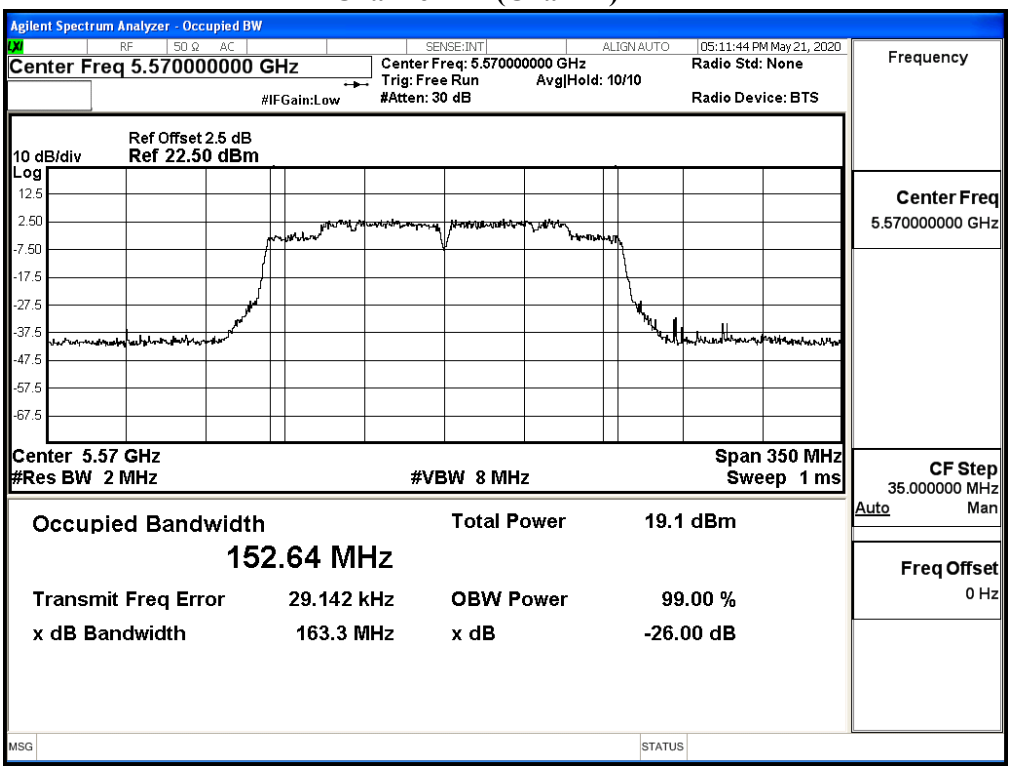

**Maximum conducted output power:**

**Channel 50 (Band1) (Chain A)**

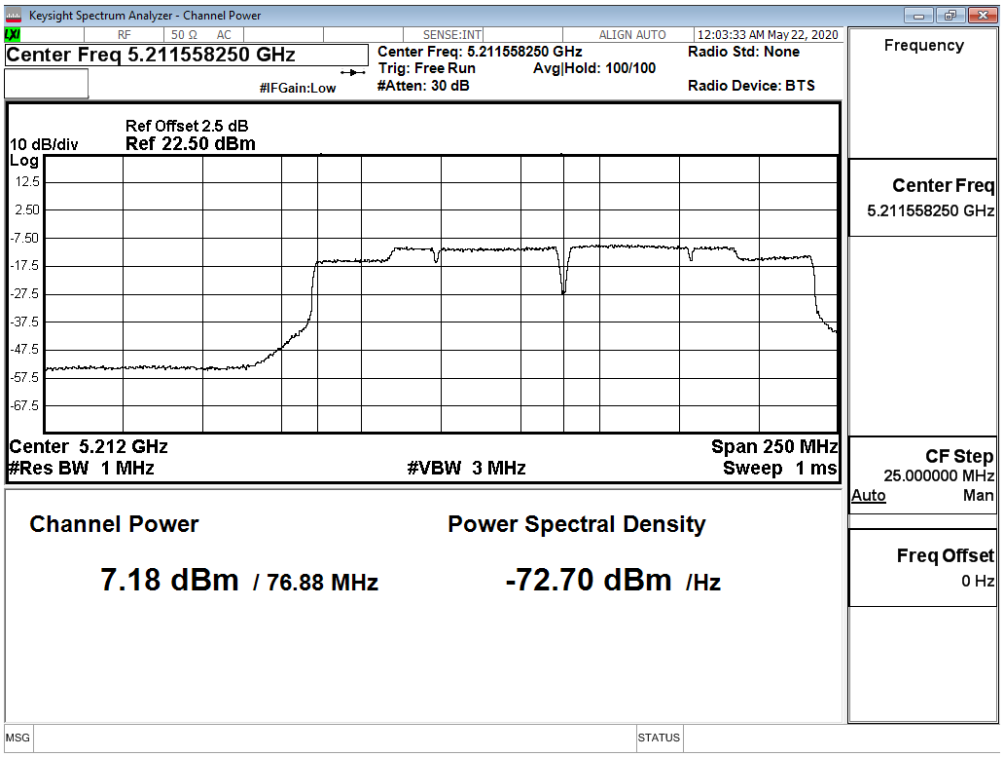


**Maximum conducted output power:**

**Channel 50 (Band2) (Chain A)**

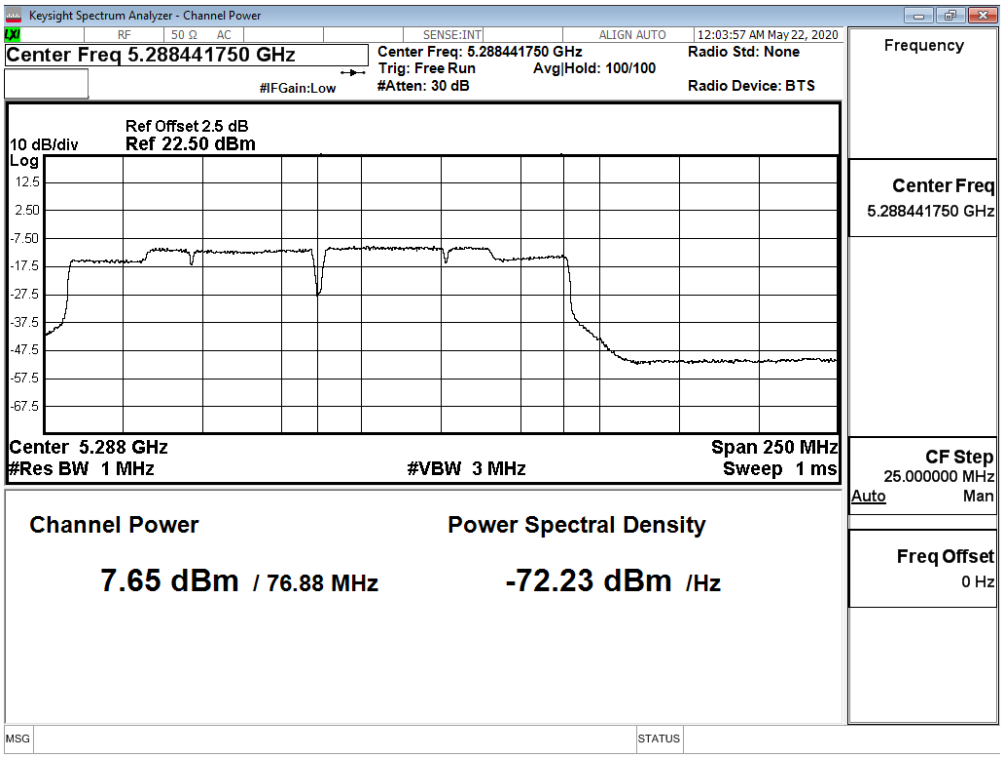

**Maximum conducted output power:**

**Channel 50 (Band1) (Chain B)**

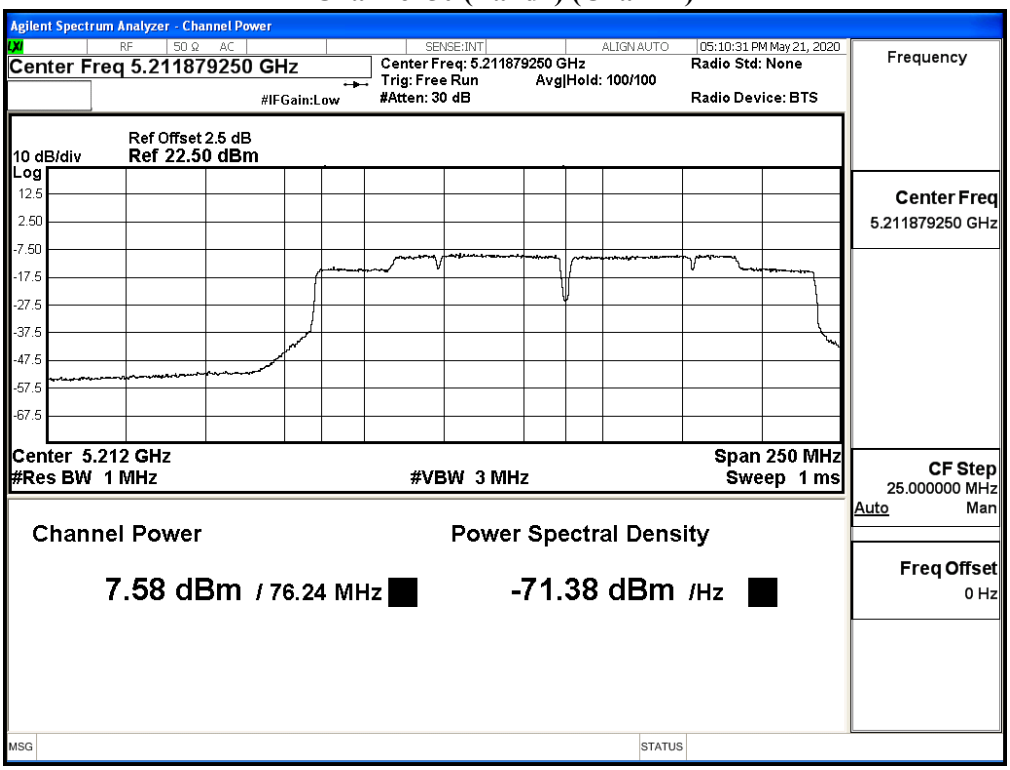


**Maximum conducted output power:**

**Channel 50 (Band2) (Chain B)**

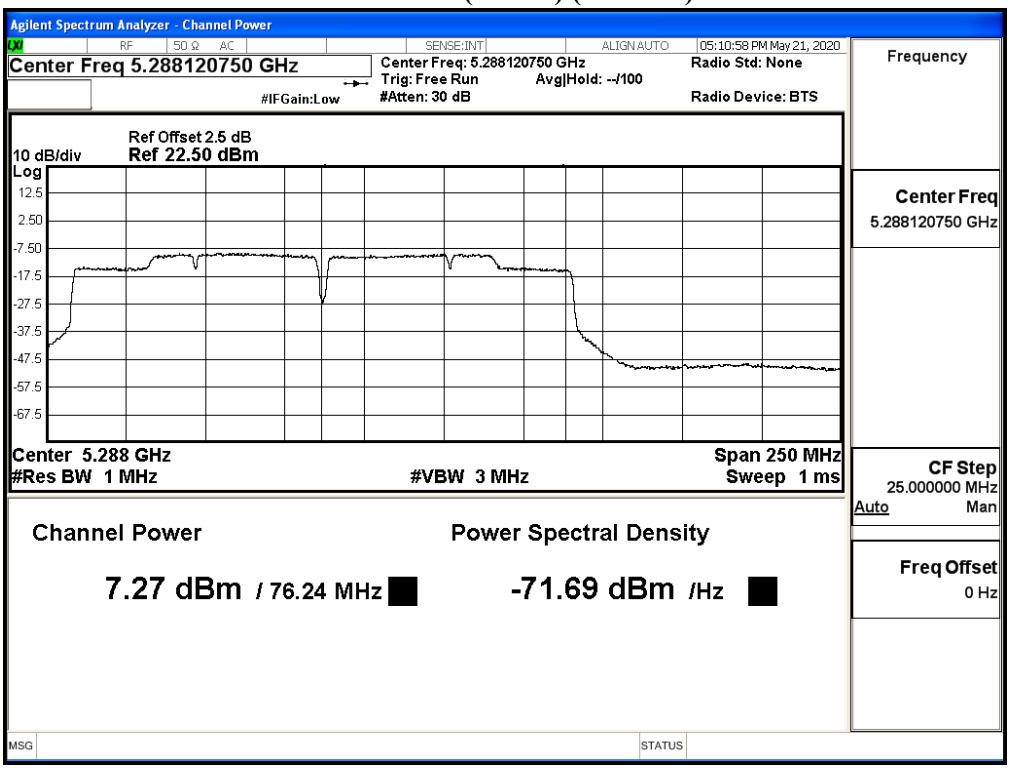

Product : Portable computer
Test Item : Maximum conducted output power
Test Date : 2020/05/18
Test Mode : Mode 23: MIMO: Transmit (802.11ax-20BW_17.2Mbps)

**Chain A**
**RU config: Full**

| Cable loss=2.5dB | | Maximum conducted output power | | | | | | | | | | | |
|---|---|---|---|---|---|---|---|---|---|---|---|---|---|
| Channel No. | Frequency (MHz) | Data Rate (Mbps) | | | | | | | | | | | |
| | | MCS0 | MCS1 | MCS2 | MCS3 | MCS4 | MCS5 | MCS6 | MCS7 | MCS8 | MCS9 | MCS10 | MCS11 |
| | | Measurement Level (dBm) | | | | | | | | | | | |
| 36 | 5180 | 10.48 | -- | -- | -- | -- | -- | -- | -- | -- | -- | -- | -- |
| 44 | 5220 | 10.45 | 10.37 | 10.29 | 10.19 | 10.12 | 10.02 | 9.95 | 9.91 | 9.86 | 9.76 | 9.67 | 9.57 |
| 48 | 5240 | 10.43 | -- | -- | -- | -- | -- | -- | -- | -- | -- | -- | -- |
| 52 | 5260 | 10.41 | -- | -- | -- | -- | -- | -- | -- | -- | -- | -- | -- |
| 60 | 5300 | 10.46 | 10.42 | 10.38 | 10.29 | 10.19 | 10.15 | 10.10 | 10.00 | 9.92 | 9.83 | 9.76 | 9.69 |
| 64 | 5320 | 10.47 | -- | -- | -- | -- | -- | -- | -- | -- | -- | -- | -- |
| 100 | 5500 | 10.43 | -- | -- | -- | -- | -- | -- | -- | -- | -- | -- | -- |
| 116 | 5580 | 10.46 | 10.43 | 10.38 | 10.28 | 10.18 | 10.13 | 10.05 | 9.96 | 9.89 | 9.83 | 9.75 | 9.67 |
| 140 | 5700 | 10.47 | -- | -- | -- | -- | -- | -- | -- | -- | -- | -- | -- |
| 144(Band3) | 5720 | 9.64 | 9.55 | 9.5 | 9.43 | 9.39 | 9.3 | 9.27 | 9.21 | 9.16 | 9.1 | 9.02 | 8.98 |
| 144(Band4) | 5720 | 2.63 | 2.59 | 2.55 | 2.47 | 2.39 | 2.36 | 2.32 | 2.26 | 2.18 | 2.14 | 2.07 | 2 |
| 149 | 5745 | 10.4 | -- | -- | -- | -- | -- | -- | -- | -- | -- | -- | -- |
| 157 | 5785 | 10.4 | 10.37 | 10.32 | 10.26 | 10.19 | 10.16 | 10.13 | 10.03 | 9.93 | 9.89 | 9.80 | 9.74 |
| 165 | 5825 | 10.44 | -- | -- | -- | -- | -- | -- | -- | -- | -- | -- | -- |

Note: Maximum conducted output power Value =Reading value on average power meter + cable loss

**Chain B**
**RU config: Full**

| Cable loss=2.5dB | | Maximum conducted output power | | | | | | | | | | | |
|---|---|---|---|---|---|---|---|---|---|---|---|---|---|
| Channel No. | Frequency (MHz) | Data Rate (Mbps) | | | | | | | | | | | |
| | | MCS0 | MCS1 | MCS2 | MCS3 | MCS4 | MCS5 | MCS6 | MCS7 | MCS8 | MCS9 | MCS10 | MCS11 |
| | | Measurement Level (dBm) | | | | | | | | | | | |
| 36 | 5180 | 10.46 | -- | -- | -- | -- | -- | -- | -- | -- | -- | -- | -- |
| 44 | 5220 | 10.46 | 10.41 | 10.38 | 10.29 | 10.24 | 10.17 | 10.09 | 10.06 | 9.98 | 9.93 | 9.90 | 9.87 |
| 48 | 5240 | 10.47 | -- | -- | -- | -- | -- | -- | -- | -- | -- | -- | -- |
| 52 | 5260 | 10.41 | -- | -- | -- | -- | -- | -- | -- | -- | -- | -- | -- |
| 60 | 5300 | 10.43 | 10.38 | 10.28 | 10.22 | 10.17 | 10.07 | 9.98 | 9.88 | 9.80 | 9.75 | 9.71 | 9.67 |
| 64 | 5320 | 10.4 | -- | -- | -- | -- | -- | -- | -- | -- | -- | -- | -- |
| 100 | 5500 | 10.44 | -- | -- | -- | -- | -- | -- | -- | -- | -- | -- | -- |
| 116 | 5580 | 10.49 | 10.45 | 10.37 | 10.30 | 10.22 | 10.18 | 10.14 | 10.10 | 10.04 | 10.01 | 9.94 | 9.85 |
| 140 | 5700 | 10.5 | -- | -- | -- | -- | -- | -- | -- | -- | -- | -- | -- |
| 144(Band3) | 5720 | 9.77 | 9.71 | 9.66 | 9.56 | 9.53 | 9.45 | 9.41 | 9.32 | 9.27 | 9.23 | 9.14 | 9.11 |
| 144(Band4) | 5720 | 2.22 | 2.14 | 2.04 | 1.94 | 1.9 | 1.82 | 1.74 | 1.67 | 1.62 | 1.58 | 1.55 | 1.49 |
| 149 | 5745 | 10.4 | -- | -- | -- | -- | -- | -- | -- | -- | -- | -- | -- |
| 157 | 5785 | 10.43 | 10.4 | 10.3 | 10.24 | 10.19 | 10.09 | 9.99 | 9.95 | 9.87 | 9.79 | 9.74 | 9.65 |
| 165 | 5825 | 10.42 | -- | -- | -- | -- | -- | -- | -- | -- | -- | -- | -- |

Note: Maximum conducted output power Value =Reading value on average power meter + cable loss

**Maximum conducted output power Measurement:**

| Channel No | Frequency Range (MHz) | 26dB Bandwidth (MHz) | Chain A Power (dBm) | Chain B Power (dBm) | Output Power (dBm) | Output Power Limit | | Result |
|---|---|---|---|---|---|---|---|---|
| | | | | | | (dBm) | dBm+10log(BW) | |
| 36 | 5180 | -- | 10.48 | 10.46 | 13.48 | 24 | -- | Pass |
| 44 | 5220 | -- | 10.45 | 10.46 | 13.47 | 24 | -- | Pass |
| 48 | 5240 | -- | 10.43 | 10.47 | 13.46 | 24 | -- | Pass |
| 52 | 5260 | 22.710 | 10.41 | 10.41 | 13.42 | 24 | 24.56 | Pass |
| 60 | 5300 | 22.840 | 10.46 | 10.43 | 13.46 | 24 | 24.59 | Pass |
| 64 | 5320 | 23.040 | 10.47 | 10.4 | 13.45 | 24 | 24.62 | Pass |
| 100 | 5500 | 22.630 | 10.43 | 10.44 | 13.45 | 24 | 24.55 | Pass |
| 116 | 5580 | 23.030 | 10.46 | 10.49 | 13.49 | 24 | 24.62 | Pass |
| 140 | 5700 | 22.810 | 10.47 | 10.5 | 13.5 | 24 | 24.58 | Pass |
| 144(Band3) | 5720 | 16.350 | 9.64 | 9.77 | 12.72 | 24 | 23.14 | Pass |
| 144(Band4) | 5720 | -- | 2.63 | 2.22 | 5.44 | 30 | -- | Pass |
| 149 | 5745 | -- | 10.4 | 10.4 | 13.41 | 30 | -- | Pass |
| 157 | 5785 | -- | 10.4 | 10.43 | 13.43 | 30 | -- | Pass |
| 165 | 5825 | -- | 10.44 | 10.42 | 13.44 | 30 | -- | Pass |

Note:

1. Output Power (dBm) = 10LOG (Chain A Power (mW)+ Chain B Power (mW))
2. 26dB Bandwidth is the bandwidth of chain A or chain Bwhichever is less bandwidth, output power limitation is more stringent.

**Chain A**
**RU config: Other**

| Channel No / Frequency (MHz) | RU setting | Average Power Output (dBm) | | | | | | | | | | | | |
|---|---|---|---|---|---|---|---|---|---|---|---|---|---|---|
| | | Data Rate (Mbps) | | | | | | | | | | | | Required Lim |
| | | MCS0 | -- | -- | -- | -- | -- | -- | -- | -- | -- | -- | -- | |
| 36/5180 | 26/0 | 10.42 | -- | -- | -- | -- | -- | -- | -- | -- | -- | -- | -- | <24dBm |
| | 52/37 | 10.48 | -- | -- | -- | -- | -- | -- | -- | -- | -- | -- | -- | <24dBm |
| | 106/53 | 10.47 | -- | -- | -- | -- | -- | -- | -- | -- | -- | -- | -- | <24dBm |
| 64/5320 | 26/8 | 10.48 | -- | -- | -- | -- | -- | -- | -- | -- | -- | -- | -- | <24dBm |
| | 52/40 | 10.45 | -- | -- | -- | -- | -- | -- | -- | -- | -- | -- | -- | <24dBm |
| | 106/54 | 10.42 | -- | -- | -- | -- | -- | -- | -- | -- | -- | -- | -- | <24dBm |
| 100/5500 | 26/0 | 10.44 | -- | -- | -- | -- | -- | -- | -- | -- | -- | -- | -- | <24dBm |
| | 52/37 | 10.47 | -- | -- | -- | -- | -- | -- | -- | -- | -- | -- | -- | <24dBm |
| | 106/53 | 10.44 | -- | -- | -- | -- | -- | -- | -- | -- | -- | -- | -- | <24dBm |
| 140/5700 | 26/8 | 10.44 | -- | -- | -- | -- | -- | -- | -- | -- | -- | -- | -- | <24dBm |
| | 52/40 | 10.43 | -- | -- | -- | -- | -- | -- | -- | -- | -- | -- | -- | <24dBm |
| | 106/54 | 10.44 | -- | -- | -- | -- | -- | -- | -- | -- | -- | -- | -- | <24dBm |
| 149/5745 | 26/0 | 10.43 | -- | -- | -- | -- | -- | -- | -- | -- | -- | -- | -- | <30dBm |
| | 52/37 | 10.41 | -- | -- | -- | -- | -- | -- | -- | -- | -- | -- | -- | <30dBm |
| | 106/53 | 10.49 | -- | -- | -- | -- | -- | -- | -- | -- | -- | -- | -- | <30dBm |

**Chain B**
**RU config: Other**

| Channel No / Frequency (MHz) | RU setting | Average Power Output (dBm) | | | | | | | | | | | | |
|---|---|---|---|---|---|---|---|---|---|---|---|---|---|---|
| | | Data Rate (Mbps) | | | | | | | | | | | | Required Lim |
| | | MCS0 | -- | -- | -- | -- | -- | -- | -- | -- | -- | -- | -- | |
| 36/5180 | 26/0 | 10.44 | -- | -- | -- | -- | -- | -- | -- | -- | -- | -- | -- | <24dBm |
| | 52/37 | 10.49 | -- | -- | -- | -- | -- | -- | -- | -- | -- | -- | -- | <24dBm |
| | 106/53 | 10.4 | -- | -- | -- | -- | -- | -- | -- | -- | -- | -- | -- | <24dBm |
| 64/5320 | 26/8 | 10.47 | -- | -- | -- | -- | -- | -- | -- | -- | -- | -- | -- | <24dBm |
| | 52/40 | 10.44 | -- | -- | -- | -- | -- | -- | -- | -- | -- | -- | -- | <24dBm |
| | 106/54 | 10.45 | -- | -- | -- | -- | -- | -- | -- | -- | -- | -- | -- | <24dBm |
| 100/5500 | 26/0 | 10.37 | -- | -- | -- | -- | -- | -- | -- | -- | -- | -- | -- | <24dBm |
| | 52/37 | 10.43 | -- | -- | -- | -- | -- | -- | -- | -- | -- | -- | -- | <24dBm |
| | 106/53 | 10.45 | -- | -- | -- | -- | -- | -- | -- | -- | -- | -- | -- | <24dBm |
| 140/5700 | 26/8 | 10.45 | -- | -- | -- | -- | -- | -- | -- | -- | -- | -- | -- | <24dBm |
| | 52/40 | 10.49 | -- | -- | -- | -- | -- | -- | -- | -- | -- | -- | -- | <24dBm |
| | 106/54 | 10.48 | -- | -- | -- | -- | -- | -- | -- | -- | -- | -- | -- | <24dBm |
| 149/5745 | 26/0 | 10.39 | -- | -- | -- | -- | -- | -- | -- | -- | -- | -- | -- | <30dBm |
| | 52/37 | 10.39 | -- | -- | -- | -- | -- | -- | -- | -- | -- | -- | -- | <30dBm |
| | 106/53 | 10.41 | -- | -- | -- | -- | -- | -- | -- | -- | -- | -- | -- | <30dBm |

**Maximum conducted output power Measurement:**

| Channel No / Frequency Range | RU setting | 26dB Bandwidth | Chain A Power | Chain B Power | Output Power Limit | Output power limit | | Result |
|---|---|---|---|---|---|---|---|---|
| | | (MHz) | (dBm) | (dBm) | (dBm) | (dBm) | dBm+10log (BW) | |
| 36/5180 | 26/0 | -- | 10.42 | 10.44 | 13.44 | 24 | -- | Pass |
| | 52/37 | -- | 10.48 | 10.49 | 13.5 | 24 | -- | Pass |
| | 106/53 | -- | 10.47 | 10.4 | 13.45 | 24 | -- | Pass |
| 64/5320 | 26/8 | 20.360 | 10.48 | 10.47 | 13.49 | 24 | 24.09 | Pass |
| | 52/40 | 20.230 | 10.45 | 10.44 | 13.46 | 24 | 24.06 | Pass |
| | 106/54 | 20.430 | 10.42 | 10.45 | 13.45 | 24 | 24.10 | Pass |
| 100/5500 | 26/0 | 20.550 | 10.44 | 10.37 | 13.42 | 24 | 24.13 | Pass |
| | 52/37 | 19.810 | 10.47 | 10.43 | 13.46 | 24 | 23.97 | Pass |
| | 106/53 | 20.960 | 10.44 | 10.45 | 13.46 | 24 | 24.21 | Pass |
| 140/5700 | 26/8 | 20.360 | 10.44 | 10.45 | 13.46 | 24 | 24.09 | Pass |
| | 52/40 | 20.270 | 10.43 | 10.49 | 13.47 | 24 | 24.07 | Pass |
| | 106/54 | 20.200 | 10.44 | 10.48 | 13.47 | 24 | 24.05 | Pass |
| 149/5745 | 26/0 | -- | 10.43 | 10.39 | 13.42 | 30 | -- | Pass |
| | 52/37 | -- | 10.41 | 10.39 | 13.41 | 30 | -- | Pass |
| | 106/53 | -- | 10.49 | 10.41 | 13.46 | 30 | -- | Pass |

Note:

1. Output Power (dBm) = 10LOG (Chain A Power (mW)+ Chain B Power (mW))
2. 26dB Bandwidth is the bandwidth of chain A or chain Bwhichever is less bandwidth, output power limitation is more stringent.

**RU config: Full**

**26dB Occupied Bandwidth:**

**Channel 52 (Chain A)**

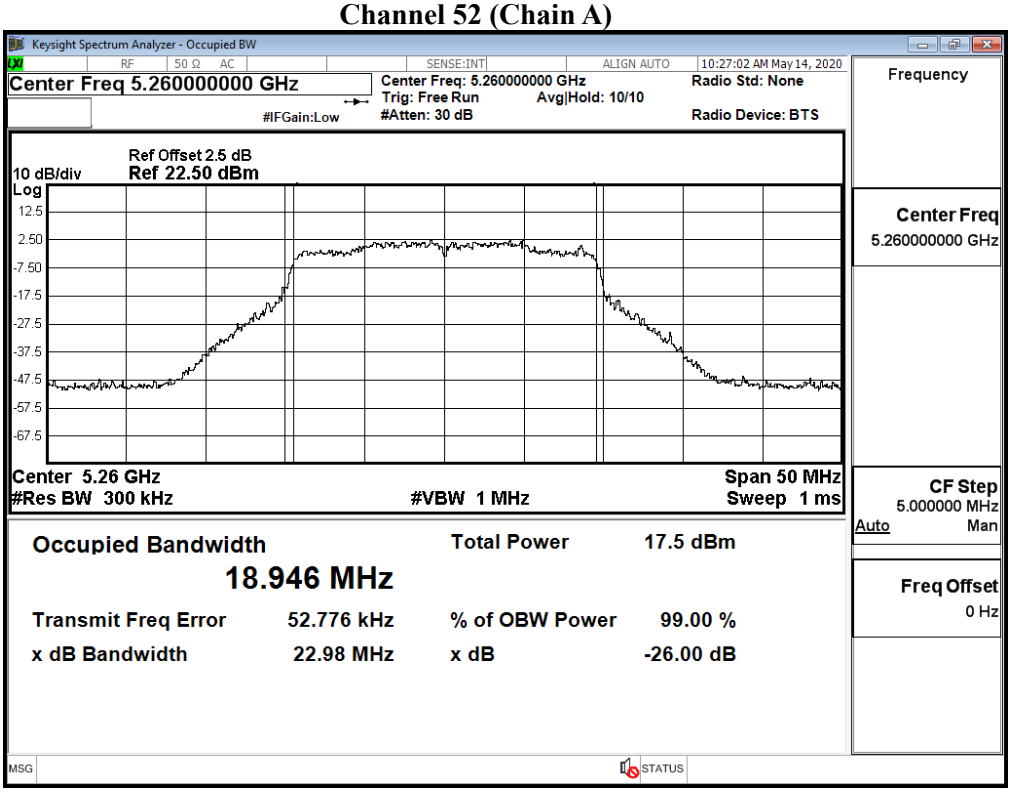


**Channel 52 (Chain B)**

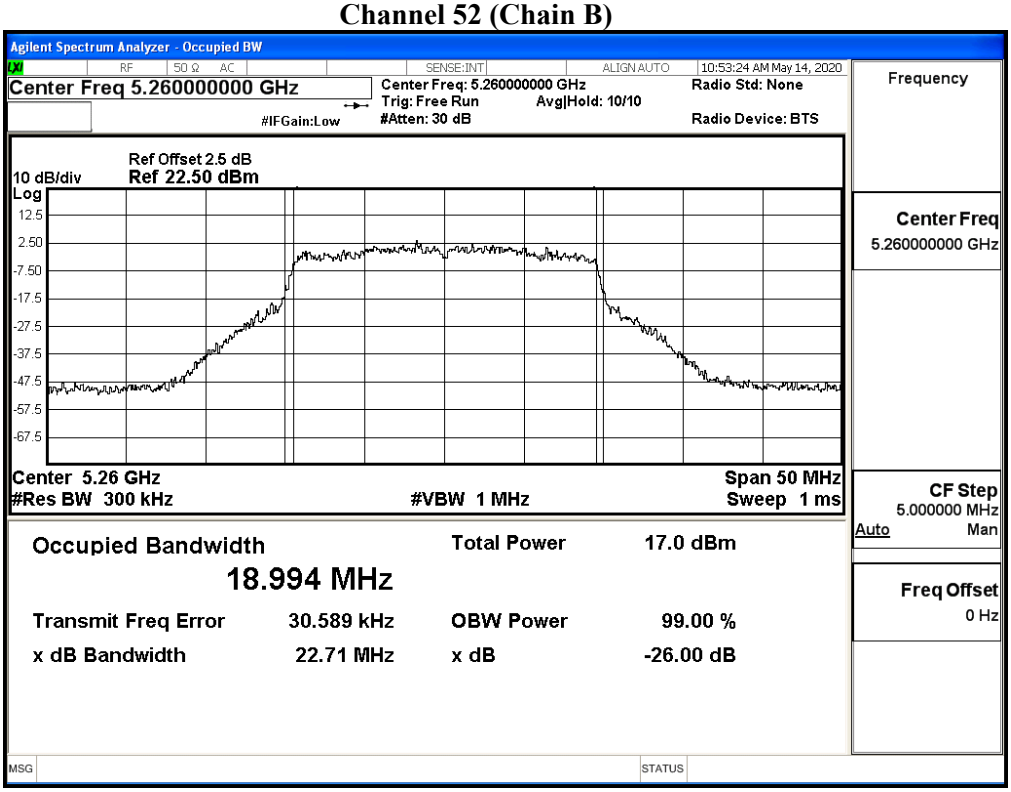

## Channel 60 (Chain A)

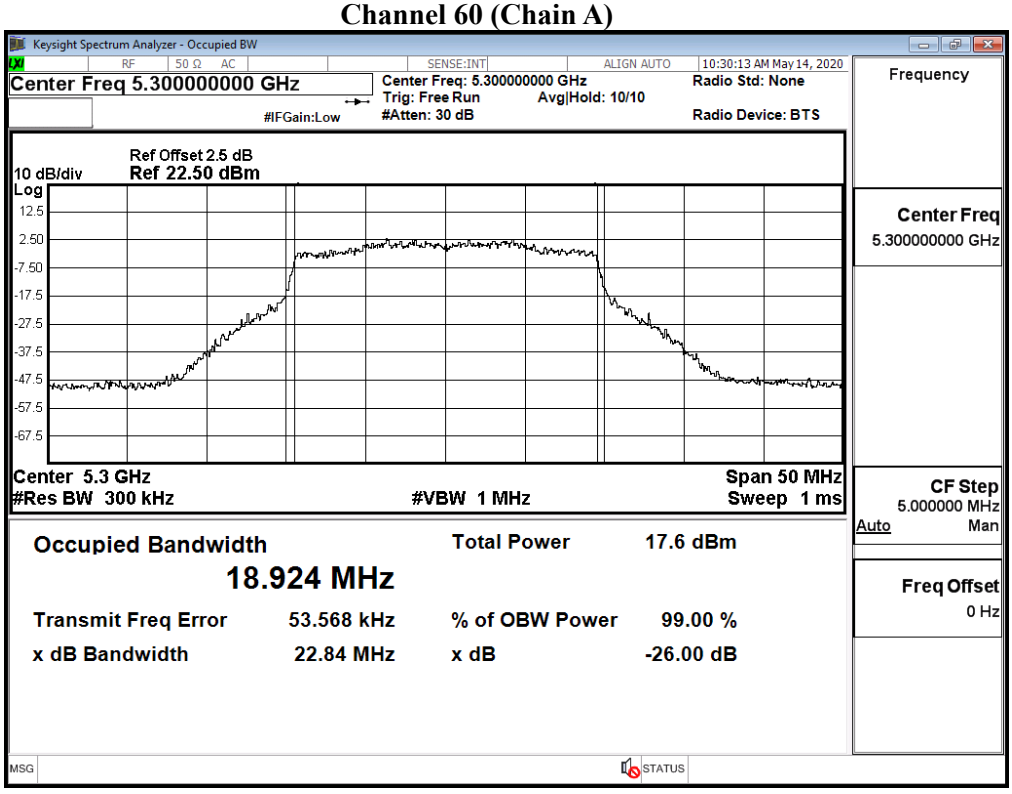


## Channel 60 (Chain B)

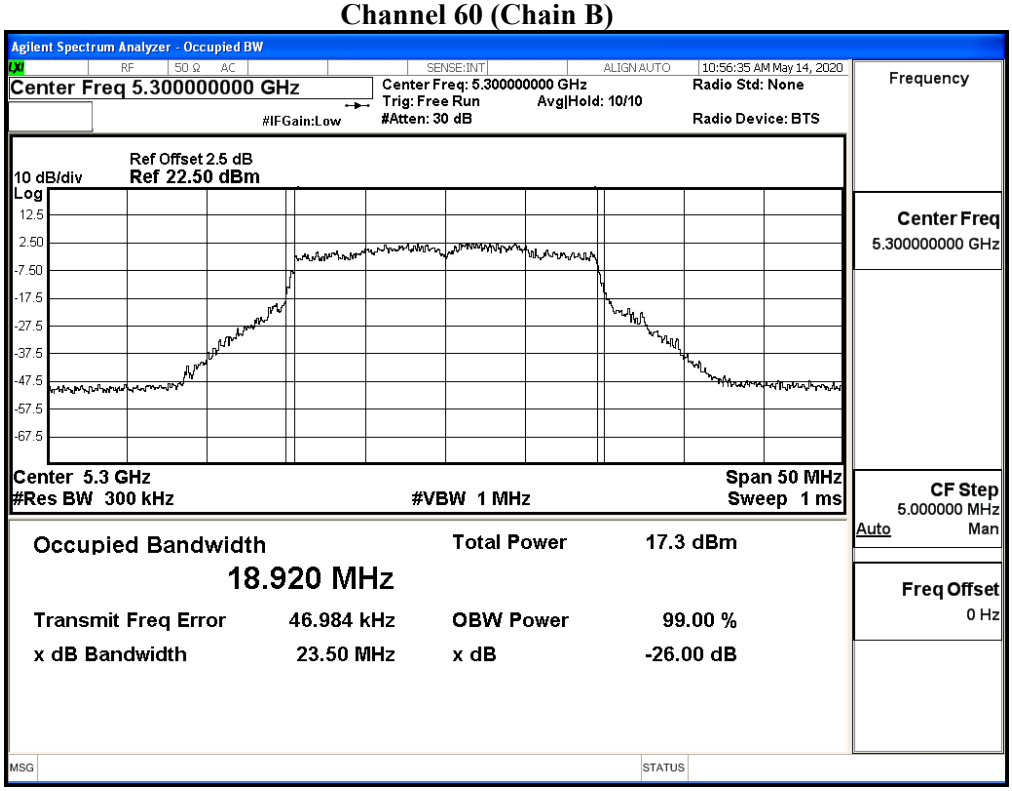

**Channel 64 (Chain A)**

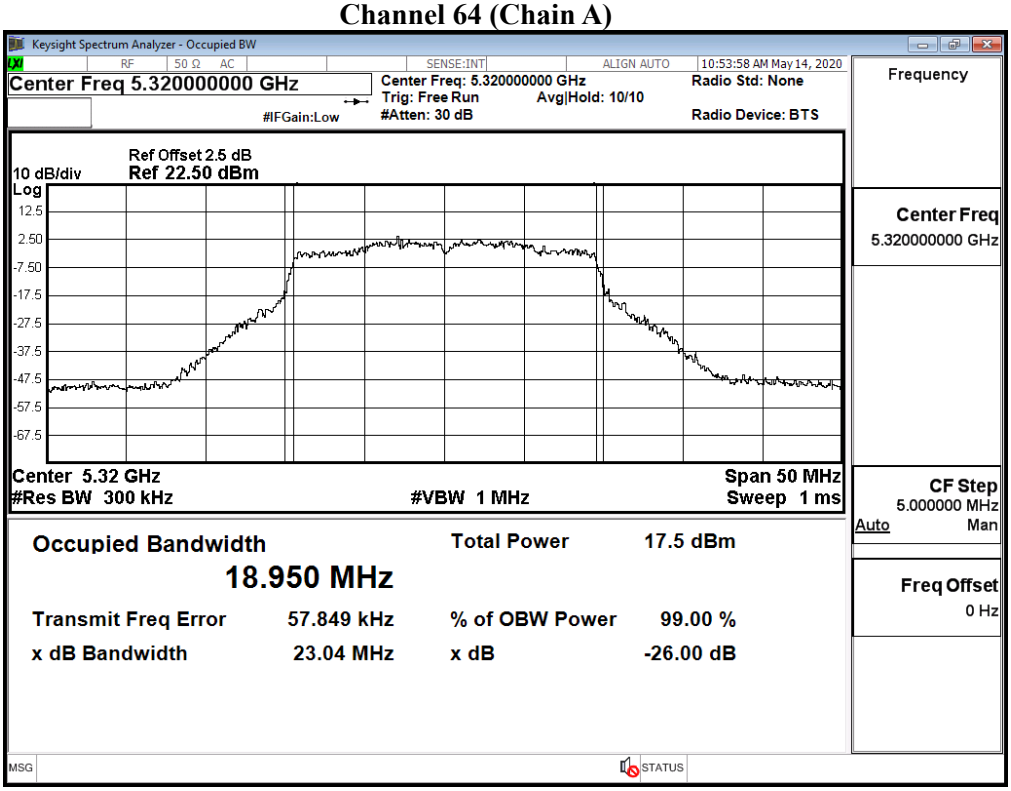


**Channel 64 (Chain B)**

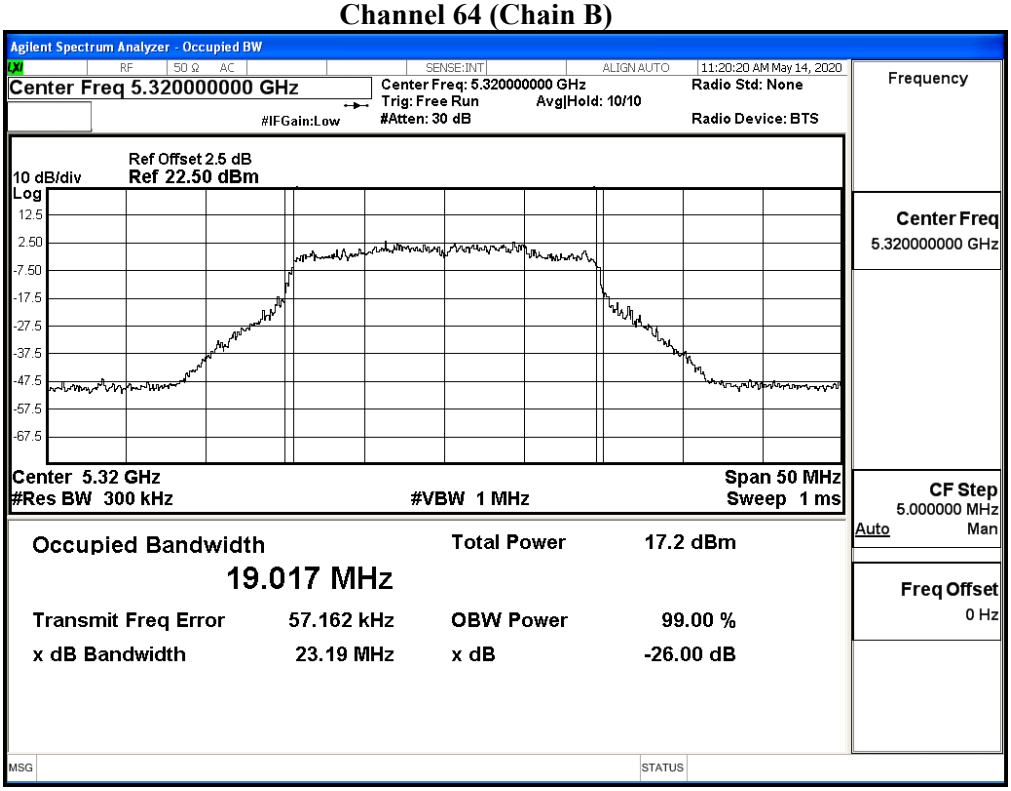

## Channel 100 (Chain A)

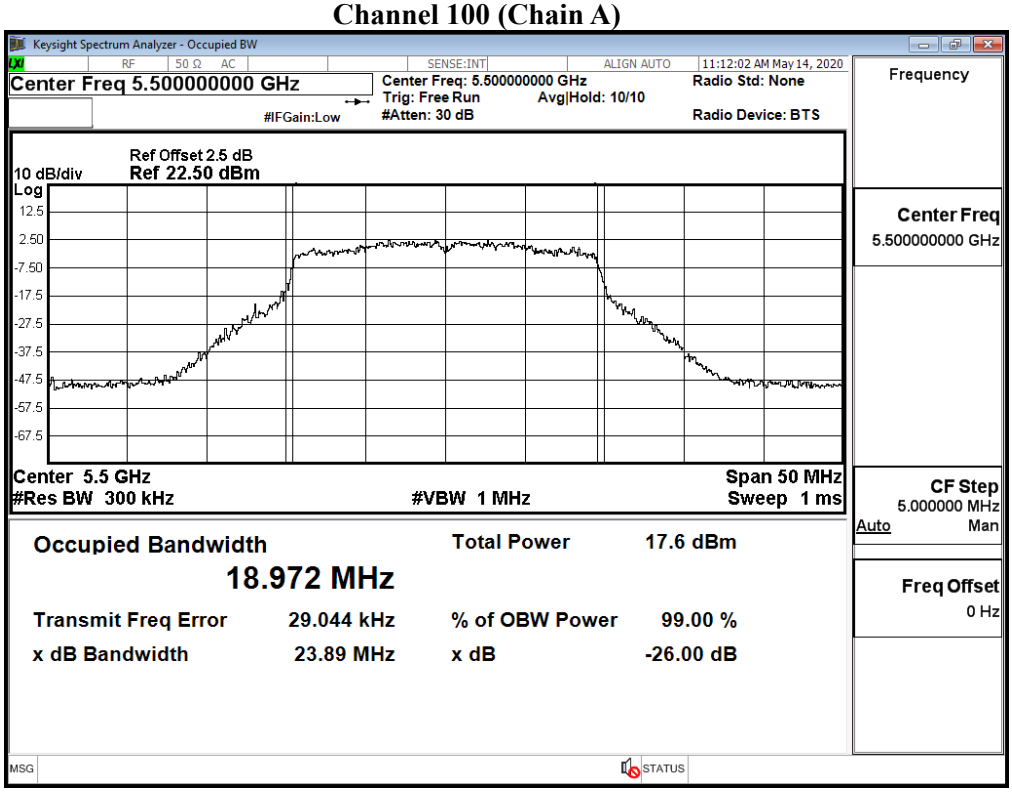


## Channel 100 (Chain B)

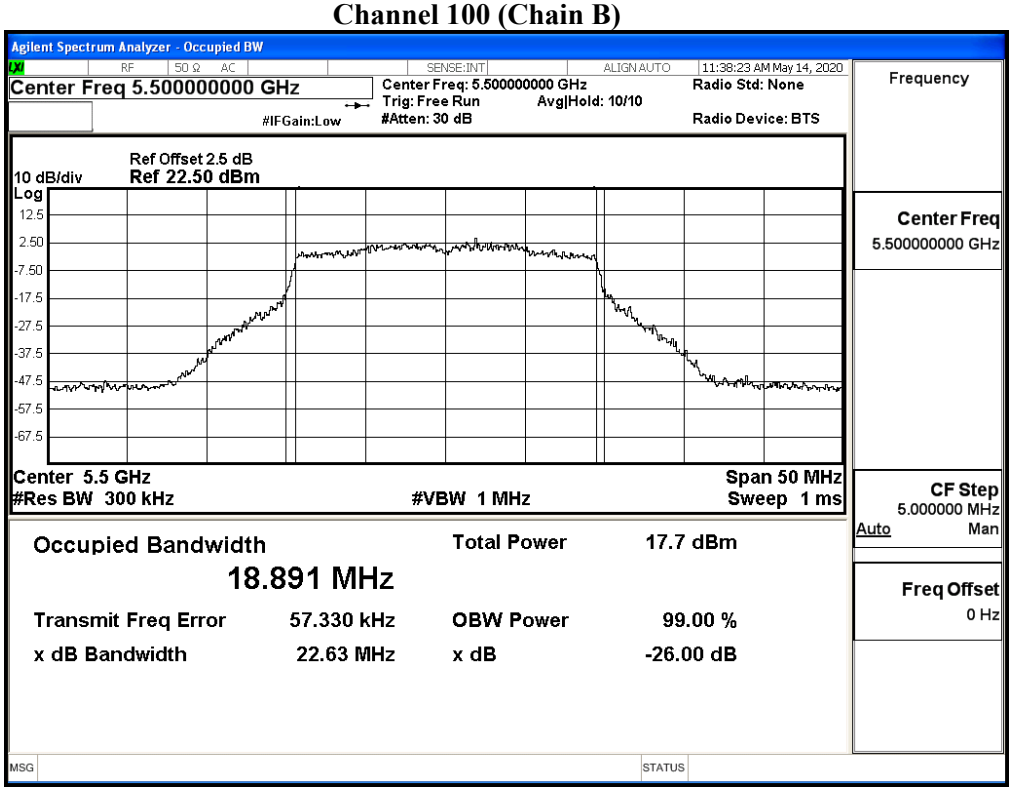

## Channel 116 (Chain A)

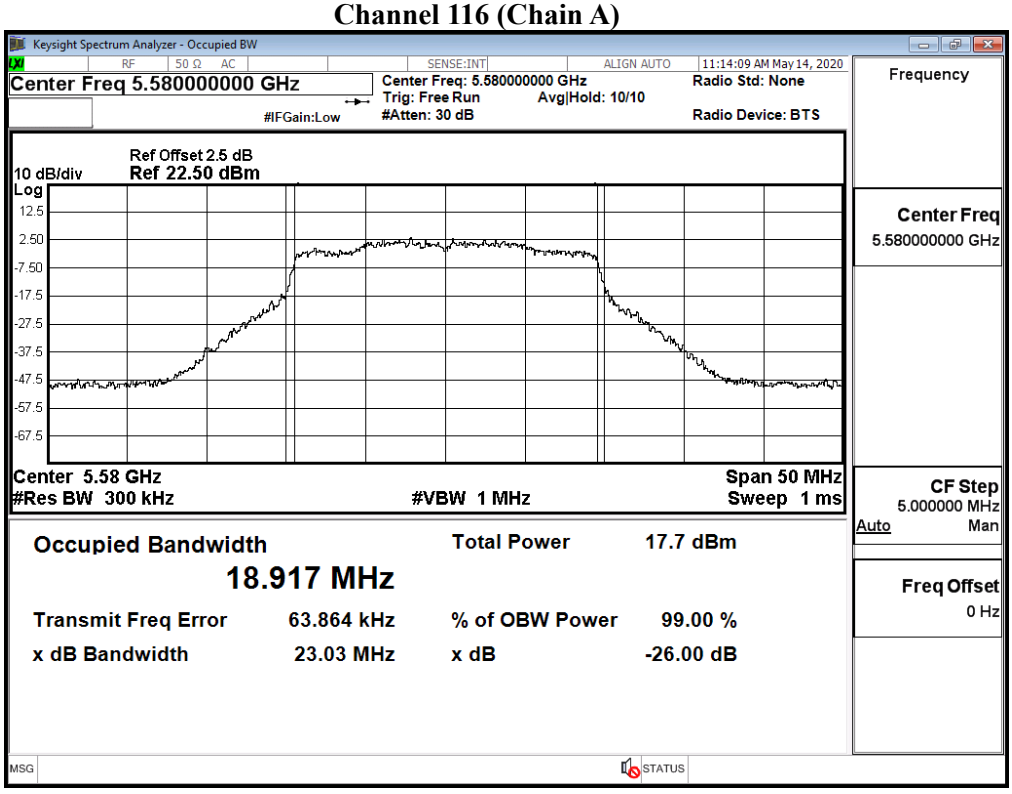


## Channel 116 (Chain B)

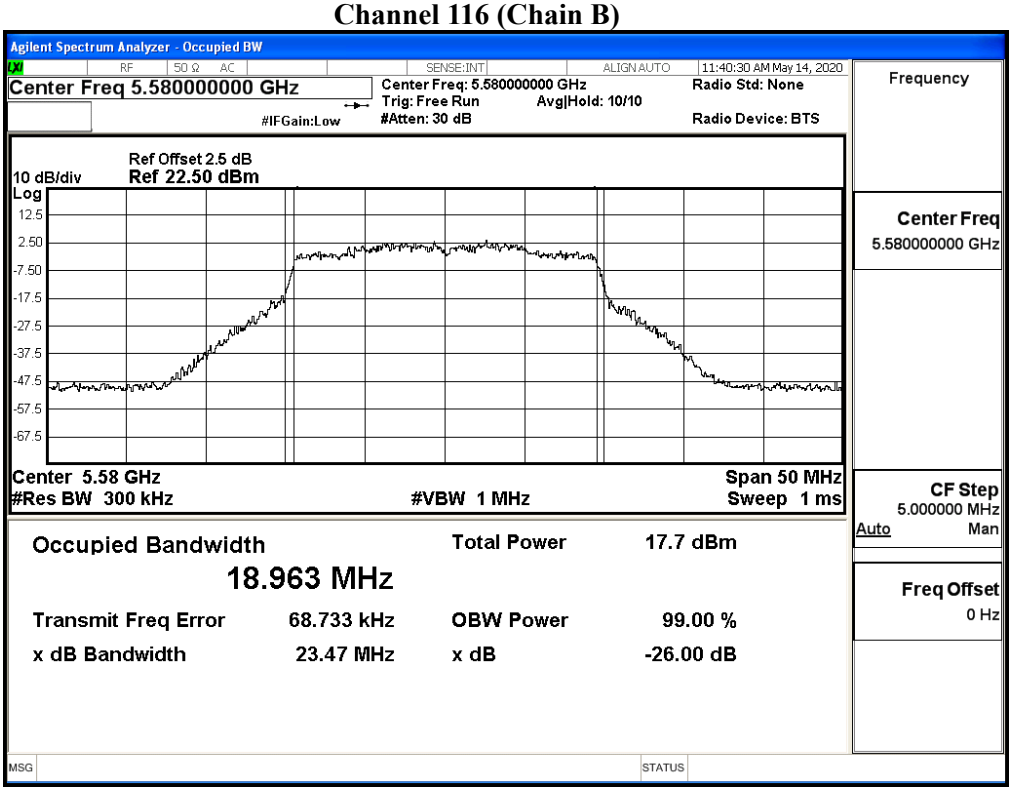

## Channel 140 (Chain A)

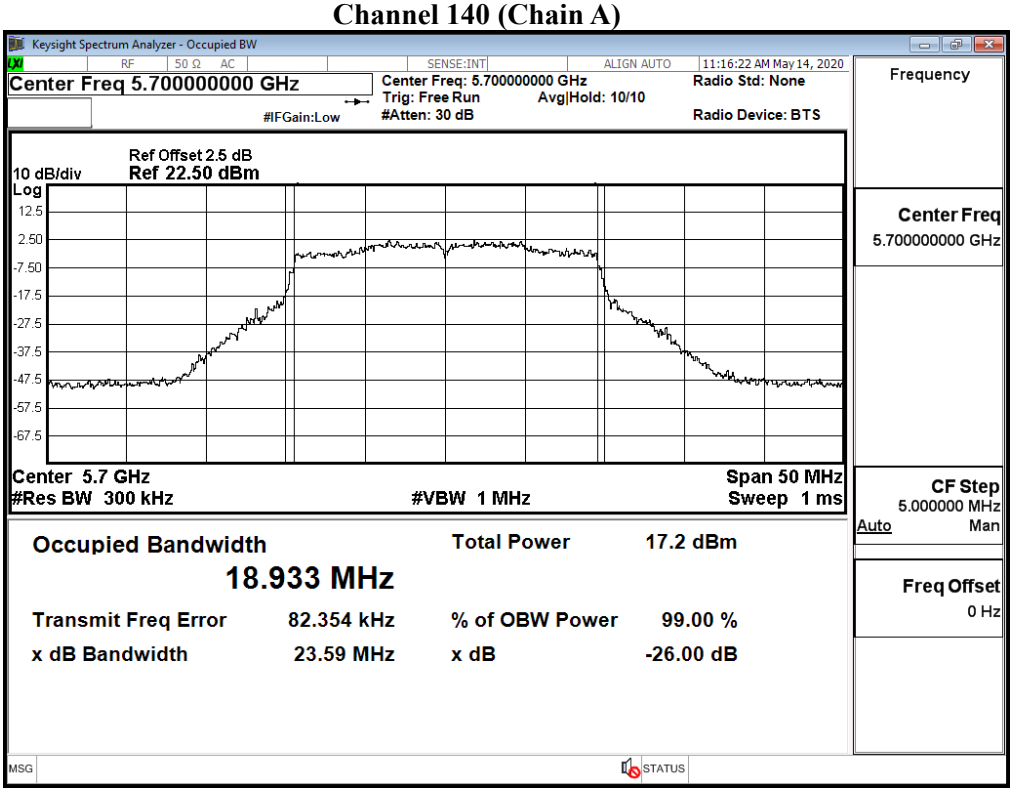


## Channel 140 (Chain B)

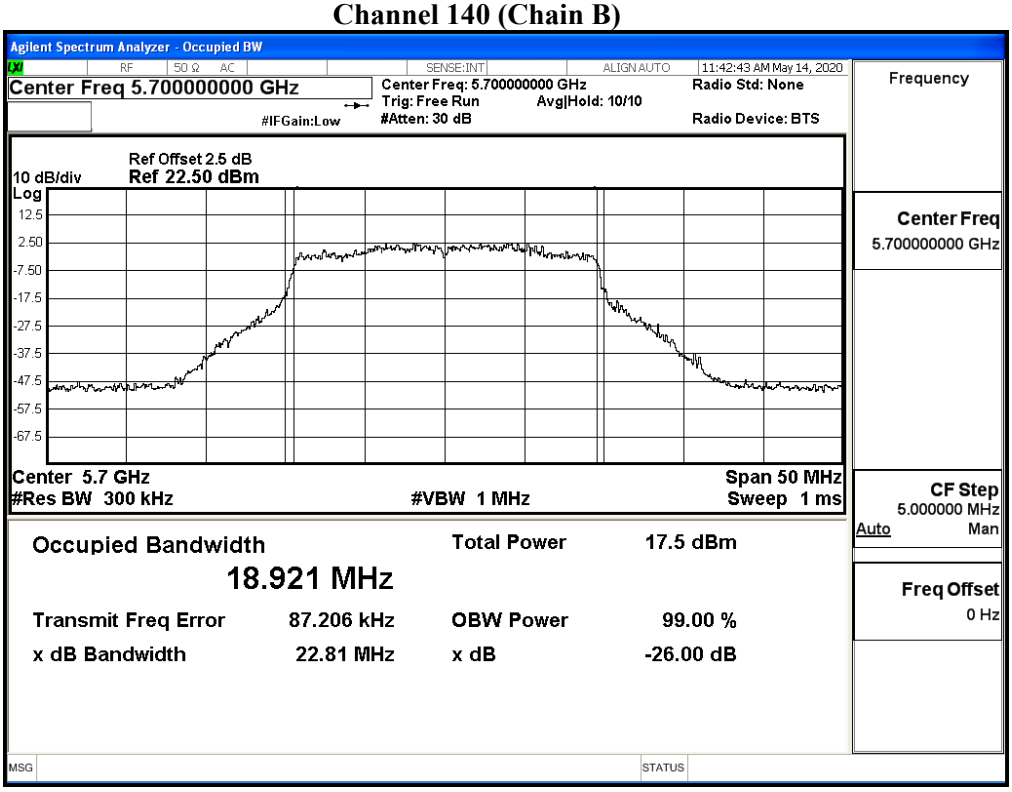

## Channel 144 (Chain A)

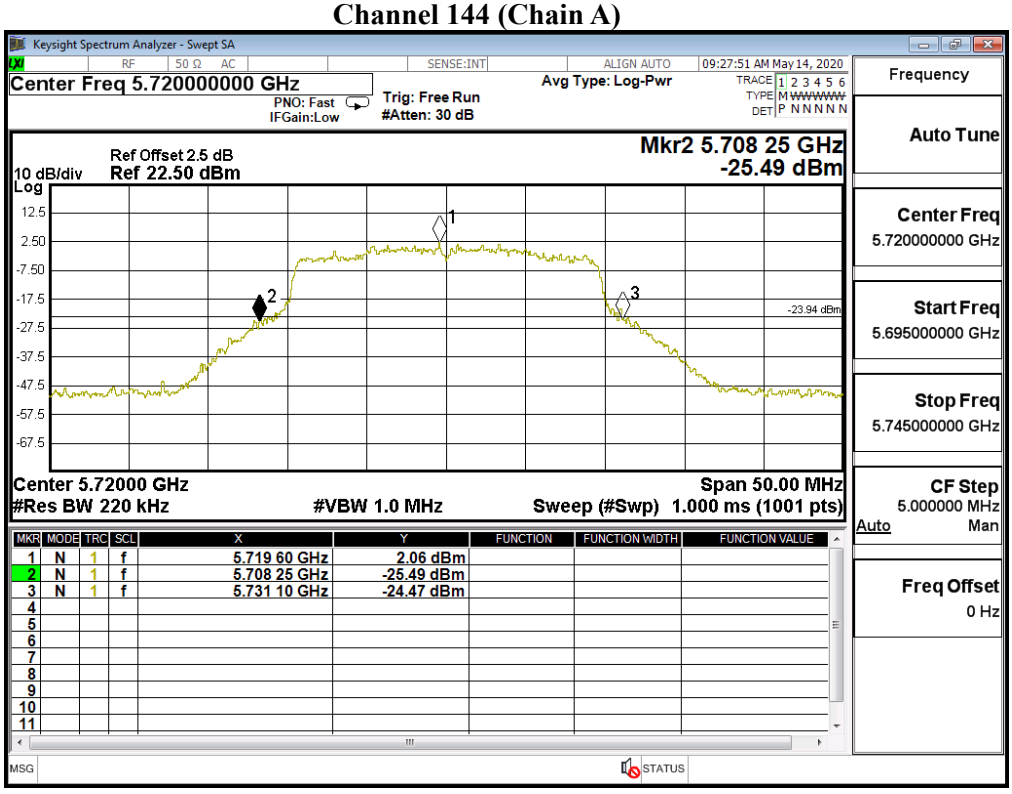


## Channel 144 (Chain B)

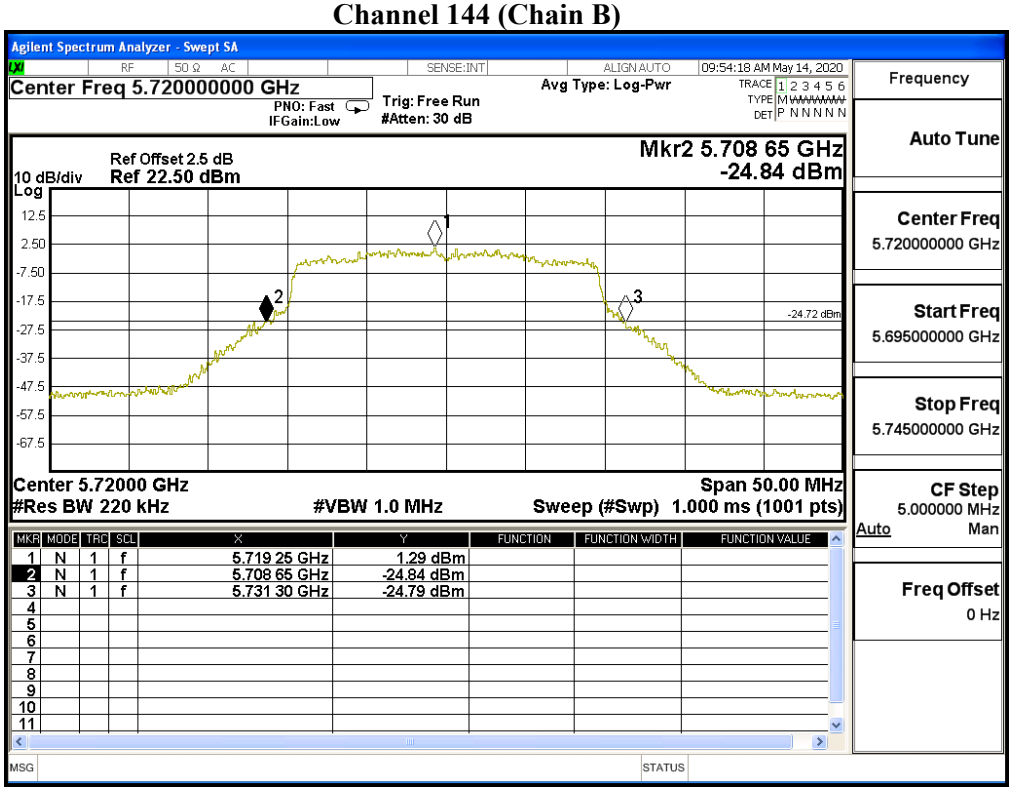

**RU config: Full**

**Maximum conducted output power:**

**Channel 144 (Band3) (Chain A)**

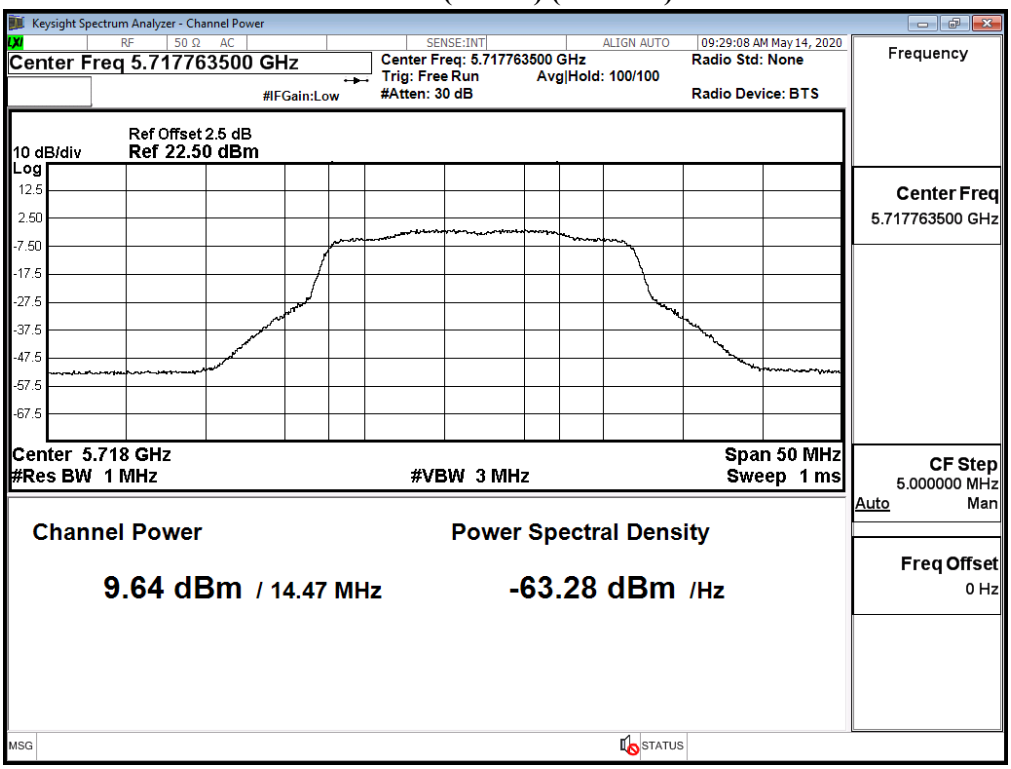


**Maximum conducted output power:**

**Channel 144 (Band4) (Chain A)**

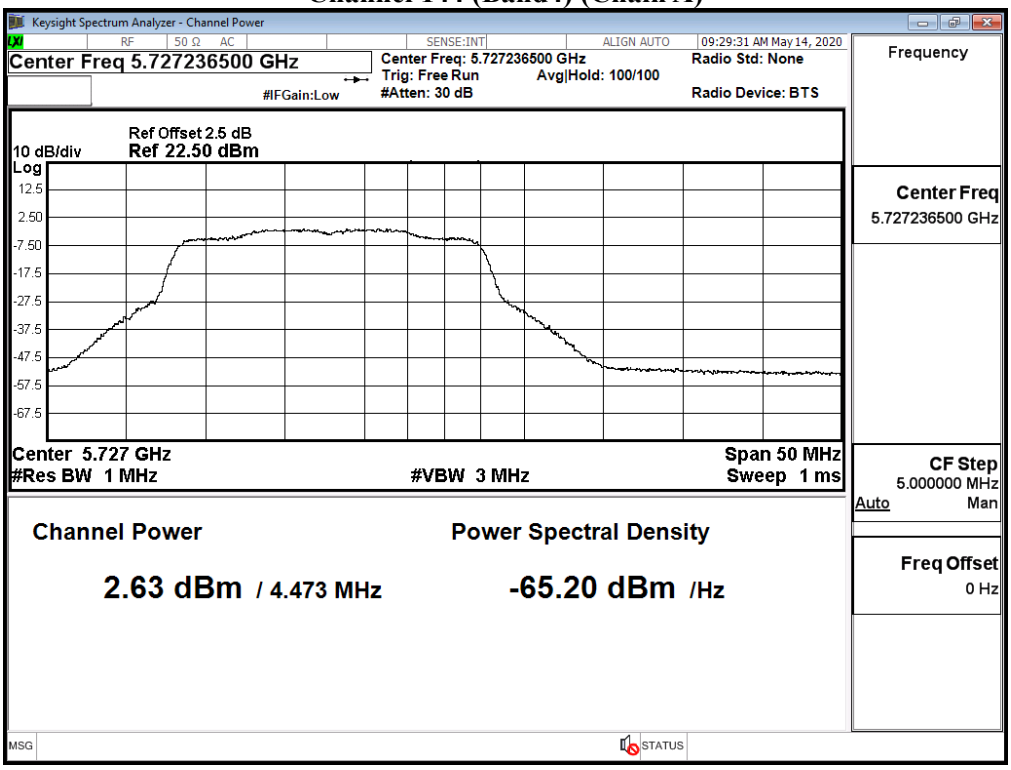

**Maximum conducted output power:**

**Channel 144 (Band3) (Chain B)**

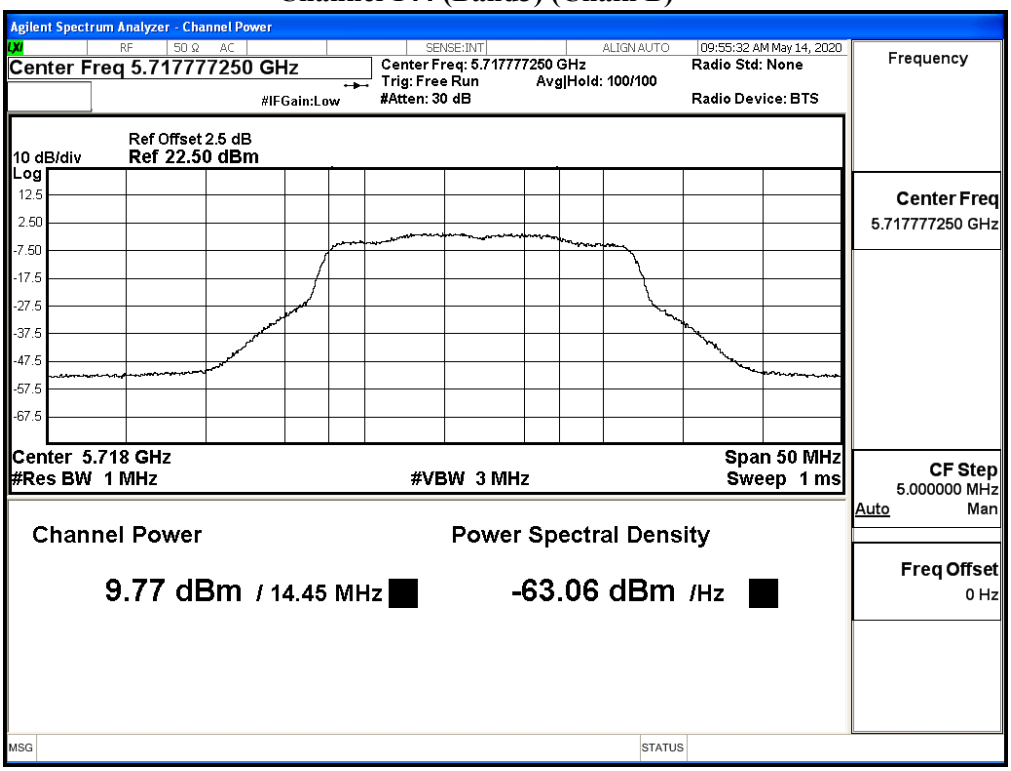


**Maximum conducted output power:**

**Channel 144 (Band4) (Chain B)**

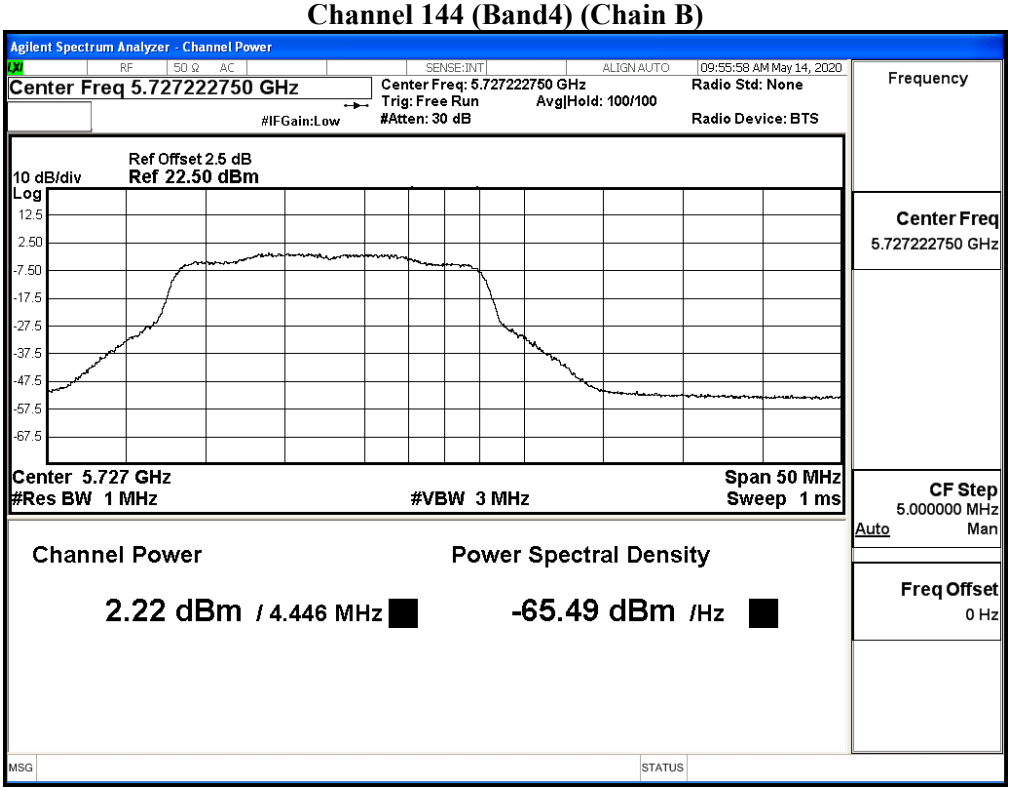

**RU config: Other**

**26dB Occupied Bandwidth:**
**Channel 64 - 26/8 (Chain A)**

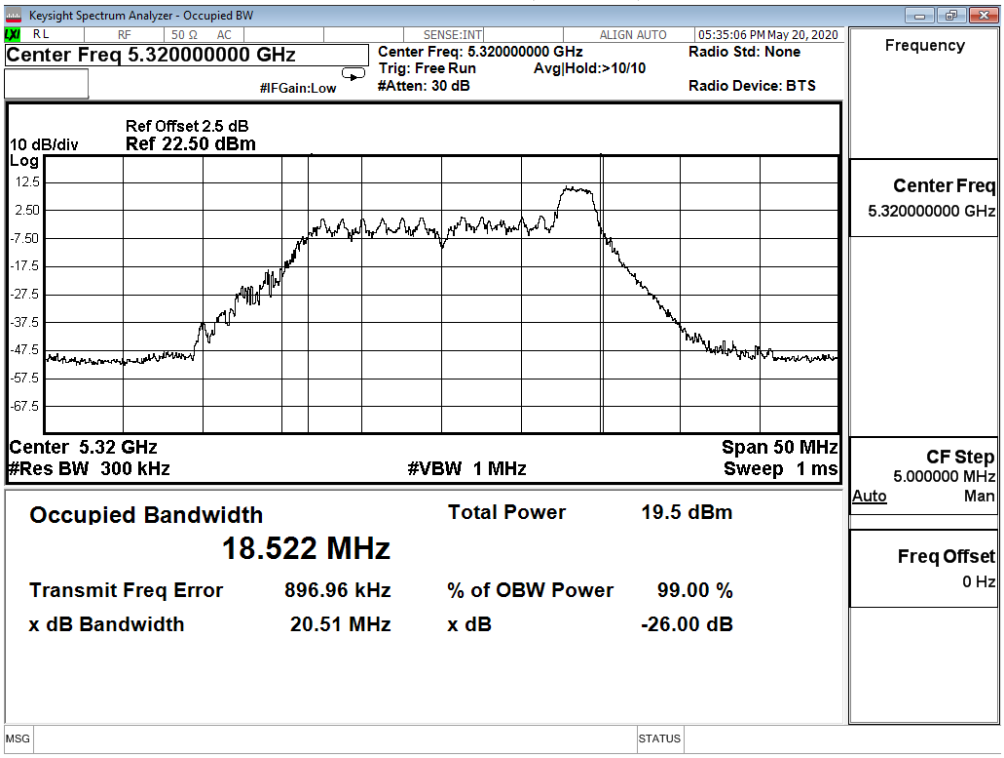


**Channel 64 - 26/8 (Chain B)**

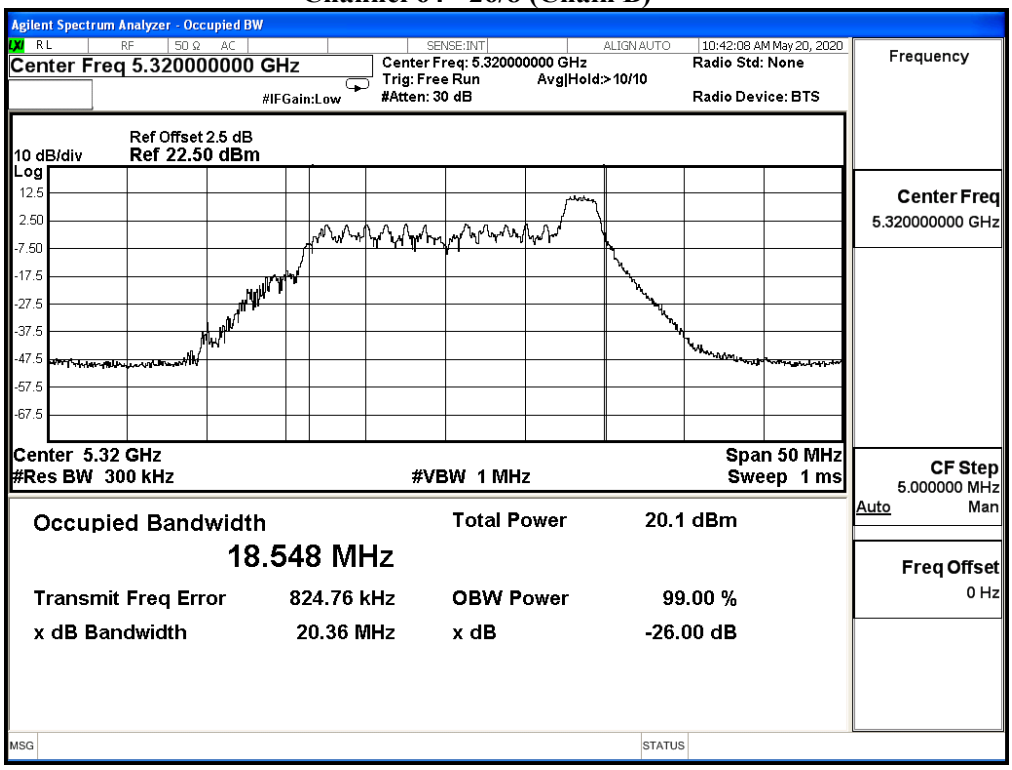

## Channel 64 - 52/40 (Chain A)

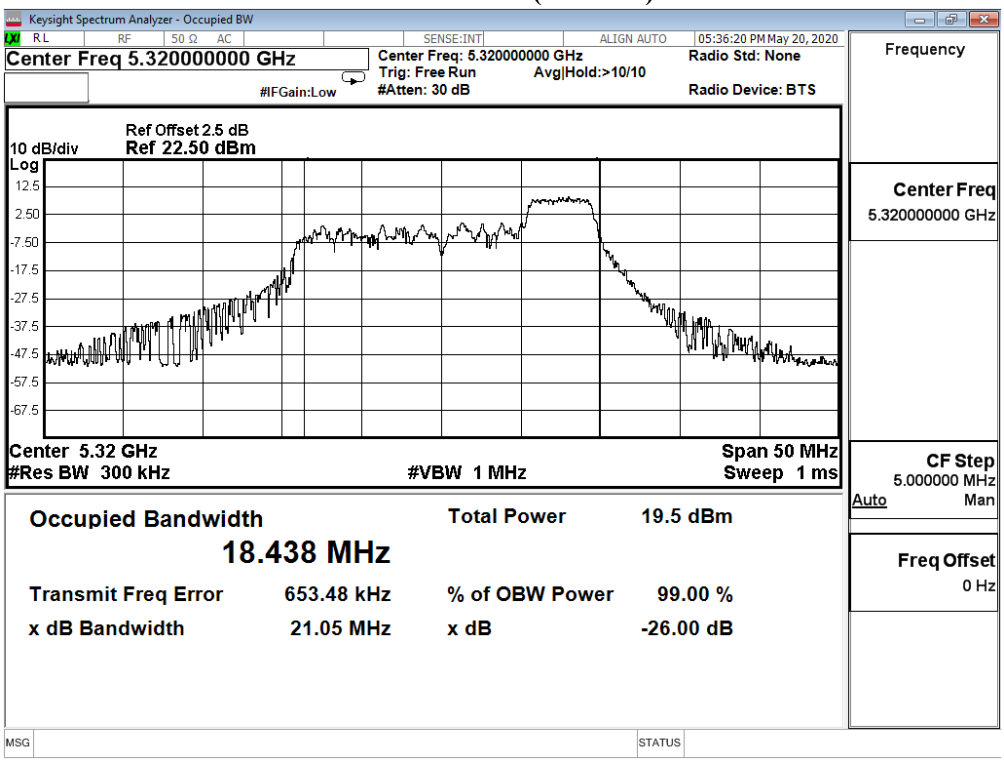


## Channel 64 - 52/40 (Chain B)

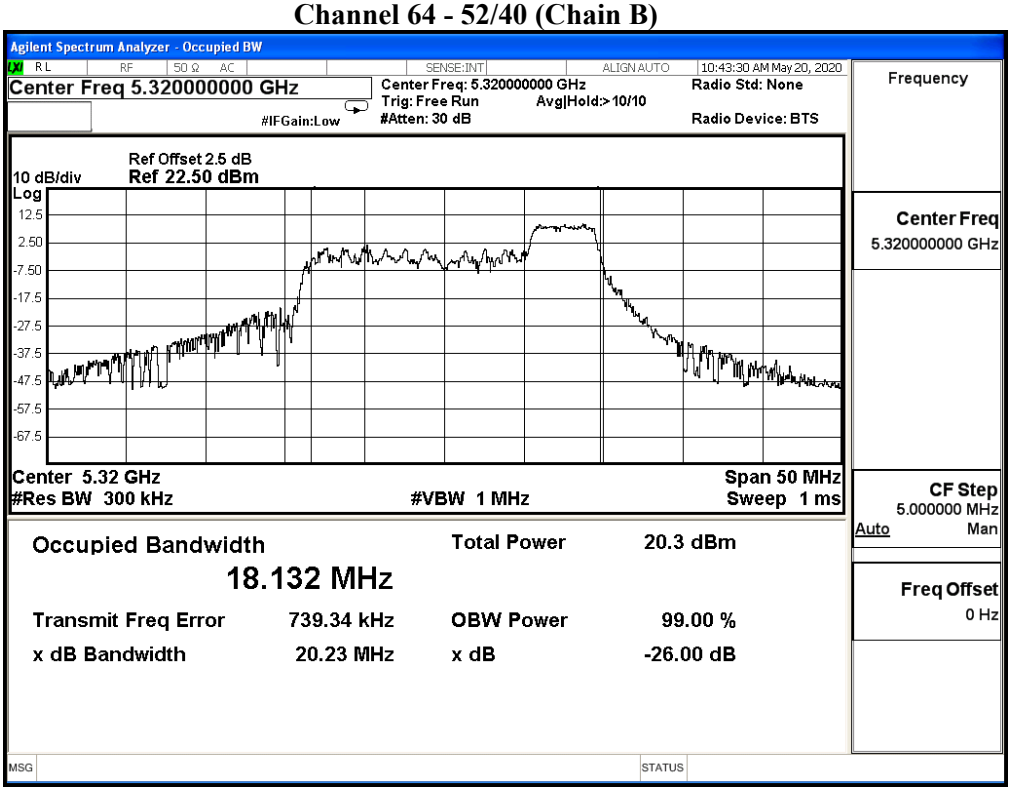

## Channel 64 - 106/54 (Chain A)

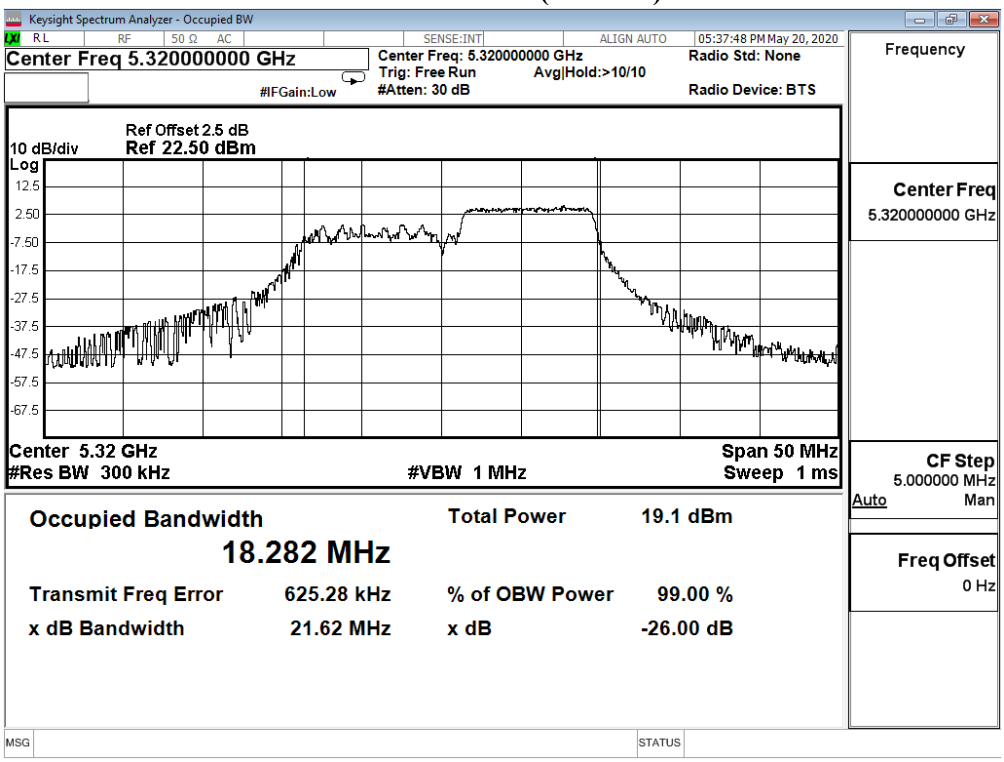


## Channel 64 - 106/54 (Chain B)

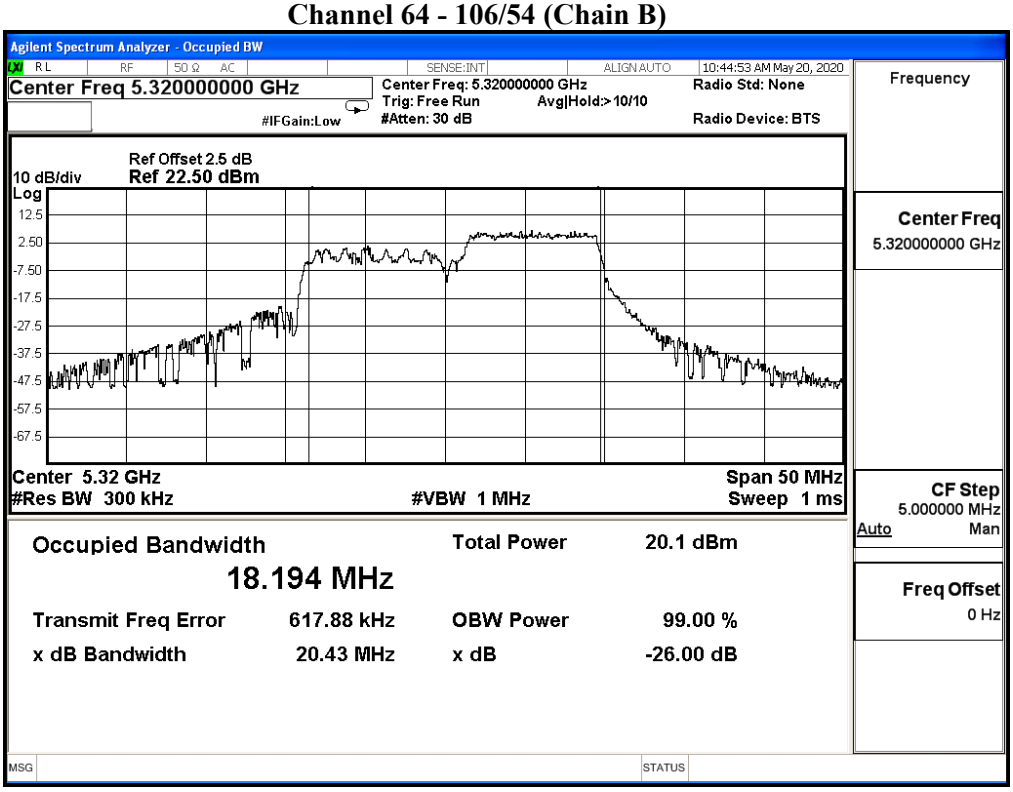

**Channel 100 - 26/0 (Chain A)**

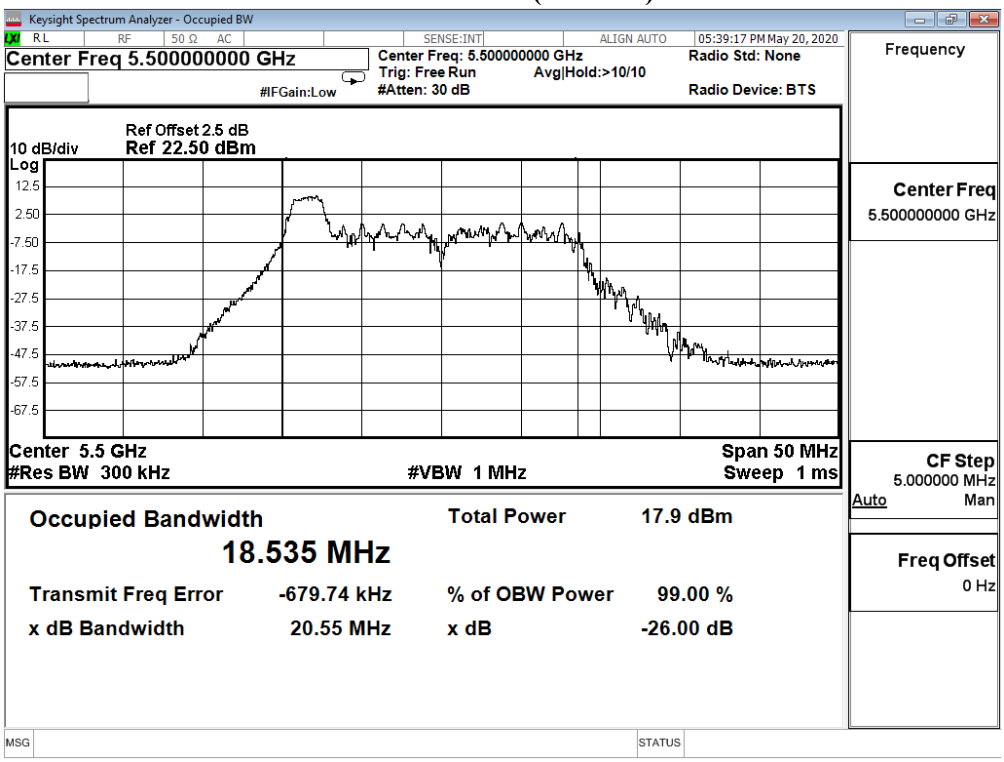


**Channel 100 - 26/0 (Chain B)**

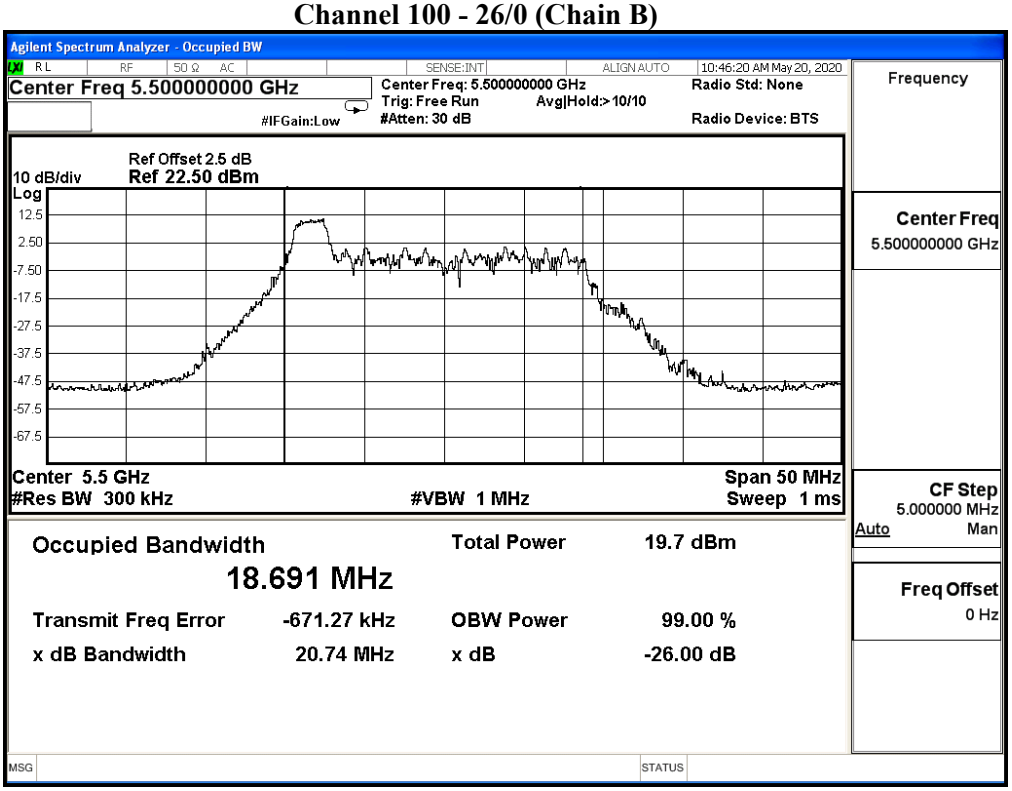

## Channel 100 - 52/37 (Chain A)

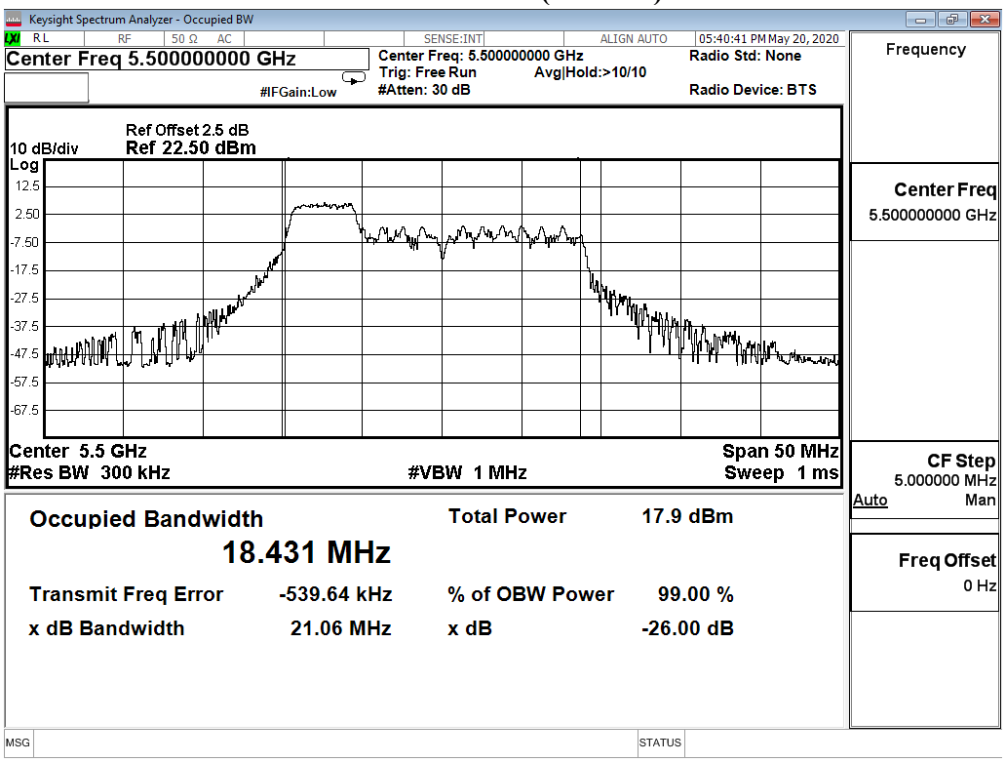


## Channel 100 - 52/37 (Chain B)

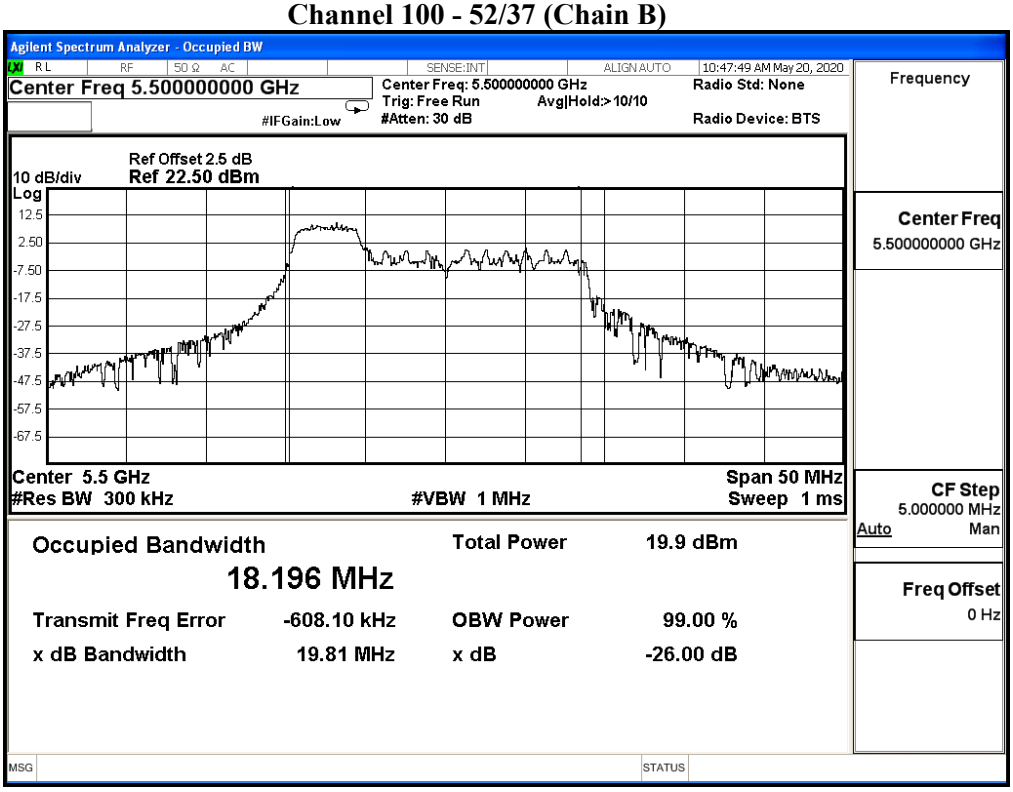

## Channel 100 - 106/53 (Chain A)

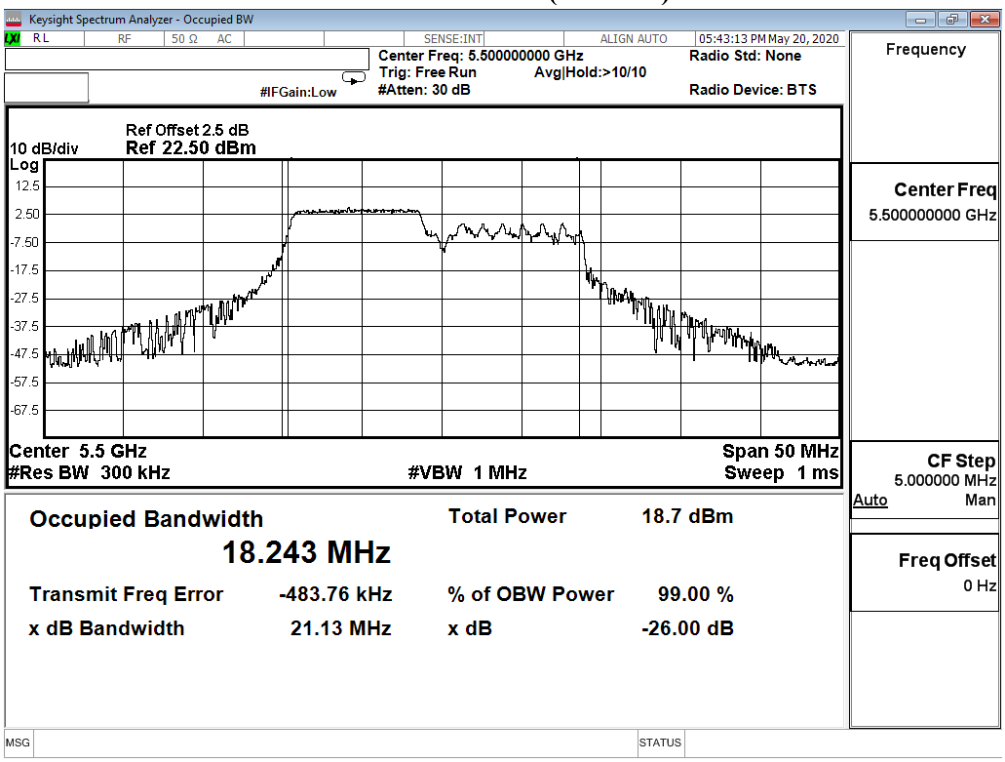


## Channel 100 - 106/53 (Chain B)

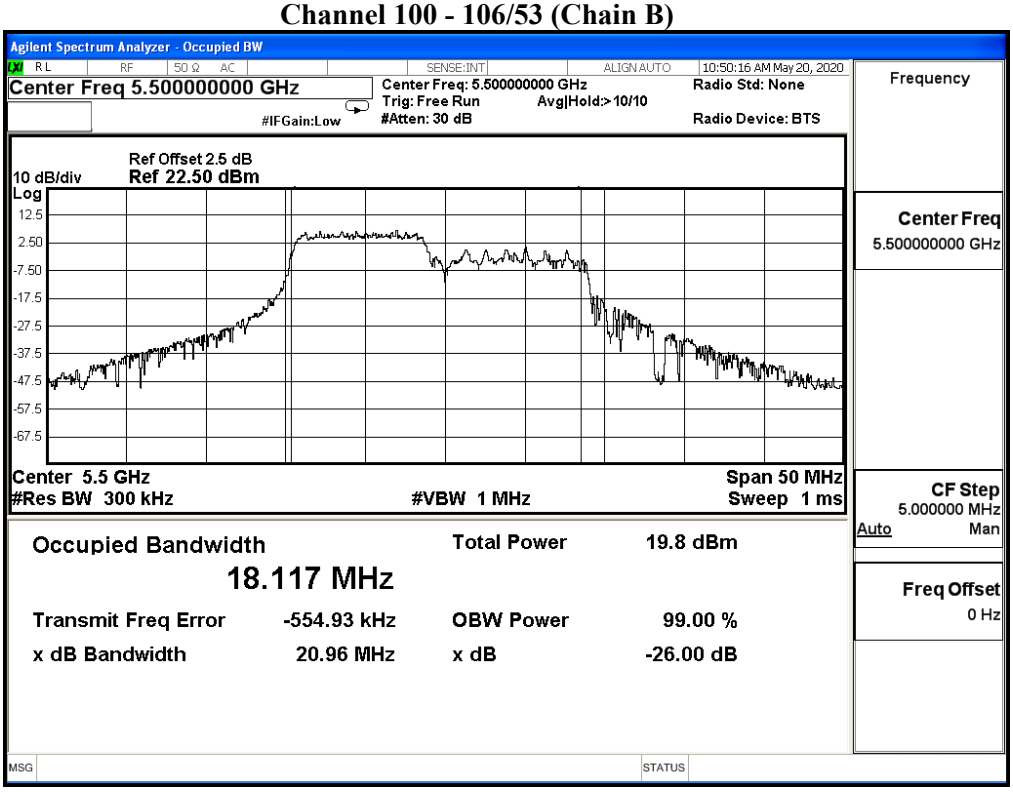

## Channel 140 - 26/8 (Chain A)

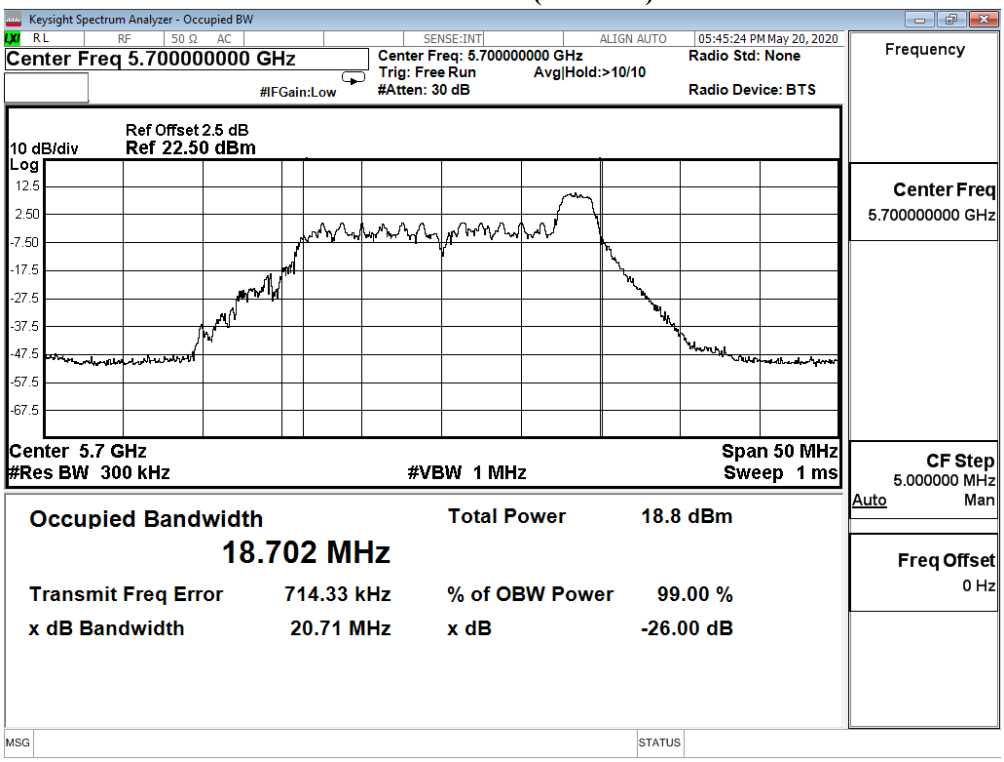


## Channel 140 - 26/8 (Chain B)

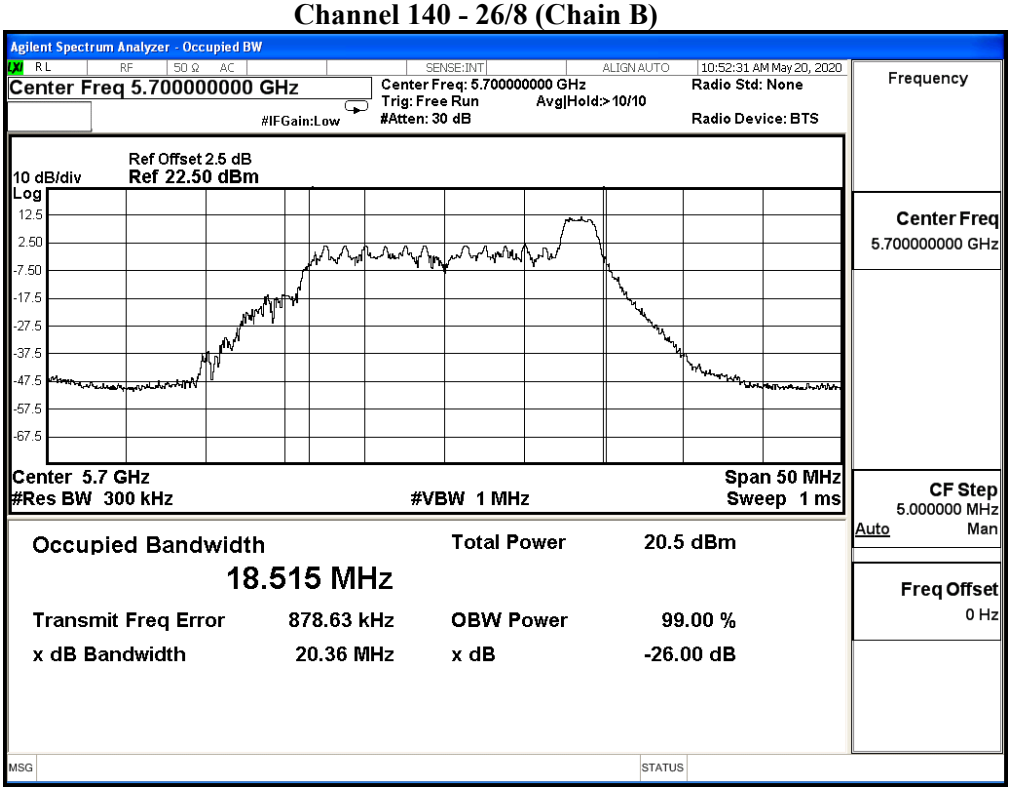

## Channel 140 - 52/40 (Chain A)

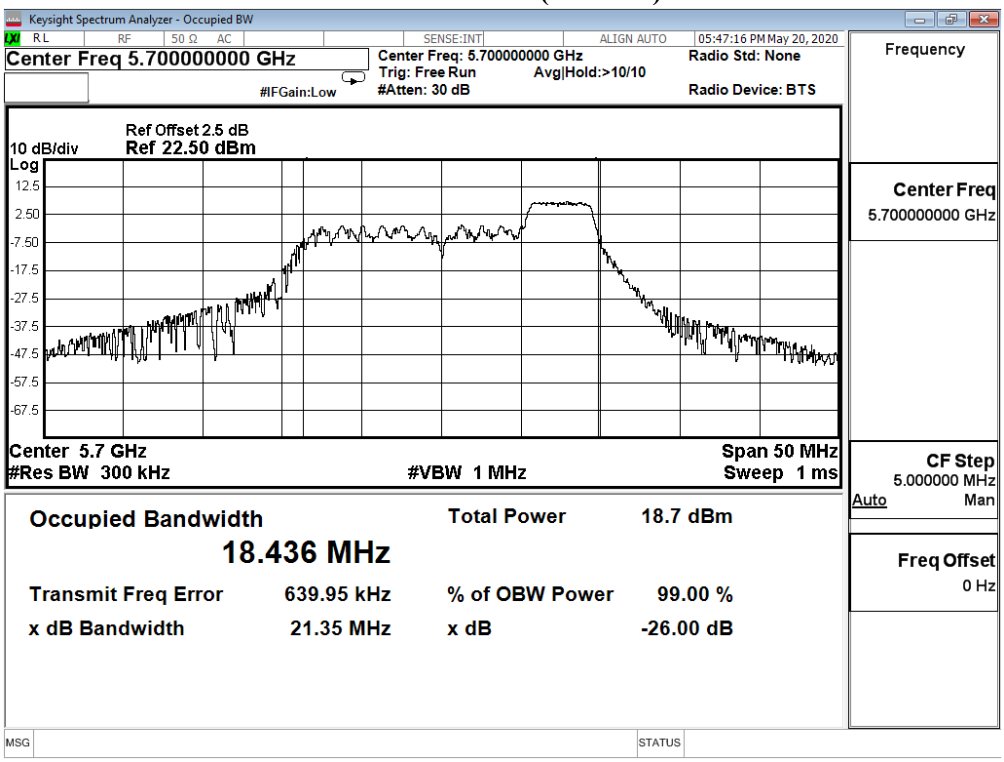


## Channel 140 - 52/40 (Chain B)

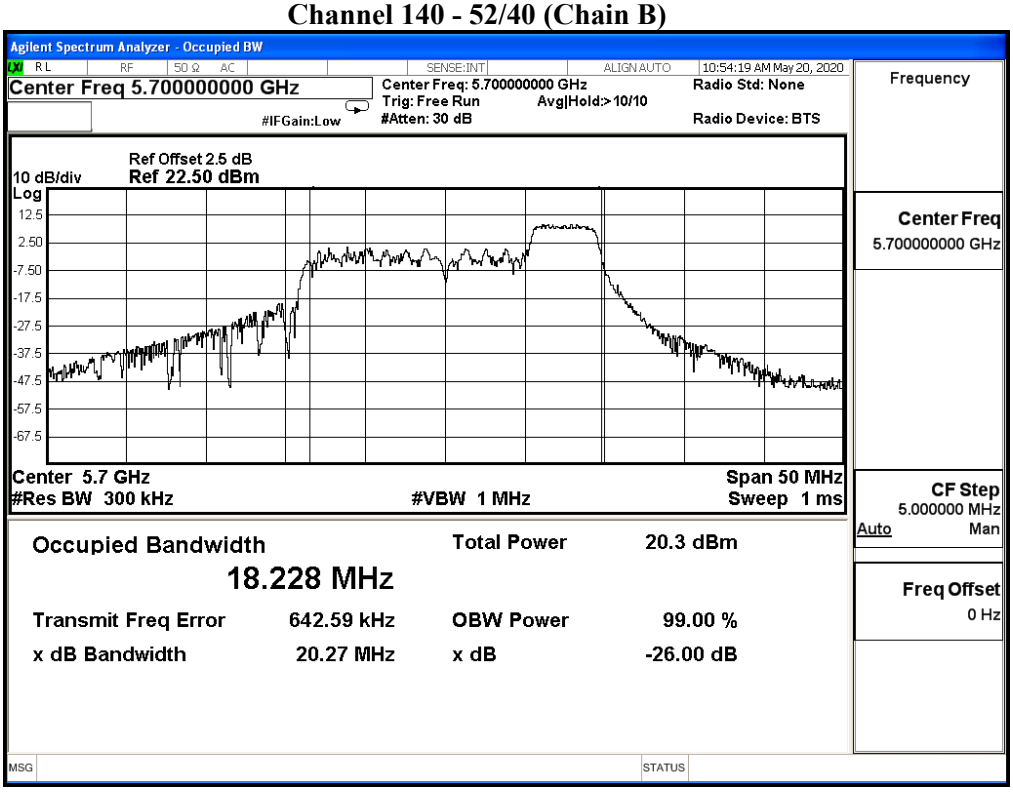

## Channel 140 - 106/54 (Chain A)

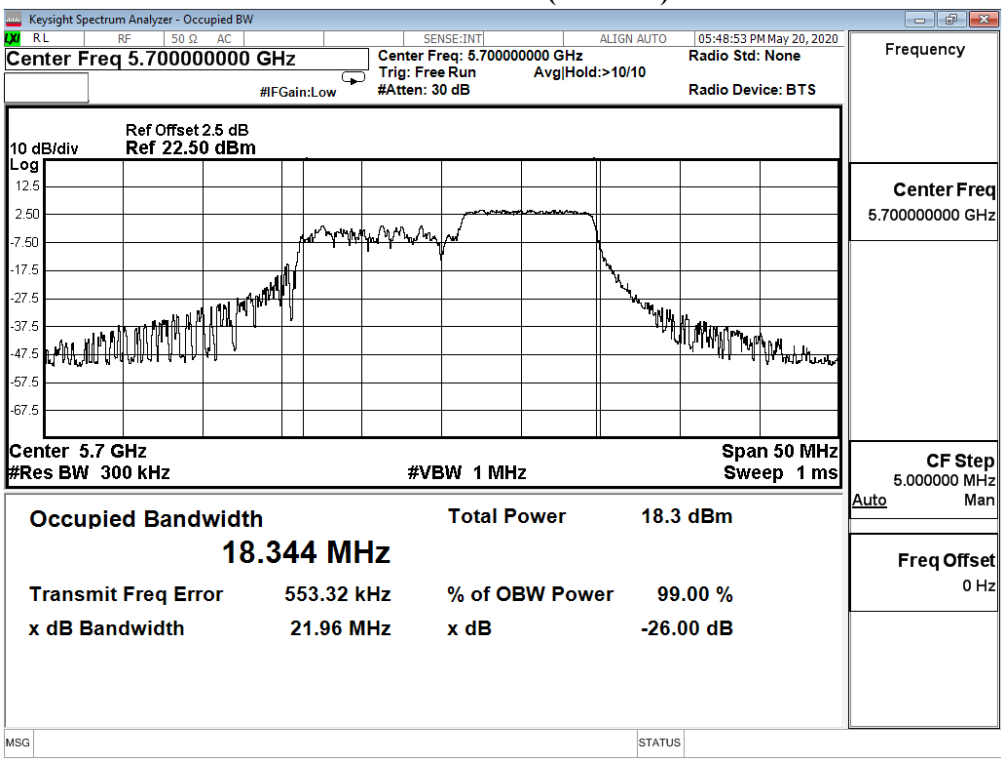


## Channel 140 - 106/54 (Chain B)

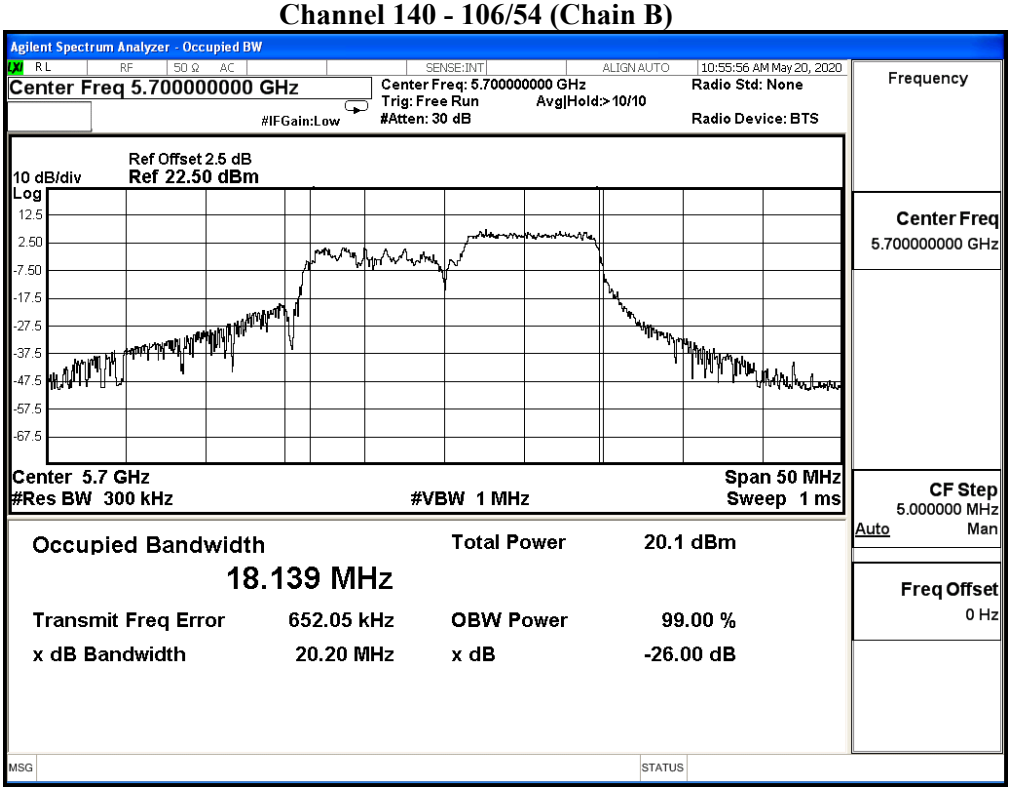

Product : Portable computer
Test Item : Maximum conducted output power
Test Date : 2020/05/18
Test Mode : Mode 24: MIMO: Transmit (802.11ax-40BW_34.4Mbps)

**Chain A**
**RU config: Full**

| Cable loss=2.5dB | | Maximum conducted output power | | | | | | | | | | | |
|---|---|---|---|---|---|---|---|---|---|---|---|---|---|
| Channel No. | Frequency (MHz) | Data Rate (Mbps) | | | | | | | | | | | |
| | | MCS0 | MCS1 | MCS2 | MCS3 | MCS4 | MCS5 | MCS6 | MCS7 | MCS8 | MCS9 | MCS10 | MCS11 |
| | | Measurement Level (dBm) | | | | | | | | | | | |
| 38 | 5190 | 10.41 | -- | -- | -- | -- | -- | -- | -- | -- | -- | -- | -- |
| 46 | 5230 | 10.45 | 10.41 | 10.33 | 10.29 | 10.20 | 10.15 | 10.06 | 10.01 | 9.91 | 9.85 | 9.75 | 9.68 |
| 54 | 5270 | 10.46 | -- | -- | -- | -- | -- | -- | -- | -- | -- | -- | -- |
| 62 | 5310 | 10.42 | 10.37 | 10.3 | 10.23 | 10.16 | 10.07 | 10.02 | 9.97 | 9.93 | 9.89 | 9.79 | 9.73 |
| 102 | 5510 | 10.4 | -- | -- | -- | -- | -- | -- | -- | -- | -- | -- | -- |
| 110 | 5550 | 10.42 | 10.38 | 10.31 | 10.26 | 10.23 | 10.17 | 10.11 | 10.08 | 10.00 | 9.91 | 9.88 | 9.85 |
| 134 | 5670 | 10.49 | -- | -- | -- | -- | -- | -- | -- | -- | -- | -- | -- |
| 142F(Band3) | 5710 | 10.22 | 10.18 | 10.08 | 10 | 9.95 | 9.92 | 9.89 | 9.81 | 9.77 | 9.73 | 9.66 | 9.63 |
| 142F(Band4) | 5710 | -1.91 | -2.01 | -2.09 | -2.18 | -2.22 | -2.26 | -2.31 | -2.37 | -2.44 | -2.54 | -2.63 | -2.7 |
| 151 | 5755 | 10.42 | -- | -- | -- | -- | -- | -- | -- | -- | -- | -- | -- |
| 159 | 5795 | 10.4 | 10.36 | 10.31 | 10.23 | 10.20 | 10.11 | 10.03 | 9.96 | 9.89 | 9.84 | 9.74 | 9.70 |

Note: Maximum conducted output power Value =Reading value on average power meter + cable loss

**Chain B**
**RU config: Full**

| Cable loss=2.5dB | | Maximum conducted output power | | | | | | | | | | | |
|---|---|---|---|---|---|---|---|---|---|---|---|---|---|
| Channel No. | Frequency (MHz) | Data Rate (Mbps) | | | | | | | | | | | |
| | | MCS0 | MCS1 | MCS2 | MCS3 | MCS4 | MCS5 | MCS6 | MCS7 | MCS8 | MCS9 | MCS10 | MCS11 |
| | | Measurement Level (dBm) | | | | | | | | | | | |
| 38 | 5190 | 10.43 | -- | -- | -- | -- | -- | -- | -- | -- | -- | -- | -- |
| 46 | 5230 | 10.44 | 10.4 | 10.36 | 10.26 | 10.18 | 10.14 | 10.11 | 10.06 | 10.03 | 9.94 | 9.88 | 9.79 |
| 54 | 5270 | 10.48 | -- | -- | -- | -- | -- | -- | -- | -- | -- | -- | -- |
| 62 | 5310 | 10.43 | 10.37 | 10.28 | 10.22 | 10.17 | 10.14 | 10.04 | 10.00 | 9.92 | 9.88 | 9.85 | 9.82 |
| 102 | 5510 | 10.49 | -- | -- | -- | -- | -- | -- | -- | -- | -- | -- | -- |
| 110 | 5550 | 10.44 | 10.38 | 10.29 | 10.24 | 10.16 | 10.11 | 10.01 | 9.98 | 9.94 | 9.86 | 9.79 | 9.71 |
| 134 | 5670 | 10.38 | -- | -- | -- | -- | -- | -- | -- | -- | -- | -- | -- |
| 142F(Band3) | 5710 | 10.17 | 10.13 | 10.08 | 10.03 | 9.99 | 9.91 | 9.83 | 9.79 | 9.76 | 9.69 | 9.66 | 9.58 |
| 142F(Band4) | 5710 | -2.5 | -2.6 | -2.67 | -2.7 | -2.76 | -2.83 | -2.86 | -2.92 | -3 | -3.08 | -3.18 | -3.28 |
| 151 | 5755 | 10.47 | -- | -- | -- | -- | -- | -- | -- | -- | -- | -- | -- |
| 159 | 5795 | 10.46 | 10.43 | 10.38 | 10.32 | 10.28 | 10.20 | 10.13 | 10.03 | 9.94 | 9.87 | 9.78 | 9.69 |

Note: Maximum conducted output power Value =Reading value on average power meter + cable loss

**Maximum conducted output power Measurement:**

| Channel No | Frequency Range (MHz) | 26dB Bandwidth (MHz) | Chain A Power (dBm) | Chain B Power (dBm) | Output Power (dBm) | Output Power Limit | | Result |
|---|---|---|---|---|---|---|---|---|
| | | | | | | (dBm) | dBm+10log(BW) | |
| 38 | 5190 | -- | 10.41 | 10.43 | 13.43 | 24 | -- | Pass |
| 46 | 5230 | -- | 10.45 | 10.44 | 13.46 | 24 | -- | Pass |
| 54 | 5270 | 41.320 | 10.46 | 10.48 | 13.48 | 24 | 27.16 | Pass |
| 62 | 5310 | 41.620 | 10.42 | 10.43 | 13.44 | 24 | 27.19 | Pass |
| 102 | 5510 | 41.740 | 10.4 | 10.49 | 13.46 | 24 | 27.21 | Pass |
| 110 | 5550 | 41.460 | 10.42 | 10.44 | 13.44 | 24 | 27.18 | Pass |
| 134 | 5670 | 42.420 | 10.49 | 10.38 | 13.45 | 24 | 27.28 | Pass |
| 142F(Band3) | 5710 | 35.600 | 10.22 | 10.17 | 13.21 | 24 | 26.51 | Pass |
| 142F(Band4) | 5710 | 5.200 | -1.91 | -2.5 | 0.815 | 30 | 18.16 | Pass |
| 151 | 5755 | -- | 10.42 | 10.47 | 13.46 | 30 | -- | Pass |
| 159 | 5795 | -- | 10.4 | 10.46 | 13.44 | 30 | -- | Pass |

Note:

1. Output Power (dBm) = 10LOG (Chain A Power (mW)+ Chain B Power (mW))
2. 26dB Bandwidth is the bandwidth of chain A or chain Bwhichever is less bandwidth, output power limitation is more stringent.

**Chain A**
**RU config: Other**

| Channel No / Frequency (MHz) | RU setting | Average Power Output (dBm) | | | | | | | | | | | | |
|---|---|---|---|---|---|---|---|---|---|---|---|---|---|---|
| | | Data Rate (Mbps) | | | | | | | | | | | | Required Limi |
| | | MCS0 | -- | -- | -- | -- | -- | -- | -- | -- | -- | -- | -- | |
| 38 / 5190 | 242/61 | 10.45 | -- | -- | -- | -- | -- | -- | -- | -- | -- | -- | -- | <24dBm |
| 62 / 5310 | 242/62 | 10.41 | -- | -- | -- | -- | -- | -- | -- | -- | -- | -- | -- | <24dBm |
| 102 / 5510 | 242/61 | 10.48 | -- | -- | -- | -- | -- | -- | -- | -- | -- | -- | -- | <24dBm |
| 134 / 5670 | 242/62 | 10.43 | -- | -- | -- | -- | -- | -- | -- | -- | -- | -- | -- | <24dBm |
| 151 / 5755 | 242/61 | 10.36 | -- | -- | -- | -- | -- | -- | -- | -- | -- | -- | -- | <24dBm |

**Chain B**
**RU config: Other**

| Channel No / Frequency (MHz) | RU setting | Average Power Output (dBm) | | | | | | | | | | | | |
|---|---|---|---|---|---|---|---|---|---|---|---|---|---|---|
| | | Data Rate (Mbps) | | | | | | | | | | | | Required Limi |
| | | MCS0 | -- | -- | -- | -- | -- | -- | -- | -- | -- | -- | -- | |
| 38 / 5190 | 242/61 | 10.41 | -- | -- | -- | -- | -- | -- | -- | -- | -- | -- | -- | <24dBm |
| 62 / 5310 | 242/62 | 10.35 | -- | -- | -- | -- | -- | -- | -- | -- | -- | -- | -- | <24dBm |
| 102 / 5510 | 242/61 | 10.42 | -- | -- | -- | -- | -- | -- | -- | -- | -- | -- | -- | <24dBm |
| 134 / 5670 | 242/62 | 10.46 | -- | -- | -- | -- | -- | -- | -- | -- | -- | -- | -- | <24dBm |
| 151 / 5755 | 242/61 | 10.39 | -- | -- | -- | -- | -- | -- | -- | -- | -- | -- | -- | <24dBm |

**Maximum conducted output power Measurement:**

| Channel No / Frequency Range | RU setting | 26dB Bandwidth | Chain A Power | Chain B Power | Output Power Limit | Output power limit | | Result |
|---|---|---|---|---|---|---|---|---|
| | | (MHz) | (dBm) | (dBm) | (dBm) | (dBm) | dBm+10log (BW) | |
| 38 / 5190 | 242/61 | -- | 10.45 | 10.41 | 13.44 | 24 | -- | Pass |
| 62 / 5310 | 242/62 | 21.540 | 10.41 | 10.35 | 13.39 | 24 | 24.33 | Pass |
| 102 / 5510 | 242/61 | 21.670 | 10.48 | 10.42 | 13.46 | 24 | 24.36 | Pass |
| 134 / 5670 | 242/62 | 21.660 | 10.43 | 10.46 | 13.46 | 24 | 24.36 | Pass |
| 151 / 5755 | 242/61 | -- | 10.36 | 10.39 | 13.39 | 30 | -- | Pass |

**RU config: Full**

**26dB Occupied Bandwidth:**

**Channel 54 (Chain A)**

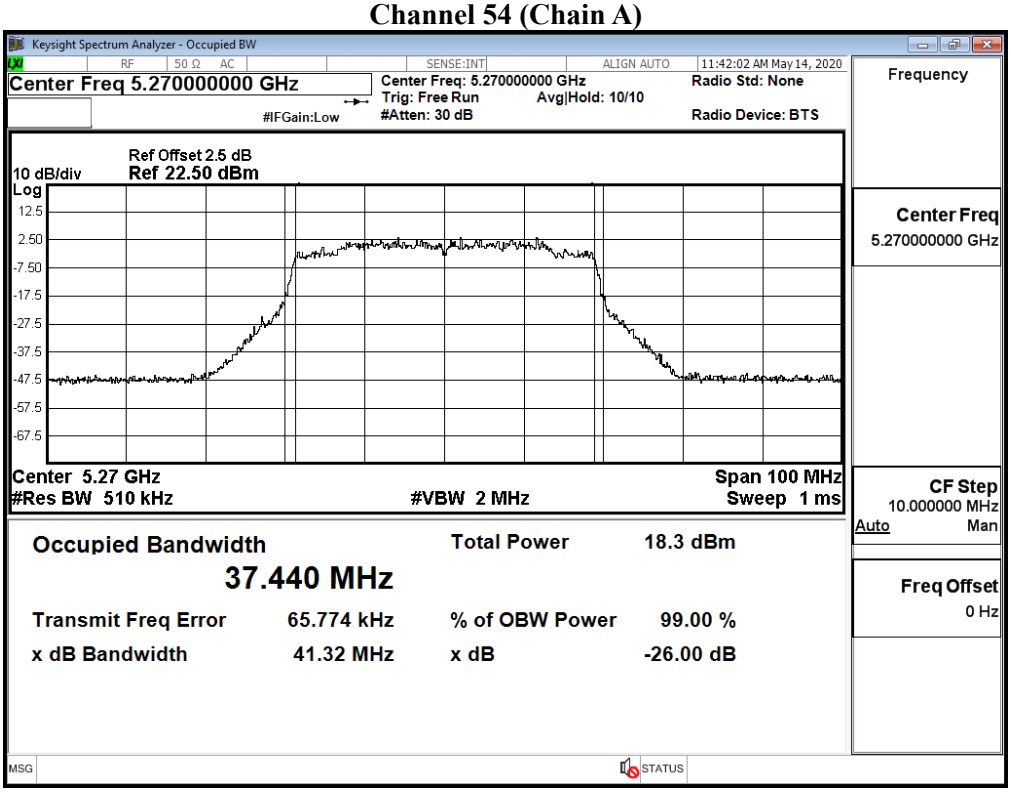


**Channel 54 (Chain B)**

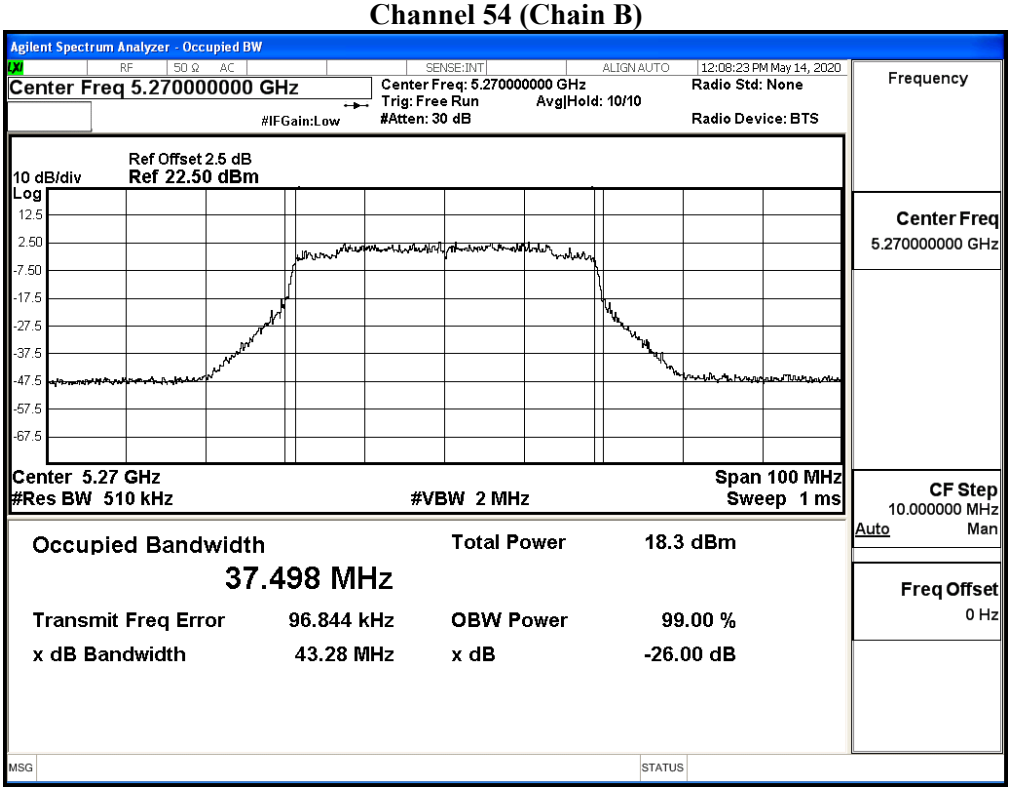

## Channel 62 (Chain A)

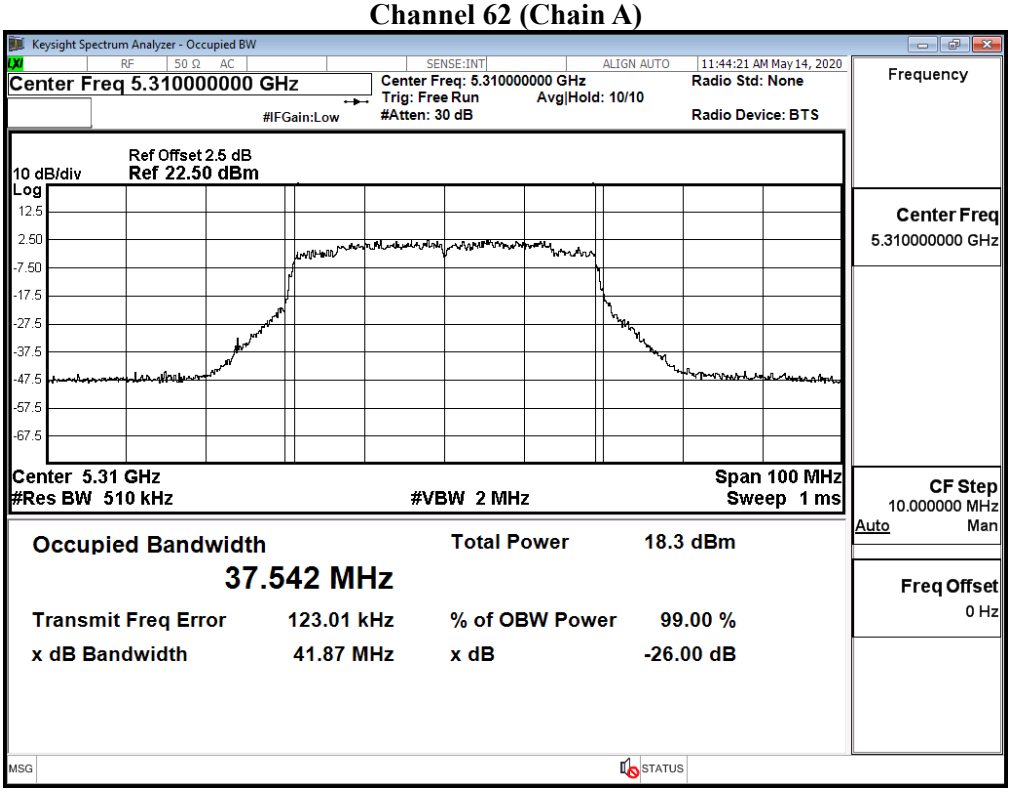


## Channel 62 (Chain B)

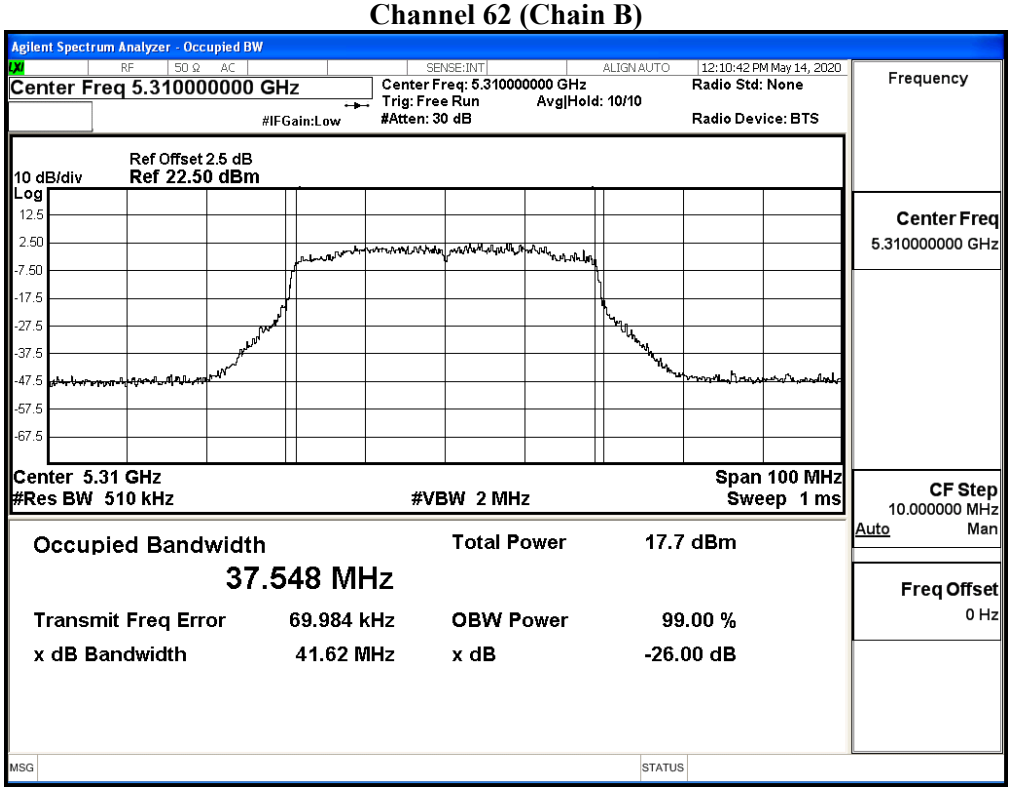

**Channel 102 (Chain A)**

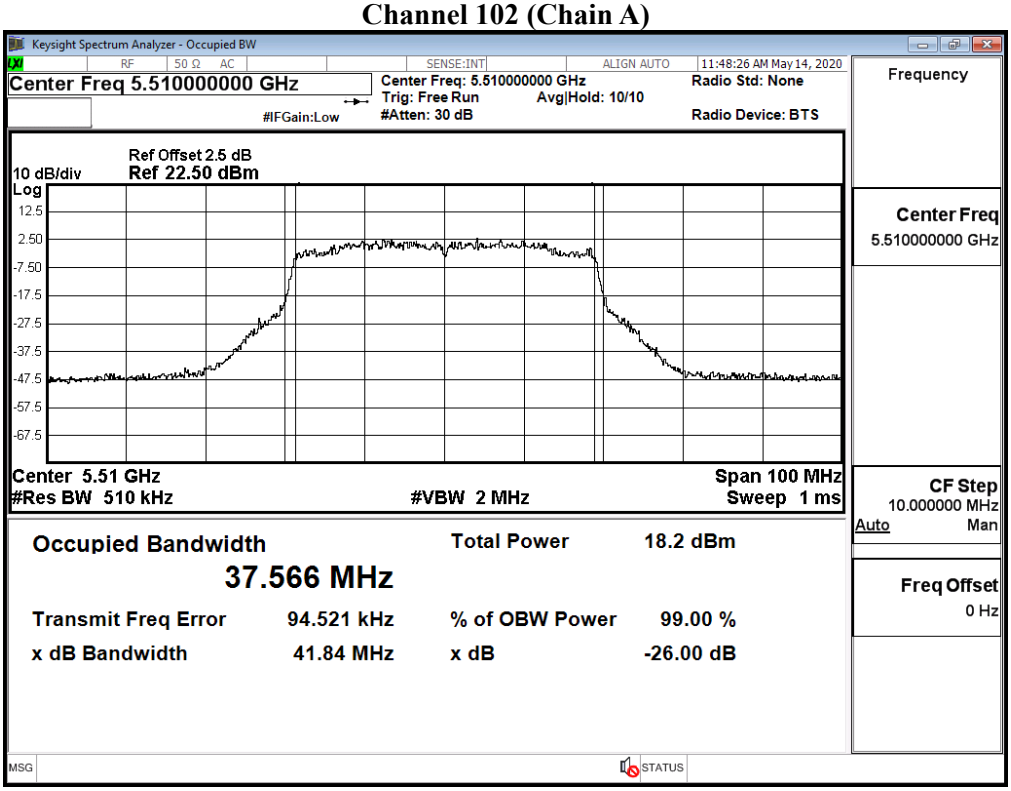


**Channel 102 (Chain B)**

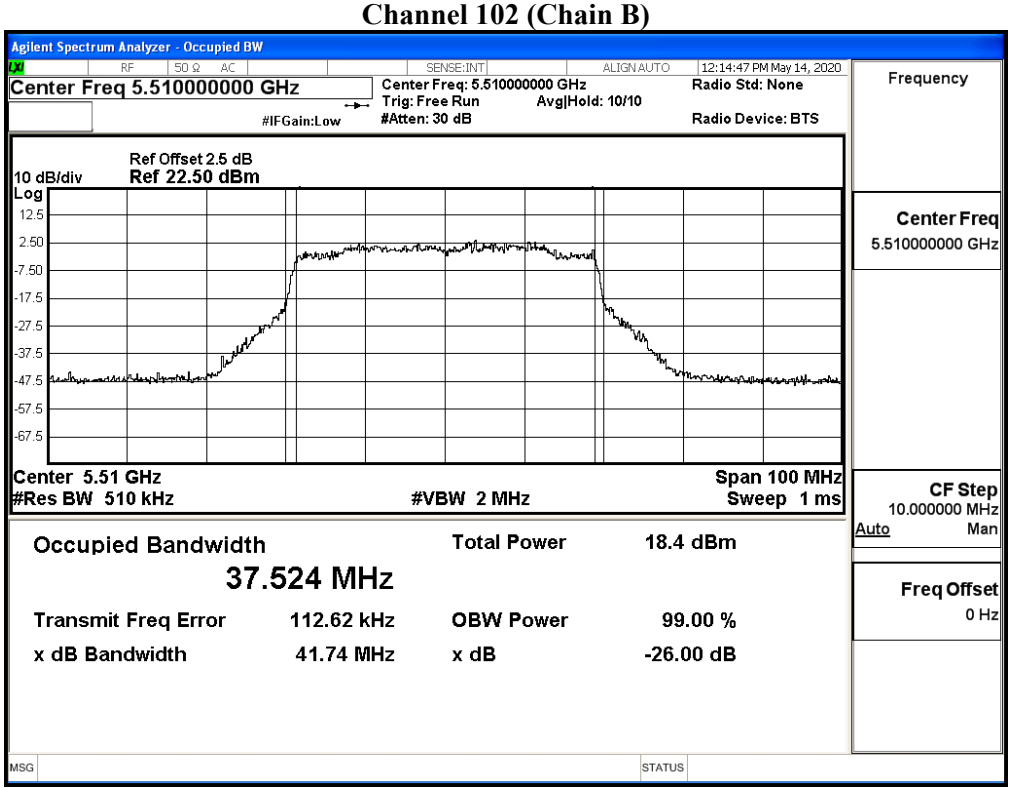

**Channel 110 (Chain A)**

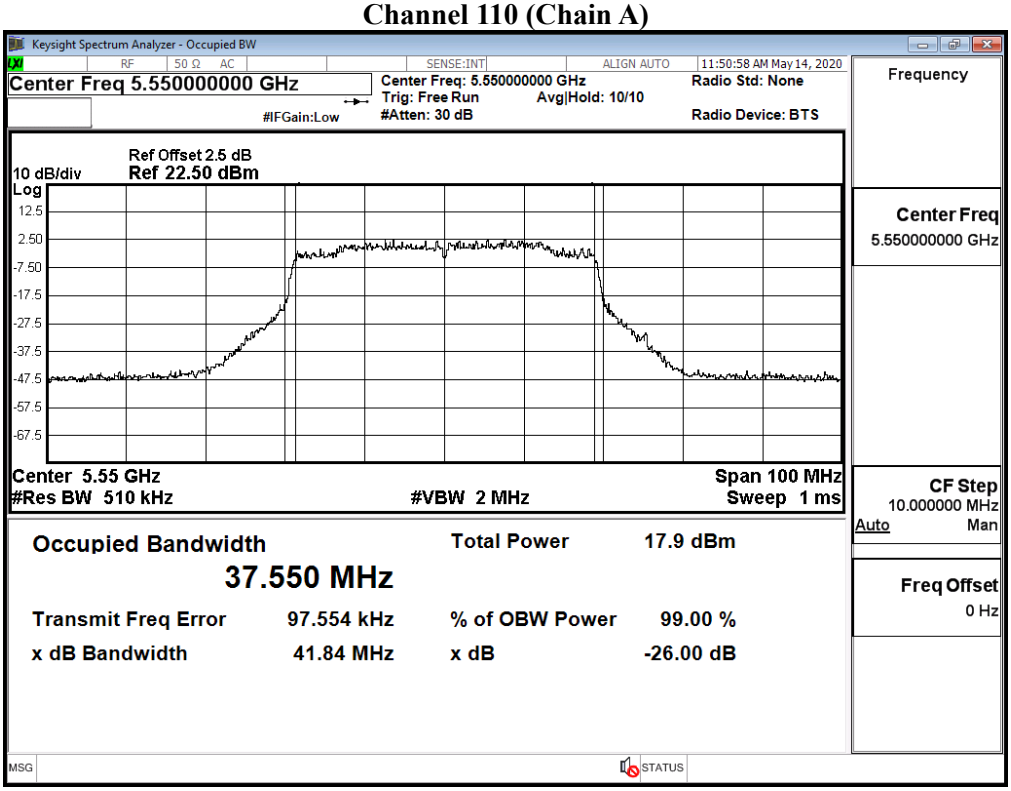


**Channel 110 (Chain B)**

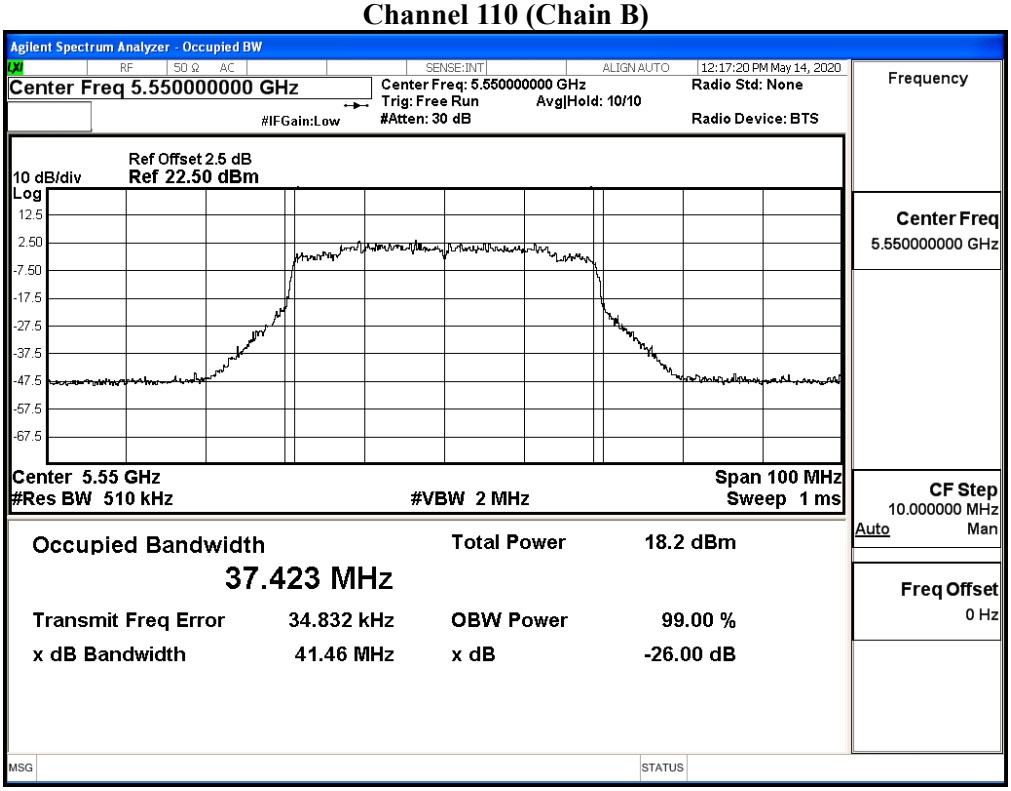

**Channel 134 (Chain A)**

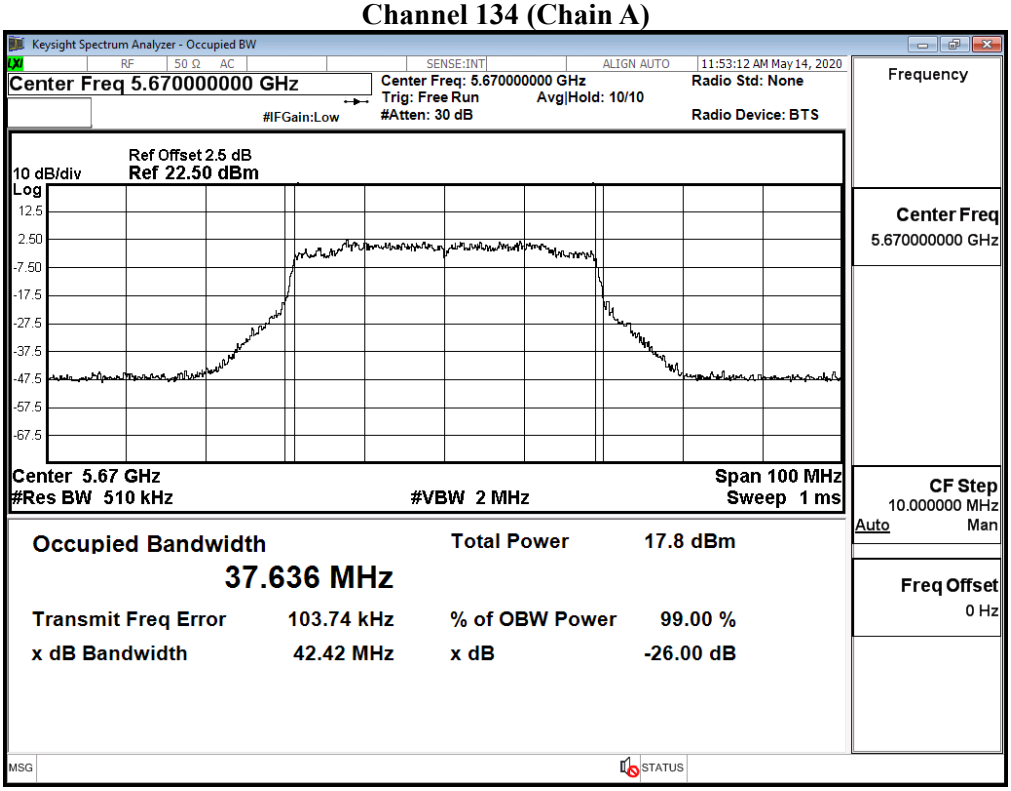


**Channel 134 (Chain B)**

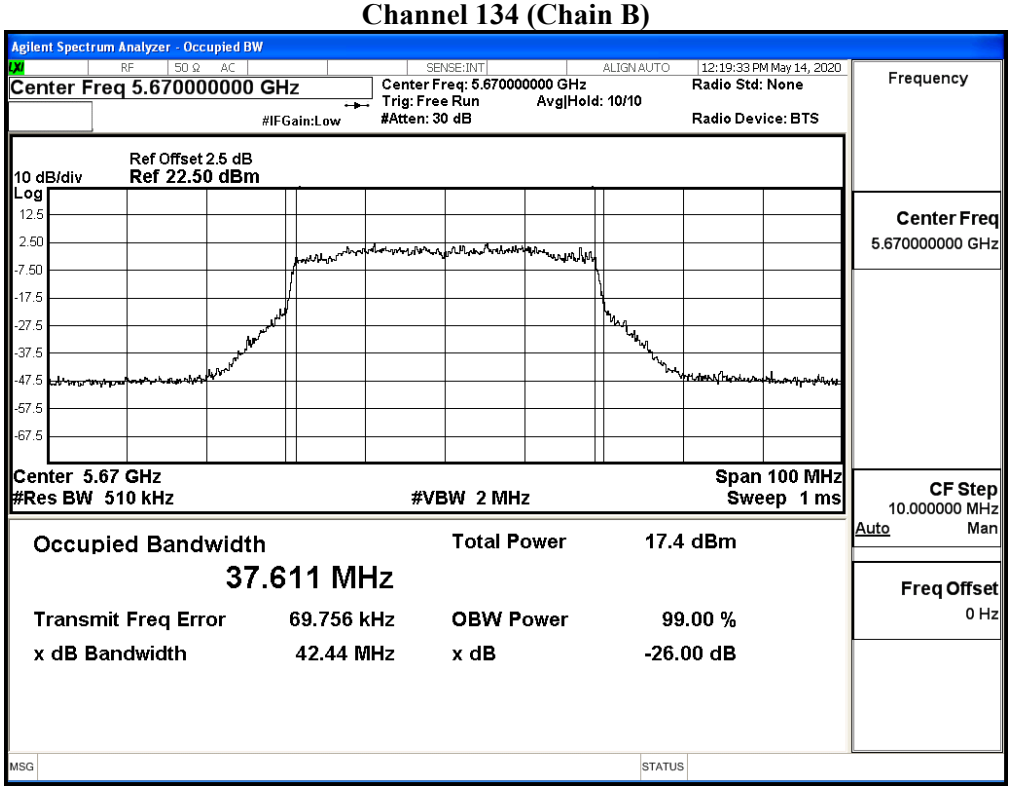

## Channel 142 (Chain A)

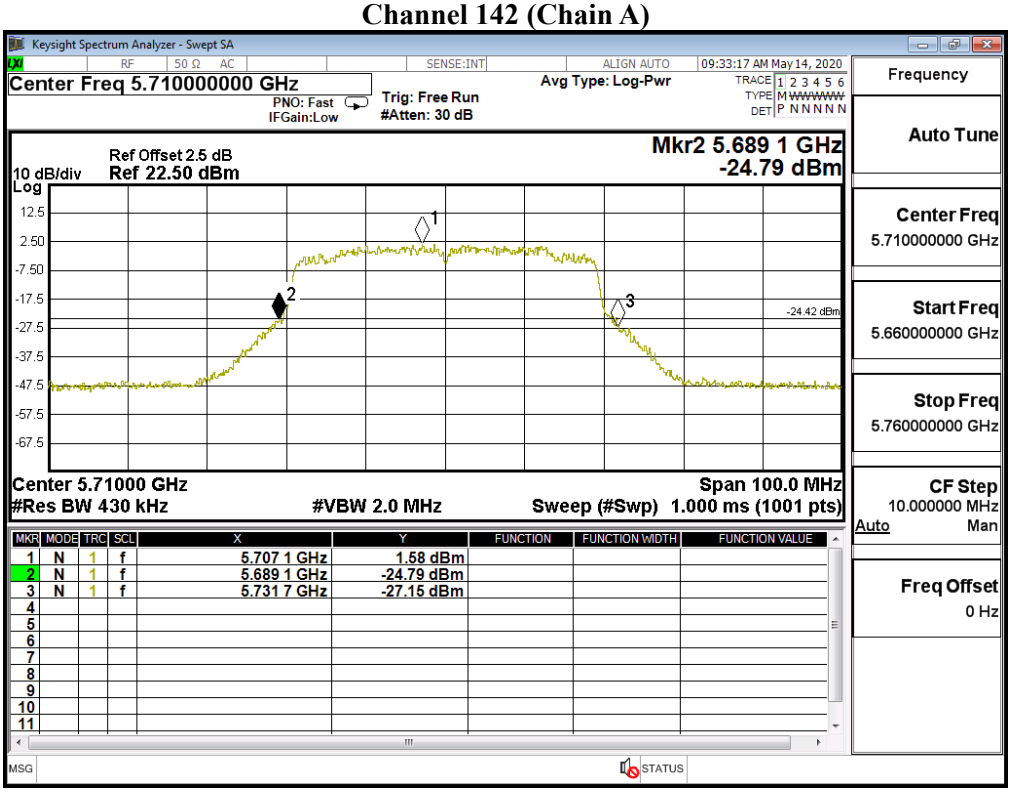

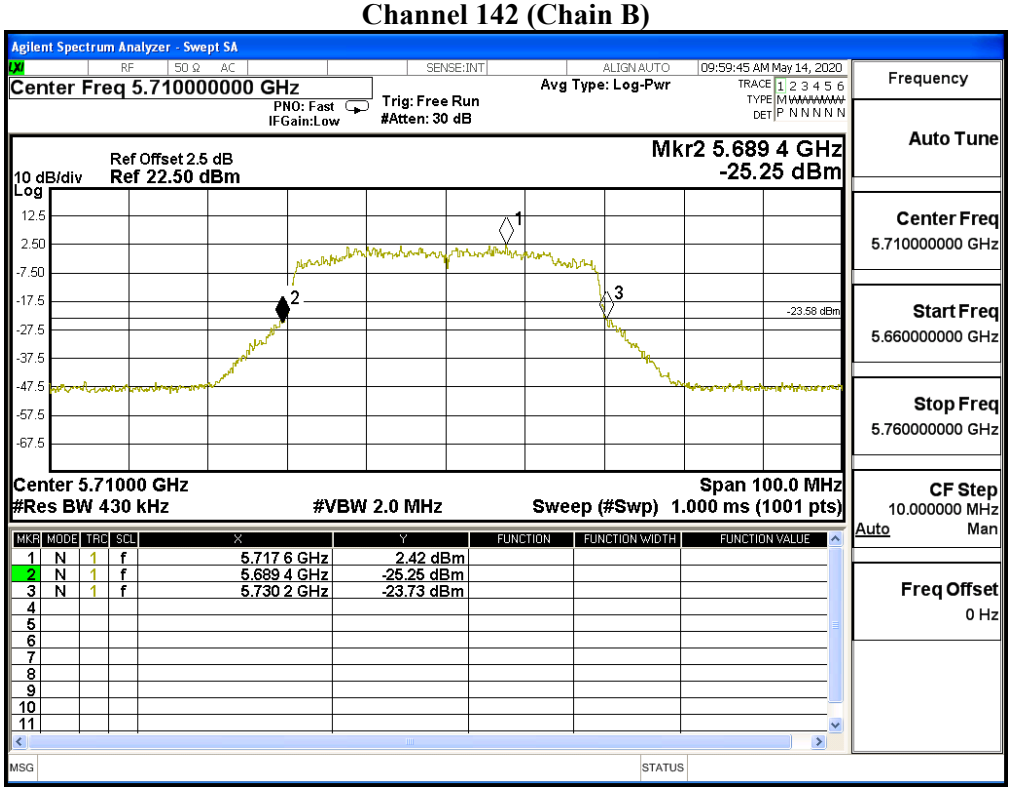
## Channel 142 (Chain B)