RU config: Other

Channel 50 – 996/67 Chain A

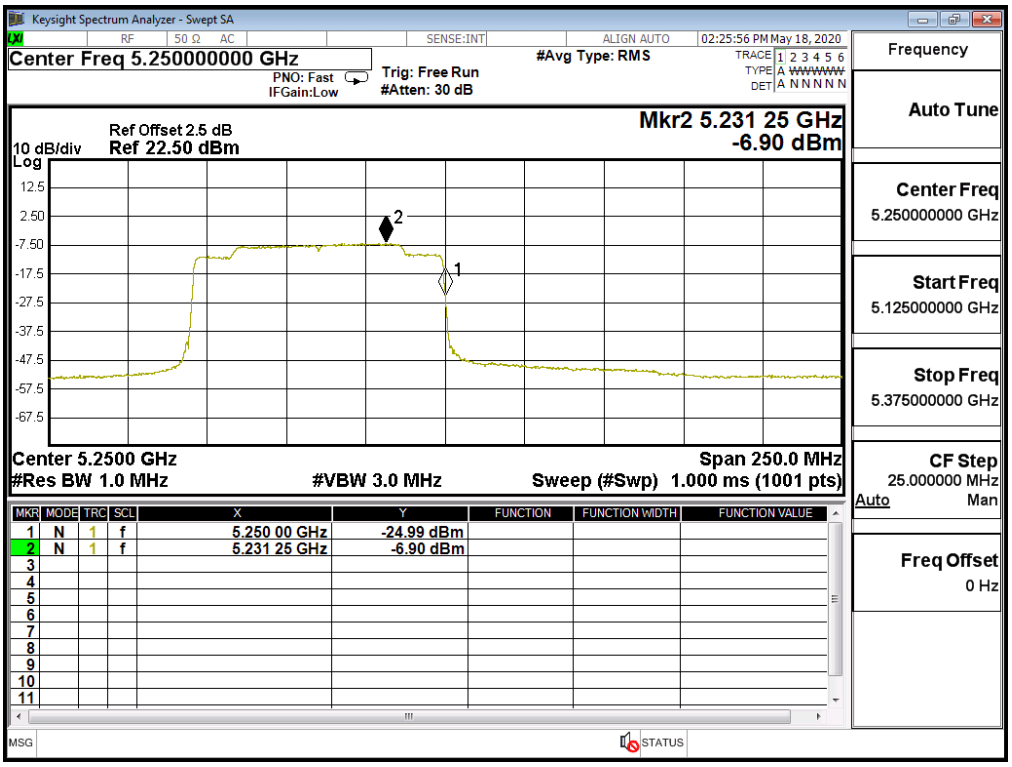

Channel 50 – 996/S67 Chain A

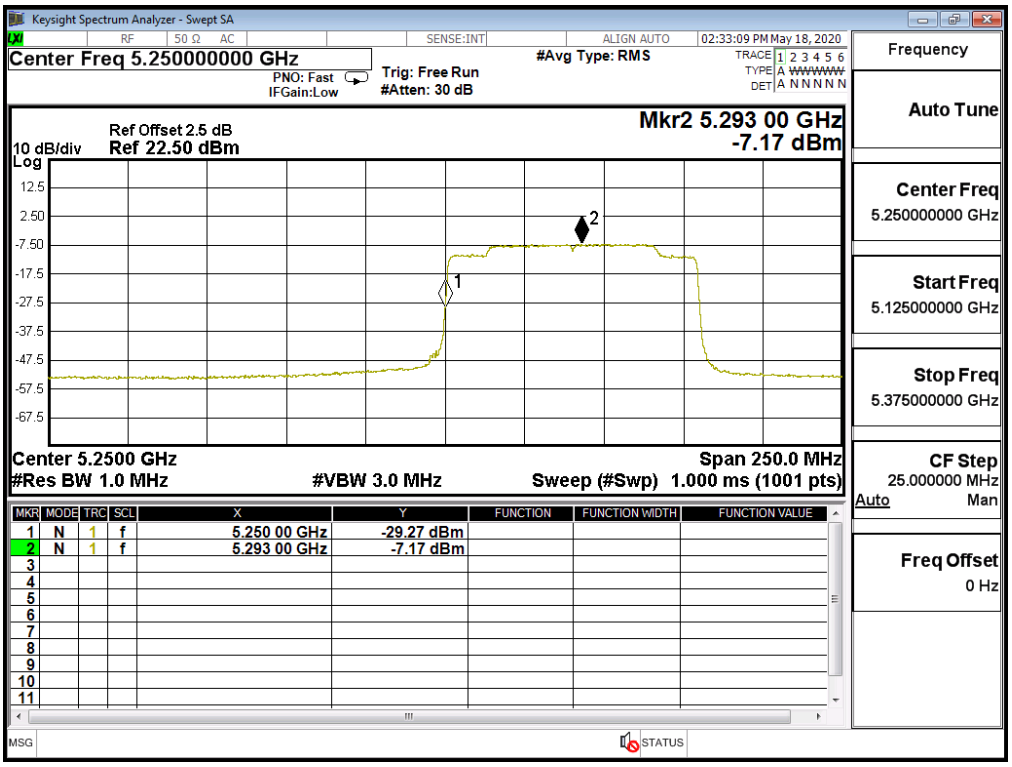

Channel 114 – 996/67 Chain A

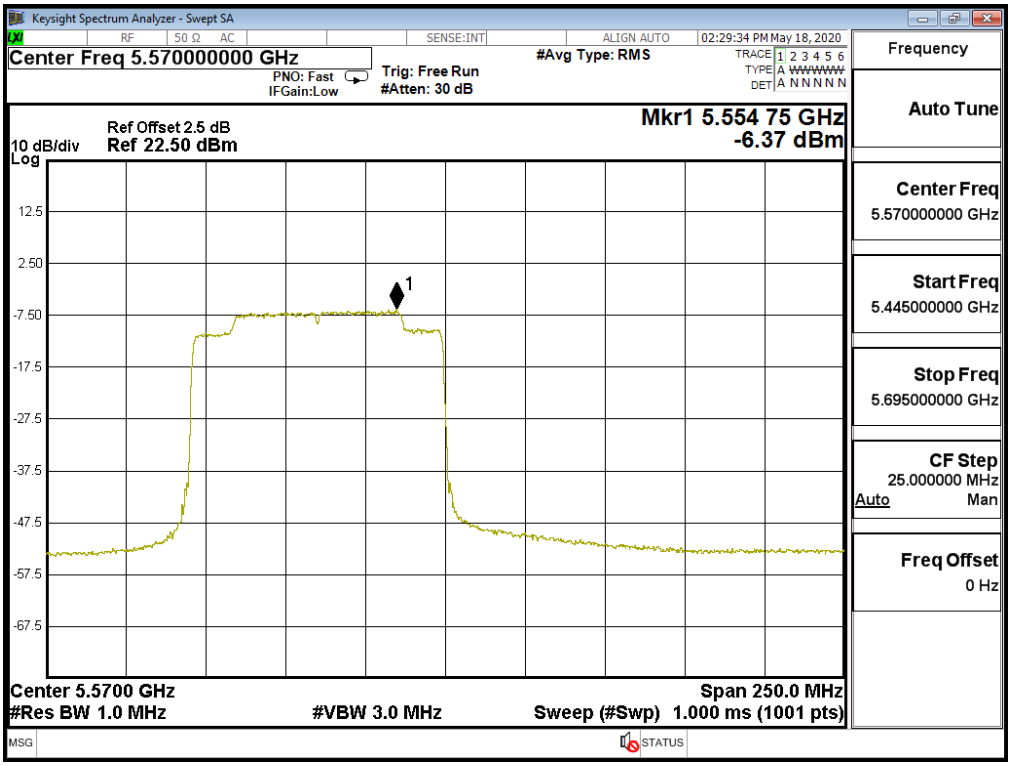

Channel 114 – 996/S67 Chain A

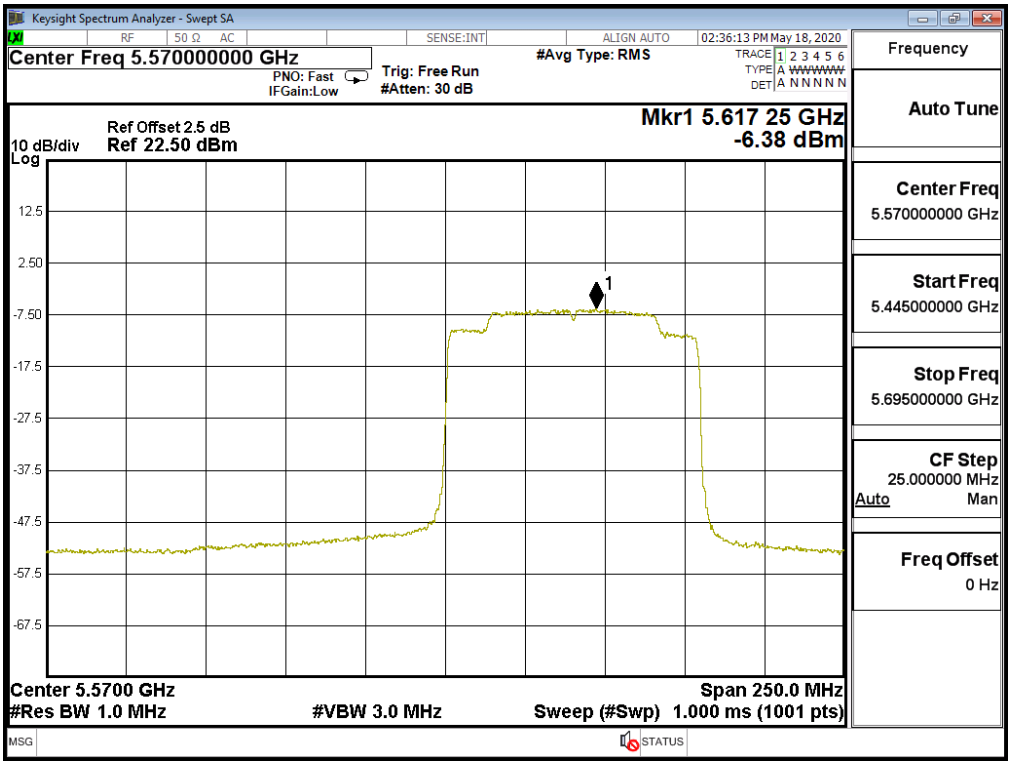

Channel 50 – 996/67 Chain B

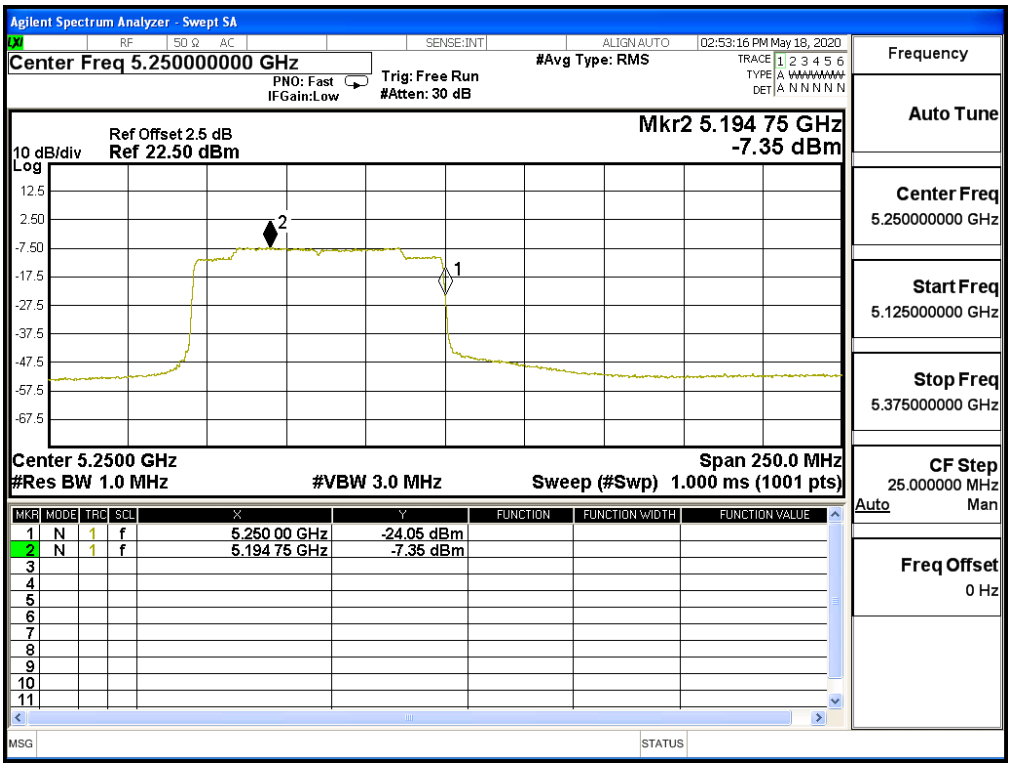

Channel 50 – 996/S67 Chain B

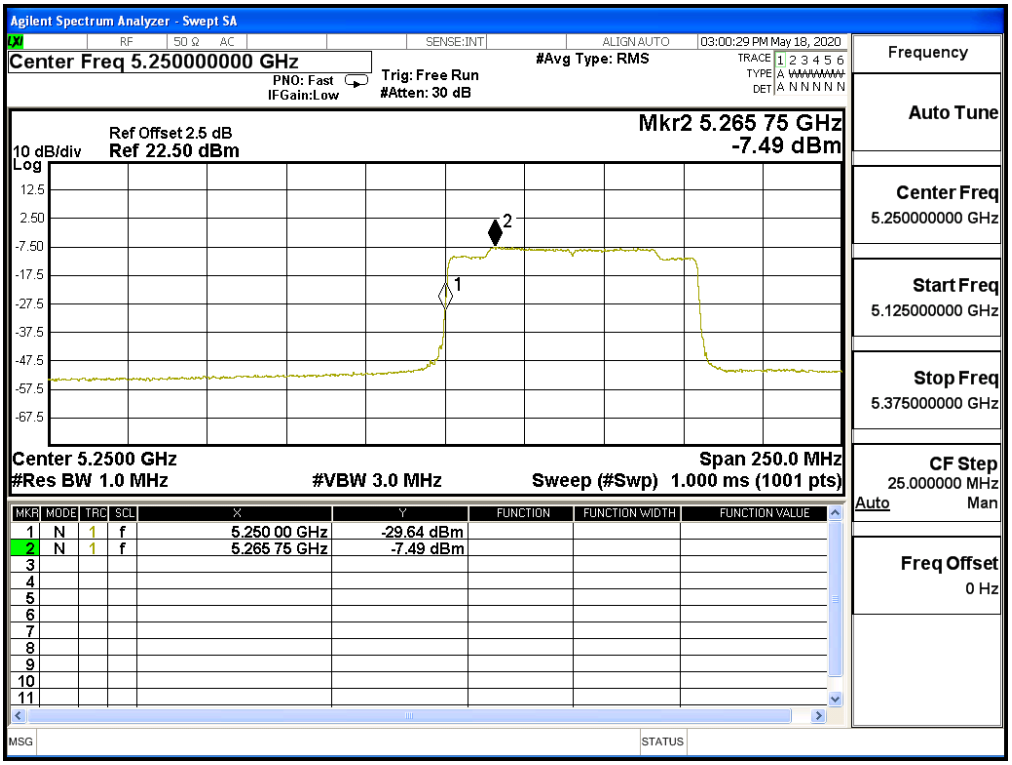

Channel 114 – 996/67 Chain B

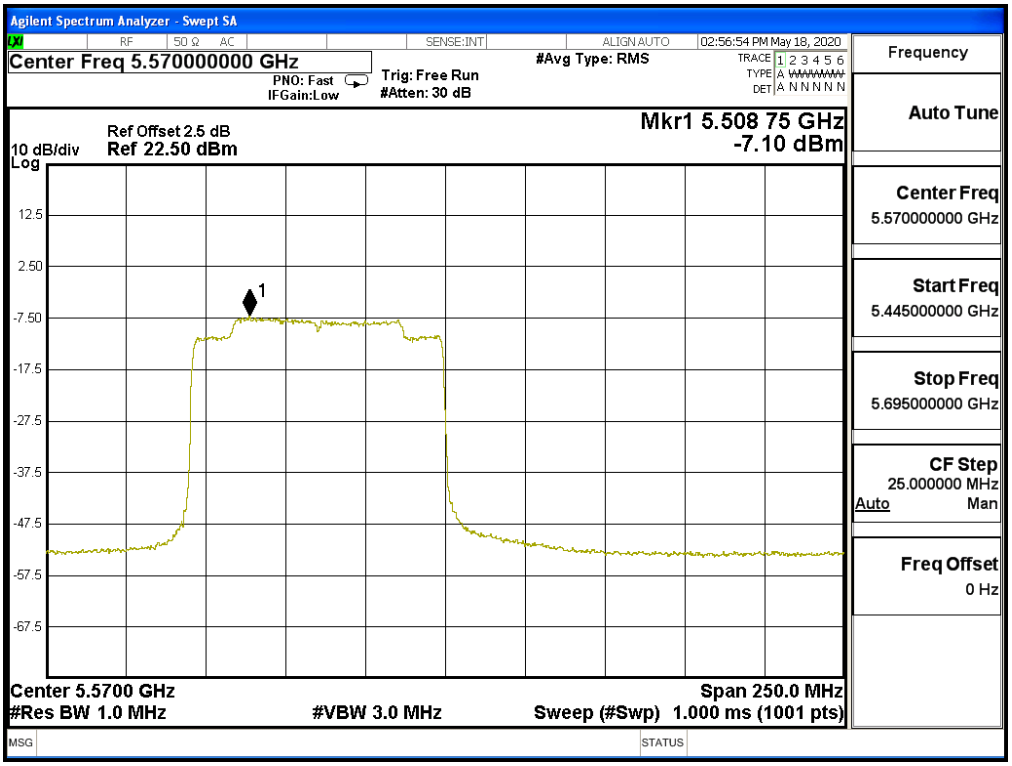

Channel 114 – 996/S67 Chain B

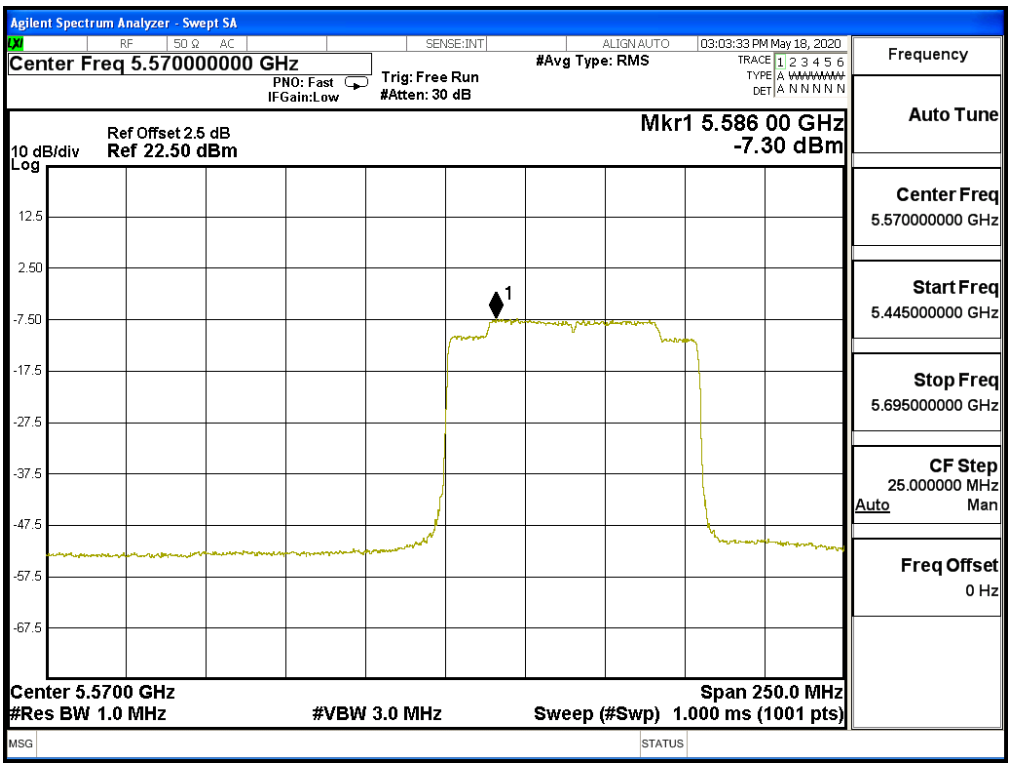

5. Radiated Emission

5.1. Test Setup

Radiated Emission Under 30MHz

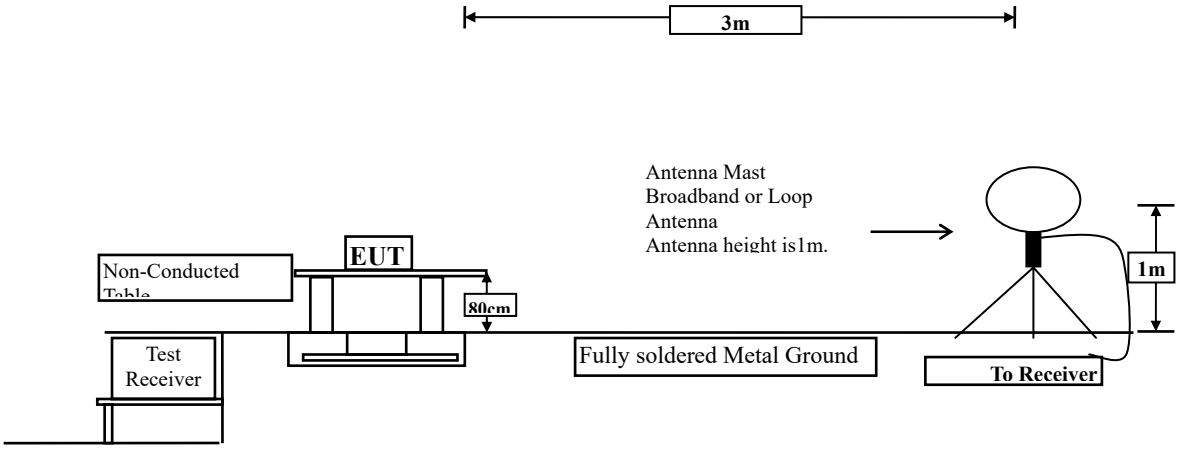

Radiated Emission Below 1GHz

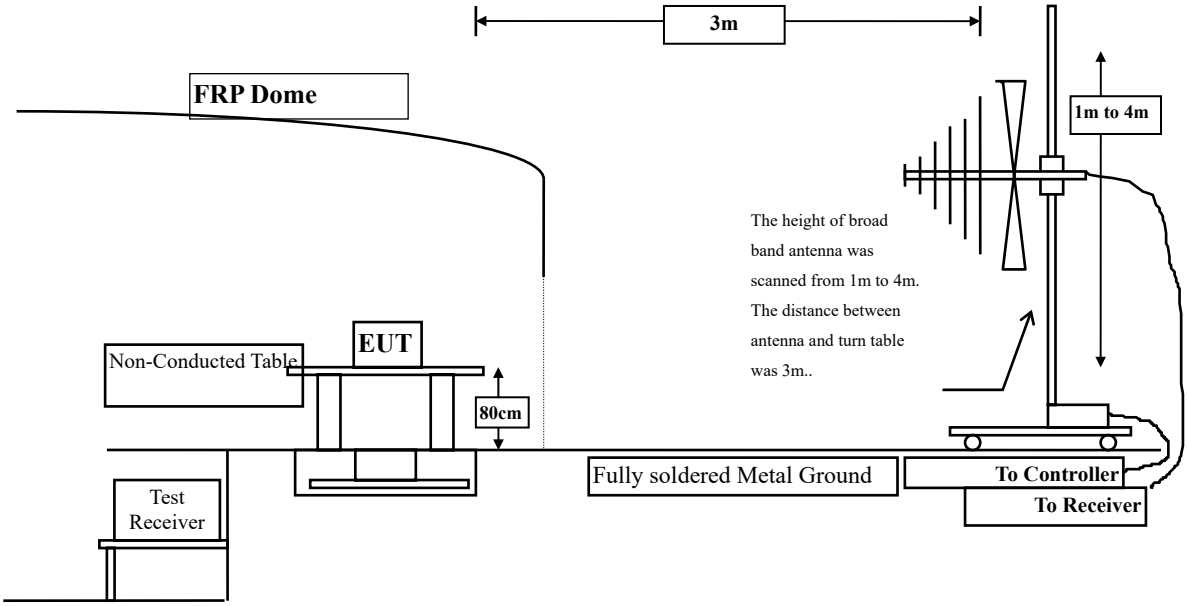

Radiated Emission Above 1GHz

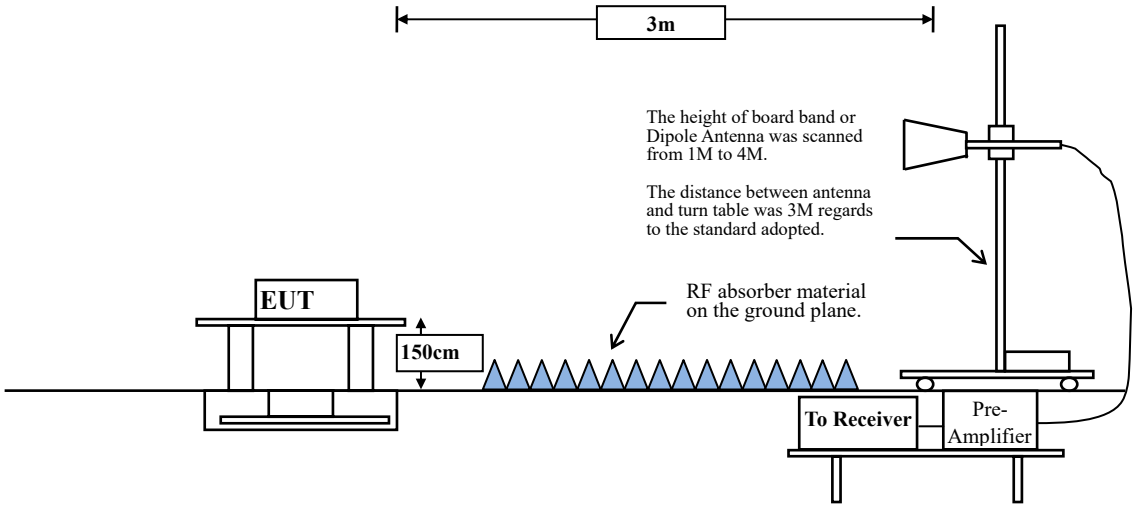

5.2. Limits

Emissions radiated outside of the specified frequency bands, except for harmonics, shall be attenuated by at least 20dB below the level of the fundamental or to the general radiated emission limits in paragraph 15.209, whichever is the lesser attenuation.

FCC Part 15 Subpart C Paragraph 15.209(a) Limits		
Frequency MHz	Field strength (microvolts/meter)	Measurement distance (meter)
0.009-0.490	2400/F(kHz)	300
0.490-1.705	24000/F(kHz)	30
1.705-30	30	30
30-88	100	3
88-216	150	3
216-960	200	3
Above 960	500	3

Remarks: E field strength (dBμV/m) = 20 log E field strength (uV/m)

5.3. Test Procedure

The EUT was setup according to ANSI C63.10, 2013 and tested according to FCC KDB-789033 test procedure for compliance to FCC 47CFR 15. 407 requirements.

Measuring the frequency range below 1GHz, the EUT is placed on a turn table which is 0.8 meter above ground,when measuring the frequency range above 1GHz, the EUT is placed on a turn table which is 1.5 meter above ground.

The turn table is rotated 360 degrees to determine the position of the maximum emission level.

The EUT was positioned such that the distance from antenna to the EUT was 3 meters.

The antenna is scanned between 1 meter and 4 meters to find out the maximum emission level. This is repeated for both horizontal and vertical polarization of the antenna. In order to find the maximum emission, all of the interface cables were manipulated according to ANSI C63.10: 2013 on radiated measurement.

The resolution bandwidth below 30MHz setting on the field strength meter is 9kHz and 30MHz~1GHz is 120kHz and above 1GHz is 1MHz.

Radiated emission measurements below 30MHz are made using Loop Antenna and 30MHz~1GHz are made using broadband Bilog antenna and above 1GHz are made using Horn Antennas.

The measurement is divided into the Preliminary Measurement and the Final Measurement.

The suspected frequencies are searched for in Preliminary Measurement with the measurement antenna kept pointed at the source of the emission both in azimuth and elevation, with the polarization of the antenna oriented for maximum response. The antenna is pointed at an angle towards the source of the emission, and the EUT is rotated in both height and polarization to maximize the measured emission. The emission is kept within the illumination area of the 3 dB bandwidth of the antenna.

The worst radiated emission is measured in the Open Area Test Site on the Final Measurement.

The measurement frequency range form 9kHz - 10th Harmonic of fundamental was investigated.

RBW and VBW Parameter setting:

According to KDB 789033 section II.G.5 Procedure for Unwanted Maximum Emissions Measurements above 1000 MHz.

RBW = 1MHz.

VBW ≥ 3MHz.

According to KDB 789033 section II.G.6 Procedures for Average Unwanted Emissions Measurements above 1000 MHz.

RBW = 1MHz.

VBW = 10Hz, when duty cycle ≥ 98 %

VBW ≥ 1/T, when duty cycle < 98 %

(T refers to the minimum transmission duration over which the transmitter is on and is transmitting at its maximum power control level for the tested mode of operation.)

5GHz band	Duty Cycle (%)	T (ms)	1/T (Hz)	VBW (Hz)
802.11 a-SISOA	87.78	2.0609	485	500
802.11 ac160-SISOA	95.05	5.5101	181	500
802.11 ax160-SISOA	94.46	4.4957	222	500
802.11 n20-MIMO	98.46	18.5507	54	10
802.11 n40-MIMO	96.23	8.8899	112	500
802.11 ac80-MIMO	94.22	5.4348	184	500
802.11 ac160-MIMO	90.93	2.7594	362	500
802.11 ax20-MIMO	98.49	18.7058	53	10
802.11 ax40-MIMO	96.70	9.3333	107	500
802.11 ax80-MIMO	93.33	4.4638	224	500
802.11 ax160-MIMO	88.60	2.2522	444	500

Note: Duty Cycle Refer to Section 8.

5.4. Uncertainty

± 4.08 dB above 1GHz

± 4.22 dB below 1GHz

5.5. Test Result of Radiated Emission

Product : Portable computer
Test Item : Harmonic Radiated Emission Data
Test Date : 2020/05/11
Test Mode : Mode 1 SISO A: Transmit (802.11a_6Mbps) (5180MHz)

Horizontal

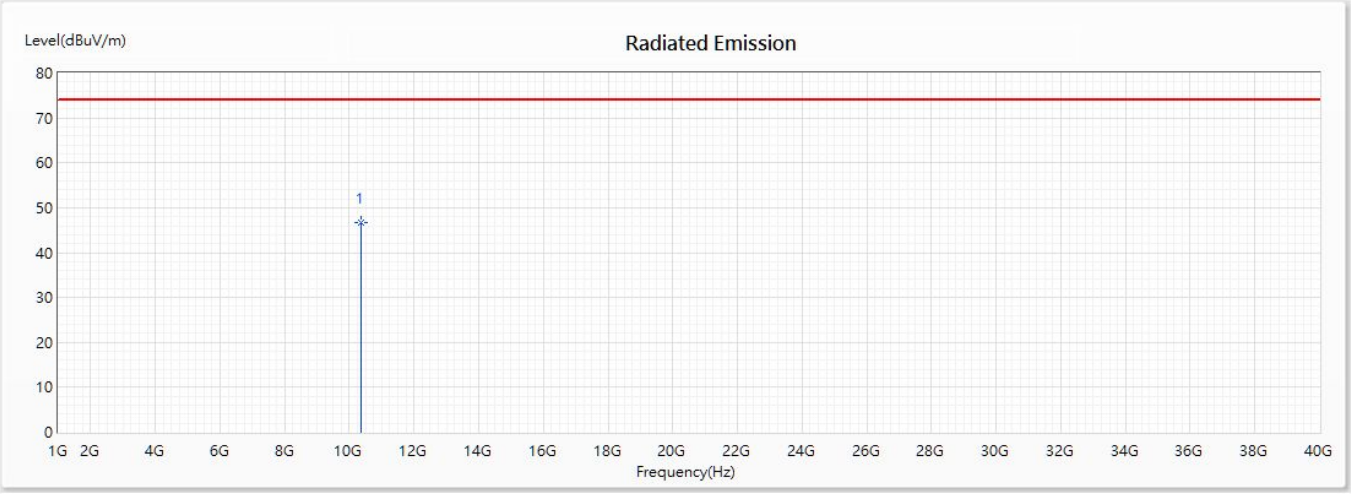

No	Frequency (MHz)	Emission Level (dBuV/m)	Limit (dBuV/m)	Margin (dB)	Reading Level (dBuV)	Correct Factor (dB/m)	Detector Type
* 1	10360	46.61	74.00	-27.39	58.19	-11.58	PK

Note:

1. All Readings below 1GHz are Quasi-Peak, above 1GHz are performed with peak and/or average measurements as necessary.
2. Emission Level = Reading Level + Correct Factor.
3. Correct Factor = Antenna factor + Cable loss –Amplifier gain.
4. The average measurement was not performed when the peak measured data under the limit of average detection.
5. The emission levels of other frequencies are very lower than the limit and not show in test report.

Product	:	Portable computer
Test Item	:	Harmonic Radiated Emission Data
Test Date	:	2020/05/11
Test Mode	:	Mode 1 SISO A: Transmit (802.11a_6Mbps) (5180MHz)

Vertical

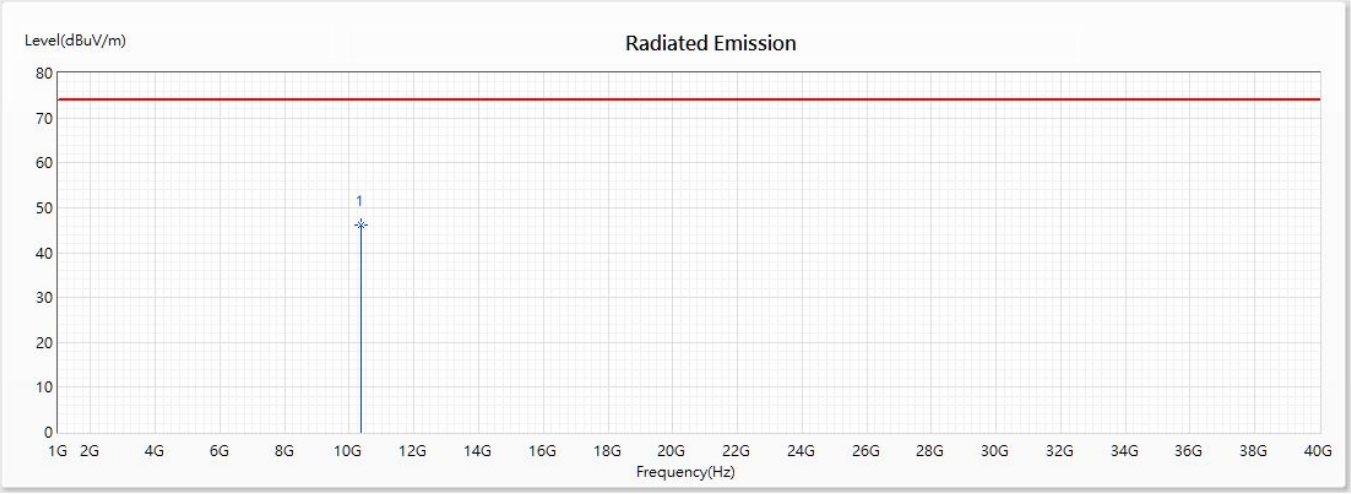

No	Frequency (MHz)	Emission Level (dBuV/m)	Limit (dBuV/m)	Margin (dB)	Reading Level (dBuV)	Correct Factor (dB/m)	Detector Type
* 1	10360	46.05	74.00	-27.95	57.63	-11.58	PK

Note:

1. All Readings below 1GHz are Quasi-Peak, above 1GHz are performed with peak and/or average measurements as necessary.
2. Emission Level = Reading Level + Correct Factor.
3. Correct Factor = Antenna factor + Cable loss –Amplifier gain.
4. The average measurement was not performed when the peak measured data under the limit of average detection.
5. The emission levels of other frequencies are very lower than the limit and not show in test report.

Product	:	Portable computer
Test Item	:	Harmonic Radiated Emission Data
Test Date	:	2020/05/11
Test Mode	:	Mode 1 SISO A: Transmit (802.11a_6Mbps) (5220MHz)

Horizontal

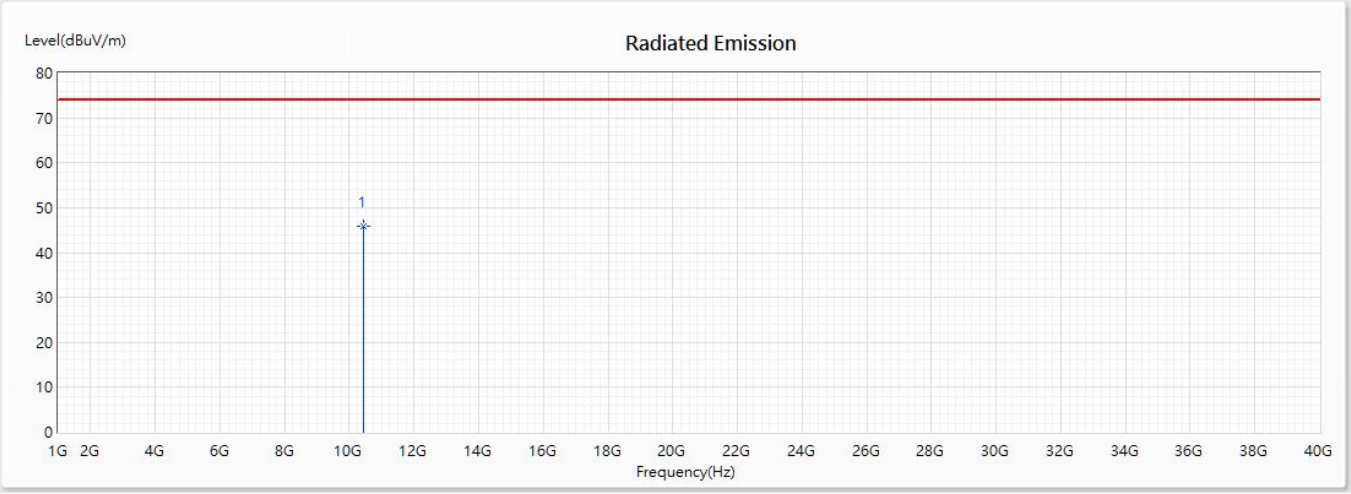

No	Frequency (MHz)	Emission Level (dBuV/m)	Limit (dBuV/m)	Margin (dB)	Reading Level (dBuV)	Correct Factor (dB/m)	Detector Type
* 1	10440	45.79	74.00	-28.21	58.14	-12.35	PK

Note:

1. All Readings below 1GHz are Quasi-Peak, above 1GHz are performed with peak and/or average measurements as necessary.
2. Emission Level = Reading Level + Correct Factor.
3. Correct Factor = Antenna factor + Cable loss –Amplifier gain.
4. The average measurement was not performed when the peak measured data under the limit of average detection.
5. The emission levels of other frequencies are very lower than the limit and not show in test report.

Product	:	Portable computer
Test Item	:	Harmonic Radiated Emission Data
Test Date	:	2020/05/11
Test Mode	:	Mode 1 SISO A: Transmit (802.11a_6Mbps) (5220MHz)

Vertical

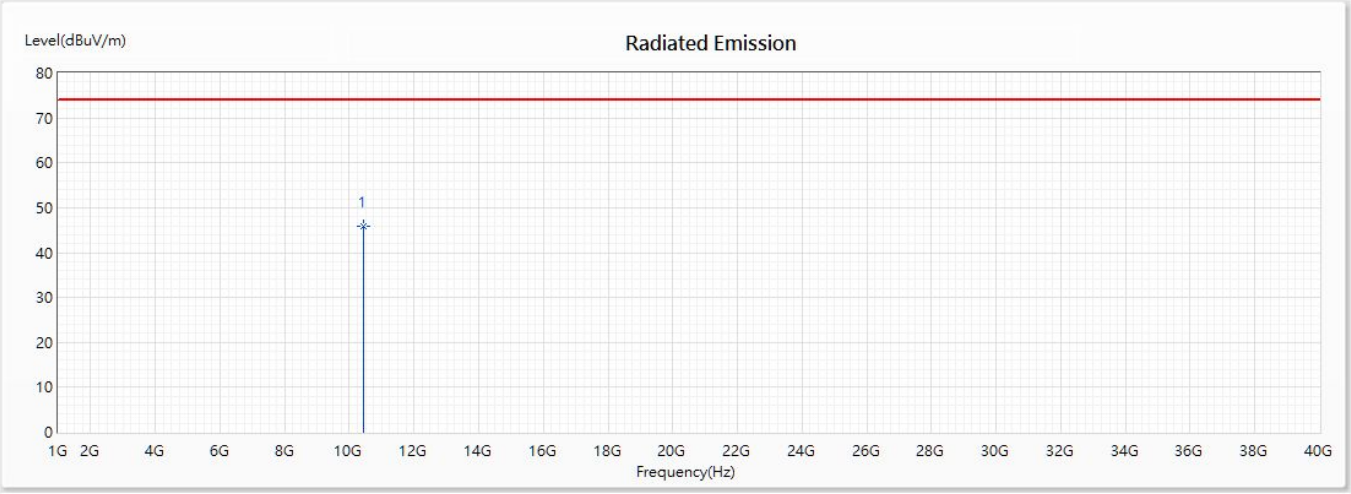

No	Frequency (MHz)	Emission Level (dBuV/m)	Limit (dBuV/m)	Margin (dB)	Reading Level (dBuV)	Correct Factor (dB/m)	Detector Type
* 1	10440	45.92	74.00	-28.08	58.27	-12.35	PK

Note:

1. All Readings below 1GHz are Quasi-Peak, above 1GHz are performed with peak and/or average measurements as necessary.
2. Emission Level = Reading Level + Correct Factor.
3. Correct Factor = Antenna factor + Cable loss –Amplifier gain.
4. The average measurement was not performed when the peak measured data under the limit of average detection.
5. The emission levels of other frequencies are very lower than the limit and not show in test report.

Product	:	Portable computer
Test Item	:	Harmonic Radiated Emission Data
Test Date	:	2020/05/11
Test Mode	:	Mode 1 SISO A: Transmit (802.11a_6Mbps) (5240MHz)

Horizontal

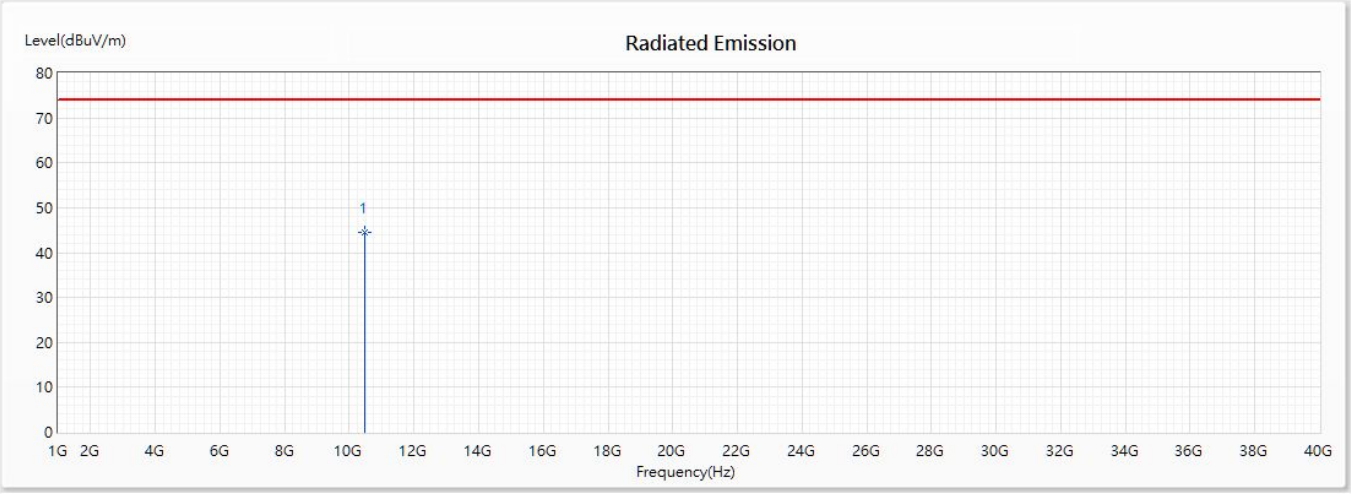

No	Frequency (MHz)	Emission Level (dBuV/m)	Limit (dBuV/m)	Margin (dB)	Reading Level (dBuV)	Correct Factor (dB/m)	Detector Type
* 1	10480	44.57	74.00	-29.43	57.30	-12.73	PK

Note:

1. All Readings below 1GHz are Quasi-Peak, above 1GHz are performed with peak and/or average measurements as necessary.
2. Emission Level = Reading Level + Correct Factor.
3. Correct Factor = Antenna factor + Cable loss –Amplifier gain.
4. The average measurement was not performed when the peak measured data under the limit of average detection.
5. The emission levels of other frequencies are very lower than the limit and not show in test report.

Product	:	Portable computer
Test Item	:	Harmonic Radiated Emission Data
Test Date	:	2020/05/11
Test Mode	:	Mode 1 SISO A: Transmit (802.11a_6Mbps) (5240MHz)

Vertical

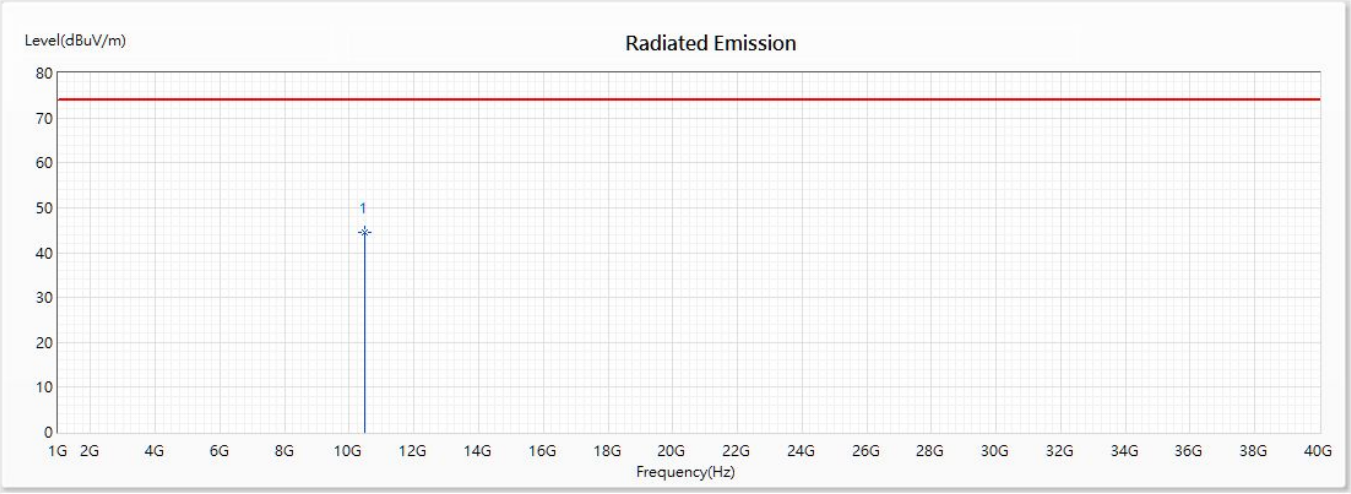

No	Frequency (MHz)	Emission Level (dBuV/m)	Limit (dBuV/m)	Margin (dB)	Reading Level (dBuV)	Correct Factor (dB/m)	Detector Type
* 1	10480	44.55	74.00	-29.45	57.28	-12.73	PK

Note:

1. All Readings below 1GHz are Quasi-Peak, above 1GHz are performed with peak and/or average measurements as necessary.
2. Emission Level = Reading Level + Correct Factor.
3. Correct Factor = Antenna factor + Cable loss –Amplifier gain.
4. The average measurement was not performed when the peak measured data under the limit of average detection.
5. The emission levels of other frequencies are very lower than the limit and not show in test report.

Product	:	Portable computer
Test Item	:	Harmonic Radiated Emission Data
Test Date	:	2020/05/11
Test Mode	:	Mode 1 SISO A: Transmit (802.11a_6Mbps) (5260MHz)

Horizontal

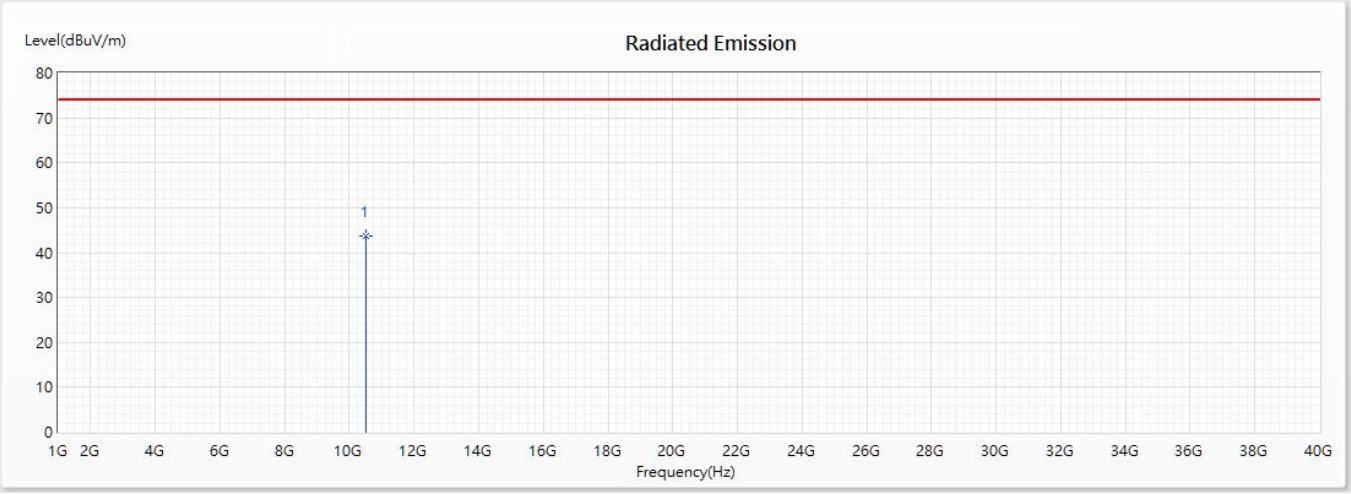

No	Frequency (MHz)	Emission Level (dBuV/m)	Limit (dBuV/m)	Margin (dB)	Reading Level (dBuV)	Correct Factor (dB/m)	Detector Type
* 1	10520	43.79	74.00	-30.21	56.85	-13.06	PK

Note:

1. All Readings below 1GHz are Quasi-Peak, above 1GHz are performed with peak and/or average measurements as necessary.
2. Emission Level = Reading Level + Correct Factor.
3. Correct Factor = Antenna factor + Cable loss –Amplifier gain.
4. The average measurement was not performed when the peak measured data under the limit of average detection.
5. The emission levels of other frequencies are very lower than the limit and not show in test report.

Product	:	Portable computer
Test Item	:	Harmonic Radiated Emission Data
Test Date	:	2020/05/11
Test Mode	:	Mode 1 SISO A: Transmit (802.11a_6Mbps) (5260MHz)

Vertical

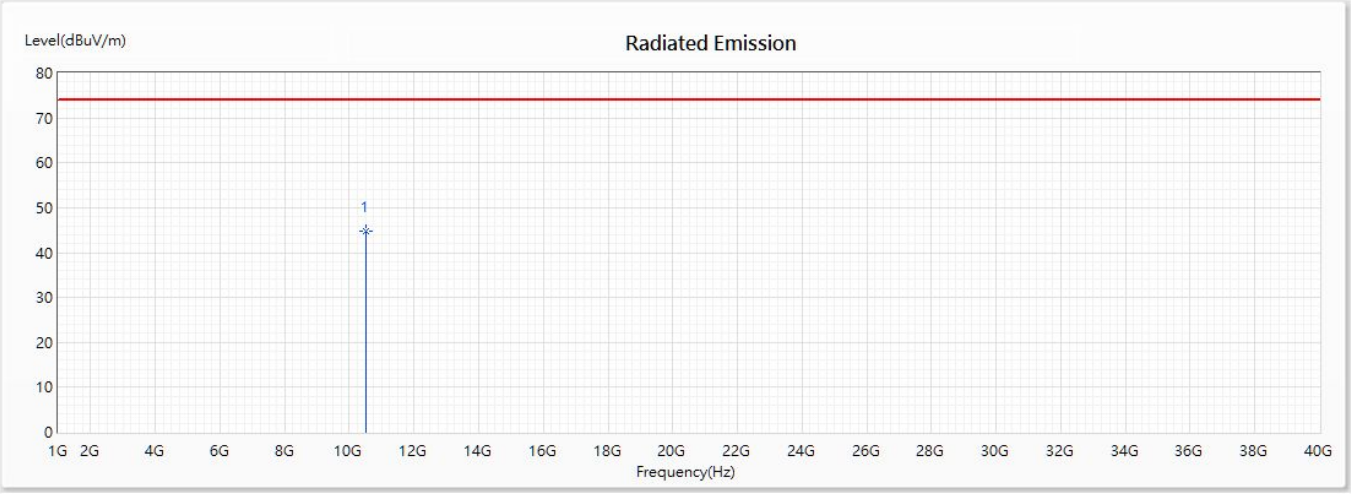

No	Frequency (MHz)	Emission Level (dBuV/m)	Limit (dBuV/m)	Margin (dB)	Reading Level (dBuV)	Correct Factor (dB/m)	Detector Type
* 1	10520	44.81	74.00	-29.19	57.87	-13.06	PK

Note:

1. All Readings below 1GHz are Quasi-Peak, above 1GHz are performed with peak and/or average measurements as necessary.
2. Emission Level = Reading Level + Correct Factor.
3. Correct Factor = Antenna factor + Cable loss –Amplifier gain.
4. The average measurement was not performed when the peak measured data under the limit of average detection.
5. The emission levels of other frequencies are very lower than the limit and not show in test report.

Product	:	Portable computer
Test Item	:	Harmonic Radiated Emission Data
Test Date	:	2020/05/11
Test Mode	:	Mode 1 SISO A: Transmit (802.11a_6Mbps) (5300MHz)

Horizontal

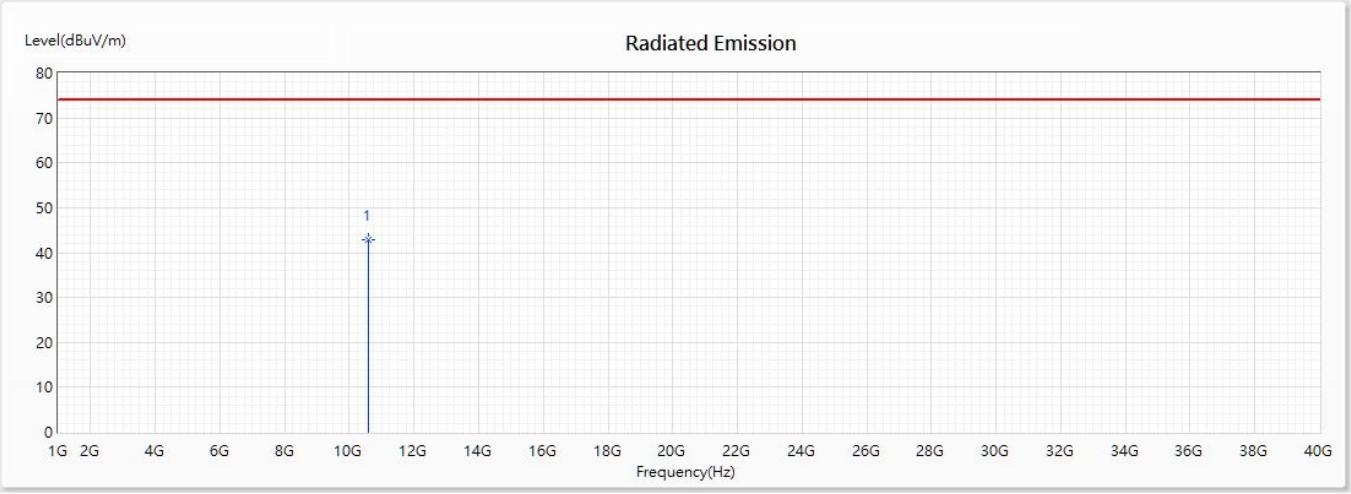

No	Frequency (MHz)	Emission Level (dBuV/m)	Limit (dBuV/m)	Margin (dB)	Reading Level (dBuV)	Correct Factor (dB/m)	Detector Type
* 1	10600	42.88	74.00	-31.12	56.53	-13.65	PK

Note:

1. All Readings below 1GHz are Quasi-Peak, above 1GHz are performed with peak and/or average measurements as necessary.
2. Emission Level = Reading Level + Correct Factor.
3. Correct Factor = Antenna factor + Cable loss –Amplifier gain.
4. The average measurement was not performed when the peak measured data under the limit of average detection.
5. The emission levels of other frequencies are very lower than the limit and not show in test report.

Product	:	Portable computer
Test Item	:	Harmonic Radiated Emission Data
Test Date	:	2020/05/11
Test Mode	:	Mode 1 SISO A: Transmit (802.11a_6Mbps) (5300MHz)

Vertical

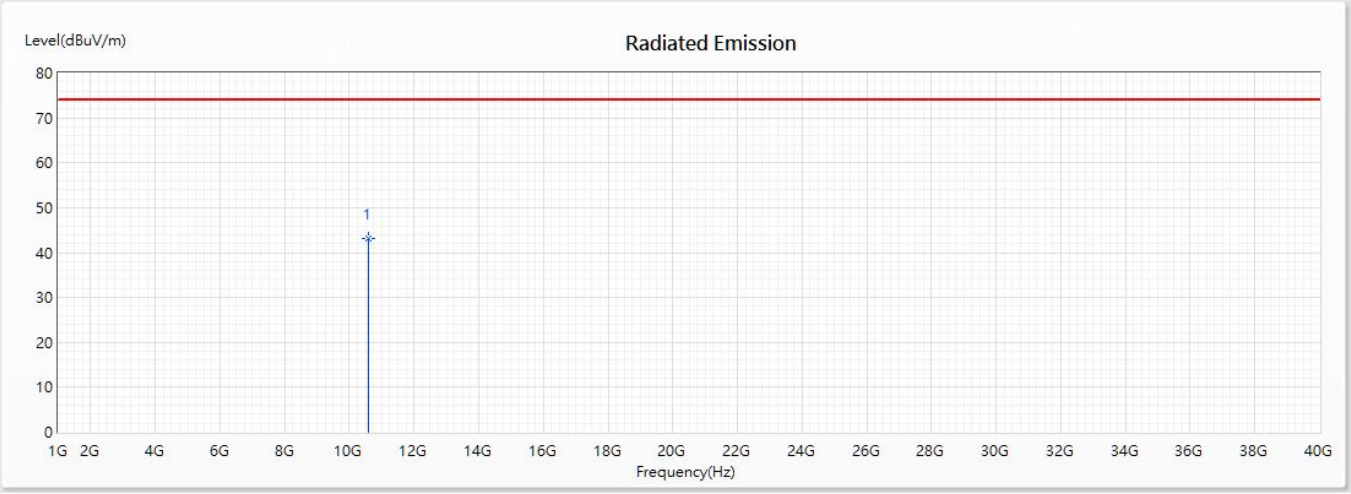

No	Frequency (MHz)	Emission Level (dBuV/m)	Limit (dBuV/m)	Margin (dB)	Reading Level (dBuV)	Correct Factor (dB/m)	Detector Type
* 1	10600	43.12	74.00	-30.88	56.77	-13.65	PK

Note:

1. All Readings below 1GHz are Quasi-Peak, above 1GHz are performed with peak and/or average measurements as necessary.
2. Emission Level = Reading Level + Correct Factor.
3. Correct Factor = Antenna factor + Cable loss –Amplifier gain.
4. The average measurement was not performed when the peak measured data under the limit of average detection.
5. The emission levels of other frequencies are very lower than the limit and not show in test report.

Product	:	Portable computer
Test Item	:	Harmonic Radiated Emission Data
Test Date	:	2020/05/11
Test Mode	:	Mode 1 SISO A: Transmit (802.11a_6Mbps) (5320MHz)

Horizontal

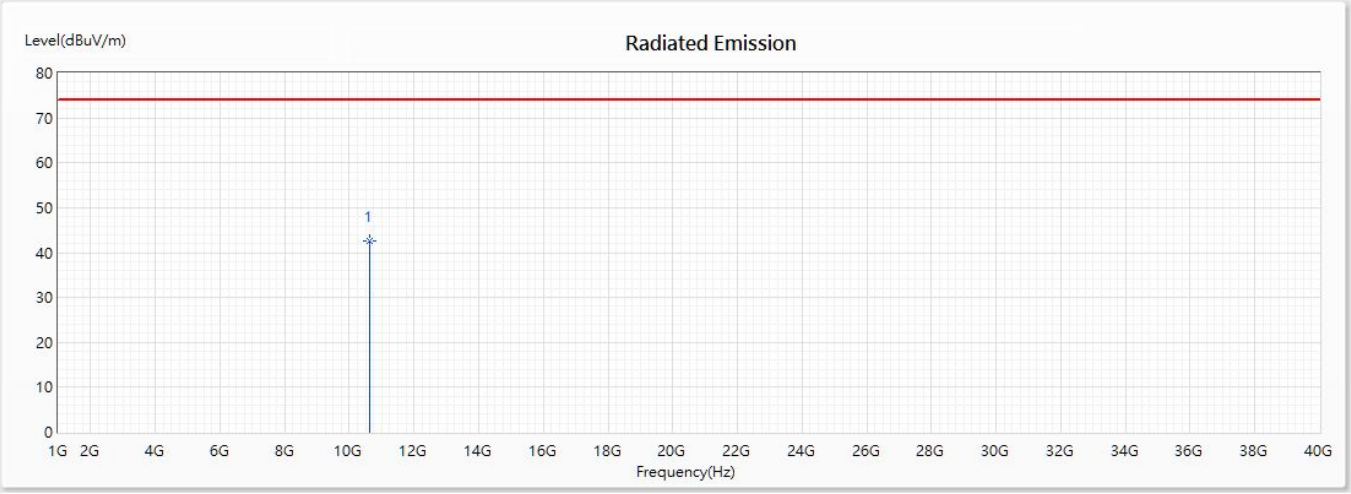

No	Frequency (MHz)	Emission Level (dBuV/m)	Limit (dBuV/m)	Margin (dB)	Reading Level (dBuV)	Correct Factor (dB/m)	Detector Type
* 1	10640	42.65	74.00	-31.35	56.64	-13.99	PK

Note:

1. All Readings below 1GHz are Quasi-Peak, above 1GHz are performed with peak and/or average measurements as necessary.
2. Emission Level = Reading Level + Correct Factor.
3. Correct Factor = Antenna factor + Cable loss –Amplifier gain.
4. The average measurement was not performed when the peak measured data under the limit of average detection.
5. The emission levels of other frequencies are very lower than the limit and not show in test report.

Product	:	Portable computer
Test Item	:	Harmonic Radiated Emission Data
Test Date	:	2020/05/11
Test Mode	:	Mode 1 SISO A: Transmit (802.11a_6Mbps) (5320MHz)

Vertical

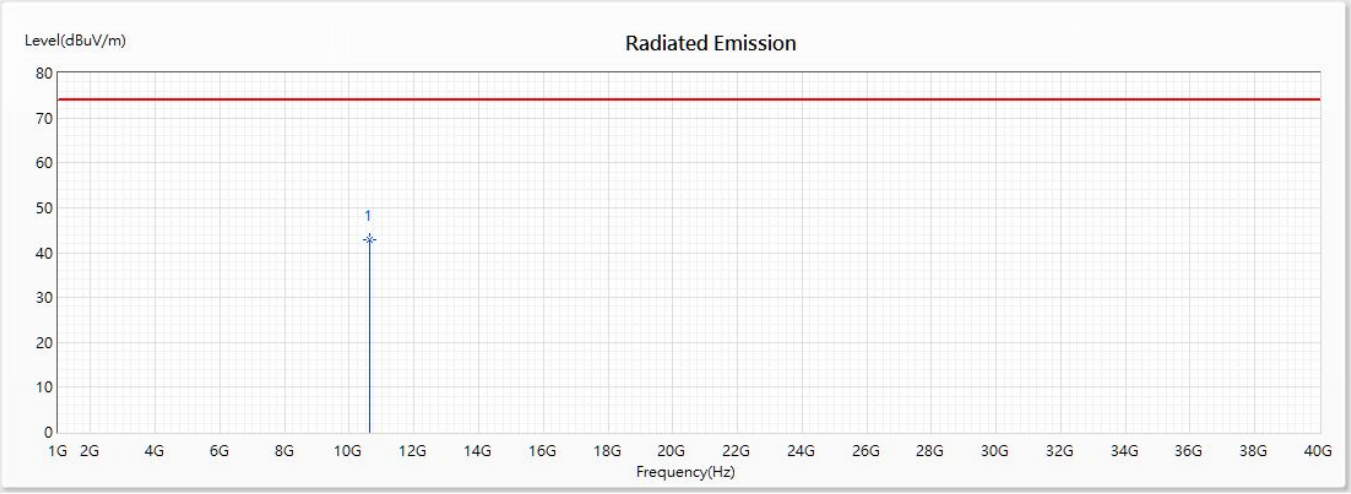

No	Frequency (MHz)	Emission Level (dBuV/m)	Limit (dBuV/m)	Margin (dB)	Reading Level (dBuV)	Correct Factor (dB/m)	Detector Type
* 1	10640	42.78	74.00	-31.22	56.77	-13.99	PK

Note:

1. All Readings below 1GHz are Quasi-Peak, above 1GHz are performed with peak and/or average measurements as necessary.
2. Emission Level = Reading Level + Correct Factor.
3. Correct Factor = Antenna factor + Cable loss –Amplifier gain.
4. The average measurement was not performed when the peak measured data under the limit of average detection.
5. The emission levels of other frequencies are very lower than the limit and not show in test report.

Product	:	Portable computer
Test Item	:	Harmonic Radiated Emission Data
Test Date	:	2020/05/11
Test Mode	:	Mode 1 SISO A: Transmit (802.11a_6Mbps) (5500MHz)

Horizontal

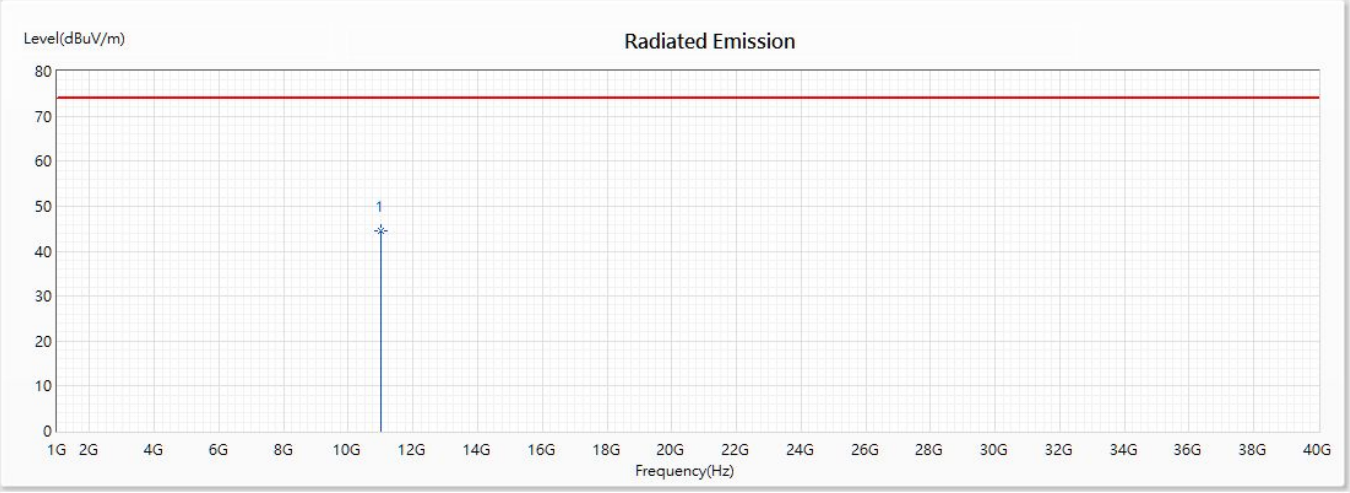

No	Frequency (MHz)	Emission Level (dBuV/m)	Limit (dBuV/m)	Margin (dB)	Reading Level (dBuV)	Correct Factor (dB/m)	Detector Type
* 1	11000	44.45	74.00	-29.55	56.95	-12.50	PK

Note:

1. All Readings below 1GHz are Quasi-Peak, above 1GHz are performed with peak and/or average measurements as necessary.
2. Emission Level = Reading Level + Correct Factor.
3. Correct Factor = Antenna factor + Cable loss –Amplifier gain.
4. The average measurement was not performed when the peak measured data under the limit of average detection.
5. The emission levels of other frequencies are very lower than the limit and not show in test report.

Product	:	Portable computer
Test Item	:	Harmonic Radiated Emission Data
Test Date	:	2020/05/11
Test Mode	:	Mode 1 SISO A: Transmit (802.11a_6Mbps) (5500MHz)

Vertical

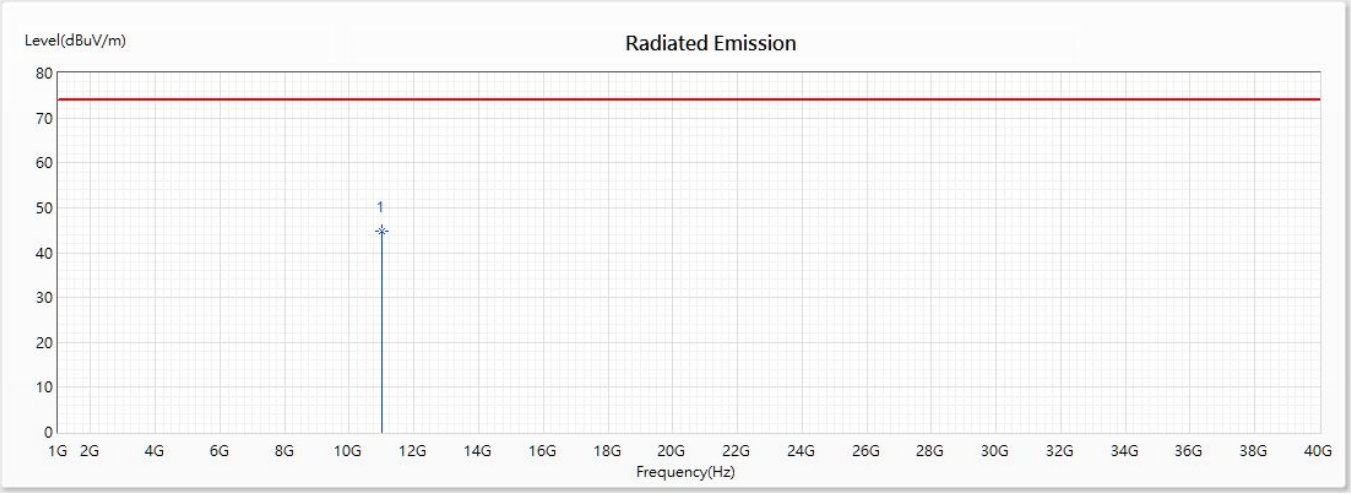

No	Frequency (MHz)	Emission Level (dBuV/m)	Limit (dBuV/m)	Margin (dB)	Reading Level (dBuV)	Correct Factor (dB/m)	Detector Type
* 1	11000	44.72	74.00	-29.28	57.22	-12.50	PK

Note:

1. All Readings below 1GHz are Quasi-Peak, above 1GHz are performed with peak and/or average measurements as necessary.
2. Emission Level = Reading Level + Correct Factor.
3. Correct Factor = Antenna factor + Cable loss –Amplifier gain.
4. The average measurement was not performed when the peak measured data under the limit of average detection.
5. The emission levels of other frequencies are very lower than the limit and not show in test report.

Product	:	Portable computer
Test Item	:	Harmonic Radiated Emission Data
Test Date	:	2020/05/11
Test Mode	:	Mode 1 SISO A: Transmit (802.11a_6Mbps) (5580MHz)

Horizontal

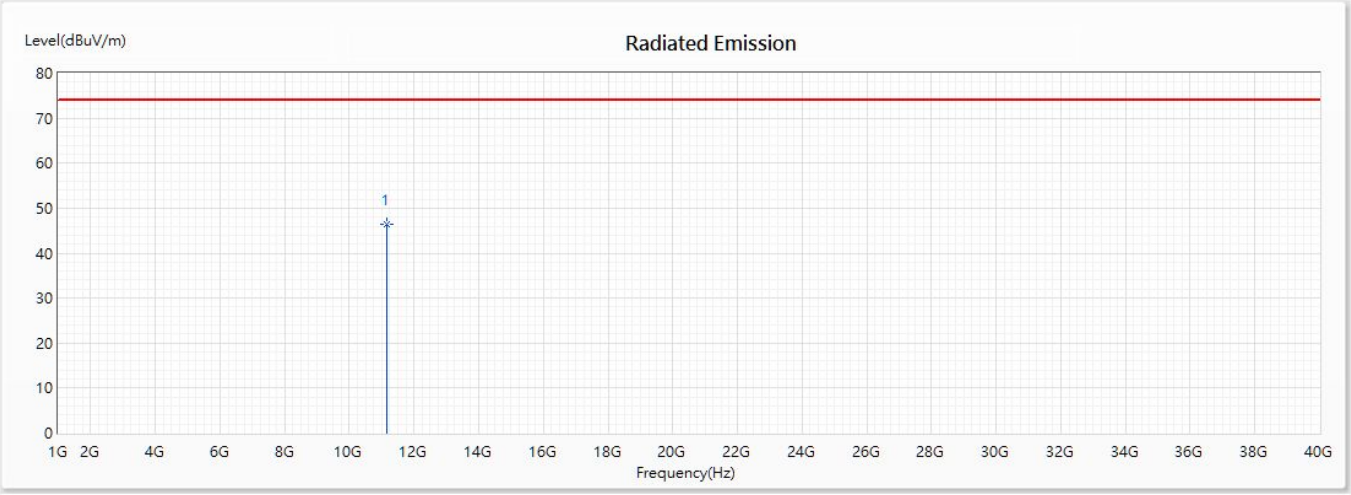

No	Frequency (MHz)	Emission Level (dBuV/m)	Limit (dBuV/m)	Margin (dB)	Reading Level (dBuV)	Correct Factor (dB/m)	Detector Type
* 1	11160	46.52	74.00	-27.48	57.52	-11.00	PK

Note:

1. All Readings below 1GHz are Quasi-Peak, above 1GHz are performed with peak and/or average measurements as necessary.
2. Emission Level = Reading Level + Correct Factor.
3. Correct Factor = Antenna factor + Cable loss –Amplifier gain.
4. The average measurement was not performed when the peak measured data under the limit of average detection.
5. The emission levels of other frequencies are very lower than the limit and not show in test report.

Product	:	Portable computer
Test Item	:	Harmonic Radiated Emission Data
Test Date	:	2020/05/11
Test Mode	:	Mode 1 SISO A: Transmit (802.11a_6Mbps) (5580MHz)

Vertical

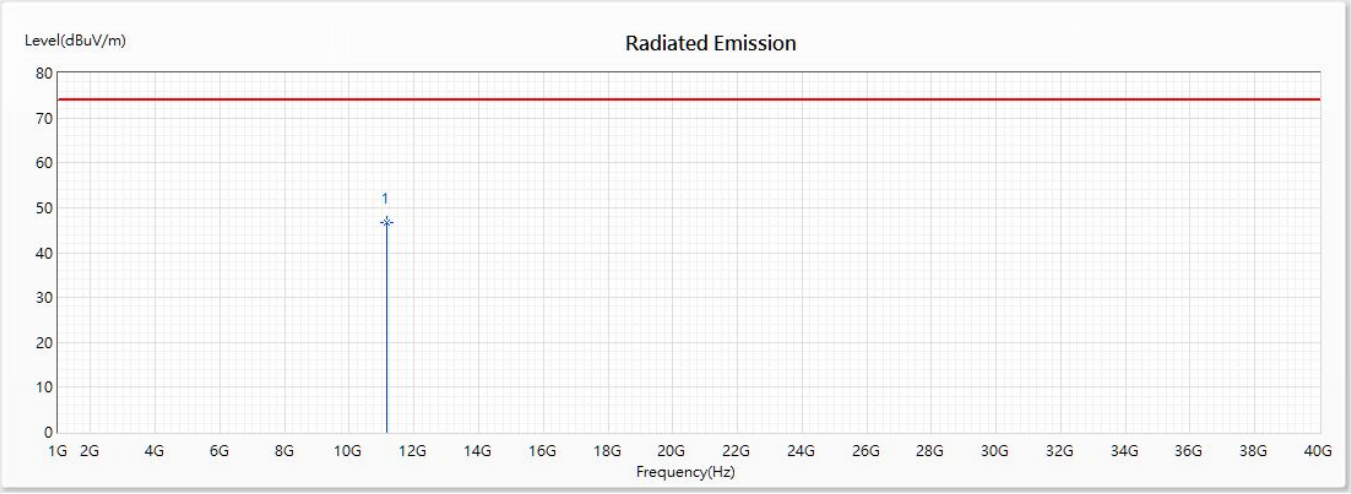

No	Frequency (MHz)	Emission Level (dBuV/m)	Limit (dBuV/m)	Margin (dB)	Reading Level (dBuV)	Correct Factor (dB/m)	Detector Type
* 1	11160	46.79	74.00	-27.21	57.79	-11.00	PK

Note:

1. All Readings below 1GHz are Quasi-Peak, above 1GHz are performed with peak and/or average measurements as necessary.
2. Emission Level = Reading Level + Correct Factor.
3. Correct Factor = Antenna factor + Cable loss –Amplifier gain.
4. The average measurement was not performed when the peak measured data under the limit of average detection.
5. The emission levels of other frequencies are very lower than the limit and not show in test report.

Product	:	Portable computer
Test Item	:	Harmonic Radiated Emission Data
Test Date	:	2020/05/11
Test Mode	:	Mode 1 SISO A: Transmit (802.11a_6Mbps) (5700MHz)

Horizontal

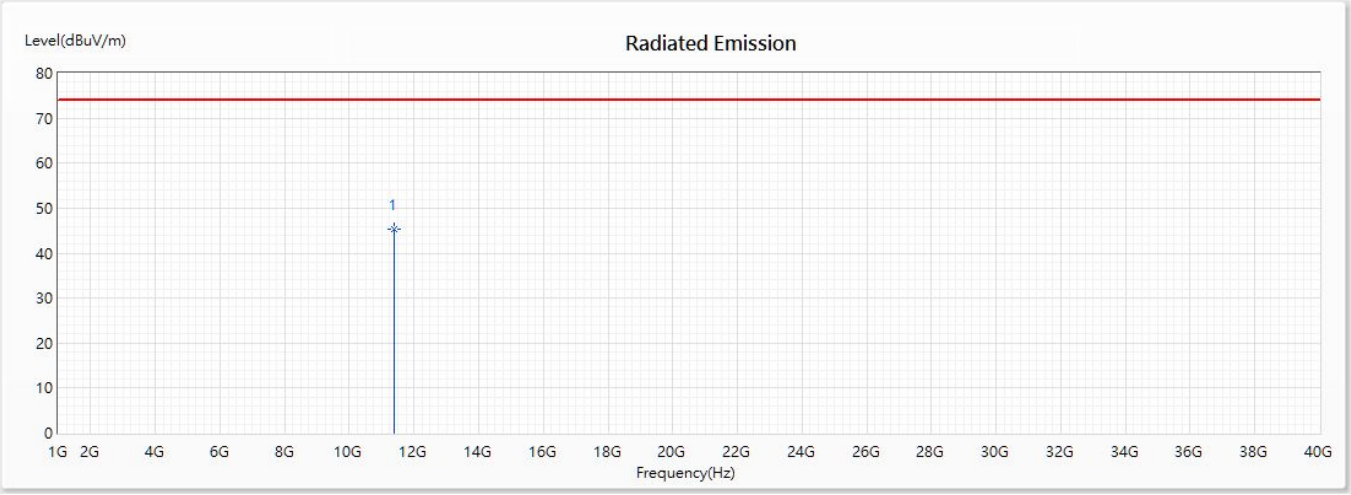

No	Frequency (MHz)	Emission Level (dBuV/m)	Limit (dBuV/m)	Margin (dB)	Reading Level (dBuV)	Correct Factor (dB/m)	Detector Type
* 1	11400	45.29	74.00	-28.71	56.52	-11.23	PK

Note:

1. All Readings below 1GHz are Quasi-Peak, above 1GHz are performed with peak and/or average measurements as necessary.
2. Emission Level = Reading Level + Correct Factor.
3. Correct Factor = Antenna factor + Cable loss –Amplifier gain.
4. The average measurement was not performed when the peak measured data under the limit of average detection.
5. The emission levels of other frequencies are very lower than the limit and not show in test report.

Product	:	Portable computer
Test Item	:	Harmonic Radiated Emission Data
Test Date	:	2020/05/11
Test Mode	:	Mode 1 SISO A: Transmit (802.11a_6Mbps) (5700MHz)

Vertical

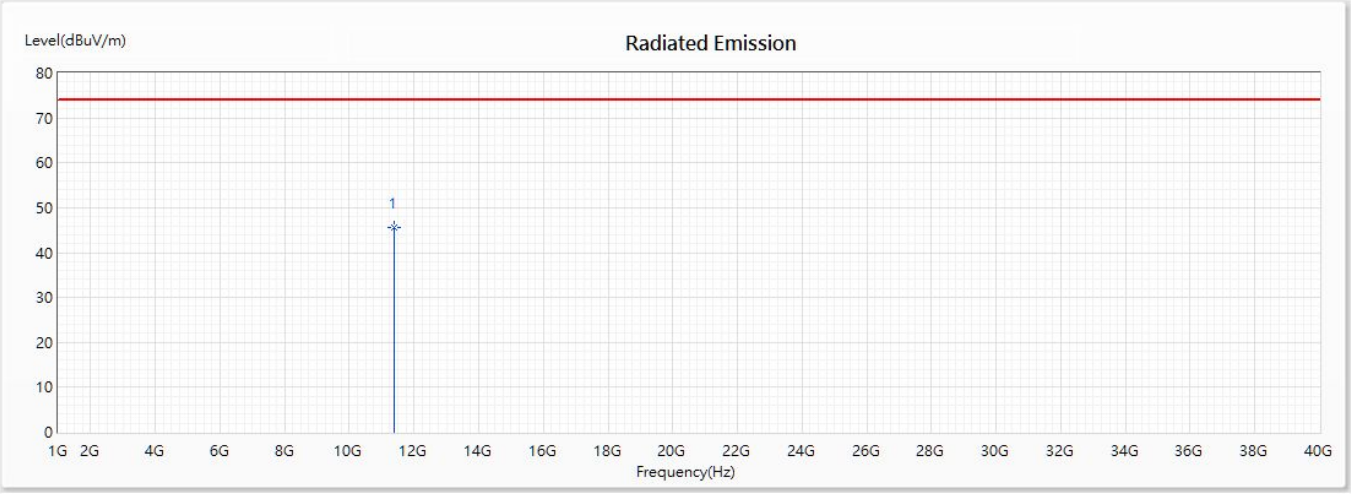

No	Frequency (MHz)	Emission Level (dBuV/m)	Limit (dBuV/m)	Margin (dB)	Reading Level (dBuV)	Correct Factor (dB/m)	Detector Type
* 1	11400	45.47	74.00	-28.53	56.70	-11.23	PK

Note:

1. All Readings below 1GHz are Quasi-Peak, above 1GHz are performed with peak and/or average measurements as necessary.
2. Emission Level = Reading Level + Correct Factor.
3. Correct Factor = Antenna factor + Cable loss –Amplifier gain.
4. The average measurement was not performed when the peak measured data under the limit of average detection.
5. The emission levels of other frequencies are very lower than the limit and not show in test report.

Product	:	Portable computer
Test Item	:	Harmonic Radiated Emission Data
Test Date	:	2020/05/11
Test Mode	:	Mode 1 SISO A: Transmit (802.11a_6Mbps) (5745MHz)

Horizontal

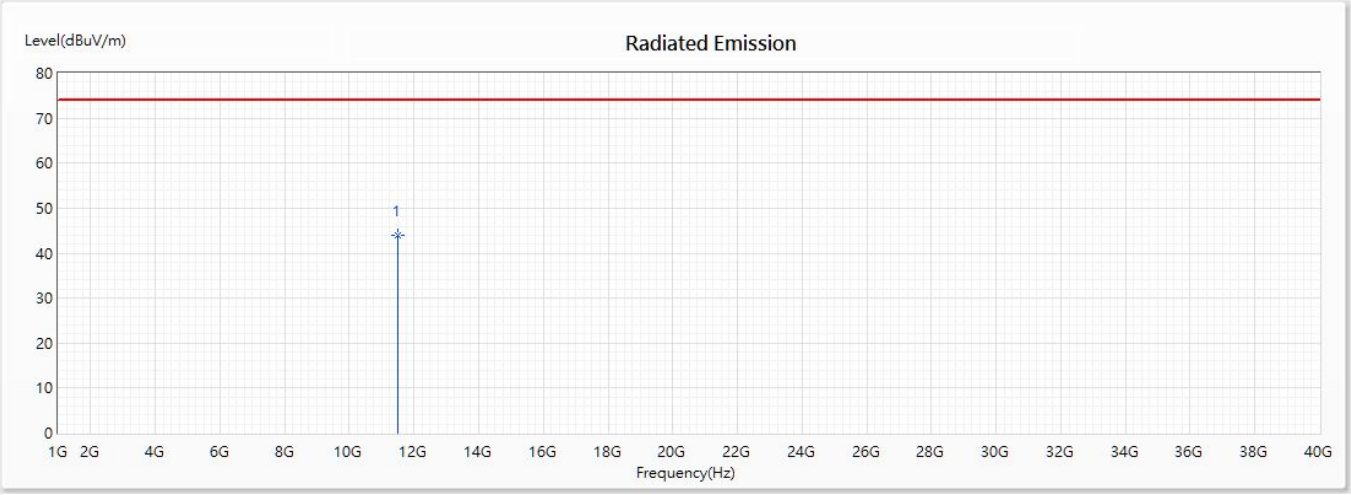

No	Frequency (MHz)	Emission Level (dBuV/m)	Limit (dBuV/m)	Margin (dB)	Reading Level (dBuV)	Correct Factor (dB/m)	Detector Type
* 1	11490	44.08	74.00	-29.92	55.94	-11.86	PK

Note:

1. All Readings below 1GHz are Quasi-Peak, above 1GHz are performed with peak and/or average measurements as necessary.
2. Emission Level = Reading Level + Correct Factor.
3. Correct Factor = Antenna factor + Cable loss –Amplifier gain.
4. The average measurement was not performed when the peak measured data under the limit of average detection.
5. The emission levels of other frequencies are very lower than the limit and not show in test report.

Product	:	Portable computer
Test Item	:	Harmonic Radiated Emission Data
Test Date	:	2020/05/11
Test Mode	:	Mode 1 SISO A: Transmit (802.11a_6Mbps) (5745MHz)

Vertical

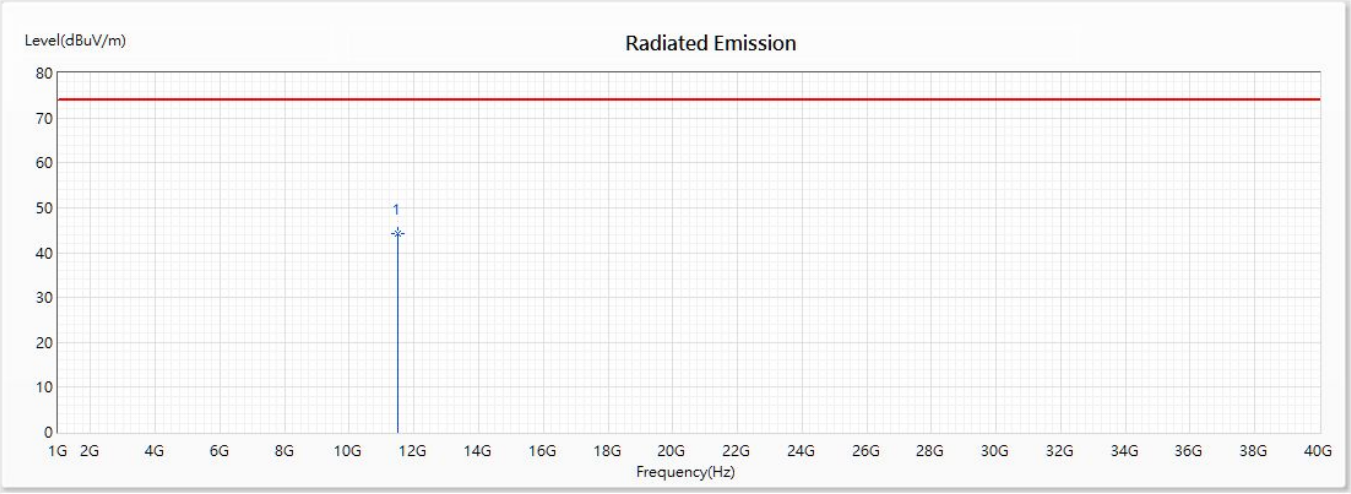

No	Frequency (MHz)	Emission Level (dBuV/m)	Limit (dBuV/m)	Margin (dB)	Reading Level (dBuV)	Correct Factor (dB/m)	Detector Type
* 1	11490	44.35	74.00	-29.65	56.21	-11.86	PK

Note:

1. All Readings below 1GHz are Quasi-Peak, above 1GHz are performed with peak and/or average measurements as necessary.
2. Emission Level = Reading Level + Correct Factor.
3. Correct Factor = Antenna factor + Cable loss –Amplifier gain.
4. The average measurement was not performed when the peak measured data under the limit of average detection.
5. The emission levels of other frequencies are very lower than the limit and not show in test report.

Product	:	Portable computer
Test Item	:	Harmonic Radiated Emission Data
Test Date	:	2020/05/11
Test Mode	:	Mode 1 SISO A: Transmit (802.11a_6Mbps) (5785MHz)

Horizontal

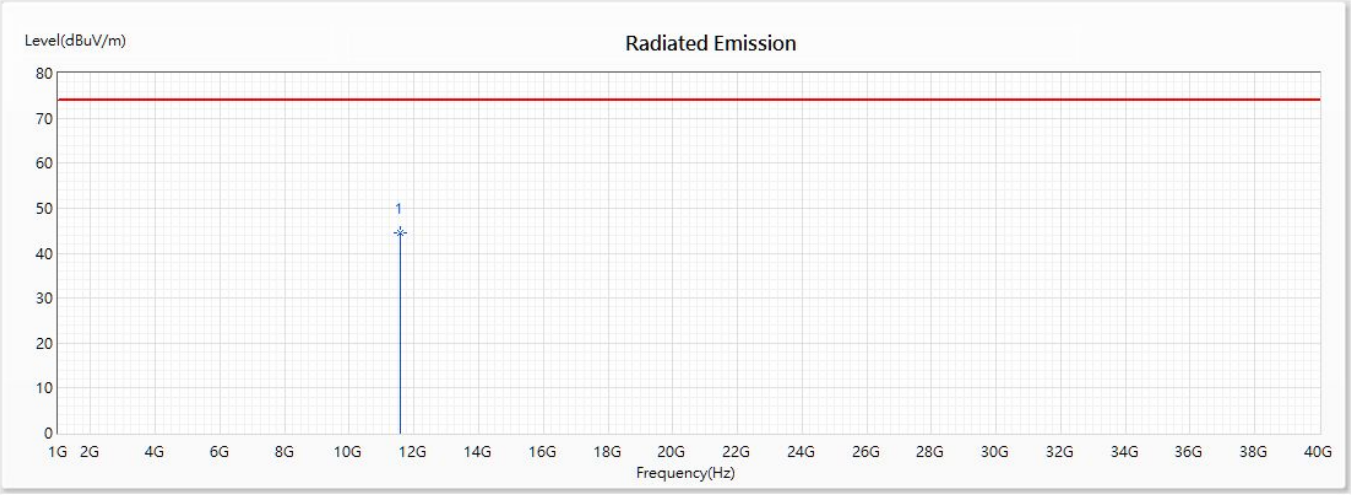

No	Frequency (MHz)	Emission Level (dBuV/m)	Limit (dBuV/m)	Margin (dB)	Reading Level (dBuV)	Correct Factor (dB/m)	Detector Type
* 1	11570	44.61	74.00	-29.39	56.12	-11.51	PK

Note:

1. All Readings below 1GHz are Quasi-Peak, above 1GHz are performed with peak and/or average measurements as necessary.
2. Emission Level = Reading Level + Correct Factor.
3. Correct Factor = Antenna factor + Cable loss –Amplifier gain.
4. The average measurement was not performed when the peak measured data under the limit of average detection.
5. The emission levels of other frequencies are very lower than the limit and not show in test report.

Product	:	Portable computer
Test Item	:	Harmonic Radiated Emission Data
Test Date	:	2020/05/11
Test Mode	:	Mode 1 SISO A: Transmit (802.11a_6Mbps) (5785MHz)

Vertical

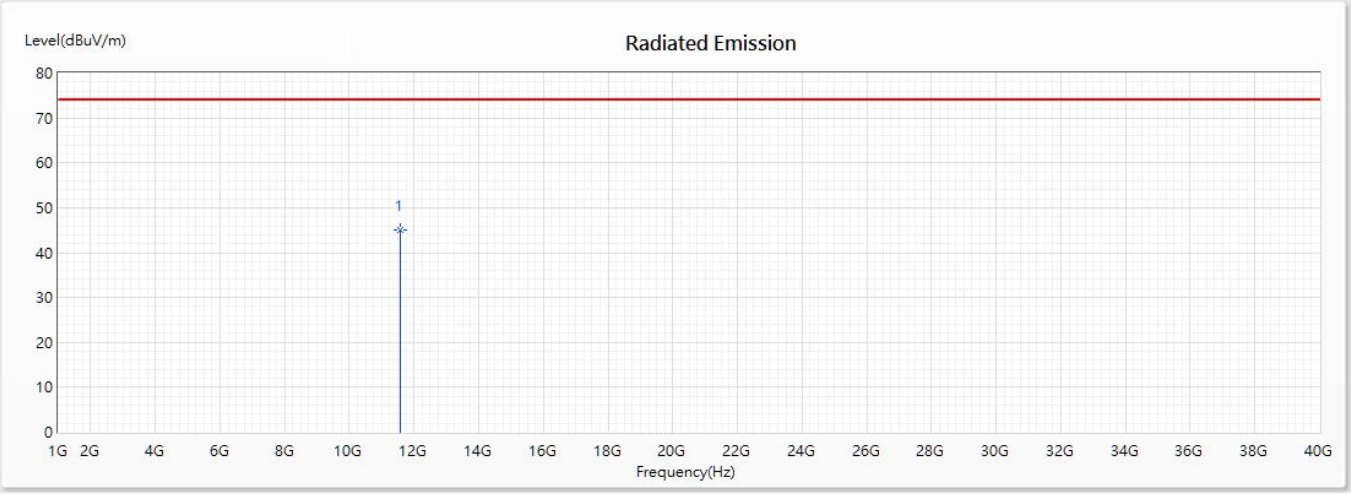

No	Frequency (MHz)	Emission Level (dBuV/m)	Limit (dBuV/m)	Margin (dB)	Reading Level (dBuV)	Correct Factor (dB/m)	Detector Type
* 1	11570	44.92	74.00	-29.08	56.43	-11.51	PK

Note:

1. All Readings below 1GHz are Quasi-Peak, above 1GHz are performed with peak and/or average measurements as necessary.
2. Emission Level = Reading Level + Correct Factor.
3. Correct Factor = Antenna factor + Cable loss –Amplifier gain.
4. The average measurement was not performed when the peak measured data under the limit of average detection.
5. The emission levels of other frequencies are very lower than the limit and not show in test report.

Product	:	Portable computer
Test Item	:	Harmonic Radiated Emission Data
Test Date	:	2020/05/11
Test Mode	:	Mode 1 SISO A: Transmit (802.11a_6Mbps) (5825MHz)

Horizontal

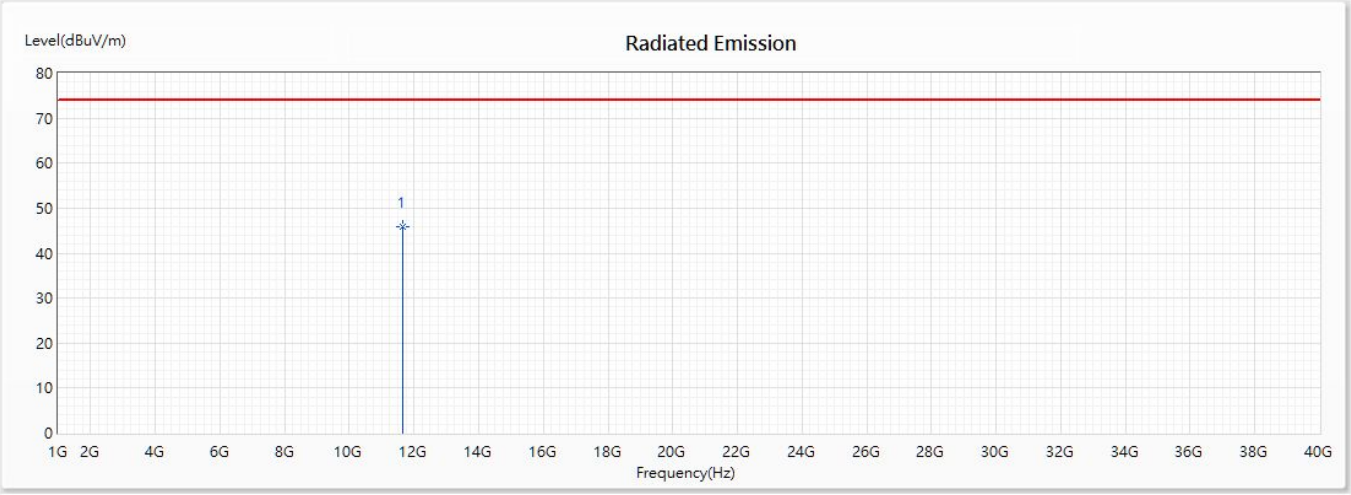

No	Frequency (MHz)	Emission Level (dBuV/m)	Limit (dBuV/m)	Margin (dB)	Reading Level (dBuV)	Correct Factor (dB/m)	Detector Type
* 1	11650	45.75	74.00	-28.25	56.73	-10.98	PK

Note:

1. All Readings below 1GHz are Quasi-Peak, above 1GHz are performed with peak and/or average measurements as necessary.
2. Emission Level = Reading Level + Correct Factor.
3. Correct Factor = Antenna factor + Cable loss –Amplifier gain.
4. The average measurement was not performed when the peak measured data under the limit of average detection.
5. The emission levels of other frequencies are very lower than the limit and not show in test report.

Product	:	Portable computer
Test Item	:	Harmonic Radiated Emission Data
Test Date	:	2020/05/11
Test Mode	:	Mode 1 SISO A: Transmit (802.11a_6Mbps) (5825MHz)

Vertical

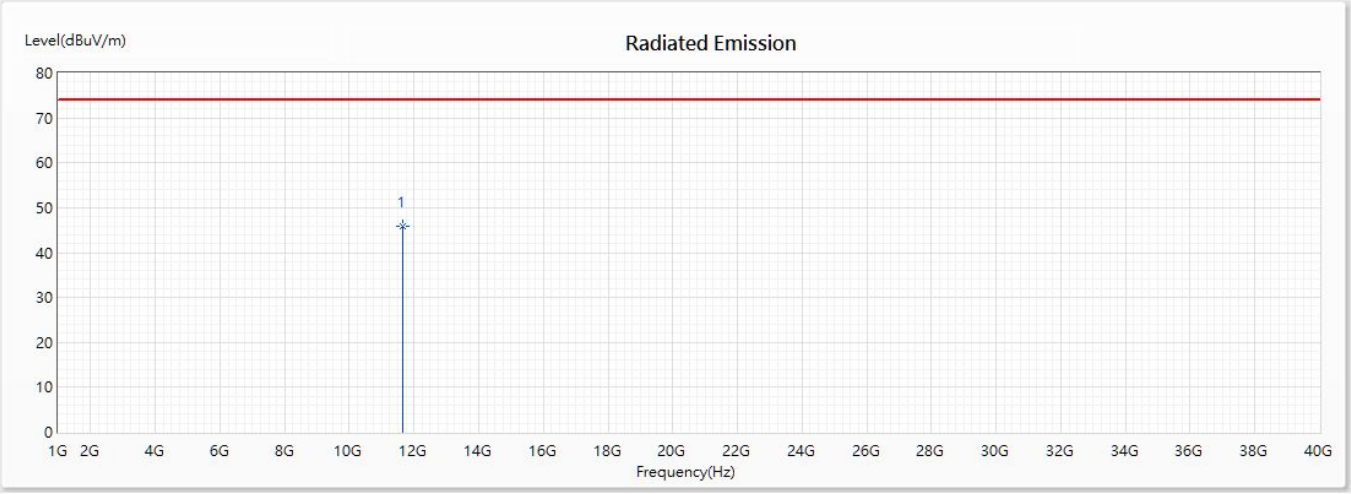

No	Frequency (MHz)	Emission Level (dBuV/m)	Limit (dBuV/m)	Margin (dB)	Reading Level (dBuV)	Correct Factor (dB/m)	Detector Type
* 1	11650	45.97	74.00	-28.03	56.95	-10.98	PK

Note:

1. All Readings below 1GHz are Quasi-Peak, above 1GHz are performed with peak and/or average measurements as necessary.
2. Emission Level = Reading Level + Correct Factor.
3. Correct Factor = Antenna factor + Cable loss –Amplifier gain.
4. The average measurement was not performed when the peak measured data under the limit of average detection.
5. The emission levels of other frequencies are very lower than the limit and not show in test report.

Product	:	Portable computer
Test Item	:	Harmonic Radiated Emission Data
Test Date	:	2020/05/27
Test Mode	:	Mode 19 MIMO: Transmit (802.11n-20BW_14.4Mbps) (5180MHz)

Horizontal

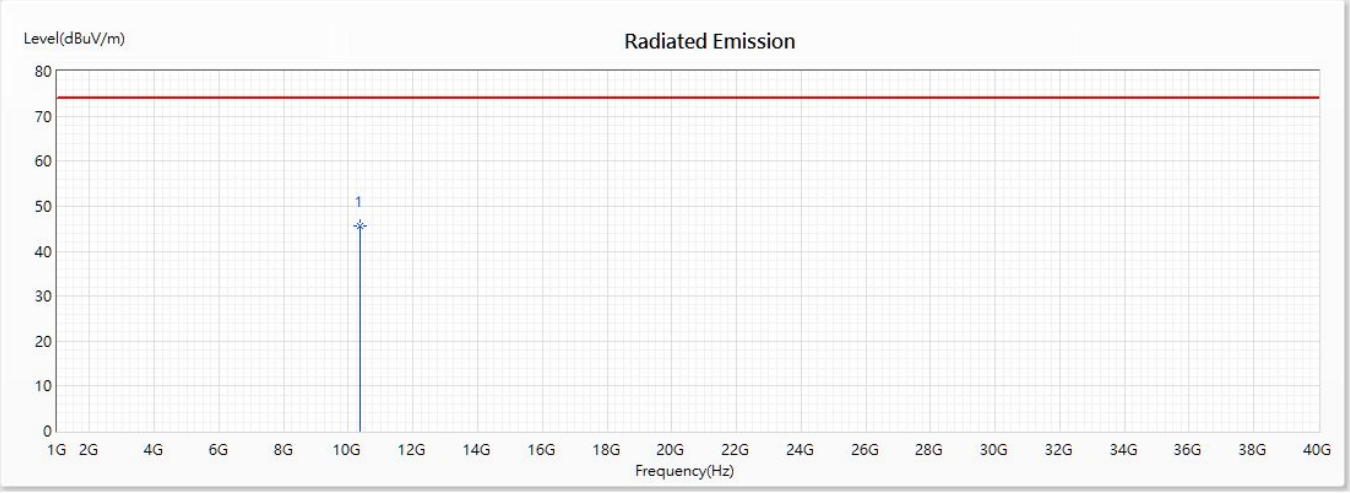

No	Frequency (MHz)	Emission Level (dBuV/m)	Limit (dBuV/m)	Margin (dB)	Reading Level (dBuV)	Correct Factor (dB/m)	Detector Type
* 1	10360	45.71	74.00	-28.29	57.29	-11.58	PK

Note:

1. All Readings below 1GHz are Quasi-Peak, above 1GHz are performed with peak and/or average measurements as necessary.
2. Emission Level = Reading Level + Correct Factor.
3. Correct Factor = Antenna factor + Cable loss –Amplifier gain.
4. The average measurement was not performed when the peak measured data under the limit of average detection.
5. The emission levels of other frequencies are very lower than the limit and not show in test report.

Product	:	Portable computer
Test Item	:	Harmonic Radiated Emission Data
Test Date	:	2020/05/27
Test Mode	:	Mode 19 MIMO: Transmit (802.11n-20BW_14.4Mbps) (5180MHz)

Vertical

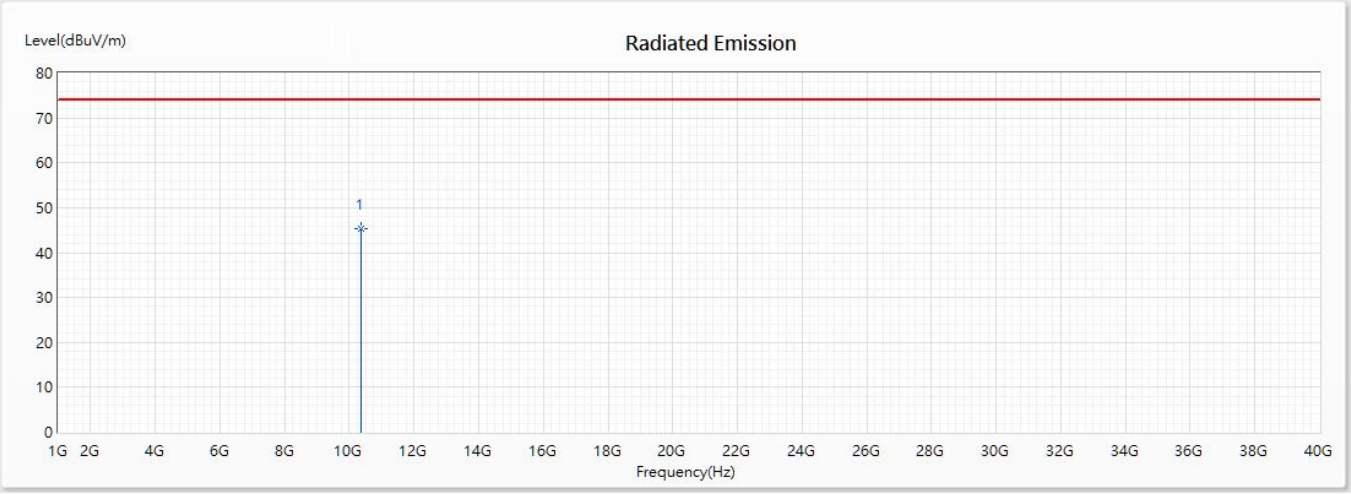

No	Frequency (MHz)	Emission Level (dBuV/m)	Limit (dBuV/m)	Margin (dB)	Reading Level (dBuV)	Correct Factor (dB/m)	Detector Type
* 1	10360	45.32	74.00	-28.68	56.90	-11.58	PK

Note:

1. All Readings below 1GHz are Quasi-Peak, above 1GHz are performed with peak and/or average measurements as necessary.
2. Emission Level = Reading Level + Correct Factor.
3. Correct Factor = Antenna factor + Cable loss –Amplifier gain.
4. The average measurement was not performed when the peak measured data under the limit of average detection.
5. The emission levels of other frequencies are very lower than the limit and not show in test report.

Product	:	Portable computer
Test Item	:	Harmonic Radiated Emission Data
Test Date	:	2020/05/27
Test Mode	:	Mode 19 MIMO: Transmit (802.11n-20BW_14.4Mbps) (5220MHz)

Horizontal

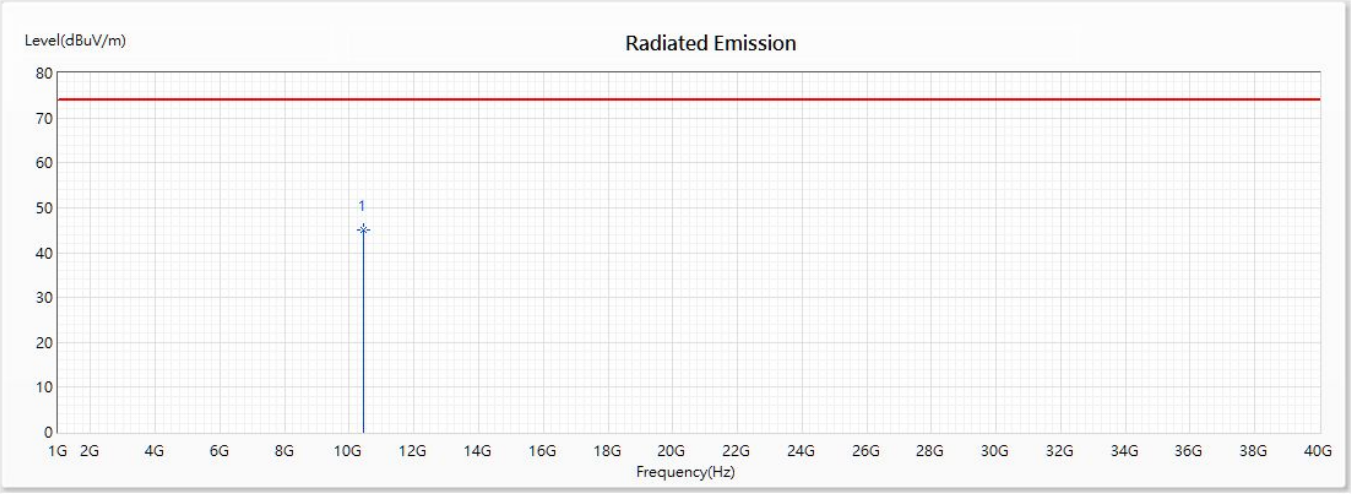

No	Frequency (MHz)	Emission Level (dBuV/m)	Limit (dBuV/m)	Margin (dB)	Reading Level (dBuV)	Correct Factor (dB/m)	Detector Type
* 1	10440	45.11	74.00	-28.89	57.46	-12.35	PK

Note:

1. All Readings below 1GHz are Quasi-Peak, above 1GHz are performed with peak and/or average measurements as necessary.
2. Emission Level = Reading Level + Correct Factor.
3. Correct Factor = Antenna factor + Cable loss –Amplifier gain.
4. The average measurement was not performed when the peak measured data under the limit of average detection.
5. The emission levels of other frequencies are very lower than the limit and not show in test report.

Product	:	Portable computer
Test Item	:	Harmonic Radiated Emission Data
Test Date	:	2020/05/27
Test Mode	:	Mode 19 MIMO: Transmit (802.11n-20BW_14.4Mbps) (5220MHz)

Vertical

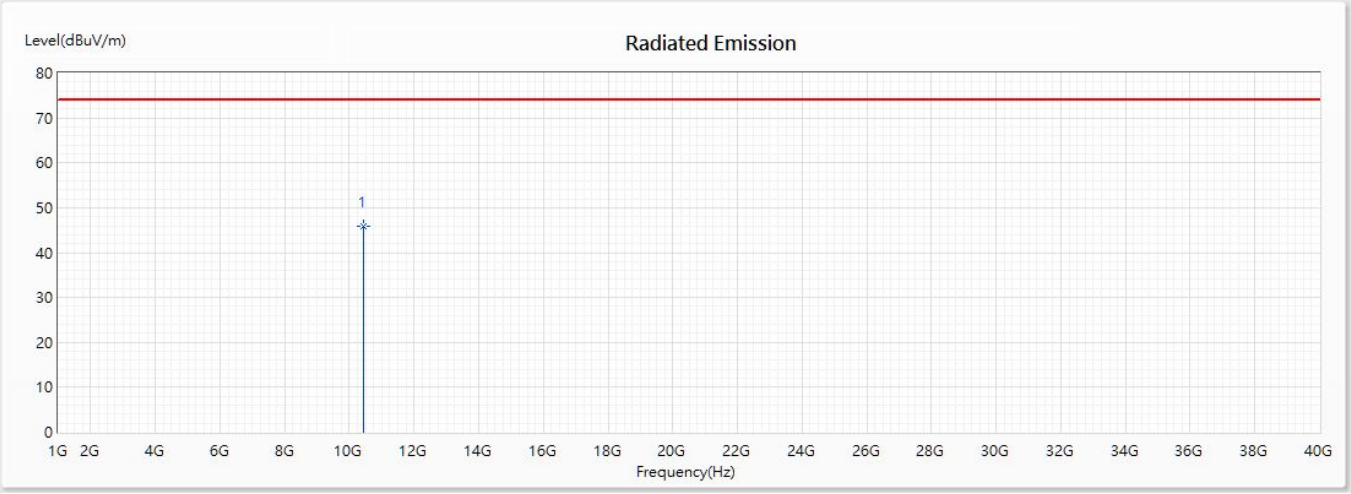

No	Frequency (MHz)	Emission Level (dBuV/m)	Limit (dBuV/m)	Margin (dB)	Reading Level (dBuV)	Correct Factor (dB/m)	Detector Type
* 1	10440	45.95	74.00	-28.05	58.30	-12.35	PK

Note:

1. All Readings below 1GHz are Quasi-Peak, above 1GHz are performed with peak and/or average measurements as necessary.
2. Emission Level = Reading Level + Correct Factor.
3. Correct Factor = Antenna factor + Cable loss –Amplifier gain.
4. The average measurement was not performed when the peak measured data under the limit of average detection.
5. The emission levels of other frequencies are very lower than the limit and not show in test report.

Product	:	Portable computer
Test Item	:	Harmonic Radiated Emission Data
Test Date	:	2020/05/27
Test Mode	:	Mode 19 MIMO: Transmit (802.11n-20BW_14.4Mbps) (5240MHz)

Horizontal

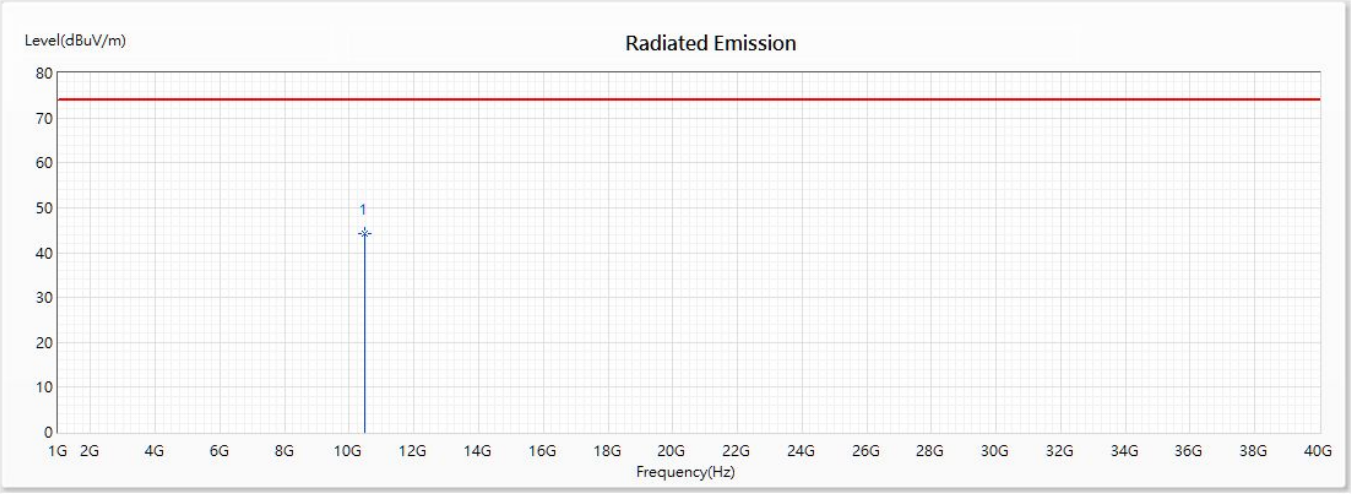

No	Frequency (MHz)	Emission Level (dBuV/m)	Limit (dBuV/m)	Margin (dB)	Reading Level (dBuV)	Correct Factor (dB/m)	Detector Type
* 1	10480	44.31	74.00	-29.69	57.04	-12.73	PK

Note:

1. All Readings below 1GHz are Quasi-Peak, above 1GHz are performed with peak and/or average measurements as necessary.
2. Emission Level = Reading Level + Correct Factor.
3. Correct Factor = Antenna factor + Cable loss –Amplifier gain.
4. The average measurement was not performed when the peak measured data under the limit of average detection.
5. The emission levels of other frequencies are very lower than the limit and not show in test report.

Product	:	Portable computer
Test Item	:	Harmonic Radiated Emission Data
Test Date	:	2020/05/27
Test Mode	:	Mode 19 MIMO: Transmit (802.11n-20BW_14.4Mbps) (5240MHz)

Vertical

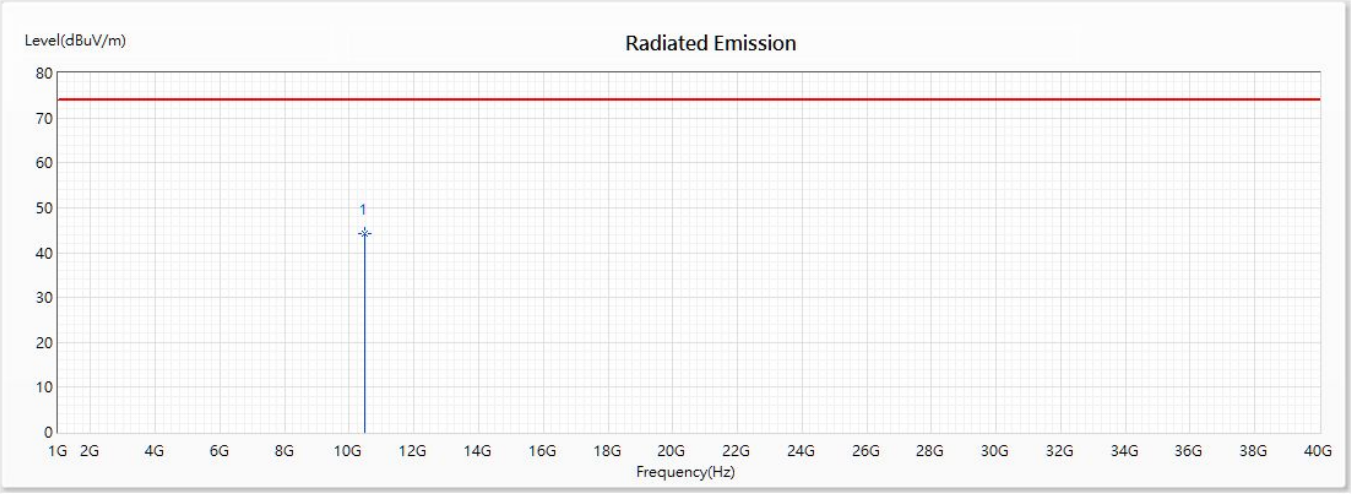

No	Frequency (MHz)	Emission Level (dBuV/m)	Limit (dBuV/m)	Margin (dB)	Reading Level (dBuV)	Correct Factor (dB/m)	Detector Type
* 1	10480	44.21	74.00	-29.79	56.94	-12.73	PK

Note:

1. All Readings below 1GHz are Quasi-Peak, above 1GHz are performed with peak and/or average measurements as necessary.
2. Emission Level = Reading Level + Correct Factor.
3. Correct Factor = Antenna factor + Cable loss –Amplifier gain.
4. The average measurement was not performed when the peak measured data under the limit of average detection.
5. The emission levels of other frequencies are very lower than the limit and not show in test report.

Product	:	Portable computer
Test Item	:	Harmonic Radiated Emission Data
Test Date	:	2020/05/27
Test Mode	:	Mode 19 MIMO: Transmit (802.11n-20BW_14.4Mbps) (5260MHz)

Horizontal

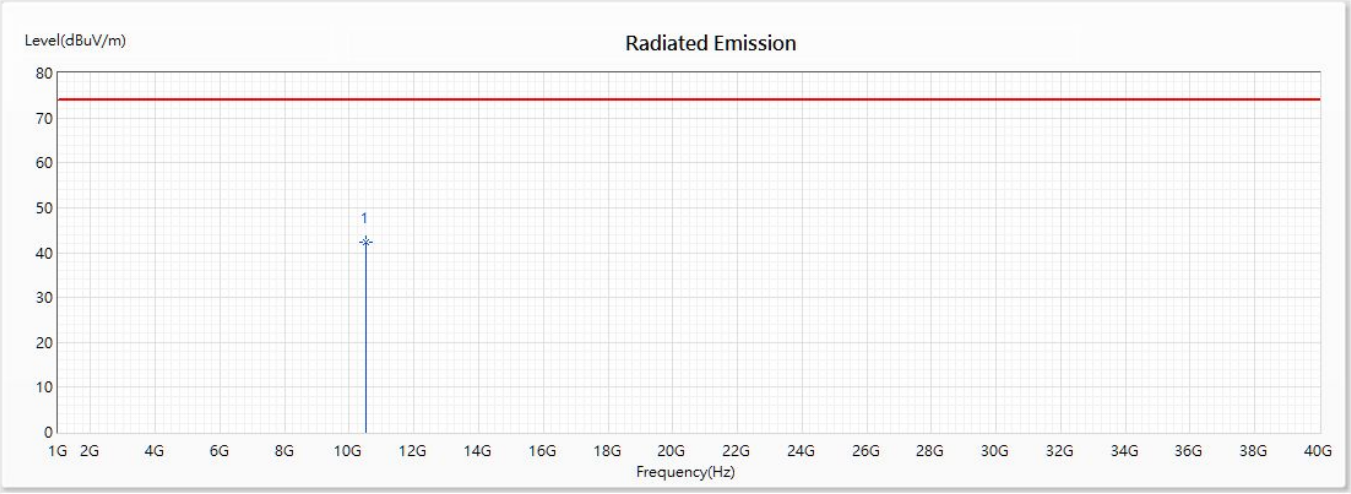

No	Frequency (MHz)	Emission Level (dBuV/m)	Limit (dBuV/m)	Margin (dB)	Reading Level (dBuV)	Correct Factor (dB/m)	Detector Type
* 1	10520	42.45	74.00	-31.55	55.51	-13.06	PK

Note:

1. All Readings below 1GHz are Quasi-Peak, above 1GHz are performed with peak and/or average measurements as necessary.
2. Emission Level = Reading Level + Correct Factor.
3. Correct Factor = Antenna factor + Cable loss –Amplifier gain.
4. The average measurement was not performed when the peak measured data under the limit of average detection.
5. The emission levels of other frequencies are very lower than the limit and not show in test report.

Product	:	Portable computer
Test Item	:	Harmonic Radiated Emission Data
Test Date	:	2020/05/27
Test Mode	:	Mode 19 MIMO: Transmit (802.11n-20BW_14.4Mbps) (5260MHz)

Vertical

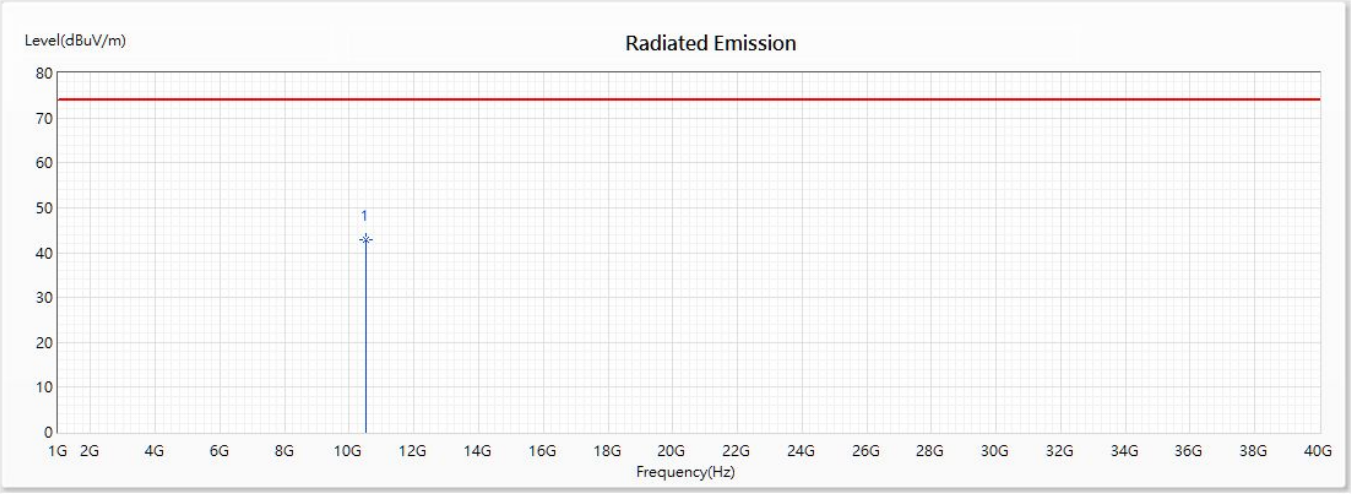

No	Frequency (MHz)	Emission Level (dBuV/m)	Limit (dBuV/m)	Margin (dB)	Reading Level (dBuV)	Correct Factor (dB/m)	Detector Type
* 1	10520	42.93	74.00	-31.07	55.99	-13.06	PK

Note:

1. All Readings below 1GHz are Quasi-Peak, above 1GHz are performed with peak and/or average measurements as necessary.
2. Emission Level = Reading Level + Correct Factor.
3. Correct Factor = Antenna factor + Cable loss –Amplifier gain.
4. The average measurement was not performed when the peak measured data under the limit of average detection.
5. The emission levels of other frequencies are very lower than the limit and not show in test report.

Product	:	Portable computer
Test Item	:	Harmonic Radiated Emission Data
Test Date	:	2020/05/27
Test Mode	:	Mode 19 MIMO: Transmit (802.11n-20BW_14.4Mbps) (5300MHz)

Horizontal

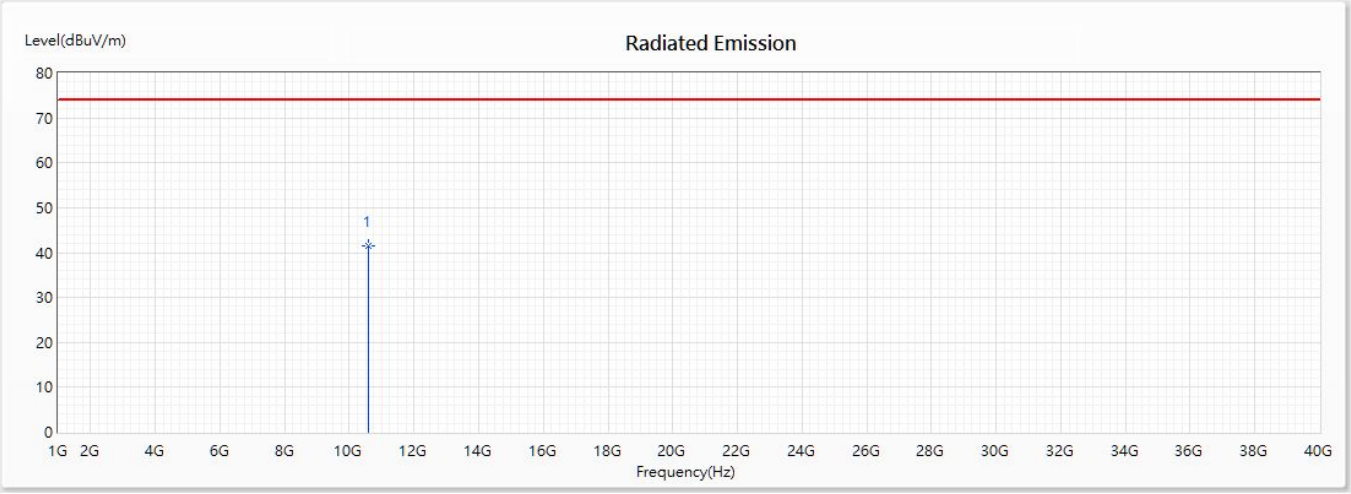

No	Frequency (MHz)	Emission Level (dBuV/m)	Limit (dBuV/m)	Margin (dB)	Reading Level (dBuV)	Correct Factor (dB/m)	Detector Type
* 1	10600	41.43	74.00	-32.57	55.08	-13.65	PK

Note:

1. All Readings below 1GHz are Quasi-Peak, above 1GHz are performed with peak and/or average measurements as necessary.
2. Emission Level = Reading Level + Correct Factor.
3. Correct Factor = Antenna factor + Cable loss –Amplifier gain.
4. The average measurement was not performed when the peak measured data under the limit of average detection.
5. The emission levels of other frequencies are very lower than the limit and not show in test report.

Product	:	Portable computer
Test Item	:	Harmonic Radiated Emission Data
Test Date	:	2020/05/27
Test Mode	:	Mode 19 MIMO: Transmit (802.11n-20BW_14.4Mbps) (5300MHz)

Vertical

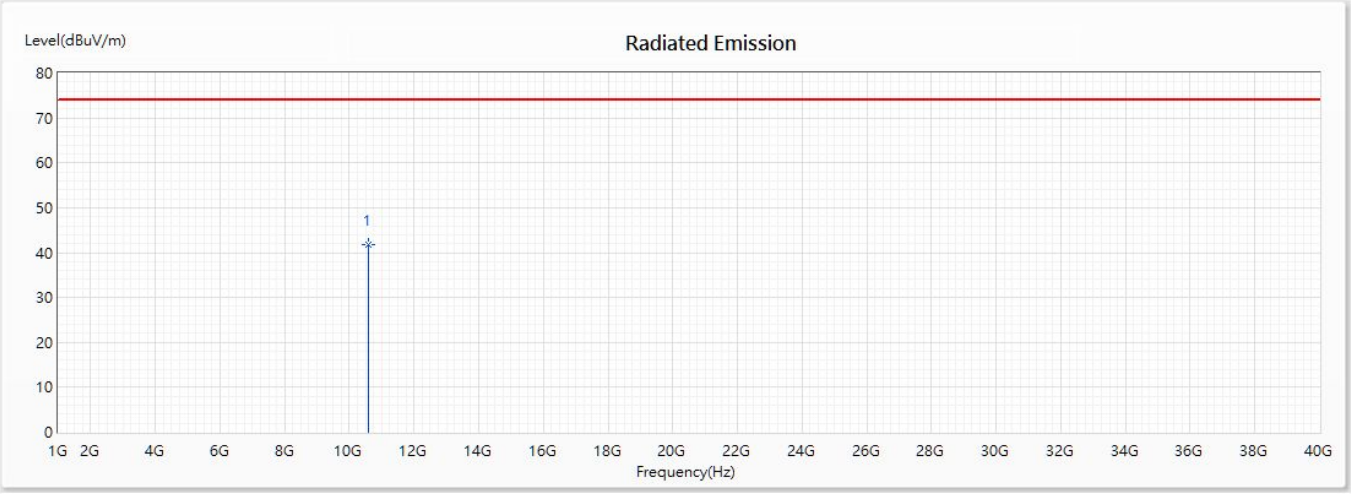

No	Frequency (MHz)	Emission Level (dBuV/m)	Limit (dBuV/m)	Margin (dB)	Reading Level (dBuV)	Correct Factor (dB/m)	Detector Type
* 1	10600	41.91	74.00	-32.09	55.56	-13.65	PK

Note:

1. All Readings below 1GHz are Quasi-Peak, above 1GHz are performed with peak and/or average measurements as necessary.
2. Emission Level = Reading Level + Correct Factor.
3. Correct Factor = Antenna factor + Cable loss –Amplifier gain.
4. The average measurement was not performed when the peak measured data under the limit of average detection.
5. The emission levels of other frequencies are very lower than the limit and not show in test report.

Product	:	Portable computer
Test Item	:	Harmonic Radiated Emission Data
Test Date	:	2020/05/27
Test Mode	:	Mode 19 MIMO: Transmit (802.11n-20BW_14.4Mbps) (5320MHz)

Horizontal

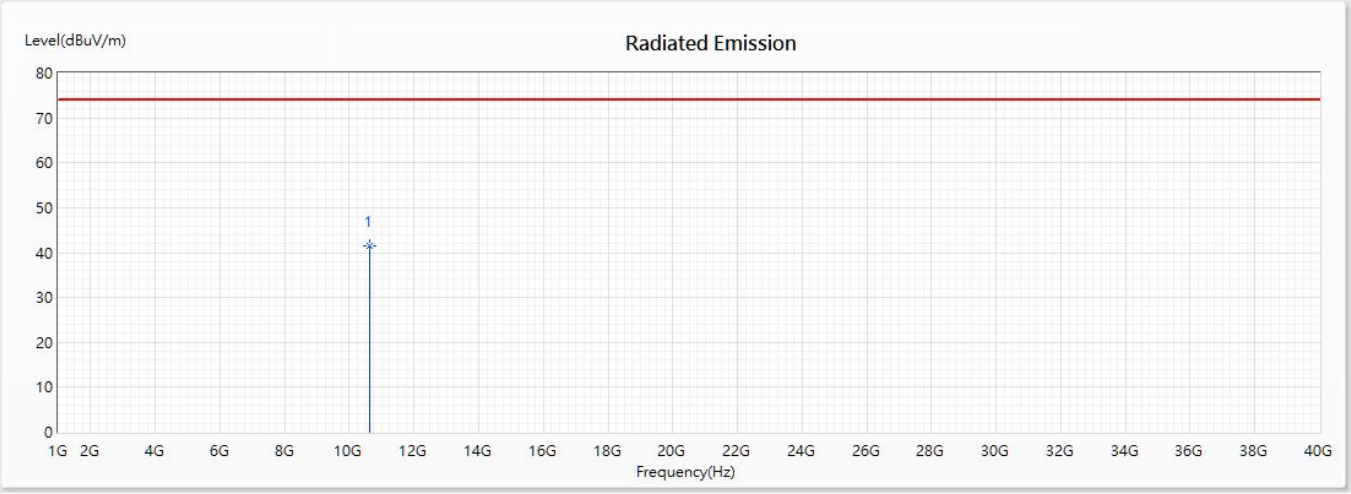

No	Frequency (MHz)	Emission Level (dBuV/m)	Limit (dBuV/m)	Margin (dB)	Reading Level (dBuV)	Correct Factor (dB/m)	Detector Type
* 1	10640	41.56	74.00	-32.44	55.55	-13.99	PK

Note:

1. All Readings below 1GHz are Quasi-Peak, above 1GHz are performed with peak and/or average measurements as necessary.
2. Emission Level = Reading Level + Correct Factor.
3. Correct Factor = Antenna factor + Cable loss –Amplifier gain.
4. The average measurement was not performed when the peak measured data under the limit of average detection.
5. The emission levels of other frequencies are very lower than the limit and not show in test report.

Product	:	Portable computer
Test Item	:	Harmonic Radiated Emission Data
Test Date	:	2020/05/27
Test Mode	:	Mode 19 MIMO: Transmit (802.11n-20BW_14.4Mbps) (5320MHz)

Vertical

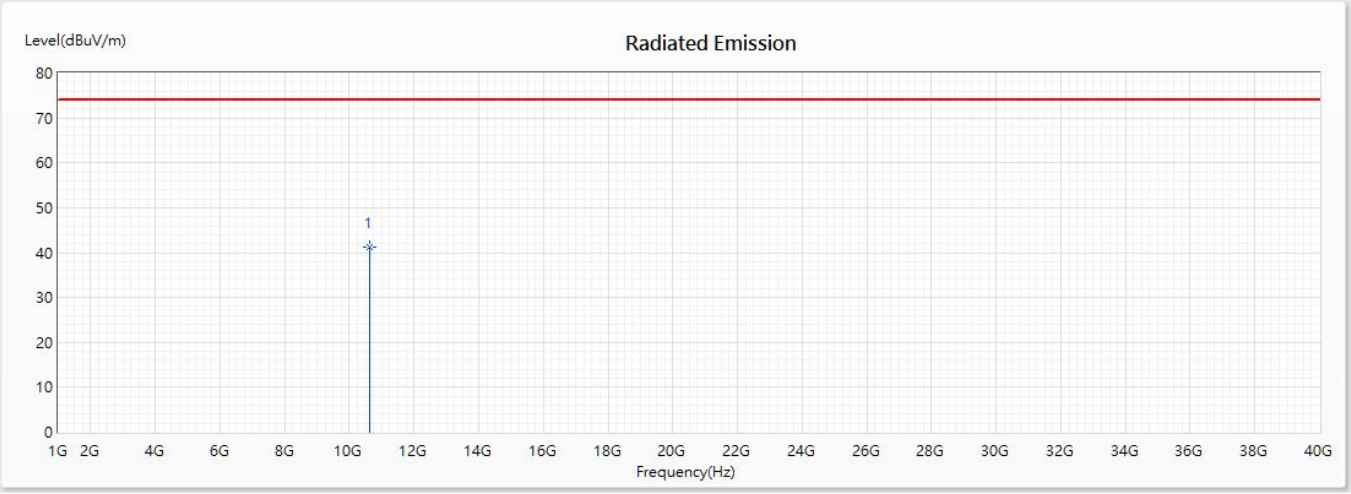

No	Frequency (MHz)	Emission Level (dBuV/m)	Limit (dBuV/m)	Margin (dB)	Reading Level (dBuV)	Correct Factor (dB/m)	Detector Type
* 1	10640	41.35	74.00	-32.65	55.34	-13.99	PK

Note:

1. All Readings below 1GHz are Quasi-Peak, above 1GHz are performed with peak and/or average measurements as necessary.
2. Emission Level = Reading Level + Correct Factor.
3. Correct Factor = Antenna factor + Cable loss –Amplifier gain.
4. The average measurement was not performed when the peak measured data under the limit of average detection.
5. The emission levels of other frequencies are very lower than the limit and not show in test report.

Product	:	Portable computer
Test Item	:	Harmonic Radiated Emission Data
Test Date	:	2020/05/27
Test Mode	:	Mode 19 MIMO: Transmit (802.11n-20BW_14.4Mbps) (5500MHz)

Horizontal

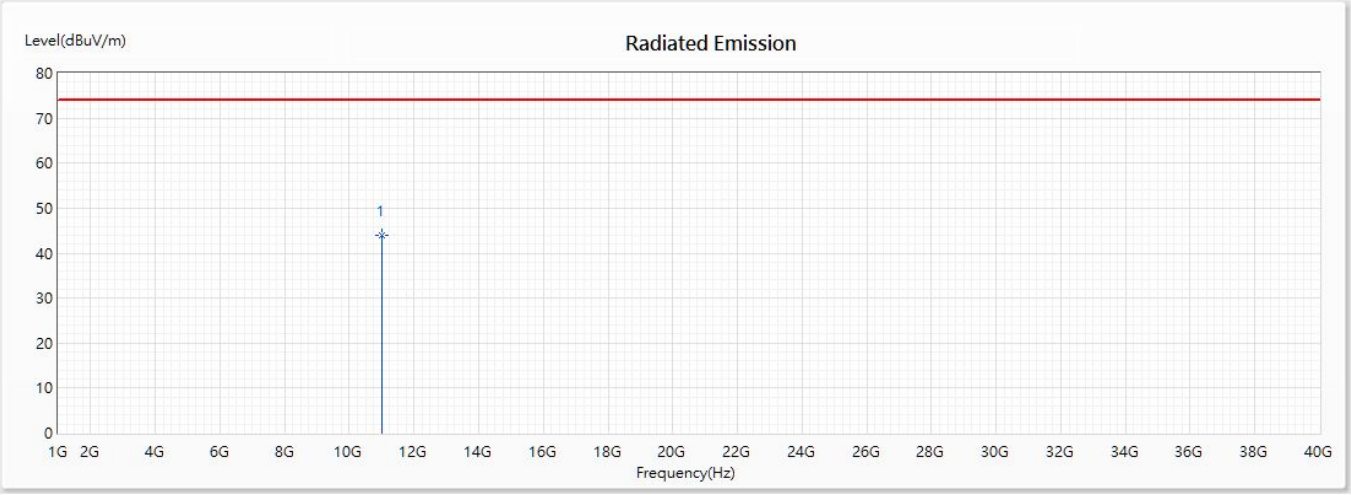

No	Frequency (MHz)	Emission Level (dBuV/m)	Limit (dBuV/m)	Margin (dB)	Reading Level (dBuV)	Correct Factor (dB/m)	Detector Type
* 1	11000	43.86	74.00	-30.14	56.36	-12.50	PK

Note:

1. All Readings below 1GHz are Quasi-Peak, above 1GHz are performed with peak and/or average measurements as necessary.
2. Emission Level = Reading Level + Correct Factor.
3. Correct Factor = Antenna factor + Cable loss –Amplifier gain.
4. The average measurement was not performed when the peak measured data under the limit of average detection.
5. The emission levels of other frequencies are very lower than the limit and not show in test report.

Product	:	Portable computer
Test Item	:	Harmonic Radiated Emission Data
Test Date	:	2020/05/27
Test Mode	:	Mode 19 MIMO: Transmit (802.11n-20BW_14.4Mbps) (5500MHz)

Vertical

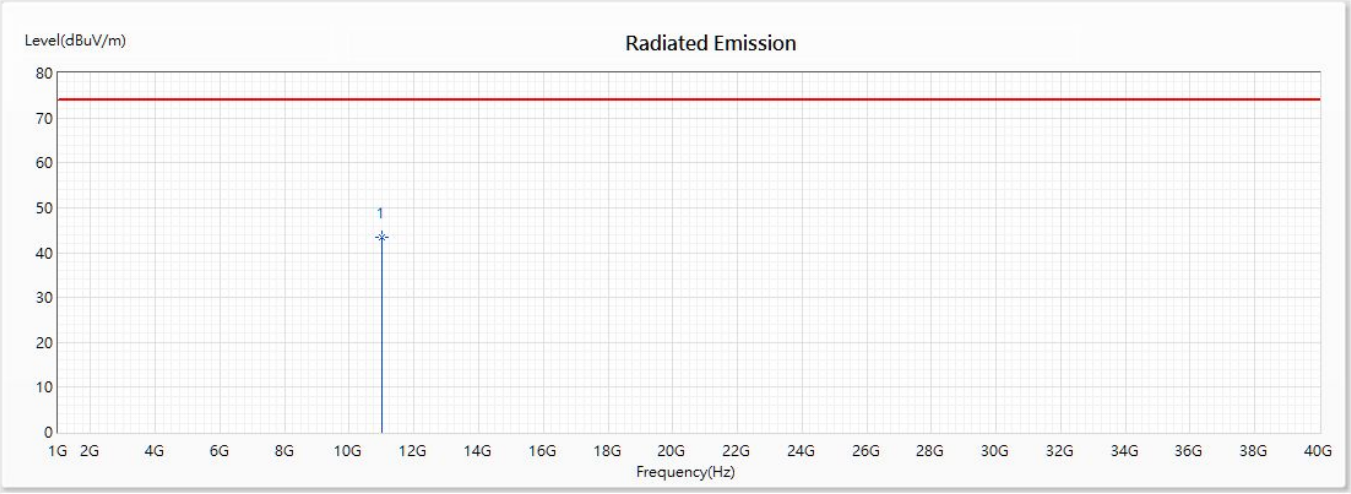

No	Frequency (MHz)	Emission Level (dBuV/m)	Limit (dBuV/m)	Margin (dB)	Reading Level (dBuV)	Correct Factor (dB/m)	Detector Type
* 1	11000	43.43	74.00	-30.57	55.93	-12.50	PK

Note:

1. All Readings below 1GHz are Quasi-Peak, above 1GHz are performed with peak and/or average measurements as necessary.
2. Emission Level = Reading Level + Correct Factor.
3. Correct Factor = Antenna factor + Cable loss –Amplifier gain.
4. The average measurement was not performed when the peak measured data under the limit of average detection.
5. The emission levels of other frequencies are very lower than the limit and not show in test report.

Product	:	Portable computer
Test Item	:	Harmonic Radiated Emission Data
Test Date	:	2020/05/27
Test Mode	:	Mode 19 MIMO: Transmit (802.11n-20BW_14.4Mbps) (5580MHz)

Horizontal

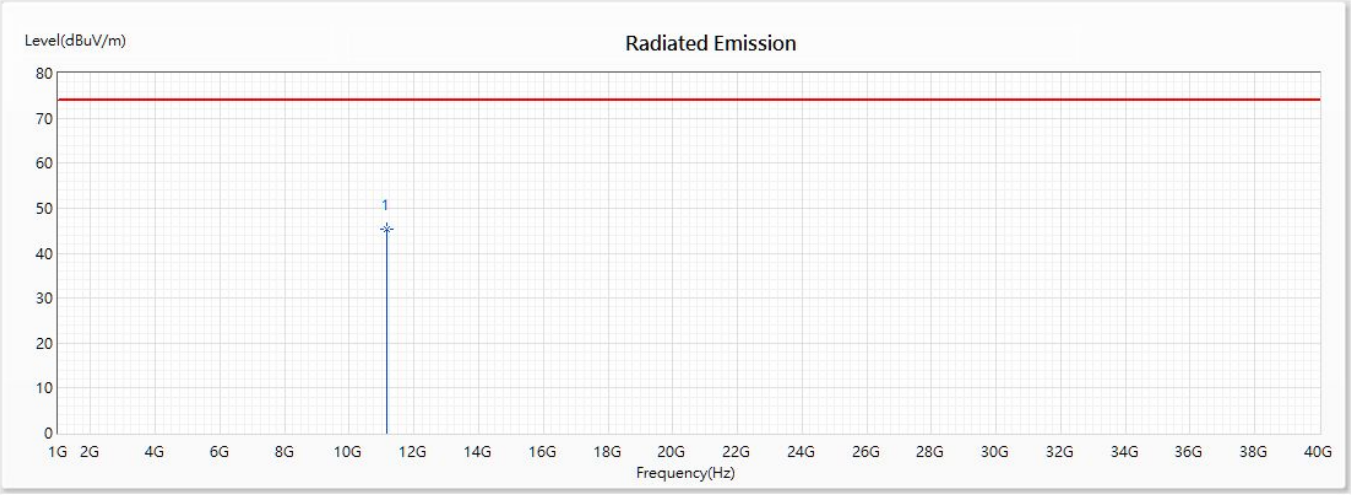

No	Frequency (MHz)	Emission Level (dBuV/m)	Limit (dBuV/m)	Margin (dB)	Reading Level (dBuV)	Correct Factor (dB/m)	Detector Type
* 1	11160	45.26	74.00	-28.74	56.26	-11.00	PK

Note:

1. All Readings below 1GHz are Quasi-Peak, above 1GHz are performed with peak and/or average measurements as necessary.
2. Emission Level = Reading Level + Correct Factor.
3. Correct Factor = Antenna factor + Cable loss –Amplifier gain.
4. The average measurement was not performed when the peak measured data under the limit of average detection.
5. The emission levels of other frequencies are very lower than the limit and not show in test report.

Product	:	Portable computer
Test Item	:	Harmonic Radiated Emission Data
Test Date	:	2020/05/27
Test Mode	:	Mode 19 MIMO: Transmit (802.11n-20BW_14.4Mbps) (5580MHz)

Vertical

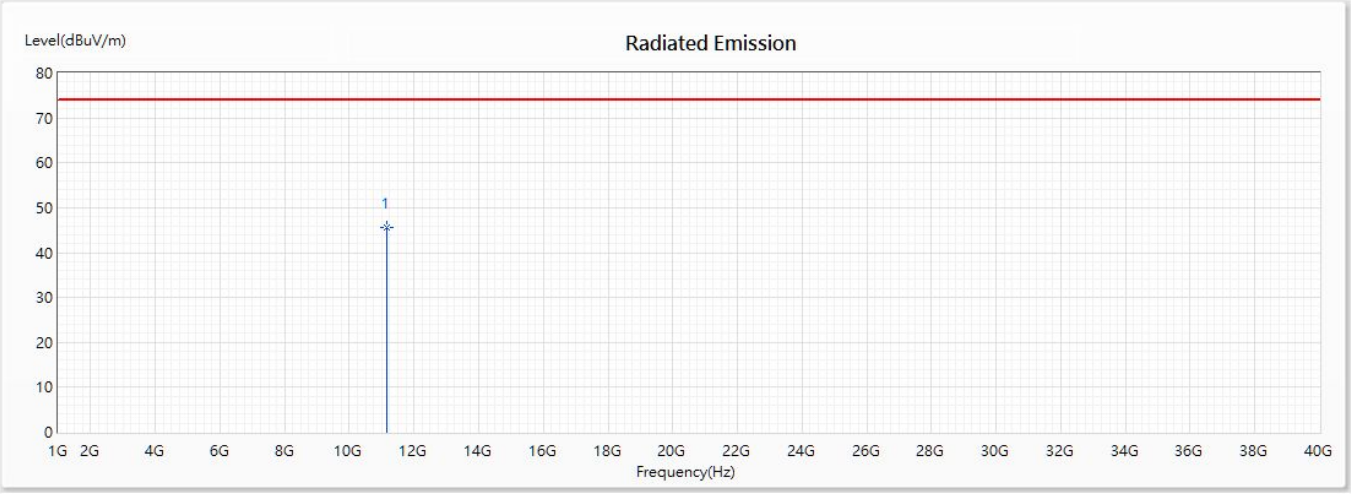

No	Frequency (MHz)	Emission Level (dBuV/m)	Limit (dBuV/m)	Margin (dB)	Reading Level (dBuV)	Correct Factor (dB/m)	Detector Type
* 1	11160	45.53	74.00	-28.47	56.53	-11.00	PK

Note:

1. All Readings below 1GHz are Quasi-Peak, above 1GHz are performed with peak and/or average measurements as necessary.
2. Emission Level = Reading Level + Correct Factor.
3. Correct Factor = Antenna factor + Cable loss –Amplifier gain.
4. The average measurement was not performed when the peak measured data under the limit of average detection.
5. The emission levels of other frequencies are very lower than the limit and not show in test report.

Product	:	Portable computer
Test Item	:	Harmonic Radiated Emission Data
Test Date	:	2020/05/27
Test Mode	:	Mode 19 MIMO: Transmit (802.11n-20BW_14.4Mbps) (5700MHz)

Horizontal

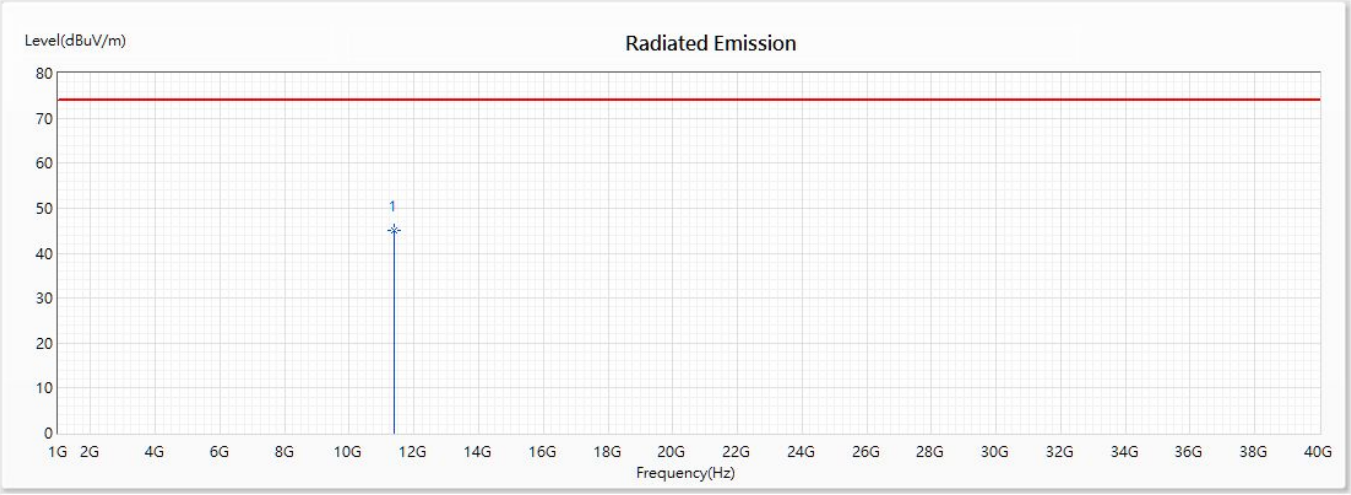

No	Frequency (MHz)	Emission Level (dBuV/m)	Limit (dBuV/m)	Margin (dB)	Reading Level (dBuV)	Correct Factor (dB/m)	Detector Type
* 1	11400	44.98	74.00	-29.02	56.21	-11.23	PK

Note:

1. All Readings below 1GHz are Quasi-Peak, above 1GHz are performed with peak and/or average measurements as necessary.
2. Emission Level = Reading Level + Correct Factor.
3. Correct Factor = Antenna factor + Cable loss –Amplifier gain.
4. The average measurement was not performed when the peak measured data under the limit of average detection.
5. The emission levels of other frequencies are very lower than the limit and not show in test report.

Product	:	Portable computer
Test Item	:	Harmonic Radiated Emission Data
Test Date	:	2020/05/27
Test Mode	:	Mode 19 MIMO: Transmit (802.11n-20BW_14.4Mbps) (5700MHz)

Vertical

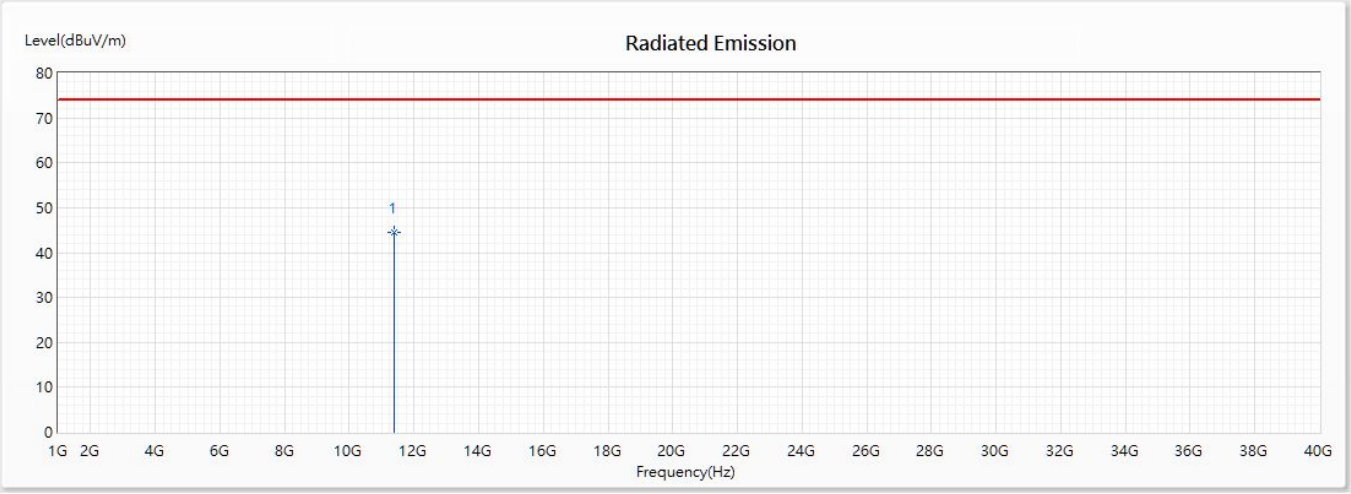

No	Frequency (MHz)	Emission Level (dBuV/m)	Limit (dBuV/m)	Margin (dB)	Reading Level (dBuV)	Correct Factor (dB/m)	Detector Type
* 1	11400	44.37	74.00	-29.63	55.60	-11.23	PK

Note:

1. All Readings below 1GHz are Quasi-Peak, above 1GHz are performed with peak and/or average measurements as necessary.
2. Emission Level = Reading Level + Correct Factor.
3. Correct Factor = Antenna factor + Cable loss –Amplifier gain.
4. The average measurement was not performed when the peak measured data under the limit of average detection.
5. The emission levels of other frequencies are very lower than the limit and not show in test report.

Product	:	Portable computer
Test Item	:	Harmonic Radiated Emission Data
Test Date	:	2020/05/27
Test Mode	:	Mode 19 MIMO: Transmit (802.11n-20BW_14.4Mbps) (5720MHz)

Horizontal

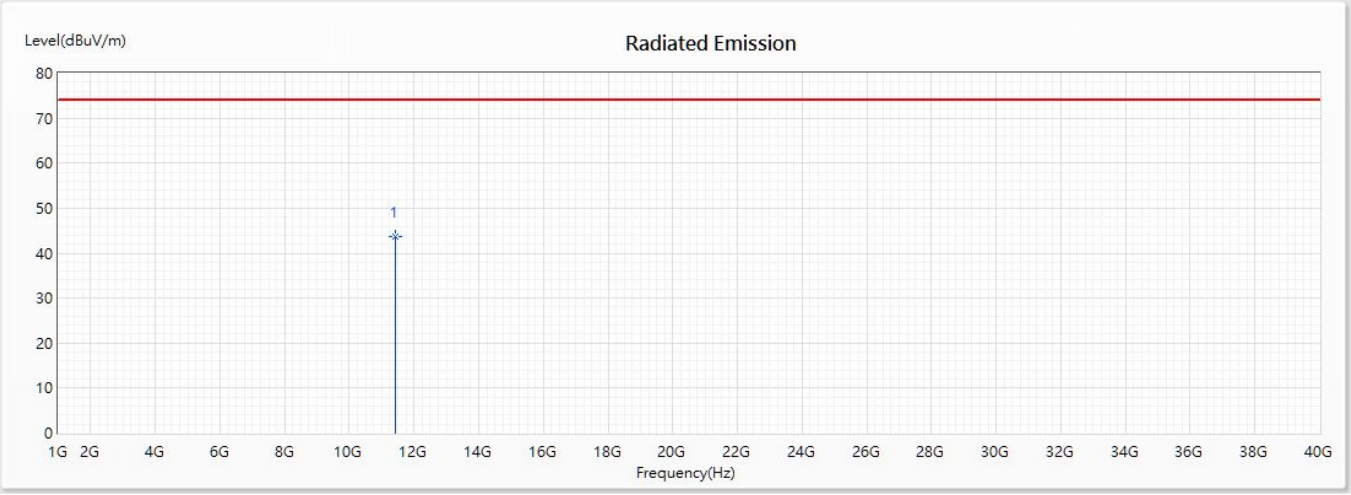

No	Frequency (MHz)	Emission Level (dBuV/m)	Limit (dBuV/m)	Margin (dB)	Reading Level (dBuV)	Correct Factor (dB/m)	Detector Type
* 1	11440	43.57	74.00	-30.43	55.08	-11.51	PK

Note:

1. All Readings below 1GHz are Quasi-Peak, above 1GHz are performed with peak and/or average measurements as necessary.
2. Emission Level = Reading Level + Correct Factor.
3. Correct Factor = Antenna factor + Cable loss –Amplifier gain.
4. The average measurement was not performed when the peak measured data under the limit of average detection.
5. The emission levels of other frequencies are very lower than the limit and not show in test report.

Product	:	Portable computer
Test Item	:	Harmonic Radiated Emission Data
Test Date	:	2020/05/27
Test Mode	:	Mode 19 MIMO: Transmit (802.11n-20BW_14.4Mbps) (5720MHz)

Vertical

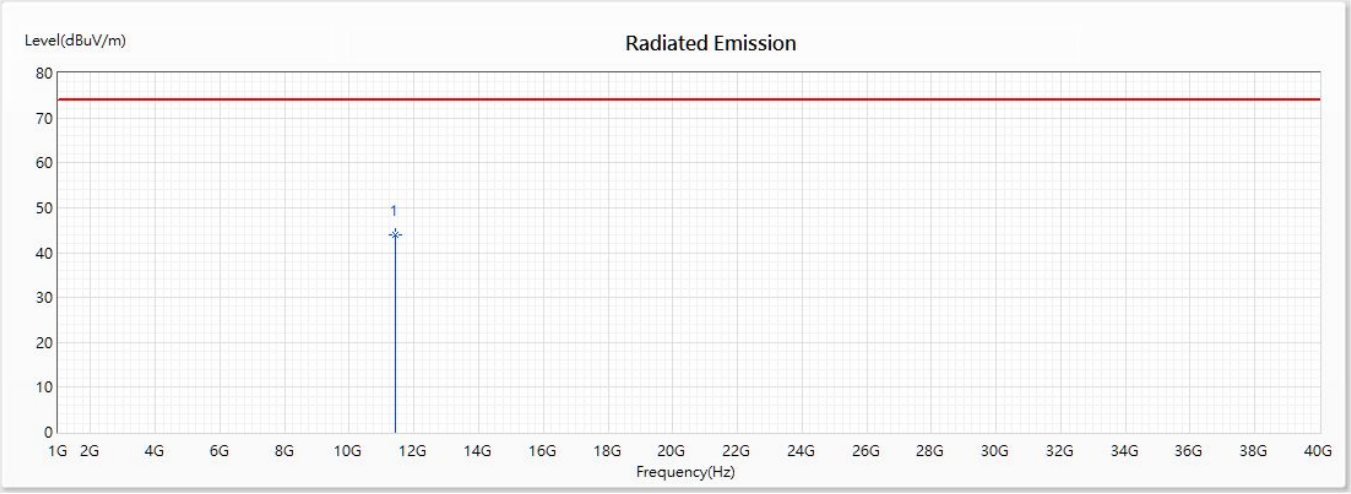

No	Frequency (MHz)	Emission Level (dBuV/m)	Limit (dBuV/m)	Margin (dB)	Reading Level (dBuV)	Correct Factor (dB/m)	Detector Type
* 1	11440	43.85	74.00	-30.15	55.36	-11.51	PK

Note:

1. All Readings below 1GHz are Quasi-Peak, above 1GHz are performed with peak and/or average measurements as necessary.
2. Emission Level = Reading Level + Correct Factor.
3. Correct Factor = Antenna factor + Cable loss –Amplifier gain.
4. The average measurement was not performed when the peak measured data under the limit of average detection.
5. The emission levels of other frequencies are very lower than the limit and not show in test report.

Product	:	Portable computer
Test Item	:	Harmonic Radiated Emission Data
Test Date	:	2020/05/27
Test Mode	:	Mode 19 MIMO: Transmit (802.11n-20BW_14.4Mbps) (5745MHz)

Horizontal

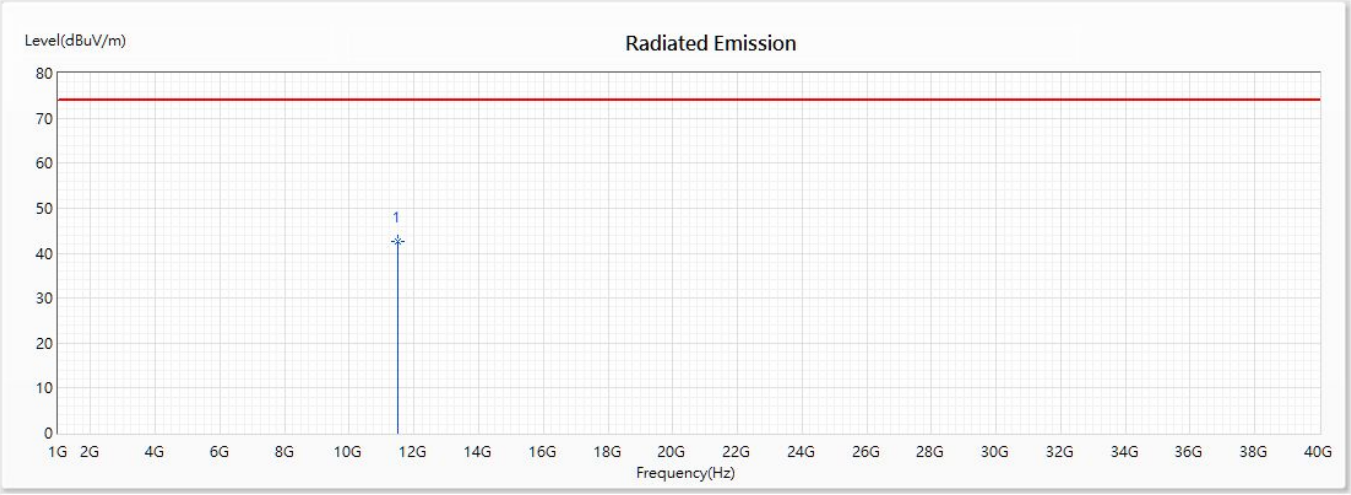

No	Frequency (MHz)	Emission Level (dBuV/m)	Limit (dBuV/m)	Margin (dB)	Reading Level (dBuV)	Correct Factor (dB/m)	Detector Type
* 1	11490	42.51	74.00	-31.49	54.37	-11.86	PK

Note:

1. All Readings below 1GHz are Quasi-Peak, above 1GHz are performed with peak and/or average measurements as necessary.
2. Emission Level = Reading Level + Correct Factor.
3. Correct Factor = Antenna factor + Cable loss –Amplifier gain.
4. The average measurement was not performed when the peak measured data under the limit of average detection.
5. The emission levels of other frequencies are very lower than the limit and not show in test report.

Product	:	Portable computer
Test Item	:	Harmonic Radiated Emission Data
Test Date	:	2020/05/27
Test Mode	:	Mode 19 MIMO: Transmit (802.11n-20BW_14.4Mbps) (5745MHz)

Vertical

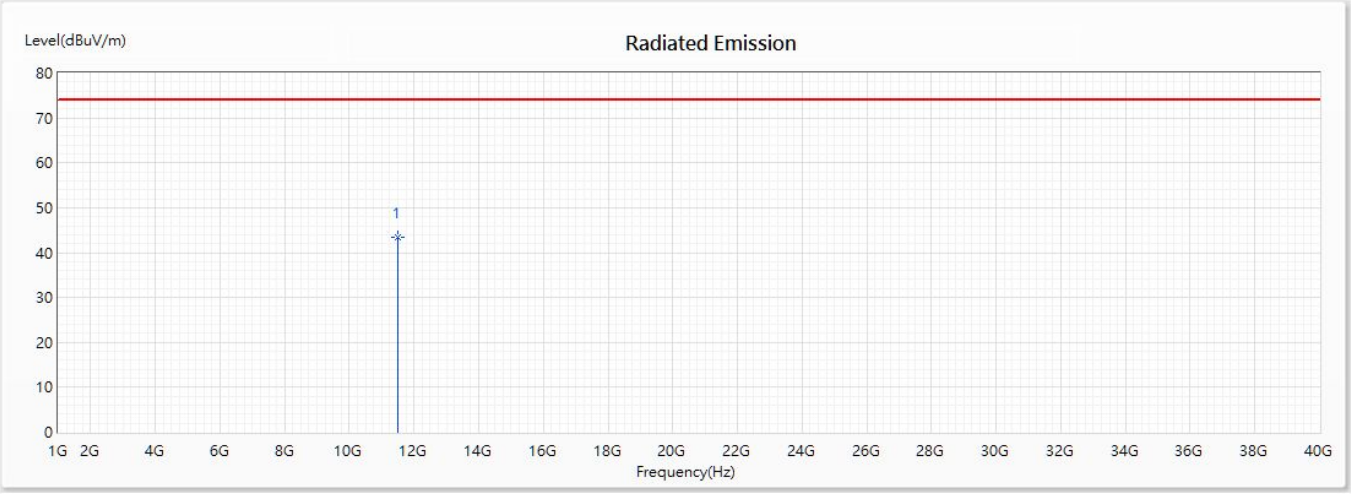

No	Frequency (MHz)	Emission Level (dBuV/m)	Limit (dBuV/m)	Margin (dB)	Reading Level (dBuV)	Correct Factor (dB/m)	Detector Type
* 1	11490	43.38	74.00	-30.62	55.24	-11.86	PK

Note:

1. All Readings below 1GHz are Quasi-Peak, above 1GHz are performed with peak and/or average measurements as necessary.
2. Emission Level = Reading Level + Correct Factor.
3. Correct Factor = Antenna factor + Cable loss –Amplifier gain.
4. The average measurement was not performed when the peak measured data under the limit of average detection.
5. The emission levels of other frequencies are very lower than the limit and not show in test report.

Product	:	Portable computer
Test Item	:	Harmonic Radiated Emission Data
Test Date	:	2020/05/27
Test Mode	:	Mode 19 MIMO: Transmit (802.11n-20BW_14.4Mbps) (5785MHz)

Horizontal

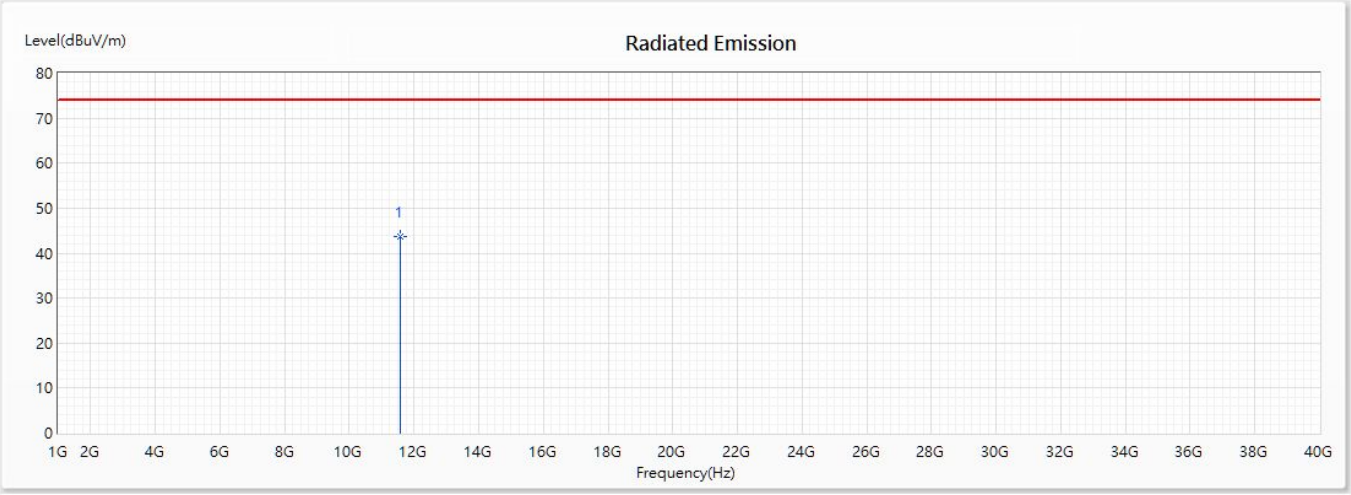

No	Frequency (MHz)	Emission Level (dBuV/m)	Limit (dBuV/m)	Margin (dB)	Reading Level (dBuV)	Correct Factor (dB/m)	Detector Type
* 1	11570	43.56	74.00	-30.44	55.07	-11.51	PK

Note:

1. All Readings below 1GHz are Quasi-Peak, above 1GHz are performed with peak and/or average measurements as necessary.
2. Emission Level = Reading Level + Correct Factor.
3. Correct Factor = Antenna factor + Cable loss –Amplifier gain.
4. The average measurement was not performed when the peak measured data under the limit of average detection.
5. The emission levels of other frequencies are very lower than the limit and not show in test report.

Product	:	Portable computer
Test Item	:	Harmonic Radiated Emission Data
Test Date	:	2020/05/27
Test Mode	:	Mode 19 MIMO: Transmit (802.11n-20BW_14.4Mbps) (5785MHz)

Vertical

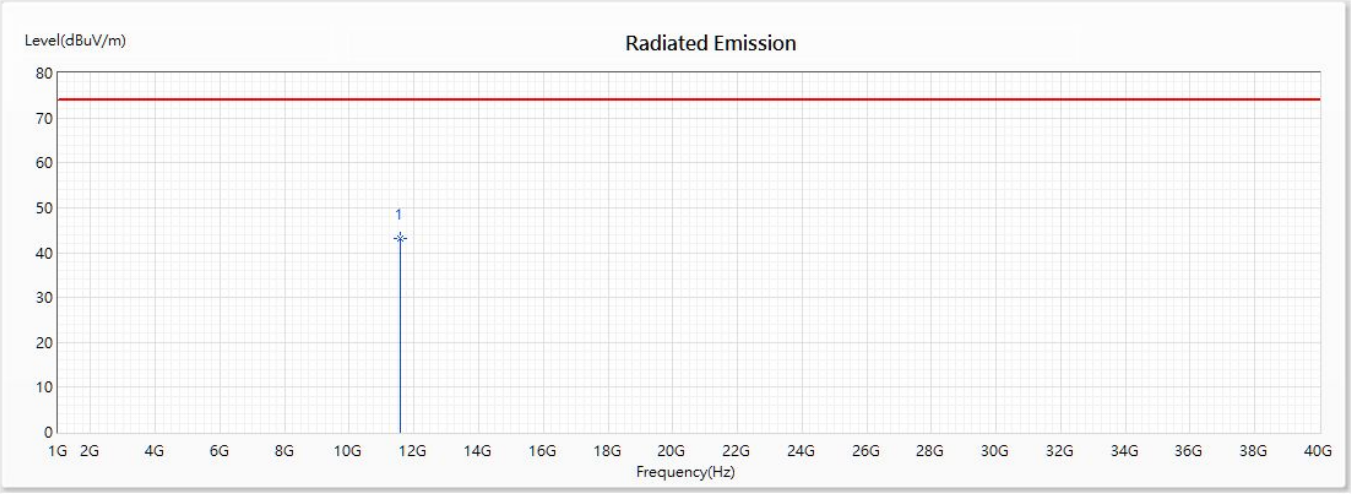

No	Frequency (MHz)	Emission Level (dBuV/m)	Limit (dBuV/m)	Margin (dB)	Reading Level (dBuV)	Correct Factor (dB/m)	Detector Type
* 1	11570	43.15	74.00	-30.85	54.66	-11.51	PK

Note:

1. All Readings below 1GHz are Quasi-Peak, above 1GHz are performed with peak and/or average measurements as necessary.
2. Emission Level = Reading Level + Correct Factor.
3. Correct Factor = Antenna factor + Cable loss –Amplifier gain.
4. The average measurement was not performed when the peak measured data under the limit of average detection.
5. The emission levels of other frequencies are very lower than the limit and not show in test report.

Product	:	Portable computer
Test Item	:	Harmonic Radiated Emission Data
Test Date	:	2020/05/27
Test Mode	:	Mode 19 MIMO: Transmit (802.11n-20BW_14.4Mbps) (5825MHz)

Horizontal

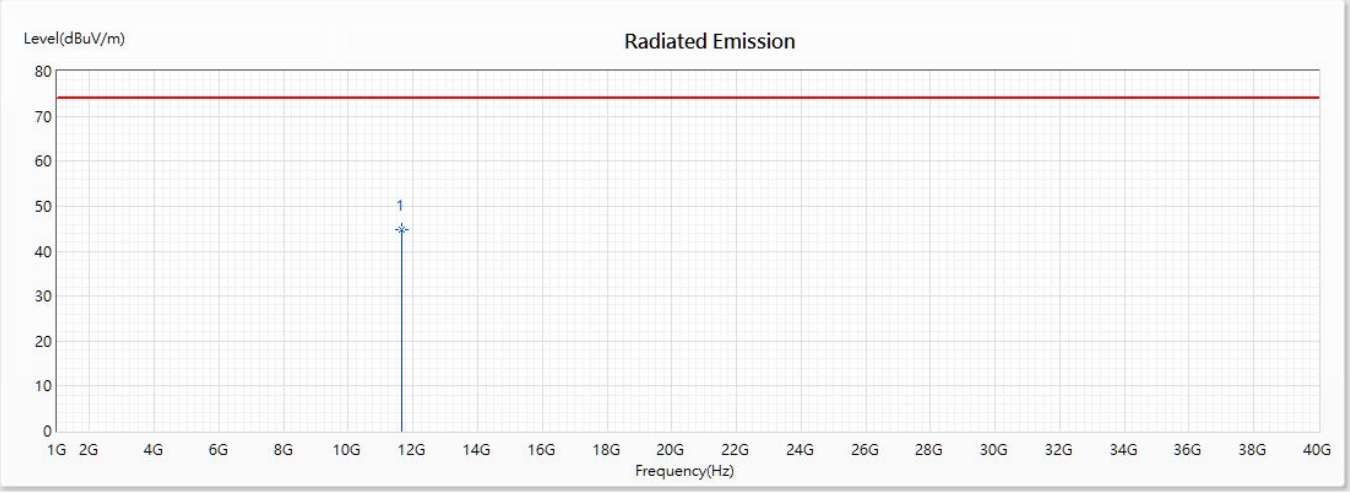

No	Frequency (MHz)	Emission Level (dBuV/m)	Limit (dBuV/m)	Margin (dB)	Reading Level (dBuV)	Correct Factor (dB/m)	Detector Type
* 1	11650	44.83	74.00	-29.17	55.81	-10.98	PK

Note:

1. All Readings below 1GHz are Quasi-Peak, above 1GHz are performed with peak and/or average measurements as necessary.
2. Emission Level = Reading Level + Correct Factor.
3. Correct Factor = Antenna factor + Cable loss –Amplifier gain.
4. The average measurement was not performed when the peak measured data under the limit of average detection.
5. The emission levels of other frequencies are very lower than the limit and not show in test report.

Product	:	Portable computer
Test Item	:	Harmonic Radiated Emission Data
Test Date	:	2020/05/27
Test Mode	:	Mode 19 MIMO: Transmit (802.11n-20BW_14.4Mbps) (5825MHz)

Vertical

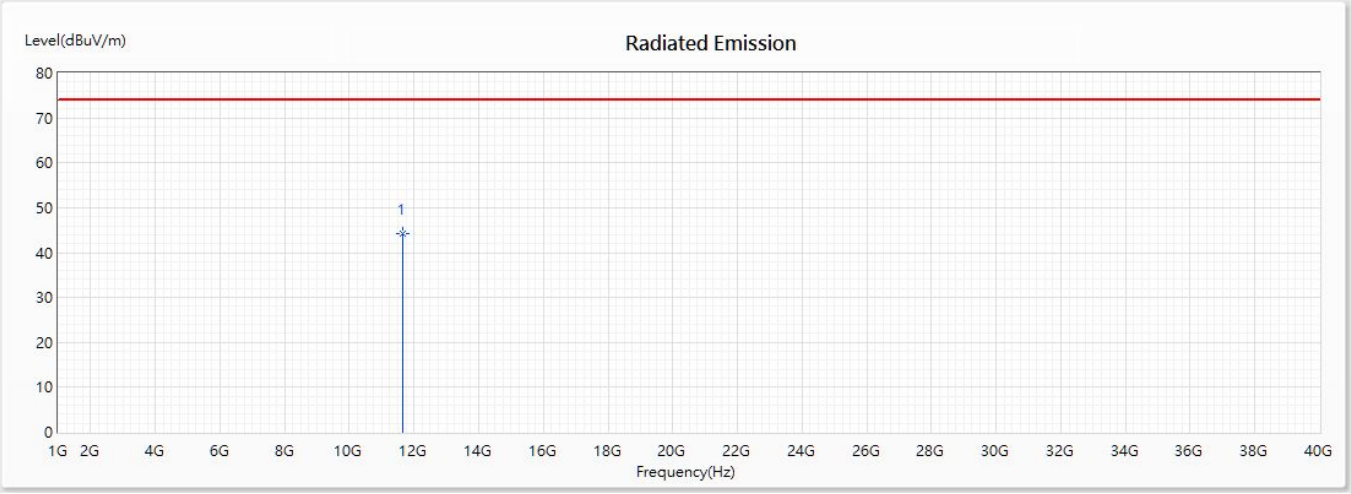

No	Frequency (MHz)	Emission Level (dBuV/m)	Limit (dBuV/m)	Margin (dB)	Reading Level (dBuV)	Correct Factor (dB/m)	Detector Type
* 1	11650	44.23	74.00	-29.77	55.21	-10.98	PK

Note:

1. All Readings below 1GHz are Quasi-Peak, above 1GHz are performed with peak and/or average measurements as necessary.
2. Emission Level = Reading Level + Correct Factor.
3. Correct Factor = Antenna factor + Cable loss –Amplifier gain.
4. The average measurement was not performed when the peak measured data under the limit of average detection.
5. The emission levels of other frequencies are very lower than the limit and not show in test report.

Product	:	Portable computer
Test Item	:	Harmonic Radiated Emission Data
Test Date	:	2020/05/27
Test Mode	:	Mode 20 MIMO: Transmit (802.11n-40BW_30Mbps) (5190MHz)

Horizontal

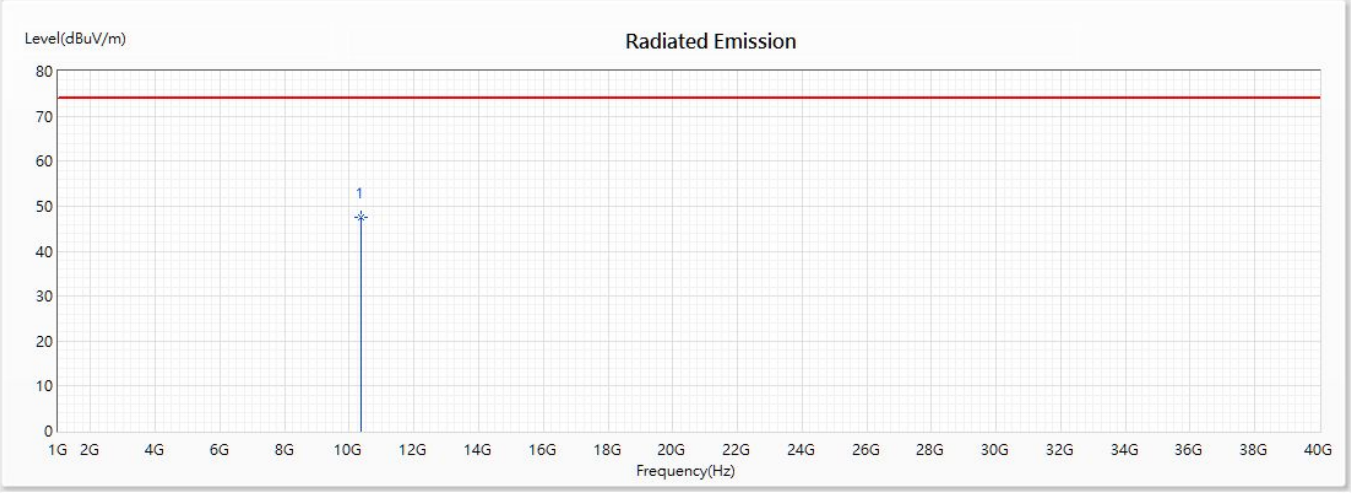

No	Frequency (MHz)	Emission Level (dBuV/m)	Limit (dBuV/m)	Margin (dB)	Reading Level (dBuV)	Correct Factor (dB/m)	Detector Type
* 1	10380	47.49	74.00	-26.51	59.27	-11.78	PK

Note:

1. All Readings below 1GHz are Quasi-Peak, above 1GHz are performed with peak and/or average measurements as necessary.
2. Emission Level = Reading Level + Correct Factor.
3. Correct Factor = Antenna factor + Cable loss –Amplifier gain.
4. The average measurement was not performed when the peak measured data under the limit of average detection.
5. The emission levels of other frequencies are very lower than the limit and not show in test report.

Product	:	Portable computer
Test Item	:	Harmonic Radiated Emission Data
Test Date	:	2020/05/27
Test Mode	:	Mode 20 MIMO: Transmit (802.11n-40BW_30Mbps) (5190MHz)

Vertical

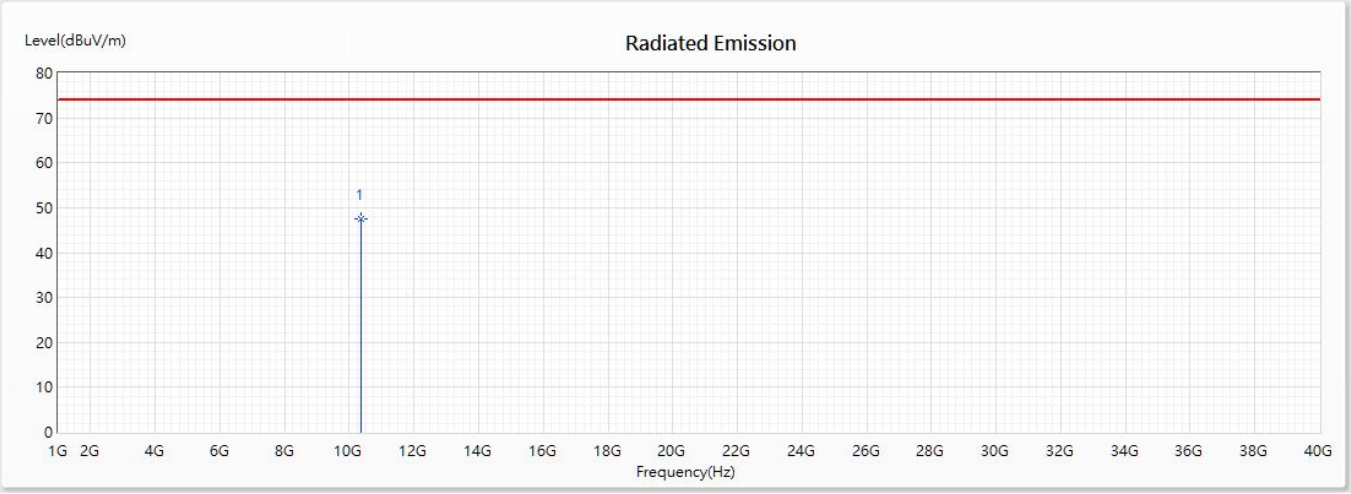

No	Frequency (MHz)	Emission Level (dBuV/m)	Limit (dBuV/m)	Margin (dB)	Reading Level (dBuV)	Correct Factor (dB/m)	Detector Type
* 1	10380	47.59	74.00	-26.41	59.37	-11.78	PK

Note:

1. All Readings below 1GHz are Quasi-Peak, above 1GHz are performed with peak and/or average measurements as necessary.
2. Emission Level = Reading Level + Correct Factor.
3. Correct Factor = Antenna factor + Cable loss –Amplifier gain.
4. The average measurement was not performed when the peak measured data under the limit of average detection.
5. The emission levels of other frequencies are very lower than the limit and not show in test report.

Product	:	Portable computer
Test Item	:	Harmonic Radiated Emission Data
Test Date	:	2020/05/27
Test Mode	:	Mode 20 MIMO: Transmit (802.11n-40BW_30Mbps) (5230MHz)

Horizontal

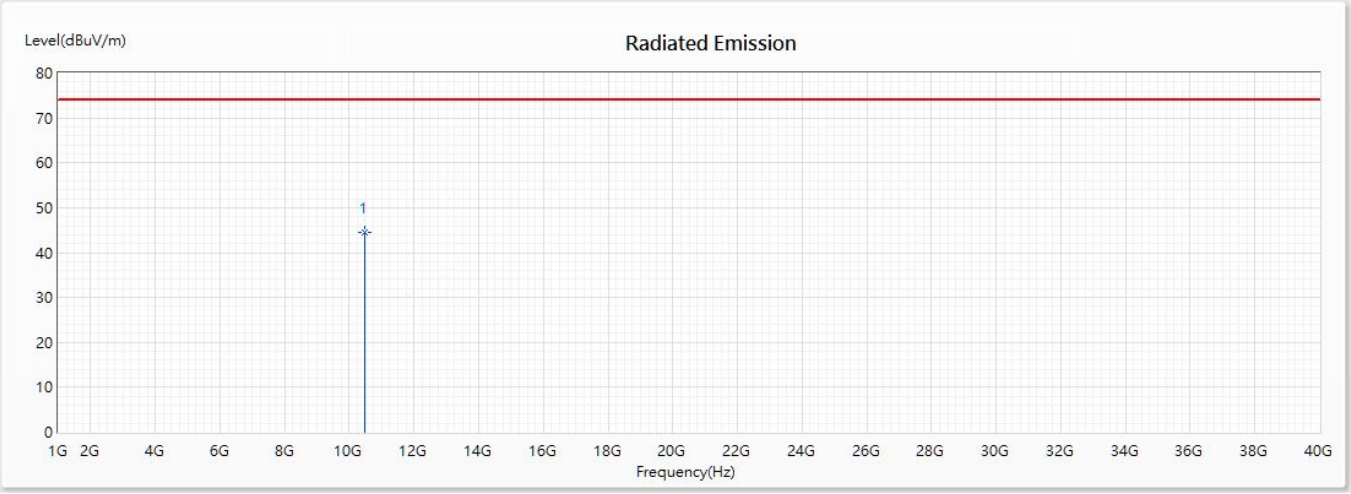

No	Frequency (MHz)	Emission Level (dBuV/m)	Limit (dBuV/m)	Margin (dB)	Reading Level (dBuV)	Correct Factor (dB/m)	Detector Type
* 1	10460	44.47	74.00	-29.53	57.00	-12.53	PK

Note:

1. All Readings below 1GHz are Quasi-Peak, above 1GHz are performed with peak and/or average measurements as necessary.
2. Emission Level = Reading Level + Correct Factor.
3. Correct Factor = Antenna factor + Cable loss –Amplifier gain.
4. The average measurement was not performed when the peak measured data under the limit of average detection.
5. The emission levels of other frequencies are very lower than the limit and not show in test report.

Product	:	Portable computer
Test Item	:	Harmonic Radiated Emission Data
Test Date	:	2020/05/27
Test Mode	:	Mode 20 MIMO: Transmit (802.11n-40BW_30Mbps) (5230MHz)

Vertical

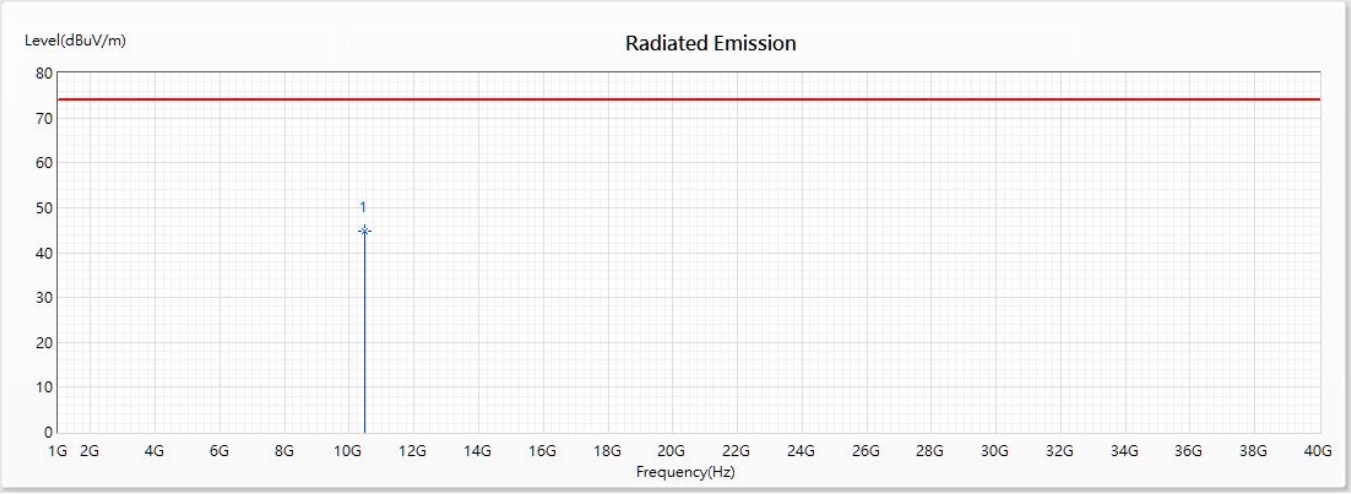

No	Frequency (MHz)	Emission Level (dBuV/m)	Limit (dBuV/m)	Margin (dB)	Reading Level (dBuV)	Correct Factor (dB/m)	Detector Type
* 1	10460	44.86	74.00	-29.14	57.39	-12.53	PK

Note:

1. All Readings below 1GHz are Quasi-Peak, above 1GHz are performed with peak and/or average measurements as necessary.
2. Emission Level = Reading Level + Correct Factor.
3. Correct Factor = Antenna factor + Cable loss –Amplifier gain.
4. The average measurement was not performed when the peak measured data under the limit of average detection.
5. The emission levels of other frequencies are very lower than the limit and not show in test report.

Product	:	Portable computer
Test Item	:	Harmonic Radiated Emission Data
Test Date	:	2020/05/27
Test Mode	:	Mode 20 MIMO: Transmit (802.11n-40BW_30Mbps) (5270MHz)

Horizontal

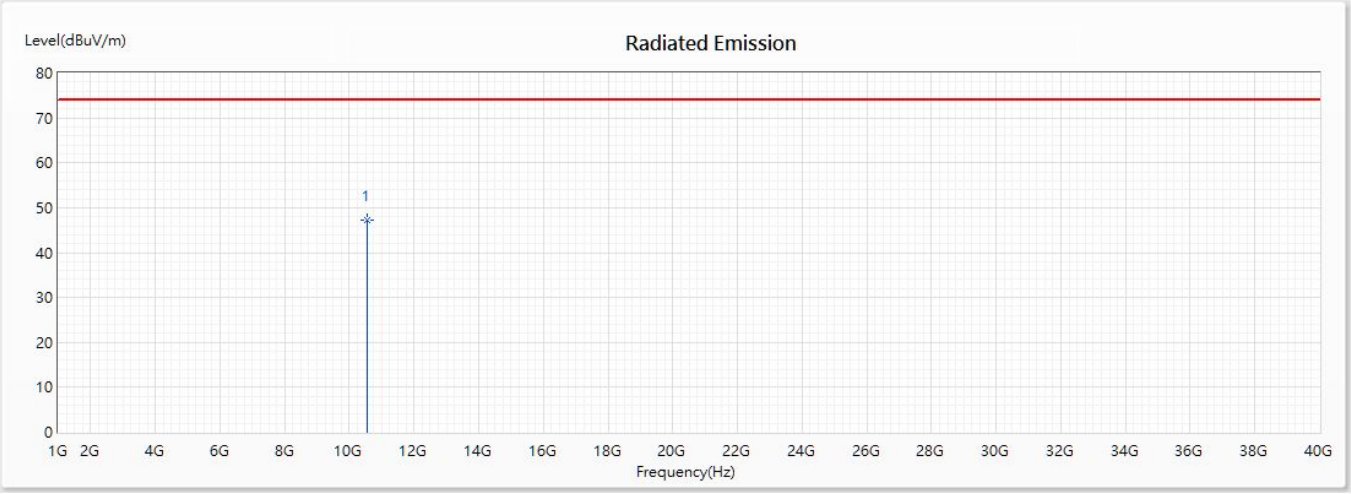

No	Frequency (MHz)	Emission Level (dBuV/m)	Limit (dBuV/m)	Margin (dB)	Reading Level (dBuV)	Correct Factor (dB/m)	Detector Type
* 1	10540	47.16	74.00	-26.84	60.37	-13.21	PK

Note:

1. All Readings below 1GHz are Quasi-Peak, above 1GHz are performed with peak and/or average measurements as necessary.
2. Emission Level = Reading Level + Correct Factor.
3. Correct Factor = Antenna factor + Cable loss –Amplifier gain.
4. The average measurement was not performed when the peak measured data under the limit of average detection.
5. The emission levels of other frequencies are very lower than the limit and not show in test report.

Product	:	Portable computer
Test Item	:	Harmonic Radiated Emission Data
Test Date	:	2020/05/27
Test Mode	:	Mode 20 MIMO: Transmit (802.11n-40BW_30Mbps) (5270MHz)

Vertical

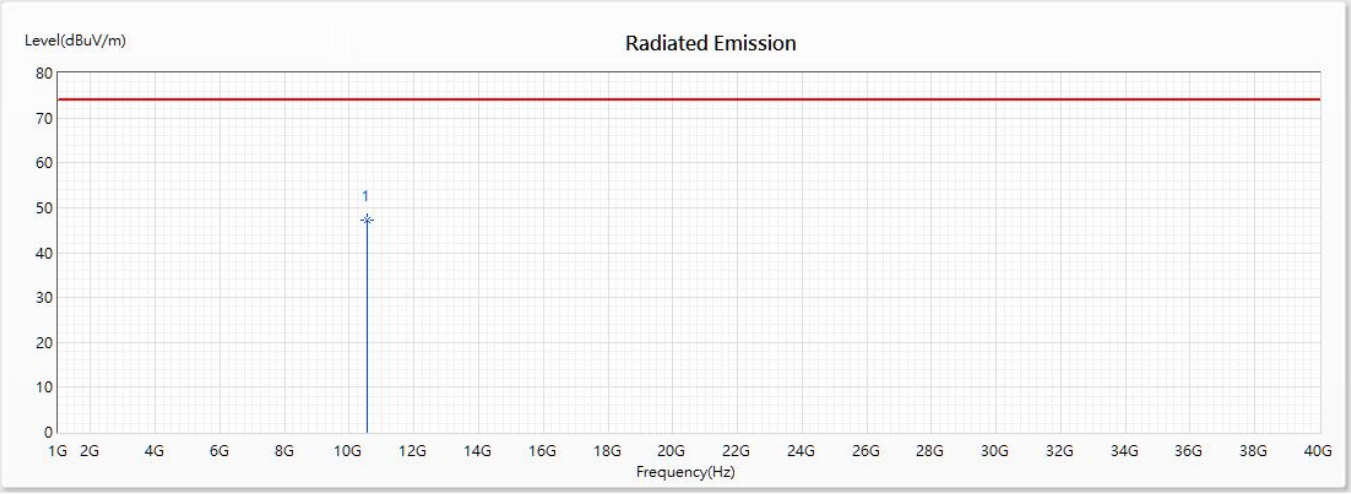

No	Frequency (MHz)	Emission Level (dBuV/m)	Limit (dBuV/m)	Margin (dB)	Reading Level (dBuV)	Correct Factor (dB/m)	Detector Type
* 1	10540	47.35	74.00	-26.65	60.56	-13.21	PK

Note:

1. All Readings below 1GHz are Quasi-Peak, above 1GHz are performed with peak and/or average measurements as necessary.
2. Emission Level = Reading Level + Correct Factor.
3. Correct Factor = Antenna factor + Cable loss –Amplifier gain.
4. The average measurement was not performed when the peak measured data under the limit of average detection.
5. The emission levels of other frequencies are very lower than the limit and not show in test report.

Product	:	Portable computer
Test Item	:	Harmonic Radiated Emission Data
Test Date	:	2020/05/27
Test Mode	:	Mode 20 MIMO: Transmit (802.11n-40BW_30Mbps) (5310MHz)

Horizontal

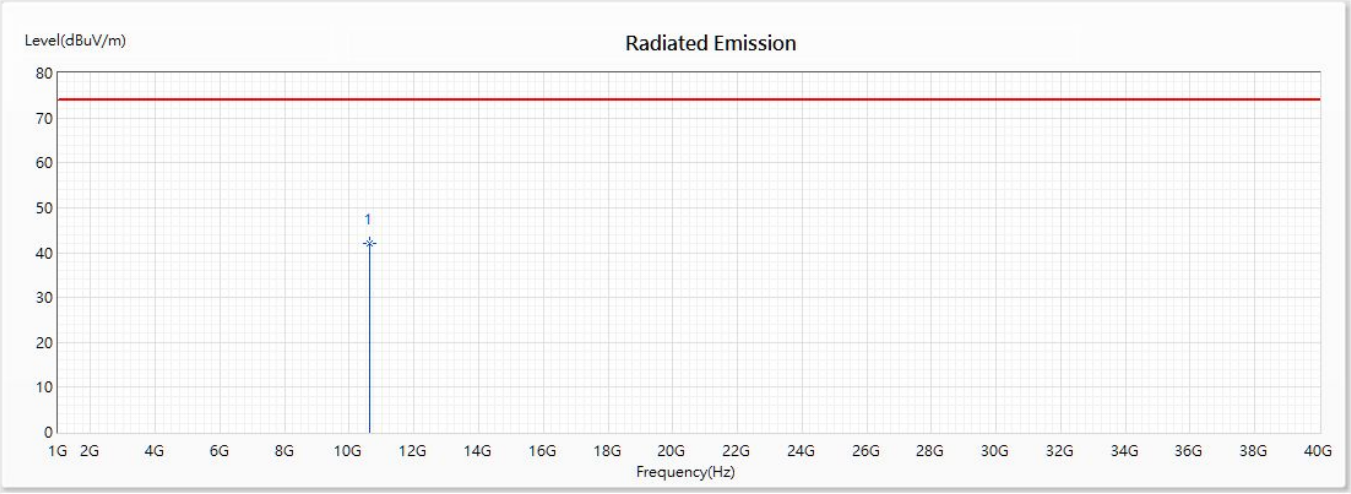

No	Frequency (MHz)	Emission Level (dBuV/m)	Limit (dBuV/m)	Margin (dB)	Reading Level (dBuV)	Correct Factor (dB/m)	Detector Type
* 1	10620	41.92	74.00	-32.08	55.74	-13.82	PK

Note:

1. All Readings below 1GHz are Quasi-Peak, above 1GHz are performed with peak and/or average measurements as necessary.
2. Emission Level = Reading Level + Correct Factor.
3. Correct Factor = Antenna factor + Cable loss –Amplifier gain.
4. The average measurement was not performed when the peak measured data under the limit of average detection.
5. The emission levels of other frequencies are very lower than the limit and not show in test report.

Product	:	Portable computer
Test Item	:	Harmonic Radiated Emission Data
Test Date	:	2020/05/27
Test Mode	:	Mode 20 MIMO: Transmit (802.11n-40BW_30Mbps) (5310MHz)

Vertical

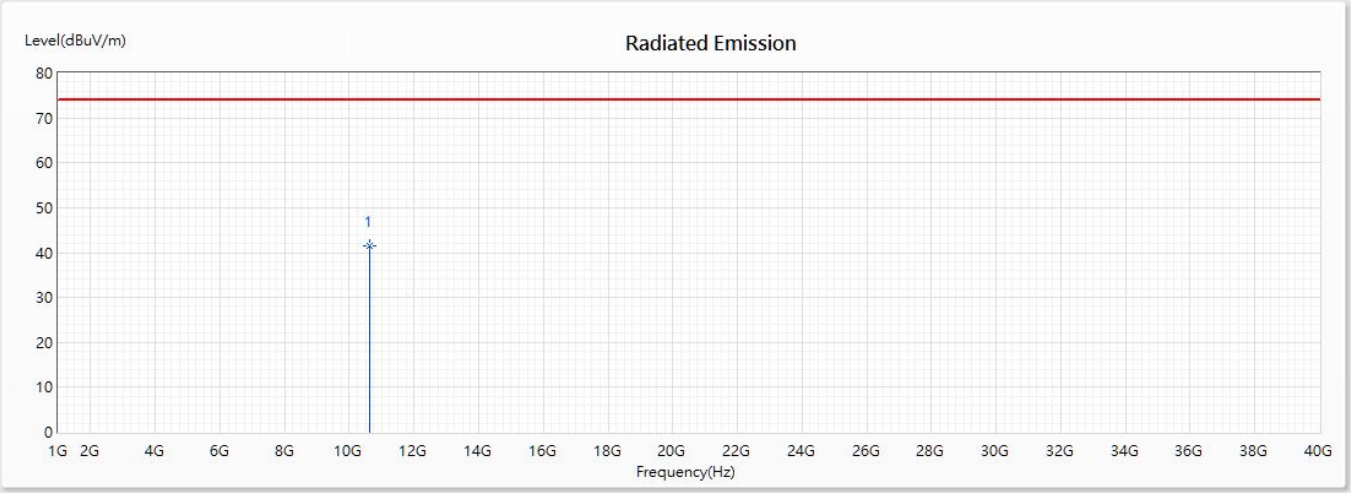

No	Frequency (MHz)	Emission Level (dBuV/m)	Limit (dBuV/m)	Margin (dB)	Reading Level (dBuV)	Correct Factor (dB/m)	Detector Type
* 1	10620	41.52	74.00	-32.48	55.34	-13.82	PK

Note:

1. All Readings below 1GHz are Quasi-Peak, above 1GHz are performed with peak and/or average measurements as necessary.
2. Emission Level = Reading Level + Correct Factor.
3. Correct Factor = Antenna factor + Cable loss –Amplifier gain.
4. The average measurement was not performed when the peak measured data under the limit of average detection.
5. The emission levels of other frequencies are very lower than the limit and not show in test report.

Product	:	Portable computer
Test Item	:	Harmonic Radiated Emission Data
Test Date	:	2020/05/27
Test Mode	:	Mode 20 MIMO: Transmit (802.11n-40BW_30Mbps) (5510MHz)

Horizontal

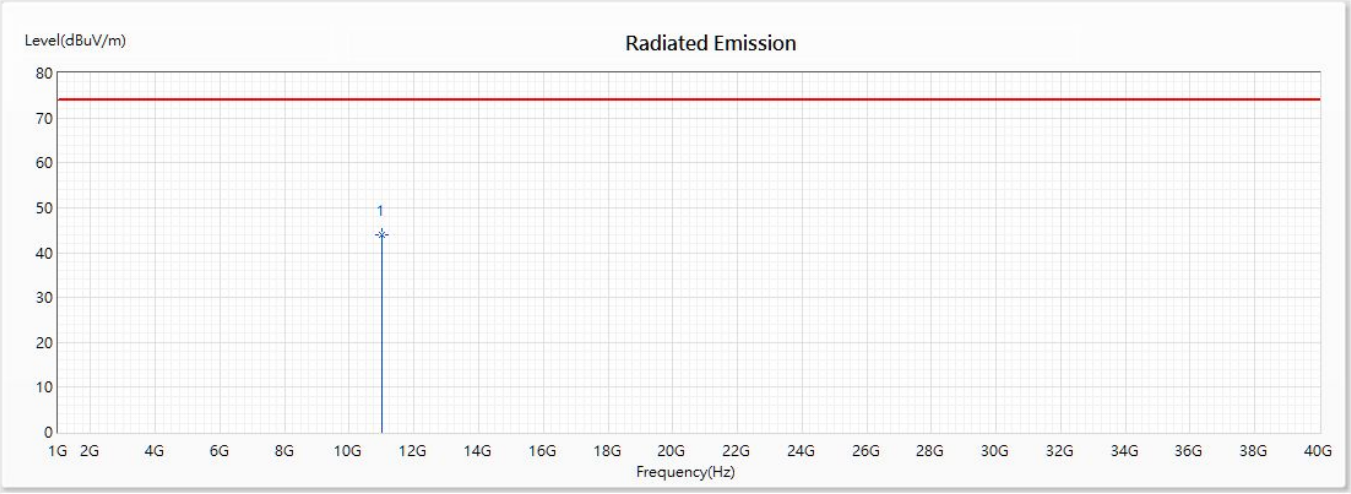

No	Frequency (MHz)	Emission Level (dBuV/m)	Limit (dBuV/m)	Margin (dB)	Reading Level (dBuV)	Correct Factor (dB/m)	Detector Type
* 1	11020	43.92	74.00	-30.08	56.24	-12.32	PK

Note:

1. All Readings below 1GHz are Quasi-Peak, above 1GHz are performed with peak and/or average measurements as necessary.
2. Emission Level = Reading Level + Correct Factor.
3. Correct Factor = Antenna factor + Cable loss –Amplifier gain.
4. The average measurement was not performed when the peak measured data under the limit of average detection.
5. The emission levels of other frequencies are very lower than the limit and not show in test report.

Product	:	Portable computer
Test Item	:	Harmonic Radiated Emission Data
Test Date	:	2020/05/27
Test Mode	:	Mode 20 MIMO: Transmit (802.11n-40BW_30Mbps) (5510MHz)

Vertical

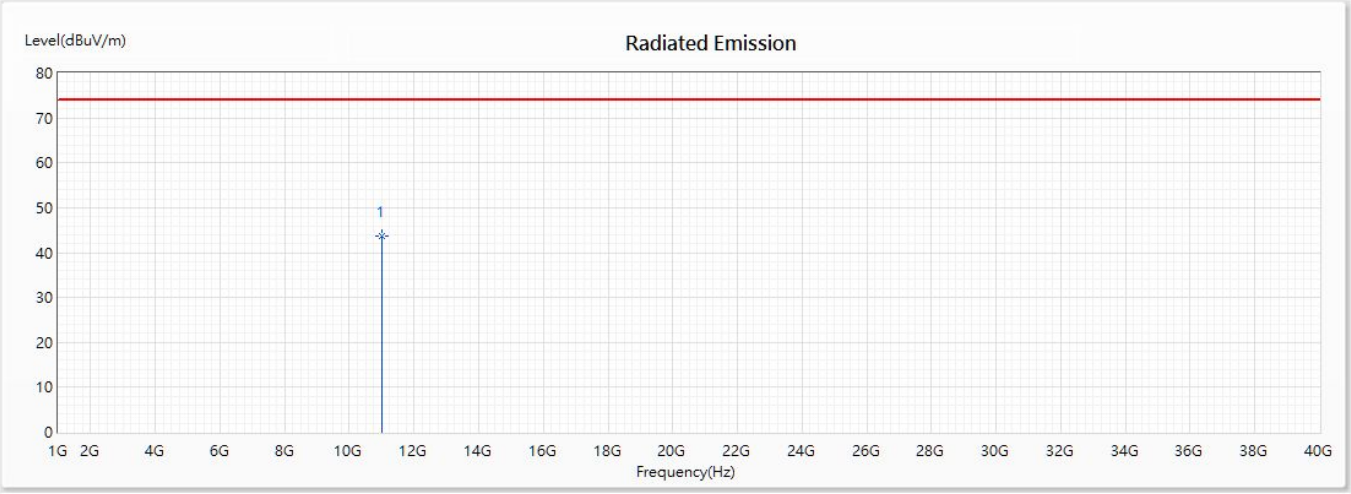

No	Frequency (MHz)	Emission Level (dBuV/m)	Limit (dBuV/m)	Margin (dB)	Reading Level (dBuV)	Correct Factor (dB/m)	Detector Type
* 1	11020	43.72	74.00	-30.28	56.04	-12.32	PK

Note:

1. All Readings below 1GHz are Quasi-Peak, above 1GHz are performed with peak and/or average measurements as necessary.
2. Emission Level = Reading Level + Correct Factor.
3. Correct Factor = Antenna factor + Cable loss –Amplifier gain.
4. The average measurement was not performed when the peak measured data under the limit of average detection.
5. The emission levels of other frequencies are very lower than the limit and not show in test report.

Product	:	Portable computer
Test Item	:	Harmonic Radiated Emission Data
Test Date	:	2020/05/27
Test Mode	:	Mode 20 MIMO: Transmit (802.11n-40BW_30Mbps) (5550MHz)

Horizontal

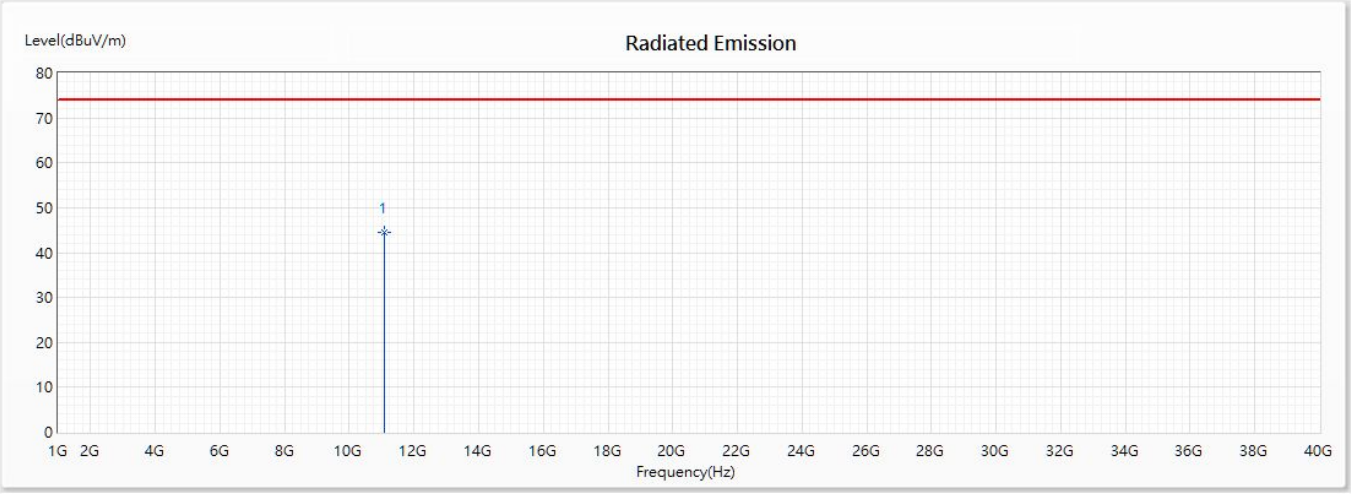

No	Frequency (MHz)	Emission Level (dBuV/m)	Limit (dBuV/m)	Margin (dB)	Reading Level (dBuV)	Correct Factor (dB/m)	Detector Type
* 1	11100	44.56	74.00	-29.44	56.16	-11.60	PK

Note:

1. All Readings below 1GHz are Quasi-Peak, above 1GHz are performed with peak and/or average measurements as necessary.
2. Emission Level = Reading Level + Correct Factor.
3. Correct Factor = Antenna factor + Cable loss –Amplifier gain.
4. The average measurement was not performed when the peak measured data under the limit of average detection.
5. The emission levels of other frequencies are very lower than the limit and not show in test report.

Product	:	Portable computer
Test Item	:	Harmonic Radiated Emission Data
Test Date	:	2020/05/27
Test Mode	:	Mode 20 MIMO: Transmit (802.11n-40BW_30Mbps) (5550MHz)

Vertical

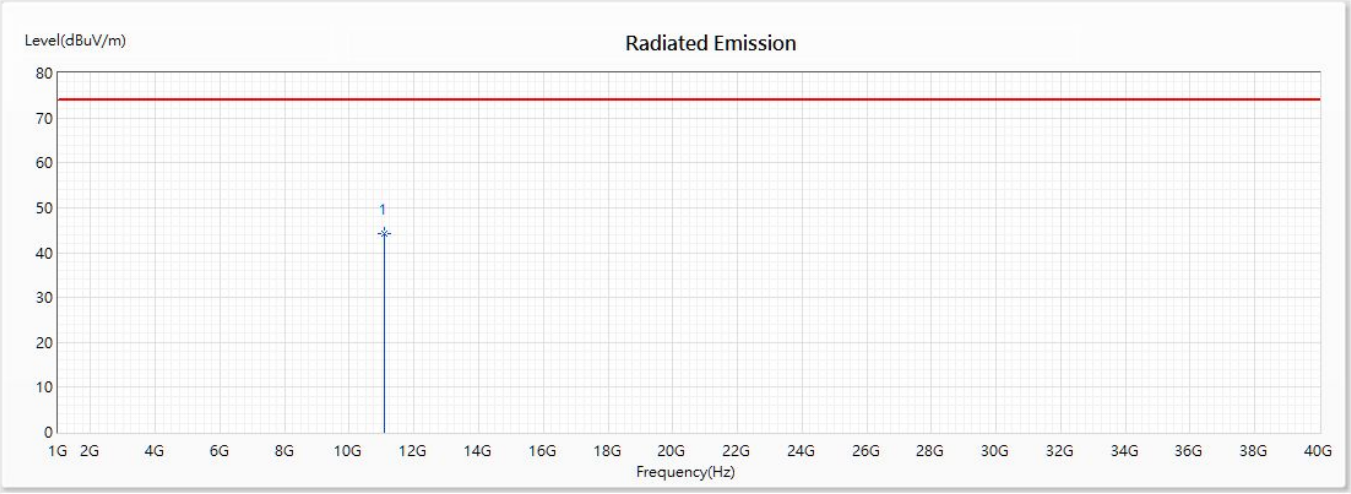

No	Frequency (MHz)	Emission Level (dBuV/m)	Limit (dBuV/m)	Margin (dB)	Reading Level (dBuV)	Correct Factor (dB/m)	Detector Type
* 1	11100	44.35	74.00	-29.65	55.95	-11.60	PK

Note:

1. All Readings below 1GHz are Quasi-Peak, above 1GHz are performed with peak and/or average measurements as necessary.
2. Emission Level = Reading Level + Correct Factor.
3. Correct Factor = Antenna factor + Cable loss –Amplifier gain.
4. The average measurement was not performed when the peak measured data under the limit of average detection.
5. The emission levels of other frequencies are very lower than the limit and not show in test report.

Product	:	Portable computer
Test Item	:	Harmonic Radiated Emission Data
Test Date	:	2020/05/27
Test Mode	:	Mode 20 MIMO: Transmit (802.11n-40BW_30Mbps) (5670MHz)

Horizontal

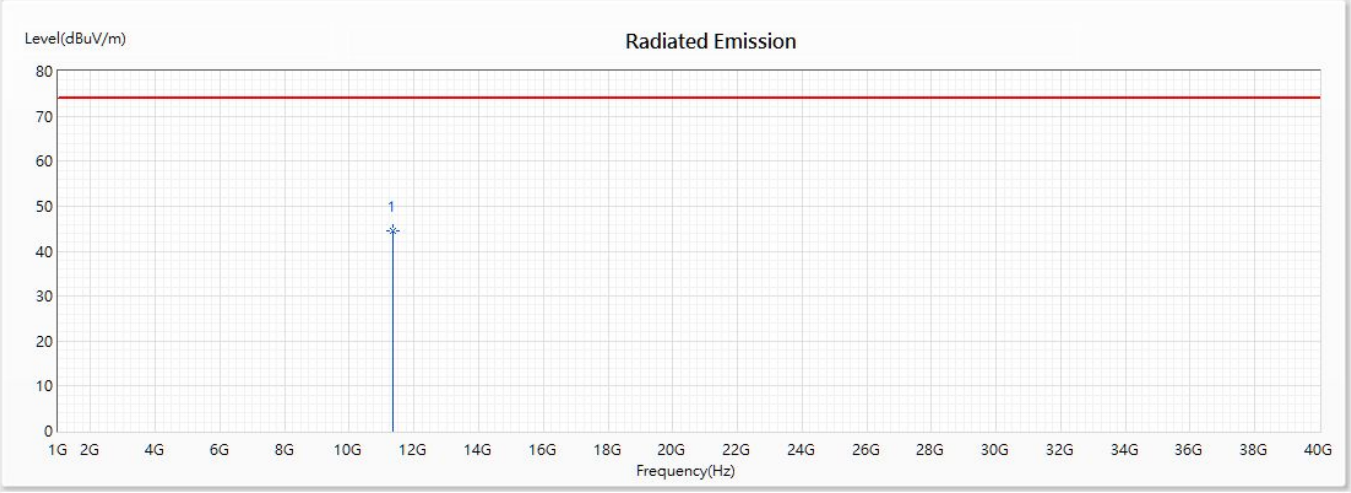

No	Frequency (MHz)	Emission Level (dBuV/m)	Limit (dBuV/m)	Margin (dB)	Reading Level (dBuV)	Correct Factor (dB/m)	Detector Type
* 1	11340	44.53	74.00	-29.47	55.34	-10.81	PK

Note:

1. All Readings below 1GHz are Quasi-Peak, above 1GHz are performed with peak and/or average measurements as necessary.
2. Emission Level = Reading Level + Correct Factor.
3. Correct Factor = Antenna factor + Cable loss –Amplifier gain.
4. The average measurement was not performed when the peak measured data under the limit of average detection.
5. The emission levels of other frequencies are very lower than the limit and not show in test report.

Product	:	Portable computer
Test Item	:	Harmonic Radiated Emission Data
Test Date	:	2020/05/27
Test Mode	:	Mode 20 MIMO: Transmit (802.11n-40BW_30Mbps) (5670MHz)

Vertical

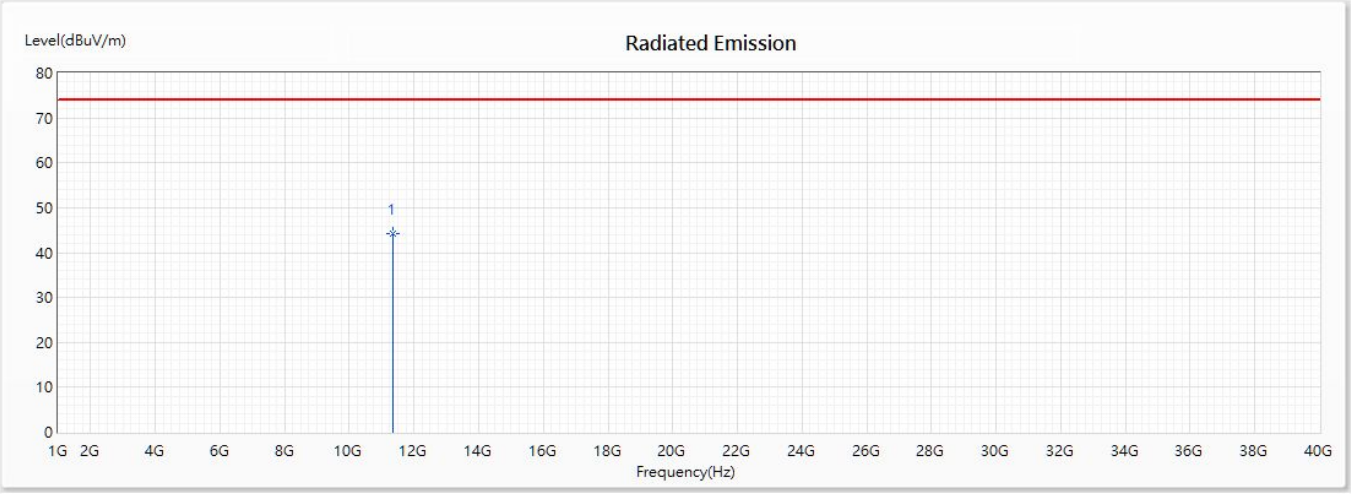

No	Frequency (MHz)	Emission Level (dBuV/m)	Limit (dBuV/m)	Margin (dB)	Reading Level (dBuV)	Correct Factor (dB/m)	Detector Type
* 1	11340	44.33	74.00	-29.67	55.14	-10.81	PK

Note:

1. All Readings below 1GHz are Quasi-Peak, above 1GHz are performed with peak and/or average measurements as necessary.
2. Emission Level = Reading Level + Correct Factor.
3. Correct Factor = Antenna factor + Cable loss –Amplifier gain.
4. The average measurement was not performed when the peak measured data under the limit of average detection.
5. The emission levels of other frequencies are very lower than the limit and not show in test report.

Product	:	Portable computer
Test Item	:	Harmonic Radiated Emission Data
Test Date	:	2020/05/27
Test Mode	:	Mode 20 MIMO: Transmit (802.11n-40BW_30Mbps) (5710MHz)

Horizontal

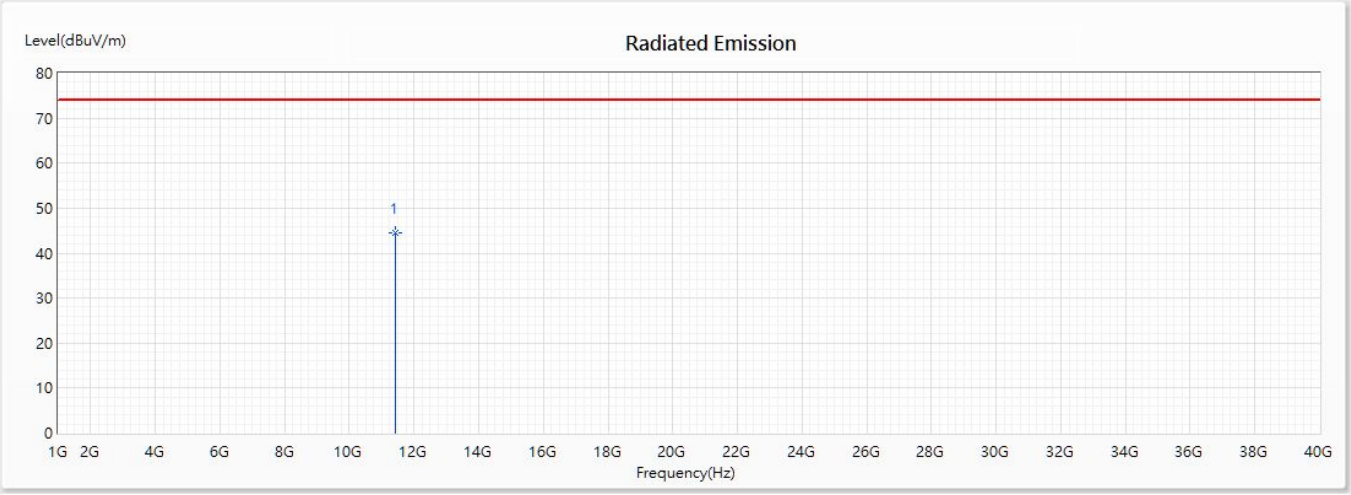

No	Frequency (MHz)	Emission Level (dBuV/m)	Limit (dBuV/m)	Margin (dB)	Reading Level (dBuV)	Correct Factor (dB/m)	Detector Type
* 1	11420	44.59	74.00	-29.41	55.96	-11.37	PK

Note:

1. All Readings below 1GHz are Quasi-Peak, above 1GHz are performed with peak and/or average measurements as necessary.
2. Emission Level = Reading Level + Correct Factor.
3. Correct Factor = Antenna factor + Cable loss –Amplifier gain.
4. The average measurement was not performed when the peak measured data under the limit of average detection.
5. The emission levels of other frequencies are very lower than the limit and not show in test report.

Product	:	Portable computer
Test Item	:	Harmonic Radiated Emission Data
Test Date	:	2020/05/27
Test Mode	:	Mode 20 MIMO: Transmit (802.11n-40BW_30Mbps) (5710MHz)

Vertical

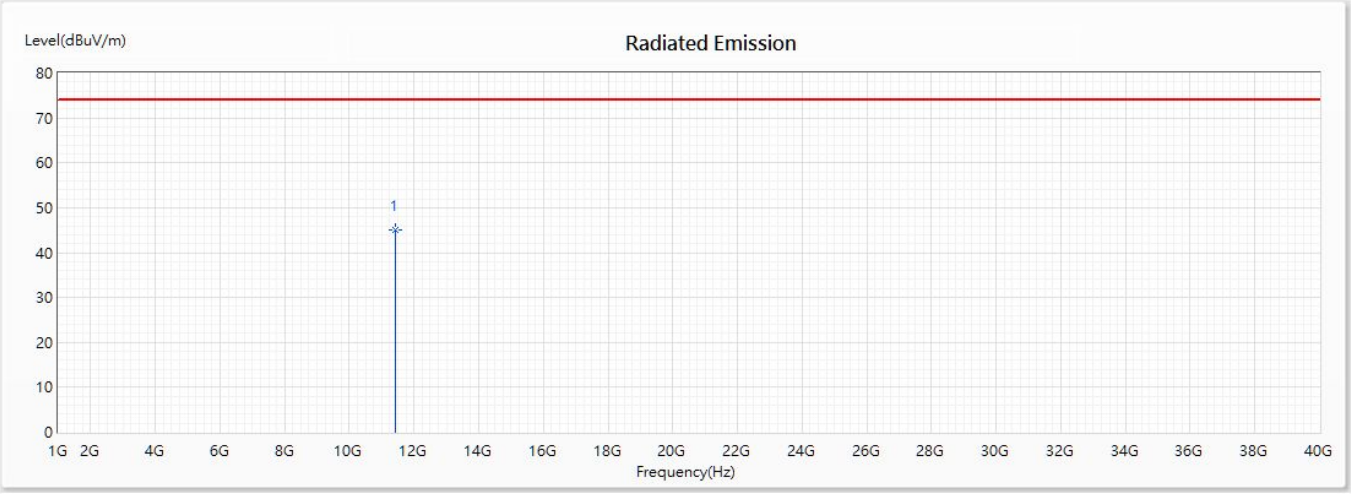

No	Frequency (MHz)	Emission Level (dBuV/m)	Limit (dBuV/m)	Margin (dB)	Reading Level (dBuV)	Correct Factor (dB/m)	Detector Type
* 1	11420	44.98	74.00	-29.02	56.35	-11.37	PK

Note:

1. All Readings below 1GHz are Quasi-Peak, above 1GHz are performed with peak and/or average measurements as necessary.
2. Emission Level = Reading Level + Correct Factor.
3. Correct Factor = Antenna factor + Cable loss –Amplifier gain.
4. The average measurement was not performed when the peak measured data under the limit of average detection.
5. The emission levels of other frequencies are very lower than the limit and not show in test report.

Product	:	Portable computer
Test Item	:	Harmonic Radiated Emission Data
Test Date	:	2020/05/27
Test Mode	:	Mode 20 MIMO: Transmit (802.11n-40BW_30Mbps) (5755MHz)

Horizontal

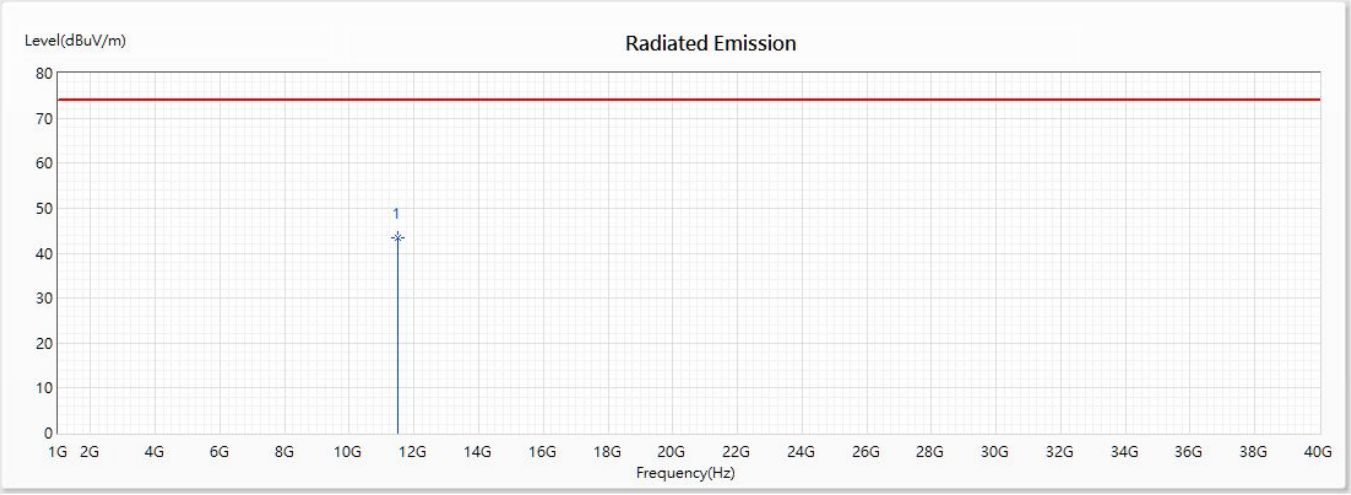

No	Frequency (MHz)	Emission Level (dBuV/m)	Limit (dBuV/m)	Margin (dB)	Reading Level (dBuV)	Correct Factor (dB/m)	Detector Type
* 1	11510	43.33	74.00	-30.67	55.20	-11.87	PK

Note:

1. All Readings below 1GHz are Quasi-Peak, above 1GHz are performed with peak and/or average measurements as necessary.
2. Emission Level = Reading Level + Correct Factor.
3. Correct Factor = Antenna factor + Cable loss –Amplifier gain.
4. The average measurement was not performed when the peak measured data under the limit of average detection.
5. The emission levels of other frequencies are very lower than the limit and not show in test report.

Product	:	Portable computer
Test Item	:	Harmonic Radiated Emission Data
Test Date	:	2020/05/27
Test Mode	:	Mode 20 MIMO: Transmit (802.11n-40BW_30Mbps) (5755MHz)

Vertical

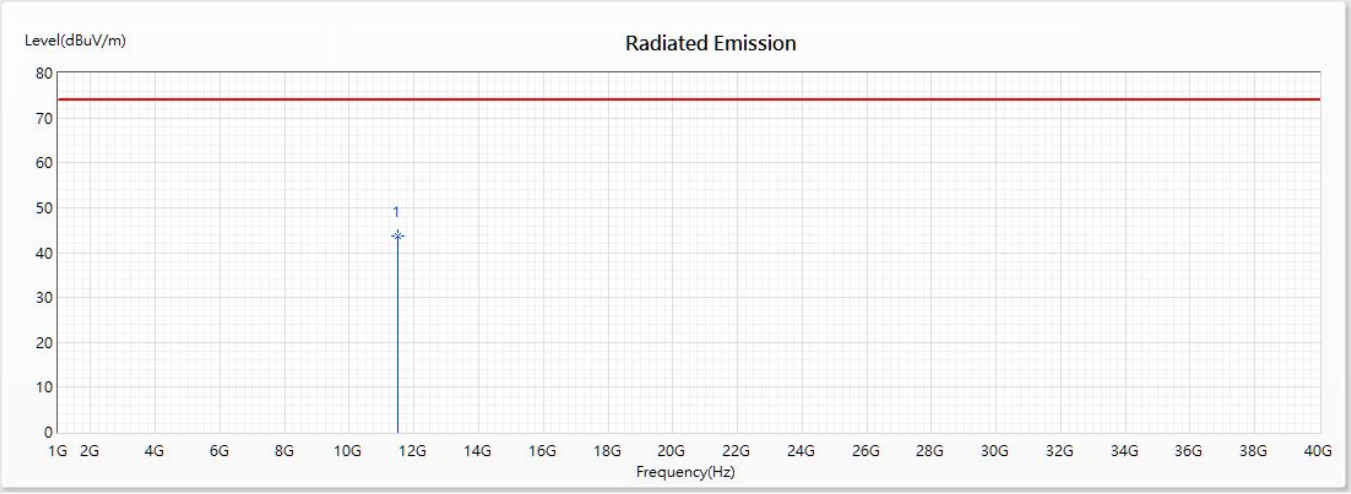

No	Frequency (MHz)	Emission Level (dBuV/m)	Limit (dBuV/m)	Margin (dB)	Reading Level (dBuV)	Correct Factor (dB/m)	Detector Type
* 1	11510	43.71	74.00	-30.29	55.58	-11.87	PK

Note:

1. All Readings below 1GHz are Quasi-Peak, above 1GHz are performed with peak and/or average measurements as necessary.
2. Emission Level = Reading Level + Correct Factor.
3. Correct Factor = Antenna factor + Cable loss –Amplifier gain.
4. The average measurement was not performed when the peak measured data under the limit of average detection.
5. The emission levels of other frequencies are very lower than the limit and not show in test report.

Product	:	Portable computer
Test Item	:	Harmonic Radiated Emission Data
Test Date	:	2020/05/27
Test Mode	:	Mode 20 MIMO: Transmit (802.11n-40BW_30Mbps) (5795MHz)

Horizontal

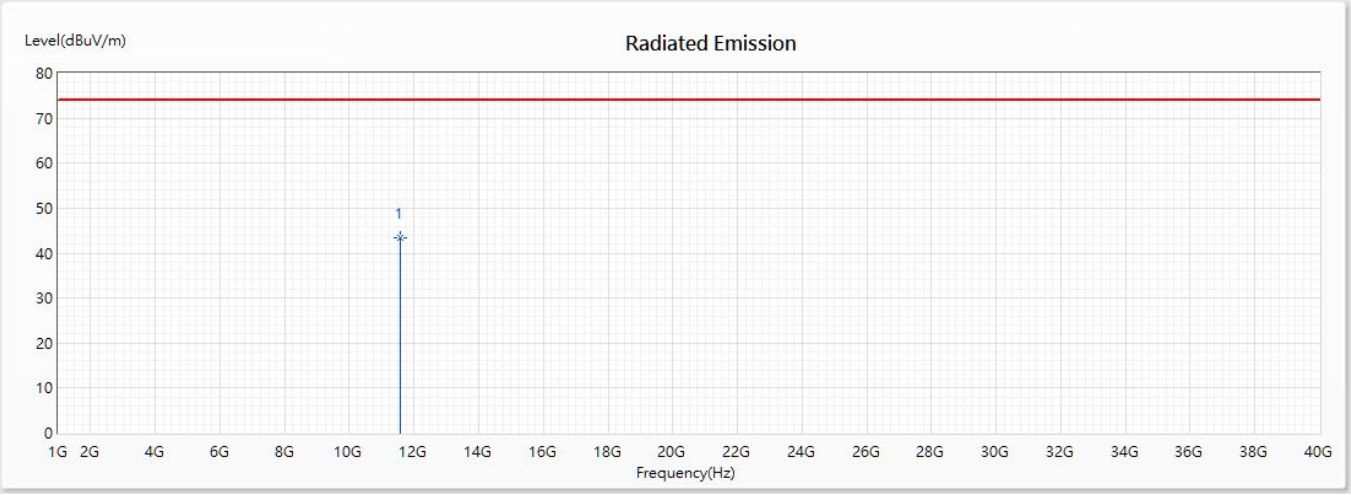

No	Frequency (MHz)	Emission Level (dBuV/m)	Limit (dBuV/m)	Margin (dB)	Reading Level (dBuV)	Correct Factor (dB/m)	Detector Type
* 1	11590	43.42	74.00	-30.58	54.80	-11.38	PK

Note:

1. All Readings below 1GHz are Quasi-Peak, above 1GHz are performed with peak and/or average measurements as necessary.
2. Emission Level = Reading Level + Correct Factor.
3. Correct Factor = Antenna factor + Cable loss –Amplifier gain.
4. The average measurement was not performed when the peak measured data under the limit of average detection.
5. The emission levels of other frequencies are very lower than the limit and not show in test report.

Product	:	Portable computer
Test Item	:	Harmonic Radiated Emission Data
Test Date	:	2020/05/27
Test Mode	:	Mode 20 MIMO: Transmit (802.11n-40BW_30Mbps) (5795MHz)

Vertical

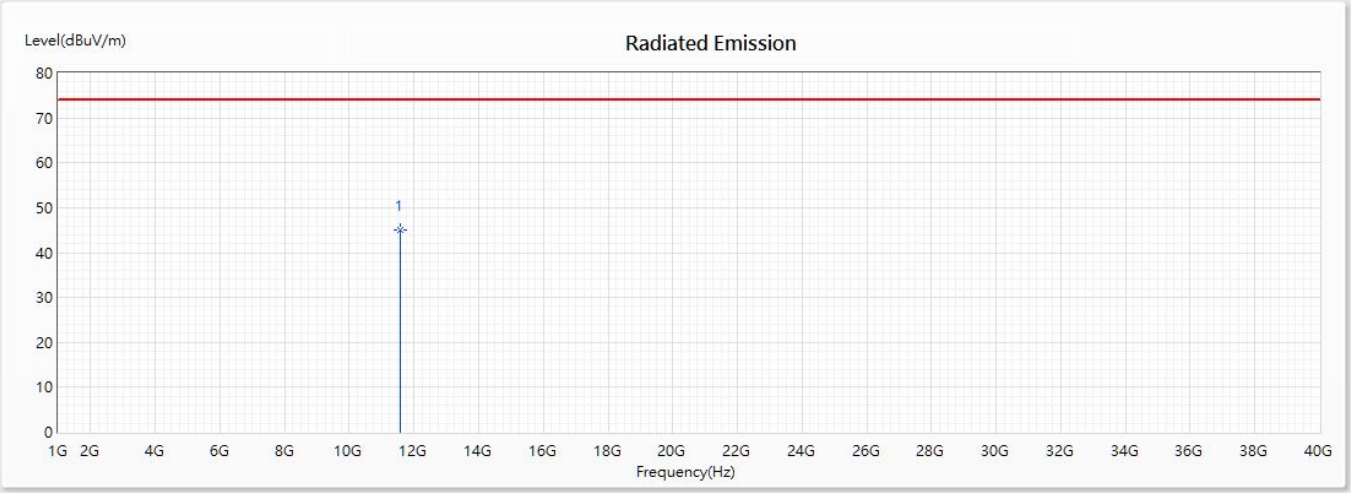

No	Frequency (MHz)	Emission Level (dBuV/m)	Limit (dBuV/m)	Margin (dB)	Reading Level (dBuV)	Correct Factor (dB/m)	Detector Type
* 1	11590	44.98	74.00	-29.02	56.36	-11.38	PK

Note:

1. All Readings below 1GHz are Quasi-Peak, above 1GHz are performed with peak and/or average measurements as necessary.
2. Emission Level = Reading Level + Correct Factor.
3. Correct Factor = Antenna factor + Cable loss –Amplifier gain.
4. The average measurement was not performed when the peak measured data under the limit of average detection.
5. The emission levels of other frequencies are very lower than the limit and not show in test report.

Product	:	Portable computer
Test Item	:	Harmonic Radiated Emission Data
Test Date	:	2020/05/27
Test Mode	:	Mode 21 MIMO: Transmit (802.11ac-80BW_65Mbps) (5210MHz)

Horizontal

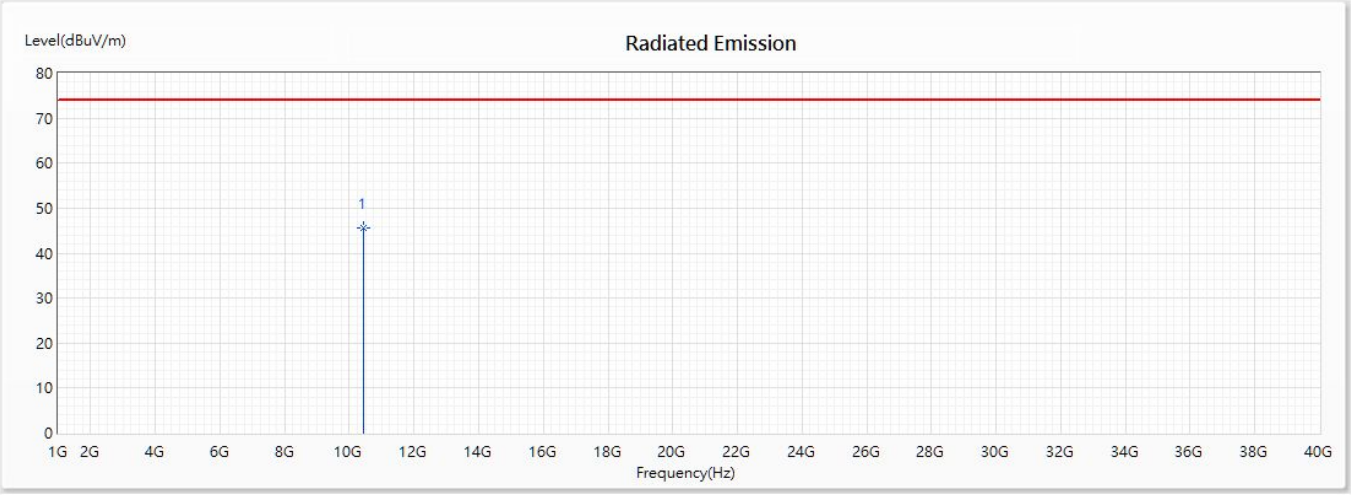

No	Frequency (MHz)	Emission Level (dBuV/m)	Limit (dBuV/m)	Margin (dB)	Reading Level (dBuV)	Correct Factor (dB/m)	Detector Type
* 1	10420	45.52	74.00	-28.48	57.67	-12.15	PK

Note:

1. All Readings below 1GHz are Quasi-Peak, above 1GHz are performed with peak and/or average measurements as necessary.
2. Emission Level = Reading Level + Correct Factor.
3. Correct Factor = Antenna factor + Cable loss –Amplifier gain.
4. The average measurement was not performed when the peak measured data under the limit of average detection.
5. The emission levels of other frequencies are very lower than the limit and not show in test report.

Product	:	Portable computer
Test Item	:	Harmonic Radiated Emission Data
Test Date	:	2020/05/27
Test Mode	:	Mode 21 MIMO: Transmit (802.11ac-80BW_65Mbps) (5210MHz)

Vertical

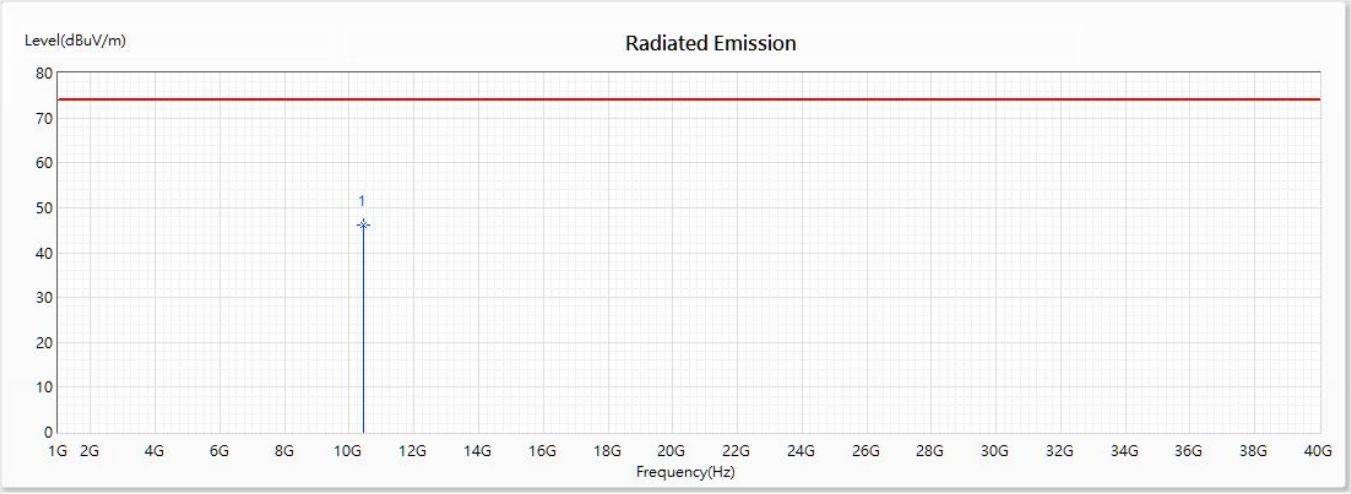

No	Frequency (MHz)	Emission Level (dBuV/m)	Limit (dBuV/m)	Margin (dB)	Reading Level (dBuV)	Correct Factor (dB/m)	Detector Type
* 1	10420	46.18	74.00	-27.82	58.33	-12.15	PK

Note:

1. All Readings below 1GHz are Quasi-Peak, above 1GHz are performed with peak and/or average measurements as necessary.
2. Emission Level = Reading Level + Correct Factor.
3. Correct Factor = Antenna factor + Cable loss –Amplifier gain.
4. The average measurement was not performed when the peak measured data under the limit of average detection.
5. The emission levels of other frequencies are very lower than the limit and not show in test report.