Product	:	Portable computer
Test Item	:	Harmonic Radiated Emission Data
Test Date	:	2020/05/27
Test Mode	:	Mode 21 MIMO: Transmit (802.11ac-80BW_65Mbps) (5290MHz)

Horizontal

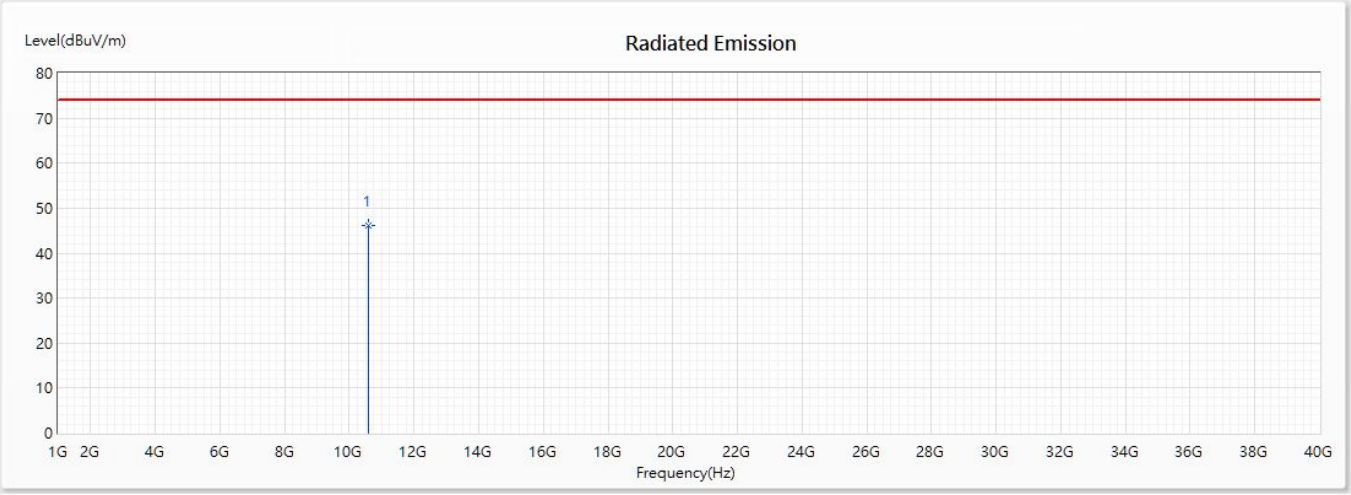

No	Frequency (MHz)	Emission Level (dBuV/m)	Limit (dBuV/m)	Margin (dB)	Reading Level (dBuV)	Correct Factor (dB/m)	Detector Type
* 1	10580	46.17	74.00	-27.83	59.67	-13.50	PK

Note:

1. All Readings below 1GHz are Quasi-Peak, above 1GHz are performed with peak and/or average measurements as necessary.
2. Emission Level = Reading Level + Correct Factor.
3. Correct Factor = Antenna factor + Cable loss –Amplifier gain.
4. The average measurement was not performed when the peak measured data under the limit of average detection.
5. The emission levels of other frequencies are very lower than the limit and not show in test report.

Product	:	Portable computer
Test Item	:	Harmonic Radiated Emission Data
Test Date	:	2020/05/27
Test Mode	:	Mode 21 MIMO: Transmit (802.11ac-80BW_65Mbps) (5290MHz)

Vertical

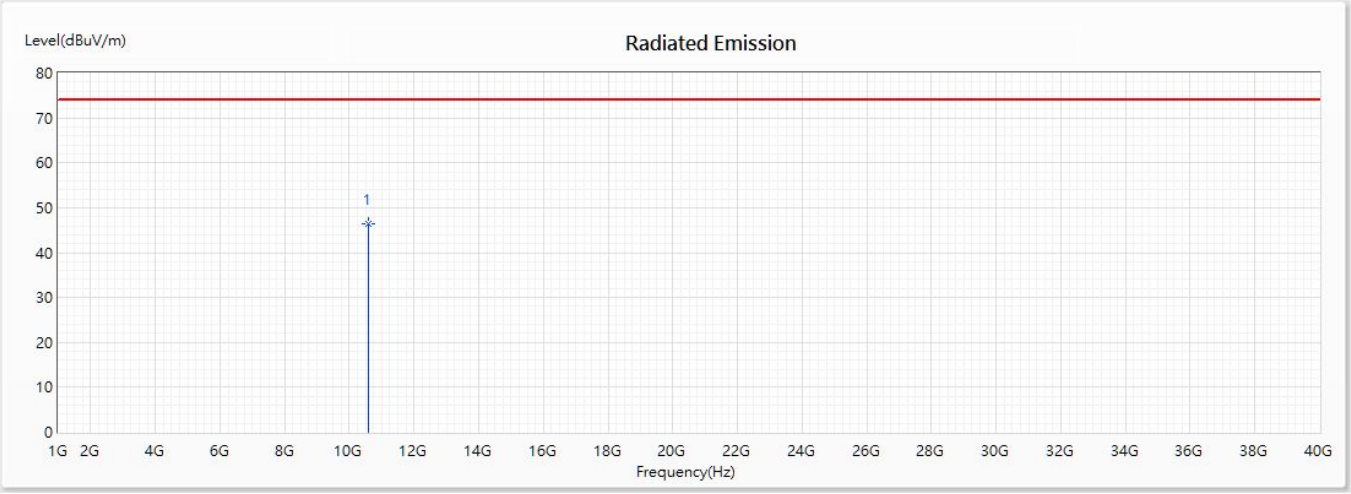

No	Frequency (MHz)	Emission Level (dBuV/m)	Limit (dBuV/m)	Margin (dB)	Reading Level (dBuV)	Correct Factor (dB/m)	Detector Type
* 1	10580	46.35	74.00	-27.65	59.85	-13.50	PK

Note:

1. All Readings below 1GHz are Quasi-Peak, above 1GHz are performed with peak and/or average measurements as necessary.
2. Emission Level = Reading Level + Correct Factor.
3. Correct Factor = Antenna factor + Cable loss –Amplifier gain.
4. The average measurement was not performed when the peak measured data under the limit of average detection.
5. The emission levels of other frequencies are very lower than the limit and not show in test report.

Product	:	Portable computer
Test Item	:	Harmonic Radiated Emission Data
Test Date	:	2020/05/27
Test Mode	:	Mode 21 MIMO: Transmit (802.11ac-80BW_65Mbps) (5530MHz)

Horizontal

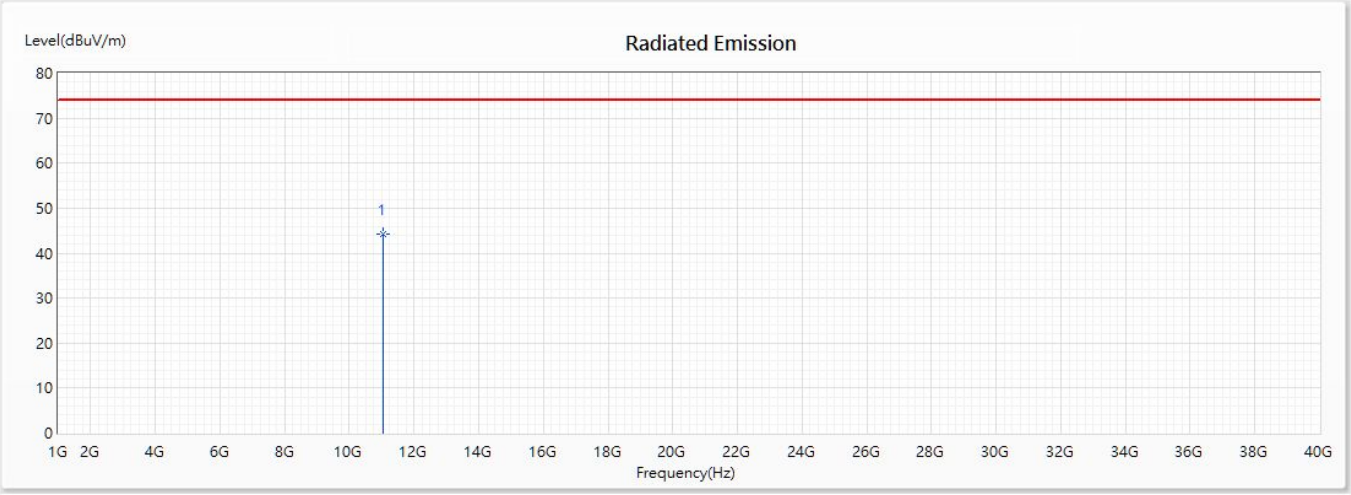

No	Frequency (MHz)	Emission Level (dBuV/m)	Limit (dBuV/m)	Margin (dB)	Reading Level (dBuV)	Correct Factor (dB/m)	Detector Type
* 1	11060	44.36	74.00	-29.64	56.32	-11.96	PK

Note:

1. All Readings below 1GHz are Quasi-Peak, above 1GHz are performed with peak and/or average measurements as necessary.
2. Emission Level = Reading Level + Correct Factor.
3. Correct Factor = Antenna factor + Cable loss –Amplifier gain.
4. The average measurement was not performed when the peak measured data under the limit of average detection.
5. The emission levels of other frequencies are very lower than the limit and not show in test report.

Product	:	Portable computer
Test Item	:	Harmonic Radiated Emission Data
Test Date	:	2020/05/27
Test Mode	:	Mode 21 MIMO: Transmit (802.11ac-80BW_65Mbps) (5530MHz)

Vertical

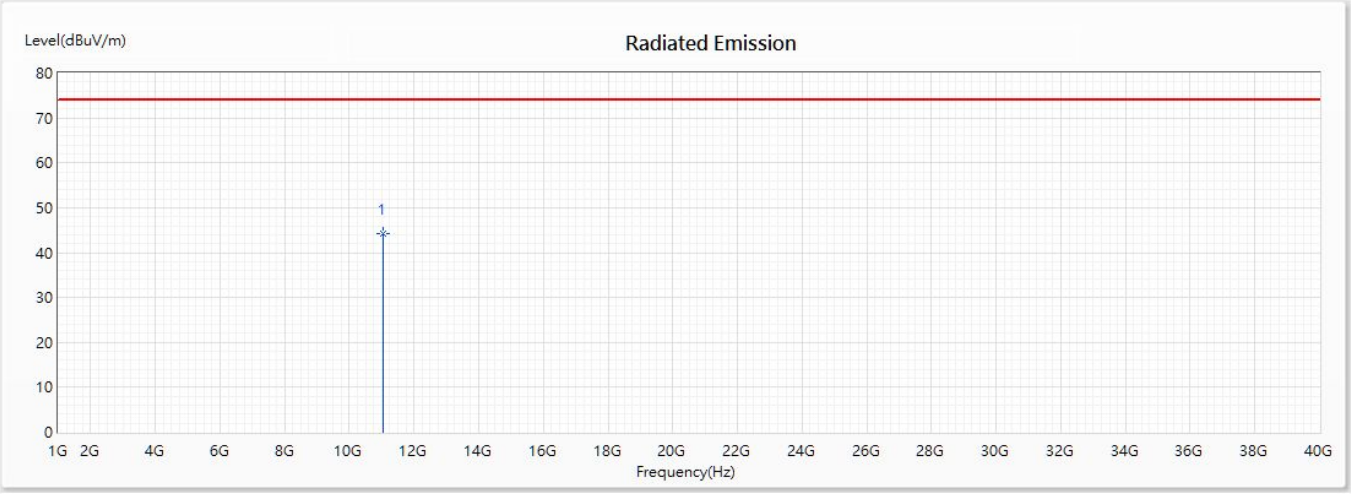

No	Frequency (MHz)	Emission Level (dBuV/m)	Limit (dBuV/m)	Margin (dB)	Reading Level (dBuV)	Correct Factor (dB/m)	Detector Type
* 1	11060	44.15	74.00	-29.85	56.11	-11.96	PK

Note:

1. All Readings below 1GHz are Quasi-Peak, above 1GHz are performed with peak and/or average measurements as necessary.
2. Emission Level = Reading Level + Correct Factor.
3. Correct Factor = Antenna factor + Cable loss –Amplifier gain.
4. The average measurement was not performed when the peak measured data under the limit of average detection.
5. The emission levels of other frequencies are very lower than the limit and not show in test report.

Product	:	Portable computer
Test Item	:	Harmonic Radiated Emission Data
Test Date	:	2020/05/27
Test Mode	:	Mode 21 MIMO: Transmit (802.11ac-80BW_65Mbps) (5690MHz)

Horizontal

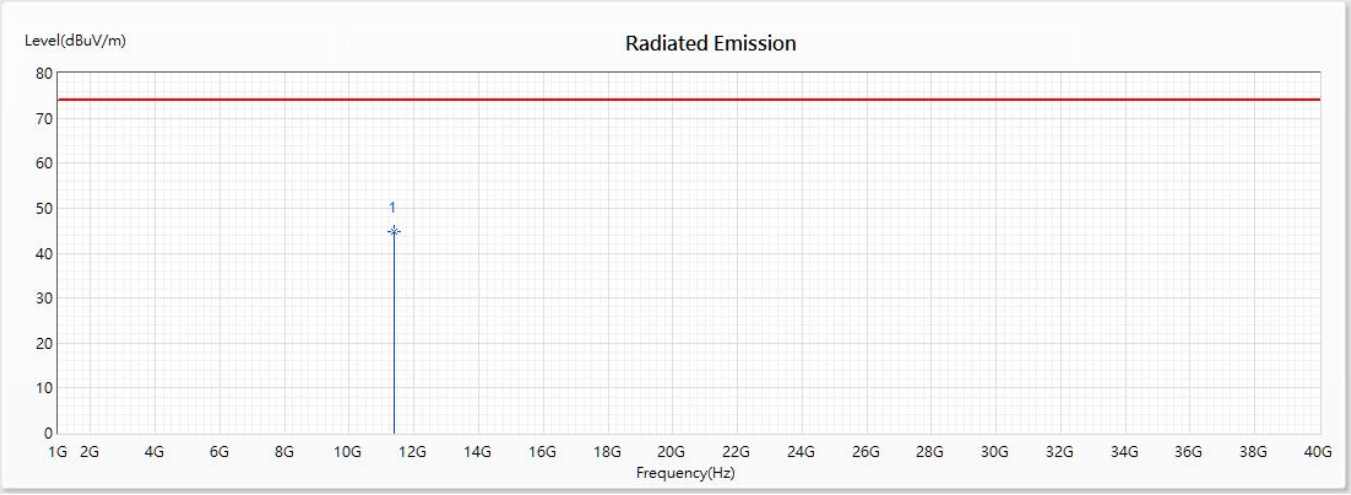

No	Frequency (MHz)	Emission Level (dBuV/m)	Limit (dBuV/m)	Margin (dB)	Reading Level (dBuV)	Correct Factor (dB/m)	Detector Type
* 1	11380	44.79	74.00	-29.21	55.89	-11.10	PK

Note:

1. All Readings below 1GHz are Quasi-Peak, above 1GHz are performed with peak and/or average measurements as necessary.
2. Emission Level = Reading Level + Correct Factor.
3. Correct Factor = Antenna factor + Cable loss –Amplifier gain.
4. The average measurement was not performed when the peak measured data under the limit of average detection.
5. The emission levels of other frequencies are very lower than the limit and not show in test report.

Product	:	Portable computer
Test Item	:	Harmonic Radiated Emission Data
Test Date	:	2020/05/27
Test Mode	:	Mode 21 MIMO: Transmit (802.11ac-80BW_65Mbps) (5690MHz)

Vertical

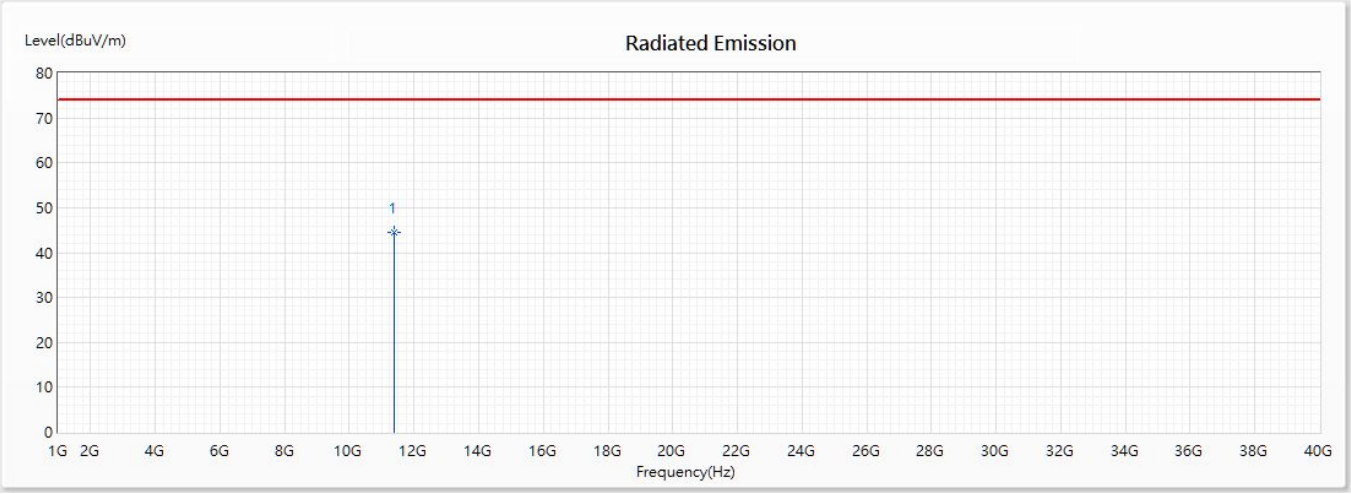

No	Frequency (MHz)	Emission Level (dBuV/m)	Limit (dBuV/m)	Margin (dB)	Reading Level (dBuV)	Correct Factor (dB/m)	Detector Type
* 1	11380	44.58	74.00	-29.42	55.68	-11.10	PK

Note:

1. All Readings below 1GHz are Quasi-Peak, above 1GHz are performed with peak and/or average measurements as necessary.
2. Emission Level = Reading Level + Correct Factor.
3. Correct Factor = Antenna factor + Cable loss –Amplifier gain.
4. The average measurement was not performed when the peak measured data under the limit of average detection.
5. The emission levels of other frequencies are very lower than the limit and not show in test report.

Product	:	Portable computer
Test Item	:	Harmonic Radiated Emission Data
Test Date	:	2020/05/27
Test Mode	:	Mode 21 MIMO: Transmit (802.11ac-80BW_65Mbps) (5775MHz)

Horizontal

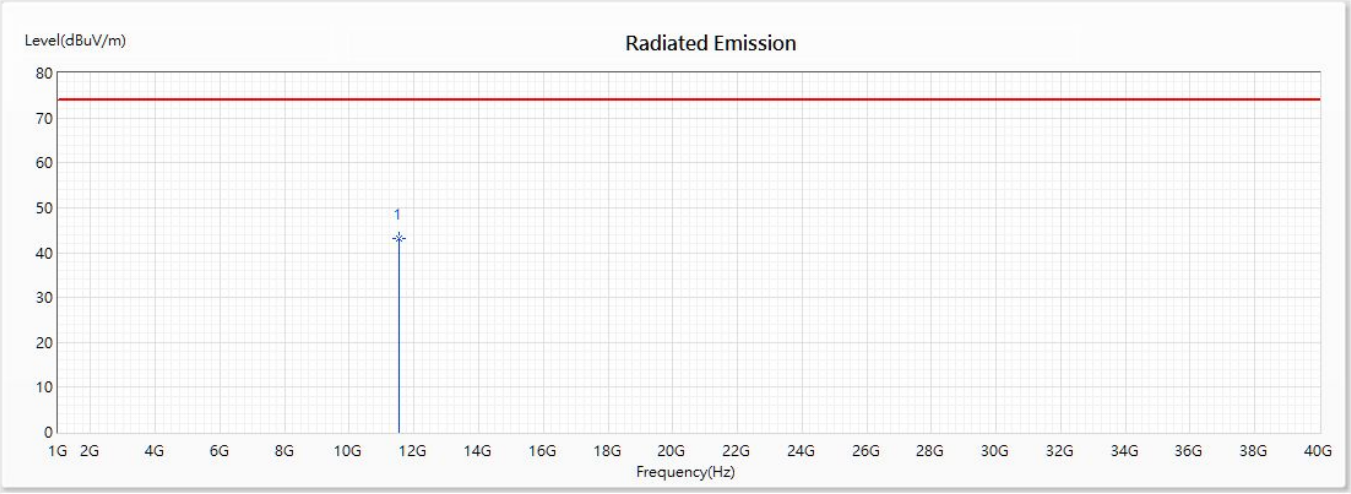

No	Frequency (MHz)	Emission Level (dBuV/m)	Limit (dBuV/m)	Margin (dB)	Reading Level (dBuV)	Correct Factor (dB/m)	Detector Type
* 1	11550	43.17	74.00	-30.83	54.80	-11.63	PK

Note:

1. All Readings below 1GHz are Quasi-Peak, above 1GHz are performed with peak and/or average measurements as necessary.
2. Emission Level = Reading Level + Correct Factor.
3. Correct Factor = Antenna factor + Cable loss –Amplifier gain.
4. The average measurement was not performed when the peak measured data under the limit of average detection.
5. The emission levels of other frequencies are very lower than the limit and not show in test report.

Product	:	Portable computer
Test Item	:	Harmonic Radiated Emission Data
Test Date	:	2020/05/27
Test Mode	:	Mode 21 MIMO: Transmit (802.11ac-80BW_65Mbps) (5775MHz)

Vertical

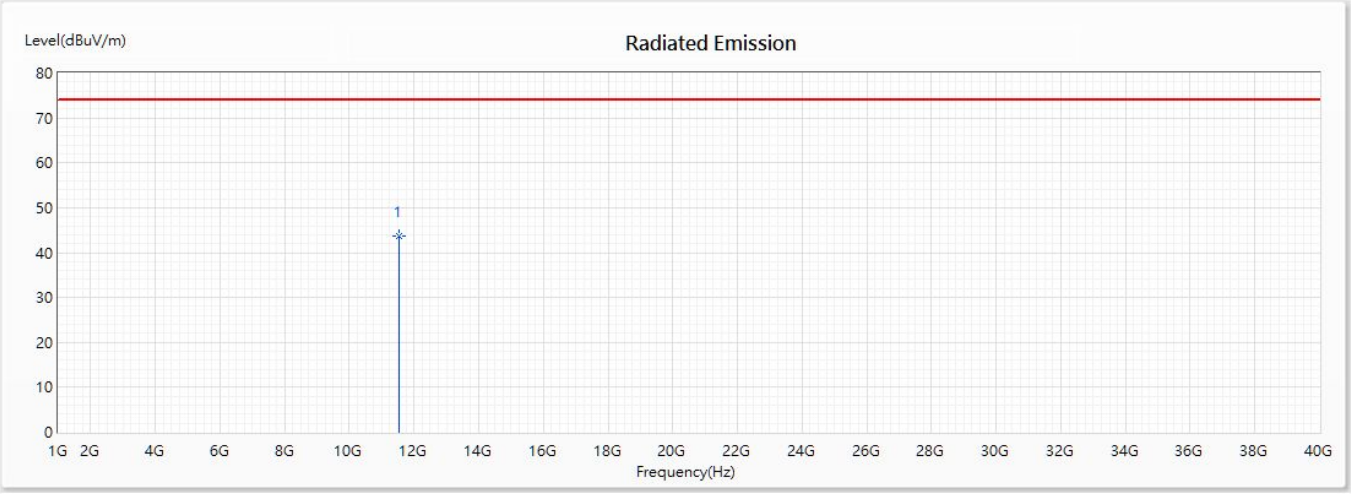

No	Frequency (MHz)	Emission Level (dBuV/m)	Limit (dBuV/m)	Margin (dB)	Reading Level (dBuV)	Correct Factor (dB/m)	Detector Type
* 1	11550	43.75	74.00	-30.25	55.38	-11.63	PK

Note:

1. All Readings below 1GHz are Quasi-Peak, above 1GHz are performed with peak and/or average measurements as necessary.
2. Emission Level = Reading Level + Correct Factor.
3. Correct Factor = Antenna factor + Cable loss –Amplifier gain.
4. The average measurement was not performed when the peak measured data under the limit of average detection.
5. The emission levels of other frequencies are very lower than the limit and not show in test report.

Product	:	Portable computer
Test Item	:	Harmonic Radiated Emission Data
Test Date	:	2020/05/27
Test Mode	:	Mode 22 MIMO: Transmit (802.11ac-160BW_130Mbps) (5250MHz)

Horizontal

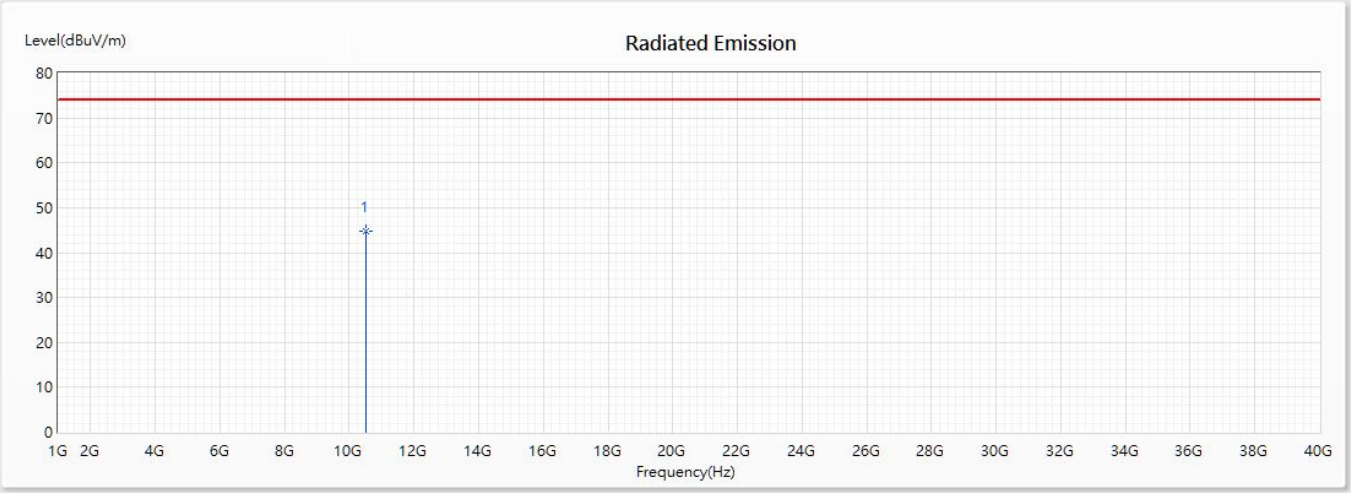

No	Frequency (MHz)	Emission Level (dBuV/m)	Limit (dBuV/m)	Margin (dB)	Reading Level (dBuV)	Correct Factor (dB/m)	Detector Type
* 1	10500	44.79	74.00	-29.21	57.71	-12.92	PK

Note:

1. All Readings below 1GHz are Quasi-Peak, above 1GHz are performed with peak and/or average measurements as necessary.
2. Emission Level = Reading Level + Correct Factor.
3. Correct Factor = Antenna factor + Cable loss –Amplifier gain.
4. The average measurement was not performed when the peak measured data under the limit of average detection.
5. The emission levels of other frequencies are very lower than the limit and not show in test report.

Product	:	Portable computer
Test Item	:	Harmonic Radiated Emission Data
Test Date	:	2020/05/27
Test Mode	:	Mode 22 MIMO: Transmit (802.11ac-160BW_130Mbps) (5250MHz)

Vertical

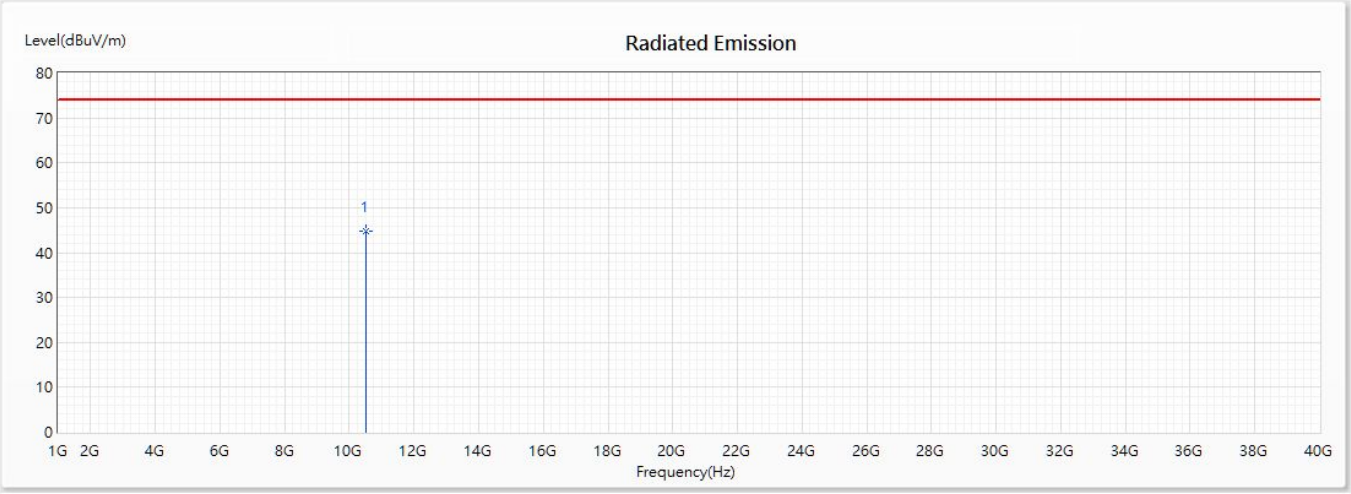

No	Frequency (MHz)	Emission Level (dBuV/m)	Limit (dBuV/m)	Margin (dB)	Reading Level (dBuV)	Correct Factor (dB/m)	Detector Type
* 1	10500	44.87	74.00	-29.13	57.79	-12.92	PK

Note:

1. All Readings below 1GHz are Quasi-Peak, above 1GHz are performed with peak and/or average measurements as necessary.
2. Emission Level = Reading Level + Correct Factor.
3. Correct Factor = Antenna factor + Cable loss –Amplifier gain.
4. The average measurement was not performed when the peak measured data under the limit of average detection.
5. The emission levels of other frequencies are very lower than the limit and not show in test report.

Product	:	Portable computer
Test Item	:	Harmonic Radiated Emission Data
Test Date	:	2020/05/27
Test Mode	:	Mode 22 MIMO: Transmit (802.11ac-160BW_130Mbps) (5570MHz)

Horizontal

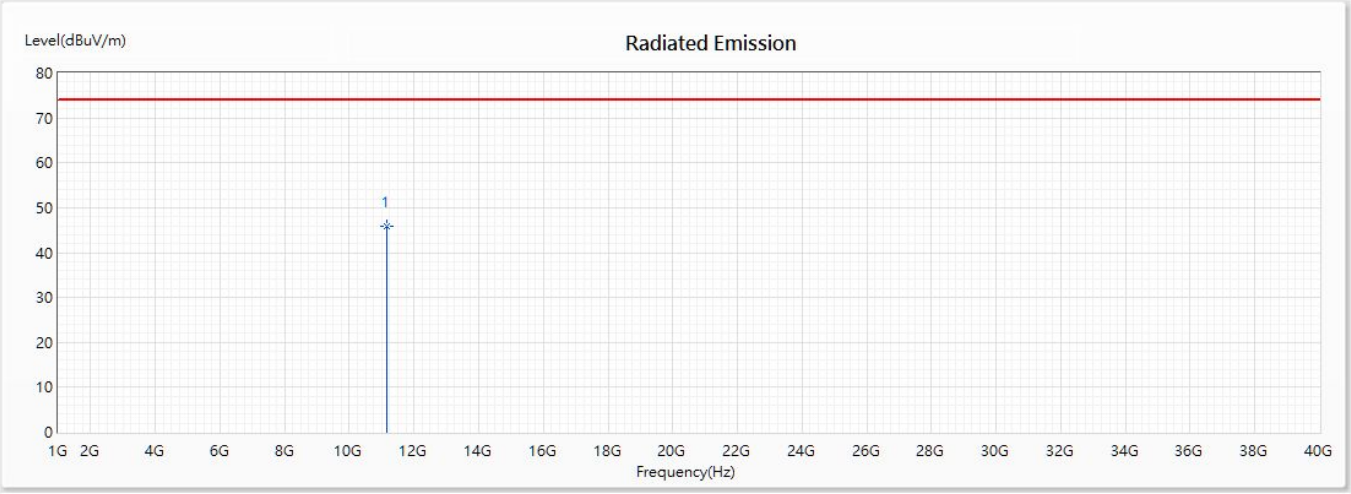

No	Frequency (MHz)	Emission Level (dBuV/m)	Limit (dBuV/m)	Margin (dB)	Reading Level (dBuV)	Correct Factor (dB/m)	Detector Type
* 1	11140	45.98	74.00	-28.02	57.17	-11.19	PK

Note:

1. All Readings below 1GHz are Quasi-Peak, above 1GHz are performed with peak and/or average measurements as necessary.
2. Emission Level = Reading Level + Correct Factor.
3. Correct Factor = Antenna factor + Cable loss –Amplifier gain.
4. The average measurement was not performed when the peak measured data under the limit of average detection.
5. The emission levels of other frequencies are very lower than the limit and not show in test report.

Product	:	Portable computer
Test Item	:	Harmonic Radiated Emission Data
Test Date	:	2020/05/27
Test Mode	:	Mode 22 MIMO: Transmit (802.11ac-160BW_130Mbps) (5570MHz)

Vertical

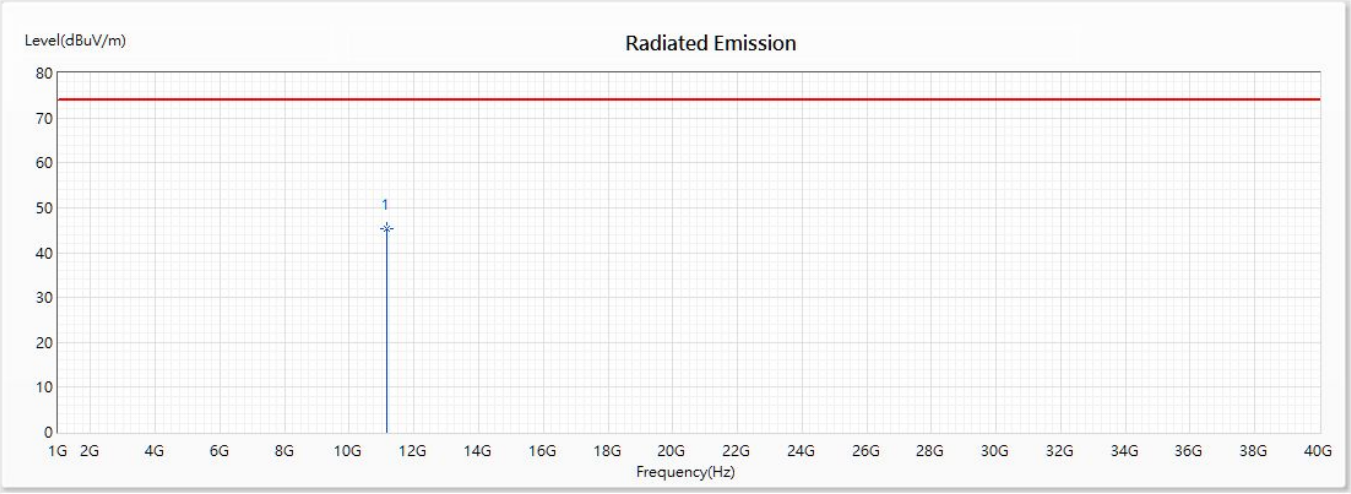

No	Frequency (MHz)	Emission Level (dBuV/m)	Limit (dBuV/m)	Margin (dB)	Reading Level (dBuV)	Correct Factor (dB/m)	Detector Type
* 1	11140	45.37	74.00	-28.63	56.56	-11.19	PK

Note:

1. All Readings below 1GHz are Quasi-Peak, above 1GHz are performed with peak and/or average measurements as necessary.
2. Emission Level = Reading Level + Correct Factor.
3. Correct Factor = Antenna factor + Cable loss –Amplifier gain.
4. The average measurement was not performed when the peak measured data under the limit of average detection.
5. The emission levels of other frequencies are very lower than the limit and not show in test report.

Product	:	Portable computer
Test Item	:	Harmonic Radiated Emission Data
Test Date	:	2020/05/27
Test Mode	:	Mode 23: MIMO: Transmit (802.11ax-20BW_17.2Mbps) (5180MHz)

Horizontal

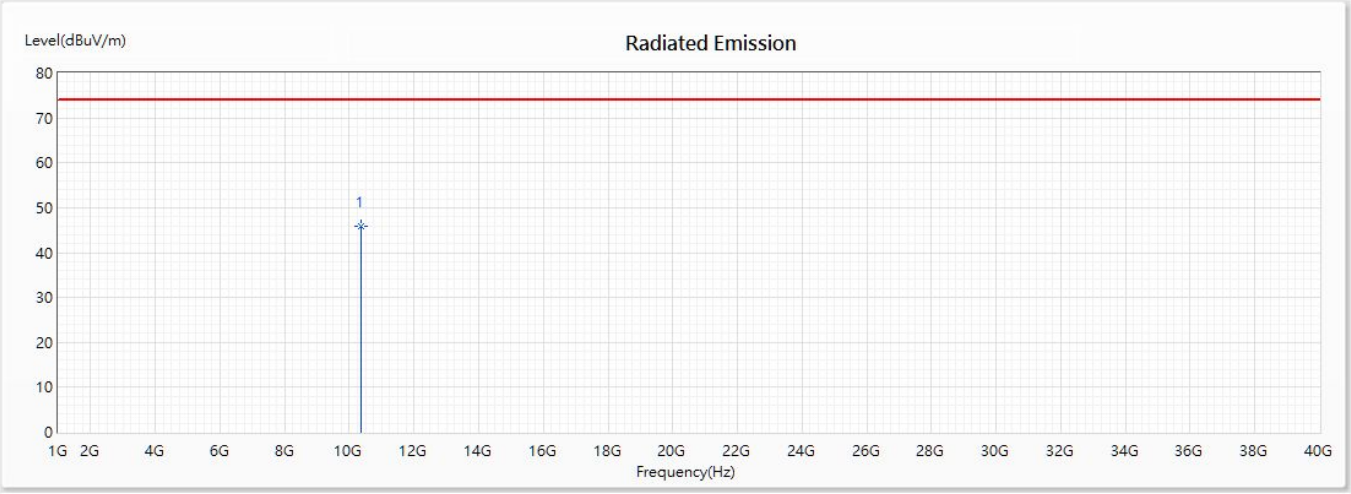

No	Frequency (MHz)	Emission Level (dBuV/m)	Limit (dBuV/m)	Margin (dB)	Reading Level (dBuV)	Correct Factor (dB/m)	Detector Type
* 1	10360	45.83	74.00	-28.17	57.41	-11.58	PK

Note:

1. All Readings below 1GHz are Quasi-Peak, above 1GHz are performed with peak and/or average measurements as necessary.
2. Emission Level = Reading Level + Correct Factor.
3. Correct Factor = Antenna factor + Cable loss –Amplifier gain.
4. The average measurement was not performed when the peak measured data under the limit of average detection.
5. The emission levels of other frequencies are very lower than the limit and not show in test report.

Product	:	Portable computer
Test Item	:	Harmonic Radiated Emission Data
Test Date	:	2020/05/27
Test Mode	:	Mode 23: MIMO: Transmit (802.11ax-20BW_17.2Mbps) (5180MHz)

Vertical

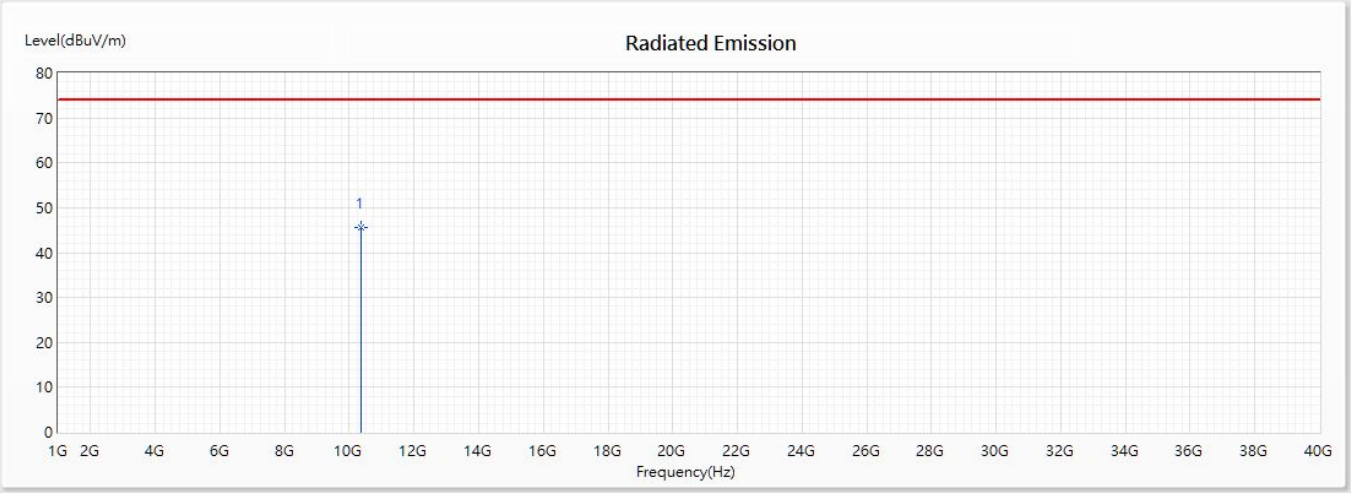

No	Frequency (MHz)	Emission Level (dBuV/m)	Limit (dBuV/m)	Margin (dB)	Reading Level (dBuV)	Correct Factor (dB/m)	Detector Type
* 1	10360	45.67	74.00	-28.33	57.25	-11.58	PK

Note:

1. All Readings below 1GHz are Quasi-Peak, above 1GHz are performed with peak and/or average measurements as necessary.
2. Emission Level = Reading Level + Correct Factor.
3. Correct Factor = Antenna factor + Cable loss –Amplifier gain.
4. The average measurement was not performed when the peak measured data under the limit of average detection.
5. The emission levels of other frequencies are very lower than the limit and not show in test report.

Product	:	Portable computer
Test Item	:	Harmonic Radiated Emission Data
Test Date	:	2020/05/27
Test Mode	:	Mode 23: MIMO: Transmit (802.11ax-20BW_17.2Mbps) (5220MHz)

Horizontal

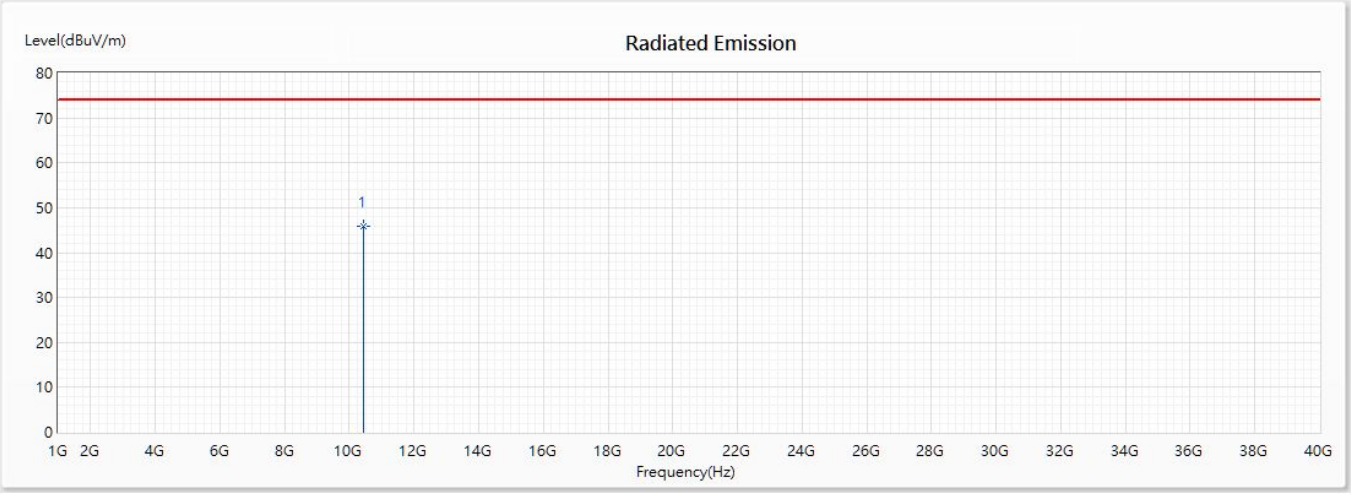

No	Frequency (MHz)	Emission Level (dBuV/m)	Limit (dBuV/m)	Margin (dB)	Reading Level (dBuV)	Correct Factor (dB/m)	Detector Type
* 1	10440	45.98	74.00	-28.02	58.33	-12.35	PK

Note:

1. All Readings below 1GHz are Quasi-Peak, above 1GHz are performed with peak and/or average measurements as necessary.
2. Emission Level = Reading Level + Correct Factor.
3. Correct Factor = Antenna factor + Cable loss –Amplifier gain.
4. The average measurement was not performed when the peak measured data under the limit of average detection.
5. The emission levels of other frequencies are very lower than the limit and not show in test report.

Product	:	Portable computer
Test Item	:	Harmonic Radiated Emission Data
Test Date	:	2020/05/27
Test Mode	:	Mode 23: MIMO: Transmit (802.11ax-20BW_17.2Mbps) (5220MHz)

Vertical

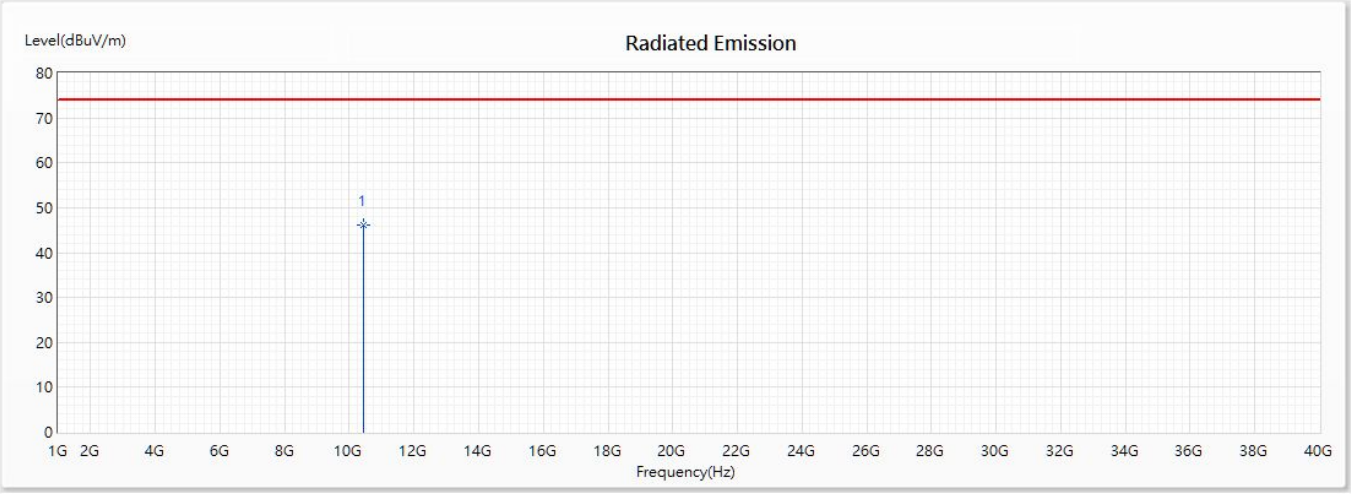

No	Frequency (MHz)	Emission Level (dBuV/m)	Limit (dBuV/m)	Margin (dB)	Reading Level (dBuV)	Correct Factor (dB/m)	Detector Type
* 1	10440	46.15	74.00	-27.85	58.50	-12.35	PK

Note:

1. All Readings below 1GHz are Quasi-Peak, above 1GHz are performed with peak and/or average measurements as necessary.
2. Emission Level = Reading Level + Correct Factor.
3. Correct Factor = Antenna factor + Cable loss –Amplifier gain.
4. The average measurement was not performed when the peak measured data under the limit of average detection.
5. The emission levels of other frequencies are very lower than the limit and not show in test report.

Product	:	Portable computer
Test Item	:	Harmonic Radiated Emission Data
Test Date	:	2020/05/27
Test Mode	:	Mode 23: MIMO: Transmit (802.11ax-20BW_17.2Mbps) (5240MHz)

Horizontal

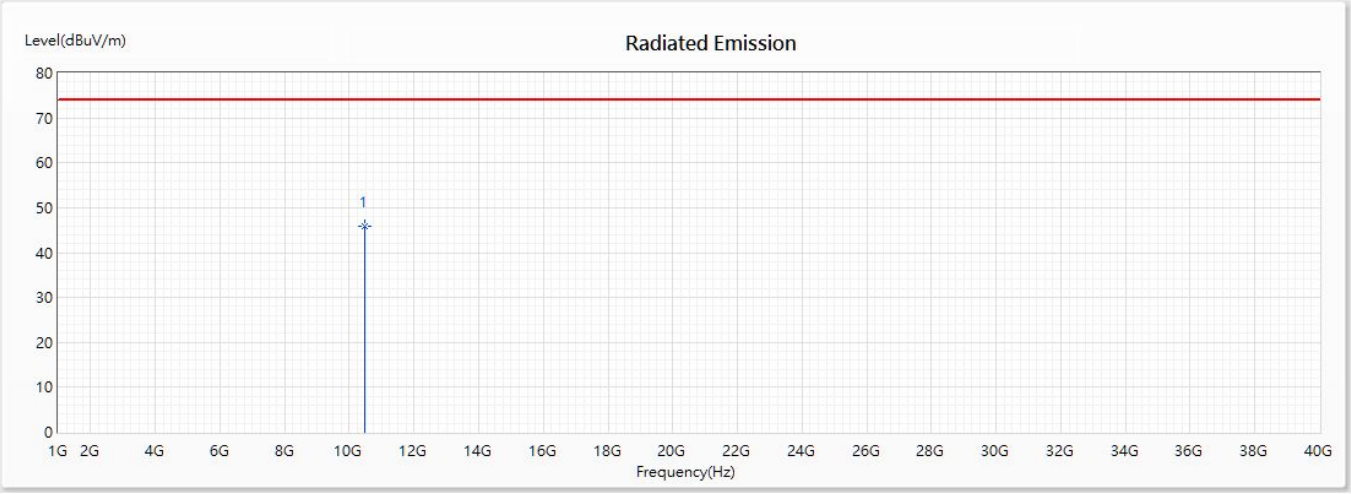

No	Frequency (MHz)	Emission Level (dBuV/m)	Limit (dBuV/m)	Margin (dB)	Reading Level (dBuV)	Correct Factor (dB/m)	Detector Type
* 1	10480	45.96	74.00	-28.04	58.69	-12.73	PK

Note:

1. All Readings below 1GHz are Quasi-Peak, above 1GHz are performed with peak and/or average measurements as necessary.
2. Emission Level = Reading Level + Correct Factor.
3. Correct Factor = Antenna factor + Cable loss –Amplifier gain.
4. The average measurement was not performed when the peak measured data under the limit of average detection.
5. The emission levels of other frequencies are very lower than the limit and not show in test report.

Product	:	Portable computer
Test Item	:	Harmonic Radiated Emission Data
Test Date	:	2020/05/27
Test Mode	:	Mode 23: MIMO: Transmit (802.11ax-20BW_17.2Mbps) (5240MHz)

Vertical

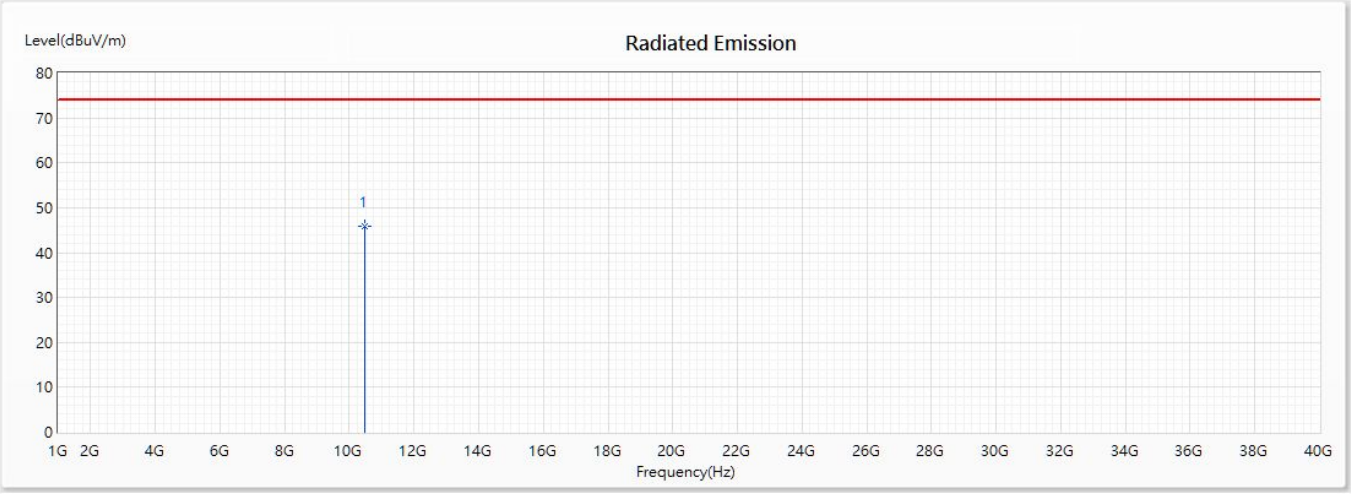

No	Frequency (MHz)	Emission Level (dBuV/m)	Limit (dBuV/m)	Margin (dB)	Reading Level (dBuV)	Correct Factor (dB/m)	Detector Type
* 1	10480	45.98	74.00	-28.02	58.71	-12.73	PK

Note:

1. All Readings below 1GHz are Quasi-Peak, above 1GHz are performed with peak and/or average measurements as necessary.
2. Emission Level = Reading Level + Correct Factor.
3. Correct Factor = Antenna factor + Cable loss –Amplifier gain.
4. The average measurement was not performed when the peak measured data under the limit of average detection.
5. The emission levels of other frequencies are very lower than the limit and not show in test report.

Product	:	Portable computer
Test Item	:	Harmonic Radiated Emission Data
Test Date	:	2020/05/27
Test Mode	:	Mode 23: MIMO: Transmit (802.11ax-20BW_17.2Mbps) (5260MHz)

Horizontal

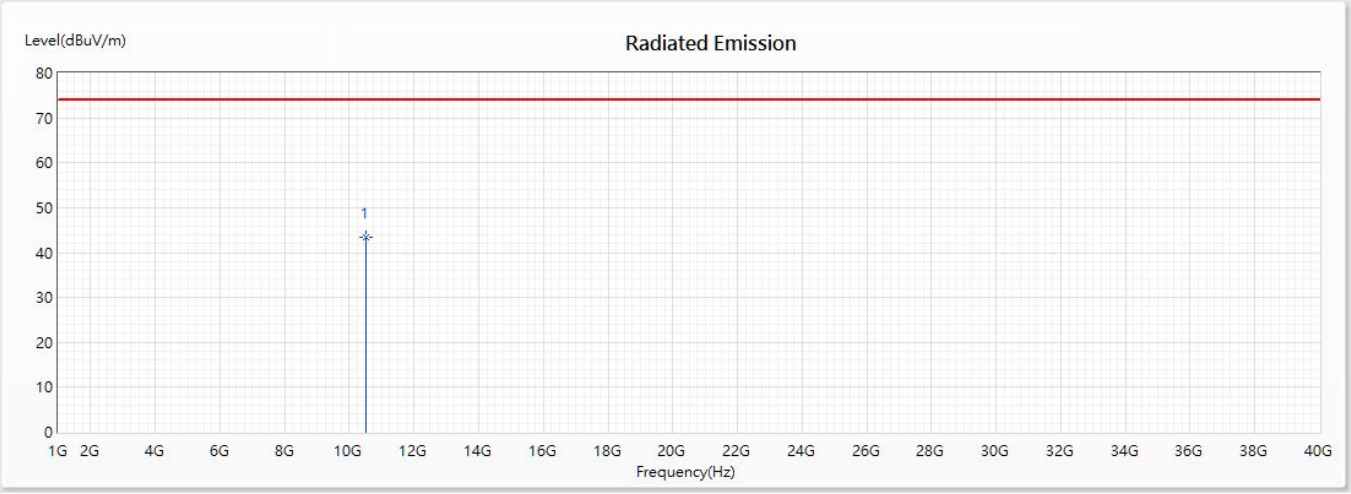

No	Frequency (MHz)	Emission Level (dBuV/m)	Limit (dBuV/m)	Margin (dB)	Reading Level (dBuV)	Correct Factor (dB/m)	Detector Type
* 1	10520	43.46	74.00	-30.54	56.52	-13.06	PK

Note:

1. All Readings below 1GHz are Quasi-Peak, above 1GHz are performed with peak and/or average measurements as necessary.
2. Emission Level = Reading Level + Correct Factor.
3. Correct Factor = Antenna factor + Cable loss –Amplifier gain.
4. The average measurement was not performed when the peak measured data under the limit of average detection.
5. The emission levels of other frequencies are very lower than the limit and not show in test report.

Product	:	Portable computer
Test Item	:	Harmonic Radiated Emission Data
Test Date	:	2020/05/27
Test Mode	:	Mode 23: MIMO: Transmit (802.11ax-20BW_17.2Mbps) (5260MHz)

Vertical

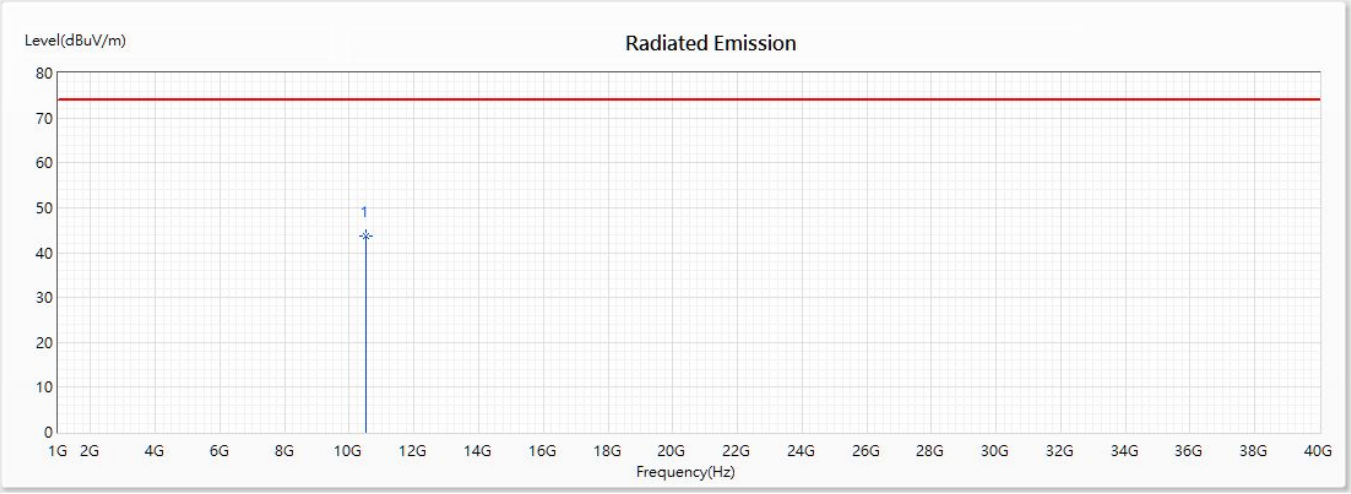

No	Frequency (MHz)	Emission Level (dBuV/m)	Limit (dBuV/m)	Margin (dB)	Reading Level (dBuV)	Correct Factor (dB/m)	Detector Type
* 1	10520	43.61	74.00	-30.39	56.67	-13.06	PK

Note:

1. All Readings below 1GHz are Quasi-Peak, above 1GHz are performed with peak and/or average measurements as necessary.
2. Emission Level = Reading Level + Correct Factor.
3. Correct Factor = Antenna factor + Cable loss –Amplifier gain.
4. The average measurement was not performed when the peak measured data under the limit of average detection.
5. The emission levels of other frequencies are very lower than the limit and not show in test report.

Product	:	Portable computer
Test Item	:	Harmonic Radiated Emission Data
Test Date	:	2020/05/27
Test Mode	:	Mode 23: MIMO: Transmit (802.11ax-20BW_17.2Mbps) (5300MHz)

Horizontal

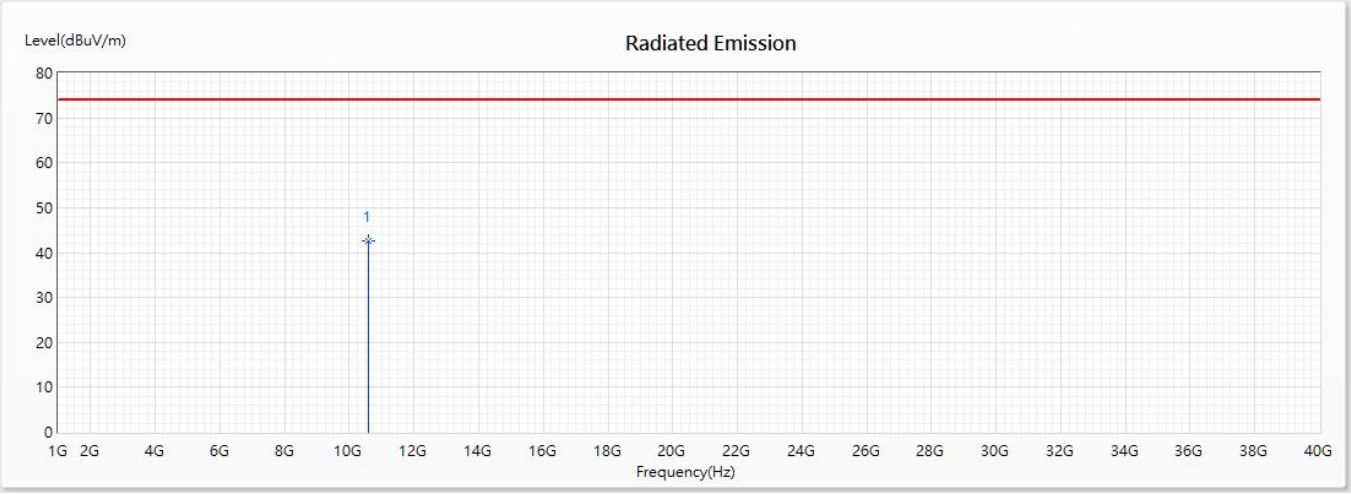

No	Frequency (MHz)	Emission Level (dBuV/m)	Limit (dBuV/m)	Margin (dB)	Reading Level (dBuV)	Correct Factor (dB/m)	Detector Type
* 1	10600	42.66	74.00	-31.34	56.31	-13.65	PK

Note:

1. All Readings below 1GHz are Quasi-Peak, above 1GHz are performed with peak and/or average measurements as necessary.
2. Emission Level = Reading Level + Correct Factor.
3. Correct Factor = Antenna factor + Cable loss –Amplifier gain.
4. The average measurement was not performed when the peak measured data under the limit of average detection.
5. The emission levels of other frequencies are very lower than the limit and not show in test report.

Product	:	Portable computer
Test Item	:	Harmonic Radiated Emission Data
Test Date	:	2020/05/27
Test Mode	:	Mode 23: MIMO: Transmit (802.11ax-20BW_17.2Mbps) (5300MHz)

Vertical

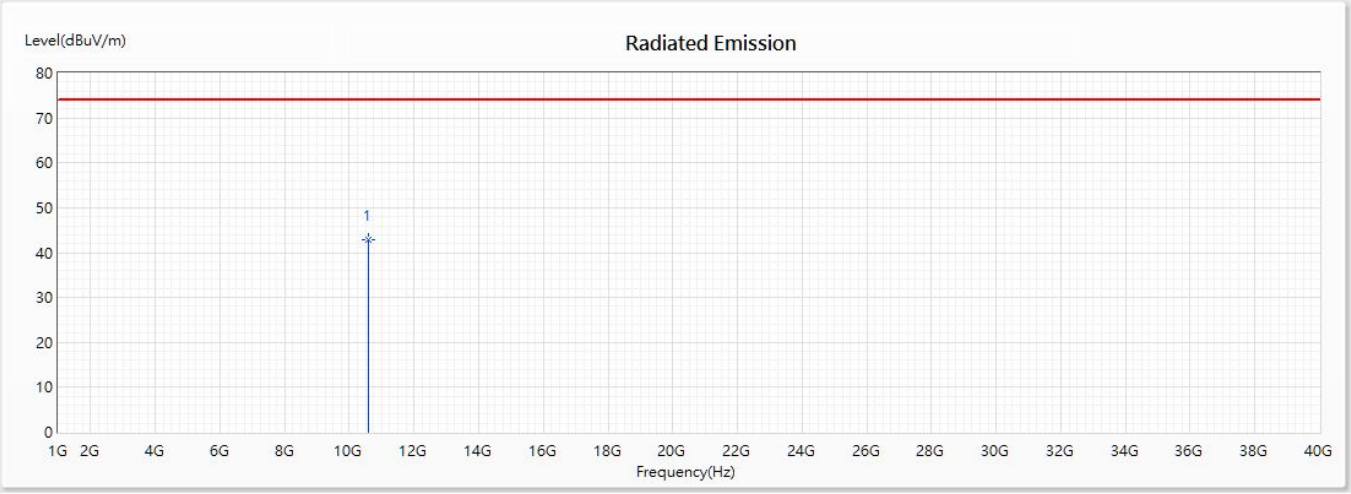

No	Frequency (MHz)	Emission Level (dBuV/m)	Limit (dBuV/m)	Margin (dB)	Reading Level (dBuV)	Correct Factor (dB/m)	Detector Type
* 1	10600	42.81	74.00	-31.19	56.46	-13.65	PK

Note:

1. All Readings below 1GHz are Quasi-Peak, above 1GHz are performed with peak and/or average measurements as necessary.
2. Emission Level = Reading Level + Correct Factor.
3. Correct Factor = Antenna factor + Cable loss –Amplifier gain.
4. The average measurement was not performed when the peak measured data under the limit of average detection.
5. The emission levels of other frequencies are very lower than the limit and not show in test report.

Product	:	Portable computer
Test Item	:	Harmonic Radiated Emission Data
Test Date	:	2020/05/27
Test Mode	:	Mode 23: MIMO: Transmit (802.11ax-20BW_17.2Mbps) (5320MHz)

Horizontal

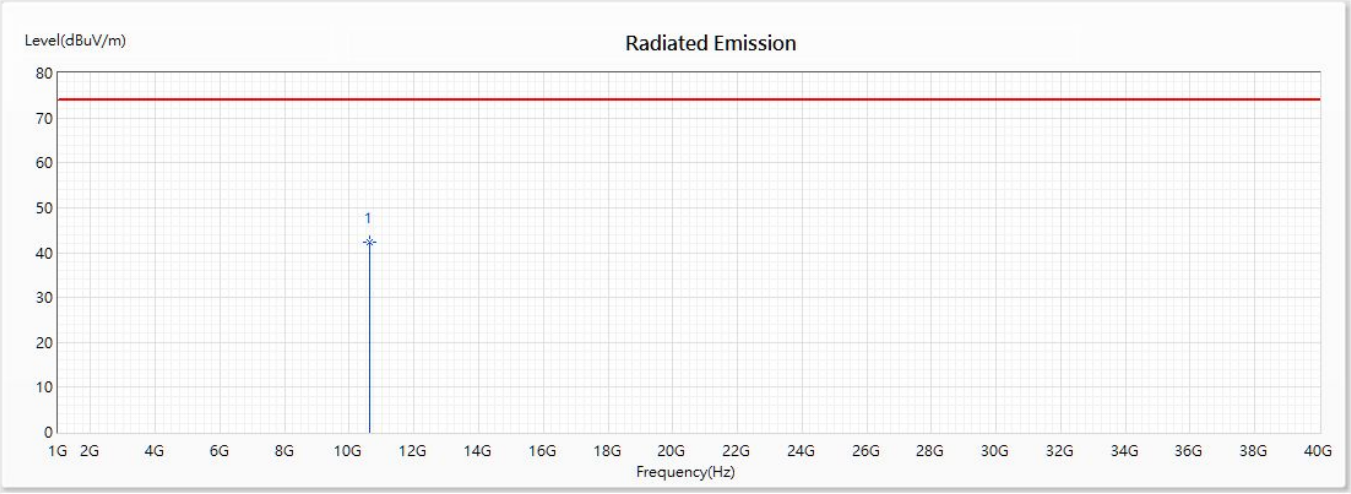

No	Frequency (MHz)	Emission Level (dBuV/m)	Limit (dBuV/m)	Margin (dB)	Reading Level (dBuV)	Correct Factor (dB/m)	Detector Type
* 1	10640	42.35	74.00	-31.65	56.34	-13.99	PK

Note:

1. All Readings below 1GHz are Quasi-Peak, above 1GHz are performed with peak and/or average measurements as necessary.
2. Emission Level = Reading Level + Correct Factor.
3. Correct Factor = Antenna factor + Cable loss –Amplifier gain.
4. The average measurement was not performed when the peak measured data under the limit of average detection.
5. The emission levels of other frequencies are very lower than the limit and not show in test report.

Product	:	Portable computer
Test Item	:	Harmonic Radiated Emission Data
Test Date	:	2020/05/27
Test Mode	:	Mode 23: MIMO: Transmit (802.11ax-20BW_17.2Mbps) (5320MHz)

Vertical

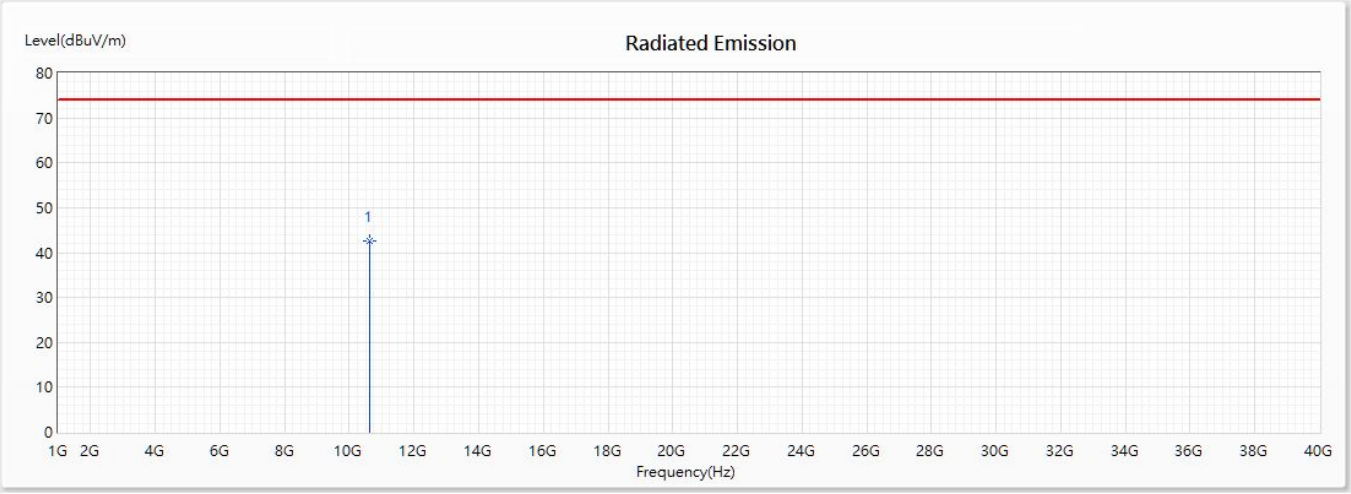

No	Frequency (MHz)	Emission Level (dBuV/m)	Limit (dBuV/m)	Margin (dB)	Reading Level (dBuV)	Correct Factor (dB/m)	Detector Type
* 1	10640	42.47	74.00	-31.53	56.46	-13.99	PK

Note:

1. All Readings below 1GHz are Quasi-Peak, above 1GHz are performed with peak and/or average measurements as necessary.
2. Emission Level = Reading Level + Correct Factor.
3. Correct Factor = Antenna factor + Cable loss –Amplifier gain.
4. The average measurement was not performed when the peak measured data under the limit of average detection.
5. The emission levels of other frequencies are very lower than the limit and not show in test report.

Product	:	Portable computer
Test Item	:	Harmonic Radiated Emission Data
Test Date	:	2020/05/27
Test Mode	:	Mode 23: MIMO: Transmit (802.11ax-20BW_17.2Mbps) (5500MHz)

Horizontal

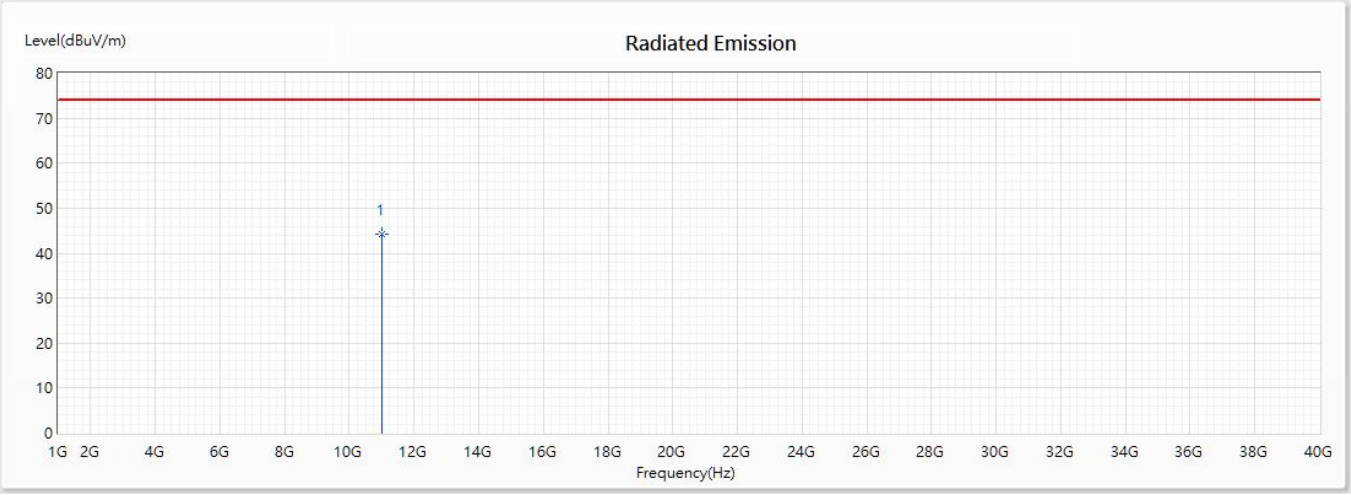

No	Frequency (MHz)	Emission Level (dBuV/m)	Limit (dBuV/m)	Margin (dB)	Reading Level (dBuV)	Correct Factor (dB/m)	Detector Type
* 1	11000	44.32	74.00	-29.68	56.82	-12.50	PK

Note:

1. All Readings below 1GHz are Quasi-Peak, above 1GHz are performed with peak and/or average measurements as necessary.
2. Emission Level = Reading Level + Correct Factor.
3. Correct Factor = Antenna factor + Cable loss –Amplifier gain.
4. The average measurement was not performed when the peak measured data under the limit of average detection.
5. The emission levels of other frequencies are very lower than the limit and not show in test report.

Product	:	Portable computer
Test Item	:	Harmonic Radiated Emission Data
Test Date	:	2020/05/27
Test Mode	:	Mode 23: MIMO: Transmit (802.11ax-20BW_17.2Mbps) (5500MHz)

Vertical

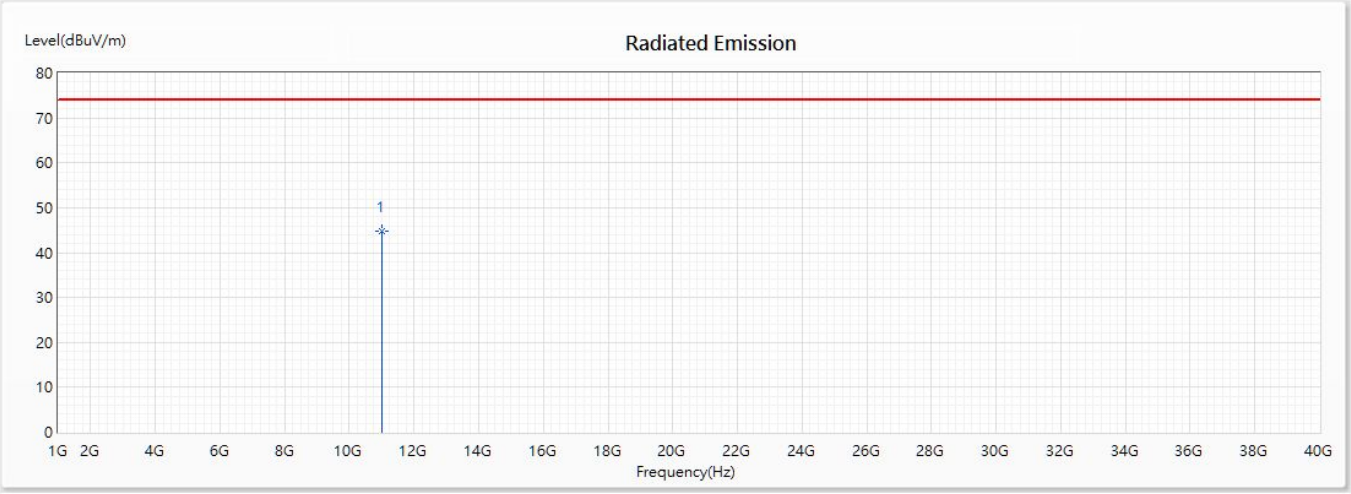

No	Frequency (MHz)	Emission Level (dBuV/m)	Limit (dBuV/m)	Margin (dB)	Reading Level (dBuV)	Correct Factor (dB/m)	Detector Type
* 1	11000	44.66	74.00	-29.34	57.16	-12.50	PK

Note:

1. All Readings below 1GHz are Quasi-Peak, above 1GHz are performed with peak and/or average measurements as necessary.
2. Emission Level = Reading Level + Correct Factor.
3. Correct Factor = Antenna factor + Cable loss –Amplifier gain.
4. The average measurement was not performed when the peak measured data under the limit of average detection.
5. The emission levels of other frequencies are very lower than the limit and not show in test report.

Product	:	Portable computer
Test Item	:	Harmonic Radiated Emission Data
Test Date	:	2020/05/27
Test Mode	:	Mode 23: MIMO: Transmit (802.11ax-20BW_17.2Mbps) (5580MHz)

Horizontal

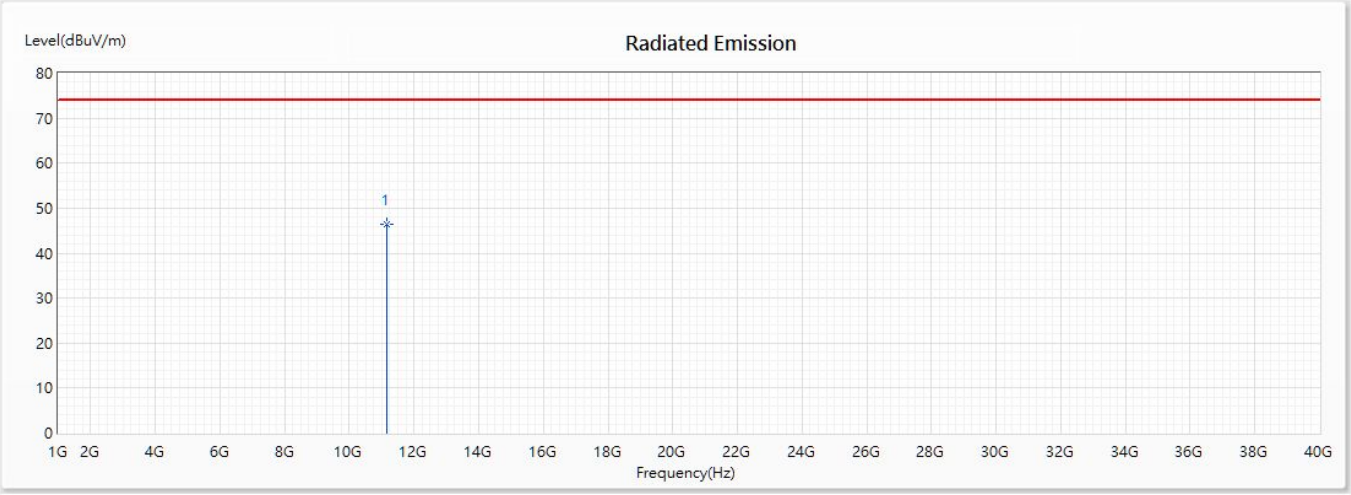

No	Frequency (MHz)	Emission Level (dBuV/m)	Limit (dBuV/m)	Margin (dB)	Reading Level (dBuV)	Correct Factor (dB/m)	Detector Type
* 1	11160	46.38	74.00	-27.62	57.38	-11.00	PK

Note:

1. All Readings below 1GHz are Quasi-Peak, above 1GHz are performed with peak and/or average measurements as necessary.
2. Emission Level = Reading Level + Correct Factor.
3. Correct Factor = Antenna factor + Cable loss –Amplifier gain.
4. The average measurement was not performed when the peak measured data under the limit of average detection.
5. The emission levels of other frequencies are very lower than the limit and not show in test report.

Product	:	Portable computer
Test Item	:	Harmonic Radiated Emission Data
Test Date	:	2020/05/27
Test Mode	:	Mode 23: MIMO: Transmit (802.11ax-20BW_17.2Mbps) (5580MHz)

Vertical

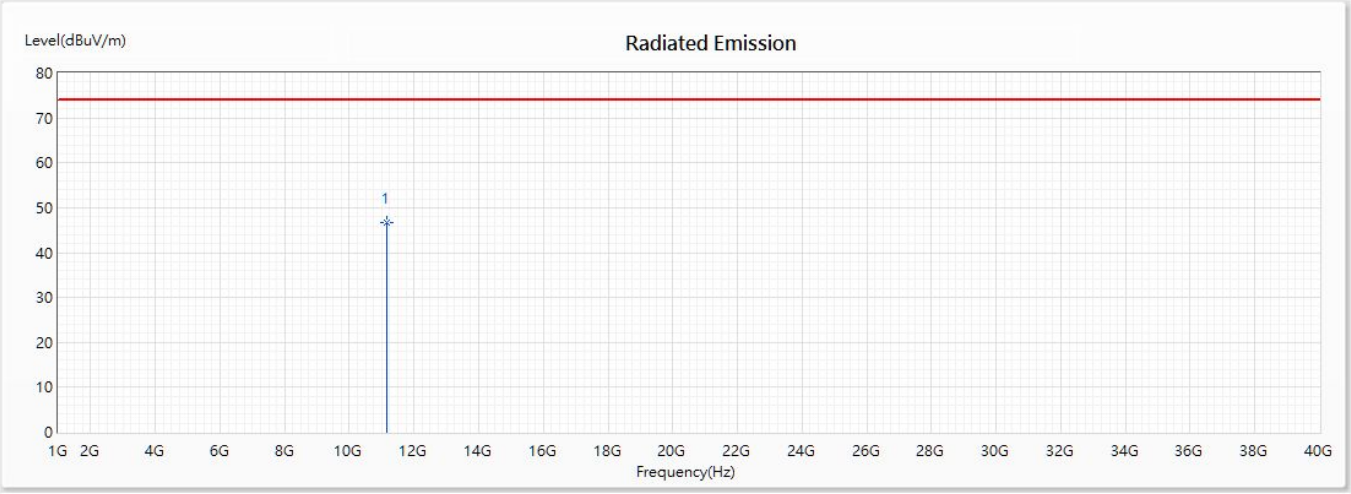

No	Frequency (MHz)	Emission Level (dBuV/m)	Limit (dBuV/m)	Margin (dB)	Reading Level (dBuV)	Correct Factor (dB/m)	Detector Type
* 1	11160	46.65	74.00	-27.35	57.65	-11.00	PK

Note:

1. All Readings below 1GHz are Quasi-Peak, above 1GHz are performed with peak and/or average measurements as necessary.
2. Emission Level = Reading Level + Correct Factor.
3. Correct Factor = Antenna factor + Cable loss –Amplifier gain.
4. The average measurement was not performed when the peak measured data under the limit of average detection.
5. The emission levels of other frequencies are very lower than the limit and not show in test report.

Product	:	Portable computer
Test Item	:	Harmonic Radiated Emission Data
Test Date	:	2020/05/27
Test Mode	:	Mode 23: MIMO: Transmit (802.11ax-20BW_17.2Mbps) (5700MHz)

Horizontal

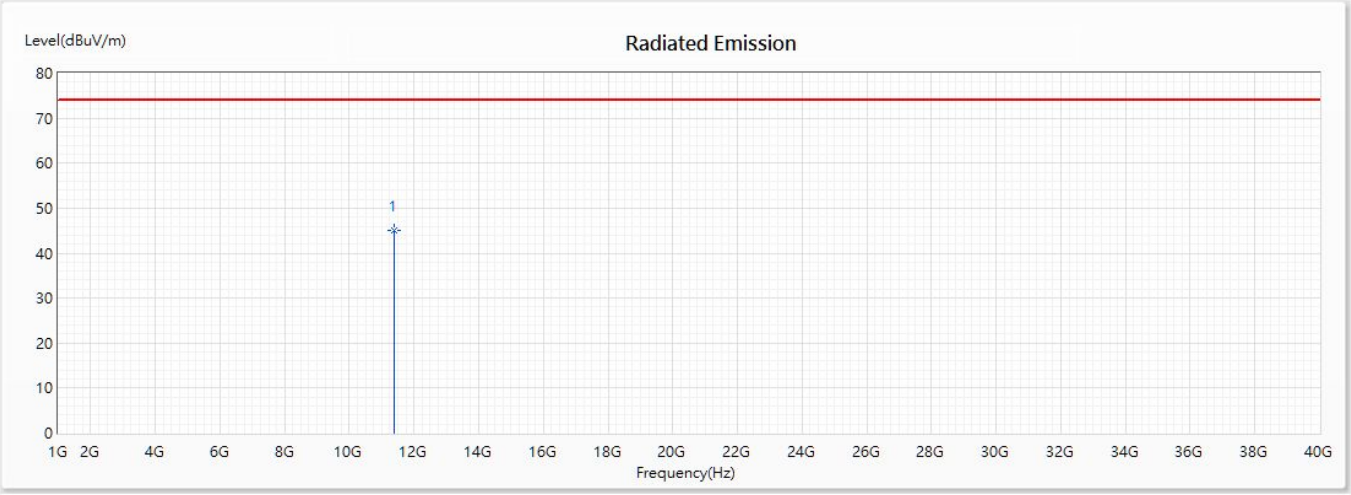

No	Frequency (MHz)	Emission Level (dBuV/m)	Limit (dBuV/m)	Margin (dB)	Reading Level (dBuV)	Correct Factor (dB/m)	Detector Type
* 1	11400	45.11	74.00	-28.89	56.34	-11.23	PK

Note:

1. All Readings below 1GHz are Quasi-Peak, above 1GHz are performed with peak and/or average measurements as necessary.
2. Emission Level = Reading Level + Correct Factor.
3. Correct Factor = Antenna factor + Cable loss –Amplifier gain.
4. The average measurement was not performed when the peak measured data under the limit of average detection.
5. The emission levels of other frequencies are very lower than the limit and not show in test report.

Product	:	Portable computer
Test Item	:	Harmonic Radiated Emission Data
Test Date	:	2020/05/27
Test Mode	:	Mode 23: MIMO: Transmit (802.11ax-20BW_17.2Mbps) (5700MHz)

Vertical

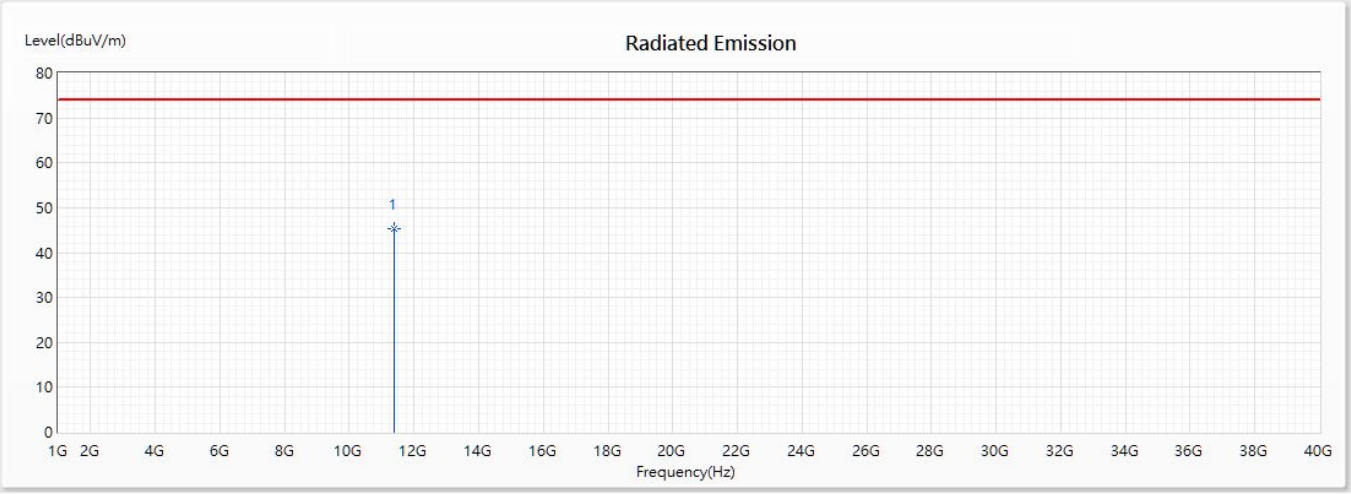

No	Frequency (MHz)	Emission Level (dBuV/m)	Limit (dBuV/m)	Margin (dB)	Reading Level (dBuV)	Correct Factor (dB/m)	Detector Type
* 1	11400	45.27	74.00	-28.73	56.50	-11.23	PK

Note:

1. All Readings below 1GHz are Quasi-Peak, above 1GHz are performed with peak and/or average measurements as necessary.
2. Emission Level = Reading Level + Correct Factor.
3. Correct Factor = Antenna factor + Cable loss –Amplifier gain.
4. The average measurement was not performed when the peak measured data under the limit of average detection.
5. The emission levels of other frequencies are very lower than the limit and not show in test report.

Product	:	Portable computer
Test Item	:	Harmonic Radiated Emission Data
Test Date	:	2020/05/27
Test Mode	:	Mode 23: MIMO: Transmit (802.11ax-20BW_17.2Mbps) (5720MHz)

Horizontal

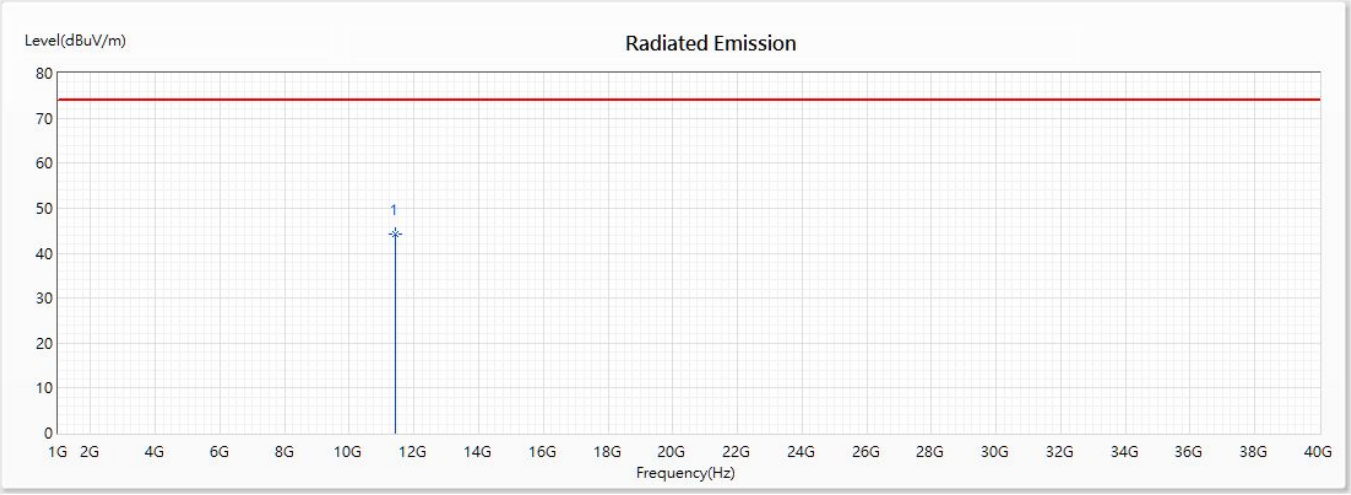

No	Frequency (MHz)	Emission Level (dBuV/m)	Limit (dBuV/m)	Margin (dB)	Reading Level (dBuV)	Correct Factor (dB/m)	Detector Type
* 1	11440	44.25	74.00	-29.75	55.76	-11.51	PK

Note:

1. All Readings below 1GHz are Quasi-Peak, above 1GHz are performed with peak and/or average measurements as necessary.
2. Emission Level = Reading Level + Correct Factor.
3. Correct Factor = Antenna factor + Cable loss –Amplifier gain.
4. The average measurement was not performed when the peak measured data under the limit of average detection.
5. The emission levels of other frequencies are very lower than the limit and not show in test report.

Product	:	Portable computer
Test Item	:	Harmonic Radiated Emission Data
Test Date	:	2020/05/27
Test Mode	:	Mode 23: MIMO: Transmit (802.11ax-20BW_17.2Mbps) (5720MHz)

Vertical

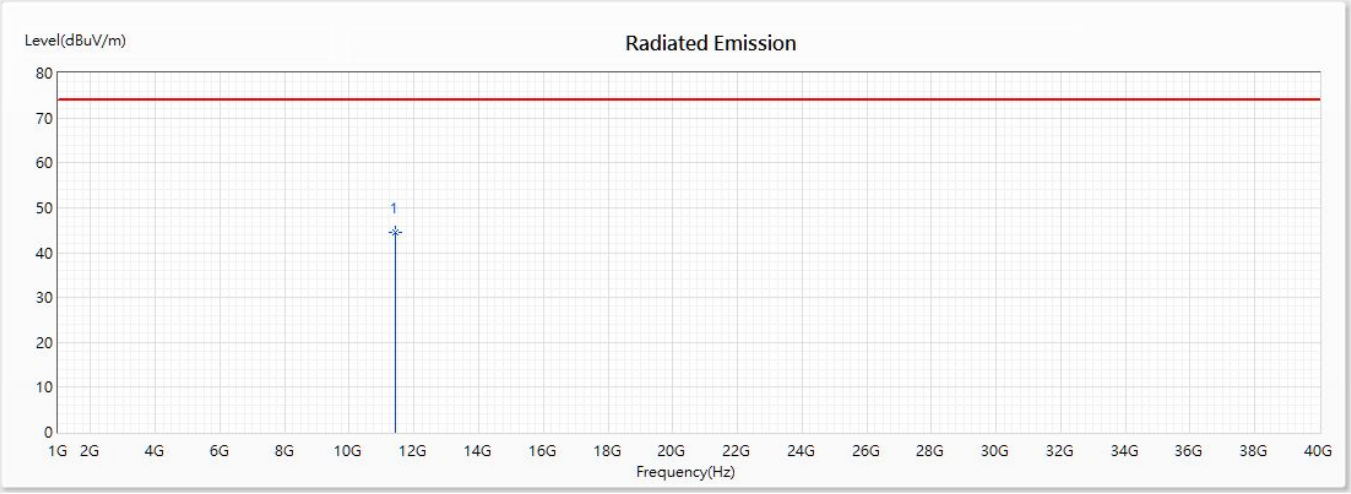

No	Frequency (MHz)	Emission Level (dBuV/m)	Limit (dBuV/m)	Margin (dB)	Reading Level (dBuV)	Correct Factor (dB/m)	Detector Type
* 1	11440	44.52	74.00	-29.48	56.03	-11.51	PK

Note:

1. All Readings below 1GHz are Quasi-Peak, above 1GHz are performed with peak and/or average measurements as necessary.
2. Emission Level = Reading Level + Correct Factor.
3. Correct Factor = Antenna factor + Cable loss –Amplifier gain.
4. The average measurement was not performed when the peak measured data under the limit of average detection.
5. The emission levels of other frequencies are very lower than the limit and not show in test report.

Product	:	Portable computer
Test Item	:	Harmonic Radiated Emission Data
Test Date	:	2020/05/27
Test Mode	:	Mode 23: MIMO: Transmit (802.11ax-20BW_17.2Mbps) (5745MHz)

Horizontal

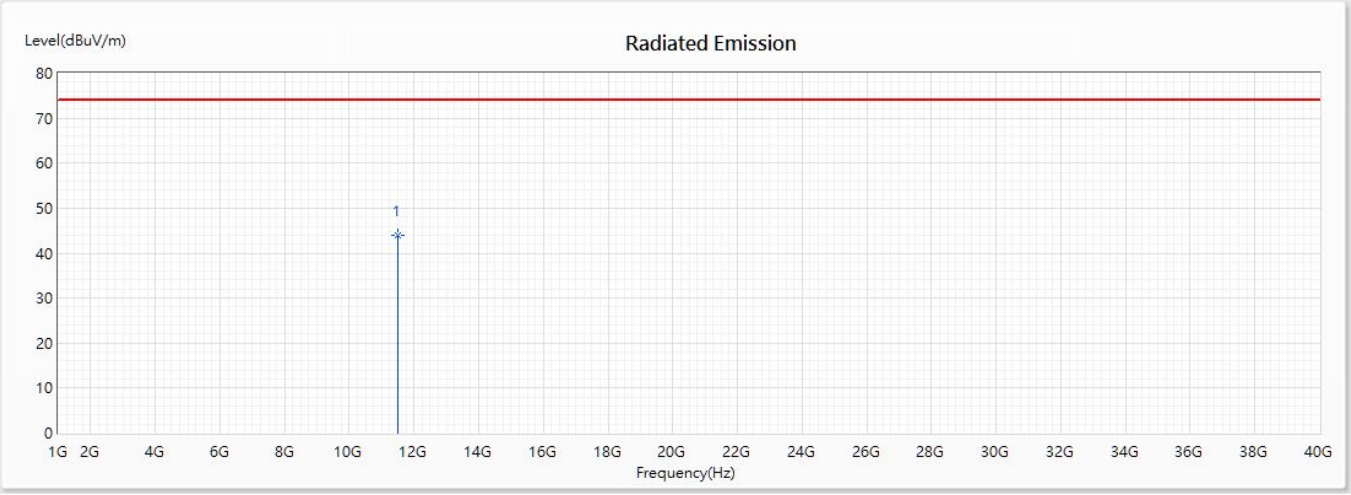

No	Frequency (MHz)	Emission Level (dBuV/m)	Limit (dBuV/m)	Margin (dB)	Reading Level (dBuV)	Correct Factor (dB/m)	Detector Type
* 1	11490	43.95	74.00	-30.05	55.81	-11.86	PK

Note:

1. All Readings below 1GHz are Quasi-Peak, above 1GHz are performed with peak and/or average measurements as necessary.
2. Emission Level = Reading Level + Correct Factor.
3. Correct Factor = Antenna factor + Cable loss –Amplifier gain.
4. The average measurement was not performed when the peak measured data under the limit of average detection.
5. The emission levels of other frequencies are very lower than the limit and not show in test report.

Product	:	Portable computer
Test Item	:	Harmonic Radiated Emission Data
Test Date	:	2020/05/27
Test Mode	:	Mode 23: MIMO: Transmit (802.11ax-20BW_17.2Mbps) (5745MHz)

Vertical

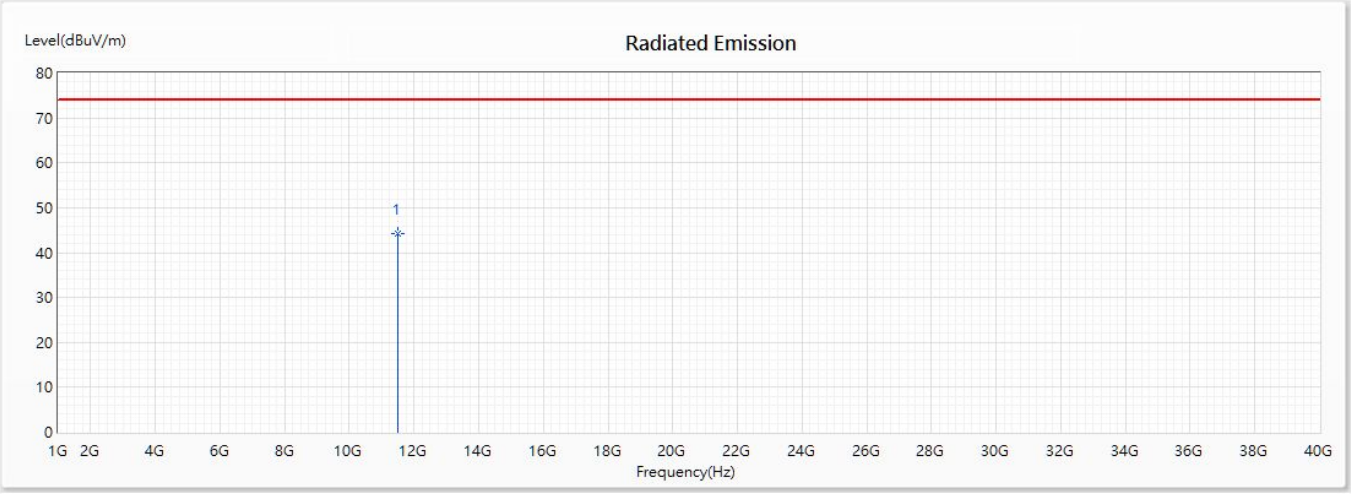

No	Frequency (MHz)	Emission Level (dBuV/m)	Limit (dBuV/m)	Margin (dB)	Reading Level (dBuV)	Correct Factor (dB/m)	Detector Type
* 1	11490	44.17	74.00	-29.83	56.03	-11.86	PK

Note:

1. All Readings below 1GHz are Quasi-Peak, above 1GHz are performed with peak and/or average measurements as necessary.
2. Emission Level = Reading Level + Correct Factor.
3. Correct Factor = Antenna factor + Cable loss –Amplifier gain.
4. The average measurement was not performed when the peak measured data under the limit of average detection.
5. The emission levels of other frequencies are very lower than the limit and not show in test report.

Product	:	Portable computer
Test Item	:	Harmonic Radiated Emission Data
Test Date	:	2020/05/27
Test Mode	:	Mode 23: MIMO: Transmit (802.11ax-20BW_17.2Mbps) (5785MHz)

Horizontal

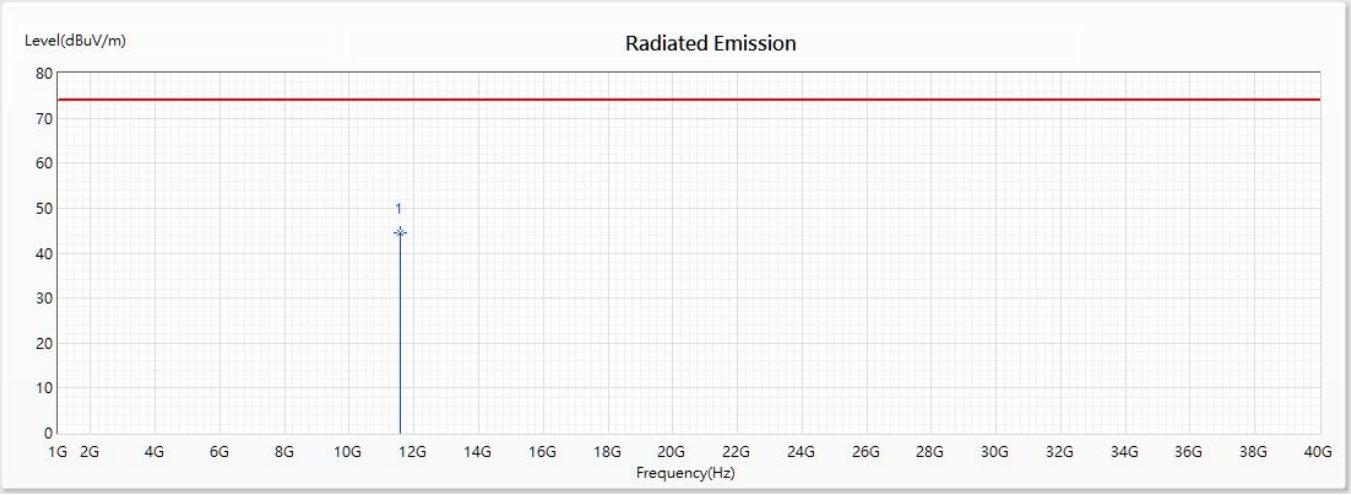

No	Frequency (MHz)	Emission Level (dBuV/m)	Limit (dBuV/m)	Margin (dB)	Reading Level (dBuV)	Correct Factor (dB/m)	Detector Type
* 1	11570	44.45	74.00	-29.55	55.96	-11.51	PK

Note:

1. All Readings below 1GHz are Quasi-Peak, above 1GHz are performed with peak and/or average measurements as necessary.
2. Emission Level = Reading Level + Correct Factor.
3. Correct Factor = Antenna factor + Cable loss –Amplifier gain.
4. The average measurement was not performed when the peak measured data under the limit of average detection.
5. The emission levels of other frequencies are very lower than the limit and not show in test report.

Product	:	Portable computer
Test Item	:	Harmonic Radiated Emission Data
Test Date	:	2020/05/27
Test Mode	:	Mode 23: MIMO: Transmit (802.11ax-20BW_17.2Mbps) (5785MHz)

Vertical

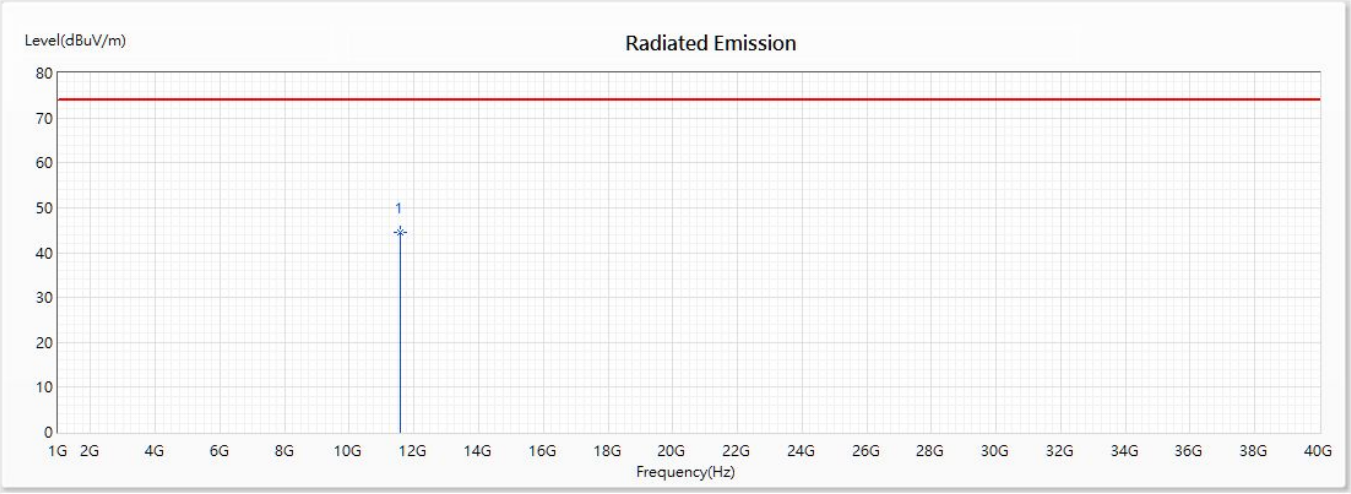

No	Frequency (MHz)	Emission Level (dBuV/m)	Limit (dBuV/m)	Margin (dB)	Reading Level (dBuV)	Correct Factor (dB/m)	Detector Type
* 1	11570	44.59	74.00	-29.41	56.10	-11.51	PK

Note:

1. All Readings below 1GHz are Quasi-Peak, above 1GHz are performed with peak and/or average measurements as necessary.
2. Emission Level = Reading Level + Correct Factor.
3. Correct Factor = Antenna factor + Cable loss –Amplifier gain.
4. The average measurement was not performed when the peak measured data under the limit of average detection.
5. The emission levels of other frequencies are very lower than the limit and not show in test report.

Product	:	Portable computer
Test Item	:	Harmonic Radiated Emission Data
Test Date	:	2020/05/27
Test Mode	:	Mode 23: MIMO: Transmit (802.11ax-20BW_17.2Mbps) (5825MHz)

Horizontal

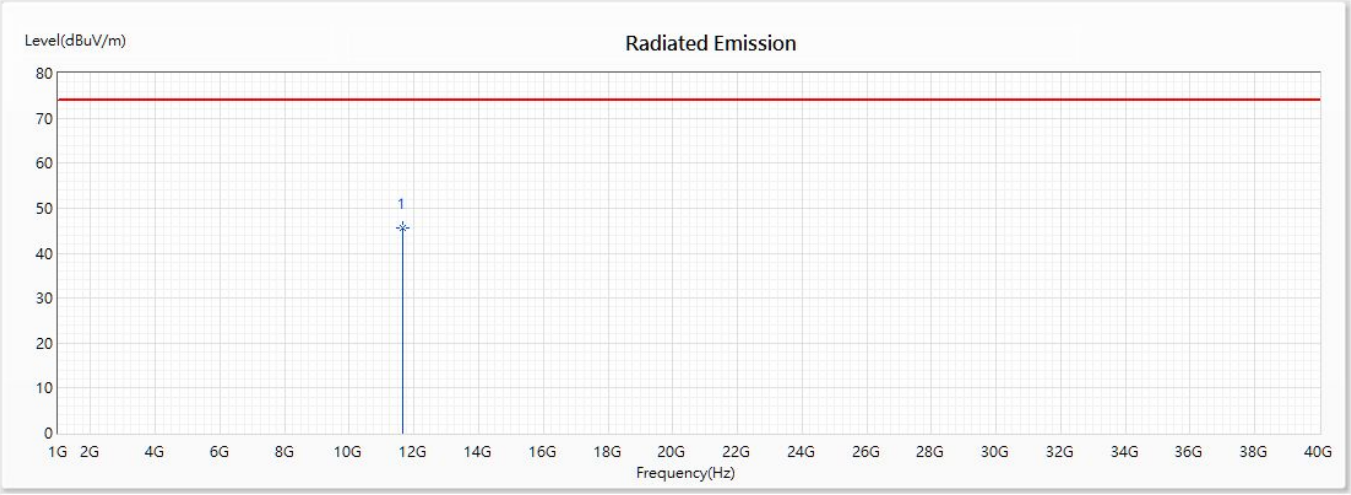

No	Frequency (MHz)	Emission Level (dBuV/m)	Limit (dBuV/m)	Margin (dB)	Reading Level (dBuV)	Correct Factor (dB/m)	Detector Type
* 1	11650	45.62	74.00	-28.38	56.60	-10.98	PK

Note:

1. All Readings below 1GHz are Quasi-Peak, above 1GHz are performed with peak and/or average measurements as necessary.
2. Emission Level = Reading Level + Correct Factor.
3. Correct Factor = Antenna factor + Cable loss –Amplifier gain.
4. The average measurement was not performed when the peak measured data under the limit of average detection.
5. The emission levels of other frequencies are very lower than the limit and not show in test report.

Product	:	Portable computer
Test Item	:	Harmonic Radiated Emission Data
Test Date	:	2020/05/27
Test Mode	:	Mode 23: MIMO: Transmit (802.11ax-20BW_17.2Mbps) (5825MHz)

Vertical

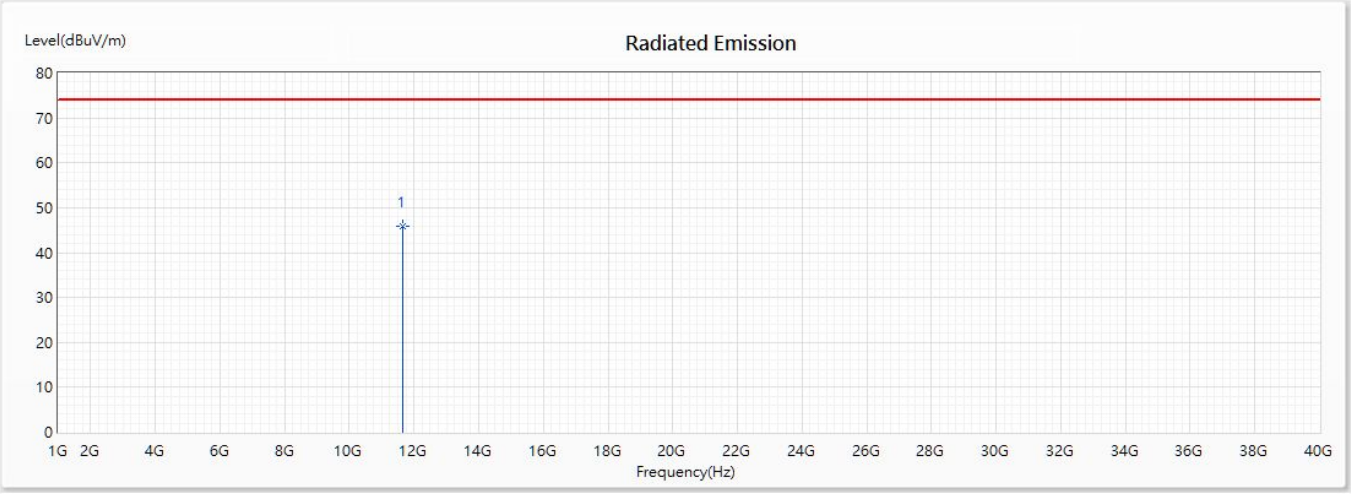

No	Frequency (MHz)	Emission Level (dBuV/m)	Limit (dBuV/m)	Margin (dB)	Reading Level (dBuV)	Correct Factor (dB/m)	Detector Type
* 1	11650	45.78	74.00	-28.22	56.76	-10.98	PK

Note:

1. All Readings below 1GHz are Quasi-Peak, above 1GHz are performed with peak and/or average measurements as necessary.
2. Emission Level = Reading Level + Correct Factor.
3. Correct Factor = Antenna factor + Cable loss –Amplifier gain.
4. The average measurement was not performed when the peak measured data under the limit of average detection.
5. The emission levels of other frequencies are very lower than the limit and not show in test report.

Product	:	Portable computer
Test Item	:	Harmonic Radiated Emission Data
Test Date	:	2020/05/27
Test Mode	:	Mode 24: MIMO: Transmit (802.11ax-40BW_34.4Mbps) (5190MHz)

Horizontal

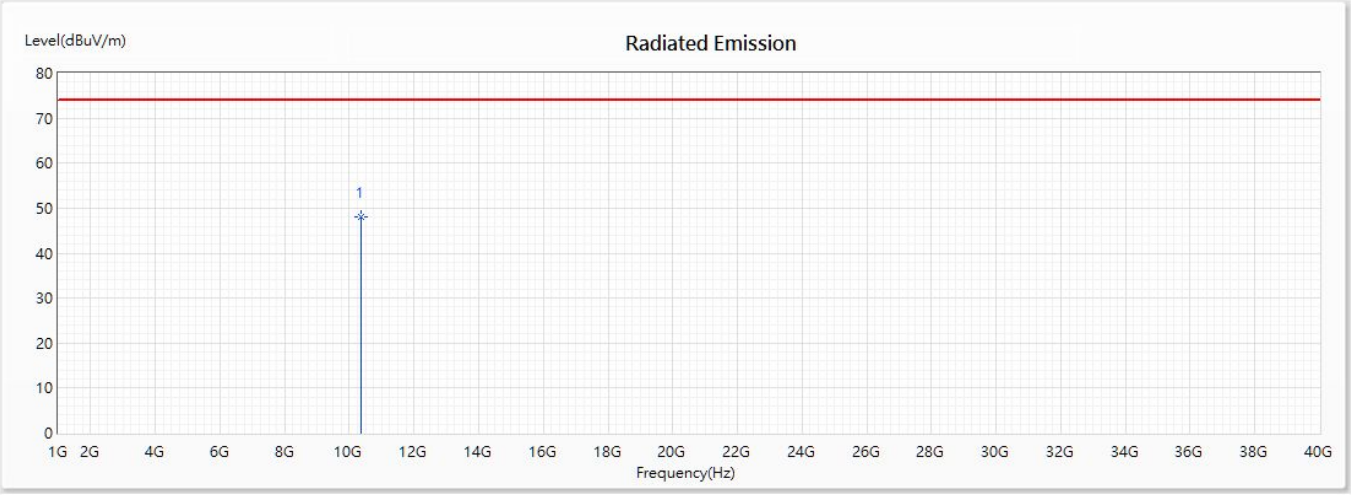

No	Frequency (MHz)	Emission Level (dBuV/m)	Limit (dBuV/m)	Margin (dB)	Reading Level (dBuV)	Correct Factor (dB/m)	Detector Type
* 1	10380	48.06	74.00	-25.94	59.84	-11.78	PK

Note:

1. All Readings below 1GHz are Quasi-Peak, above 1GHz are performed with peak and/or average measurements as necessary.
2. Emission Level = Reading Level + Correct Factor.
3. Correct Factor = Antenna factor + Cable loss –Amplifier gain.
4. The average measurement was not performed when the peak measured data under the limit of average detection.
5. The emission levels of other frequencies are very lower than the limit and not show in test report.

Product	:	Portable computer
Test Item	:	Harmonic Radiated Emission Data
Test Date	:	2020/05/27
Test Mode	:	Mode 24: MIMO: Transmit (802.11ax-40BW_34.4Mbps) (5190MHz)

Vertical

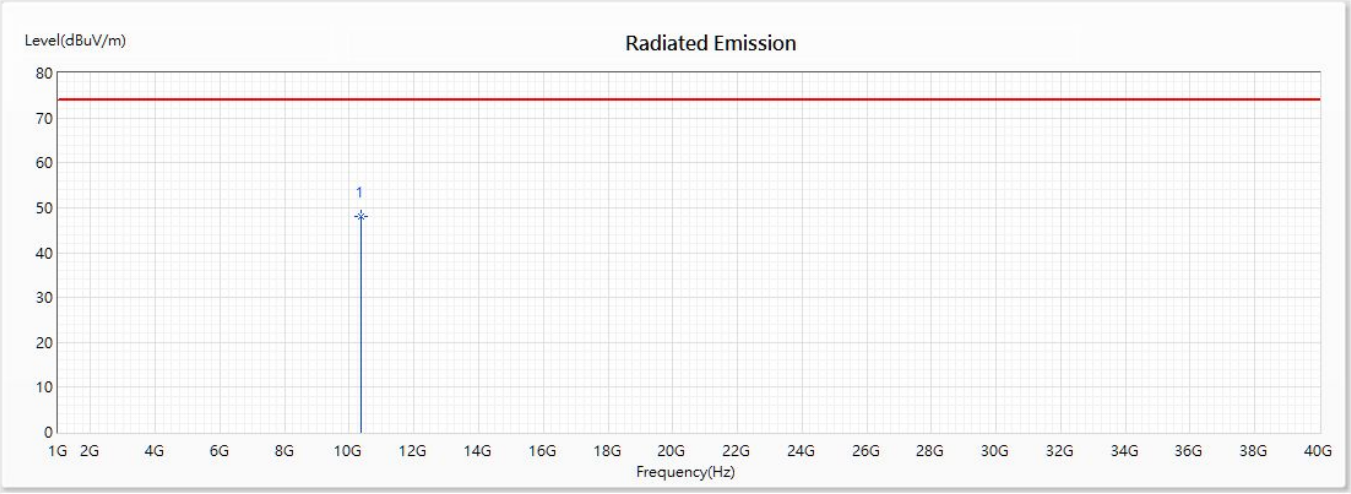

No	Frequency (MHz)	Emission Level (dBuV/m)	Limit (dBuV/m)	Margin (dB)	Reading Level (dBuV)	Correct Factor (dB/m)	Detector Type
* 1	10380	48.15	74.00	-25.85	59.93	-11.78	PK

Note:

1. All Readings below 1GHz are Quasi-Peak, above 1GHz are performed with peak and/or average measurements as necessary.
2. Emission Level = Reading Level + Correct Factor.
3. Correct Factor = Antenna factor + Cable loss –Amplifier gain.
4. The average measurement was not performed when the peak measured data under the limit of average detection.
5. The emission levels of other frequencies are very lower than the limit and not show in test report.

Product	:	Portable computer
Test Item	:	Harmonic Radiated Emission Data
Test Date	:	2020/05/27
Test Mode	:	Mode 24: MIMO: Transmit (802.11ax-40BW_34.4Mbps) (5230MHz)

Horizontal

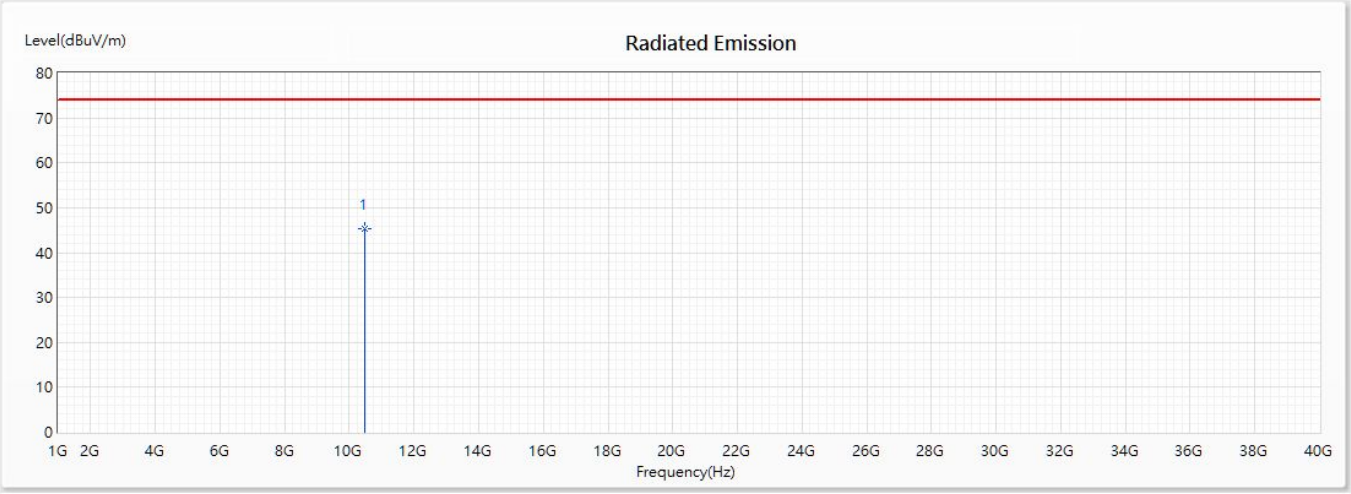

No	Frequency (MHz)	Emission Level (dBuV/m)	Limit (dBuV/m)	Margin (dB)	Reading Level (dBuV)	Correct Factor (dB/m)	Detector Type
* 1	10460	45.26	74.00	-28.74	57.79	-12.53	PK

Note:

1. All Readings below 1GHz are Quasi-Peak, above 1GHz are performed with peak and/or average measurements as necessary.
2. Emission Level = Reading Level + Correct Factor.
3. Correct Factor = Antenna factor + Cable loss –Amplifier gain.
4. The average measurement was not performed when the peak measured data under the limit of average detection.
5. The emission levels of other frequencies are very lower than the limit and not show in test report.

Product	:	Portable computer
Test Item	:	Harmonic Radiated Emission Data
Test Date	:	2020/05/27
Test Mode	:	Mode 24: MIMO: Transmit (802.11ax-40BW_34.4Mbps) (5230MHz)

Vertical

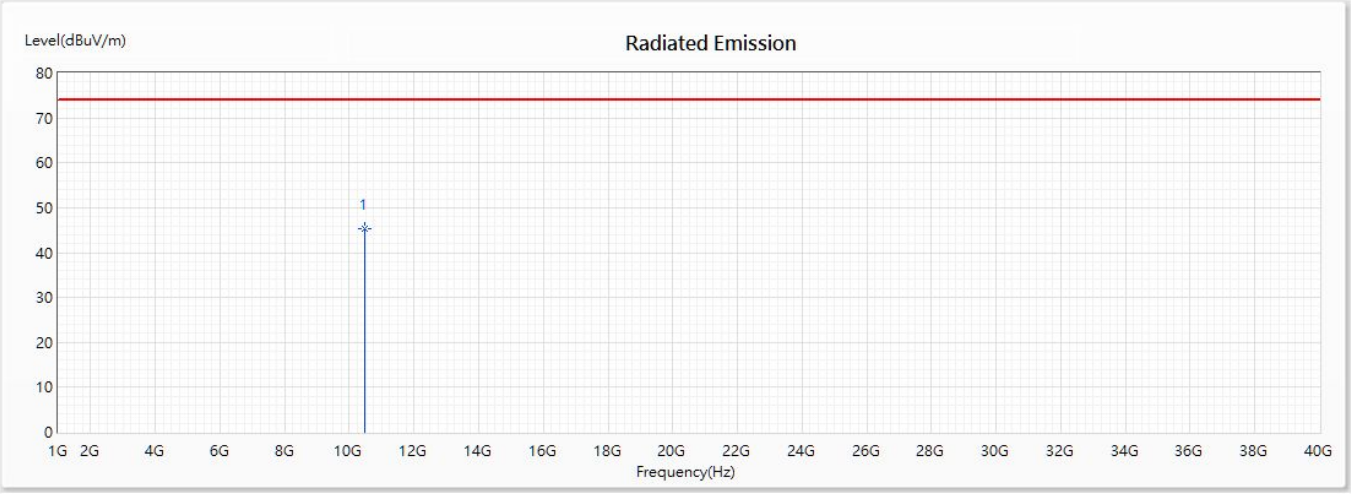

No	Frequency (MHz)	Emission Level (dBuV/m)	Limit (dBuV/m)	Margin (dB)	Reading Level (dBuV)	Correct Factor (dB/m)	Detector Type
* 1	10460	45.32	74.00	-28.68	57.85	-12.53	PK

Note:

1. All Readings below 1GHz are Quasi-Peak, above 1GHz are performed with peak and/or average measurements as necessary.
2. Emission Level = Reading Level + Correct Factor.
3. Correct Factor = Antenna factor + Cable loss –Amplifier gain.
4. The average measurement was not performed when the peak measured data under the limit of average detection.
5. The emission levels of other frequencies are very lower than the limit and not show in test report.

Product	:	Portable computer
Test Item	:	Harmonic Radiated Emission Data
Test Date	:	2020/05/27
Test Mode	:	Mode 24: MIMO: Transmit (802.11ax-40BW_34.4Mbps) (5270MHz)

Horizontal

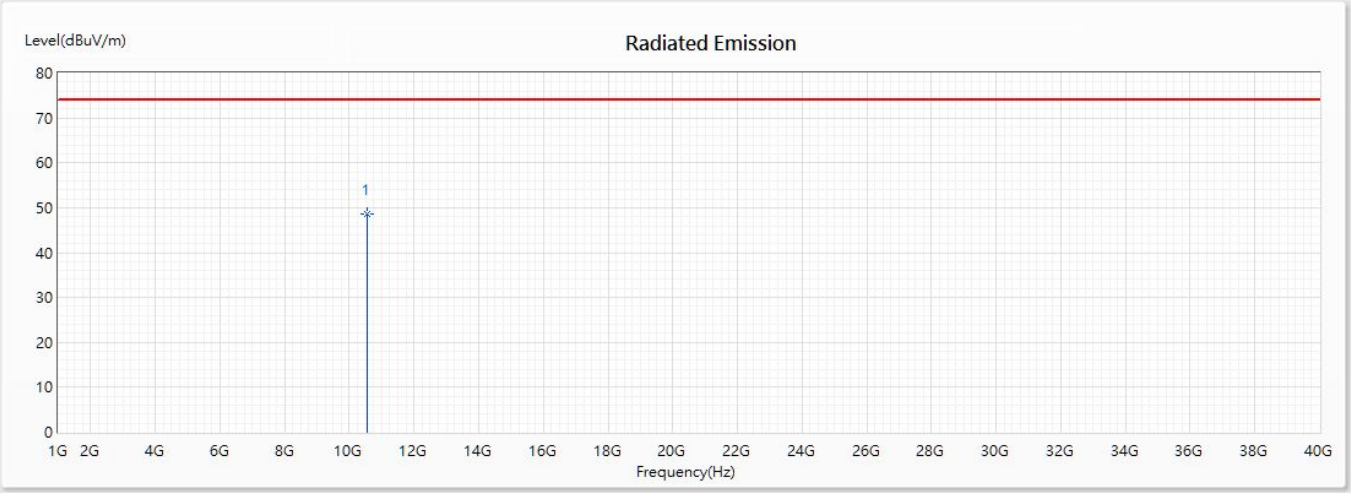

No	Frequency (MHz)	Emission Level (dBuV/m)	Limit (dBuV/m)	Margin (dB)	Reading Level (dBuV)	Correct Factor (dB/m)	Detector Type
* 1	10540	48.49	74.00	-25.51	61.70	-13.21	PK

Note:

1. All Readings below 1GHz are Quasi-Peak, above 1GHz are performed with peak and/or average measurements as necessary.
2. Emission Level = Reading Level + Correct Factor.
3. Correct Factor = Antenna factor + Cable loss –Amplifier gain.
4. The average measurement was not performed when the peak measured data under the limit of average detection.
5. The emission levels of other frequencies are very lower than the limit and not show in test report.

Product	:	Portable computer
Test Item	:	Harmonic Radiated Emission Data
Test Date	:	2020/05/27
Test Mode	:	Mode 24: MIMO: Transmit (802.11ax-40BW_34.4Mbps) (5270MHz)

Vertical

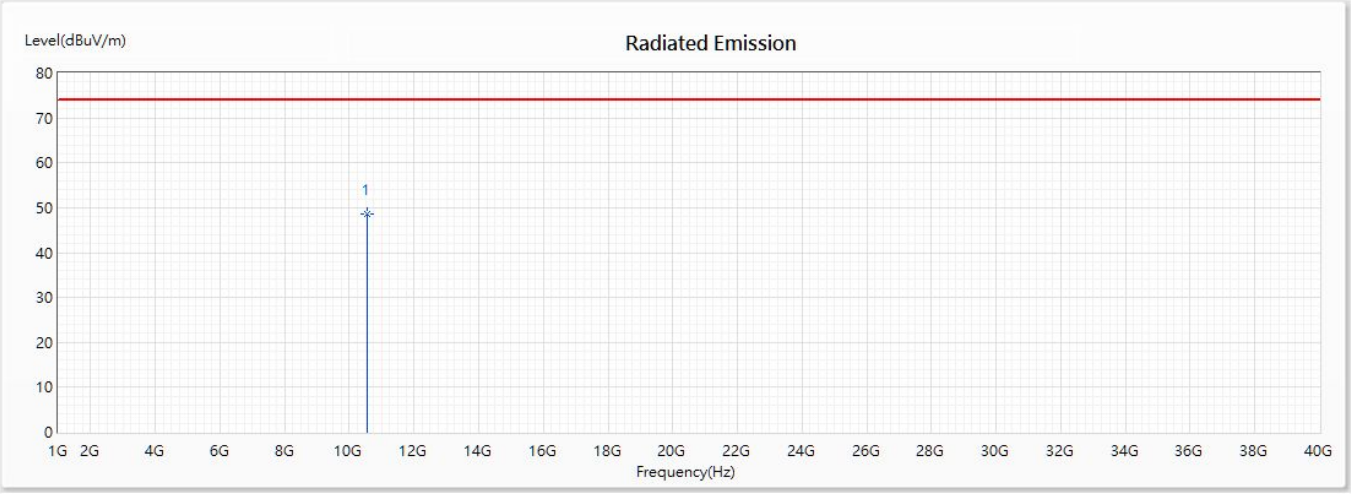

No	Frequency (MHz)	Emission Level (dBuV/m)	Limit (dBuV/m)	Margin (dB)	Reading Level (dBuV)	Correct Factor (dB/m)	Detector Type
* 1	10540	48.57	74.00	-25.43	61.78	-13.21	PK

Note:

1. All Readings below 1GHz are Quasi-Peak, above 1GHz are performed with peak and/or average measurements as necessary.
2. Emission Level = Reading Level + Correct Factor.
3. Correct Factor = Antenna factor + Cable loss –Amplifier gain.
4. The average measurement was not performed when the peak measured data under the limit of average detection.
5. The emission levels of other frequencies are very lower than the limit and not show in test report.

Product	:	Portable computer
Test Item	:	Harmonic Radiated Emission Data
Test Date	:	2020/05/27
Test Mode	:	Mode 24: MIMO: Transmit (802.11ax-40BW_34.4Mbps) (5310MHz)

Horizontal

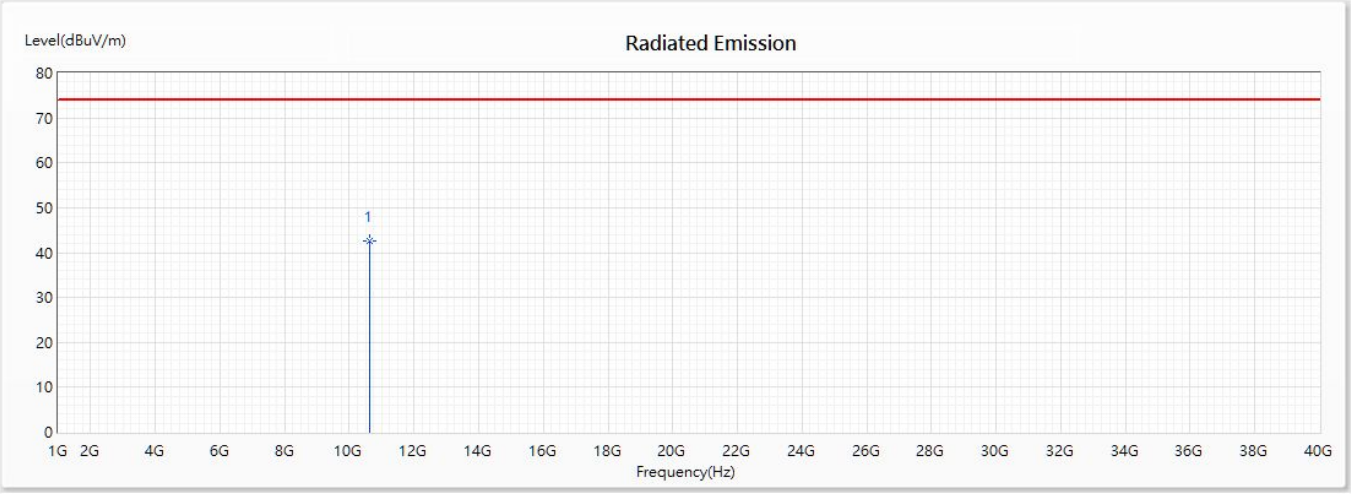

No	Frequency (MHz)	Emission Level (dBuV/m)	Limit (dBuV/m)	Margin (dB)	Reading Level (dBuV)	Correct Factor (dB/m)	Detector Type
* 1	10620	42.71	74.00	-31.29	56.53	-13.82	PK

Note:

1. All Readings below 1GHz are Quasi-Peak, above 1GHz are performed with peak and/or average measurements as necessary.
2. Emission Level = Reading Level + Correct Factor.
3. Correct Factor = Antenna factor + Cable loss –Amplifier gain.
4. The average measurement was not performed when the peak measured data under the limit of average detection.
5. The emission levels of other frequencies are very lower than the limit and not show in test report.

Product	:	Portable computer
Test Item	:	Harmonic Radiated Emission Data
Test Date	:	2020/05/27
Test Mode	:	Mode 24: MIMO: Transmit (802.11ax-40BW_34.4Mbps) (5310MHz)

Vertical

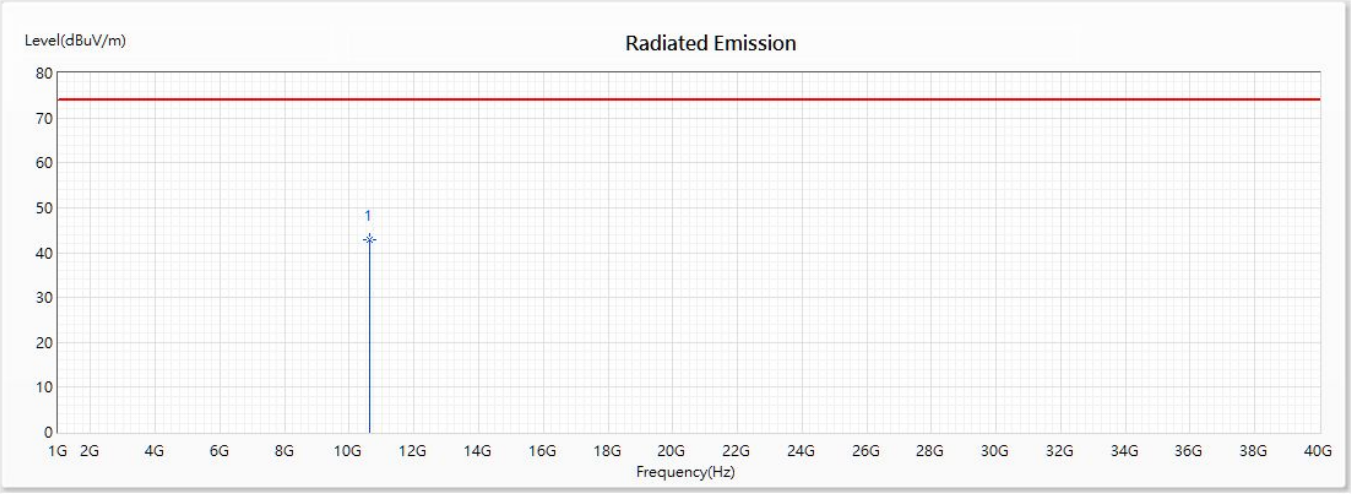

No	Frequency (MHz)	Emission Level (dBuV/m)	Limit (dBuV/m)	Margin (dB)	Reading Level (dBuV)	Correct Factor (dB/m)	Detector Type
* 1	10620	42.85	74.00	-31.15	56.67	-13.82	PK

Note:

1. All Readings below 1GHz are Quasi-Peak, above 1GHz are performed with peak and/or average measurements as necessary.
2. Emission Level = Reading Level + Correct Factor.
3. Correct Factor = Antenna factor + Cable loss –Amplifier gain.
4. The average measurement was not performed when the peak measured data under the limit of average detection.
5. The emission levels of other frequencies are very lower than the limit and not show in test report.

Product	:	Portable computer
Test Item	:	Harmonic Radiated Emission Data
Test Date	:	2020/05/27
Test Mode	:	Mode 24: MIMO: Transmit (802.11ax-40BW_34.4Mbps) (5510MHz)

Horizontal

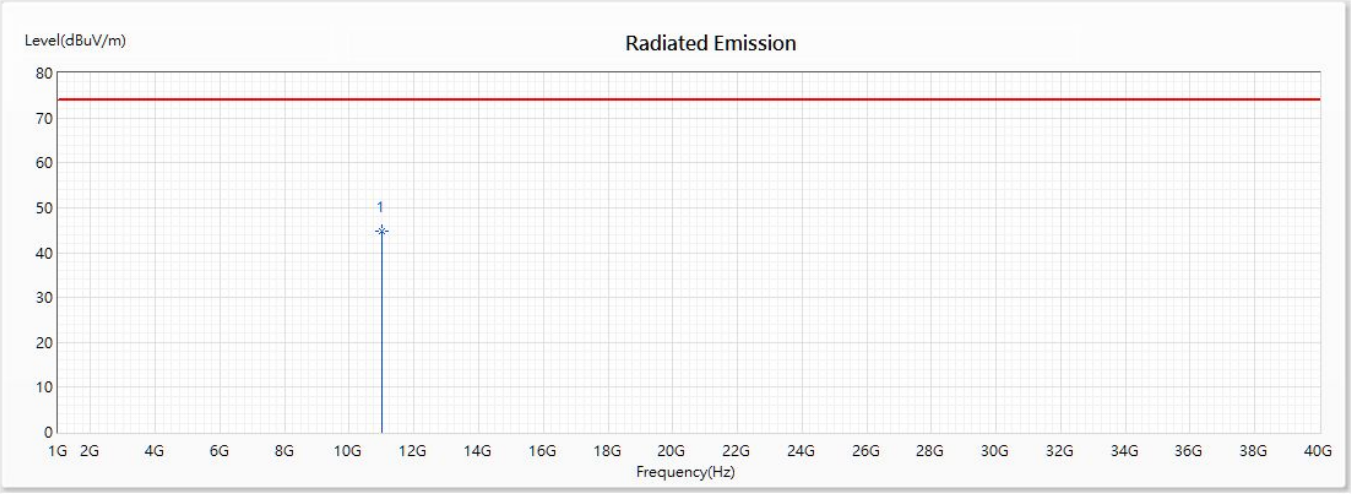

No	Frequency (MHz)	Emission Level (dBuV/m)	Limit (dBuV/m)	Margin (dB)	Reading Level (dBuV)	Correct Factor (dB/m)	Detector Type
* 1	11020	44.81	74.00	-29.19	57.13	-12.32	PK

Note:

1. All Readings below 1GHz are Quasi-Peak, above 1GHz are performed with peak and/or average measurements as necessary.
2. Emission Level = Reading Level + Correct Factor.
3. Correct Factor = Antenna factor + Cable loss –Amplifier gain.
4. The average measurement was not performed when the peak measured data under the limit of average detection.
5. The emission levels of other frequencies are very lower than the limit and not show in test report.

Product	:	Portable computer
Test Item	:	Harmonic Radiated Emission Data
Test Date	:	2020/05/27
Test Mode	:	Mode 24: MIMO: Transmit (802.11ax-40BW_34.4Mbps) (5510MHz)

Vertical

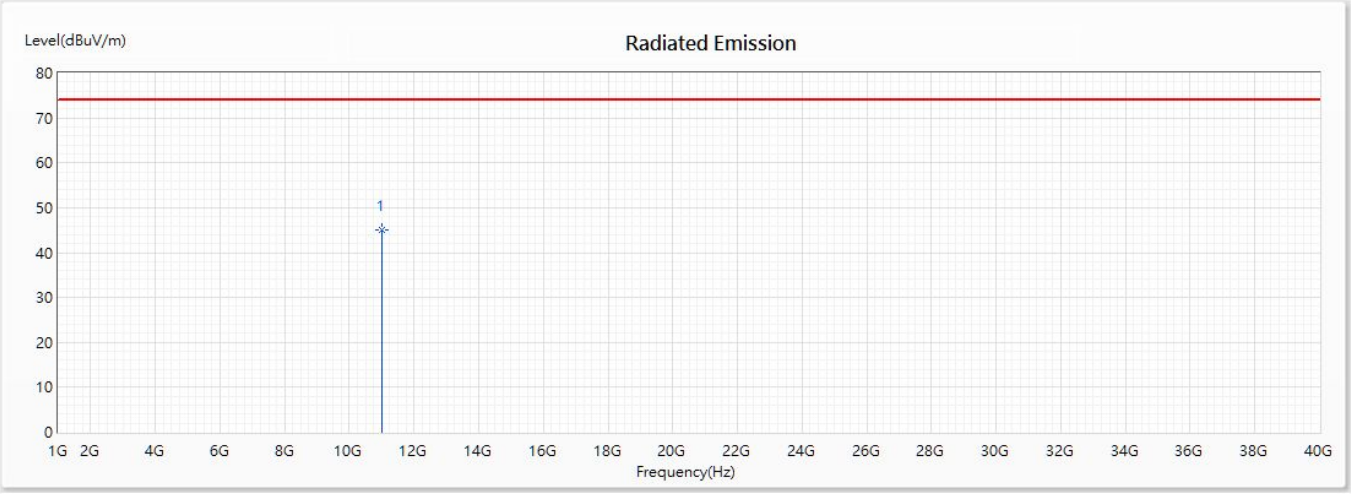

No	Frequency (MHz)	Emission Level (dBuV/m)	Limit (dBuV/m)	Margin (dB)	Reading Level (dBuV)	Correct Factor (dB/m)	Detector Type
* 1	11020	44.93	74.00	-29.07	57.25	-12.32	PK

Note:

1. All Readings below 1GHz are Quasi-Peak, above 1GHz are performed with peak and/or average measurements as necessary.
2. Emission Level = Reading Level + Correct Factor.
3. Correct Factor = Antenna factor + Cable loss –Amplifier gain.
4. The average measurement was not performed when the peak measured data under the limit of average detection.
5. The emission levels of other frequencies are very lower than the limit and not show in test report.

Product	:	Portable computer
Test Item	:	Harmonic Radiated Emission Data
Test Date	:	2020/05/27
Test Mode	:	Mode 24: MIMO: Transmit (802.11ax-40BW_34.4Mbps) (5550MHz)

Horizontal

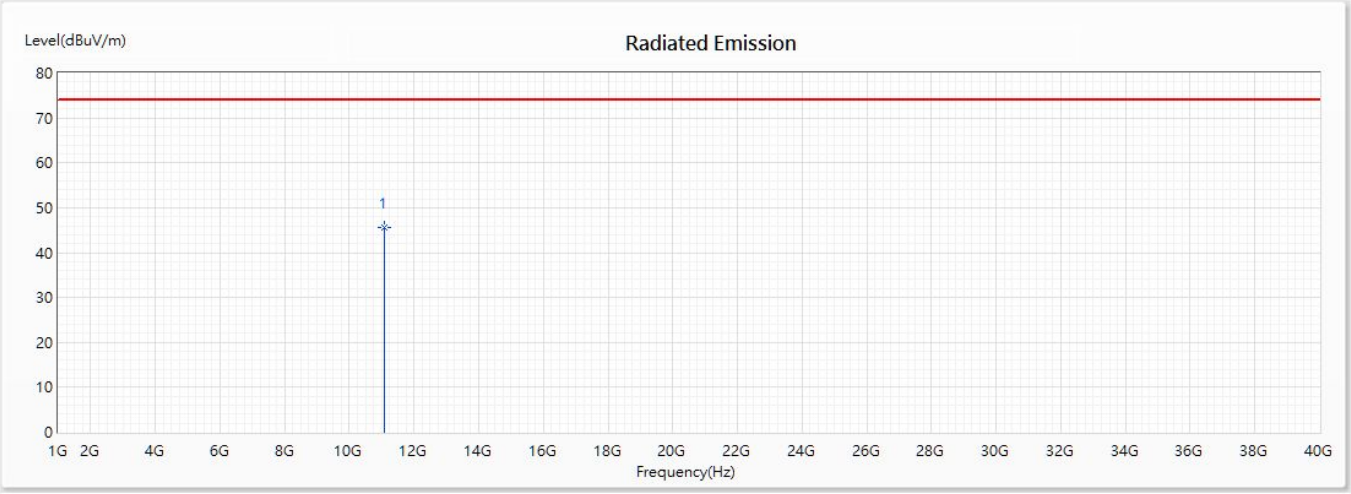

No	Frequency (MHz)	Emission Level (dBuV/m)	Limit (dBuV/m)	Margin (dB)	Reading Level (dBuV)	Correct Factor (dB/m)	Detector Type
* 1	11100	45.55	74.00	-28.45	57.15	-11.60	PK

Note:

1. All Readings below 1GHz are Quasi-Peak, above 1GHz are performed with peak and/or average measurements as necessary.
2. Emission Level = Reading Level + Correct Factor.
3. Correct Factor = Antenna factor + Cable loss –Amplifier gain.
4. The average measurement was not performed when the peak measured data under the limit of average detection.
5. The emission levels of other frequencies are very lower than the limit and not show in test report.

Product	:	Portable computer
Test Item	:	Harmonic Radiated Emission Data
Test Date	:	2020/05/27
Test Mode	:	Mode 24: MIMO: Transmit (802.11ax-40BW_34.4Mbps) (5550MHz)

Vertical

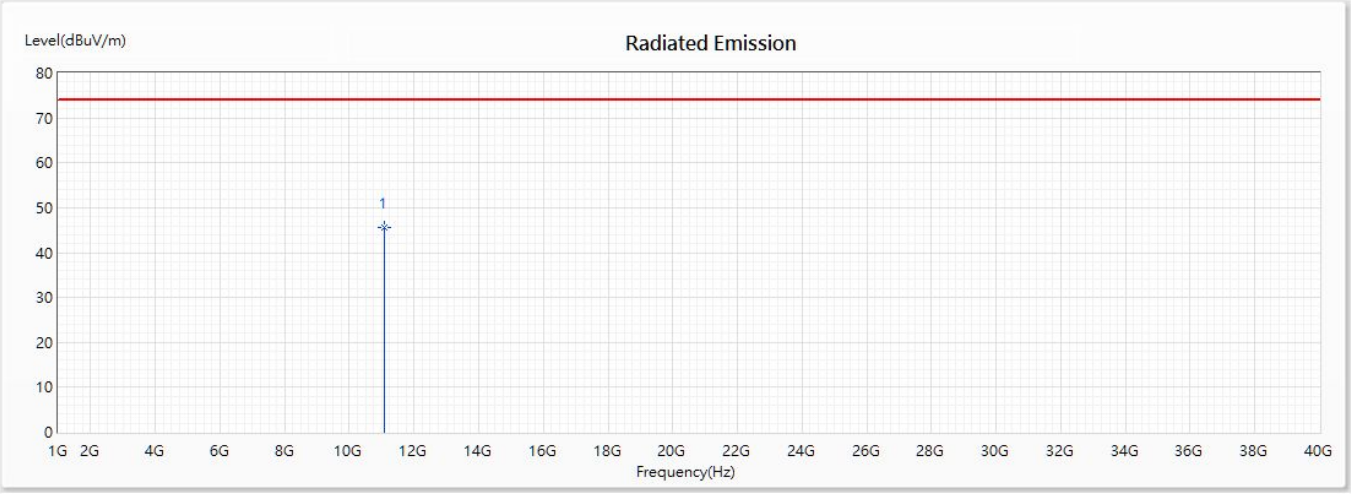

No	Frequency (MHz)	Emission Level (dBuV/m)	Limit (dBuV/m)	Margin (dB)	Reading Level (dBuV)	Correct Factor (dB/m)	Detector Type
* 1	11100	45.67	74.00	-28.33	57.27	-11.60	PK

Note:

1. All Readings below 1GHz are Quasi-Peak, above 1GHz are performed with peak and/or average measurements as necessary.
2. Emission Level = Reading Level + Correct Factor.
3. Correct Factor = Antenna factor + Cable loss –Amplifier gain.
4. The average measurement was not performed when the peak measured data under the limit of average detection.
5. The emission levels of other frequencies are very lower than the limit and not show in test report.

Product	:	Portable computer
Test Item	:	Harmonic Radiated Emission Data
Test Date	:	2020/05/27
Test Mode	:	Mode 24: MIMO: Transmit (802.11ax-40BW_34.4Mbps) (5670MHz)

Horizontal

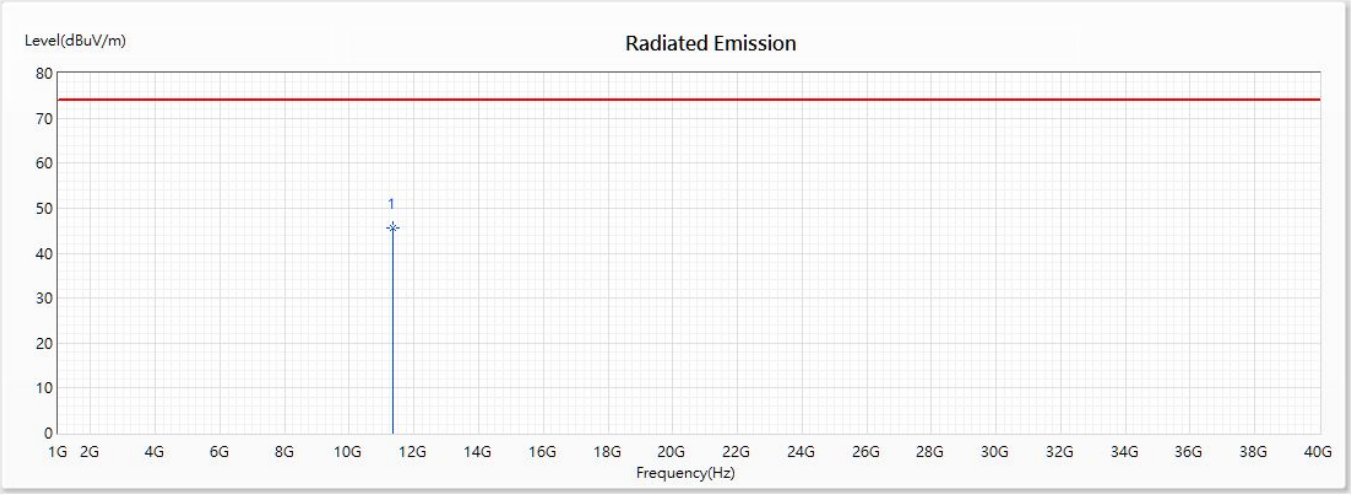

No	Frequency (MHz)	Emission Level (dBuV/m)	Limit (dBuV/m)	Margin (dB)	Reading Level (dBuV)	Correct Factor (dB/m)	Detector Type
* 1	11340	45.65	74.00	-28.35	56.46	-10.81	PK

Note:

1. All Readings below 1GHz are Quasi-Peak, above 1GHz are performed with peak and/or average measurements as necessary.
2. Emission Level = Reading Level + Correct Factor.
3. Correct Factor = Antenna factor + Cable loss –Amplifier gain.
4. The average measurement was not performed when the peak measured data under the limit of average detection.
5. The emission levels of other frequencies are very lower than the limit and not show in test report.

Product	:	Portable computer
Test Item	:	Harmonic Radiated Emission Data
Test Date	:	2020/05/27
Test Mode	:	Mode 24: MIMO: Transmit (802.11ax-40BW_34.4Mbps) (5670MHz)

Vertical

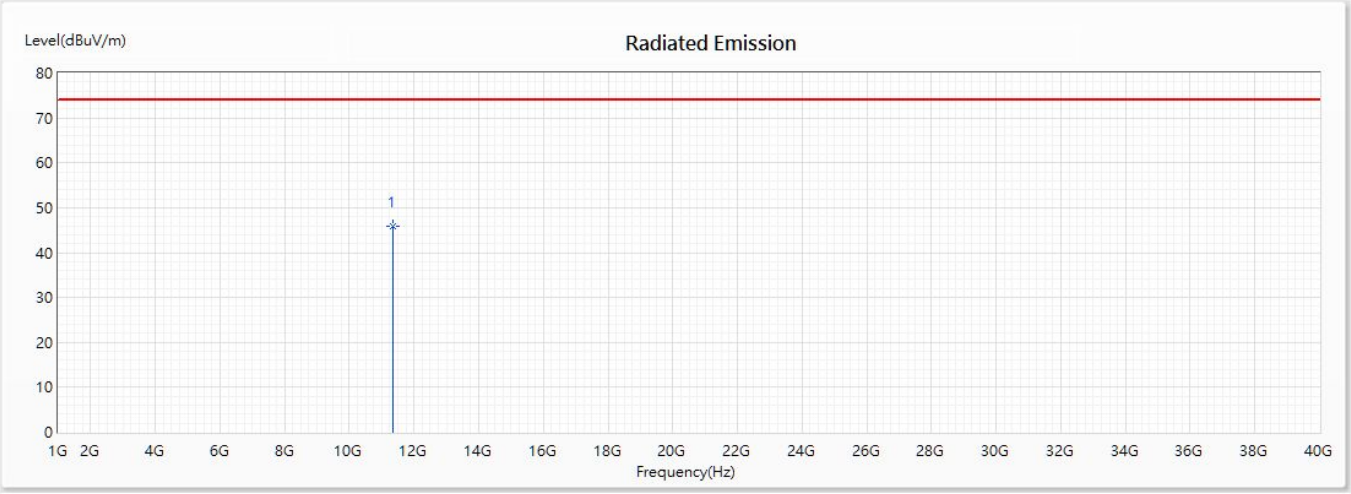

No	Frequency (MHz)	Emission Level (dBuV/m)	Limit (dBuV/m)	Margin (dB)	Reading Level (dBuV)	Correct Factor (dB/m)	Detector Type
* 1	11340	45.77	74.00	-28.23	56.58	-10.81	PK

Note:

1. All Readings below 1GHz are Quasi-Peak, above 1GHz are performed with peak and/or average measurements as necessary.
2. Emission Level = Reading Level + Correct Factor.
3. Correct Factor = Antenna factor + Cable loss –Amplifier gain.
4. The average measurement was not performed when the peak measured data under the limit of average detection.
5. The emission levels of other frequencies are very lower than the limit and not show in test report.

Product	:	Portable computer
Test Item	:	Harmonic Radiated Emission Data
Test Date	:	2020/05/27
Test Mode	:	Mode 24: MIMO: Transmit (802.11ax-40BW_34.4Mbps) (5710MHz)

Horizontal

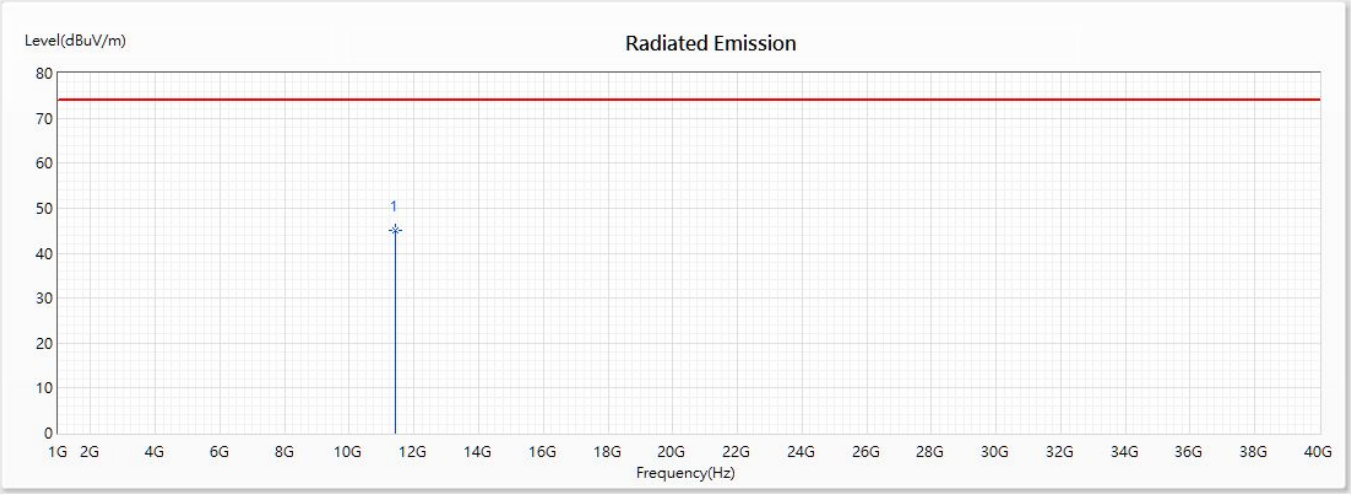

No	Frequency (MHz)	Emission Level (dBuV/m)	Limit (dBuV/m)	Margin (dB)	Reading Level (dBuV)	Correct Factor (dB/m)	Detector Type
* 1	11420	45.06	74.00	-28.94	56.43	-11.37	PK

Note:

1. All Readings below 1GHz are Quasi-Peak, above 1GHz are performed with peak and/or average measurements as necessary.
2. Emission Level = Reading Level + Correct Factor.
3. Correct Factor = Antenna factor + Cable loss –Amplifier gain.
4. The average measurement was not performed when the peak measured data under the limit of average detection.
5. The emission levels of other frequencies are very lower than the limit and not show in test report.

Product	:	Portable computer
Test Item	:	Harmonic Radiated Emission Data
Test Date	:	2020/05/27
Test Mode	:	Mode 24: MIMO: Transmit (802.11ax-40BW_34.4Mbps) (5710MHz)

Vertical

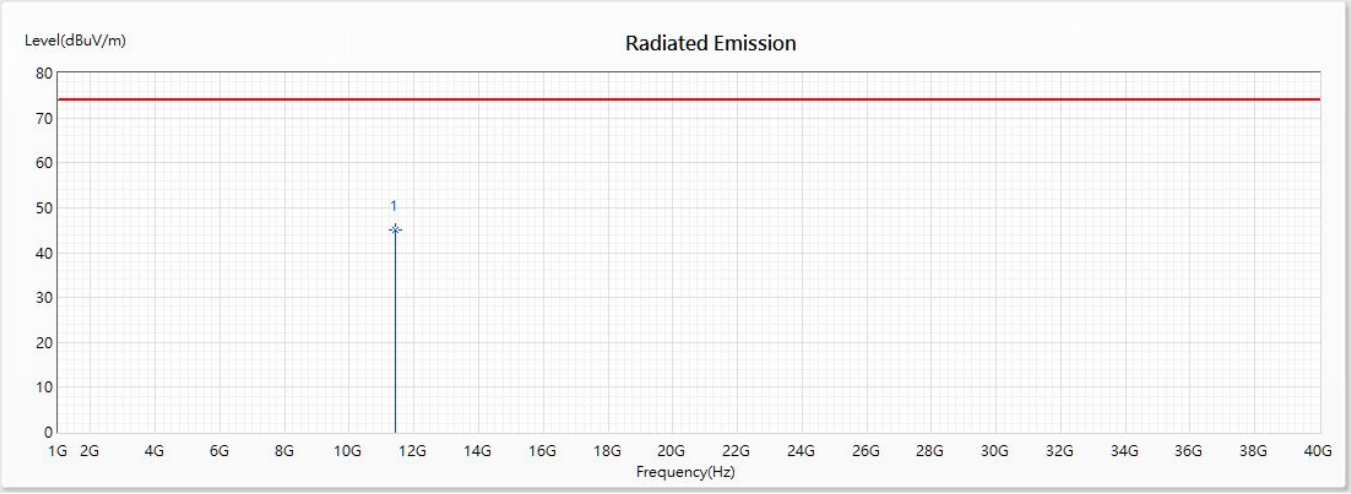

No	Frequency (MHz)	Emission Level (dBuV/m)	Limit (dBuV/m)	Margin (dB)	Reading Level (dBuV)	Correct Factor (dB/m)	Detector Type
* 1	11420	45.11	74.00	-28.89	56.48	-11.37	PK

Note:

1. All Readings below 1GHz are Quasi-Peak, above 1GHz are performed with peak and/or average measurements as necessary.
2. Emission Level = Reading Level + Correct Factor.
3. Correct Factor = Antenna factor + Cable loss –Amplifier gain.
4. The average measurement was not performed when the peak measured data under the limit of average detection.
5. The emission levels of other frequencies are very lower than the limit and not show in test report.

Product	:	Portable computer
Test Item	:	Harmonic Radiated Emission Data
Test Date	:	2020/05/27
Test Mode	:	Mode 24: MIMO: Transmit (802.11ax-40BW_34.4Mbps) (5755MHz)

Horizontal

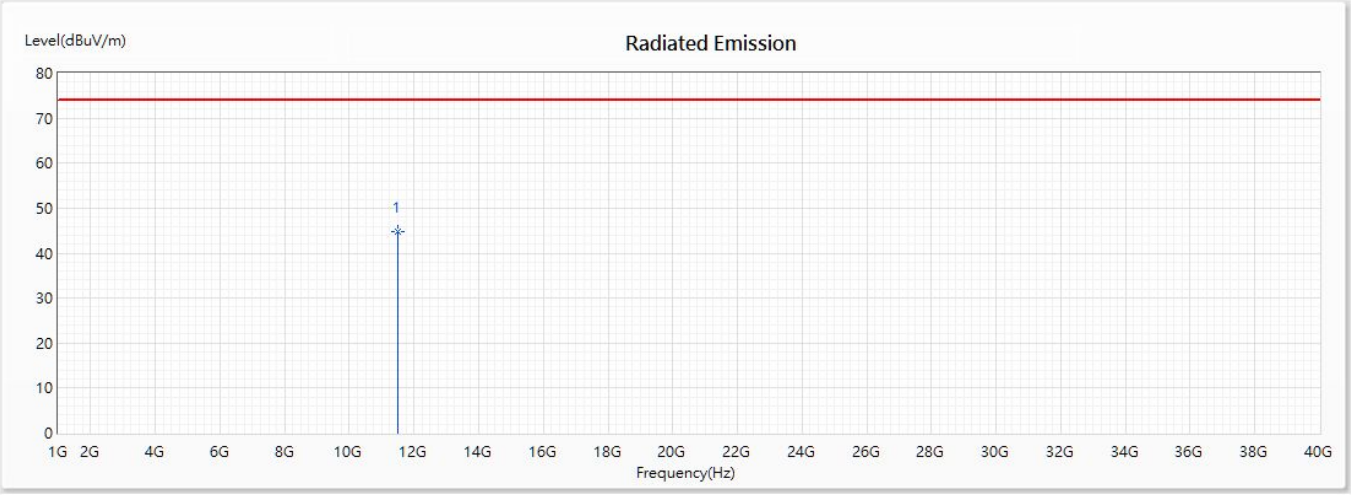

No	Frequency (MHz)	Emission Level (dBuV/m)	Limit (dBuV/m)	Margin (dB)	Reading Level (dBuV)	Correct Factor (dB/m)	Detector Type
* 1	11510	44.77	74.00	-29.23	56.64	-11.87	PK

Note:

1. All Readings below 1GHz are Quasi-Peak, above 1GHz are performed with peak and/or average measurements as necessary.
2. Emission Level = Reading Level + Correct Factor.
3. Correct Factor = Antenna factor + Cable loss –Amplifier gain.
4. The average measurement was not performed when the peak measured data under the limit of average detection.
5. The emission levels of other frequencies are very lower than the limit and not show in test report.

Product	:	Portable computer
Test Item	:	Harmonic Radiated Emission Data
Test Date	:	2020/05/27
Test Mode	:	Mode 24: MIMO: Transmit (802.11ax-40BW_34.4Mbps) (5755MHz)

Vertical

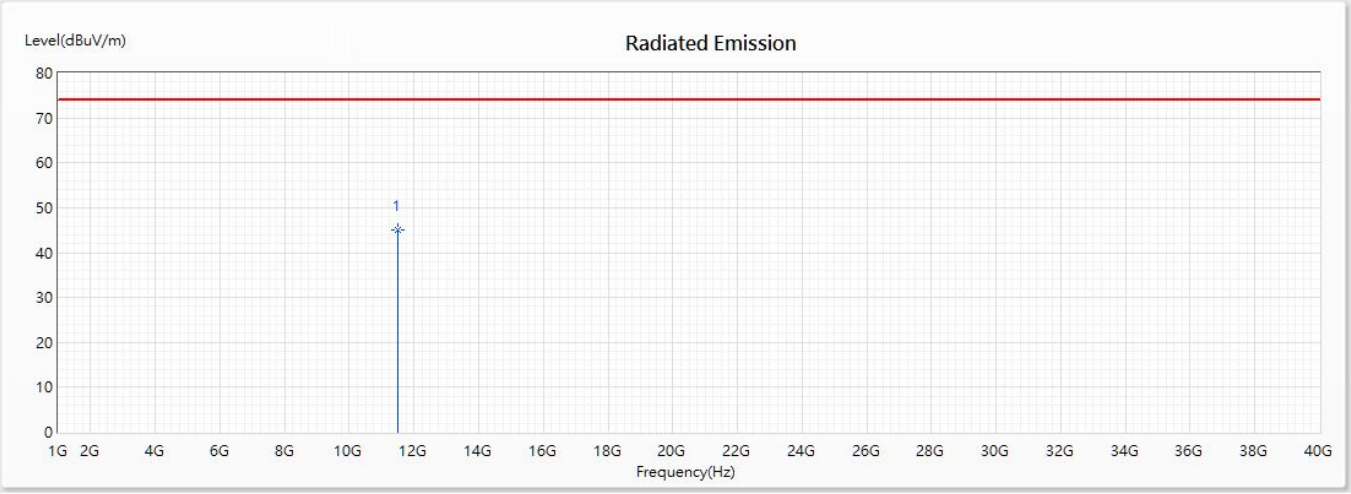

No	Frequency (MHz)	Emission Level (dBuV/m)	Limit (dBuV/m)	Margin (dB)	Reading Level (dBuV)	Correct Factor (dB/m)	Detector Type
* 1	11510	44.93	74.00	-29.07	56.80	-11.87	PK

Note:

1. All Readings below 1GHz are Quasi-Peak, above 1GHz are performed with peak and/or average measurements as necessary.
2. Emission Level = Reading Level + Correct Factor.
3. Correct Factor = Antenna factor + Cable loss –Amplifier gain.
4. The average measurement was not performed when the peak measured data under the limit of average detection.
5. The emission levels of other frequencies are very lower than the limit and not show in test report.

Product	:	Portable computer
Test Item	:	Harmonic Radiated Emission Data
Test Date	:	2020/05/27
Test Mode	:	Mode 24: MIMO: Transmit (802.11ax-40BW_34.4Mbps) (5795MHz)

Horizontal

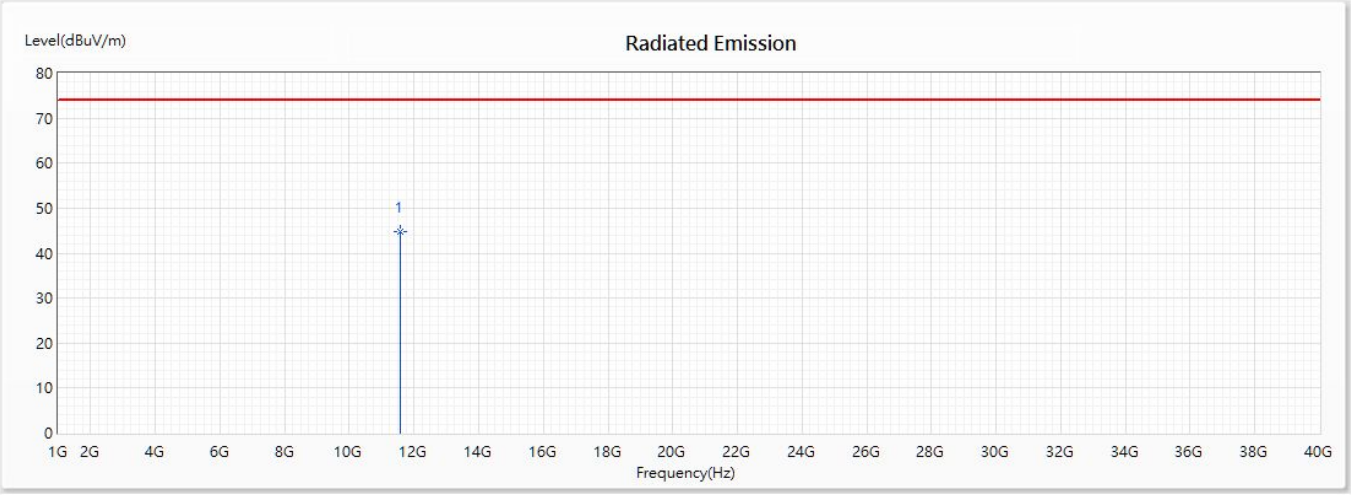

No	Frequency (MHz)	Emission Level (dBuV/m)	Limit (dBuV/m)	Margin (dB)	Reading Level (dBuV)	Correct Factor (dB/m)	Detector Type
* 1	11590	44.86	74.00	-29.14	56.24	-11.38	PK

Note:

1. All Readings below 1GHz are Quasi-Peak, above 1GHz are performed with peak and/or average measurements as necessary.
2. Emission Level = Reading Level + Correct Factor.
3. Correct Factor = Antenna factor + Cable loss –Amplifier gain.
4. The average measurement was not performed when the peak measured data under the limit of average detection.
5. The emission levels of other frequencies are very lower than the limit and not show in test report.

Product	:	Portable computer
Test Item	:	Harmonic Radiated Emission Data
Test Date	:	2020/05/27
Test Mode	:	Mode 24: MIMO: Transmit (802.11ax-40BW_34.4Mbps) (5795MHz)

Vertical

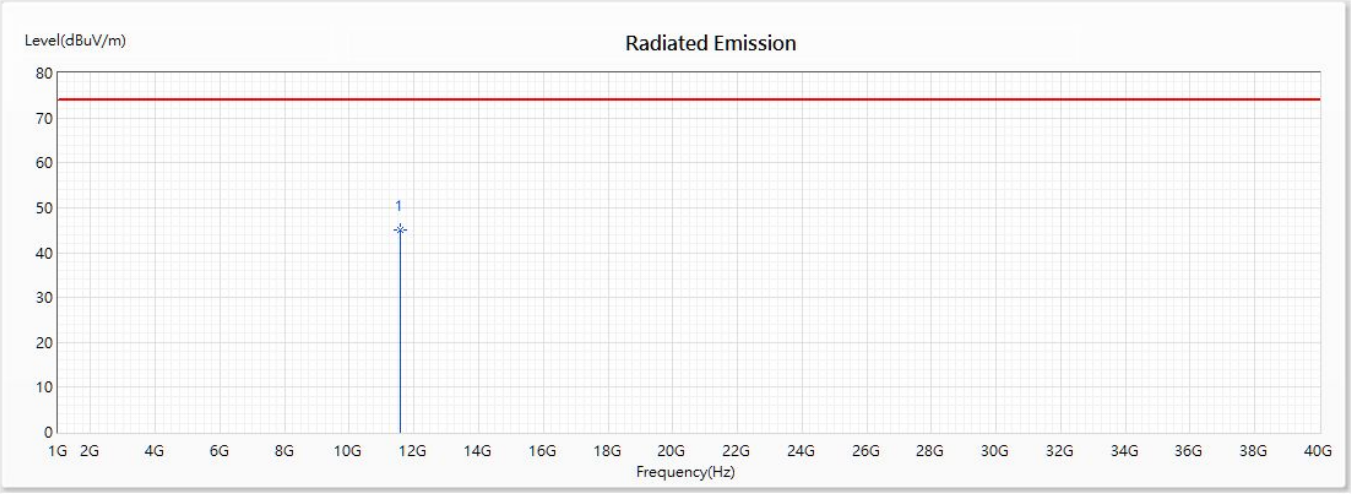

No	Frequency (MHz)	Emission Level (dBuV/m)	Limit (dBuV/m)	Margin (dB)	Reading Level (dBuV)	Correct Factor (dB/m)	Detector Type
* 1	11590	45.01	74.00	-28.99	56.39	-11.38	PK

Note:

1. All Readings below 1GHz are Quasi-Peak, above 1GHz are performed with peak and/or average measurements as necessary.
2. Emission Level = Reading Level + Correct Factor.
3. Correct Factor = Antenna factor + Cable loss –Amplifier gain.
4. The average measurement was not performed when the peak measured data under the limit of average detection.
5. The emission levels of other frequencies are very lower than the limit and not show in test report.

Product	:	Portable computer
Test Item	:	Harmonic Radiated Emission Data
Test Date	:	2020/05/27
Test Mode	:	Mode 25: MIMO: Transmit (802.11ax-80BW_72.1Mbps) (5210MHz)

Horizontal

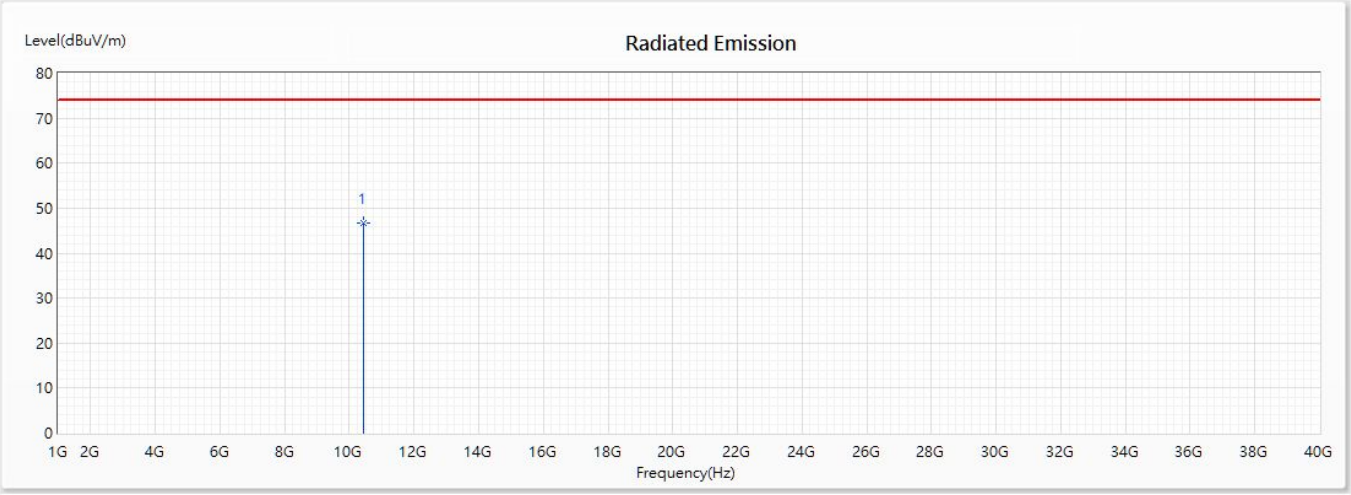

No	Frequency (MHz)	Emission Level (dBuV/m)	Limit (dBuV/m)	Margin (dB)	Reading Level (dBuV)	Correct Factor (dB/m)	Detector Type
* 1	10420	46.75	74.00	-27.25	58.90	-12.15	PK

Note:

1. All Readings below 1GHz are Quasi-Peak, above 1GHz are performed with peak and/or average measurements as necessary.
2. Emission Level = Reading Level + Correct Factor.
3. Correct Factor = Antenna factor + Cable loss –Amplifier gain.
4. The average measurement was not performed when the peak measured data under the limit of average detection.
5. The emission levels of other frequencies are very lower than the limit and not show in test report.

Product	:	Portable computer
Test Item	:	Harmonic Radiated Emission Data
Test Date	:	2020/05/27
Test Mode	:	Mode 25: MIMO: Transmit (802.11ax-80BW_72.1Mbps) (5210MHz)

Vertical

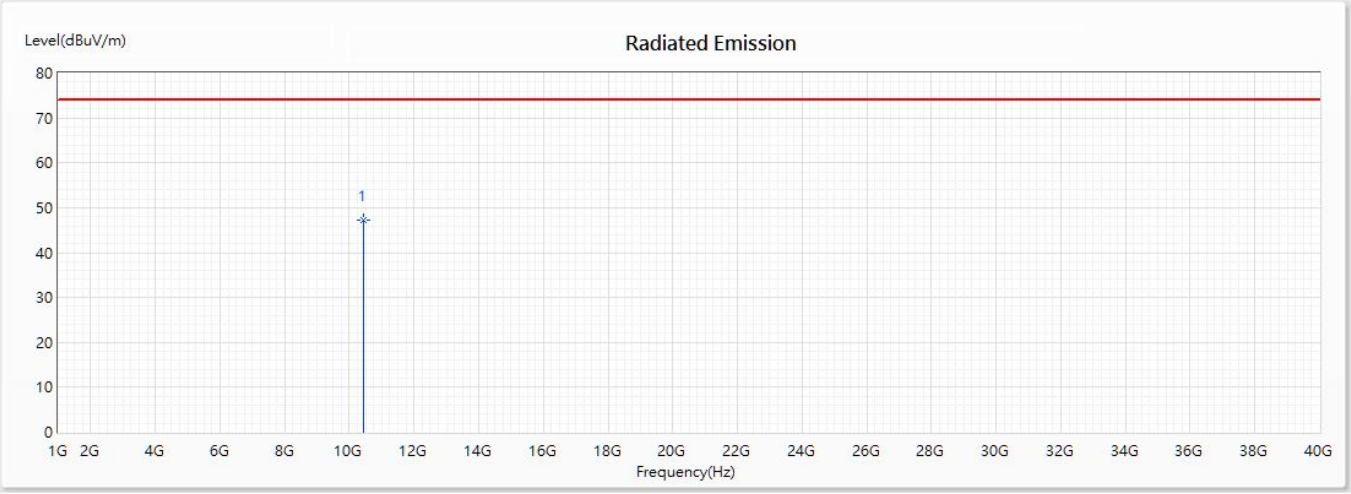

No	Frequency (MHz)	Emission Level (dBuV/m)	Limit (dBuV/m)	Margin (dB)	Reading Level (dBuV)	Correct Factor (dB/m)	Detector Type
* 1	10420	47.29	74.00	-26.71	59.44	-12.15	PK

Note:

1. All Readings below 1GHz are Quasi-Peak, above 1GHz are performed with peak and/or average measurements as necessary.
2. Emission Level = Reading Level + Correct Factor.
3. Correct Factor = Antenna factor + Cable loss –Amplifier gain.
4. The average measurement was not performed when the peak measured data under the limit of average detection.
5. The emission levels of other frequencies are very lower than the limit and not show in test report.

Product	:	Portable computer
Test Item	:	Harmonic Radiated Emission Data
Test Date	:	2020/05/27
Test Mode	:	Mode 25: MIMO: Transmit (802.11ax-80BW_72.1Mbps) (5290MHz)

Horizontal

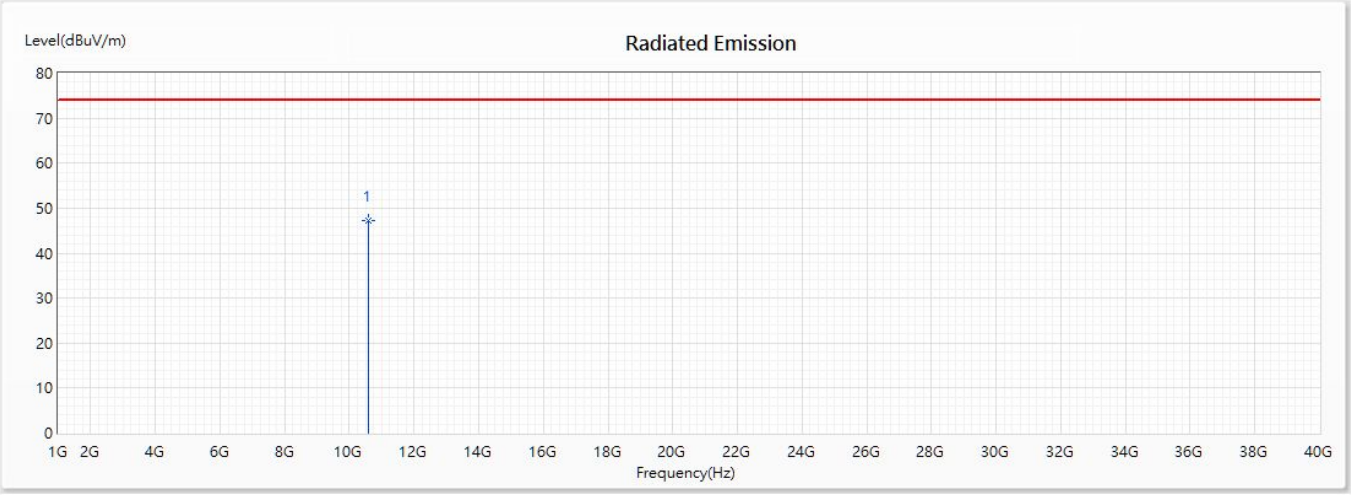

No	Frequency (MHz)	Emission Level (dBuV/m)	Limit (dBuV/m)	Margin (dB)	Reading Level (dBuV)	Correct Factor (dB/m)	Detector Type
* 1	10580	47.29	74.00	-26.71	60.79	-13.50	PK

Note:

1. All Readings below 1GHz are Quasi-Peak, above 1GHz are performed with peak and/or average measurements as necessary.
2. Emission Level = Reading Level + Correct Factor.
3. Correct Factor = Antenna factor + Cable loss –Amplifier gain.
4. The average measurement was not performed when the peak measured data under the limit of average detection.
5. The emission levels of other frequencies are very lower than the limit and not show in test report.

Product	:	Portable computer
Test Item	:	Harmonic Radiated Emission Data
Test Date	:	2020/05/27
Test Mode	:	Mode 25: MIMO: Transmit (802.11ax-80BW_72.1Mbps) (5290MHz)

Vertical

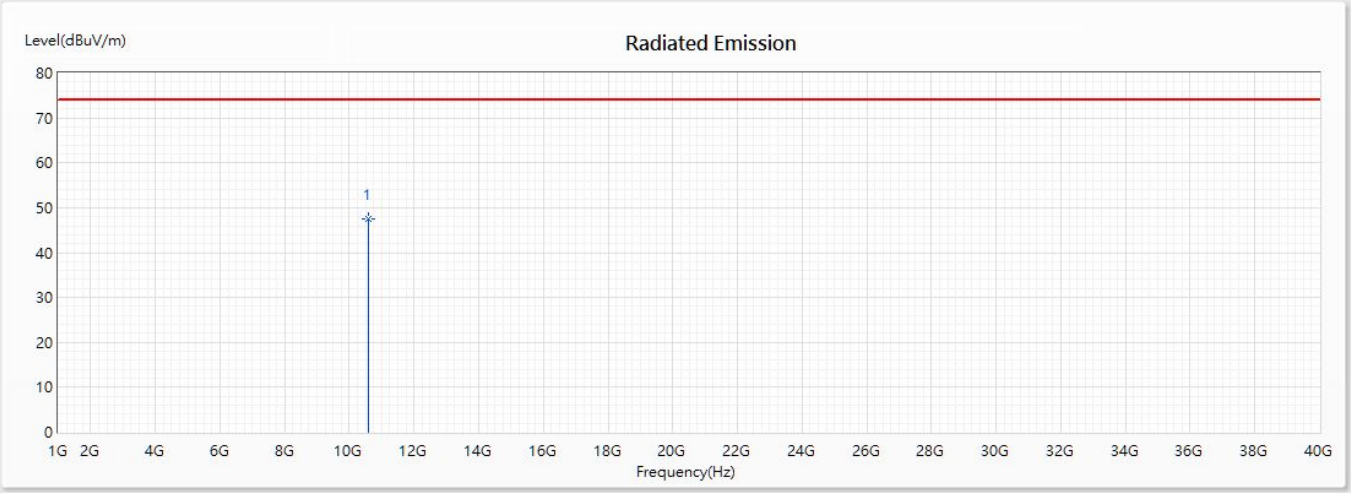

No	Frequency (MHz)	Emission Level (dBuV/m)	Limit (dBuV/m)	Margin (dB)	Reading Level (dBuV)	Correct Factor (dB/m)	Detector Type
* 1	10580	47.47	74.00	-26.53	60.97	-13.50	PK

Note:

1. All Readings below 1GHz are Quasi-Peak, above 1GHz are performed with peak and/or average measurements as necessary.
2. Emission Level = Reading Level + Correct Factor.
3. Correct Factor = Antenna factor + Cable loss –Amplifier gain.
4. The average measurement was not performed when the peak measured data under the limit of average detection.
5. The emission levels of other frequencies are very lower than the limit and not show in test report.

Product	:	Portable computer
Test Item	:	Harmonic Radiated Emission Data
Test Date	:	2020/05/27
Test Mode	:	Mode 25: MIMO: Transmit (802.11ax-80BW_72.1Mbps) (5530MHz)

Horizontal

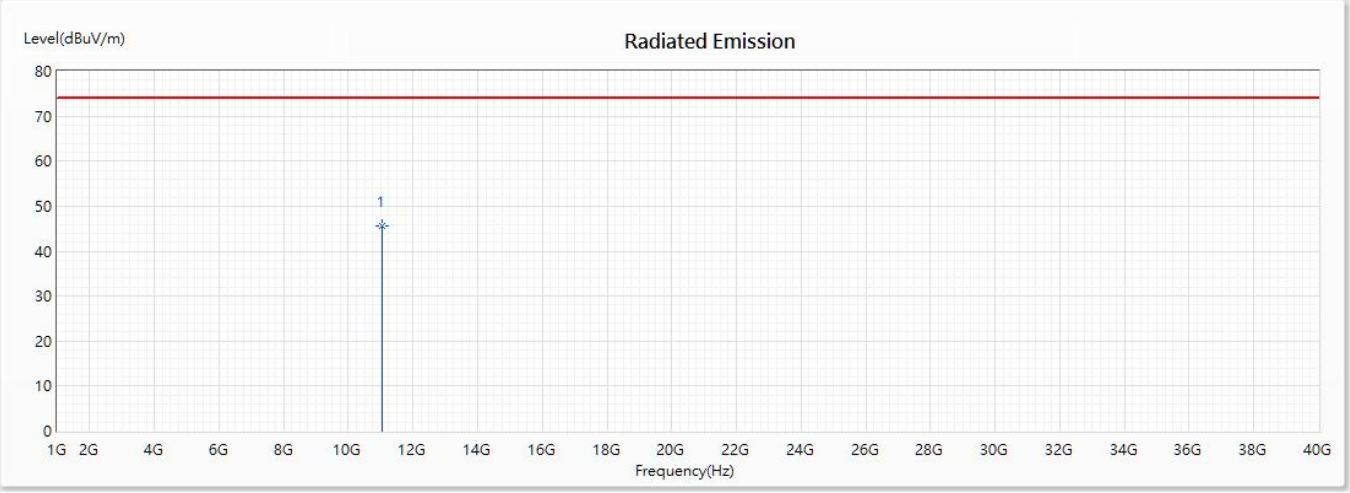

No	Frequency (MHz)	Emission Level (dBuV/m)	Limit (dBuV/m)	Margin (dB)	Reading Level (dBuV)	Correct Factor (dB/m)	Detector Type
* 1	11060	45.47	74.00	-28.53	57.43	-11.96	PK

Note:

1. All Readings below 1GHz are Quasi-Peak, above 1GHz are performed with peak and/or average measurements as necessary.
2. Emission Level = Reading Level + Correct Factor.
3. Correct Factor = Antenna factor + Cable loss –Amplifier gain.
4. The average measurement was not performed when the peak measured data under the limit of average detection.
5. The emission levels of other frequencies are very lower than the limit and not show in test report.

Product	:	Portable computer
Test Item	:	Harmonic Radiated Emission Data
Test Date	:	2020/05/27
Test Mode	:	Mode 25: MIMO: Transmit (802.11ax-80BW_72.1Mbps) (5530MHz)

Vertical

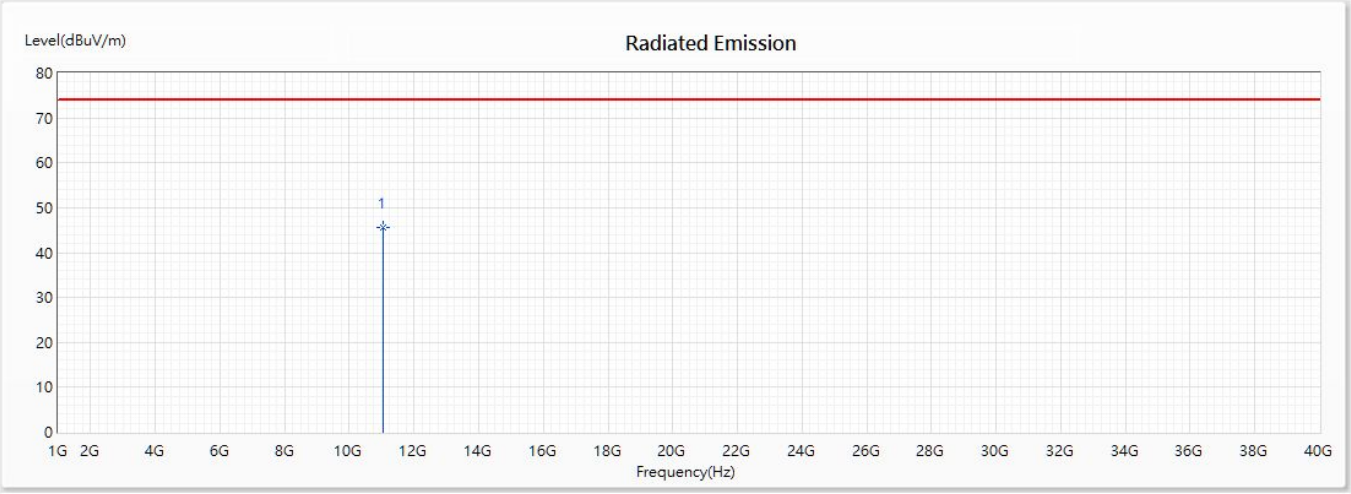

No	Frequency (MHz)	Emission Level (dBuV/m)	Limit (dBuV/m)	Margin (dB)	Reading Level (dBuV)	Correct Factor (dB/m)	Detector Type
* 1	11060	45.59	74.00	-28.41	57.55	-11.96	PK

Note:

1. All Readings below 1GHz are Quasi-Peak, above 1GHz are performed with peak and/or average measurements as necessary.
2. Emission Level = Reading Level + Correct Factor.
3. Correct Factor = Antenna factor + Cable loss –Amplifier gain.
4. The average measurement was not performed when the peak measured data under the limit of average detection.
5. The emission levels of other frequencies are very lower than the limit and not show in test report.

Product	:	Portable computer
Test Item	:	Harmonic Radiated Emission Data
Test Date	:	2020/05/27
Test Mode	:	Mode 25: MIMO: Transmit (802.11ax-80BW_72.1Mbps) (5690MHz)

Horizontal

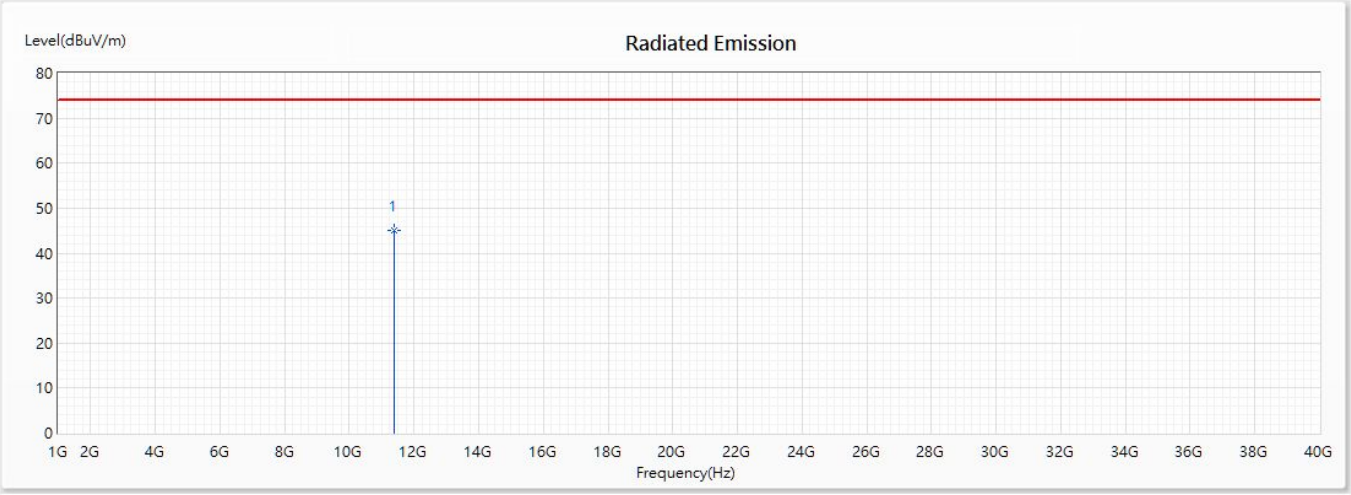

No	Frequency (MHz)	Emission Level (dBuV/m)	Limit (dBuV/m)	Margin (dB)	Reading Level (dBuV)	Correct Factor (dB/m)	Detector Type
* 1	11380	45.03	74.00	-28.97	56.13	-11.10	PK

Note:

1. All Readings below 1GHz are Quasi-Peak, above 1GHz are performed with peak and/or average measurements as necessary.
2. Emission Level = Reading Level + Correct Factor.
3. Correct Factor = Antenna factor + Cable loss –Amplifier gain.
4. The average measurement was not performed when the peak measured data under the limit of average detection.
5. The emission levels of other frequencies are very lower than the limit and not show in test report.

Product	:	Portable computer
Test Item	:	Harmonic Radiated Emission Data
Test Date	:	2020/05/27
Test Mode	:	Mode 25: MIMO: Transmit (802.11ax-80BW_72.1Mbps) (5690MHz)

Vertical

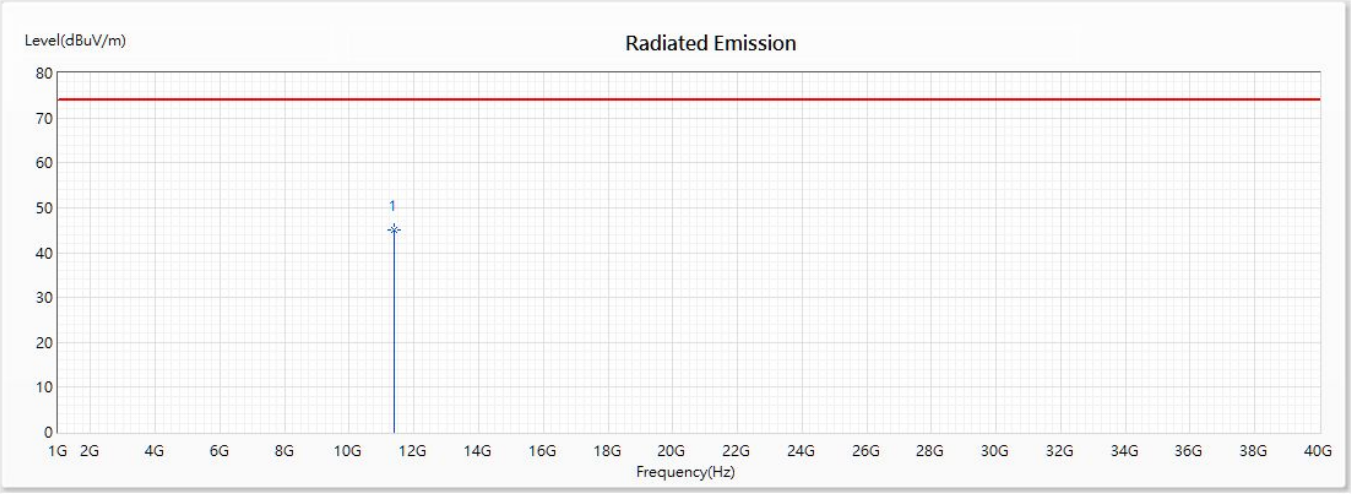

No	Frequency (MHz)	Emission Level (dBuV/m)	Limit (dBuV/m)	Margin (dB)	Reading Level (dBuV)	Correct Factor (dB/m)	Detector Type
* 1	11380	45.15	74.00	-28.85	56.25	-11.10	PK

Note:

1. All Readings below 1GHz are Quasi-Peak, above 1GHz are performed with peak and/or average measurements as necessary.
2. Emission Level = Reading Level + Correct Factor.
3. Correct Factor = Antenna factor + Cable loss –Amplifier gain.
4. The average measurement was not performed when the peak measured data under the limit of average detection.
5. The emission levels of other frequencies are very lower than the limit and not show in test report.

Product	:	Portable computer
Test Item	:	Harmonic Radiated Emission Data
Test Date	:	2020/05/27
Test Mode	:	Mode 25: MIMO: Transmit (802.11ax-80BW_72.1Mbps) (5775MHz)

Horizontal

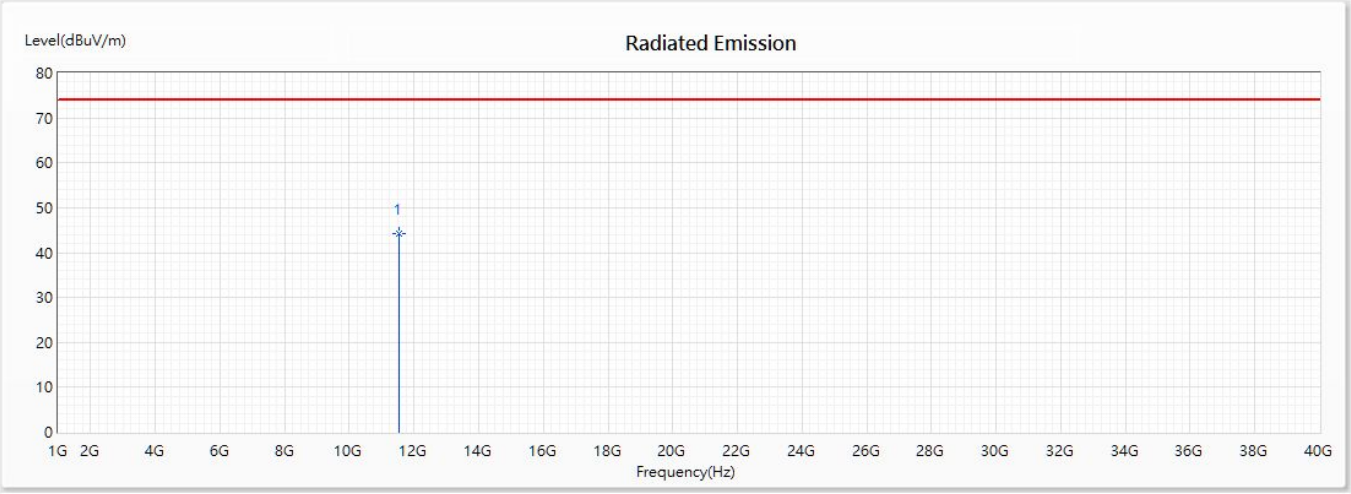

No	Frequency (MHz)	Emission Level (dBuV/m)	Limit (dBuV/m)	Margin (dB)	Reading Level (dBuV)	Correct Factor (dB/m)	Detector Type
* 1	11550	44.29	74.00	-29.71	55.92	-11.63	PK

Note:

1. All Readings below 1GHz are Quasi-Peak, above 1GHz are performed with peak and/or average measurements as necessary.
2. Emission Level = Reading Level + Correct Factor.
3. Correct Factor = Antenna factor + Cable loss –Amplifier gain.
4. The average measurement was not performed when the peak measured data under the limit of average detection.
5. The emission levels of other frequencies are very lower than the limit and not show in test report.

Product	:	Portable computer
Test Item	:	Harmonic Radiated Emission Data
Test Date	:	2020/05/27
Test Mode	:	Mode 25: MIMO: Transmit (802.11ax-80BW_72.1Mbps) (5775MHz)

Vertical

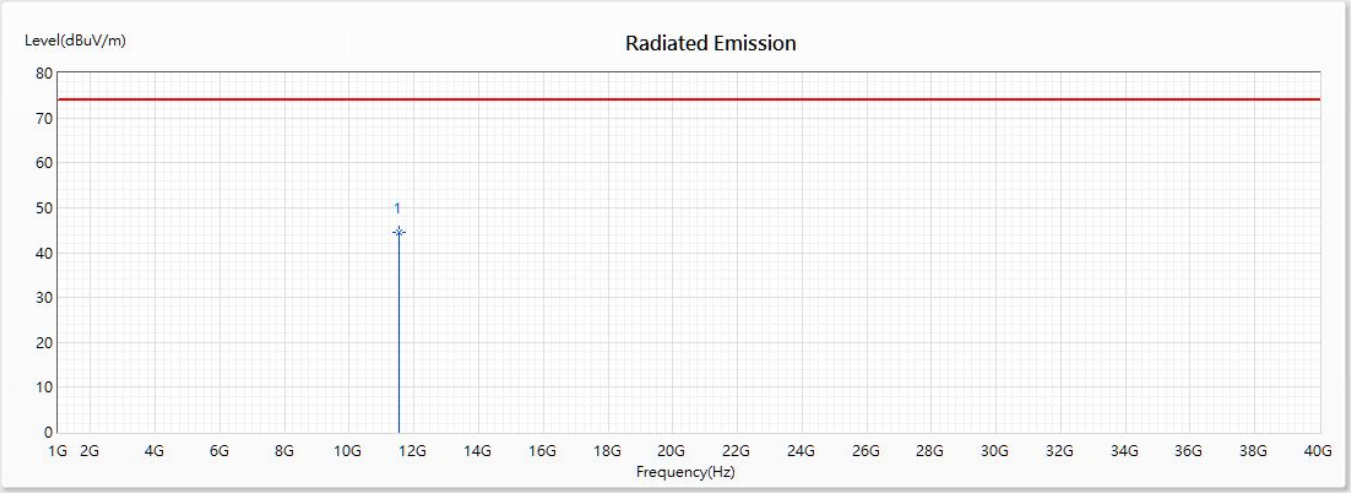

No	Frequency (MHz)	Emission Level (dBuV/m)	Limit (dBuV/m)	Margin (dB)	Reading Level (dBuV)	Correct Factor (dB/m)	Detector Type
* 1	11550	44.53	74.00	-29.47	56.16	-11.63	PK

Note:

1. All Readings below 1GHz are Quasi-Peak, above 1GHz are performed with peak and/or average measurements as necessary.
2. Emission Level = Reading Level + Correct Factor.
3. Correct Factor = Antenna factor + Cable loss –Amplifier gain.
4. The average measurement was not performed when the peak measured data under the limit of average detection.
5. The emission levels of other frequencies are very lower than the limit and not show in test report.

Product	:	Portable computer
Test Item	:	Harmonic Radiated Emission Data
Test Date	:	2020/05/27
Test Mode	:	Mode 26: MIMO: Transmit (802.11ax-160BW_144.1Mbps) (5250MHz)

Horizontal

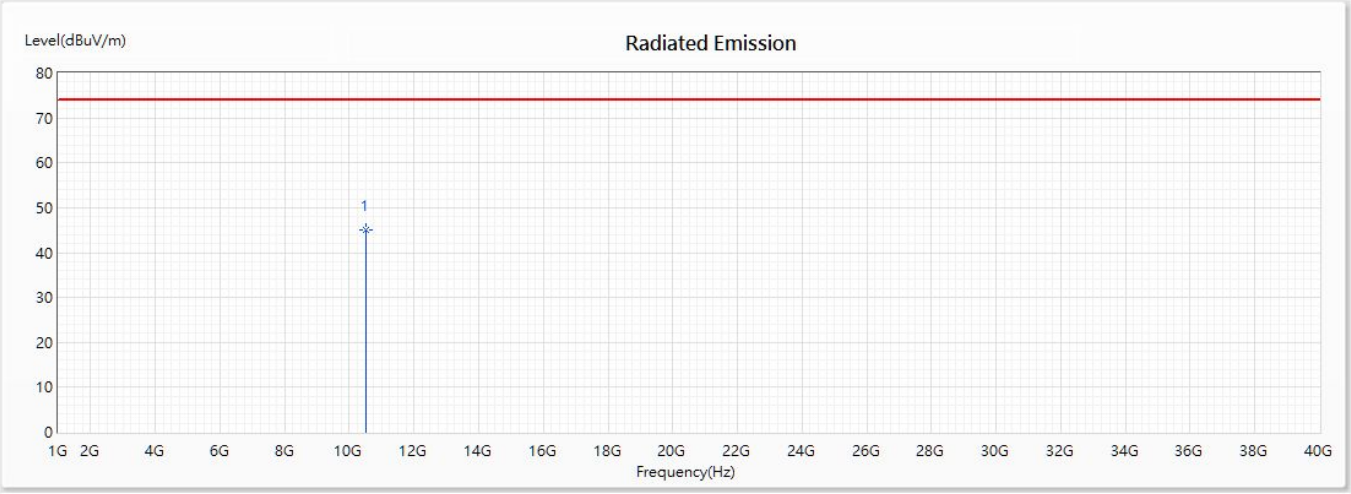

No	Frequency (MHz)	Emission Level (dBuV/m)	Limit (dBuV/m)	Margin (dB)	Reading Level (dBuV)	Correct Factor (dB/m)	Detector Type
* 1	10500	45.03	74.00	-28.97	57.95	-12.92	PK

Note:

1. All Readings below 1GHz are Quasi-Peak, above 1GHz are performed with peak and/or average measurements as necessary.
2. Emission Level = Reading Level + Correct Factor.
3. Correct Factor = Antenna factor + Cable loss –Amplifier gain.
4. The average measurement was not performed when the peak measured data under the limit of average detection.
5. The emission levels of other frequencies are very lower than the limit and not show in test report.

Product	:	Portable computer
Test Item	:	Harmonic Radiated Emission Data
Test Date	:	2020/05/27
Test Mode	:	Mode 26: MIMO: Transmit (802.11ax-160BW_144.1Mbps) (5250MHz)

Vertical

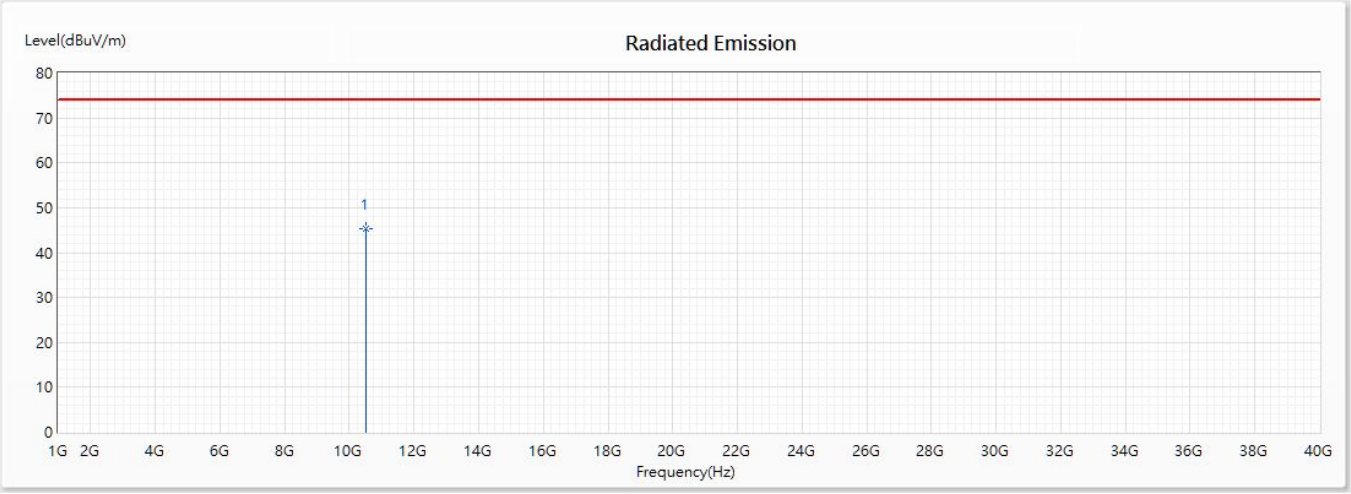

No	Frequency (MHz)	Emission Level (dBuV/m)	Limit (dBuV/m)	Margin (dB)	Reading Level (dBuV)	Correct Factor (dB/m)	Detector Type
* 1	10500	45.22	74.00	-28.78	58.14	-12.92	PK

Note:

1. All Readings below 1GHz are Quasi-Peak, above 1GHz are performed with peak and/or average measurements as necessary.
2. Emission Level = Reading Level + Correct Factor.
3. Correct Factor = Antenna factor + Cable loss –Amplifier gain.
4. The average measurement was not performed when the peak measured data under the limit of average detection.
5. The emission levels of other frequencies are very lower than the limit and not show in test report.

Product	:	Portable computer
Test Item	:	Harmonic Radiated Emission Data
Test Date	:	2020/05/27
Test Mode	:	Mode 26: MIMO: Transmit (802.11ax-160BW_144.1Mbps) (5570MHz)

Horizontal

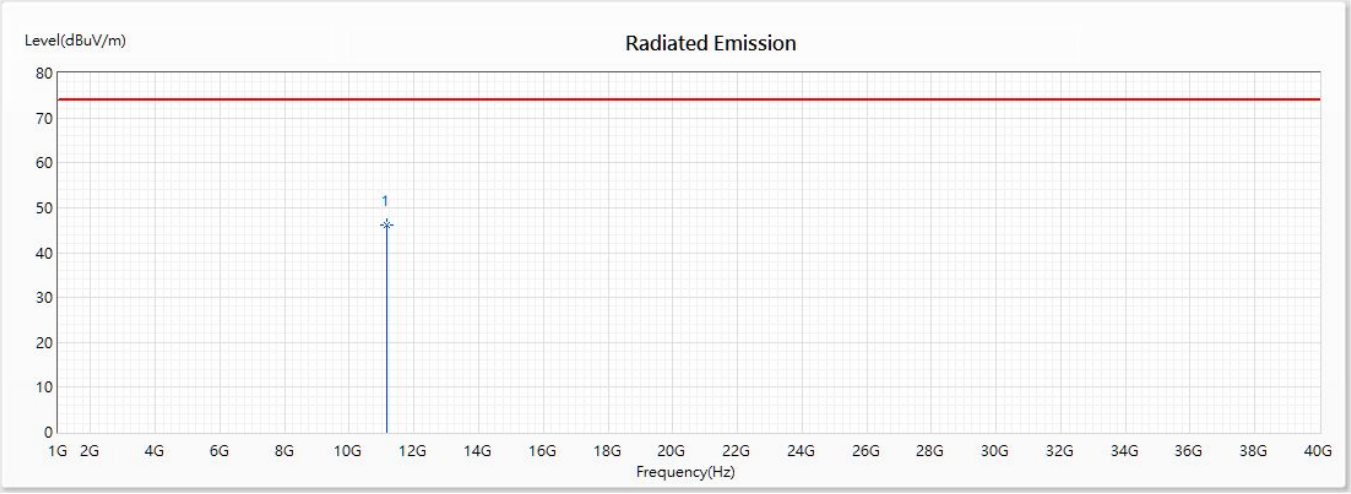

No	Frequency (MHz)	Emission Level (dBuV/m)	Limit (dBuV/m)	Margin (dB)	Reading Level (dBuV)	Correct Factor (dB/m)	Detector Type
* 1	11140	46.11	74.00	-27.89	57.30	-11.19	PK

Note:

1. All Readings below 1GHz are Quasi-Peak, above 1GHz are performed with peak and/or average measurements as necessary.
2. Emission Level = Reading Level + Correct Factor.
3. Correct Factor = Antenna factor + Cable loss –Amplifier gain.
4. The average measurement was not performed when the peak measured data under the limit of average detection.
5. The emission levels of other frequencies are very lower than the limit and not show in test report.

Product	:	Portable computer
Test Item	:	Harmonic Radiated Emission Data
Test Date	:	2020/05/27
Test Mode	:	Mode 26: MIMO: Transmit (802.11ax-160BW_144.1Mbps) (5570MHz)

Vertical

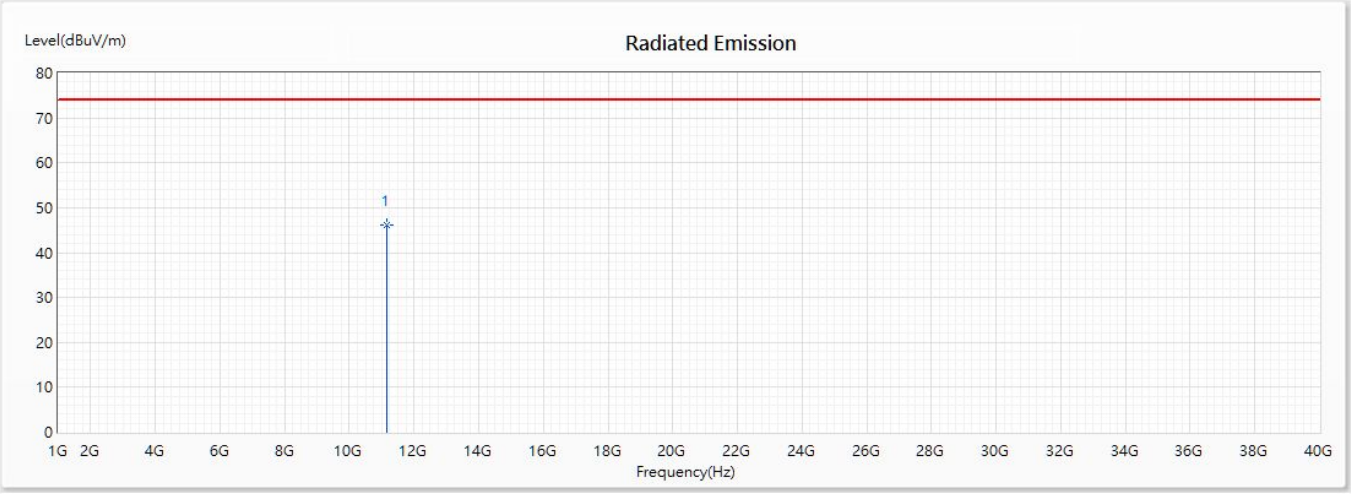

No	Frequency (MHz)	Emission Level (dBuV/m)	Limit (dBuV/m)	Margin (dB)	Reading Level (dBuV)	Correct Factor (dB/m)	Detector Type
* 1	11140	46.27	74.00	-27.73	57.46	-11.19	PK

Note:

1. All Readings below 1GHz are Quasi-Peak, above 1GHz are performed with peak and/or average measurements as necessary.
2. Emission Level = Reading Level + Correct Factor.
3. Correct Factor = Antenna factor + Cable loss –Amplifier gain.
4. The average measurement was not performed when the peak measured data under the limit of average detection.
5. The emission levels of other frequencies are very lower than the limit and not show in test report.

Product	:	Portable computer
Test Item	:	General Radiated Emission
Test Date	:	2020/05/13
Test Mode	:	Mode 1 SISO A: Transmit (802.11a_6Mbps) (5220MHz)

Horizontal

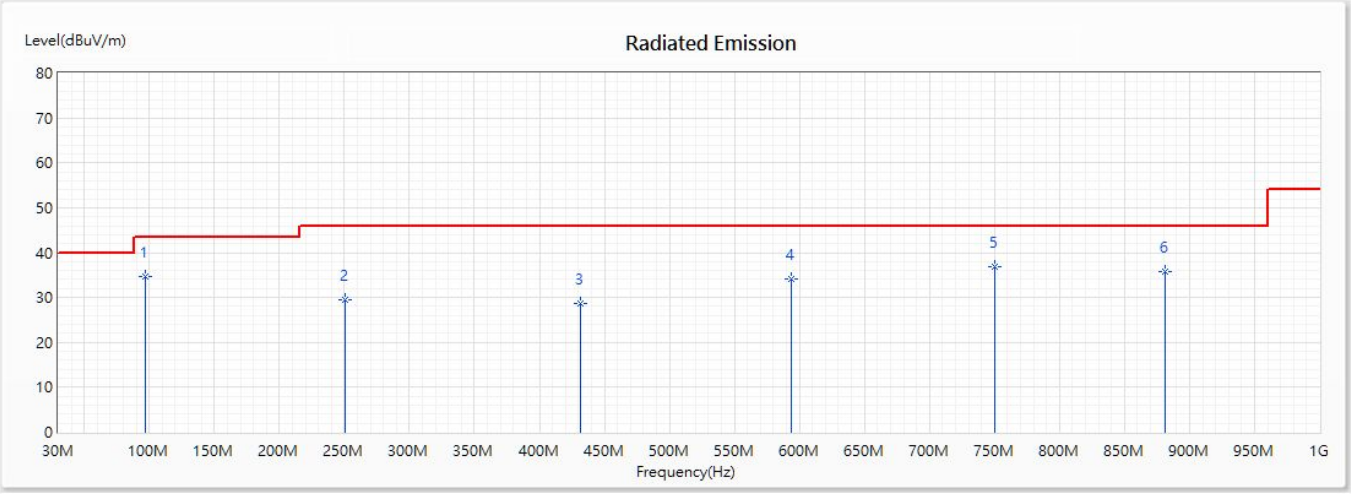

No	Frequency (MHz)	Emission Level (dBuV/m)	Limit (dBuV/m)	Margin (dB)	Reading Level (dBuV)	Correct Factor (dB/m)	Detector Type
* 1	96.93	34.65	43.50	-8.85	43.66	-9.01	QP
2	250.19	29.42	46.00	-16.58	40.81	-11.39	QP
3	431.58	28.80	46.00	-17.20	33.04	-4.24	QP
4	593.57	34.00	46.00	-12.00	34.44	-0.44	QP
5	749.74	36.97	46.00	-9.03	37.39	-0.42	QP
6	881.66	35.90	46.00	-10.10	38.12	-2.22	QP

Note:

1. All Readings below 1GHz are Quasi-Peak, above 1GHz are performed with peak and/or average measurements as necessary.
2. Emission Level = Reading Level + Correct Factor.
3. Correct Factor = Antenna factor + Cable loss –Amplifier gain.
4. The emission levels of other frequencies are very lower than the limit and not show in test report.
5. No emission found between lowest internal used/generated frequency to 30MHz.

Product	:	Portable computer
Test Item	:	General Radiated Emission
Test Date	:	2020/05/13
Test Mode	:	Mode 1 SISO A: Transmit (802.11a_6Mbps) (5200MHz)

Vertical

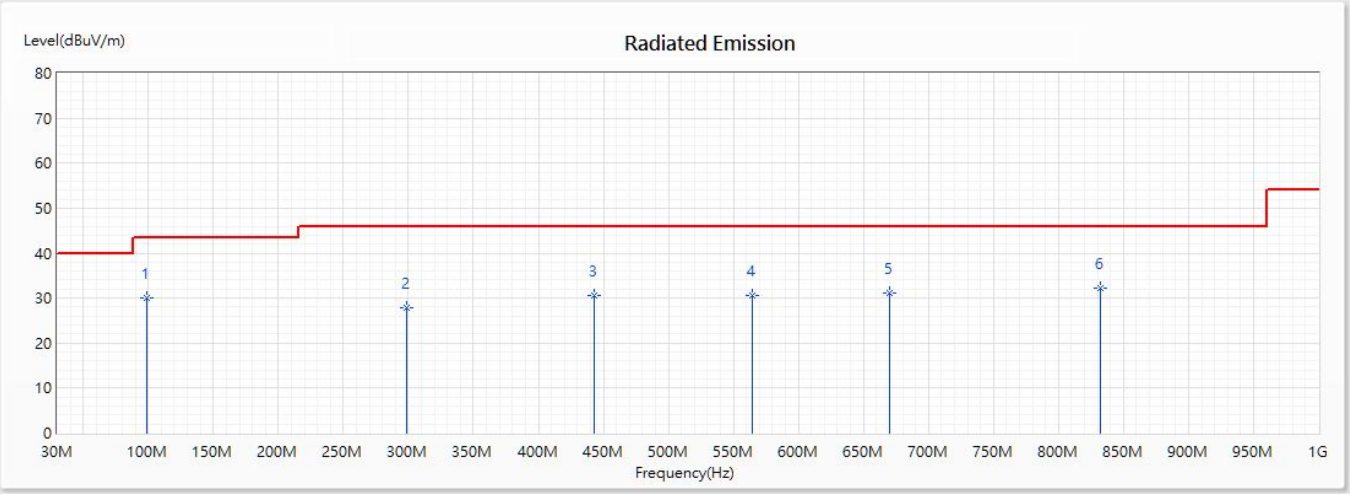

No	Frequency (MHz)	Emission Level (dBuV/m)	Limit (dBuV/m)	Margin (dB)	Reading Level (dBuV)	Correct Factor (dB/m)	Detector Type
* 1	98.87	30.07	43.50	-13.43	38.73	-8.66	QP
2	298.69	27.95	46.00	-18.05	36.48	-8.53	QP
3	443.22	30.71	46.00	-15.29	34.26	-3.55	QP
4	564.47	30.61	46.00	-15.39	33.93	-3.32	QP
5	670.2	31.24	46.00	-14.76	34.71	-3.47	QP
6	832.19	32.14	46.00	-13.86	34.60	-2.46	QP

Note:

1. All Readings below 1GHz are Quasi-Peak, above 1GHz are performed with peak and/or average measurements as necessary.
2. Emission Level = Reading Level + Correct Factor.
3. Correct Factor = Antenna factor + Cable loss –Amplifier gain.
4. The emission levels of other frequencies are very lower than the limit and not show in test report.
5. No emission found between lowest internal used/generated frequency to 30MHz.

Product	:	Portable computer
Test Item	:	General Radiated Emission
Test Date	:	2020/05/13
Test Mode	:	Mode 1 SISO A: Transmit (802.11a_6Mbps) (5300MHz)

Horizontal

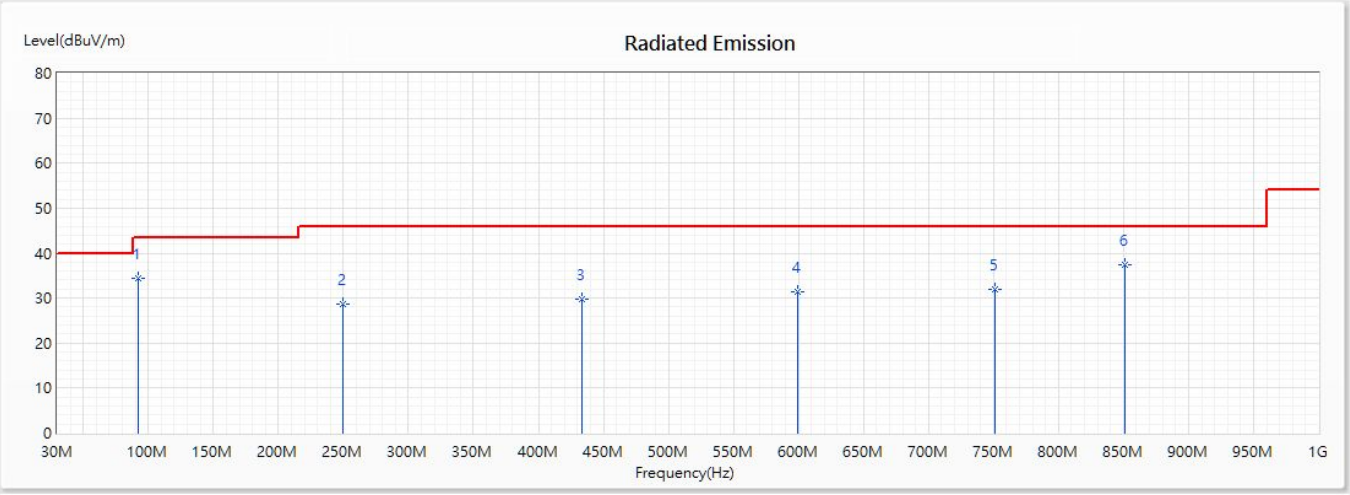

No	Frequency (MHz)	Emission Level (dBuV/m)	Limit (dBuV/m)	Margin (dB)	Reading Level (dBuV)	Correct Factor (dB/m)	Detector Type
1	92.08	34.49	43.50	-9.01	43.71	-9.22	QP
2	249.22	28.74	46.00	-17.26	40.19	-11.45	QP
3	433.52	29.65	46.00	-16.35	33.71	-4.06	QP
4	599.39	31.49	46.00	-14.51	31.67	-0.18	QP
5	750.71	31.81	46.00	-14.19	32.35	-0.54	QP
* 6	850.62	37.37	46.00	-8.63	39.49	-2.12	QP

Note:

1. All Readings below 1GHz are Quasi-Peak, above 1GHz are performed with peak and/or average measurements as necessary.
2. Emission Level = Reading Level + Correct Factor.
3. Correct Factor = Antenna factor + Cable loss –Amplifier gain.
4. The emission levels of other frequencies are very lower than the limit and not show in test report.
5. No emission found between lowest internal used/generated frequency to 30MHz.

Product	:	Portable computer
Test Item	:	General Radiated Emission
Test Date	:	2020/05/13
Test Mode	:	Mode 1 SISO A: Transmit (802.11a_6Mbps) (5300MHz)

Vertical

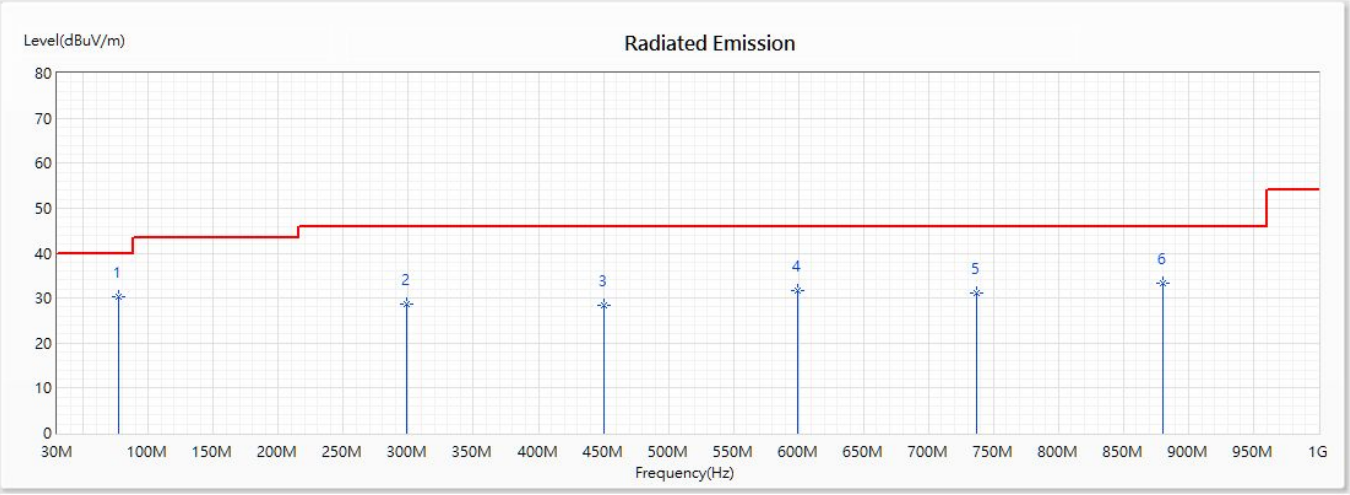

No	Frequency (MHz)	Emission Level (dBuV/m)	Limit (dBuV/m)	Margin (dB)	Reading Level (dBuV)	Correct Factor (dB/m)	Detector Type
* 1	77.53	30.30	40.00	-9.70	42.91	-12.61	QP
2	298.69	28.55	46.00	-17.45	37.08	-8.53	QP
3	450.01	28.46	46.00	-17.54	32.26	-3.80	QP
4	599.39	31.69	46.00	-14.31	31.87	-0.18	QP
5	737.13	31.10	46.00	-14.90	30.92	0.18	QP
6	880.69	33.36	46.00	-12.64	35.51	-2.15	QP

Note:

1. All Readings below 1GHz are Quasi-Peak, above 1GHz are performed with peak and/or average measurements as necessary.
2. Emission Level = Reading Level + Correct Factor.
3. Correct Factor = Antenna factor + Cable loss –Amplifier gain.
4. The emission levels of other frequencies are very lower than the limit and not show in test report.
5. No emission found between lowest internal used/generated frequency to 30MHz.

Product	:	Portable computer
Test Item	:	General Radiated Emission
Test Date	:	2020/05/13
Test Mode	:	Mode 1 SISO A: Transmit (802.11a_6Mbps) (5580MHz)

Horizontal

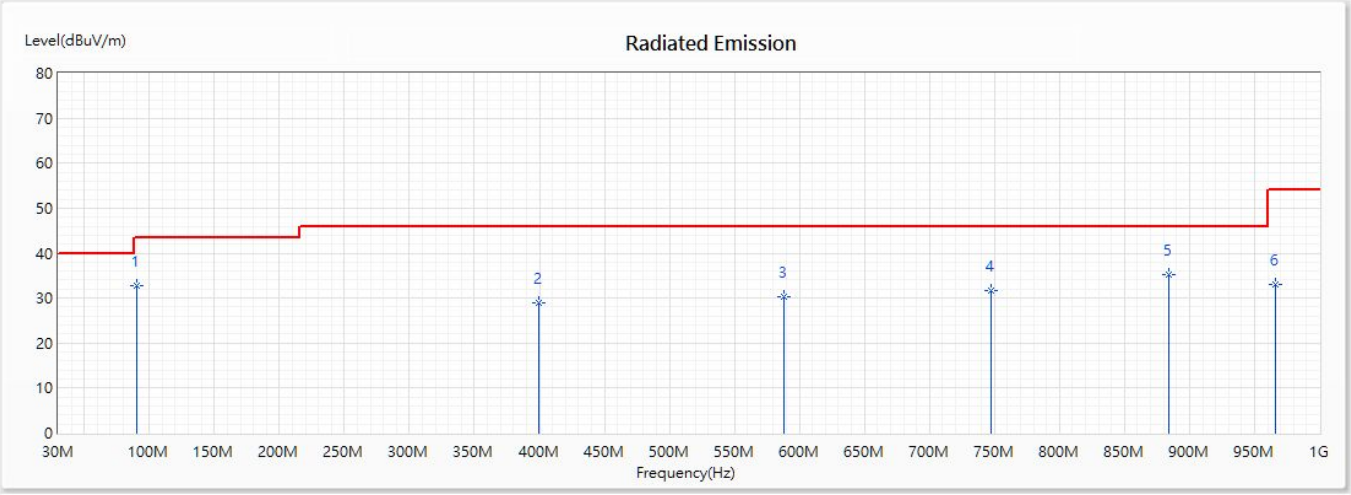

No	Frequency (MHz)	Emission Level (dBuV/m)	Limit (dBuV/m)	Margin (dB)	Reading Level (dBuV)	Correct Factor (dB/m)	Detector Type
1	90.14	32.69	43.50	-10.81	41.81	-9.12	QP
2	399.57	28.94	46.00	-17.06	36.25	-7.31	QP
3	587.75	30.21	46.00	-15.79	30.91	-0.70	QP
4	747.8	31.68	46.00	-14.32	31.88	-0.20	QP
* 5	883.6	35.29	46.00	-10.71	37.65	-2.36	QP
6	966.05	33.00	54.00	-21.00	34.99	-1.99	QP

Note:

1. All Readings below 1GHz are Quasi-Peak, above 1GHz are performed with peak and/or average measurements as necessary.
2. Emission Level = Reading Level + Correct Factor.
3. Correct Factor = Antenna factor + Cable loss –Amplifier gain.
4. The emission levels of other frequencies are very lower than the limit and not show in test report.
5. No emission found between lowest internal used/generated frequency to 30MHz.

Product	:	Portable computer
Test Item	:	General Radiated Emission
Test Date	:	2020/05/13
Test Mode	:	Mode 1 SISO A: Transmit (802.11a_6Mbps) (5580MHz)

Vertical

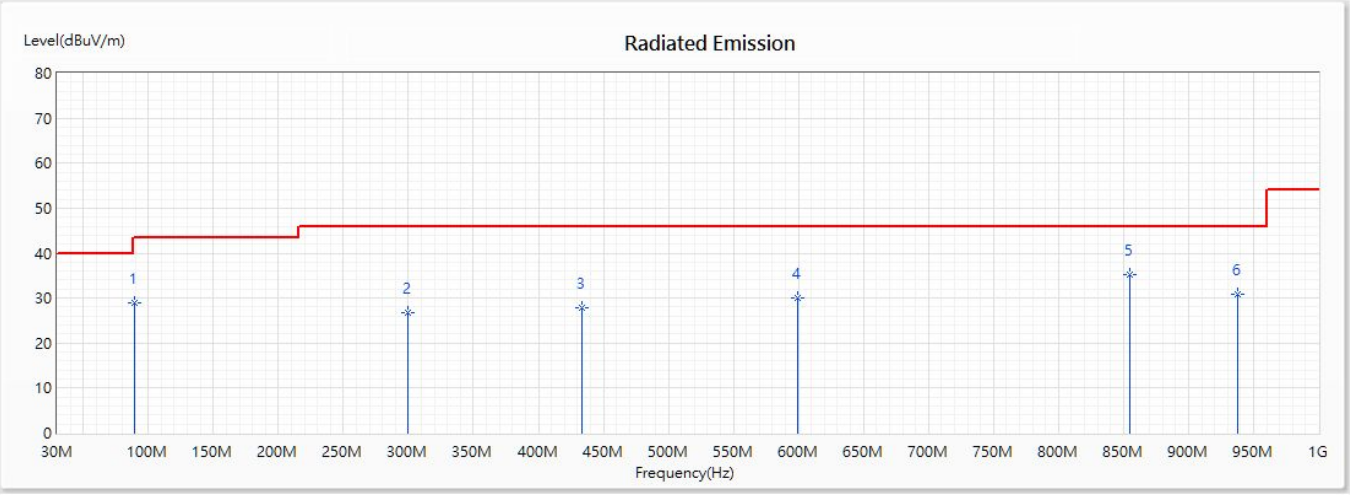

No	Frequency (MHz)	Emission Level (dBuV/m)	Limit (dBuV/m)	Margin (dB)	Reading Level (dBuV)	Correct Factor (dB/m)	Detector Type
1	89.17	28.95	43.50	-14.55	38.35	-9.40	QP
2	299.66	26.63	46.00	-19.37	34.91	-8.28	QP
3	433.52	27.81	46.00	-18.19	31.87	-4.06	QP
4	599.39	30.08	46.00	-15.92	30.26	-0.18	QP
* 5	854.5	35.09	46.00	-10.91	37.21	-2.12	QP
6	937.92	30.85	46.00	-15.15	33.23	-2.38	QP

Note:

1. All Readings below 1GHz are Quasi-Peak, above 1GHz are performed with peak and/or average measurements as necessary.
2. Emission Level = Reading Level + Correct Factor.
3. Correct Factor = Antenna factor + Cable loss –Amplifier gain.
4. The emission levels of other frequencies are very lower than the limit and not show in test report.
5. No emission found between lowest internal used/generated frequency to 30MHz.

Product	:	Portable computer
Test Item	:	General Radiated Emission
Test Date	:	2020/05/13
Test Mode	:	Mode 1 SISO A: Transmit (802.11a_6Mbps) (5785MHz)

Horizontal

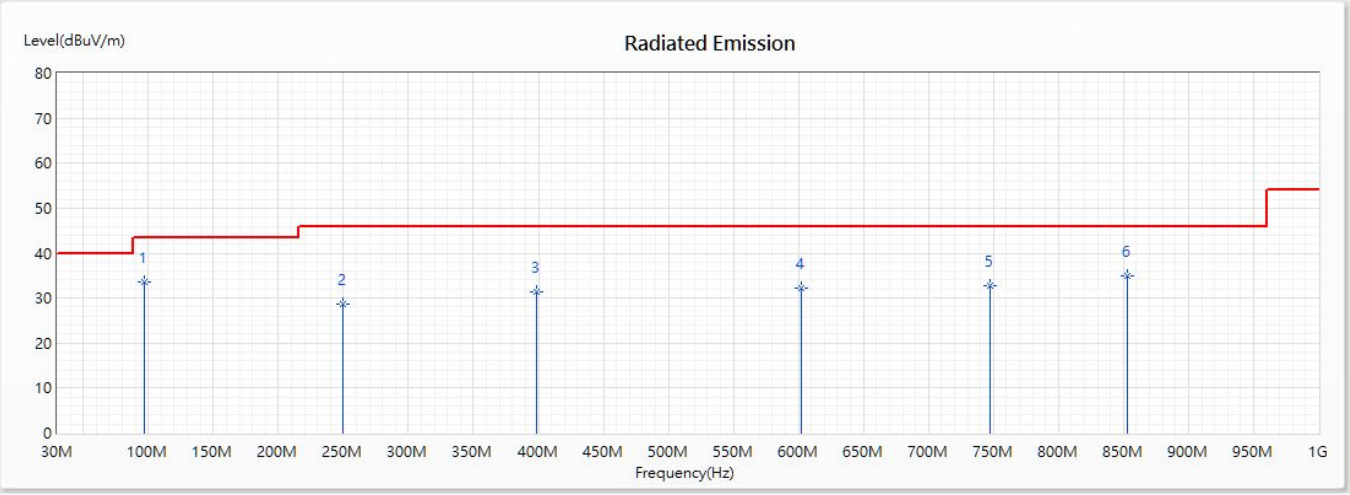

No	Frequency (MHz)	Emission Level (dBuV/m)	Limit (dBuV/m)	Margin (dB)	Reading Level (dBuV)	Correct Factor (dB/m)	Detector Type
* 1	96.93	33.51	43.50	-9.99	42.52	-9.01	QP
2	249.22	28.79	46.00	-17.21	40.24	-11.45	QP
3	398.6	31.51	46.00	-14.49	38.74	-7.23	QP
4	602.3	32.10	46.00	-13.90	32.43	-0.33	QP
5	747.8	32.82	46.00	-13.18	33.02	-0.20	QP
6	852.56	34.93	46.00	-11.07	37.05	-2.12	QP

Note:

1. All Readings below 1GHz are Quasi-Peak, above 1GHz are performed with peak and/or average measurements as necessary.
2. Emission Level = Reading Level + Correct Factor.
3. Correct Factor = Antenna factor + Cable loss –Amplifier gain.
4. The emission levels of other frequencies are very lower than the limit and not show in test report.
5. No emission found between lowest internal used/generated frequency to 30MHz.

Product	:	Portable computer
Test Item	:	General Radiated Emission
Test Date	:	2020/05/13
Test Mode	:	Mode 1 SISO A: Transmit (802.11a_6Mbps) (5785MHz)

Vertical

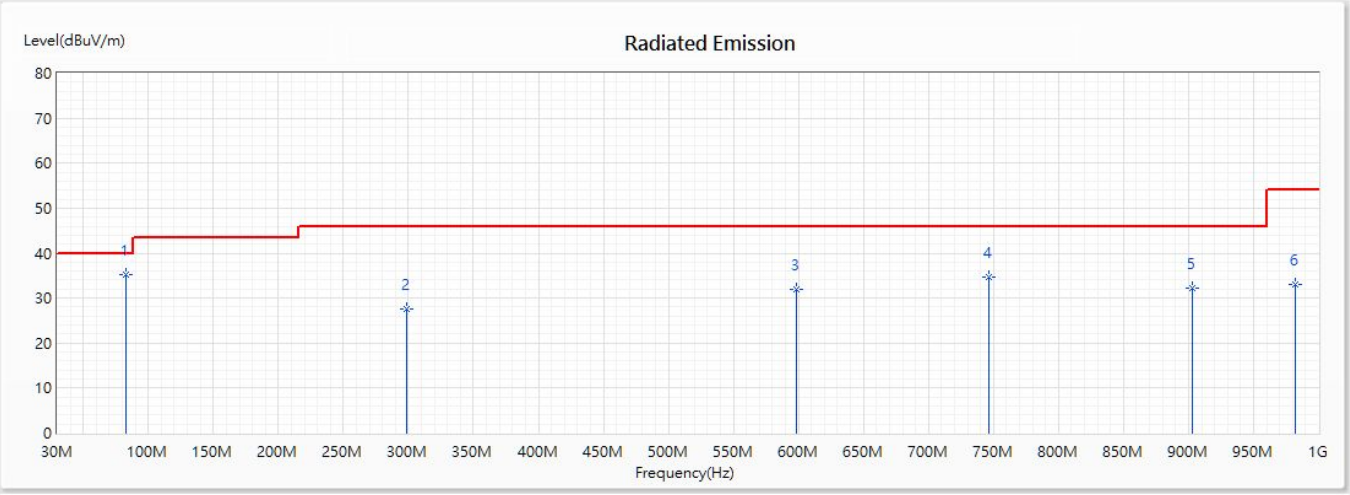

No	Frequency (MHz)	Emission Level (dBuV/m)	Limit (dBuV/m)	Margin (dB)	Reading Level (dBuV)	Correct Factor (dB/m)	Detector Type
* 1	82.38	35.28	40.00	-4.72	46.73	-11.45	QP
2	298.69	27.48	46.00	-18.52	36.01	-8.53	QP
3	598.42	31.98	46.00	-14.02	32.20	-0.22	QP
4	746.83	34.78	46.00	-11.22	34.88	-0.10	QP
5	903	32.18	46.00	-13.82	35.82	-3.64	QP
6	982.54	33.06	54.00	-20.94	34.67	-1.61	QP

Note:

1. All Readings below 1GHz are Quasi-Peak, above 1GHz are performed with peak and/or average measurements as necessary.
2. Emission Level = Reading Level + Correct Factor.
3. Correct Factor = Antenna factor + Cable loss –Amplifier gain.
4. The emission levels of other frequencies are very lower than the limit and not show in test report.
5. No emission found between lowest internal used/generated frequency to 30MHz.

Product	:	Portable computer
Test Item	:	General Radiated Emission
Test Date	:	2020/05/28
Test Mode	:	Mode 19 MIMO: Transmit (802.11n-20BW_14.4Mbps) (5220MHz)

Horizontal

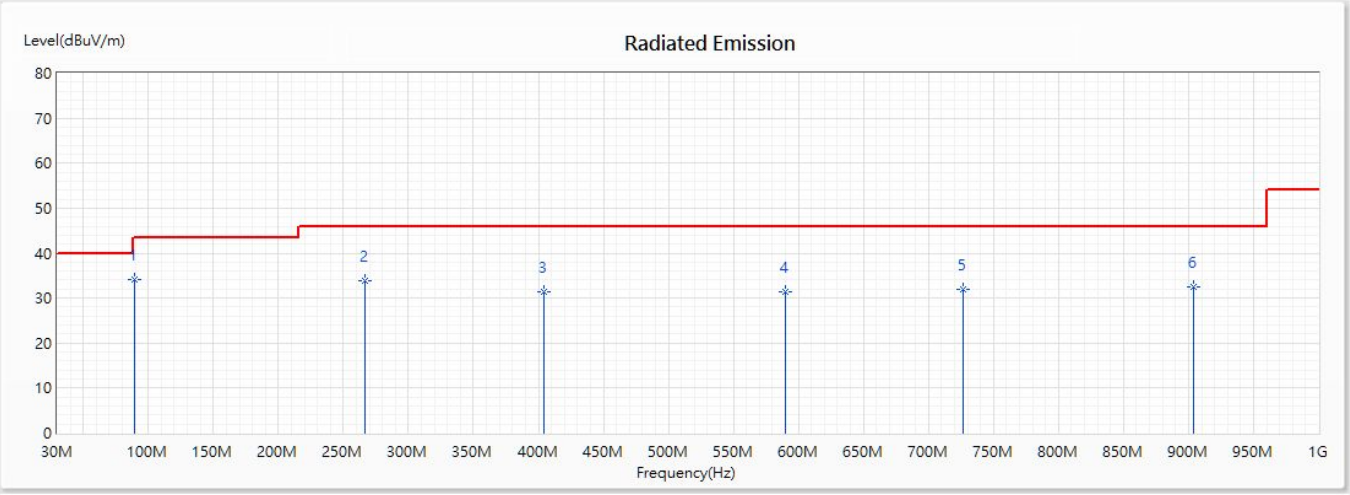

No	Frequency (MHz)	Emission Level (dBuV/m)	Limit (dBuV/m)	Margin (dB)	Reading Level (dBuV)	Correct Factor (dB/m)	Detector Type
* 1	89.36	34.13	43.50	-9.37	43.46	-9.33	QP
2	266.51	33.92	46.00	-12.08	46.17	-12.25	QP
3	404.66	31.45	46.00	-14.55	38.34	-6.89	QP
4	589.67	31.37	46.00	-14.63	31.98	-0.61	QP
5	726.38	32.05	46.00	-13.95	33.82	-1.77	QP
6	904.21	32.36	46.00	-13.64	36.03	-3.67	QP

Note:

1. All Readings below 1GHz are Quasi-Peak, above 1GHz are performed with peak and/or average measurements as necessary.
2. Emission Level = Reading Level + Correct Factor.
3. Correct Factor = Antenna factor + Cable loss –Amplifier gain.
4. The emission levels of other frequencies are very lower than the limit and not show in test report.
5. No emission found between lowest internal used/generated frequency to 30MHz.

Product	:	Portable computer
Test Item	:	General Radiated Emission
Test Date	:	2020/05/28
Test Mode	:	Mode 19 MIMO: Transmit (802.11n-20BW_14.4Mbps) (5220MHz)

Vertical

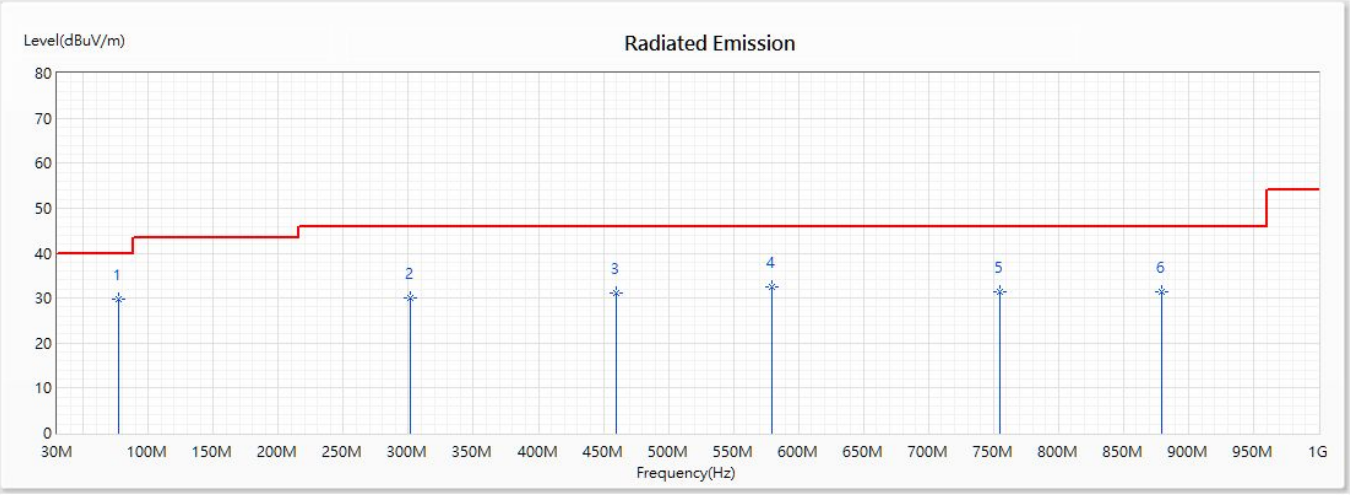

No	Frequency (MHz)	Emission Level (dBuV/m)	Limit (dBuV/m)	Margin (dB)	Reading Level (dBuV)	Correct Factor (dB/m)	Detector Type
* 1	77.29	29.86	40.00	-10.14	42.54	-12.68	QP
2	301.46	30.09	46.00	-15.91	38.25	-8.16	QP
3	459.61	31.17	46.00	-14.83	35.31	-4.14	QP
4	579.93	32.43	46.00	-13.57	33.49	-1.06	QP
5	755.27	31.27	46.00	-14.73	32.34	-1.07	QP
6	879.56	31.27	46.00	-14.73	33.37	-2.10	QP

Note:

1. All Readings below 1GHz are Quasi-Peak, above 1GHz are performed with peak and/or average measurements as necessary.
2. Emission Level = Reading Level + Correct Factor.
3. Correct Factor = Antenna factor + Cable loss –Amplifier gain.
4. The emission levels of other frequencies are very lower than the limit and not show in test report.
5. No emission found between lowest internal used/generated frequency to 30MHz.

Product	:	Portable computer
Test Item	:	General Radiated Emission
Test Date	:	2020/05/28
Test Mode	:	Mode 19 MIMO: Transmit (802.11n-20BW_14.4Mbps) (5300MHz)

Horizontal

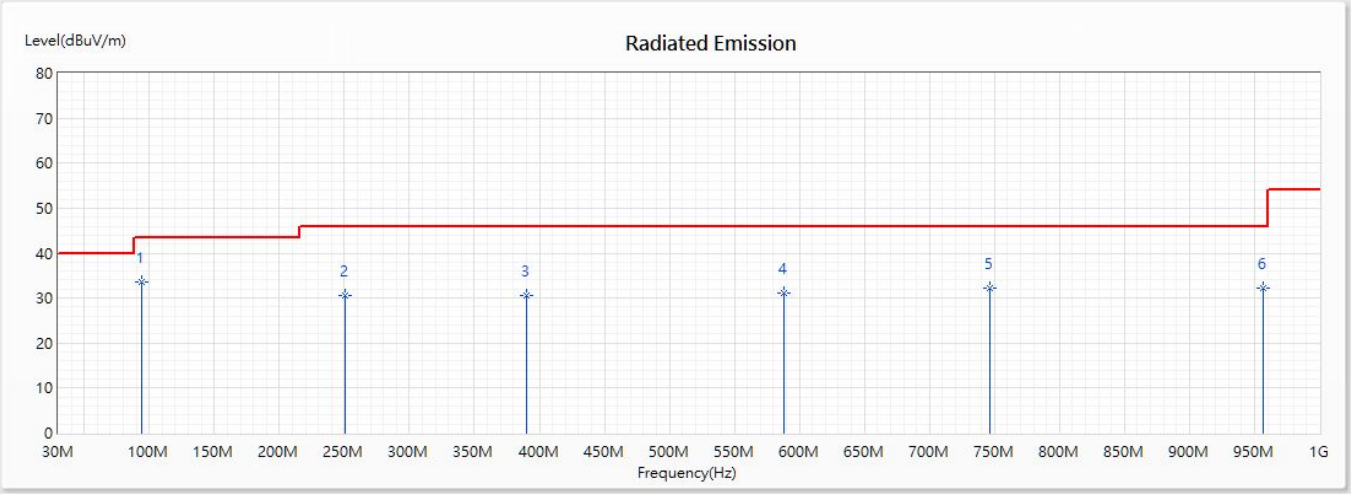

No	Frequency (MHz)	Emission Level (dBuV/m)	Limit (dBuV/m)	Margin (dB)	Reading Level (dBuV)	Correct Factor (dB/m)	Detector Type
* 1	94.01	33.57	43.50	-9.93	42.89	-9.32	QP
2	250.33	30.67	46.00	-15.33	42.07	-11.40	QP
3	390.41	30.67	46.00	-15.33	37.29	-6.62	QP
4	587.69	31.25	46.00	-14.75	31.96	-0.71	QP
5	746.44	32.15	46.00	-13.85	32.20	-0.05	QP
6	956.71	32.29	46.00	-13.71	34.45	-2.16	QP

Note:

1. All Readings below 1GHz are Quasi-Peak, above 1GHz are performed with peak and/or average measurements as necessary.
2. Emission Level = Reading Level + Correct Factor.
3. Correct Factor = Antenna factor + Cable loss –Amplifier gain.
4. The emission levels of other frequencies are very lower than the limit and not show in test report.
5. No emission found between lowest internal used/generated frequency to 30MHz.