FCC Test Report

Product Name	Portable Computer
Model No	P109F
FCC ID.	E2K-P109F

Applicant	Dell Inc.
Address	One Dell Way, Round Rock, Texas 78682, USA

Date of Receipt	Dec. 22, 2020
Issue Date	Feb. 20, 2021
Report No.	20C0808R-E3032110113
Report Version	V1.0

Testing Laboratory
3023

The test results relate only to the samples tested.
The test results shown in the test report are traceable to the national/international standard through the calibration report of the equipment and evaluated measurement uncertainty herein.
This report must not be used to claim product endorsement by TAF or any agency of the government.
The test report shall not be reproduced without the written approval of DEKRA Testing and Certification Co., Ltd.
Measurement uncertainties evaluated for each testing system and associated connections are given here to provide the system information for reference. Compliance determinations do not take into account measurement uncertainties for each testing system, but are based on the results of the compliance measurement.

Test Report

Issue Date: Feb. 20, 2021
Report No.: 20C0808R-E3032110113

Product Name	Portable Computer
Applicant	Dell Inc.
Address	One Dell Way, Round Rock, Texas 78682, USA
Manufacturer	Dell Inc.
Model No.	P109F
FCC ID.	E2K-P109F
EUT Rated Voltage	AC 100-240V, 50-60Hz
EUT Test Voltage	AC 120V/60Hz
Trade Name	ALIENWARE
Applicable Standard	FCC CFR Title 47 Part 15 Subpart C ANSI C63.4: 2014, ANSI C63.10: 2013
Test Result	Complied

Documented By : Joanne Lin

(Senior Adm. Specialist / Joanne Lin)

Tested By : Bill Lin

(Senior Engineer / Bill Lin)

Approved By :

(Director / Vincent Lin)

TABLE OF CONTENTS

Description		Page
1.	**GENERAL INFORMATION**	**5**
1.1.	EUT Description	5
1.2.	Tested System Details	7
1.3.	Configuration of Tested System	7
1.4.	EUT Exercise Software	7
1.5.	Test Facility	8
1.6.	List of Test Item and Equipment	9
1.7.	Uncertainty	10
1.8.	Summary of Test Results	11
2.	**Conducted Emission**	**12**
2.1.	Test Setup	12
2.2.	Limits	12
2.3.	Test Procedure	12
2.4.	Test Result of Conducted Emission	13
3.	**Peak Power Output**	**15**
3.1.	Test Setup	15
3.2.	Limits	15
3.3.	Test Procedure	15
3.4.	Test Result of Peak Power Output	16
4.	**Radiated Emission**	**43**
4.1.	Test Setup	43
4.2.	Limits	44
4.3.	Test Procedure	45
4.4.	Test Result of Radiated Emission	48
5.	**Duty Cycle**	**176**
5.1.	Test Setup	176
5.2.	Test Procedure	176
5.3.	Test Result of Duty Cycle	177
6.	**EMI Reduction Method During Compliance Testing**	**194**

Attachment 1: EUT Test Photographs

Attachment 2: EUT Detailed Photographs

Revision History

Report No.	Version	Description	Issued Date
20C0808R-E3032110113	V1.0	Initial issue of report.	Feb. 20, 2021

1. GENERAL INFORMATION

1.1. EUT Description

Product Name	Portable Computer
Trade Name	ALIENWARE
Model No.	P109F
FCC ID.	E2K-P109F
Frequency Range	802.11b/g/n/ax-20BW: 2412-2472MHz, 802.11n/ax-40BW: 2422-2462MHz
Number of Channels	802.11b/g/n/ax-20MHz: 13, 802.11n/ax-40MHz: 9
Data Speed	802.11b: 1-11Mbps, 802.11g: 6-54Mbps, 802.11n: up to 300Mbps 802.11ax: up to 573.5Mbps
Channel separation	802.11b/g/n/ax: 5 MHz
Type of Modulation	802.11b: DSSS (DBPSK, DQPSK, CCK) 802.11g/n/ax: OFDM (BPSK, QPSK, 16QAM, 64QAM, 256QAM, 1024QAM)
Antenna Type	PIFA Antenna
Channel Control	Auto
Antenna Gain	Refer to the table “Antenna List”
Power Cable	Shielded, 1.8m
Power Adapter	MFR: DELL, M/N: HA240PM190 Input: AC 100-240V~5A, 50-60Hz Output: 19.5V⎓12.31A, 240.0W Cable Out: Shielded, 1.8m, with two ferrite cores bonded.

Antenna List

No.	Manufacturer	Part No.	Antenna type	Peak Gain
1.	Hong-BO Co., Ltd.	260-24363 (DC33002IL0L) (Main) 260-24362 (DC33002IL1L) (Aux)	PIFA Antenna	2.64dBi for 2.4GHz
2.	Wistron Neweb Corporation	DC33002IK0L (81EABG15.G09) (Main) DC33002IK1L (81EABG15.G10) (Aux)	PIFA Antenna	0.74dBi for 2.4GHz

Note: The antenna of EUT is conforming to FCC 15.203.

802.11b/g/n/ax-20MHz Center Frequency of Each Channel:

Channel	Frequency	Channel	Frequency	Channel	Frequency	Channel	Frequency
Channel 01:	2412 MHz	Channel 02:	2417 MHz	Channel 03:	2422 MHz	Channel 04:	2427 MHz
Channel 05:	2432 MHz	Channel 06:	2437 MHz	Channel 07:	2442 MHz	Channel 08:	2447 MHz
Channel 09:	2452 MHz	Channel 10:	2457 MHz	Channel 11:	2462 MHz	Channel 12:	2467 MHz
Channel 13:	2472 MHz						

802.11n/ax-40MHz Center Frequency of Each Channel:

Channel	Frequency	Channel	Frequency	Channel	Frequency	Channel	Frequency
Channel 03:	2422 MHz	Channel 04:	2427 MHz	Channel 05:	2432 MHz	Channel 06:	2437 MHz
Channel 07:	2442 MHz	Channel 08:	2447 MHz	Channel 09:	2452 MHz	Channel 10:	2457 MHz
Channel 11:	2462 MHz						

Note:

1. The EUT is a Portable Computer with a built-in WLAN (802.11a/b/g/n/ac/ax) with Bluetooth (5.0 and V3.0+HS, V2.1+EDR) transceiver, this report for 2.4GHz WLAN.
2. This report is based on the comprehensive requirements of KDB 996369 D02. The end product only evaluates RF power and spurious emissions. The original RF module test report is 181210-03.TR04.
3. Regarding to the operation frequency, the lowest, middle and highest frequency are selected to perform the test.
4. Lowest and highest data rates are tested in each mode. Only worst case is shown in the report.
5. These tests are conducted on a sample for the purpose of demonstrating compliance of transmitter with Part 15 Subpart C Paragraph 15.247 of spread spectrum devices.

Test Mode	Mode 1 SISO A: Transmit (802.11b_1Mbps)
	Mode 2 SISO A: Transmit (802.11g_6Mbps)
	Mode 3 SISO A: Transmit (802.11n-20BW_7.2Mbps)
	Mode 4 SISO A: Transmit (802.11n-40BW_15Mbps)
	Mode 5 SISO A: Transmit (802.11ax-20BW_8.6Mbps)
	Mode 6 SISO A: Transmit (802.11ax-40BW_17.2Mbps)
	Mode 7 SISO A: Transmit (802.11ax-20BW_8.6Mbps) (Partial RU)
	Mode 8 SISO A: Transmit (802.11ax-40BW_17.2Mbps) (Partial RU)
	Mode 9 SISO B: Transmit (802.11b_1Mbps)
	Mode 10 SISO B: Transmit (802.11g_6Mbps)
	Mode 11 SISO B: Transmit (802.11n-20BW_7.2Mbps)
	Mode 12 SISO B: Transmit (802.11n-40BW_15Mbps)
	Mode 13 SISO B: Transmit (802.11ax-20BW_8.6Mbps)
	Mode 14 SISO B: Transmit (802.11ax-40BW_17.2Mbps)
	Mode 15 SISO B: Transmit (802.11ax-20BW_8.6Mbps) (Partial RU)
	Mode 16 SISO B: Transmit (802.11ax-40BW_17.2Mbps) (Partial RU)
	Mode 17 MIMO: Transmit (802.11n-20BW_14.4Mbps)
	Mode 18 MIMO: Transmit (802.11n-40BW_30Mbps)
	Mode 19 MIMO: Transmit (802.11ax-20BW_17.2Mbps)
	Mode 20 MIMO: Transmit (802.11ax-40BW_34.4Mbps)
	Mode 21 MIMO: Transmit (802.11ax-20BW_17.2Mbps) (Partial RU)
	Mode 22 MIMO: Transmit (802.11ax-40BW_34.4Mbps) (Partial RU)
	Mode 23 SISO A: Transmit
	Mode 24 SISO B: Transmit
	Mode 25 MIMO: Transmit

1.2. Tested System Details

The types for all equipment, plus descriptions of all cables used in the tested system (including inserted cards) are:

Product		Manufacturer	Model No.	Serial No.	Power Cord
1	External HDD	SanDisk	SanDisk Extreme 900	N/A	N/A
2	USB 3.0	Transcend	TS1TSJ25M3	D468623806	N/A
3	USB 3.0	Transcend	TS1TSJ25M3	D468623815	N/A
4	USB 3.0	Transcend	TS1TSJ25M3	D468623807	N/A
5	LCD Monitor	Lenovo	T24d	V5CZ4279	N/A
6	Microphone & Earphone	Verbatim	C09024VB	N/A	N/A

Signal Cable Type		Signal cable Description
A	USB Cable	Shielded, 0.5m
B	USB Cable	Shielded, 0.4m
C	USB Cable	Shielded, 0.4m
D	USB Cable	Shielded, 0.4m
E	HDMI Cable	Shielded, 1.8m
F	Microphone & Earphone Cable	Non-shielded, 2.0m

1.3. Configuration of Tested System

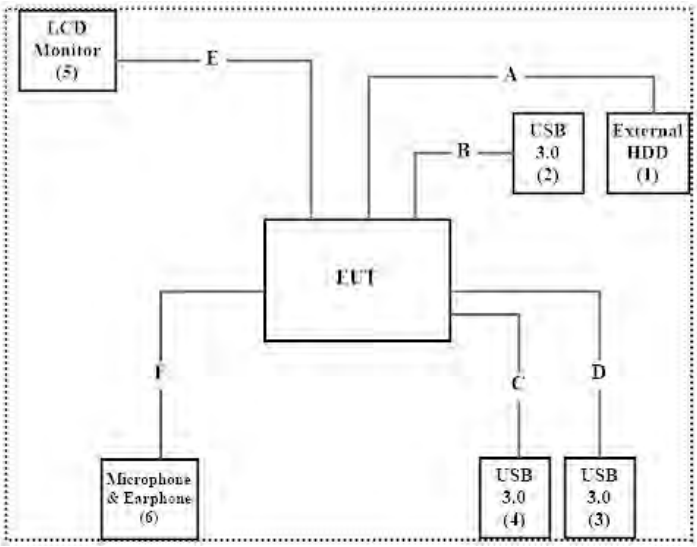

1.4. EUT Exercise Software

(1) Setup the EUT as shown in Section 1.3.

(2) Execute software “DRTU Ver. 22.3500.0.0-01462” on the EUT.

(3) Configure the test mode, the test channel, and the data rate.

(4) Press “OK” to start the continuous Transmit.

(5) Verify that the EUT works properly.

1.5. Test Facility

Ambient conditions in the laboratory:

Performed Item	Items	Required	Actual
Conducted Emission	Temperature (°C)	10~40 °C	22°C
	Humidity (%RH)	10~90 %	44.3%
Radiated Emission	Temperature (°C)	10~40 °C	16.8°C
	Humidity (%RH)	10~90 %	60.9%
Conductive	Temperature (°C)	10~40 °C	22°C
	Humidity (%RH)	10~90 %	55%

USA : FCC Registration Number: TW0023

Canada : IC Registration Number: 25880

Site Description : Accredited by TAF
Accredited Number: 3023

Test Laboratory : DEKRA Testing and Certification Co., Ltd
Address : No.159, Sec. 2, Wenhua 1st Rd., Linkou Dist.,
New Taipei City 24457, Taiwan, R.O.C.
Phone number : 886-2-2602-7968
Fax number : 866-2-2602-3286
Email address : info.tw@dekra.com
Website : http://www.dekra.com.tw

1.6. List of Test Item and Equipment

For Conduction measurements /ASR1

	Equipment	Manufacturer	Model No.	Serial No.	Cali. Data	Due. Data
X	EMI Test Receiver	R&S	ESR7	101601	2020.05.28	2021.05.27
X	Two-Line V-Network	R&S	ENV216	101306	2020.03.25	2021.03.24
X	Two-Line V-Network	R&S	ENV216	101307	2020.04.17	2021.04.16
X	Coaxial Cable	DEKRA	RG400_BNC	RF001	2020.05.24	2021.05.23

Note:
1. All equipments are calibrated every one year.
2. The test instruments marked with “X” are used to measure the final test results.
3. Test Software version : DEKRA Testing System V2.0

For Conducted measurements /ASR2

	Equipment	Manufacturer	Model No.	Serial No.	Cali. Data	Due. Data
X	Spectrum Analyzer	R&S	FSV30	103466	2020.12.28	2021.12.27
X	Peak Power Analyzer	KEYSIGHT	8900B	MY51000539	2020.05.13	2021.05.12
X	Power Sensor	KEYSIGHT	N1923A	MY59240002	2020.05.22	2021.05.21
X	Power Sensor	KEYSIGHT	N1923A	MY59240003	2020.05.22	2021.05.21

Note:
1. All equipments are calibrated every one year.
2. The test instruments marked with “X” are used to measure the final test results.
3. Test Software version : DEKRA Conduction Test System V9.0.5

For Radiated measurements /ACB1

	Equipment	Manufacturer	Model No.	Serial No.	Cali. Data	Due. Data
X	Loop Antenna	AMETEK	HLA6121	49611	2020.03.16	2021.03.15
X	Bi-Log Antenna	SCHWARZBECK	VULB9168	9168-674	2020.05.20	2021.05.19
X	Horn Antenna	ETS-Lindgren	3117	00201259	2020.10.23	2021.10.22
X	Horn Antenna	Com-Power	AH-840	101087	2020.06.08	2021.06.07
X	Pre-Amplifier	EMCI	EMC001330	980316	2020.06.23	2021.06.22
X	Pre-Amplifier	EMCI	EMC051835SE	980313	2020.11.25	2021.11.24
X	Pre-Amplifier	EMCI	EMC05820SE	980310	2020.06.24	2021.06.23
X	Pre-Amplifier	EMCI	EMC184045SE	980314	2020.06.10	2021.06.09
X	Filter	MICRO TRONICS	BRM50702	G251	2020.09.17	2021.09.16
	Filter	MICRO TRONICS	BRM50716	G188	2020.09.17	2021.09.16
X	EMI Test Receiver	R&S	ESR7	101601	2020.05.28	2021.05.27
X	Spectrum Analyzer	R&S	FSV40	101148	2020.03.16	2021.03.15
X	Coaxial Cable	SUHNER	SUCOFLEX 106	RF002	2020.07.03	2021.07.02
X	Mircoflex Cable	HUBER SUHNER	SUCOFLEX 102	MY3381/2	2020.06.10	2021.06.09

Note:
1. All equipments are calibrated every one year.
2. The test instruments marked with “X” are used to measure the final test results.
3. Test Software version : DEKRA Testing System V2.0

1.7. Uncertainty

Uncertainties have been calculated according to the DEKRA internal document, and is described in each test chapter of this report.

The reported expanded uncertainties are based on a standard uncertainty multiplied by a coverage factor of k=2, providing a level of confidence of approximately 95%.

Measurement uncertainties evaluated for each testing system and associated connections are given here to provide the system information for reference. Compliance determinations do not take into account measurement uncertainties for each testing system, but are based on the results of the compliance measurement.

Test item	**Uncertainty**	
Conducted Emission	±3.42 dB	
Peak Power Output	±0.91 dB	
Radiated Emission	Under 1GHz ±4.06 dB	Above 1GHz ±3.73 dB
Duty Cycle	±2.31 ms	

1.8. Summary of Test Results

Description	Result
Conducted Emission	Pass
Peak Power Output	Pass
Radiated Emission	Pass
RF Antenna Conducted Test	Refer to Note 1
Band Edge	Refer to Note 1
6dB Bandwidth	Refer to Note 1
Power Density	Refer to Note 1
Duty Cycle	--
Note 1 : This report is a partial report. The test items above were based on the comprehensive requirements of KDB 996369 D02 in which only RF power, Transmitter unwanted emissions and Receiver spurious emissions were performed. For other test data please refer to original modular report. (Original report no.: 181210-03.TR04, Brand: Portable Computer, Model: AX200NGW)	

2. Conducted Emission

2.1. Test Setup

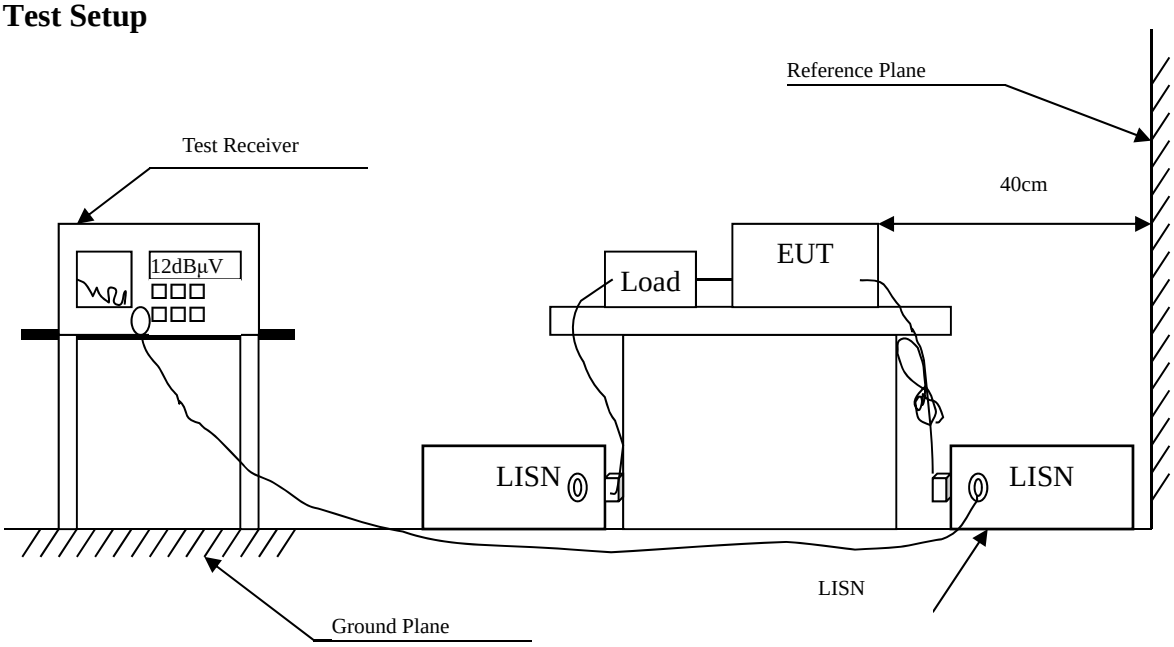

2.2. Limits

FCC Part 15 Subpart C Paragraph 15.207 (dBµV) Limit		
Frequency MHz	Limits	
	QP	AVG
0.15 - 0.50	66-56	56-46
0.50-5.0	56	46
5.0 - 30	60	50

2.3. Test Procedure

The EUT and simulators are connected to the main power through a line impedance stabilization network (L.I.S.N.). This provides a 50 ohm /50uH coupling impedance for the measuring equipment. The peripheral devices are also connected to the main power through a LISN that provides a 50ohm /50uH coupling impedance with 50ohm termination. (Please refers to the block diagram of the test setup and photographs.)
Both sides of A.C. line are checked for maximum conducted interference. In order to find the maximum emission, the relative positions of equipment and all of the interface cables must be changed according to ANSI C63.4: 2014 on conducted measurement.
Conducted emissions were invested over the frequency range from 0.15MHz to 30MHz using a receiver bandwidth of 9kHz.

2.4. Test Result of Conducted Emission

Product : Portable Computer
Test Item : Conducted Emission Test
Power Line : L 1
Test Mode : Mode 20 MIMO: Transmit (802.11ax-40BW_34.4Mbps) (2442MHz)
Test Date : 2021/02/20

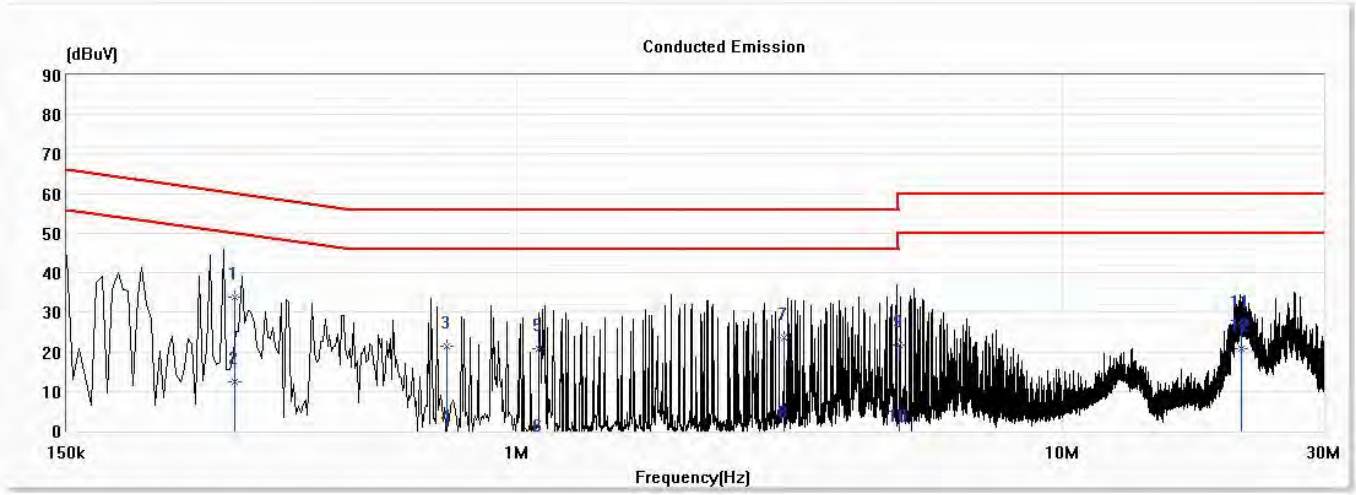

No	Frequency (MHz)	Emission Level (dBµV)	Limit (dBµV)	Margin (dB)	Reading Level (dBµV)	Correct Factor (dB)	Detector Type
*1	0.305	33.79	60.12	-26.33	24.14	9.65	QP
2	0.305	12.51	50.12	-37.60	2.86	9.65	AV
3	0.744	21.45	56.00	-34.55	11.77	9.68	QP
4	0.744	-2.27	46.00	-48.27	-11.95	9.68	AV
5	1.099	20.93	56.00	-35.07	11.24	9.69	QP
6	1.099	-4.57	46.00	-50.57	-14.26	9.69	AV
7	3.079	23.52	56.00	-32.48	13.77	9.75	QP
8	3.079	-1.27	46.00	-47.27	-11.02	9.75	AV
9	5.009	21.74	60.00	-38.26	11.94	9.80	QP
10	5.009	-2.04	50.00	-52.04	-11.84	9.80	AV
11	21.174	26.79	60.00	-33.21	16.82	9.97	QP
12	21.174	20.94	50.00	-29.06	10.98	9.97	AV

Note:

1. All Reading Levels are Quasi-Peak and average value.
2. “ * “ means the worst emission level.
3. Measurement Level = Reading Level + Correct Factor

Product	:	Portable Computer
Test Item	:	Conducted Emission Test
Power Line	:	N
Test Mode	:	Mode 20 MIMO: Transmit (802.11ax-40BW_34.4Mbps) (2442MHz)
Test Date	:	2021/02/20

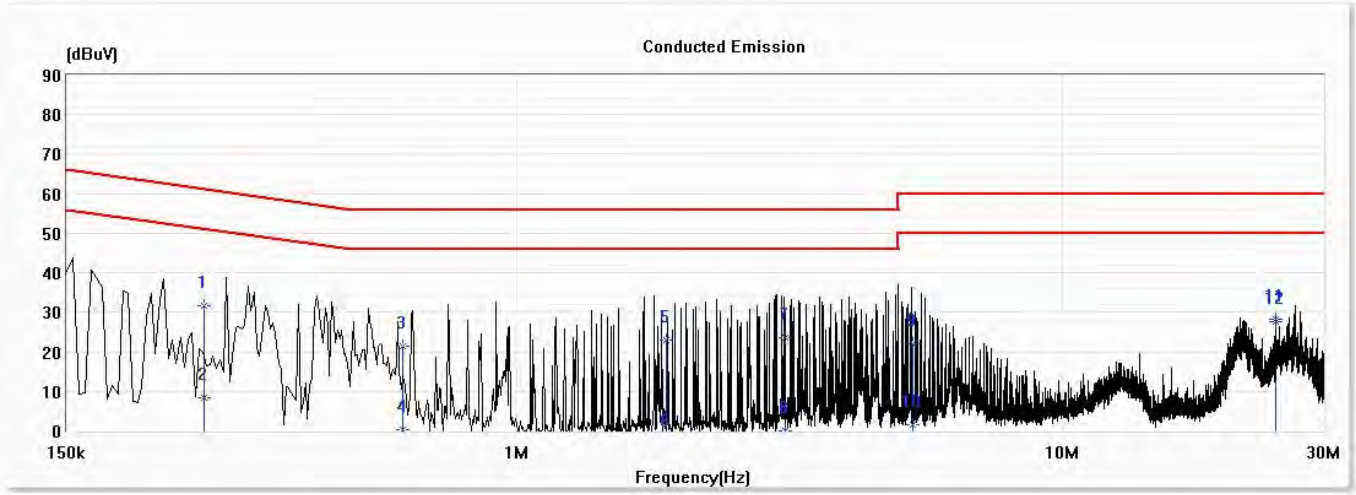

No	Frequency (MHz)	Emission Level (dBµV)	Limit (dBµV)	Margin (dB)	Reading Level (dBµV)	Correct Factor (dB)	Detector Type
1	0.267	31.54	61.20	-29.66	21.87	9.67	QP
2	0.267	8.23	51.20	-42.98	-1.44	9.67	AV
3	0.620	21.41	56.00	-34.59	11.73	9.67	QP
4	0.620	0.33	46.00	-45.67	-9.35	9.67	AV
5	1.881	22.94	56.00	-33.06	13.22	9.73	QP
6	1.881	-3.39	46.00	-49.39	-13.12	9.73	AV
7	3.102	23.45	56.00	-32.55	13.69	9.76	QP
8	3.102	0.07	46.00	-45.93	-9.69	9.76	AV
9	5.301	21.96	60.00	-38.04	12.15	9.81	QP
10	5.301	1.55	50.00	-48.45	-8.27	9.81	AV
11	24.577	28.19	60.00	-31.81	18.12	10.08	QP
*12	24.577	27.53	50.00	-22.47	17.46	10.08	AV

Note:

1. All Reading Levels are Quasi-Peak and average value.
2. “ * “ means the worst emission level.
3. Measurement Level = Reading Level + Correct Factor

3. Peak Power Output

3.1. Test Setup

3.2. Limits

The maximum peak power shall be less 1 Watt.

3.3. Test Procedure

The EUT was tested according to C63.10:2013 for compliance to FCC 47CFR 15.247 requirements. The maximum peak conducted output power using C63.10:2013 Section 11.9.1.3 PKPM1 Peak power meter method. The maximum average conducted output power using C63.10:2013 Section 11.9.2.3 Measurement using a power meter (PM). (Measurement using a gated RF average-reading power meter).

3.4. Test Result of Peak Power Output

Product : Portable Computer
Test Item : Peak Power Output
Test Date : 2021/01/15
Test Mode : Mode 1 SISO A: Transmit (802.11b_1Mbps)

Channel No	Frequency (MHz)	Average Power For different Data Rate (Mbps)				Peak Power	Required Limit	Result
		1	2	5.5	11	1		
		Measurement Level (dBm)						
01	2412	19.58	--	--	--	21.69	<30dBm	Pass
07	2442	21.11	21.05	21.01	20.96	23.15	<30dBm	Pass
11	2462	18.99	--	--	--	21.12	<30dBm	Pass
12	2467	17.82	--	--	--	19.98	<30dBm	Pass
13	2472	14.95	--	--	--	17.12	<30dBm	Pass

Product : Portable Computer
Test Item : Peak Power Output
Test Date : 2021/01/15
Test Mode : Mode 2 SISO A: Transmit (802.11g_6Mbps)

Channel No	Frequency (MHz)	Average Power For different Data Rate (Mbps)								Peak Power	Required Limit	Result
		6	9	12	18	24	36	48	54	6		
		Measurement Level (dBm)										
01	2412	16.83	--	--	--	--	--	--	--	21.82	<30dBm	Pass
07	2442	20.29	20.21	20.17	20.11	20.07	19.99	19.93	19.87	24.27	<30dBm	Pass
11	2462	15.19	--	--	--	--	--	--	--	20.16	<30dBm	Pass
12	2467	13.75	--	--	--	--	--	--	--	18.78	<30dBm	Pass
13	2472	11.63	--	--	--	--	--	--	--	20.92	<30dBm	Pass

Product : Portable Computer
Test Item : Peak Power Output
Test Date : 2021/01/15
Test Mode : Mode 3 SISO A: Transmit (802.11n-20BW_7.2Mbps)

Channel No	Frequency (MHz)	Average Power For different Data Rate (Mbps)								Peak Power	Required Limit	Result
		7.2	14.4	21.7	28.9	43.3	57.8	65	72.2	7.2		
		Measurement Level (dBm)										
01	2412	17.04	--	--	--	--	--	--	--	22.2	<30dBm	Pass
07	2442	20.34	20.24	20.2	20.12	20.07	20	19.94	19.85	24.32	<30dBm	Pass
11	2462	16.72	--	--	--	--	--	--	--	21.93	<30dBm	Pass
12	2467	14.52	--	--	--	--	--	--	--	19.81	<30dBm	Pass
13	2472	12.29	--	--	--	--	--	--	--	21.78	<30dBm	Pass

Product : Portable Computer
Test Item : Peak Power Output
Test Date : 2021/01/15
Test Mode : Mode 4 SISO A: Transmit (802.11n-40BW_15Mbps)

Channel No	Frequency (MHz)	Average Power For different Data Rate (Mbps)								Peak Power	Required Limit	Result
		15	30	45	60	90	120	135	150	15		
		Measurement Level (dBm)										
03	2422	16.66	--	--	--	--	--	--	--	22.62	<30dBm	Pass
07	2442	16.75	16.69	16.65	16.57	16.49	16.42	16.39	16.34	22.65	<30dBm	Pass
09	2452	15.75	--	--	--	--	--	--	--	21.85	<30dBm	Pass
10	2457	12.86	--	--	--	--	--	--	--	20.46	<30dBm	Pass
11	2462	12.15	--	--	--	--	--	--	--	22.14	<30dBm	Pass

Product : Portable Computer
Test Item : Peak Power Output
Test Date : 2021/01/15
Test Mode : Mode 9 SISO B: Transmit (802.11b_1Mbps)

Channel No	Frequency (MHz)	Average Power For different Data Rate (Mbps)				Peak Power	Required Limit	Result
		1	2	5.5	11	1		
		Measurement Level (dBm)						
01	2412	19.02	--	--	--	21.17	<30dBm	Pass
07	2442	20.99	20.96	20.87	20.84	23.00	<30dBm	Pass
11	2462	19.23	--	--	--	21.32	<30dBm	Pass
12	2467	16.97	--	--	--	19.11	<30dBm	Pass
13	2472	14.56	--	--	--	16.70	<30dBm	Pass

Product : Portable Computer
Test Item : Peak Power Output
Test Date : 2021/01/15
Test Mode : Mode 10 SISO B: Transmit (802.11g_6Mbps)

Channel No	Frequency (MHz)	Average Power For different Data Rate (Mbps)								Peak Power	Required Limit	Result
		6	9	12	18	24	36	48	54	6		
		Measurement Level (dBm)										
01	2412	17.01	--	--	--	--	--	--	--	21.93	<30dBm	Pass
07	2442	20.4	20.34	20.27	20.2	20.16	20.09	20.04	20	24.08	<30dBm	Pass
11	2462	14.93	--	--	--	--	--	--	--	19.95	<30dBm	Pass
12	2467	13.71	--	--	--	--	--	--	--	18.72	<30dBm	Pass
13	2472	11.82	--	--	--	--	--	--	--	21.41	<30dBm	Pass

Product : Portable Computer
Test Item : Peak Power Output
Test Date : 2021/01/15
Test Mode : Mode 11 SISO B: Transmit (802.11n-20BW_7.2Mbps)

Channel No	Frequency (MHz)	Average Power For different Data Rate (Mbps)								Peak Power	Required Limit	Result
		7.2	14.4	21.7	28.9	43.3	57.8	65	72.2	7.2		
		Measurement Level (dBm)										
01	2412	17.14	--	--	--	--	--	--	--	22.26	<30dBm	Pass
07	2442	20.1	20.01	19.98	19.92	19.86	19.81	19.73	19.7	24.08	<30dBm	Pass
11	2462	16.76	--	--	--	--	--	--	--	21.86	<30dBm	Pass
12	2467	14.76	--	--	--	--	--	--	--	19.94	<30dBm	Pass
13	2472	11.75	--	--	--	--	--	--	--	21.4	<30dBm	Pass

Product : Portable Computer
Test Item : Peak Power Output
Test Date : 2021/01/15
Test Mode : Mode 12 SISO B: Transmit (802.11n-40BW_15Mbps)

Channel No	Frequency (MHz)	Average Power For different Data Rate (Mbps)								Peak Power	Required Limit	Result
		15	30	45	60	90	120	135	150	15		
		Measurement Level (dBm)										
03	2422	17.28	--	--	--	--	--	--	--	22.98	<30dBm	Pass
07	2442	16.67	16.61	16.58	16.55	16.47	16.41	16.32	16.26	22.66	<30dBm	Pass
09	2452	15.43	--	--	--	--	--	--	--	21.55	<30dBm	Pass
10	2457	12.64	--	--	--	--	--	--	--	20.32	<30dBm	Pass
11	2462	12.05	--	--	--	--	--	--	--	22.13	<30dBm	Pass

Product : Portable Computer
Test Item : Peak Power Output
Test Date : 2021/01/15
Test Mode : Mode 17 MIMO: Transmit (802.11n-20BW_14.4Mbps)

Chain A

Channel No	Frequency (MHz)	Average Power For different Data Rate (Mbps)								Peak Power	Required Limit	Result
		14.4	28.9	43.3	57.8	86.7	115.6	130	144.4	14.4		
		Measurement Level (dBm)										
01	2412	15.43	--	--	--	--	--	--	--	20.64	<30dBm	Pass
07	2442	18.46	18.43	18.4	18.31	18.24	18.18	18.14	18.11	23.26	<30dBm	Pass
11	2462	14.09	--	--	--	--	--	--	--	19.36	<30dBm	Pass
12	2467	11.87	--	--	--	--	--	--	--	17.08	<30dBm	Pass
13	2472	8.32	--	--	--	--	--	--	--	18.54	<30dBm	Pass

Chain B

Channel No	Frequency (MHz)	Average Power For different Data Rate (Mbps)								Peak Power	Required Limit	Result
		14.4	28.9	43.3	57.8	86.7	115.6	130	144.4	14.4		
		Measurement Level (dBm)										
01	2412	15.63	--	--	--	--	--	--	--	20.74	<30dBm	Pass
07	2442	18.37	18.28	18.24	18.14	18.07	18.03	17.97	17.88	23.2	<30dBm	Pass
11	2462	14.31	--	--	--	--	--	--	--	19.45	<30dBm	Pass
12	2467	12.01	--	--	--	--	--	--	--	17.27	<30dBm	Pass
13	2472	7.41	--	--	--	--	--	--	--	17.99	<30dBm	Pass

Chain A+B

Channel	Frequency (MHz)	Data Rata (Mbps)	Chain A Power (dBm)	Chain B Power (dBm)	Peak Power Output (dBm)	Limit (dBm)	Result
01	2412	14.4	20.64	20.74	23.70	<30dBm	Pass
07	2442	14.4	23.26	23.20	26.24	<30dBm	Pass
11	2462	14.4	19.36	19.45	22.42	<30dBm	Pass
12	2467	14.4	17.08	17.27	20.19	<30dBm	Pass
13	2472	14.4	18.54	17.99	21.28	<30dBm	Pass

Note: Peak Power Output Value (dBm) = 10*LOG (Chain A (mW)+ Chain B (mW))

Product : Portable Computer
Test Item : Peak Power Output
Test Date : 2021/01/15
Test Mode : Mode 18 MIMO: Transmit (802.11n-40BW_30Mbps)

Chain A

Channel No	Frequency (MHz)	Average Power For different Data Rate (Mbps)								Peak Power	Required Limit	Result
		30	60	90	120	180	240	270	300	30		
		Measurement Level (dBm)										
03	2422	14.84	--	--	--	--	--	--	--	20.87	<30dBm	Pass
07	2442	14.98	14.92	14.88	14.82	14.73	14.64	14.57	14.54	20.97	<30dBm	Pass
09	2452	14.64	--	--	--	--	--	--	--	20.79	<30dBm	Pass
10	2457	7.72	--	--	--	--	--	--	--	15.42	<30dBm	Pass
11	2462	10.03	--	--	--	--	--	--	--	20.33	<30dBm	Pass

Chain B

Channel No	Frequency (MHz)	Average Power For different Data Rate (Mbps)								Peak Power	Required Limit	Result
		30	60	90	120	180	240	270	300	30		
		Measurement Level (dBm)										
03	2422	13.68	--	--	--	--	--	--	--	19.7	<30dBm	Pass
07	2442	14.58	14.51	14.46	14.39	14.36	14.26	14.23	14.16	20.7	<30dBm	Pass
09	2452	14.54	--	--	--	--	--	--	--	20.84	<30dBm	Pass
10	2457	7.79	--	--	--	--	--	--	--	15.61	<30dBm	Pass
11	2462	10.27	--	--	--	--	--	--	--	20.45	<30dBm	Pass

Chain A+B

Channel	Frequency (MHz)	Data Rata (Mbps)	Chain A Power (dBm)	Chain B Power (dBm)	Peak Power Output (dBm)	Limit (dBm)	Result
03	2422	30	20.87	19.70	23.33	<30dBm	Pass
07	2442	30	20.97	20.70	23.85	<30dBm	Pass
09	2452	30	20.79	20.84	23.83	<30dBm	Pass
10	2457	30	15.42	15.61	18.53	<30dBm	Pass
11	2462	30	20.33	20.45	23.40	<30dBm	Pass

Note: Peak Power Output Value (dBm) = 10*LOG (Chain A (mW)+ Chain B (mW))

Product : Portable Computer
Test Item : Peak Power Output
Test Date : 2021/01/15
Test Mode : Mode 5 SISO A: Transmit (802.11ax-20BW_8.6Mbps)

Channel No	Frequency (MHz)	Peak Power Output (dBm)														
		Average Power For different Data Rate												Peak Power	Required Limit	Result
		MCS0	MCS1	MCS2	MCS3	MCS4	MCS5	MCS6	MCS7	MCS8	MCS9	MCS10	MCS11	MCS0		
01	2412	16.84	--	--	--	--	--	--	--	--	--	--	--	22.17	<30dBm	Pass
07	2442	19.24	19.2	19.1	19	18.93	18.88	18.84	18.81	18.74	18.69	18.66	18.56	23.88	<30dBm	Pass
11	2462	16.29	--	--	--	--	--	--	--	--	--	--	--	21.6	<30dBm	Pass
12	2467	14.92	--	--	--	--	--	--	--	--	--	--	--	20.13	<30dBm	Pass
13	2472	11.64	--	--	--	--	--	--	--	--	--	--	--	21.49	<30dBm	Pass

Product : Portable Computer
Test Item : Peak Power Output
Test Date : 2021/01/15
Test Mode : Mode 6 SISO A: Transmit (802.11ax-40BW_17.2Mbps)

Channel No	Frequency (MHz)	Peak Power Output (dBm)														
		Average Power For different Data Rate												Peak Power	Required Limit	Result
		MCS0	MCS1	MCS2	MCS3	MCS4	MCS5	MCS6	MCS7	MCS8	MCS9	MCS10	MCS11	MCS0		
03	2422	16.47	--	--	--	--	--	--	--	--	--	--	--	22.57	<30dBm	Pass
07	2442	16.55	16.45	16.42	16.39	16.32	16.25	16.17	16.07	16.02	15.94	15.9	15.8	22.59	<30dBm	Pass
09	2452	15.25	--	--	--	--	--	--	--	--	--	--	--	21.5	<30dBm	Pass
10	2457	12.3	--	--	--	--	--	--	--	--	--	--	--	20.06	<30dBm	Pass
11	2462	11.77	--	--	--	--	--	--	--	--	--	--	--	21.79	<30dBm	Pass

Product : Portable Computer
Test Item : Peak Power Output
Test Date : 2021/01/15
Test Mode : Mode 13 SISO B: Transmit (802.11ax-20BW_8.6Mbps)

Channel No	Frequency (MHz)	Peak Power Output (dBm)														
		Average Power For different Data Rate												Peak Power	Required Limit	Result
		MCS0	MCS1	MCS2	MCS3	MCS4	MCS5	MCS6	MCS7	MCS8	MCS9	MCS10	MCS11	MCS0		
01	2412	16.93	--	--	--	--	--	--	--	--	--	--	--	22.14	<30dBm	Pass
07	2442	19.56	19.48	19.42	19.36	19.29	19.2	19.16	19.08	19.02	18.98	18.95	18.92	23.88	<30dBm	Pass
11	2462	16.38	--	--	--	--	--	--	--	--	--	--	--	21.72	<30dBm	Pass
12	2467	11.62	--	--	--	--	--	--	--	--	--	--	--	17.01	<30dBm	Pass
13	2472	11.35	--	--	--	--	--	--	--	--	--	--	--	21.31	<30dBm	Pass

Product : Portable Computer
Test Item : Peak Power Output
Test Date : 2021/01/15
Test Mode : Mode 14 SISO B: Transmit (802.11ax-40BW_17.2Mbps)

Channel No	Frequency (MHz)	Peak Power Output (dBm)														
		Average Power For different Data Rate												Peak Power	Required Limit	Result
		MCS0	MCS1	MCS2	MCS3	MCS4	MCS5	MCS6	MCS7	MCS8	MCS9	MCS10	MCS11	MCS0		
03	2422	16.93	--	--	--	--	--	--	--	--	--	--	--	23	<30dBm	Pass
07	2442	16.39	16.33	16.27	16.18	16.12	16.05	16	15.96	15.89	15.81	15.74	15.65	22.48	<30dBm	Pass
09	2452	14.86	--	--	--	--	--	--	--	--	--	--	--	21.19	<30dBm	Pass
10	2457	12.4	--	--	--	--	--	--	--	--	--	--	--	20.11	<30dBm	Pass
11	2462	11.63	--	--	--	--	--	--	--	--	--	--	--	21.64	<30dBm	Pass

Product : Portable Computer
Test Item : Peak Power Output
Test Date : 2021/01/15
Test Mode : Mode 19 MIMO: Transmit (802.11ax-20BW_17.2Mbps)

Chain A

Channel No	Frequency (MHz)	Peak Power Output (dBm)														
		Average Power For different Data Rate												Peak Power	Required Limit	Result
		MCS0	MCS1	MCS2	MCS3	MCS4	MCS5	MCS6	MCS7	MCS8	MCS9	MCS10	MCS11	MCS0		
01	2412	15.55	--	--	--	--	--	--	--	--	--	--	--	20.89	<30dBm	Pass
07	2442	16.28	16.21	16.12	16.06	15.97	15.87	15.82	15.73	15.68	15.59	15.49	15.45	21.62	<30dBm	Pass
11	2462	13.93	--	--	--	--	--	--	--	--	--	--	--	19.35	<30dBm	Pass
12	2467	11.41	--	--	--	--	--	--	--	--	--	--	--	16.76	<30dBm	Pass
13	2472	7.68	--	--	--	--	--	--	--	--	--	--	--	18.1	<30dBm	Pass

Chain B

Channel No	Frequency (MHz)	Peak Power Output (dBm)														
		Average Power For different Data Rate												Peak Power	Required Limit	Result
		MCS0	MCS1	MCS2	MCS3	MCS4	MCS5	MCS6	MCS7	MCS8	MCS9	MCS10	MCS11	MCS0		
01	2412	15.68	--	--	--	--	--	--	--	--	--	--	--	20.95	<30dBm	Pass
07	2442	16.78	16.7	16.62	16.56	16.48	16.45	16.39	16.33	16.28	16.19	16.13	16.07	21.97	<30dBm	Pass
11	2462	14.11	--	--	--	--	--	--	--	--	--	--	--	19.46	<30dBm	Pass
12	2467	10.32	--	--	--	--	--	--	--	--	--	--	--	15.66	<30dBm	Pass
13	2472	8.15	--	--	--	--	--	--	--	--	--	--	--	18.52	<30dBm	Pass

Chain A+B

Channel	Frequency (MHz)	Data Rata (Mbps)	Chain A Power (dBm)	Chain B Power (dBm)	Chain A+B Power (dBm)	Limit (dBm)	Result
01	2412	MCS0	20.89	20.95	23.93	<30dBm	Pass
07	2442	MCS0	21.62	21.97	24.81	<30dBm	Pass
11	2462	MCS0	19.35	19.46	22.42	<30dBm	Pass
12	2467	MCS0	16.76	15.66	19.26	<30dBm	Pass
13	2472	MCS0	18.10	18.52	21.33	<30dBm	Pass

Note: Peak Power Output Value (dBm) = 10*LOG (Chain A (mW)+ Chain B (mW))

Product : Portable Computer
Test Item : Peak Power Output
Test Date : 2021/01/15
Test Mode : Mode 20 MIMO: Transmit (802.11ax-40BW_34.4Mbps)

Chain A

Channel No	Frequency (MHz)	Peak Power Output (dBm)														
		Average Power For different Data Rate												Peak Power	Required Limit	Result
		MCS0	MCS1	MCS2	MCS3	MCS4	MCS5	MCS6	MCS7	MCS8	MCS9	MCS10	MCS11	MCS0		
03	2422	15.57	--	--	--	--	--	--	--	--	--	--	--	21.72	<30dBm	Pass
07	2442	14.9	14.85	14.8	14.73	14.7	14.61	14.58	14.53	14.45	14.35	14.26	14.18	21.07	<30dBm	Pass
09	2452	14.22	--	--	--	--	--	--	--	--	--	--	--	20.31	<30dBm	Pass
10	2457	7.22	--	--	--	--	--	--	--	--	--	--	--	15.12	<30dBm	Pass
11	2462	9.96	--	--	--	--	--	--	--	--	--	--	--	20.15	<30dBm	Pass

Chain B

Channel No	Frequency (MHz)	Peak Power Output (dBm)														
		Average Power For different Data Rate												Peak Power	Required Limit	Result
		MCS0	MCS1	MCS2	MCS3	MCS4	MCS5	MCS6	MCS7	MCS8	MCS9	MCS10	MCS11	MCS0		
03	2422	13.8	--	--	--	--	--	--	--	--	--	--	--	19.82	<30dBm	Pass
07	2442	14.97	14.91	14.83	14.79	14.76	14.71	14.64	14.59	14.49	14.41	14.34	14.31	21.1	<30dBm	Pass
09	2452	14.47	--	--	--	--	--	--	--	--	--	--	--	20.6	<30dBm	Pass
10	2457	7.47	--	--	--	--	--	--	--	--	--	--	--	15.34	<30dBm	Pass
11	2462	12.6	--	--	--	--	--	--	--	--	--	--	--	22.29	<30dBm	Pass

Chain A+B

Channel	Frequency (MHz)	Data Rata (Mbps)	Chain A Power (dBm)	Chain B Power (dBm)	Chain A+B Power (dBm)	Limit (dBm)	Result
03	2422	MCS0	21.72	19.82	23.88	<30dBm	Pass
07	2442	MCS0	21.07	21.10	24.10	<30dBm	Pass
09	2452	MCS0	20.31	20.60	23.47	<30dBm	Pass
10	2457	MCS0	15.12	15.34	18.24	<30dBm	Pass
11	2462	MCS0	20.15	22.29	24.36	<30dBm	Pass

Note: Peak Power Output Value (dBm) = 10*LOG (Chain A (mW)+ Chain B (mW))

Product : Portable Computer
Test Item : Peak Power Output
Test Date : 2021/01/15
Test Mode : Mode 7 SISO A: Transmit (802.11ax-20BW_8.6Mbps) (Partial RU)

Channel No.	Frequency (MHz)	Peak Power Output (dBm)															
		Average Power For different Data Rate													Peak Power	Required Limit	Result
		RU Config	MCS0	MCS1	MCS2	MCS3	MCS4	MCS5	MCS6	MCS7	MCS8	MCS9	MCS10	MCS11	MCS0		
01	2412	26/0	19.14	--	--	--	--	--	--	--	--	--	--	--	22.77	<30dBm	Pass
		52/37	19.37	19.31	19.21	19.15	19.09	19.02	18.93	18.87	18.80	18.72	18.69	18.61	23.32	<30dBm	Pass
		106/53	19.34	--	--	--	--	--	--	--	--	--	--	--	23.27	<30dBm	Pass
13	2472	26/8	3.63	--	--	--	--	--	--	--	--	--	--	--	12.63	<30dBm	Pass
		52/40	4.65	4.61	4.51	4.43	4.36	4.27	4.18	4.12	4.06	3.99	3.96	3.87	14.79	<30dBm	Pass
		106/54	4.52	--	--	--	--	--	--	--	--	--	--	--	14.49	<30dBm	Pass

Product : Portable Computer
Test Item : Peak Power Output
Test Date : 2021/01/15
Test Mode : Mode 8 SISO A: Transmit (802.11ax-40BW_17.2Mbps) (Partial RU)

Channel No.	Frequency (MHz)	Peak Power Output (dBm)															
		Average Power For different Data Rate													Peak Power	Required Limit	Result
		RU Config	MCS0	MCS1	MCS2	MCS3	MCS4	MCS5	MCS6	MCS7	MCS8	MCS9	MCS10	MCS11	MCS0		
03	2422	242/61	15.99	15.89	15.84	15.79	15.73	15.65	15.57	15.50	15.44	15.35	15.26	15.20	21.29	<30dBm	Pass
11	2462	242/62	8.59	8.56	8.46	8.38	8.28	8.19	8.11	8.07	8.04	7.94	7.86	7.83	19.24	<30dBm	Pass

Product : Portable Computer
Test Item : Peak Power Output
Test Date : 2021/01/15
Test Mode : Mode 15 SISO B: Transmit (802.11ax-20BW_8.6Mbps) (Partial RU)

Channel No.	Frequency (MHz)	Peak Power Output (dBm)															
		Average Power For different Data Rate													Peak Power	Required Limit	Result
		RU Config	MCS0	MCS1	MCS2	MCS3	MCS4	MCS5	MCS6	MCS7	MCS8	MCS9	MCS10	MCS11	MCS0		
01	2412	26/0	18.11	--	--	--	--	--	--	--	--	--	--	--	22.11	<30dBm	Pass
		52/37	18.33	18.30	18.21	18.12	18.05	18.00	17.92	17.84	17.78	17.68	17.63	17.56	22.32	<30dBm	Pass
		106/53	18.31	--	--	--	--	--	--	--	--	--	--	--	22.3	<30dBm	Pass
13	2472	26/8	3.48	--	--	--	--	--	--	--	--	--	--	--	12.83	<30dBm	Pass
		52/40	4.48	4.41	4.34	4.24	4.17	4.12	4.08	4.02	3.92	3.83	3.78	3.73	14.37	<30dBm	Pass
		106/54	4.41	--	--	--	--	--	--	--	--	--	--	--	14.95	<30dBm	Pass

Product : Portable Computer
Test Item : Peak Power Output
Test Date : 2021/01/15
Test Mode : Mode 16 SISO B: Transmit (802.11ax-40BW_17.2Mbps) (Partial RU)

Channel No.	Frequency (MHz)	Peak Power Output (dBm)															
		Average Power For different Data Rate													Peak Power	Required Limit	Result
		RU Config	MCS0	MCS1	MCS2	MCS3	MCS4	MCS5	MCS6	MCS7	MCS8	MCS9	MCS10	MCS11	MCS0		
03	2422	242/61	14.29	14.20	14.10	14.05	14.01	13.98	13.92	13.87	13.79	13.69	13.63	13.54	19.72	<30dBm	Pass
11	2462	242/62	8.05	7.99	7.94	7.86	7.76	7.68	7.65	7.56	7.47	7.39	7.35	7.30	18.62	<30dBm	Pass

Product : Portable Computer
Test Item : Peak Power Output
Test Date : 2021/01/15
Test Mode : Mode 21 MIMO: Transmit (802.11ax-20BW_17.2Mbps) (Partial RU)

Chain A

Channel No.	Frequency (MHz)	Peak Power Output (dBm) Average Power For different Data Rate													Peak Power	Required Limit	Result
		RU Config	MCS0	MCS1	MCS2	MCS3	MCS4	MCS5	MCS6	MCS7	MCS8	MCS9	MCS10	MCS11	MCS0	<30dBm	Pass
01	2412	26/0	17.05	--	--	--	--	--	--	--	--	--	--	--	20.9	<30dBm	Pass
		52/37	16.38	16.33	16.25	16.19	16.16	16.10	16.02	15.92	15.88	15.82	15.75	15.68	20.46	<30dBm	Pass
		106/53	15.8	--	--	--	--	--	--	--	--	--	--	--	19.91	<30dBm	Pass
13	2472	26/8	-0.24	--	--	--	--	--	--	--	--	--	--	--	9.18	<30dBm	Pass
		52/40	2.93	2.88	2.82	2.78	2.72	2.68	2.64	2.57	2.47	2.41	2.34	2.31	13.15	<30dBm	Pass
		106/54	5.27	--	--	--	--	--	--	--	--	--	--	--	15.84	<30dBm	Pass

Chain B

Channel No.	Frequency (MHz)	Peak Power Output (dBm) Average Power For different Data Rate													Peak Power	Required Limit	Result
		RU Config	MCS0	MCS1	MCS2	MCS3	MCS4	MCS5	MCS6	MCS7	MCS8	MCS9	MCS10	MCS11	MCS0	<30dBm	Pass
01	2412	26/0	17.09	--	--	--	--	--	--	--	--	--	--	--	21.21	<30dBm	Pass
		52/37	16.4	16.36	16.32	16.25	16.16	16.12	16.04	15.98	15.90	15.80	15.72	15.69	20.47	<30dBm	Pass
		106/53	15.86	--	--	--	--	--	--	--	--	--	--	--	19.97	<30dBm	Pass
13	2472	26/8	0.16	--	--	--	--	--	--	--	--	--	--	--	9.75	<30dBm	Pass
		52/40	3.11	3.04	2.97	2.94	2.88	2.85	2.75	2.68	2.60	2.53	2.43	2.36	13.43	<30dBm	Pass
		106/54	5.39	--	--	--	--	--	--	--	--	--	--	--	15.94	<30dBm	Pass

Chain A+B

Channel No.	Frequency (MHz)	RU Config	Data Rata (Mbps)	Chain A Power (dBm)	Chain B Power (dBm)	Chain A+B Power (dBm)	Limit (dBm)	Result
01	2412	26/0	MCS0	20.90	21.21	24.07	<30dBm	Pass
		52/37	MCS0	20.46	20.47	23.48	<30dBm	Pass
		106/53	MCS0	19.91	19.97	22.95	<30dBm	Pass
13	2472	26/8	MCS0	9.18	9.75	12.48	<30dBm	Pass
		52/40	MCS0	13.15	13.43	16.30	<30dBm	Pass
		106/54	MCS0	15.84	15.94	18.90	<30dBm	Pass

Note: Peak Power Output Value (dBm) = 10*LOG (Chain A (mW)+ Chain B (mW))

Product : Portable Computer
Test Item : Peak Power Output
Test Date : 2021/01/15
Test Mode : Mode 22 MIMO: Transmit (802.11ax-40BW_34.4Mbps) (Partial RU)

Chain A

Channel No.	Frequency (MHz)	Peak Power Output (dBm)													Peak Power	Required Limit	Result
		Average Power For different Data Rate															
		RU Config	MCS0	MCS1	MCS2	MCS3	MCS4	MCS5	MCS6	MCS7	MCS8	MCS9	MCS10	MCS11	MCS0	<30dBm	Pass
03	2422	242/61	15.53	15.46	15.37	15.33	15.23	15.19	15.11	15.01	14.93	14.85	14.82	14.72	20.2	<30dBm	Pass
11	2462	242/62	8.35	8.30	8.22	8.13	8.07	7.98	7.94	7.89	7.82	7.76	7.72	7.64	19.13	<30dBm	Pass

Chain B

Channel No.	Frequency (MHz)	Peak Power Output (dBm)													Peak Power	Required Limit	Result
		Average Power For different Data Rate															
		RU Config	MCS0	MCS1	MCS2	MCS3	MCS4	MCS5	MCS6	MCS7	MCS8	MCS9	MCS10	MCS11	MCS0	<30dBm	Pass
03	2422	242/61	14.29	14.19	14.10	14.05	13.97	13.92	13.86	13.77	13.67	13.61	13.51	13.48	18.94	<30dBm	Pass
11	2462	242/62	7.36	7.32	7.28	7.19	7.10	7.02	6.98	6.88	6.83	6.77	6.73	6.67	17.7	<30dBm	Pass

Chain A+B

Channel No.	Frequency (MHz)	RU Config	Data Rata (Mbps)	Chain A Power (dBm)	Chain B Power (dBm)	Chain A+B Power (dBm)	Limit (dBm)	Result
03	2422	242/61	MCS0	20.20	18.94	22.63	<30dBm	Pass
11	2462	242/62	MCS0	19.13	17.70	21.48	<30dBm	Pass

Note: Peak Power Output Value (dBm) = 10*LOG (Chain A (mW)+ Chain B (mW))

4. Radiated Emission

4.1. Test Setup

Radiated Emission Under 30MHz

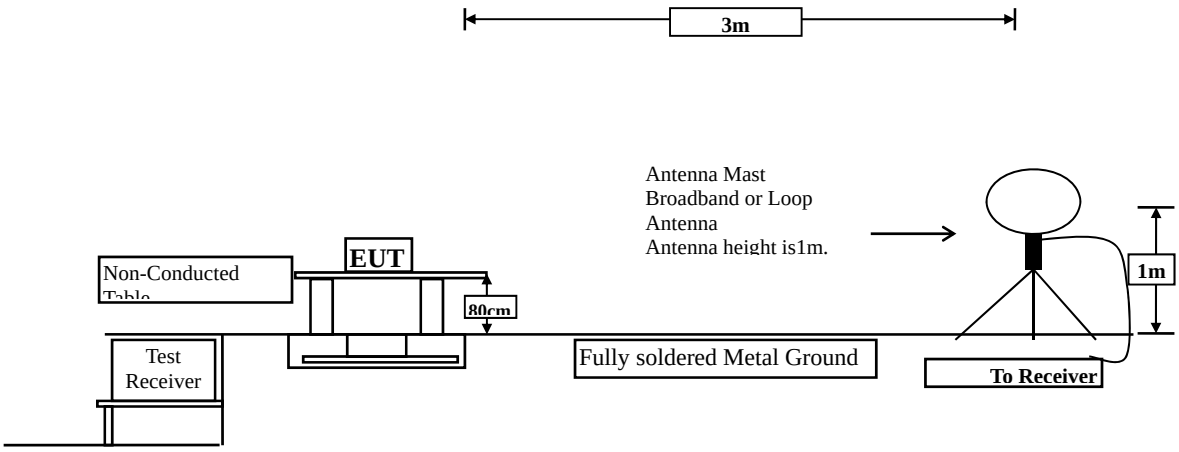

Radiated Emission Below 1GHz

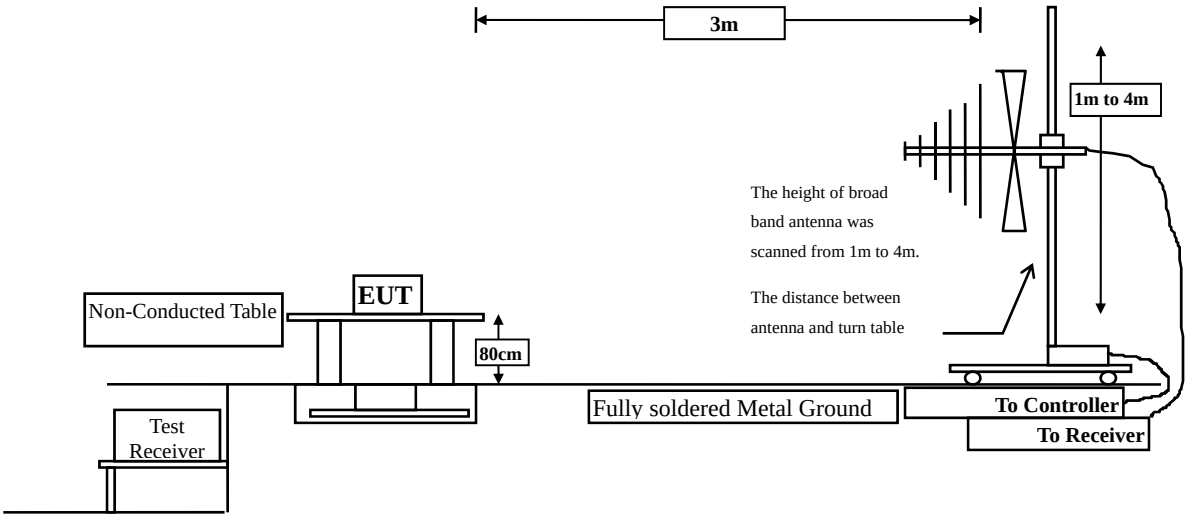

Radiated Emission Above 1GHz

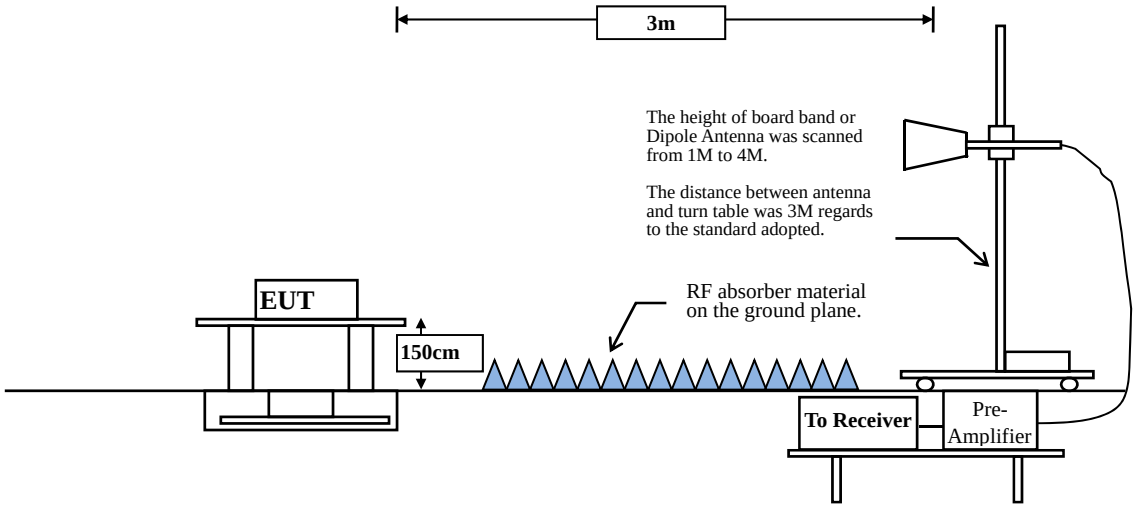

4.2. Limits

➢ **General Radiated Emission Limits**

Emissions radiated outside of the specified frequency bands, except for harmonics, shall be attenuated by at least 20dB below the level of the fundamental or to the general radiated emission limits in paragraph 15.209, whichever is the lesser attenuation.

FCC Part 15 Subpart C Paragraph 15.209 Limits		
Frequency MHz	Field strength (microvolts/meter)	Measurement distance (meter)
0.009-0.490	2400/F(kHz)	300
0.490-1.705	24000/F(kHz)	30
1.705-30	30	30
30-88	100	3
88-216	150	3
216-960	200	3
Above 960	500	3

Remarks:
1. RF Voltage (dBμV) = 20 log RF Voltage (uV)
2. In the Above Table, the tighter limit applies at the band edges.
3. Distance refers to the distance in meters between the measuring instrument antenna and the closed point of any part of the device or system.

4.3. Test Procedure

The EUT was setup according to ANSI C63.10: 2013 and tested according to C63.10:2013 Section 11.12.1 for compliance to FCC 47CFR 15.247 requirements.

Measuring the frequency range below 1GHz, the EUT is placed on a turn table which is 0.8 meter above ground,when measuring the frequency range above 1GHz, the EUT is placed on a turn table which is 1.5 meter above ground.

The turn table is rotated 360 degrees to determine the position of the maximum emission level.

The EUT was positioned such that the distance from antenna to the EUT was 3 meters.

The antenna is scanned between 1 meter and 4 meters to find out the maximum emission level. This is repeated for both horizontal and vertical polarization of the antenna. In order to find the maximum emission, all of the interface cables were manipulated according to ANSI C63.10: 2013 on radiated measurement.

The resolution bandwidth below 30MHz setting on the field strength meter is 9kHz and 30MHz~1GHz is 120kHz and above 1GHz is 1MHz.

Radiated emission measurements below 30MHz are made using Loop Antenna and 30MHz~1GHz are made using broadband Bilog antenna and above 1GHz are made using Horn Antennas.

The measurement is divided into the Preliminary Measurement and the Final Measurement.

The suspected frequencies are searched for in Preliminary Measurement with the measurement antenna kept pointed at the source of the emission both in azimuth and elevation, with the polarization of the antenna oriented for maximum response. The antenna is pointed at an angle towards the source of the emission, and the EUT is rotated in both height and polarization to maximize the measured emission. The emission is kept within the illumination area of the 3 dB bandwidth of the antenna.

The measurement frequency range form 9kHz - 10th Harmonic of fundamental was investigated.

RBW and VBW Parameter setting:

According to C63.10 Section 11.12.2.4 Peak measurement procedure.

RBW = as specified in Table 1.

VBW ≥ 3 x RBW.

Table 1 —RBW as a function of frequency

Frequency	RBW
9-150 kHz	200-300 Hz
0.15-30 MHz	9-10 kHz
30-1000 MHz	100-120 kHz
> 1000 MHz	1 MHz

According to C63.10 Section 11.12.2.5 Average measurement procedure.

RBW = 1MHz.

VBW = 10Hz, when duty cycle ≥ 98 %

VBW ≥ 1/T, when duty cycle < 98 %

(T refers to the minimum transmission duration over which the transmitter is on and is transmitting at its maximum power control level for the tested mode of operation.)

SISO A

2.4GHz band	Duty Cycle (%)	T (ms)	1/T (Hz)	VBW (Hz)
802.11b	99.52	8.3565	120	10
802.11g	97.89	2.0900	478	500
802.11n20	98.88	3.9800	251	10
802.11n40	98.83	3.9760	252	10
802.11ax20	98.83	3.9660	252	10
802.11ax40	98.83	3.9660	252	10
802.11 ax20-26/0-RU	98.11	2.5900	386	10
802.11 ax20-52/37-RU	98.11	2.5900	386	10
802.11 ax20-106/53-RU	98.11	2.6000	385	10
802.11 ax40-242/61-RU	98.11	2.6000	385	10

Note: Duty Cycle Refer to Section 4

SISO B

2.4GHz band	Duty Cycle (%)	T (ms)	1/T (Hz)	VBW (Hz)
802.11b	99.44	8.3560	120	10
802.11g	97.89	2.0890	479	500
802.11n20	98.64	3.9790	251	10
802.11n40	98.88	3.9790	251	10
802.11ax20	98.63	3.9590	253	10
802.11ax40	98.63	3.9590	253	10
802.11 ax20-26/0-RU	98.11	2.5900	386	10
802.11 ax20-52/37-RU	98.11	2.5900	386	10
802.11 ax20-106/53-RU	98.11	2.5900	386	10
802.11 ax40-242/61-RU	98.11	2.5900	386	10

Note: Duty Cycle Refer to Section 4

MIMO

2.4GHz band	Duty Cycle (%)	T (ms)	1/T (Hz)	VBW (Hz)
802.11n20	98.83	3.9860	251	10
802.11n40	98.83	3.9860	251	10
802.11ax20	98.83	3.9760	252	10
802.11ax40	98.83	3.9660	252	10
802.11 ax20-26/0-RU	98.11	2.5900	386	10
802.11 ax20-52/37-RU	98.11	2.6000	385	10
802.11 ax20-106/53-RU	97.74	2.5900	386	500
802.11 ax40-242/61-RU	97.74	2.5900	386	500

Note: Duty Cycle Refer to Section 4

4.4. Test Result of Radiated Emission

Product : Portable Computer
Test Item : Harmonic Radiated Emission Data
Test Mode : Mode 1 SISO A: Transmit (802.11b_1Mbps) (2412MHz)
Test Date : 2021/01/15

Horizontal

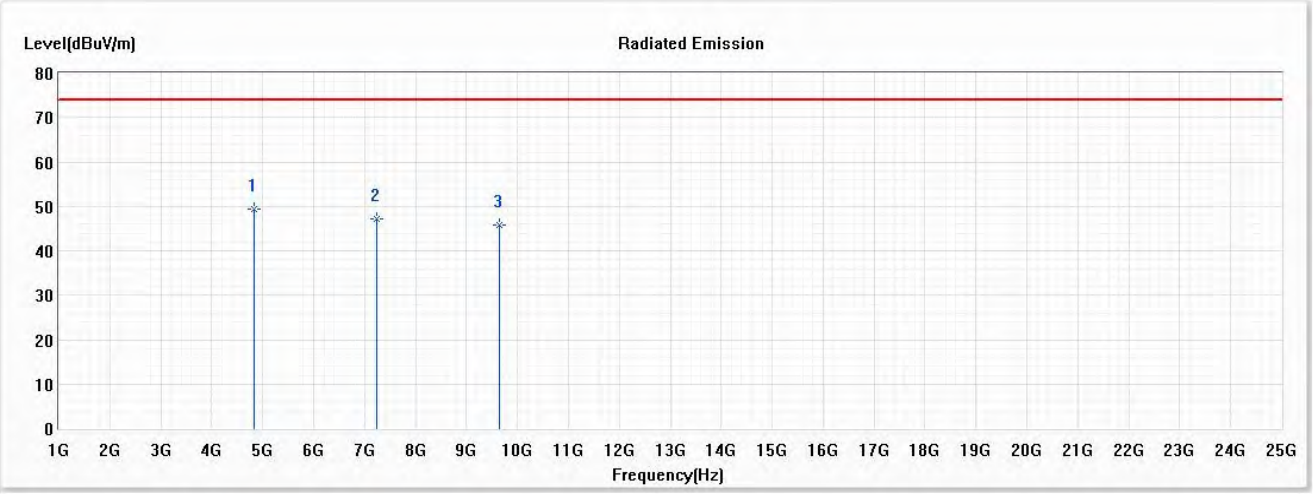

No	Frequency (MHz)	Emission Level (dBμV/m)	Limit (dBμV/m)	Margin (dB)	Reading Level (dBμV)	Correct Factor (dB)	Detector Type
* 1	4824.000	49.33	74.00	-24.67	51.59	-2.26	PK
2	7236.000	47.20	74.00	-26.80	45.94	1.26	PK
3	9648.000	45.86	74.00	-28.14	42.23	3.63	PK

Note:

1. All Readings below 1GHz are Quasi-Peak, above 1GHz are performed with peak and/or average measurements as necessary.
2. Measurement Level = Reading Level + Correct Factor.
3. Correct Factor = Antenna factor + Cable loss –Amplifier gain.
4. The average measurement was not performed when the peak measured data under the limit of average detection.
5. The emission levels of other frequencies are very lower than the limit and not show in test report.

Product	:	Portable Computer
Test Item	:	Harmonic Radiated Emission Data
Test Mode	:	Mode 1 SISO A: Transmit (802.11b_1Mbps) (2412MHz)
Test Date	:	2021/01/15

Vertical

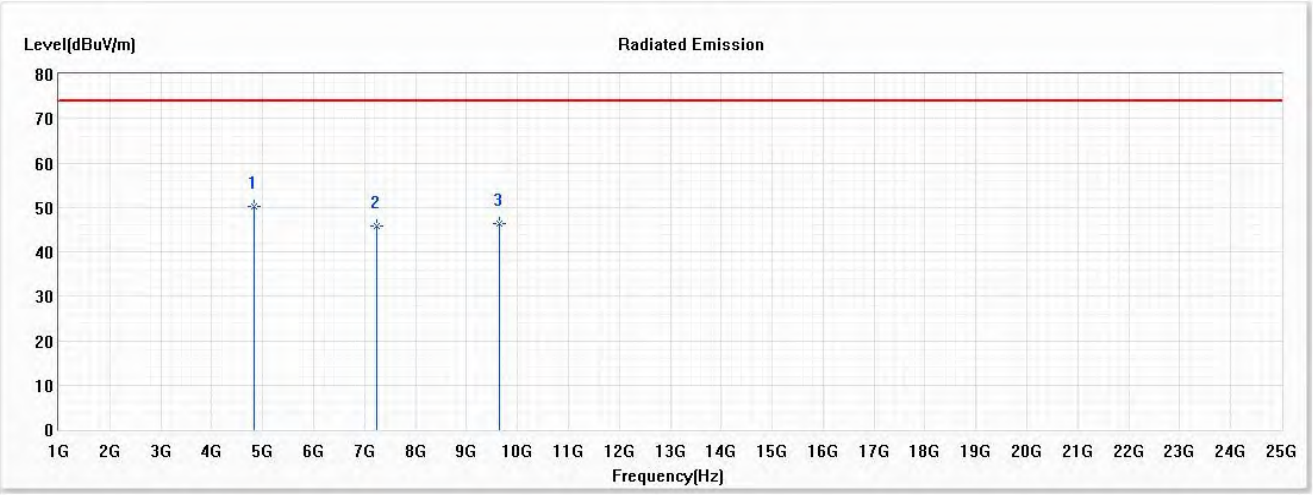

No	Frequency (MHz)	Emission Level (dBμV/m)	Limit (dBμV/m)	Margin (dB)	Reading Level (dBμV)	Correct Factor (dB)	Detector Type
* 1	4824.000	50.25	74.00	-23.75	52.51	-2.26	PK
2	7236.000	45.81	74.00	-28.19	44.55	1.26	PK
3	9648.000	46.23	74.00	-27.77	42.60	3.63	PK

Note:

1. All Readings below 1GHz are Quasi-Peak, above 1GHz are performed with peak and/or average measurements as necessary.
2. Measurement Level = Reading Level + Correct Factor.
3. Correct Factor = Antenna factor + Cable loss –Amplifier gain.
4. The average measurement was not performed when the peak measured data under the limit of average detection.
5. The emission levels of other frequencies are very lower than the limit and not show in test report.

Product	:	Portable Computer
Test Item	:	Harmonic Radiated Emission Data
Test Mode	:	Mode 1 SISO A: Transmit (802.11b_1Mbps) (2442MHz)
Test Date	:	2021/01/15

Horizontal

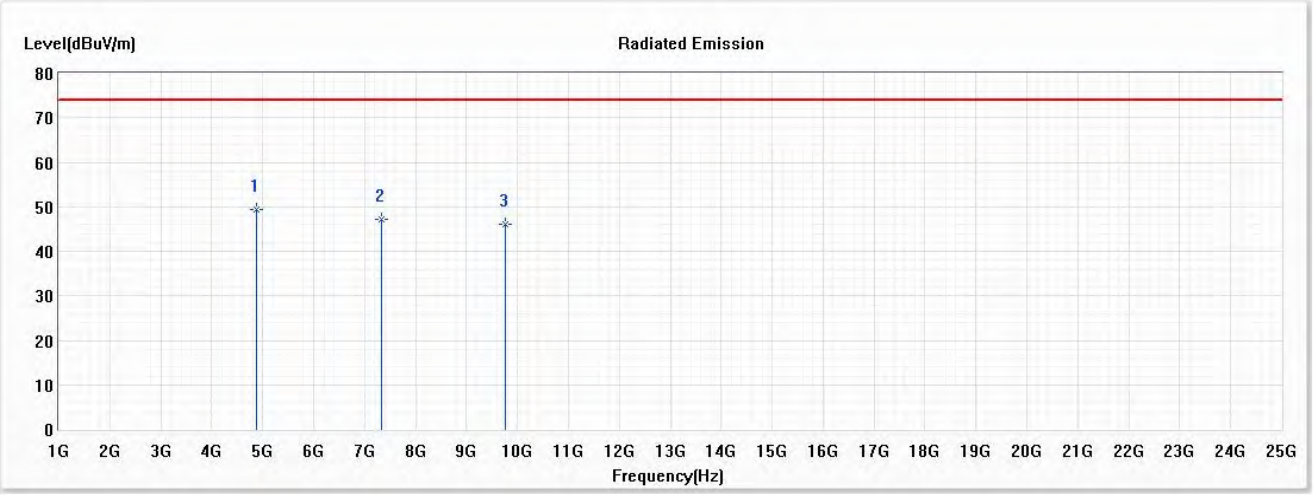

No	Frequency (MHz)	Emission Level (dBμV/m)	Limit (dBμV/m)	Margin (dB)	Reading Level (dBμV)	Correct Factor (dB)	Detector Type
* 1	4884.000	49.37	74.00	-24.63	51.67	-2.30	PK
2	7326.000	47.29	74.00	-26.71	46.02	1.27	PK
3	9768.000	45.94	74.00	-28.06	42.15	3.79	PK

Note:

1. All Readings below 1GHz are Quasi-Peak, above 1GHz are performed with peak and/or average measurements as necessary.
2. Measurement Level = Reading Level + Correct Factor.
3. Correct Factor = Antenna factor + Cable loss –Amplifier gain.
4. The average measurement was not performed when the peak measured data under the limit of average detection.
5. The emission levels of other frequencies are very lower than the limit and not show in test report.

Product	:	Portable Computer
Test Item	:	Harmonic Radiated Emission Data
Test Mode	:	Mode 1 SISO A: Transmit (802.11b_1Mbps) (2442MHz)
Test Date	:	2021/01/15

Vertical

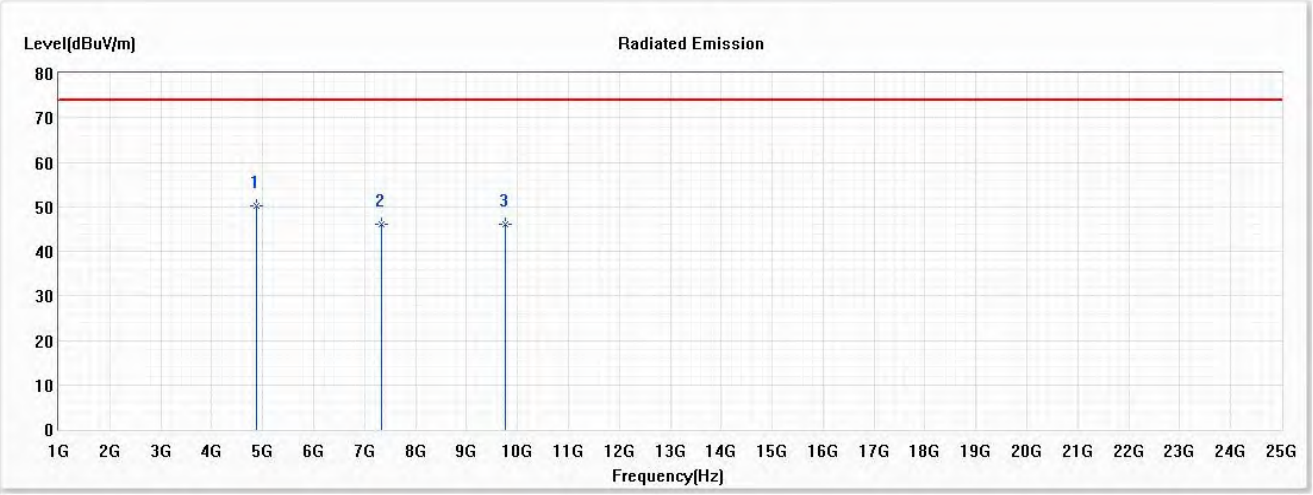

No	Frequency (MHz)	Emission Level (dBμV/m)	Limit (dBμV/m)	Margin (dB)	Reading Level (dBμV)	Correct Factor (dB)	Detector Type
* 1	4884.000	50.27	74.00	-23.73	52.57	-2.30	PK
2	7326.000	45.98	74.00	-28.02	44.71	1.27	PK
3	9768.000	46.18	74.00	-27.82	42.39	3.79	PK

Note:

1. All Readings below 1GHz are Quasi-Peak, above 1GHz are performed with peak and/or average measurements as necessary.
2. Measurement Level = Reading Level + Correct Factor.
3. Correct Factor = Antenna factor + Cable loss –Amplifier gain.
4. The average measurement was not performed when the peak measured data under the limit of average detection.
5. The emission levels of other frequencies are very lower than the limit and not show in test report.

Product	:	Portable Computer
Test Item	:	Harmonic Radiated Emission Data
Test Mode	:	Mode 1 SISO A: Transmit (802.11b_1Mbps) (2472MHz)
Test Date	:	2021/01/15

Horizontal

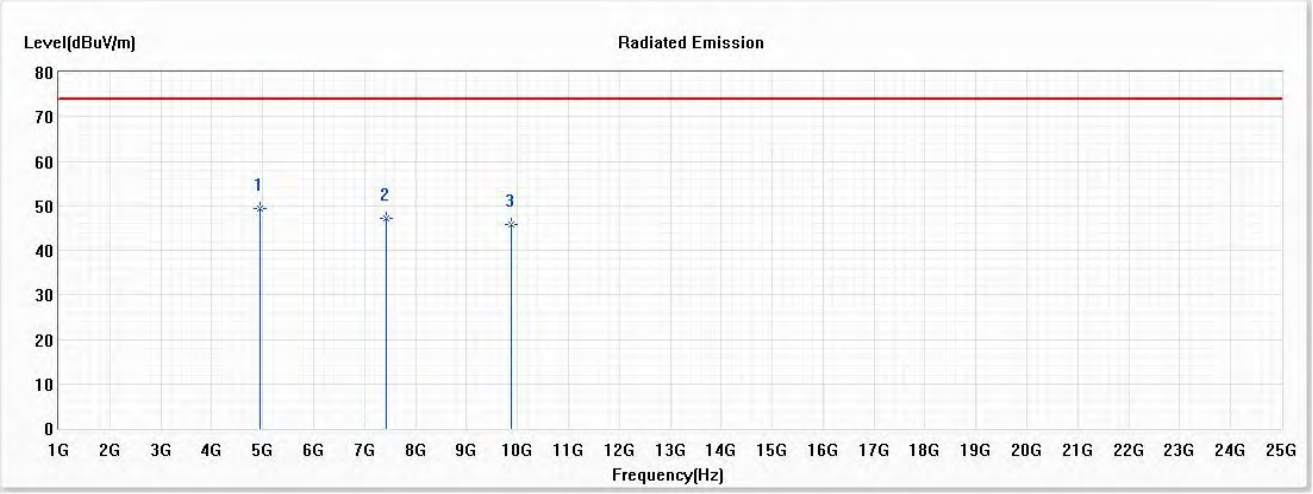

No	Frequency (MHz)	Emission Level (dBμV/m)	Limit (dBμV/m)	Margin (dB)	Reading Level (dBμV)	Correct Factor (dB)	Detector Type
* 1	4944.000	49.39	74.00	-24.61	51.46	-2.07	PK
2	7416.000	47.21	74.00	-26.79	45.89	1.32	PK
3	9888.000	45.89	74.00	-28.11	41.90	3.99	PK

Note:

1. All Readings below 1GHz are Quasi-Peak, above 1GHz are performed with peak and/or average measurements as necessary.
2. Measurement Level = Reading Level + Correct Factor.
3. Correct Factor = Antenna factor + Cable loss –Amplifier gain.
4. The average measurement was not performed when the peak measured data under the limit of average detection.
5. The emission levels of other frequencies are very lower than the limit and not show in test report.

Product	:	Portable Computer
Test Item	:	Harmonic Radiated Emission Data
Test Mode	:	Mode 1 SISO A: Transmit (802.11b_1Mbps) (2472MHz)
Test Date	:	2021/01/15

Vertical

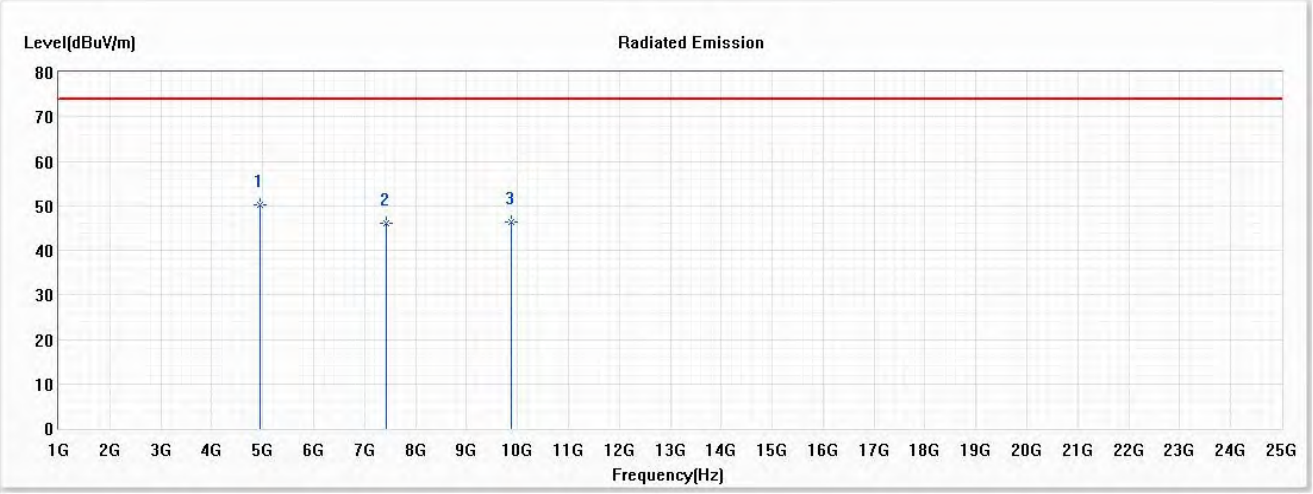

No	Frequency (MHz)	Emission Level (dBμV/m)	Limit (dBμV/m)	Margin (dB)	Reading Level (dBμV)	Correct Factor (dB)	Detector Type
* 1	4944.000	50.19	74.00	-23.81	52.26	-2.07	PK
2	7416.000	45.94	74.00	-28.06	44.62	1.32	PK
3	9888.000	46.26	74.00	-27.74	42.27	3.99	PK

Note:

1. All Readings below 1GHz are Quasi-Peak, above 1GHz are performed with peak and/or average measurements as necessary.
2. Measurement Level = Reading Level + Correct Factor.
3. Correct Factor = Antenna factor + Cable loss –Amplifier gain.
4. The average measurement was not performed when the peak measured data under the limit of average detection.
5. The emission levels of other frequencies are very lower than the limit and not show in test report.

Product	:	Portable Computer
Test Item	:	Harmonic Radiated Emission Data
Test Mode	:	Mode 2 SISO A: Transmit (802.11g_6Mbps) (2412MHz)
Test Date	:	2021/01/15

Horizontal

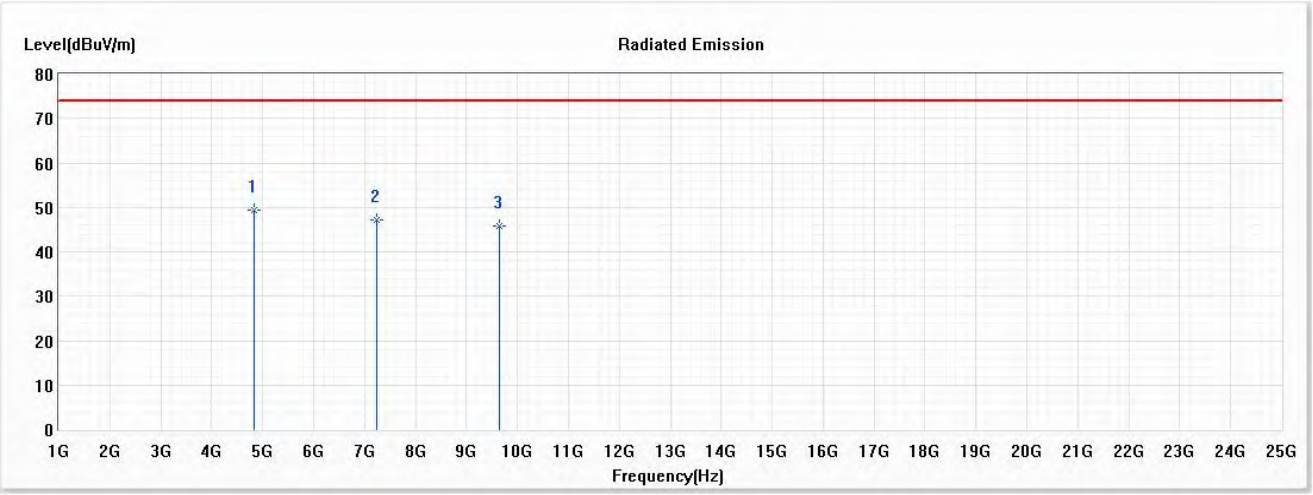

No	Frequency (MHz)	Emission Level (dBμV/m)	Limit (dBμV/m)	Margin (dB)	Reading Level (dBμV)	Correct Factor (dB)	Detector Type
* 1	4824.000	49.34	74.00	-24.66	51.60	-2.26	PK
2	7236.000	47.15	74.00	-26.85	45.89	1.26	PK
3	9648.000	45.82	74.00	-28.18	42.19	3.63	PK

Note:

1. All Readings below 1GHz are Quasi-Peak, above 1GHz are performed with peak and/or average measurements as necessary.
2. Measurement Level = Reading Level + Correct Factor.
3. Correct Factor = Antenna factor + Cable loss –Amplifier gain.
4. The average measurement was not performed when the peak measured data under the limit of average detection.
5. The emission levels of other frequencies are very lower than the limit and not show in test report.

Product	:	Portable Computer
Test Item	:	Harmonic Radiated Emission Data
Test Mode	:	Mode 2 SISO A: Transmit (802.11g_6Mbps) (2412MHz)
Test Date	:	2021/01/15

Vertical

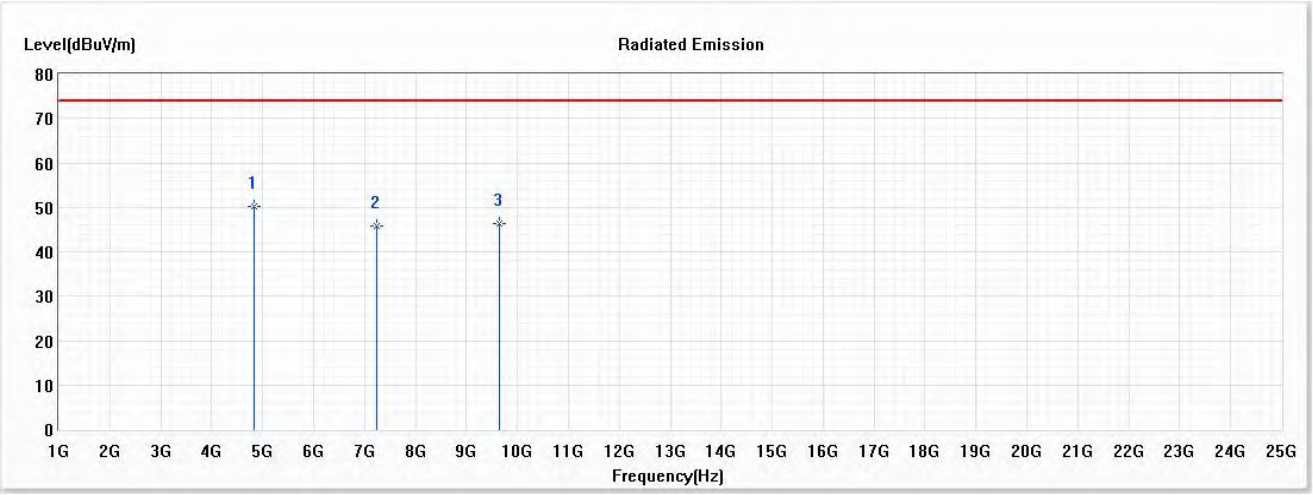

No	Frequency (MHz)	Emission Level (dBμV/m)	Limit (dBμV/m)	Margin (dB)	Reading Level (dBμV)	Correct Factor (dB)	Detector Type
* 1	4824.000	50.21	74.00	-23.79	52.47	-2.26	PK
2	7236.000	45.90	74.00	-28.10	44.64	1.26	PK
3	9648.000	46.27	74.00	-27.73	42.64	3.63	PK

Note:

1. All Readings below 1GHz are Quasi-Peak, above 1GHz are performed with peak and/or average measurements as necessary.
2. Measurement Level = Reading Level + Correct Factor.
3. Correct Factor = Antenna factor + Cable loss –Amplifier gain.
4. The average measurement was not performed when the peak measured data under the limit of average detection.
5. The emission levels of other frequencies are very lower than the limit and not show in test report.

Product	:	Portable Computer
Test Item	:	Harmonic Radiated Emission Data
Test Mode	:	Mode 2 SISO A: Transmit (802.11g_6Mbps) (2442MHz)
Test Date	:	2021/01/15

Horizontal

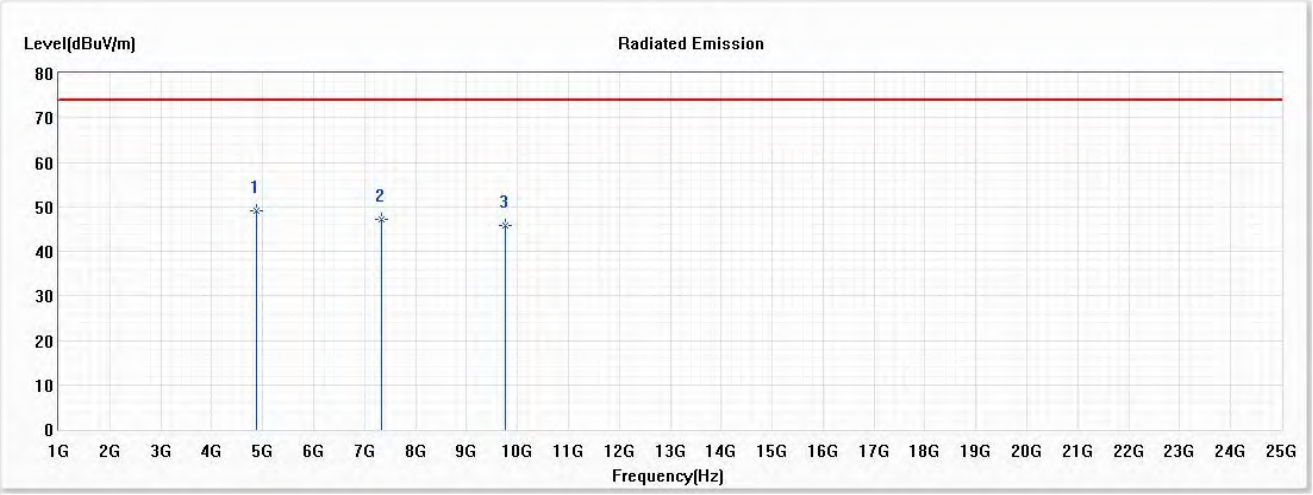

No	Frequency (MHz)	Emission Level (dBμV/m)	Limit (dBμV/m)	Margin (dB)	Reading Level (dBμV)	Correct Factor (dB)	Detector Type
* 1	4884.000	49.24	74.00	-24.76	51.54	-2.30	PK
2	7326.000	47.20	74.00	-26.80	45.93	1.27	PK
3	9768.000	45.86	74.00	-28.14	42.07	3.79	PK

Note:

1. All Readings below 1GHz are Quasi-Peak, above 1GHz are performed with peak and/or average measurements as necessary.
2. Measurement Level = Reading Level + Correct Factor.
3. Correct Factor = Antenna factor + Cable loss –Amplifier gain.
4. The average measurement was not performed when the peak measured data under the limit of average detection.
5. The emission levels of other frequencies are very lower than the limit and not show in test report.

Product	:	Portable Computer
Test Item	:	Harmonic Radiated Emission Data
Test Mode	:	Mode 2 SISO A: Transmit (802.11g_6Mbps) (2442MHz)
Test Date	:	2021/01/15

Vertical

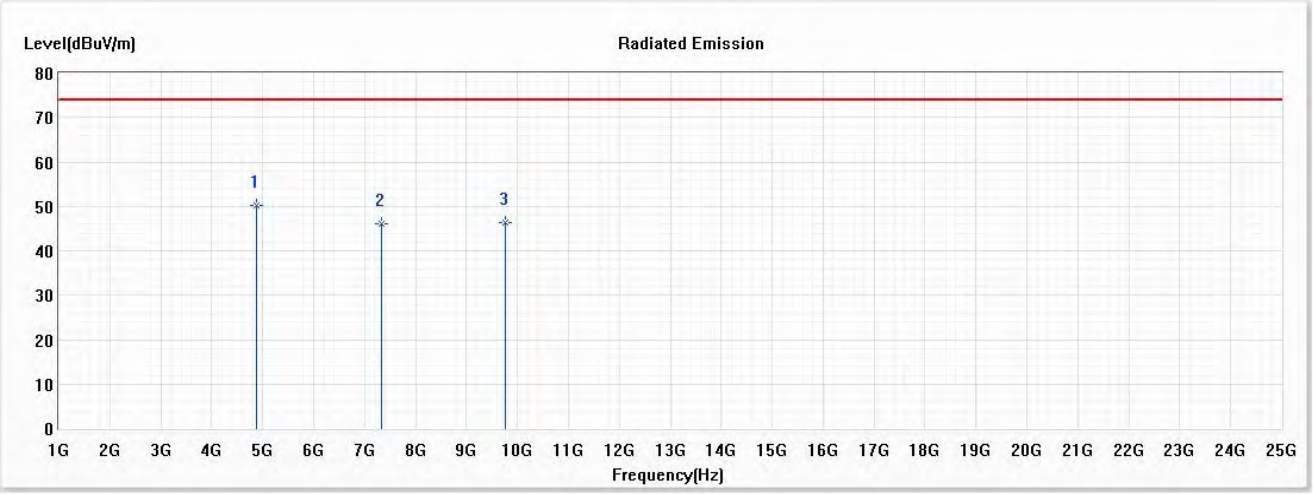

No	Frequency (MHz)	Emission Level (dBμV/m)	Limit (dBμV/m)	Margin (dB)	Reading Level (dBμV)	Correct Factor (dB)	Detector Type
* 1	4884.000	50.18	74.00	-23.82	52.48	-2.30	PK
2	7326.000	46.01	74.00	-27.99	44.74	1.27	PK
3	9768.000	46.30	74.00	-27.70	42.51	3.79	PK

Note:

1. All Readings below 1GHz are Quasi-Peak, above 1GHz are performed with peak and/or average measurements as necessary.
2. Measurement Level = Reading Level + Correct Factor.
3. Correct Factor = Antenna factor + Cable loss –Amplifier gain.
4. The average measurement was not performed when the peak measured data under the limit of average detection.
5. The emission levels of other frequencies are very lower than the limit and not show in test report.

Product	:	Portable Computer
Test Item	:	Harmonic Radiated Emission Data
Test Mode	:	Mode 2 SISO A: Transmit (802.11g_6Mbps) (2472MHz)
Test Date	:	2021/01/15

Horizontal

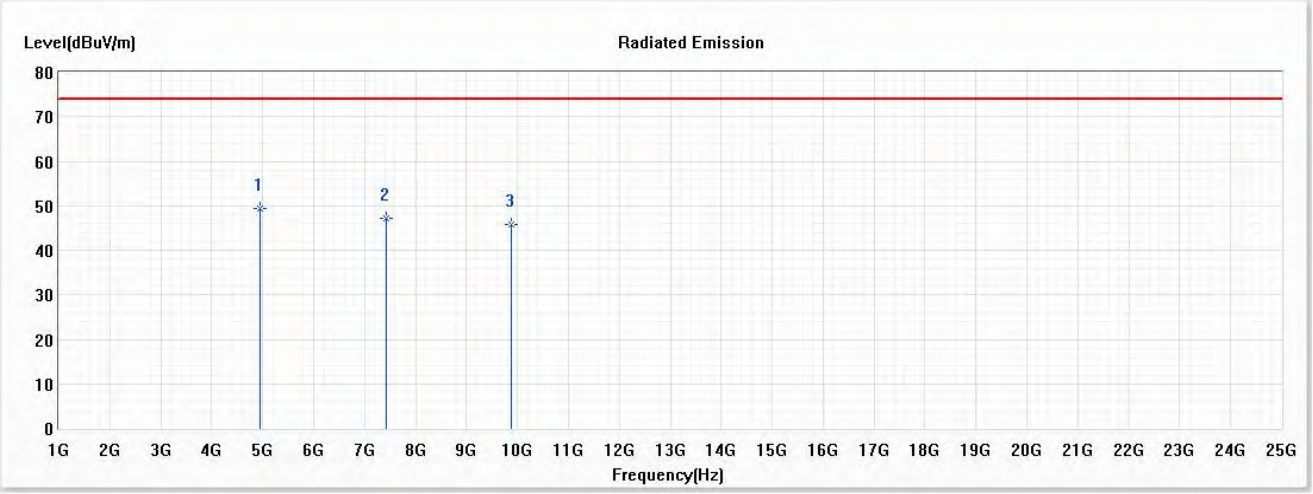

No	Frequency (MHz)	Emission Level (dBμV/m)	Limit (dBμV/m)	Margin (dB)	Reading Level (dBμV)	Correct Factor (dB)	Detector Type
* 1	4944.000	49.28	74.00	-24.72	51.35	-2.07	PK
2	7416.000	47.13	74.00	-26.87	45.81	1.32	PK
3	9888.000	45.84	74.00	-28.16	41.85	3.99	PK

Note:

1. All Readings below 1GHz are Quasi-Peak, above 1GHz are performed with peak and/or average measurements as necessary.
2. Measurement Level = Reading Level + Correct Factor.
3. Correct Factor = Antenna factor + Cable loss –Amplifier gain.
4. The average measurement was not performed when the peak measured data under the limit of average detection.
5. The emission levels of other frequencies are very lower than the limit and not show in test report.

Product	:	Portable Computer
Test Item	:	Harmonic Radiated Emission Data
Test Mode	:	Mode 2 SISO A: Transmit (802.11g_6Mbps) (2472MHz)
Test Date	:	2021/01/15

Vertical

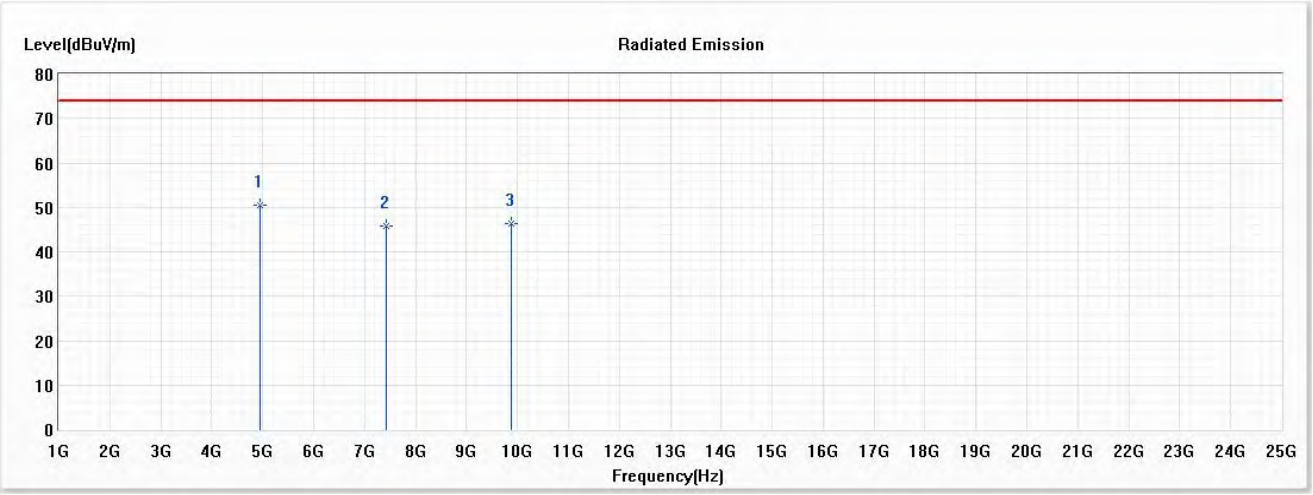

No	Frequency (MHz)	Emission Level (dBμV/m)	Limit (dBμV/m)	Margin (dB)	Reading Level (dBμV)	Correct Factor (dB)	Detector Type
* 1	4944.000	50.37	74.00	-23.63	52.44	-2.07	PK
2	7416.000	45.79	74.00	-28.21	44.47	1.32	PK
3	9888.000	46.43	74.00	-27.57	42.44	3.99	PK

Note:

1. All Readings below 1GHz are Quasi-Peak, above 1GHz are performed with peak and/or average measurements as necessary.
2. Measurement Level = Reading Level + Correct Factor.
3. Correct Factor = Antenna factor + Cable loss –Amplifier gain.
4. The average measurement was not performed when the peak measured data under the limit of average detection.
5. The emission levels of other frequencies are very lower than the limit and not show in test report.

Product	:	Portable Computer
Test Item	:	Harmonic Radiated Emission Data
Test Mode	:	Mode 3 SISO A: Transmit (802.11n-20BW_7.2Mbps) (2412MHz)
Test Date	:	2021/01/15

Horizontal

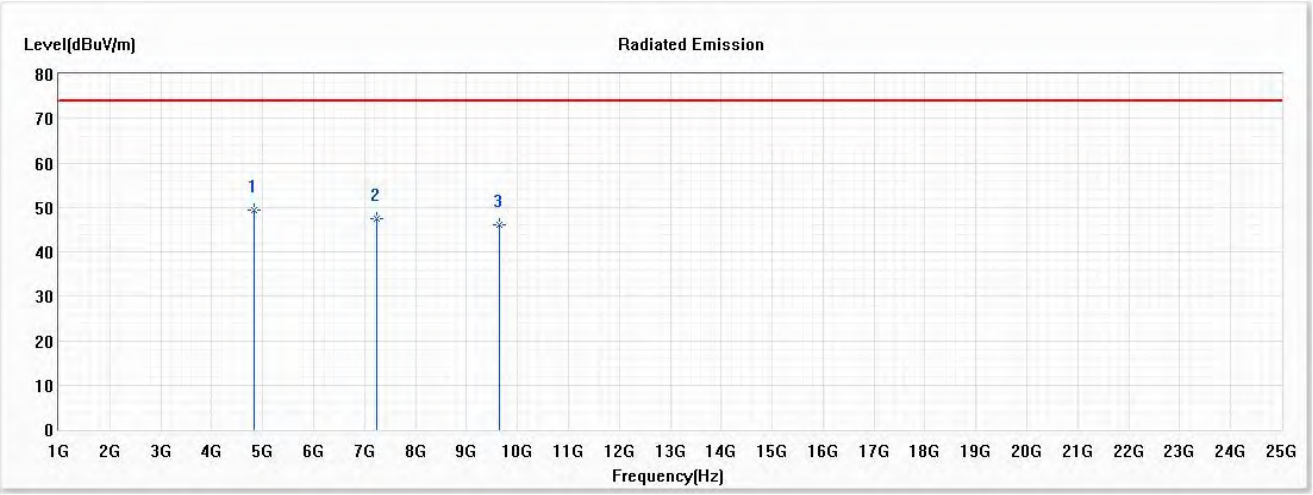

No	Frequency (MHz)	Emission Level (dBμV/m)	Limit (dBμV/m)	Margin (dB)	Reading Level (dBμV)	Correct Factor (dB)	Detector Type
* 1	4824.000	49.44	74.00	-24.56	51.70	-2.26	PK
2	7236.000	47.32	74.00	-26.68	46.06	1.26	PK
3	9648.000	46.13	74.00	-27.87	42.50	3.63	PK

Note:

1. All Readings below 1GHz are Quasi-Peak, above 1GHz are performed with peak and/or average measurements as necessary.
2. Measurement Level = Reading Level + Correct Factor.
3. Correct Factor = Antenna factor + Cable loss –Amplifier gain.
4. The average measurement was not performed when the peak measured data under the limit of average detection.
5. The emission levels of other frequencies are very lower than the limit and not show in test report.

Product	:	Portable Computer
Test Item	:	Harmonic Radiated Emission Data
Test Mode	:	Mode 3 SISO A: Transmit (802.11n-20BW_7.2Mbps) (2412MHz)
Test Date	:	2021/01/15

Vertical

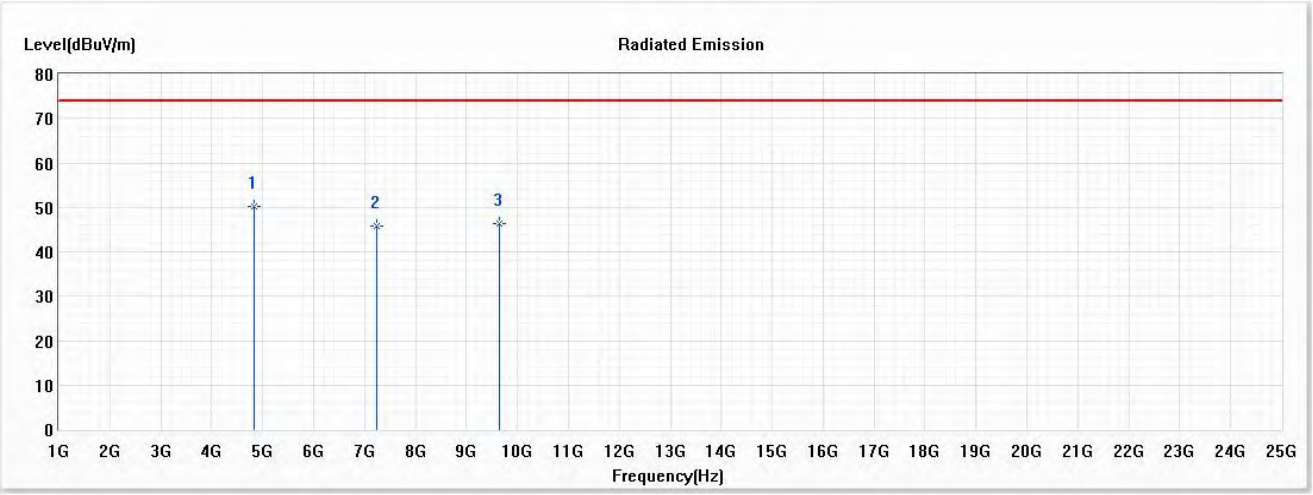

No	Frequency (MHz)	Emission Level (dBμV/m)	Limit (dBμV/m)	Margin (dB)	Reading Level (dBμV)	Correct Factor (dB)	Detector Type
* 1	4824.000	50.30	74.00	-23.70	52.56	-2.26	PK
2	7236.000	45.83	74.00	-28.17	44.57	1.26	PK
3	9648.000	46.48	74.00	-27.52	42.85	3.63	PK

Note:

1. All Readings below 1GHz are Quasi-Peak, above 1GHz are performed with peak and/or average measurements as necessary.
2. Measurement Level = Reading Level + Correct Factor.
3. Correct Factor = Antenna factor + Cable loss –Amplifier gain.
4. The average measurement was not performed when the peak measured data under the limit of average detection.
5. The emission levels of other frequencies are very lower than the limit and not show in test report.

Product	:	Portable Computer
Test Item	:	Harmonic Radiated Emission Data
Test Mode	:	Mode 3 SISO A: Transmit (802.11n-20BW_7.2Mbps) (2442MHz)
Test Date	:	2021/01/15

Horizontal

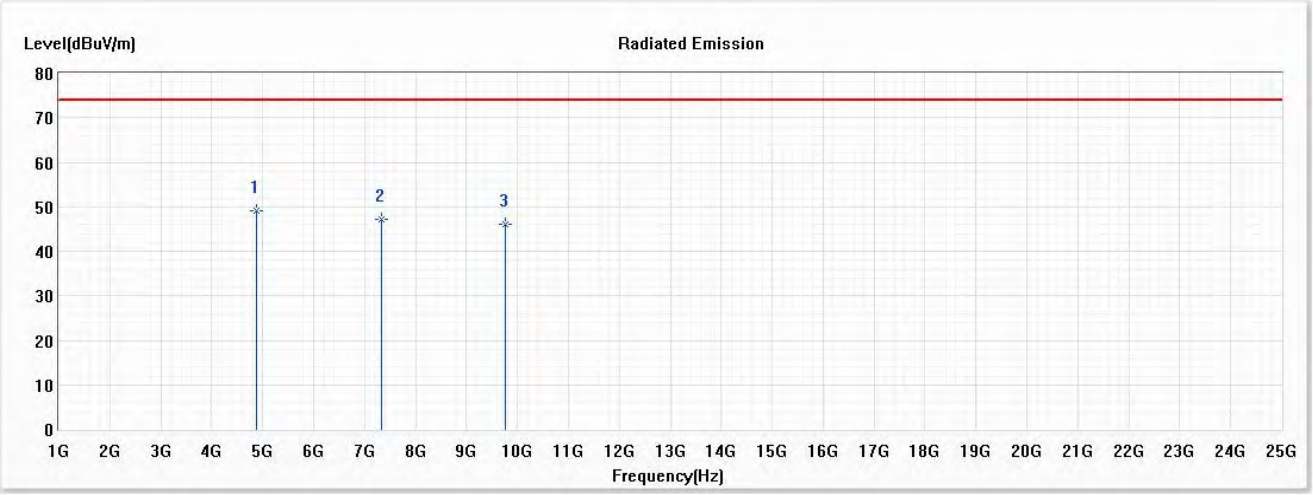

No	Frequency (MHz)	Emission Level (dBμV/m)	Limit (dBμV/m)	Margin (dB)	Reading Level (dBμV)	Correct Factor (dB)	Detector Type
* 1	4884.000	49.22	74.00	-24.78	51.52	-2.30	PK
2	7326.000	47.11	74.00	-26.89	45.84	1.27	PK
3	9768.000	46.08	74.00	-27.92	42.29	3.79	PK

Note:

1. All Readings below 1GHz are Quasi-Peak, above 1GHz are performed with peak and/or average measurements as necessary.
2. Measurement Level = Reading Level + Correct Factor.
3. Correct Factor = Antenna factor + Cable loss –Amplifier gain.
4. The average measurement was not performed when the peak measured data under the limit of average detection.
5. The emission levels of other frequencies are very lower than the limit and not show in test report.

Product	:	Portable Computer
Test Item	:	Harmonic Radiated Emission Data
Test Mode	:	Mode 3 SISO A: Transmit (802.11n-20BW_7.2Mbps) (2442MHz)
Test Date	:	2021/01/15

Vertical

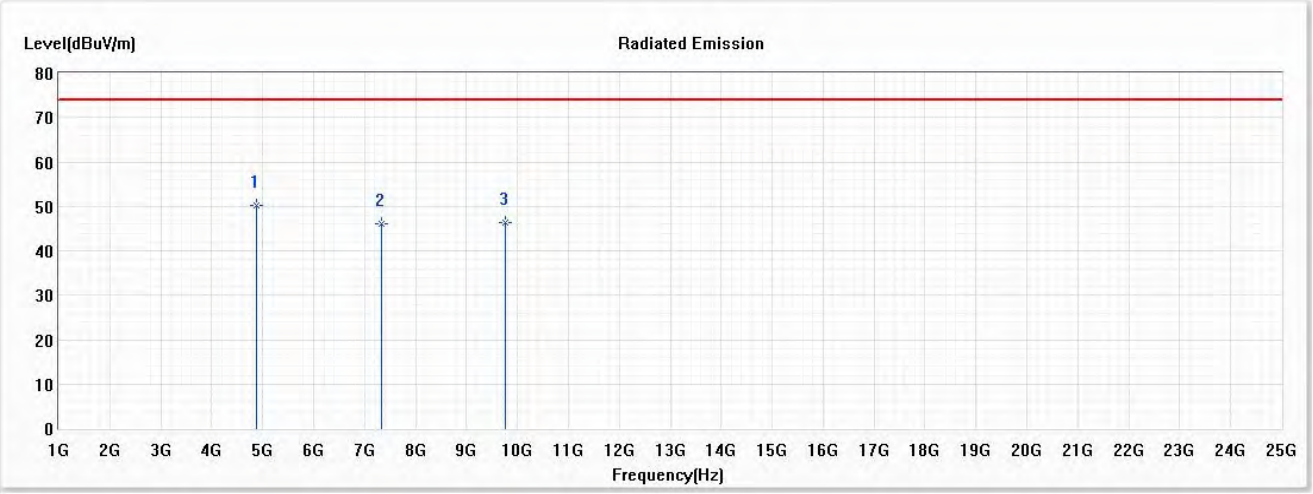

No	Frequency (MHz)	Emission Level (dBμV/m)	Limit (dBμV/m)	Margin (dB)	Reading Level (dBμV)	Correct Factor (dB)	Detector Type
* 1	4884.000	50.13	74.00	-23.87	52.43	-2.30	PK
2	7326.000	46.00	74.00	-28.00	44.73	1.27	PK
3	9768.000	46.30	74.00	-27.70	42.51	3.79	PK

Note:

1. All Readings below 1GHz are Quasi-Peak, above 1GHz are performed with peak and/or average measurements as necessary.
2. Measurement Level = Reading Level + Correct Factor.
3. Correct Factor = Antenna factor + Cable loss –Amplifier gain.
4. The average measurement was not performed when the peak measured data under the limit of average detection.
5. The emission levels of other frequencies are very lower than the limit and not show in test report.

Product : Portable Computer
Test Item : Harmonic Radiated Emission Data
Test Mode : Mode 3 SISO A: Transmit (802.11n-20BW_7.2Mbps) (2472MHz)
Test Date : 2021/01/15

Horizontal

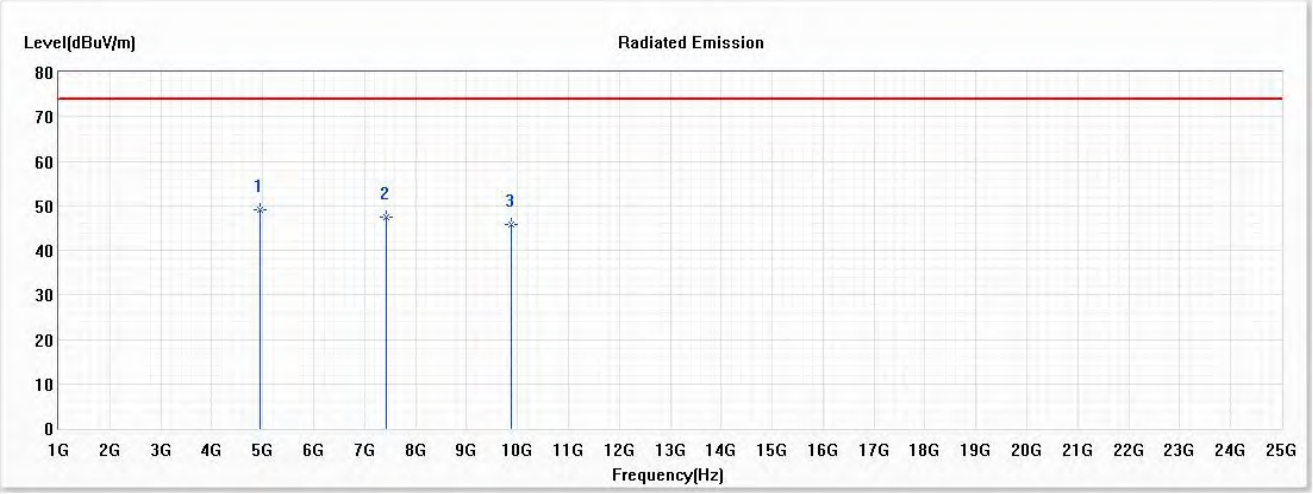

No	Frequency (MHz)	Emission Level (dBμV/m)	Limit (dBμV/m)	Margin (dB)	Reading Level (dBμV)	Correct Factor (dB)	Detector Type
* 1	4944.000	49.14	74.00	-24.86	51.21	-2.07	PK
2	7416.000	47.32	74.00	-26.68	46.00	1.32	PK
3	9888.000	45.76	74.00	-28.24	41.77	3.99	PK

Note:

1. All Readings below 1GHz are Quasi-Peak, above 1GHz are performed with peak and/or average measurements as necessary.
2. Measurement Level = Reading Level + Correct Factor.
3. Correct Factor = Antenna factor + Cable loss –Amplifier gain.
4. The average measurement was not performed when the peak measured data under the limit of average detection.
5. The emission levels of other frequencies are very lower than the limit and not show in test report.

Product : Portable Computer
Test Item : Harmonic Radiated Emission Data
Test Mode : Mode 3 SISO A: Transmit (802.11n-20BW_7.2Mbps) (2472MHz)
Test Date : 2021/01/15

Vertical

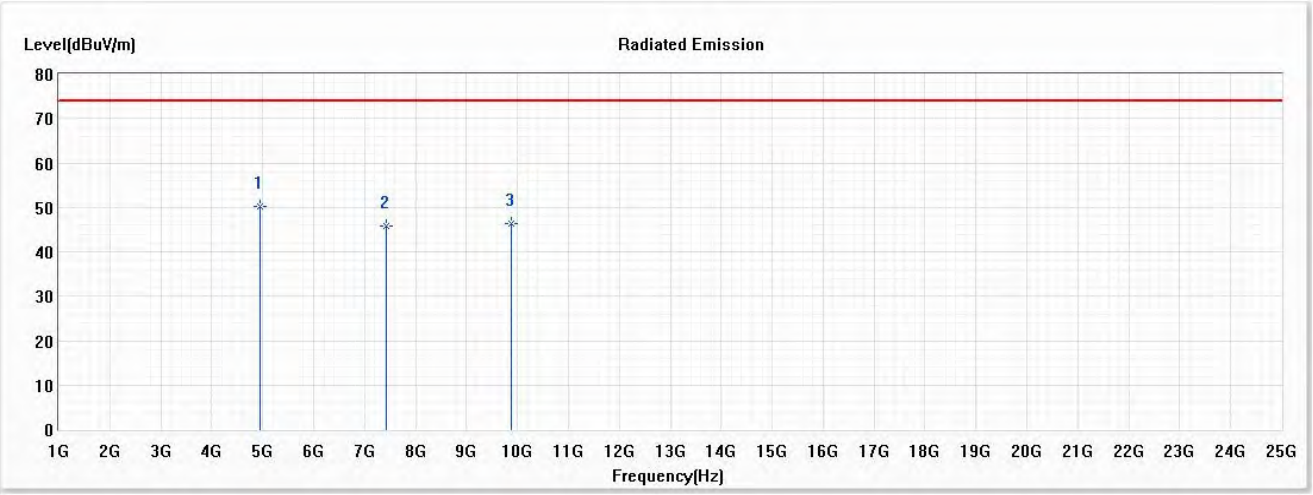

No	Frequency (MHz)	Emission Level (dBμV/m)	Limit (dBμV/m)	Margin (dB)	Reading Level (dBμV)	Correct Factor (dB)	Detector Type
* 1	4944.000	50.34	74.00	-23.66	52.41	-2.07	PK
2	7416.000	45.88	74.00	-28.12	44.56	1.32	PK
3	9888.000	46.21	74.00	-27.79	42.22	3.99	PK

Note:

1. All Readings below 1GHz are Quasi-Peak, above 1GHz are performed with peak and/or average measurements as necessary.
2. Measurement Level = Reading Level + Correct Factor.
3. Correct Factor = Antenna factor + Cable loss –Amplifier gain.
4. The average measurement was not performed when the peak measured data under the limit of average detection.
5. The emission levels of other frequencies are very lower than the limit and not show in test report.

Product : Portable Computer
Test Item : Harmonic Radiated Emission Data
Test Mode : Mode 4 SISO A: Transmit (802.11n-40BW_15Mbps) (2422MHz)
Test Date : 2021/01/15

Horizontal

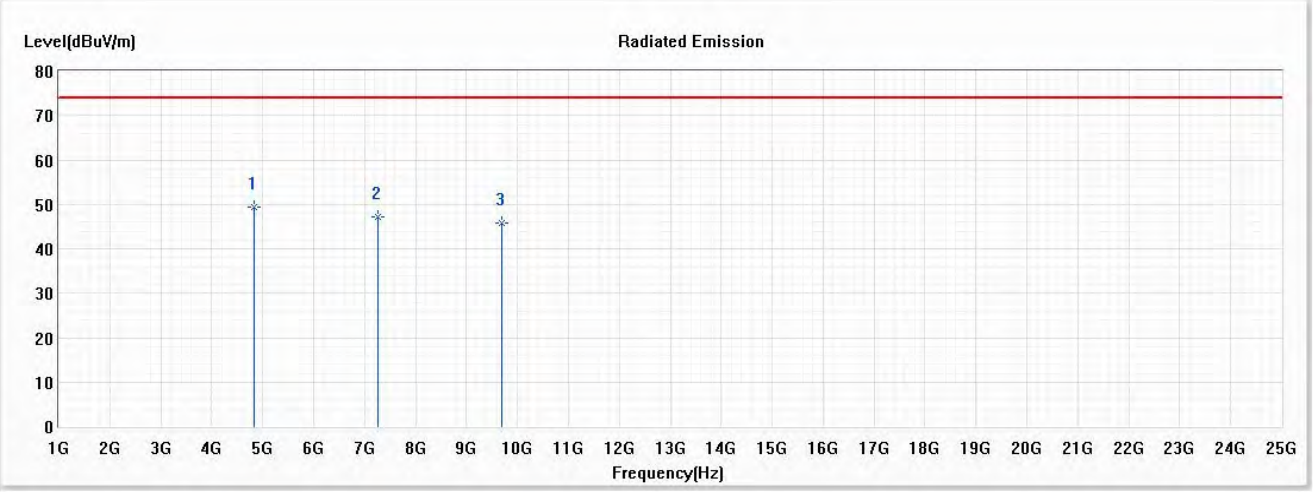

No	Frequency (MHz)	Emission Level (dBμV/m)	Limit (dBμV/m)	Margin (dB)	Reading Level (dBμV)	Correct Factor (dB)	Detector Type
* 1	4844.000	49.25	74.00	-24.75	51.56	-2.31	PK
2	7266.000	47.15	74.00	-26.85	45.81	1.34	PK
3	9688.000	45.91	74.00	-28.09	42.25	3.66	PK

Note:

1. All Readings below 1GHz are Quasi-Peak, above 1GHz are performed with peak and/or average measurements as necessary.
2. Measurement Level = Reading Level + Correct Factor.
3. Correct Factor = Antenna factor + Cable loss –Amplifier gain.
4. The average measurement was not performed when the peak measured data under the limit of average detection.
5. The emission levels of other frequencies are very lower than the limit and not show in test report.

Product : Portable Computer
Test Item : Harmonic Radiated Emission Data
Test Mode : Mode 4 SISO A: Transmit (802.11n-40BW_15Mbps) (2422MHz)
Test Date : 2021/01/15

Vertical

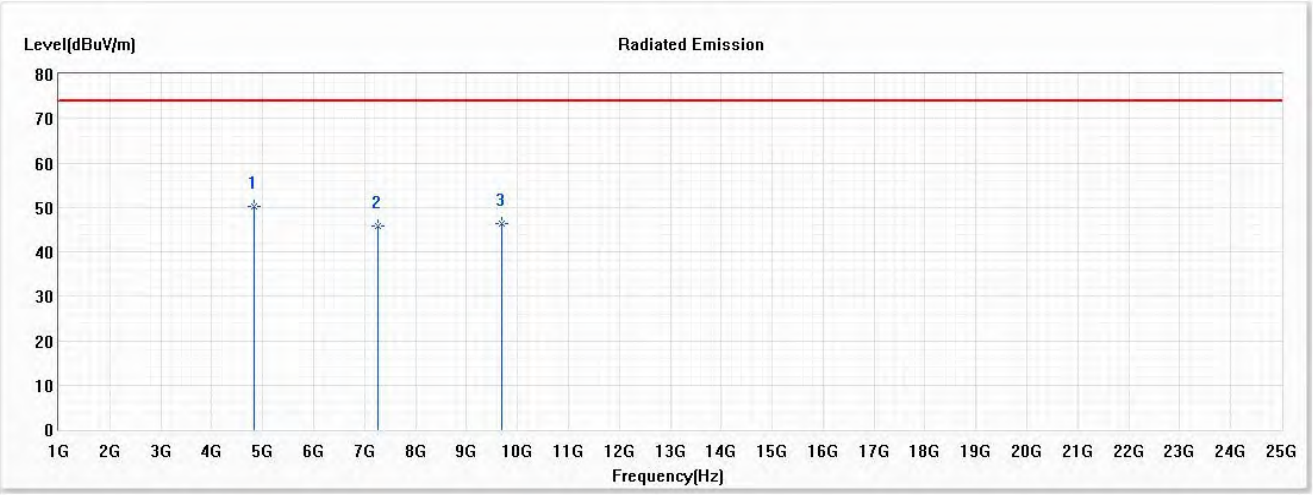

No	Frequency (MHz)	Emission Level (dBμV/m)	Limit (dBμV/m)	Margin (dB)	Reading Level (dBμV)	Correct Factor (dB)	Detector Type
* 1	4844.000	50.19	74.00	-23.81	52.50	-2.31	PK
2	7266.000	45.92	74.00	-28.08	44.58	1.34	PK
3	9688.000	46.32	74.00	-27.68	42.66	3.66	PK

Note:

1. All Readings below 1GHz are Quasi-Peak, above 1GHz are performed with peak and/or average measurements as necessary.
2. Measurement Level = Reading Level + Correct Factor.
3. Correct Factor = Antenna factor + Cable loss –Amplifier gain.
4. The average measurement was not performed when the peak measured data under the limit of average detection.
5. The emission levels of other frequencies are very lower than the limit and not show in test report.

Product	:	Portable Computer
Test Item	:	Harmonic Radiated Emission Data
Test Mode	:	Mode 4 SISO A: Transmit (802.11n-40BW_15Mbps) (2442MHz)
Test Date	:	2021/01/15

Horizontal

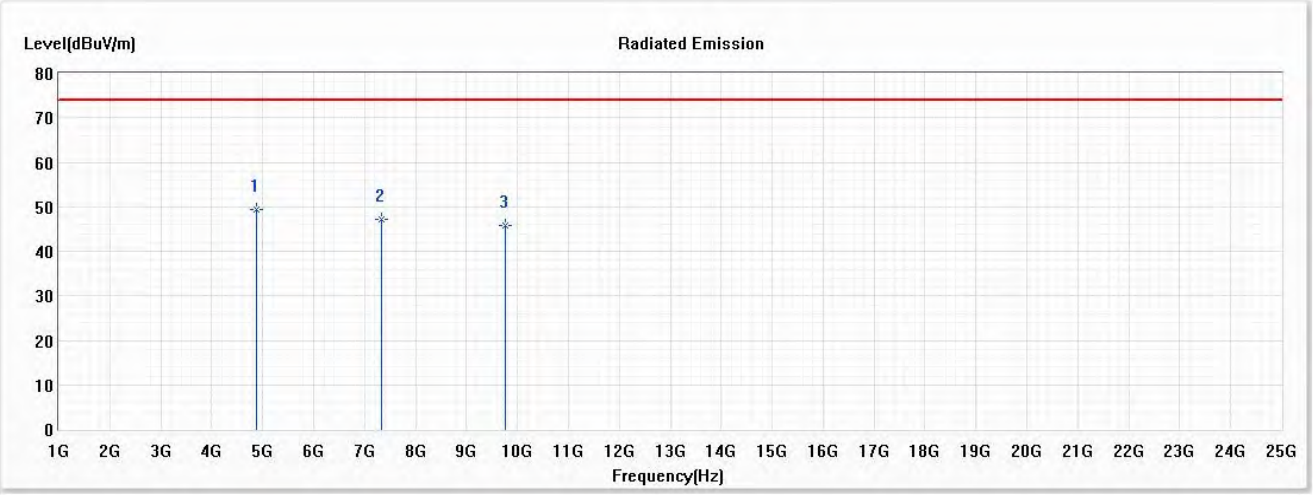

No	Frequency (MHz)	Emission Level (dBμV/m)	Limit (dBμV/m)	Margin (dB)	Reading Level (dBμV)	Correct Factor (dB)	Detector Type
* 1	4884.000	49.42	74.00	-24.58	51.72	-2.30	PK
2	7326.000	47.26	74.00	-26.74	45.99	1.27	PK
3	9768.000	45.82	74.00	-28.18	42.03	3.79	PK

Note:

1. All Readings below 1GHz are Quasi-Peak, above 1GHz are performed with peak and/or average measurements as necessary.
2. Measurement Level = Reading Level + Correct Factor.
3. Correct Factor = Antenna factor + Cable loss –Amplifier gain.
4. The average measurement was not performed when the peak measured data under the limit of average detection.
5. The emission levels of other frequencies are very lower than the limit and not show in test report.

Product	:	Portable Computer
Test Item	:	Harmonic Radiated Emission Data
Test Mode	:	Mode 4 SISO A: Transmit (802.11n-40BW_15Mbps) (2442MHz)
Test Date	:	2021/01/15

Vertical

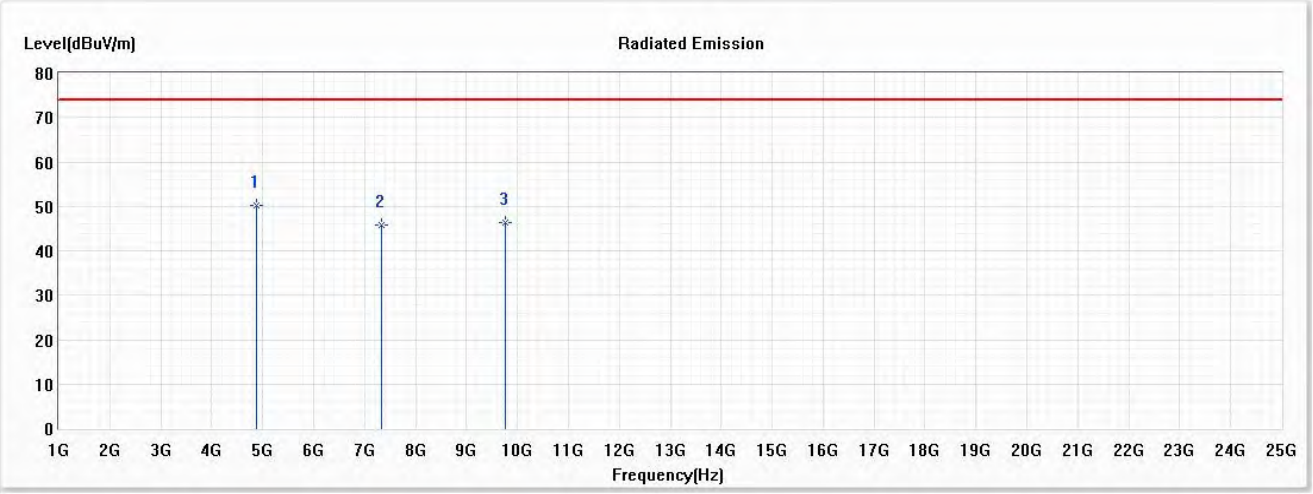

No	Frequency (MHz)	Emission Level (dBμV/m)	Limit (dBμV/m)	Margin (dB)	Reading Level (dBμV)	Correct Factor (dB)	Detector Type
* 1	4884.000	50.20	74.00	-23.80	52.50	-2.30	PK
2	7326.000	45.84	74.00	-28.16	44.57	1.27	PK
3	9768.000	46.27	74.00	-27.73	42.48	3.79	PK

Note:

1. All Readings below 1GHz are Quasi-Peak, above 1GHz are performed with peak and/or average measurements as necessary.
2. Measurement Level = Reading Level + Correct Factor.
3. Correct Factor = Antenna factor + Cable loss –Amplifier gain.
4. The average measurement was not performed when the peak measured data under the limit of average detection.
5. The emission levels of other frequencies are very lower than the limit and not show in test report.

Product	:	Portable Computer
Test Item	:	Harmonic Radiated Emission Data
Test Mode	:	Mode 4 SISO A: Transmit (802.11n-40BW_15Mbps) (2462MHz)
Test Date	:	2021/01/15

Horizontal

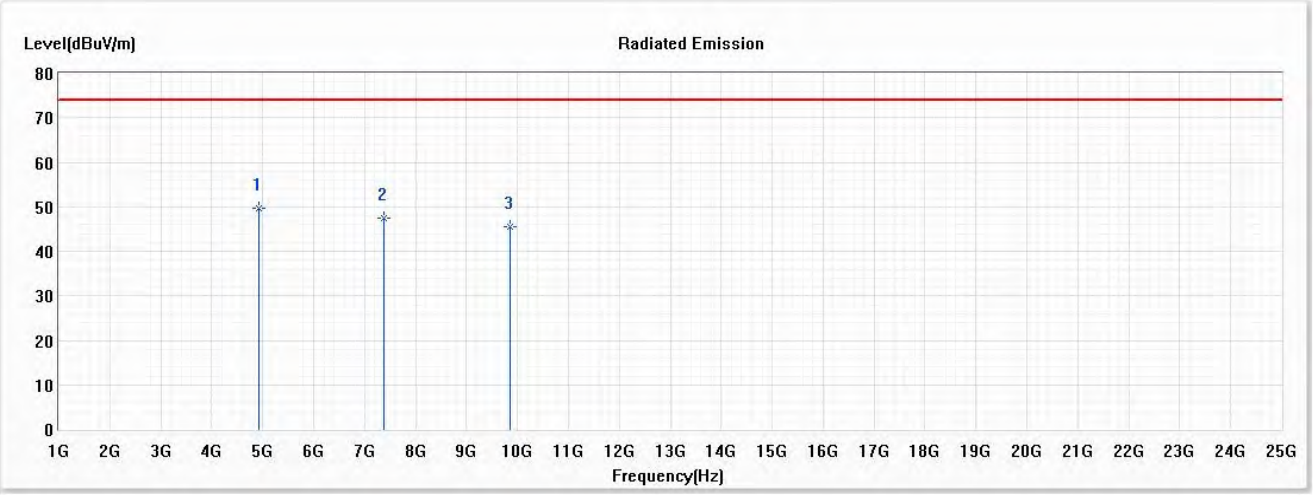

No	Frequency (MHz)	Emission Level (dBμV/m)	Limit (dBμV/m)	Margin (dB)	Reading Level (dBμV)	Correct Factor (dB)	Detector Type
* 1	4924.000	49.52	74.00	-24.48	51.79	-2.27	PK
2	7386.000	47.51	74.00	-26.49	46.17	1.34	PK
3	9848.000	45.61	74.00	-28.39	41.79	3.82	PK

Note:

1. All Readings below 1GHz are Quasi-Peak, above 1GHz are performed with peak and/or average measurements as necessary.
2. Measurement Level = Reading Level + Correct Factor.
3. Correct Factor = Antenna factor + Cable loss –Amplifier gain.
4. The average measurement was not performed when the peak measured data under the limit of average detection.
5. The emission levels of other frequencies are very lower than the limit and not show in test report.

Product	:	Portable Computer
Test Item	:	Harmonic Radiated Emission Data
Test Mode	:	Mode 4 SISO A: Transmit (802.11n-40BW_15Mbps) (2462MHz)
Test Date	:	2021/01/15

Vertical

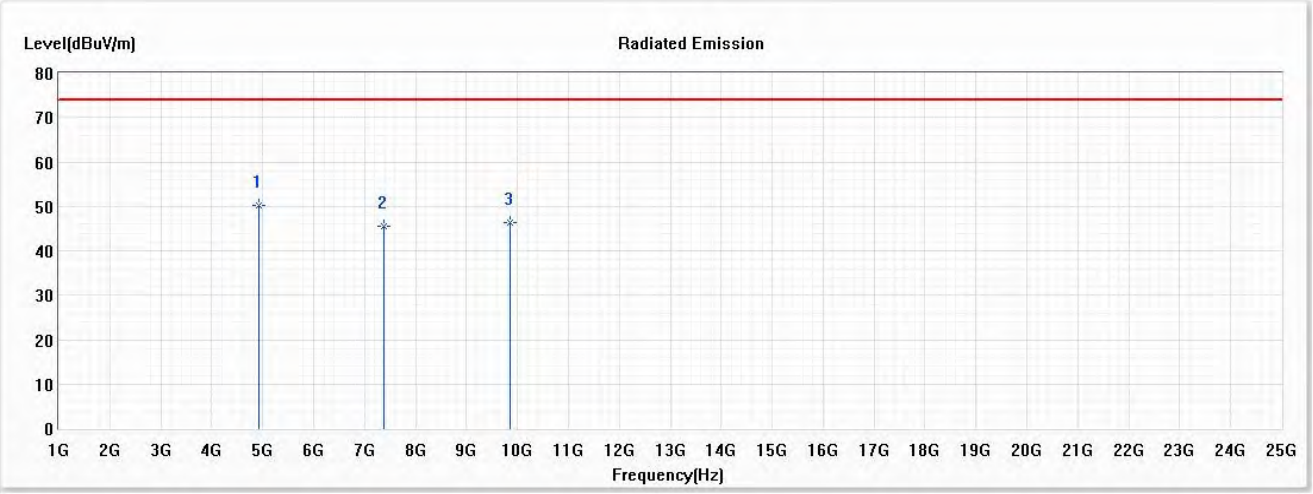

No	Frequency (MHz)	Emission Level (dBμV/m)	Limit (dBμV/m)	Margin (dB)	Reading Level (dBμV)	Correct Factor (dB)	Detector Type
* 1	4924.000	50.16	74.00	-23.84	52.43	-2.27	PK
2	7386.000	45.62	74.00	-28.38	44.28	1.34	PK
3	9848.000	46.23	74.00	-27.77	42.41	3.82	PK

Note:

1. All Readings below 1GHz are Quasi-Peak, above 1GHz are performed with peak and/or average measurements as necessary.
2. Measurement Level = Reading Level + Correct Factor.
3. Correct Factor = Antenna factor + Cable loss –Amplifier gain.
4. The average measurement was not performed when the peak measured data under the limit of average detection.
5. The emission levels of other frequencies are very lower than the limit and not show in test report.

Product	:	Portable Computer
Test Item	:	Harmonic Radiated Emission Data
Test Mode	:	Mode 9 SISO B: Transmit (802.11b_1Mbps) (2412MHz)
Test Date	:	2021/01/18

Horizontal

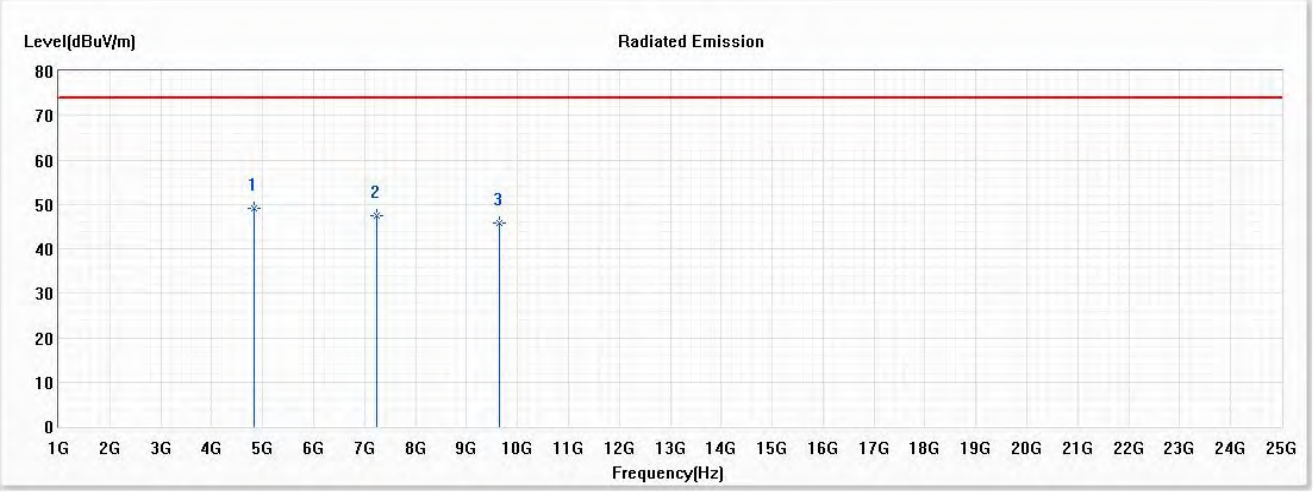

No	Frequency (MHz)	Emission Level (dBμV/m)	Limit (dBμV/m)	Margin (dB)	Reading Level (dBμV)	Correct Factor (dB)	Detector Type
* 1	4824.000	49.15	74.00	-24.85	51.41	-2.26	PK
2	7236.000	47.42	74.00	-26.58	46.16	1.26	PK
3	9648.000	45.93	74.00	-28.07	42.30	3.63	PK

Note:

1. All Readings below 1GHz are Quasi-Peak, above 1GHz are performed with peak and/or average measurements as necessary.
2. Measurement Level = Reading Level + Correct Factor.
3. Correct Factor = Antenna factor + Cable loss –Amplifier gain.
4. The average measurement was not performed when the peak measured data under the limit of average detection.
5. The emission levels of other frequencies are very lower than the limit and not show in test report.

Product	:	Portable Computer
Test Item	:	Harmonic Radiated Emission Data
Test Mode	:	Mode 9 SISO B: Transmit (802.11b_1Mbps) (2412MHz)
Test Date	:	2021/01/18

Vertical

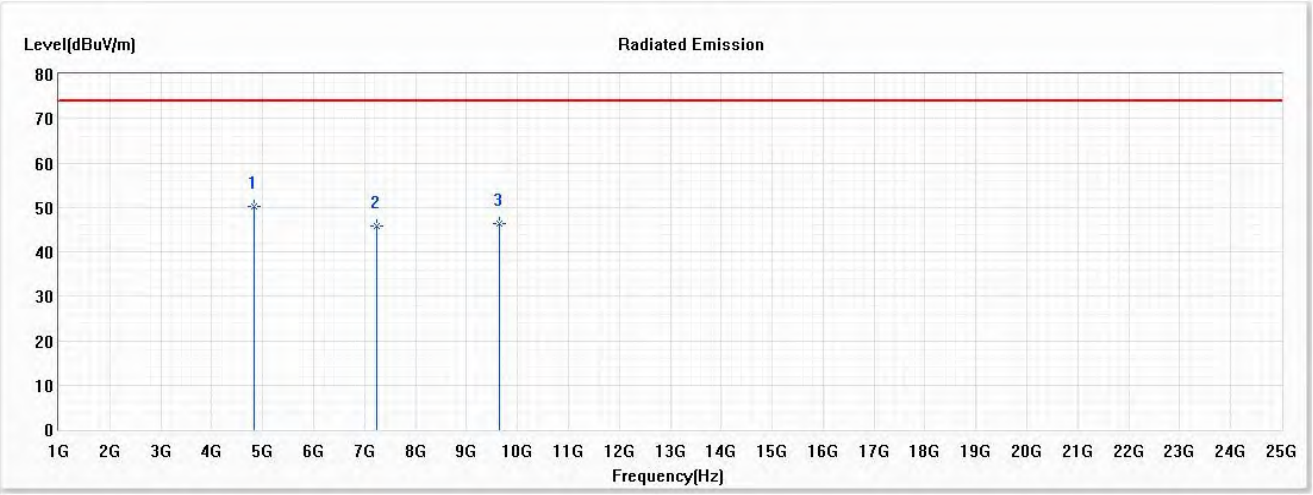

No	Frequency (MHz)	Emission Level (dBμV/m)	Limit (dBμV/m)	Margin (dB)	Reading Level (dBμV)	Correct Factor (dB)	Detector Type
* 1	4824.000	50.33	74.00	-23.67	52.59	-2.26	PK
2	7236.000	45.72	74.00	-28.28	44.46	1.26	PK
3	9648.000	46.42	74.00	-27.58	42.79	3.63	PK

Note:

1. All Readings below 1GHz are Quasi-Peak, above 1GHz are performed with peak and/or average measurements as necessary.
2. Measurement Level = Reading Level + Correct Factor.
3. Correct Factor = Antenna factor + Cable loss –Amplifier gain.
4. The average measurement was not performed when the peak measured data under the limit of average detection.
5. The emission levels of other frequencies are very lower than the limit and not show in test report.

Product	:	Portable Computer
Test Item	:	Harmonic Radiated Emission Data
Test Mode	:	Mode 9 SISO B: Transmit (802.11b_1Mbps) (2442MHz)
Test Date	:	2021/01/18

Horizontal

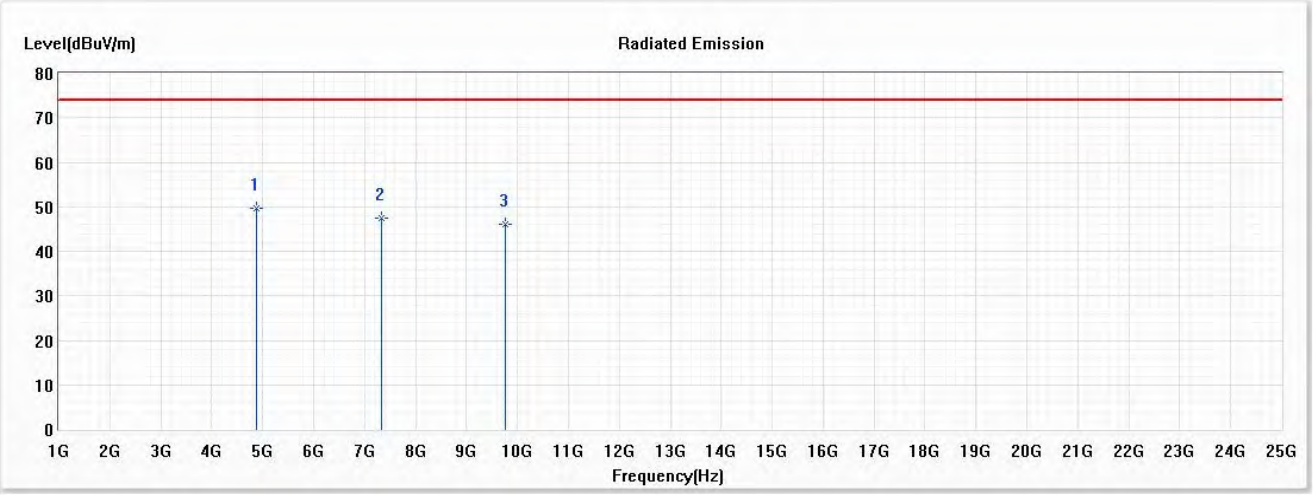

No	Frequency (MHz)	Emission Level (dBμV/m)	Limit (dBμV/m)	Margin (dB)	Reading Level (dBμV)	Correct Factor (dB)	Detector Type
* 1	4884.000	49.52	74.00	-24.48	51.82	-2.30	PK
2	7326.000	47.32	74.00	-26.68	46.05	1.27	PK
3	9768.000	46.16	74.00	-27.84	42.37	3.79	PK

Note:

1. All Readings below 1GHz are Quasi-Peak, above 1GHz are performed with peak and/or average measurements as necessary.
2. Measurement Level = Reading Level + Correct Factor.
3. Correct Factor = Antenna factor + Cable loss –Amplifier gain.
4. The average measurement was not performed when the peak measured data under the limit of average detection.
5. The emission levels of other frequencies are very lower than the limit and not show in test report.

Product	:	Portable Computer
Test Item	:	Harmonic Radiated Emission Data
Test Mode	:	Mode 9 SISO B: Transmit (802.11b_1Mbps) (2442MHz)
Test Date	:	2021/01/18

Vertical

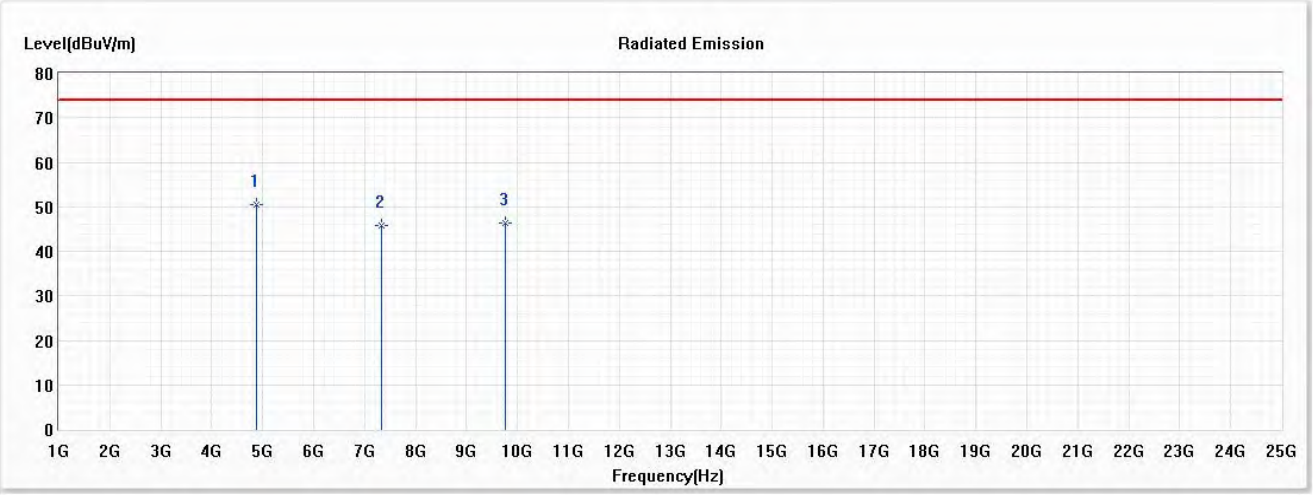

No	Frequency (MHz)	Emission Level (dBμV/m)	Limit (dBμV/m)	Margin (dB)	Reading Level (dBμV)	Correct Factor (dB)	Detector Type
* 1	4884.000	50.53	74.00	-23.47	52.83	-2.30	PK
2	7326.000	45.85	74.00	-28.15	44.58	1.27	PK
3	9768.000	46.26	74.00	-27.74	42.47	3.79	PK

Note:

1. All Readings below 1GHz are Quasi-Peak, above 1GHz are performed with peak and/or average measurements as necessary.
2. Measurement Level = Reading Level + Correct Factor.
3. Correct Factor = Antenna factor + Cable loss –Amplifier gain.
4. The average measurement was not performed when the peak measured data under the limit of average detection.
5. The emission levels of other frequencies are very lower than the limit and not show in test report.

Product	:	Portable Computer
Test Item	:	Harmonic Radiated Emission Data
Test Mode	:	Mode 9 SISO B: Transmit (802.11b_1Mbps) (2472MHz)
Test Date	:	2021/01/19

Horizontal

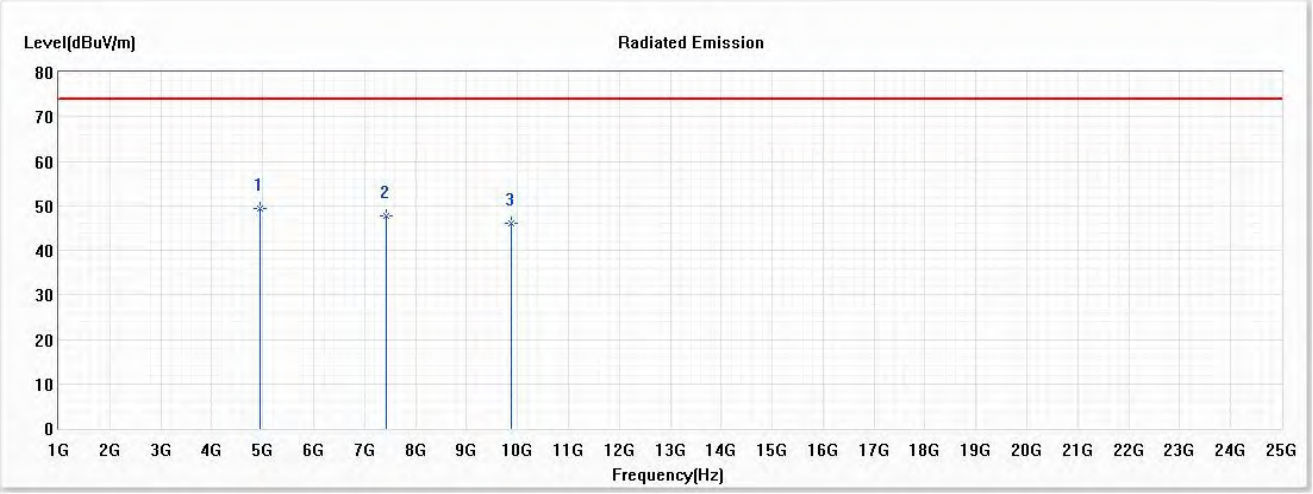

No	Frequency (MHz)	Emission Level (dBμV/m)	Limit (dBμV/m)	Margin (dB)	Reading Level (dBμV)	Correct Factor (dB)	Detector Type
* 1	4944.000	49.42	74.00	-24.58	51.49	-2.07	PK
2	7416.000	47.63	74.00	-26.37	46.31	1.32	PK
3	9888.000	46.11	74.00	-27.89	42.12	3.99	PK

Note:

1. All Readings below 1GHz are Quasi-Peak, above 1GHz are performed with peak and/or average measurements as necessary.
2. Measurement Level = Reading Level + Correct Factor.
3. Correct Factor = Antenna factor + Cable loss –Amplifier gain.
4. The average measurement was not performed when the peak measured data under the limit of average detection.
5. The emission levels of other frequencies are very lower than the limit and not show in test report.

Product	:	Portable Computer
Test Item	:	Harmonic Radiated Emission Data
Test Mode	:	Mode 9 SISO B: Transmit (802.11b_1Mbps) (2472MHz)
Test Date	:	2021/01/19

Vertical

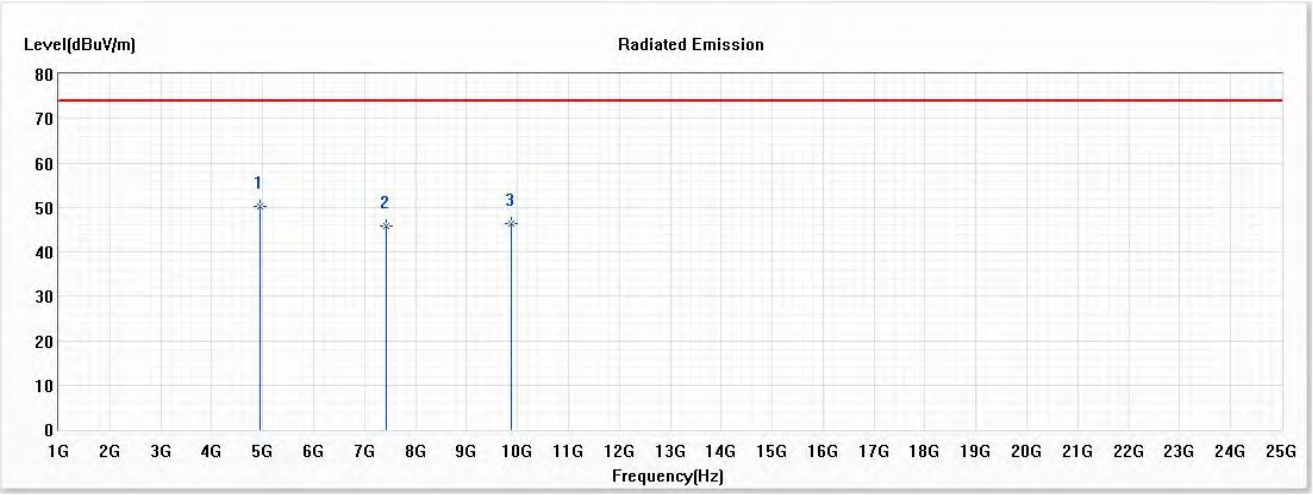

No	Frequency (MHz)	Emission Level (dBμV/m)	Limit (dBμV/m)	Margin (dB)	Reading Level (dBμV)	Correct Factor (dB)	Detector Type
* 1	4944.000	50.24	74.00	-23.76	52.31	-2.07	PK
2	7416.000	45.79	74.00	-28.21	44.47	1.32	PK
3	9888.000	46.47	74.00	-27.53	42.48	3.99	PK

Note:

1. All Readings below 1GHz are Quasi-Peak, above 1GHz are performed with peak and/or average measurements as necessary.
2. Measurement Level = Reading Level + Correct Factor.
3. Correct Factor = Antenna factor + Cable loss –Amplifier gain.
4. The average measurement was not performed when the peak measured data under the limit of average detection.
5. The emission levels of other frequencies are very lower than the limit and not show in test report.

Product	:	Portable Computer
Test Item	:	Harmonic Radiated Emission Data
Test Mode	:	Mode 10 SISO B: Transmit (802.11g_6Mbps) (2412MHz)
Test Date	:	2021/01/19

Horizontal

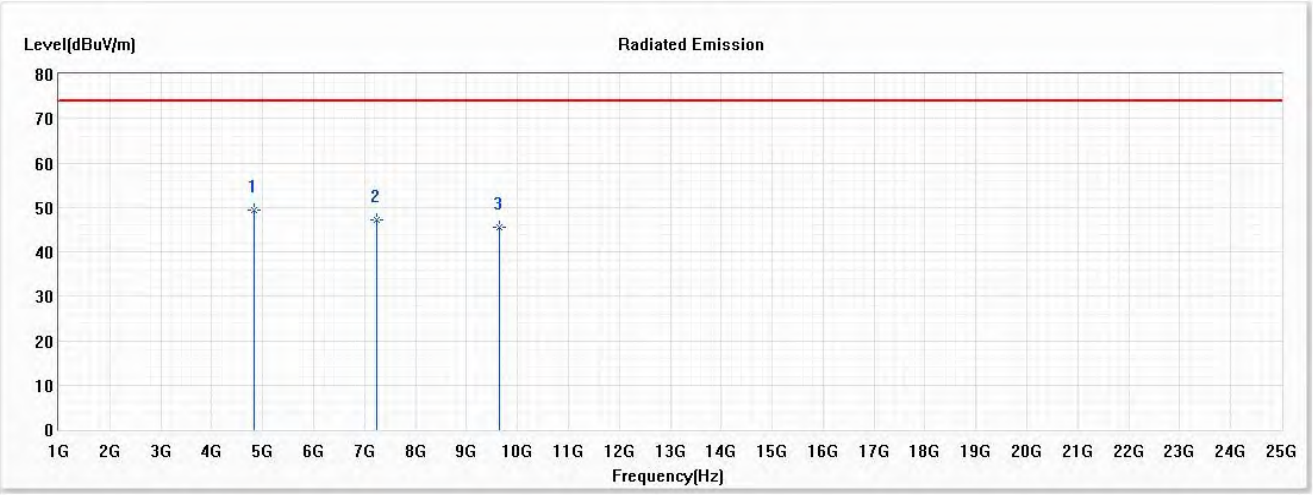

No	Frequency (MHz)	Emission Level (dBμV/m)	Limit (dBμV/m)	Margin (dB)	Reading Level (dBμV)	Correct Factor (dB)	Detector Type
* 1	4824.000	49.46	74.00	-24.54	51.72	-2.26	PK
2	7236.000	47.24	74.00	-26.76	45.98	1.26	PK
3	9648.000	45.65	74.00	-28.35	42.02	3.63	PK

Note:

1. All Readings below 1GHz are Quasi-Peak, above 1GHz are performed with peak and/or average measurements as necessary.
2. Measurement Level = Reading Level + Correct Factor.
3. Correct Factor = Antenna factor + Cable loss –Amplifier gain.
4. The average measurement was not performed when the peak measured data under the limit of average detection.
5. The emission levels of other frequencies are very lower than the limit and not show in test report.

Product	:	Portable Computer
Test Item	:	Harmonic Radiated Emission Data
Test Mode	:	Mode 10 SISO B: Transmit (802.11g_6Mbps) (2412MHz)
Test Date	:	2021/01/19

Vertical

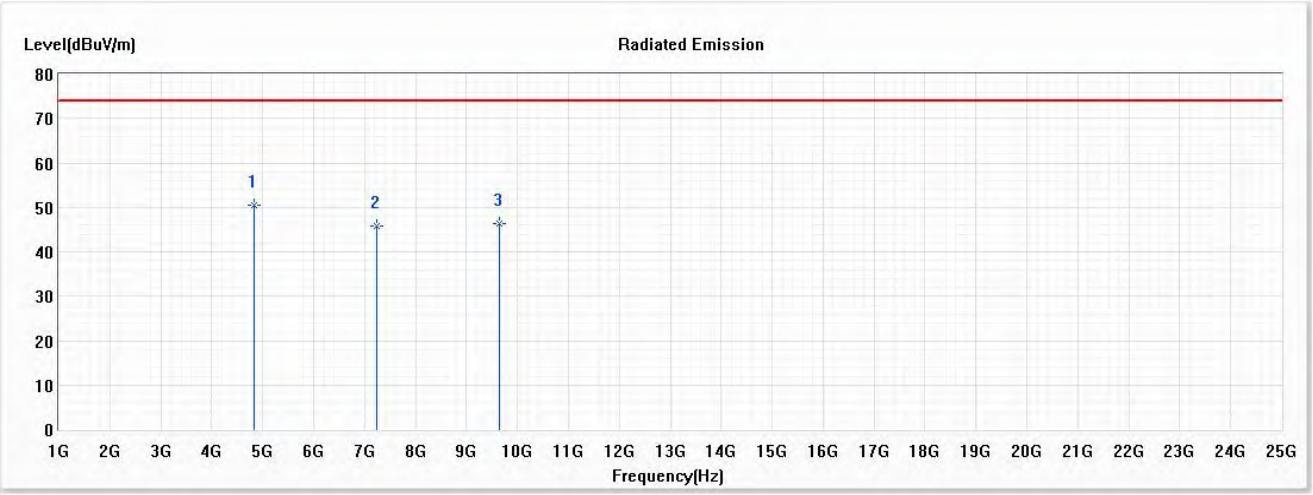

No	Frequency (MHz)	Emission Level (dBμV/m)	Limit (dBμV/m)	Margin (dB)	Reading Level (dBμV)	Correct Factor (dB)	Detector Type
* 1	4824.000	50.54	74.00	-23.46	52.80	-2.26	PK
2	7236.000	45.84	74.00	-28.16	44.58	1.26	PK
3	9648.000	46.45	74.00	-27.55	42.82	3.63	PK

Note:

1. All Readings below 1GHz are Quasi-Peak, above 1GHz are performed with peak and/or average measurements as necessary.
2. Measurement Level = Reading Level + Correct Factor.
3. Correct Factor = Antenna factor + Cable loss –Amplifier gain.
4. The average measurement was not performed when the peak measured data under the limit of average detection.
5. The emission levels of other frequencies are very lower than the limit and not show in test report.

Product	:	Portable Computer
Test Item	:	Harmonic Radiated Emission Data
Test Mode	:	Mode 10 SISO B: Transmit (802.11g_6Mbps) (2442MHz)
Test Date	:	2021/01/19

Horizontal

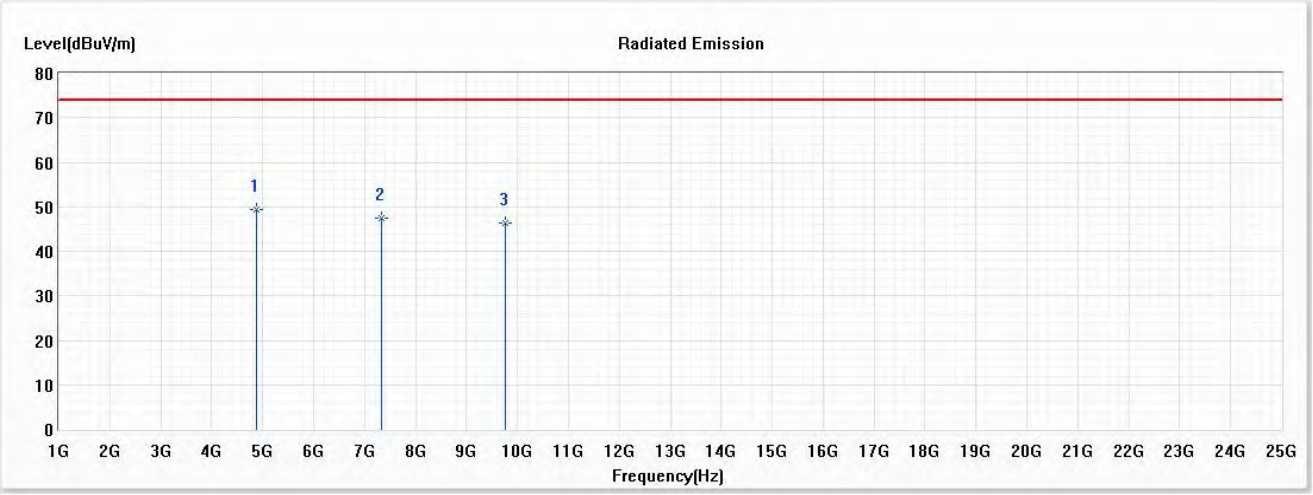

No	Frequency (MHz)	Emission Level (dBμV/m)	Limit (dBμV/m)	Margin (dB)	Reading Level (dBμV)	Correct Factor (dB)	Detector Type
* 1	4884.000	49.51	74.00	-24.49	51.81	-2.30	PK
2	7326.000	47.48	74.00	-26.52	46.21	1.27	PK
3	9768.000	46.23	74.00	-27.77	42.44	3.79	PK

Note:

1. All Readings below 1GHz are Quasi-Peak, above 1GHz are performed with peak and/or average measurements as necessary.
2. Measurement Level = Reading Level + Correct Factor.
3. Correct Factor = Antenna factor + Cable loss –Amplifier gain.
4. The average measurement was not performed when the peak measured data under the limit of average detection.
5. The emission levels of other frequencies are very lower than the limit and not show in test report.

Product	:	Portable Computer
Test Item	:	Harmonic Radiated Emission Data
Test Mode	:	Mode 10 SISO B: Transmit (802.11g_6Mbps) (2442MHz)
Test Date	:	2021/01/19

Vertical

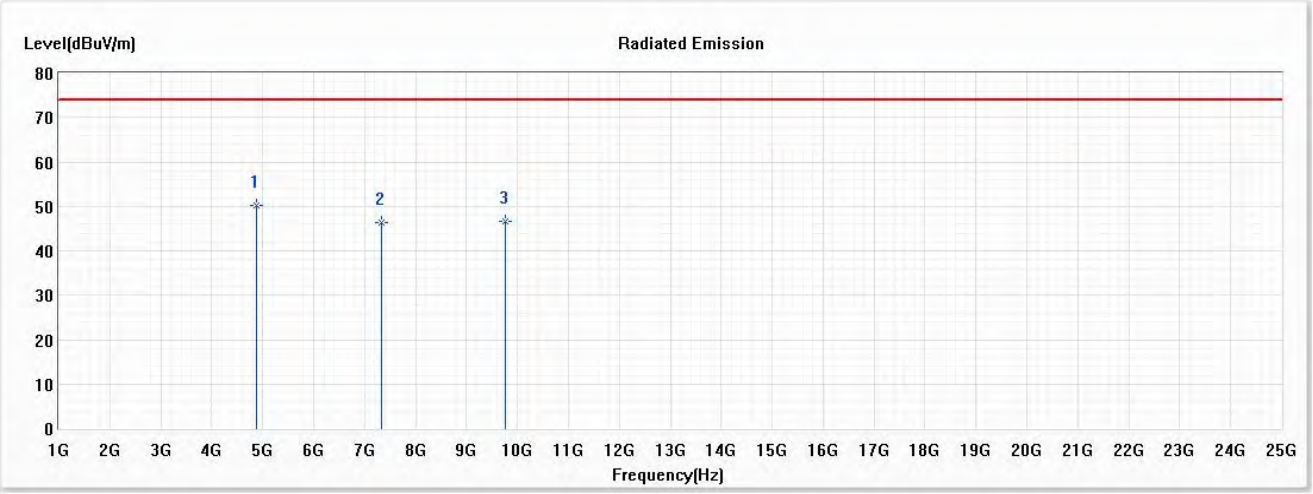

No	Frequency (MHz)	Emission Level (dBμV/m)	Limit (dBμV/m)	Margin (dB)	Reading Level (dBμV)	Correct Factor (dB)	Detector Type
* 1	4884.000	50.26	74.00	-23.74	52.56	-2.30	PK
2	7326.000	46.38	74.00	-27.62	45.11	1.27	PK
3	9768.000	46.54	74.00	-27.46	42.75	3.79	PK

Note:

1. All Readings below 1GHz are Quasi-Peak, above 1GHz are performed with peak and/or average measurements as necessary.
2. Measurement Level = Reading Level + Correct Factor.
3. Correct Factor = Antenna factor + Cable loss –Amplifier gain.
4. The average measurement was not performed when the peak measured data under the limit of average detection.
5. The emission levels of other frequencies are very lower than the limit and not show in test report.

Product	:	Portable Computer
Test Item	:	Harmonic Radiated Emission Data
Test Mode	:	Mode 10 SISO B: Transmit (802.11g_6Mbps) (2472MHz)
Test Date	:	2021/01/19

Horizontal

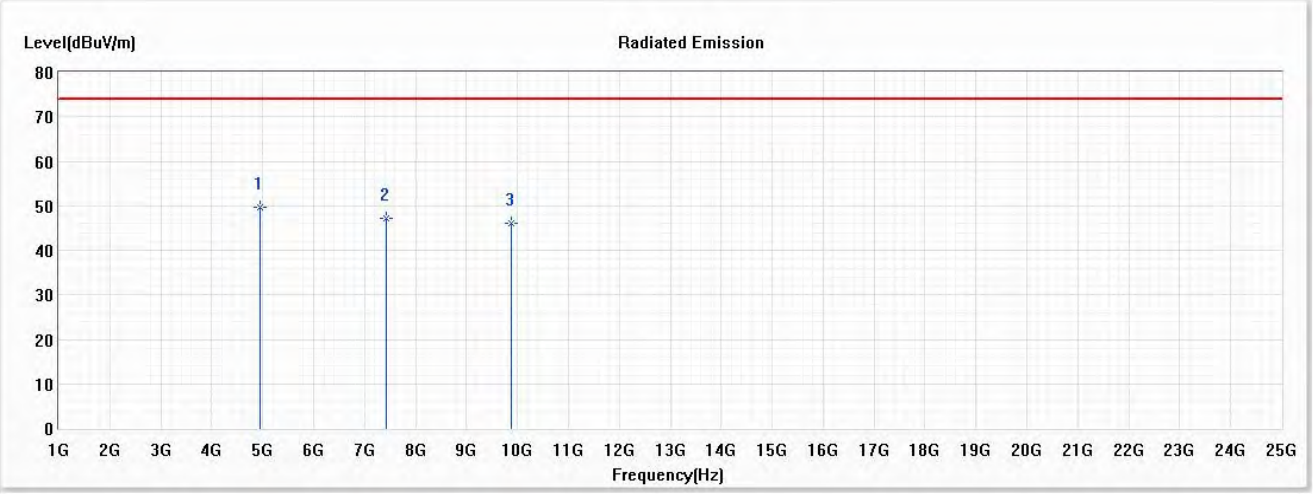

No	Frequency (MHz)	Emission Level (dBμV/m)	Limit (dBμV/m)	Margin (dB)	Reading Level (dBμV)	Correct Factor (dB)	Detector Type
* 1	4944.000	49.53	74.00	-24.47	51.60	-2.07	PK
2	7416.000	47.26	74.00	-26.74	45.94	1.32	PK
3	9888.000	46.14	74.00	-27.86	42.15	3.99	PK

Note:

1. All Readings below 1GHz are Quasi-Peak, above 1GHz are performed with peak and/or average measurements as necessary.
2. Measurement Level = Reading Level + Correct Factor.
3. Correct Factor = Antenna factor + Cable loss –Amplifier gain.
4. The average measurement was not performed when the peak measured data under the limit of average detection.
5. The emission levels of other frequencies are very lower than the limit and not show in test report.

Product	:	Portable Computer
Test Item	:	Harmonic Radiated Emission Data
Test Mode	:	Mode 10 SISO B: Transmit (802.11g_6Mbps) (2472MHz)
Test Date	:	2021/01/19

Vertical

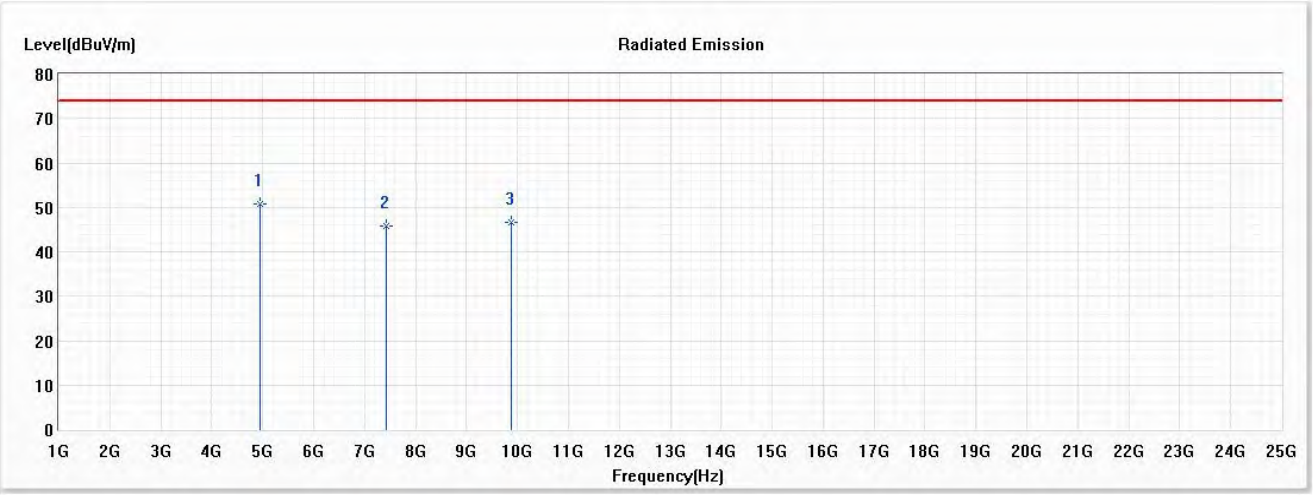

No	Frequency (MHz)	Emission Level (dBμV/m)	Limit (dBμV/m)	Margin (dB)	Reading Level (dBμV)	Correct Factor (dB)	Detector Type
* 1	4944.000	50.67	74.00	-23.33	52.74	-2.07	PK
2	7416.000	45.82	74.00	-28.18	44.50	1.32	PK
3	9888.000	46.54	74.00	-27.46	42.55	3.99	PK

Note:

1. All Readings below 1GHz are Quasi-Peak, above 1GHz are performed with peak and/or average measurements as necessary.
2. Measurement Level = Reading Level + Correct Factor.
3. Correct Factor = Antenna factor + Cable loss –Amplifier gain.
4. The average measurement was not performed when the peak measured data under the limit of average detection.
5. The emission levels of other frequencies are very lower than the limit and not show in test report.

Product : Portable Computer
Test Item : Harmonic Radiated Emission Data
Test Mode : Mode 11 SISO B: Transmit (802.11n-20BW_7.2Mbps) (2412MHz)
Test Date : 2021/01/19

Horizontal

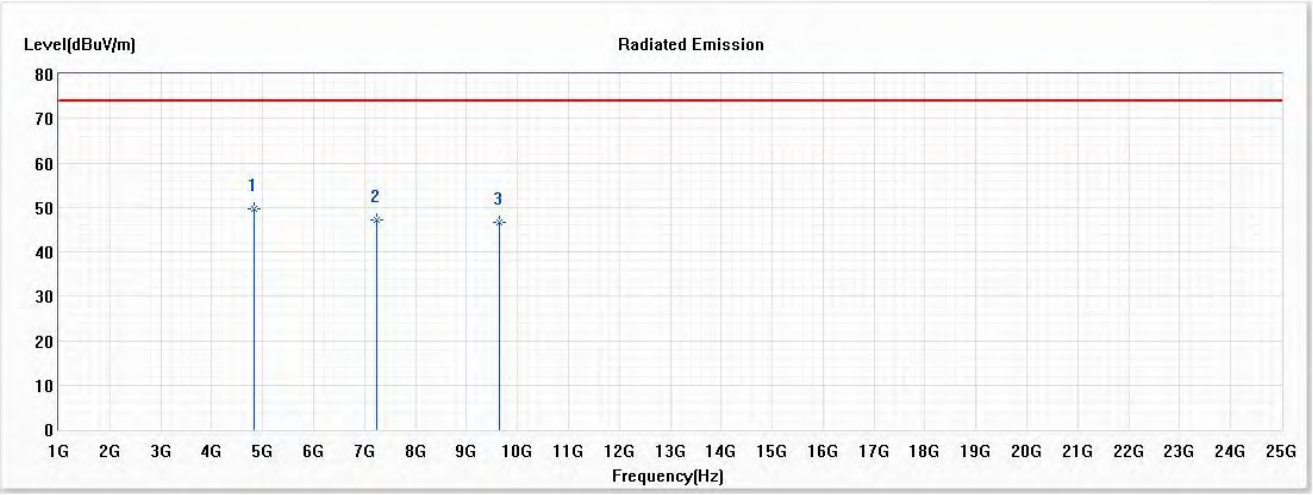

No	Frequency (MHz)	Emission Level (dBμV/m)	Limit (dBμV/m)	Margin (dB)	Reading Level (dBμV)	Correct Factor (dB)	Detector Type
* 1	4824.000	49.62	74.00	-24.38	51.88	-2.26	PK
2	7236.000	47.19	74.00	-26.81	45.93	1.26	PK
3	9648.000	46.61	74.00	-27.39	42.98	3.63	PK

Note:

1. All Readings below 1GHz are Quasi-Peak, above 1GHz are performed with peak and/or average measurements as necessary.
2. Measurement Level = Reading Level + Correct Factor.
3. Correct Factor = Antenna factor + Cable loss –Amplifier gain.
4. The average measurement was not performed when the peak measured data under the limit of average detection.
5. The emission levels of other frequencies are very lower than the limit and not show in test report.

Product	:	Portable Computer
Test Item	:	Harmonic Radiated Emission Data
Test Mode	:	Mode 11 SISO B: Transmit (802.11n-20BW_7.2Mbps) (2412MHz)
Test Date	:	2021/01/19

Vertical

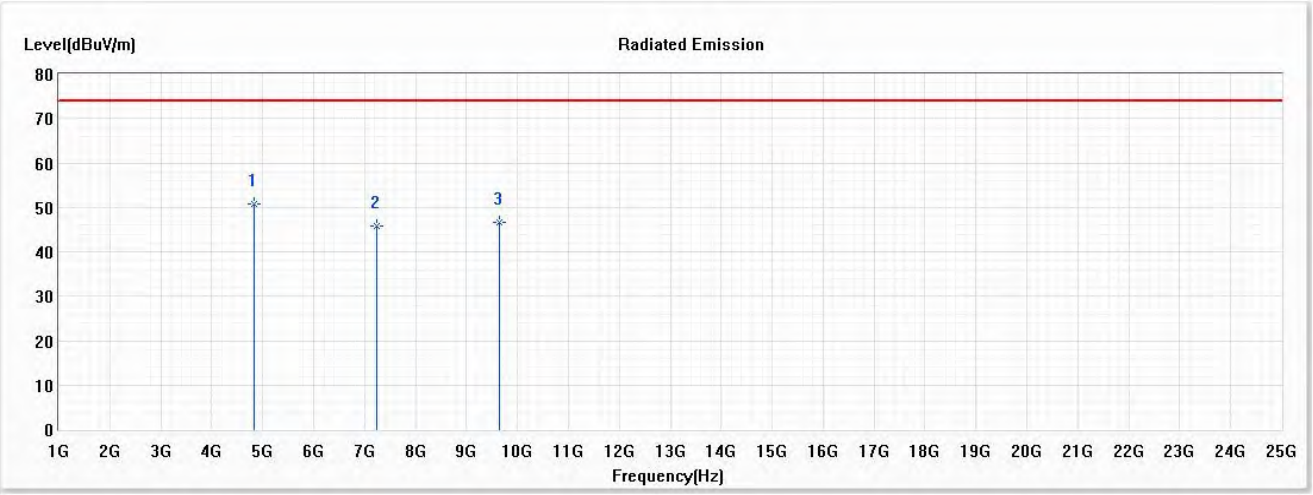

No	Frequency (MHz)	Emission Level (dBμV/m)	Limit (dBμV/m)	Margin (dB)	Reading Level (dBμV)	Correct Factor (dB)	Detector Type
* 1	4824.000	50.63	74.00	-23.37	52.89	-2.26	PK
2	7236.000	45.72	74.00	-28.28	44.46	1.26	PK
3	9648.000	46.74	74.00	-27.26	43.11	3.63	PK

Note:

1. All Readings below 1GHz are Quasi-Peak, above 1GHz are performed with peak and/or average measurements as necessary.
2. Measurement Level = Reading Level + Correct Factor.
3. Correct Factor = Antenna factor + Cable loss –Amplifier gain.
4. The average measurement was not performed when the peak measured data under the limit of average detection.
5. The emission levels of other frequencies are very lower than the limit and not show in test report.

Product	:	Portable Computer
Test Item	:	Harmonic Radiated Emission Data
Test Mode	:	Mode 11 SISO B: Transmit (802.11n-20BW_7.2Mbps) (2442MHz)
Test Date	:	2021/01/19

Horizontal

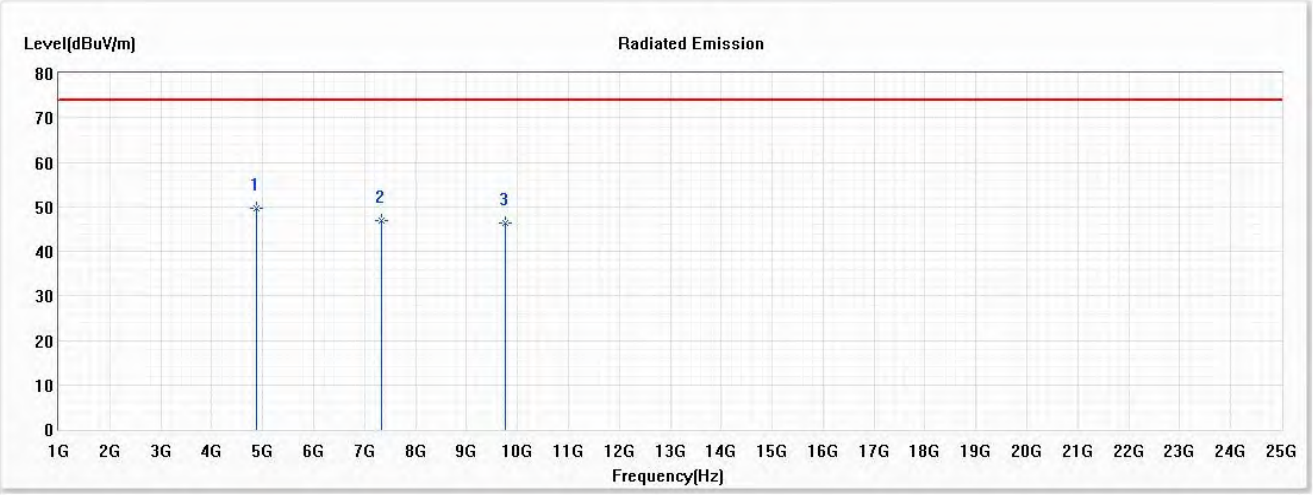

No	Frequency (MHz)	Emission Level (dBμV/m)	Limit (dBμV/m)	Margin (dB)	Reading Level (dBμV)	Correct Factor (dB)	Detector Type
* 1	4884.000	49.57	74.00	-24.43	51.87	-2.30	PK
2	7326.000	46.89	74.00	-27.11	45.62	1.27	PK
3	9768.000	46.28	74.00	-27.72	42.49	3.79	PK

Note:

1. All Readings below 1GHz are Quasi-Peak, above 1GHz are performed with peak and/or average measurements as necessary.
2. Measurement Level = Reading Level + Correct Factor.
3. Correct Factor = Antenna factor + Cable loss –Amplifier gain.
4. The average measurement was not performed when the peak measured data under the limit of average detection.
5. The emission levels of other frequencies are very lower than the limit and not show in test report.

Product	:	Portable Computer
Test Item	:	Harmonic Radiated Emission Data
Test Mode	:	Mode 11 SISO B: Transmit (802.11n-20BW_7.2Mbps) (2442MHz)
Test Date	:	2021/01/19

Vertical

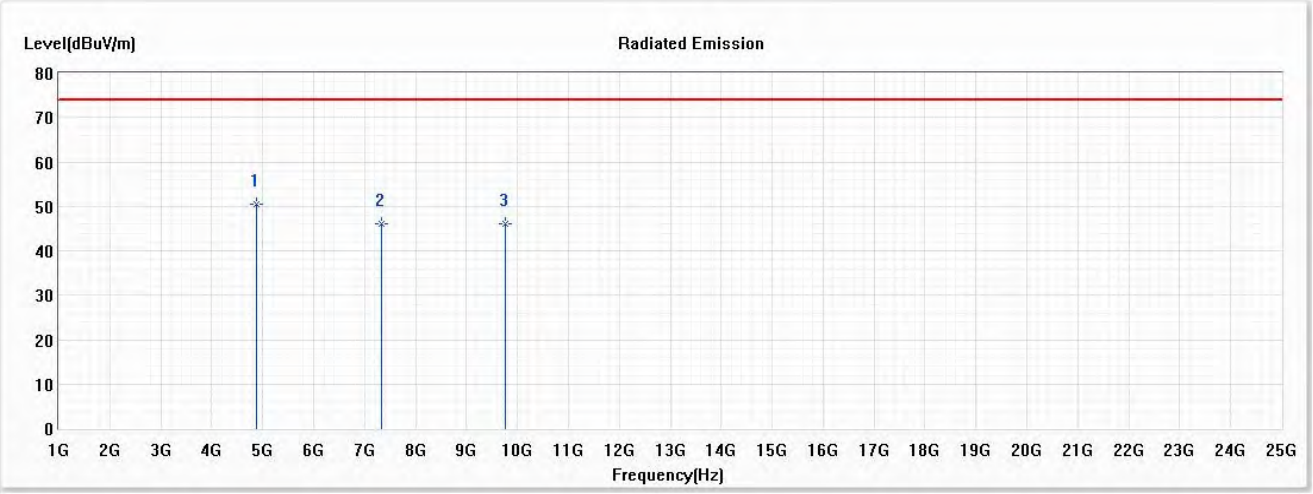

No	Frequency (MHz)	Emission Level (dBμV/m)	Limit (dBμV/m)	Margin (dB)	Reading Level (dBμV)	Correct Factor (dB)	Detector Type
* 1	4884.000	50.53	74.00	-23.47	52.83	-2.30	PK
2	7326.000	46.09	74.00	-27.91	44.82	1.27	PK
3	9768.000	46.14	74.00	-27.86	42.35	3.79	PK

Note:

1. All Readings below 1GHz are Quasi-Peak, above 1GHz are performed with peak and/or average measurements as necessary.
2. Measurement Level = Reading Level + Correct Factor.
3. Correct Factor = Antenna factor + Cable loss –Amplifier gain.
4. The average measurement was not performed when the peak measured data under the limit of average detection.
5. The emission levels of other frequencies are very lower than the limit and not show in test report.

Product : Portable Computer
Test Item : Harmonic Radiated Emission Data
Test Mode : Mode 11 SISO B: Transmit (802.11n-20BW_7.2Mbps) (2472MHz)
Test Date : 2021/01/19

Horizontal

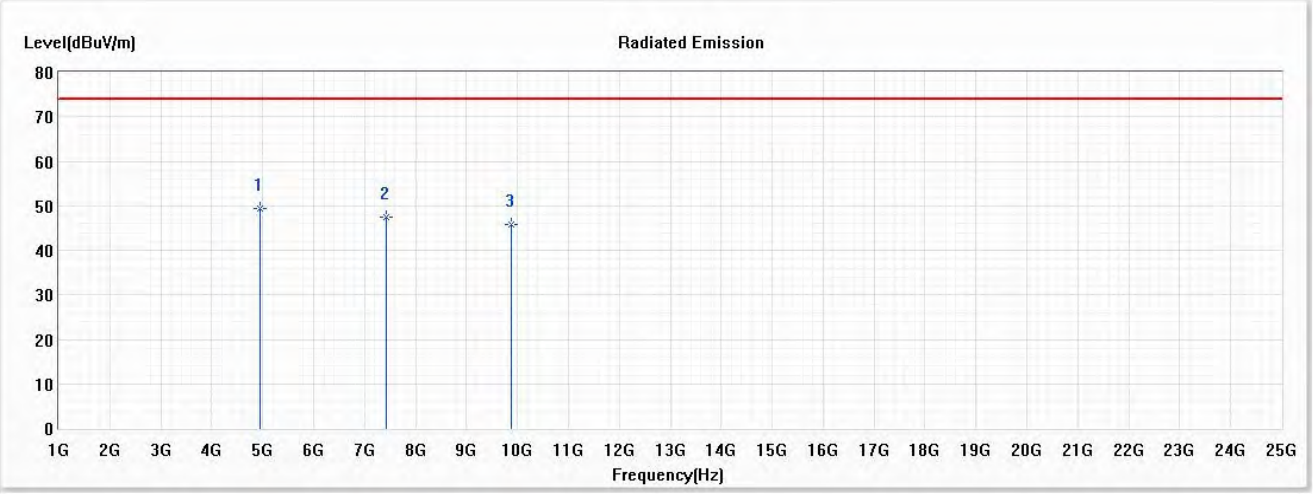

No	Frequency (MHz)	Emission Level (dBμV/m)	Limit (dBμV/m)	Margin (dB)	Reading Level (dBμV)	Correct Factor (dB)	Detector Type
* 1	4944.000	49.31	74.00	-24.69	51.38	-2.07	PK
2	7416.000	47.48	74.00	-26.52	46.16	1.32	PK
3	9888.000	45.87	74.00	-28.13	41.88	3.99	PK

Note:

1. All Readings below 1GHz are Quasi-Peak, above 1GHz are performed with peak and/or average measurements as necessary.
2. Measurement Level = Reading Level + Correct Factor.
3. Correct Factor = Antenna factor + Cable loss –Amplifier gain.
4. The average measurement was not performed when the peak measured data under the limit of average detection.
5. The emission levels of other frequencies are very lower than the limit and not show in test report.

Product : Portable Computer
Test Item : Harmonic Radiated Emission Data
Test Mode : Mode 11 SISO B: Transmit (802.11n-20BW_7.2Mbps) (2472MHz)
Test Date : 2021/01/19

Vertical

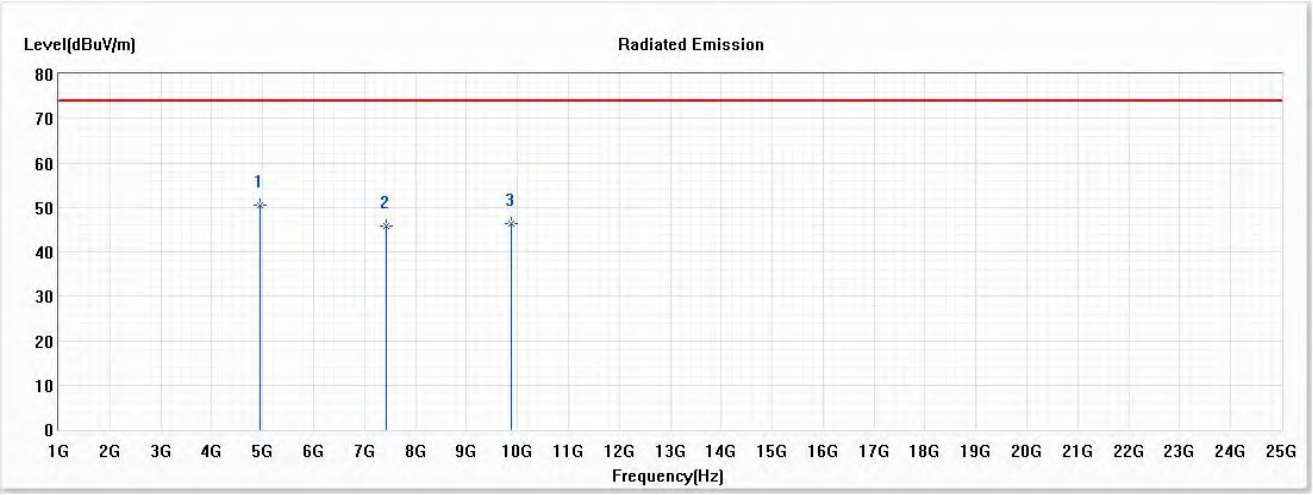

No	Frequency (MHz)	Emission Level (dBμV/m)	Limit (dBμV/m)	Margin (dB)	Reading Level (dBμV)	Correct Factor (dB)	Detector Type
* 1	4944.000	50.55	74.00	-23.45	52.62	-2.07	PK
2	7416.000	45.68	74.00	-28.32	44.36	1.32	PK
3	9888.000	46.37	74.00	-27.63	42.38	3.99	PK

Note:

1. All Readings below 1GHz are Quasi-Peak, above 1GHz are performed with peak and/or average measurements as necessary.
2. Measurement Level = Reading Level + Correct Factor.
3. Correct Factor = Antenna factor + Cable loss –Amplifier gain.
4. The average measurement was not performed when the peak measured data under the limit of average detection.
5. The emission levels of other frequencies are very lower than the limit and not show in test report.

Product : Portable Computer
Test Item : Harmonic Radiated Emission Data
Test Mode : Mode 12 SISO B: Transmit (802.11n-40BW_15Mbps) (2422MHz)
Test Date : 2021/01/19

Horizontal

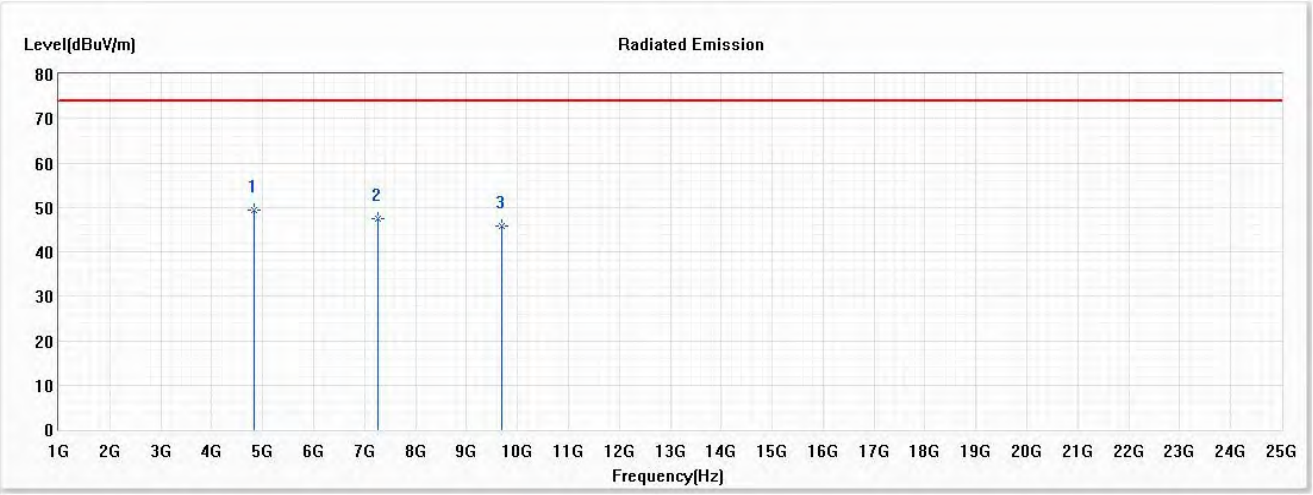

No	Frequency (MHz)	Emission Level (dBμV/m)	Limit (dBμV/m)	Margin (dB)	Reading Level (dBμV)	Correct Factor (dB)	Detector Type
* 1	4844.000	49.32	74.00	-24.68	51.63	-2.31	PK
2	7266.000	47.45	74.00	-26.55	46.11	1.34	PK
3	9688.000	45.78	74.00	-28.22	42.12	3.66	PK

Note:

1. All Readings below 1GHz are Quasi-Peak, above 1GHz are performed with peak and/or average measurements as necessary.
2. Measurement Level = Reading Level + Correct Factor.
3. Correct Factor = Antenna factor + Cable loss –Amplifier gain.
4. The average measurement was not performed when the peak measured data under the limit of average detection.
5. The emission levels of other frequencies are very lower than the limit and not show in test report.

Product : Portable Computer
Test Item : Harmonic Radiated Emission Data
Test Mode : Mode 12 SISO B: Transmit (802.11n-40BW_15Mbps) (2422MHz)
Test Date : 2021/01/19

Vertical

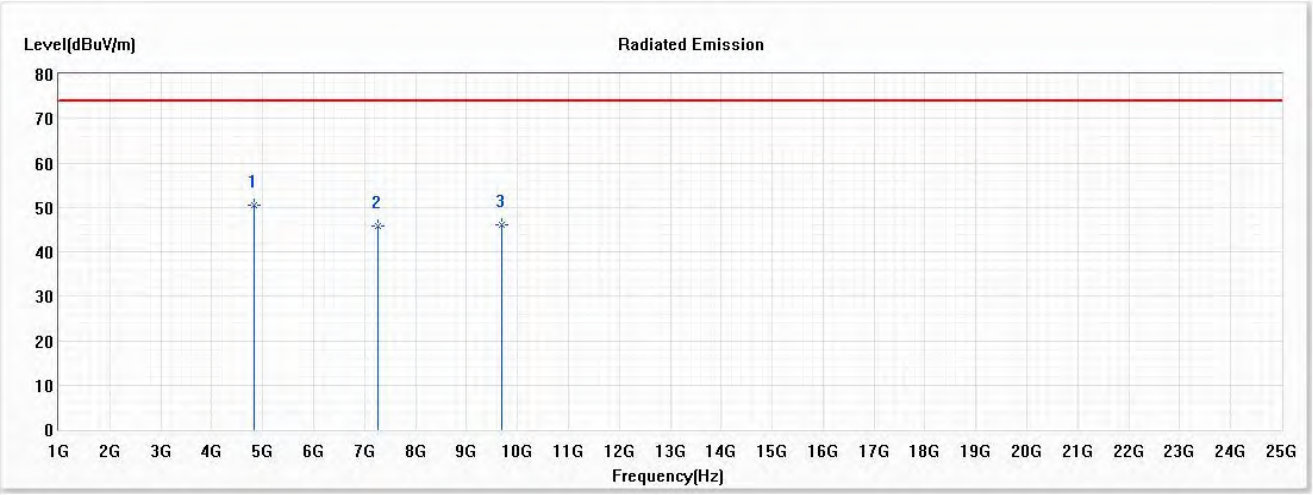

No	Frequency (MHz)	Emission Level (dBμV/m)	Limit (dBμV/m)	Margin (dB)	Reading Level (dBμV)	Correct Factor (dB)	Detector Type
* 1	4844.000	50.61	74.00	-23.39	52.92	-2.31	PK
2	7266.000	45.76	74.00	-28.24	44.42	1.34	PK
3	9688.000	46.14	74.00	-27.86	42.48	3.66	PK

Note:

1. All Readings below 1GHz are Quasi-Peak, above 1GHz are performed with peak and/or average measurements as necessary.
2. Measurement Level = Reading Level + Correct Factor.
3. Correct Factor = Antenna factor + Cable loss –Amplifier gain.
4. The average measurement was not performed when the peak measured data under the limit of average detection.
5. The emission levels of other frequencies are very lower than the limit and not show in test report.

Product	:	Portable Computer
Test Item	:	Harmonic Radiated Emission Data
Test Mode	:	Mode 12 SISO B: Transmit (802.11n-40BW_15Mbps) (2442MHz)
Test Date	:	2021/01/19

Horizontal

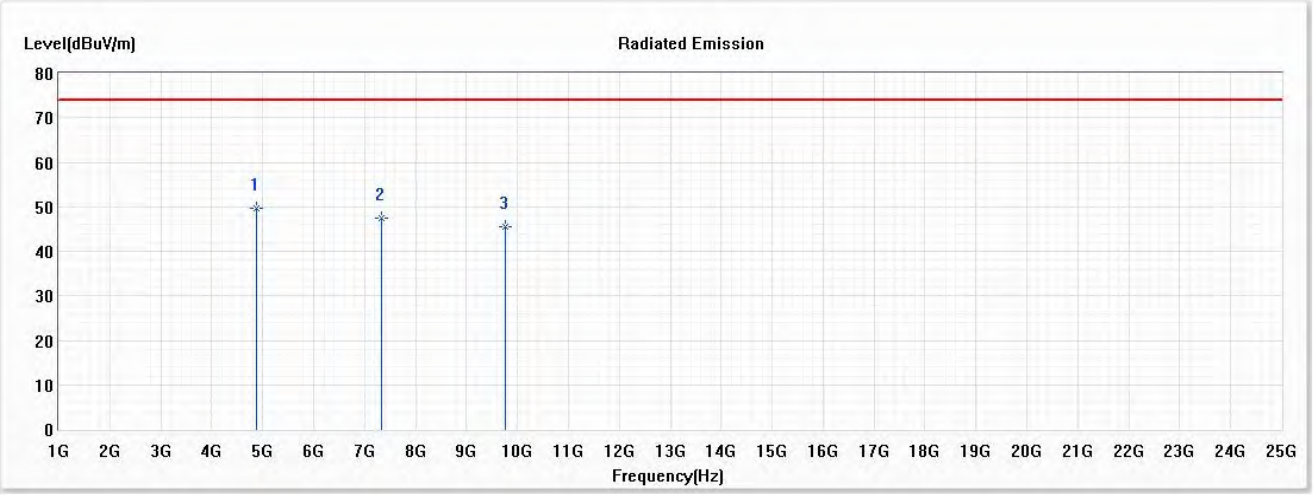

No	Frequency (MHz)	Emission Level (dBμV/m)	Limit (dBμV/m)	Margin (dB)	Reading Level (dBμV)	Correct Factor (dB)	Detector Type
* 1	4884.000	49.63	74.00	-24.37	51.93	-2.30	PK
2	7326.000	47.40	74.00	-26.60	46.13	1.27	PK
3	9768.000	45.59	74.00	-28.41	41.80	3.79	PK

Note:

1. All Readings below 1GHz are Quasi-Peak, above 1GHz are performed with peak and/or average measurements as necessary.
2. Measurement Level = Reading Level + Correct Factor.
3. Correct Factor = Antenna factor + Cable loss –Amplifier gain.
4. The average measurement was not performed when the peak measured data under the limit of average detection.
5. The emission levels of other frequencies are very lower than the limit and not show in test report.

Product	:	Portable Computer
Test Item	:	Harmonic Radiated Emission Data
Test Mode	:	Mode 12 SISO B: Transmit (802.11n-40BW_15Mbps) (2442MHz)
Test Date	:	2021/01/19

Vertical

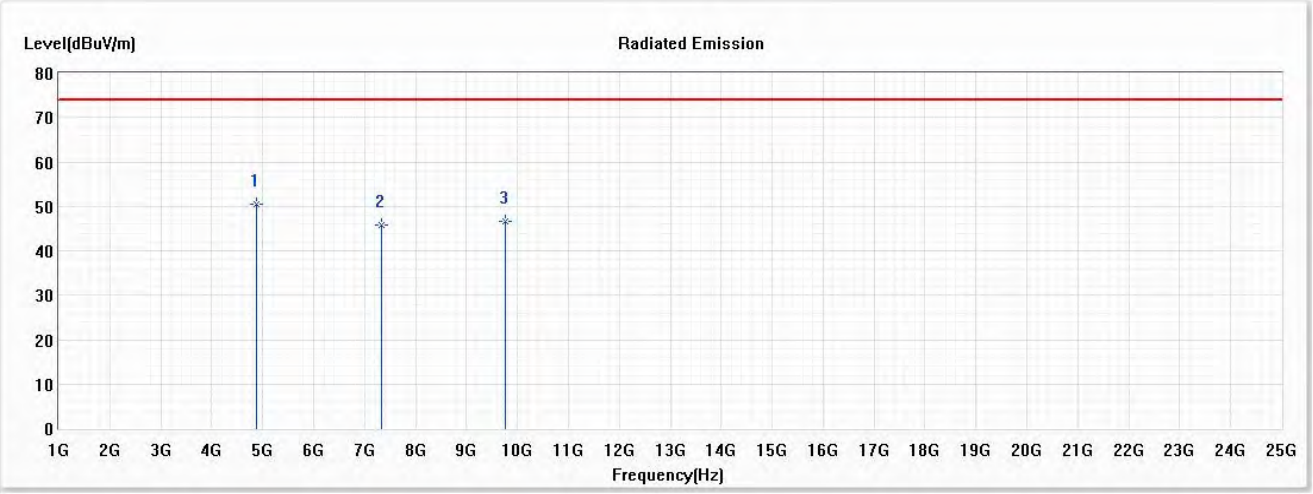

No	Frequency (MHz)	Emission Level (dBμV/m)	Limit (dBμV/m)	Margin (dB)	Reading Level (dBμV)	Correct Factor (dB)	Detector Type
* 1	4884.000	50.44	74.00	-23.56	52.74	-2.30	PK
2	7326.000	45.91	74.00	-28.09	44.64	1.27	PK
3	9768.000	46.57	74.00	-27.43	42.78	3.79	PK

Note:

1. All Readings below 1GHz are Quasi-Peak, above 1GHz are performed with peak and/or average measurements as necessary.
2. Measurement Level = Reading Level + Correct Factor.
3. Correct Factor = Antenna factor + Cable loss –Amplifier gain.
4. The average measurement was not performed when the peak measured data under the limit of average detection.
5. The emission levels of other frequencies are very lower than the limit and not show in test report.

Product	:	Portable Computer
Test Item	:	Harmonic Radiated Emission Data
Test Mode	:	Mode 12 SISO B: Transmit (802.11n-40BW_15Mbps) (2462MHz)
Test Date	:	2021/01/19

Horizontal

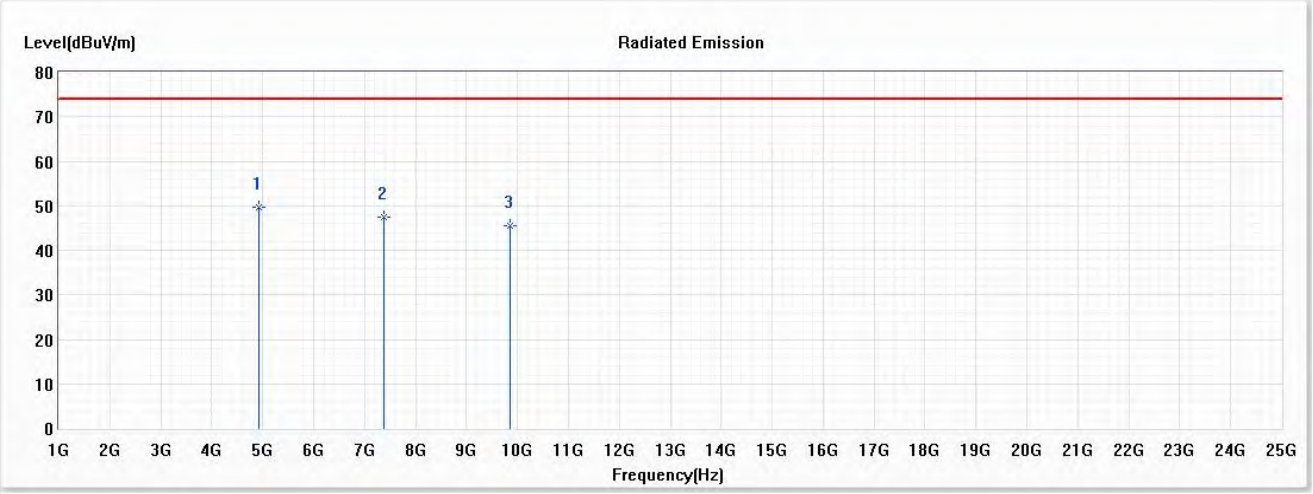

No	Frequency (MHz)	Emission Level (dBμV/m)	Limit (dBμV/m)	Margin (dB)	Reading Level (dBμV)	Correct Factor (dB)	Detector Type
* 1	4924.000	49.53	74.00	-24.47	51.80	-2.27	PK
2	7386.000	47.47	74.00	-26.53	46.13	1.34	PK
3	9848.000	45.65	74.00	-28.35	41.83	3.82	PK

Note:

1. All Readings below 1GHz are Quasi-Peak, above 1GHz are performed with peak and/or average measurements as necessary.
2. Measurement Level = Reading Level + Correct Factor.
3. Correct Factor = Antenna factor + Cable loss –Amplifier gain.
4. The average measurement was not performed when the peak measured data under the limit of average detection.
5. The emission levels of other frequencies are very lower than the limit and not show in test report.

Product : Portable Computer
Test Item : Harmonic Radiated Emission Data
Test Mode : Mode 12 SISO B: Transmit (802.11n-40BW_15Mbps) (2462MHz)
Test Date : 2021/01/19

Vertical

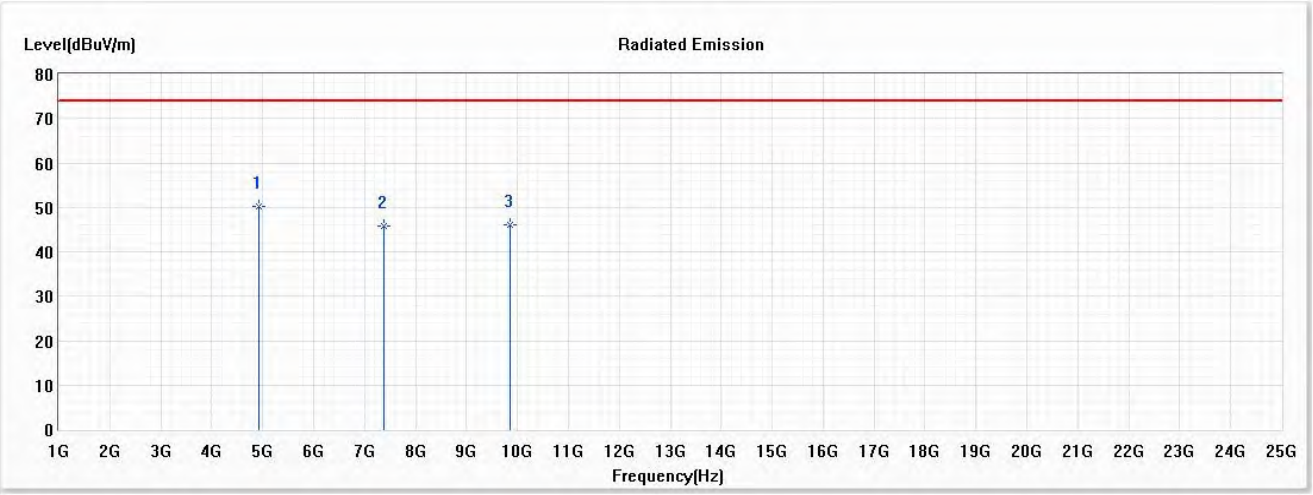

No	Frequency (MHz)	Emission Level (dBμV/m)	Limit (dBμV/m)	Margin (dB)	Reading Level (dBμV)	Correct Factor (dB)	Detector Type
* 1	4924.000	50.34	74.00	-23.66	52.61	-2.27	PK
2	7386.000	45.84	74.00	-28.16	44.50	1.34	PK
3	9848.000	46.19	74.00	-27.81	42.37	3.82	PK

Note:

1. All Readings below 1GHz are Quasi-Peak, above 1GHz are performed with peak and/or average measurements as necessary.
2. Measurement Level = Reading Level + Correct Factor.
3. Correct Factor = Antenna factor + Cable loss –Amplifier gain.
4. The average measurement was not performed when the peak measured data under the limit of average detection.
5. The emission levels of other frequencies are very lower than the limit and not show in test report.

Product : Portable Computer
Test Item : Harmonic Radiated Emission Data
Test Mode : Mode 17 MIMO: Transmit (802.11n-20BW_14.4Mbps) (2412MHz)
Test Date : 2021/01/19

Horizontal

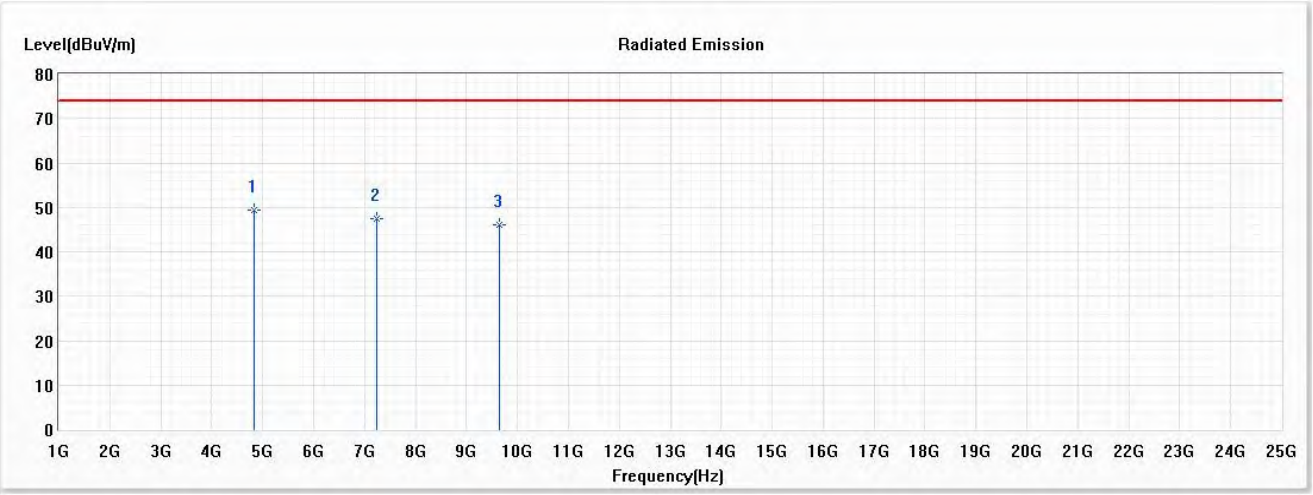

No	Frequency (MHz)	Emission Level (dBμV/m)	Limit (dBμV/m)	Margin (dB)	Reading Level (dBμV)	Correct Factor (dB)	Detector Type
* 1	4824.000	49.36	74.00	-24.64	51.62	-2.26	PK
2	7236.000	47.41	74.00	-26.59	46.15	1.26	PK
3	9648.000	46.08	74.00	-27.92	42.45	3.63	PK

Note:

1. All Readings below 1GHz are Quasi-Peak, above 1GHz are performed with peak and/or average measurements as necessary.
2. Measurement Level = Reading Level + Correct Factor.
3. Correct Factor = Antenna factor + Cable loss –Amplifier gain.
4. The average measurement was not performed when the peak measured data under the limit of average detection.
5. The emission levels of other frequencies are very lower than the limit and not show in test report.

Product : Portable Computer
Test Item : Harmonic Radiated Emission Data
Test Mode : Mode 17 MIMO: Transmit (802.11n-20BW_14.4Mbps) (2412MHz)
Test Date : 2021/01/19

Vertical

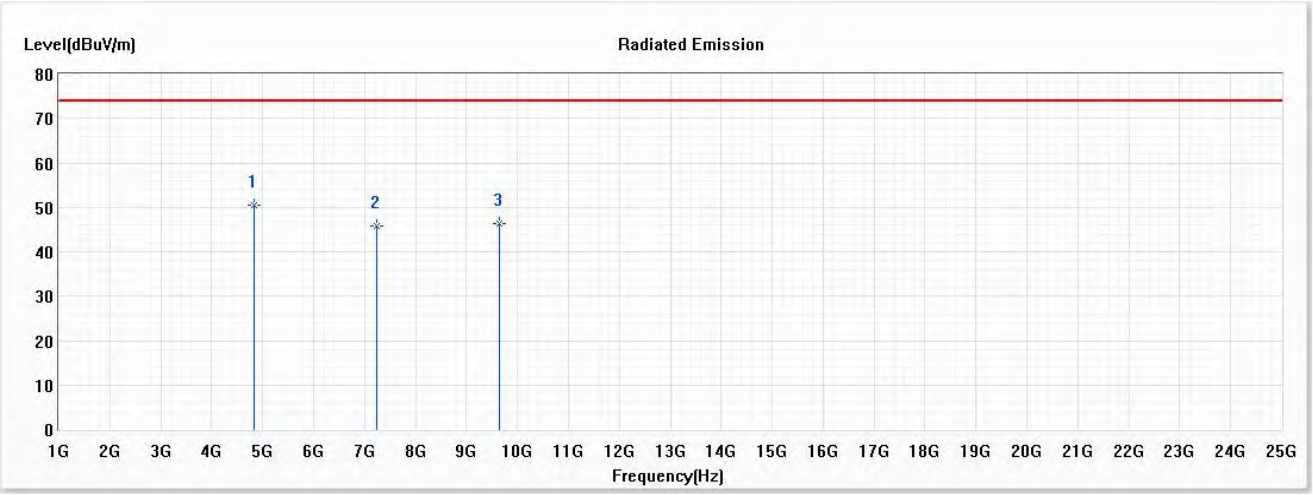

No	Frequency (MHz)	Emission Level (dBμV/m)	Limit (dBμV/m)	Margin (dB)	Reading Level (dBμV)	Correct Factor (dB)	Detector Type
* 1	4824.000	50.56	74.00	-23.44	52.82	-2.26	PK
2	7236.000	45.75	74.00	-28.25	44.49	1.26	PK
3	9648.000	46.29	74.00	-27.71	42.66	3.63	PK

Note:

1. All Readings below 1GHz are Quasi-Peak, above 1GHz are performed with peak and/or average measurements as necessary.
2. Measurement Level = Reading Level + Correct Factor.
3. Correct Factor = Antenna factor + Cable loss –Amplifier gain.
4. The average measurement was not performed when the peak measured data under the limit of average detection.
5. The emission levels of other frequencies are very lower than the limit and not show in test report.

Product	:	Portable Computer
Test Item	:	Harmonic Radiated Emission Data
Test Mode	:	Mode 17 MIMO: Transmit (802.11n-20BW_14.4Mbps) (2442MHz)
Test Date	:	2021/01/19

Horizontal

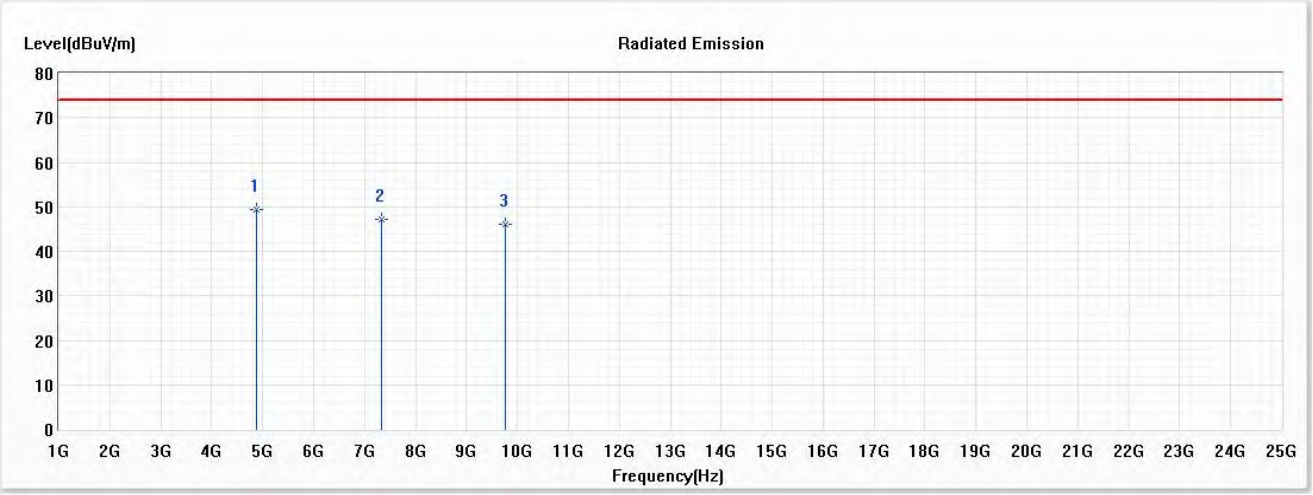

No	Frequency (MHz)	Emission Level (dBμV/m)	Limit (dBμV/m)	Margin (dB)	Reading Level (dBμV)	Correct Factor (dB)	Detector Type
* 1	4884.000	49.49	74.00	-24.51	51.79	-2.30	PK
2	7326.000	47.23	74.00	-26.77	45.96	1.27	PK
3	9768.000	46.12	74.00	-27.88	42.33	3.79	PK

Note:

1. All Readings below 1GHz are Quasi-Peak, above 1GHz are performed with peak and/or average measurements as necessary.
2. Measurement Level = Reading Level + Correct Factor.
3. Correct Factor = Antenna factor + Cable loss –Amplifier gain.
4. The average measurement was not performed when the peak measured data under the limit of average detection.
5. The emission levels of other frequencies are very lower than the limit and not show in test report.

Product	:	Portable Computer
Test Item	:	Harmonic Radiated Emission Data
Test Mode	:	Mode 17 MIMO: Transmit (802.11n-20BW_14.4Mbps) (2442MHz)
Test Date	:	2021/01/19

Vertical

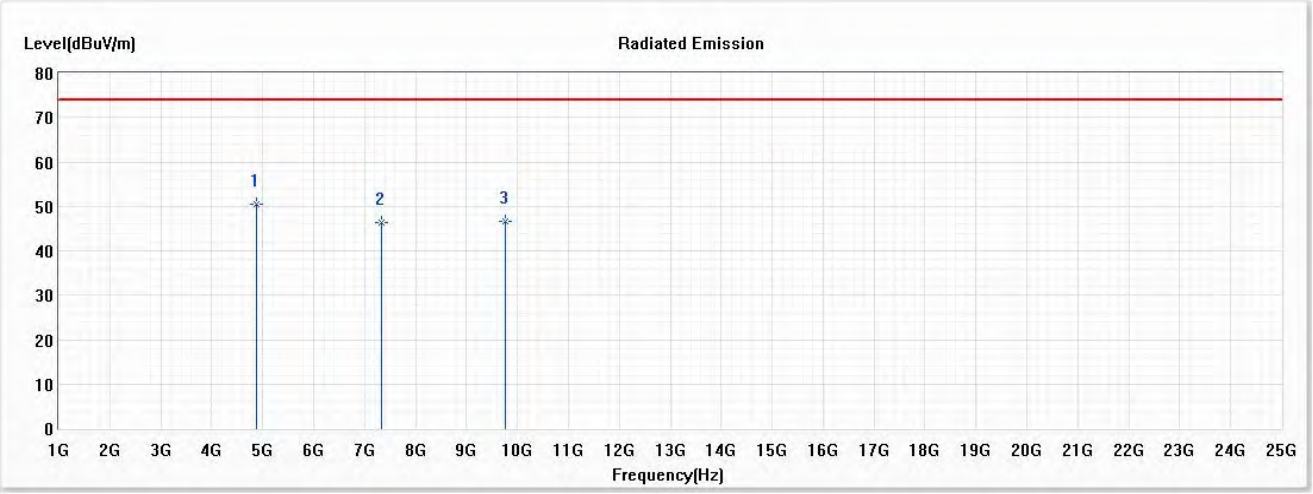

No	Frequency (MHz)	Emission Level (dBμV/m)	Limit (dBμV/m)	Margin (dB)	Reading Level (dBμV)	Correct Factor (dB)	Detector Type
* 1	4884.000	50.43	74.00	-23.57	52.73	-2.30	PK
2	7326.000	46.35	74.00	-27.65	45.08	1.27	PK
3	9768.000	46.51	74.00	-27.49	42.72	3.79	PK

Note:

1. All Readings below 1GHz are Quasi-Peak, above 1GHz are performed with peak and/or average measurements as necessary.
2. Measurement Level = Reading Level + Correct Factor.
3. Correct Factor = Antenna factor + Cable loss –Amplifier gain.
4. The average measurement was not performed when the peak measured data under the limit of average detection.
5. The emission levels of other frequencies are very lower than the limit and not show in test report.

Product : Portable Computer
Test Item : Harmonic Radiated Emission Data
Test Mode : Mode 17 MIMO: Transmit (802.11n-20BW_14.4Mbps) (2472MHz)
Test Date : 2021/01/19

Horizontal

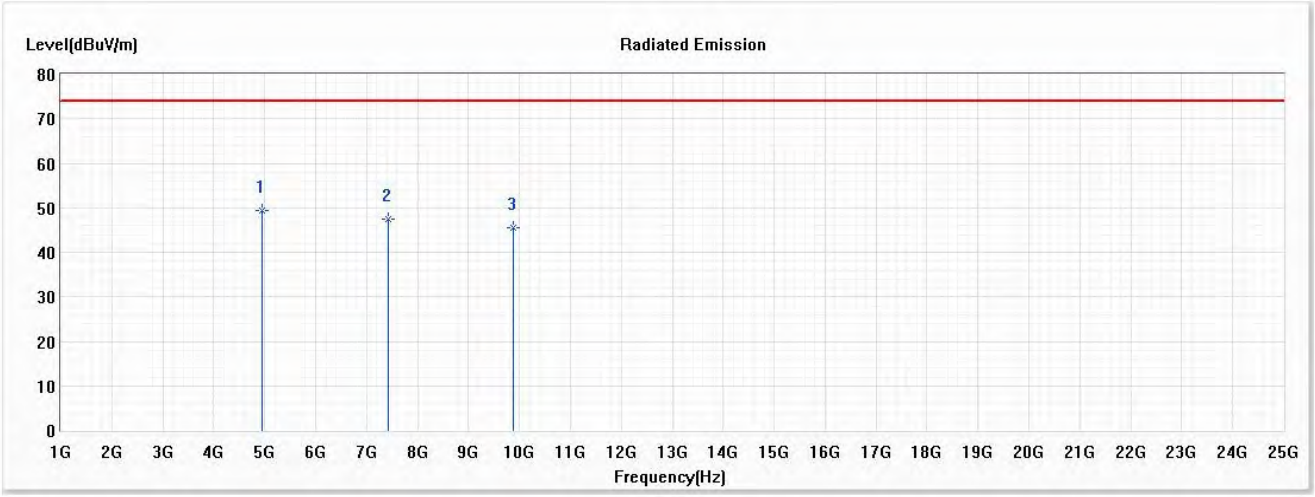

No	Frequency (MHz)	Emission Level (dBμV/m)	Limit (dBμV/m)	Margin (dB)	Reading Level (dBμV)	Correct Factor (dB)	Detector Type
* 1	4944.000	49.26	74.00	-24.74	51.33	-2.07	PK
2	7416.000	47.43	74.00	-26.57	46.11	1.32	PK
3	9888.000	45.60	74.00	-28.40	41.61	3.99	PK

Note:

1. All Readings below 1GHz are Quasi-Peak, above 1GHz are performed with peak and/or average measurements as necessary.
2. Measurement Level = Reading Level + Correct Factor.
3. Correct Factor = Antenna factor + Cable loss –Amplifier gain.
4. The average measurement was not performed when the peak measured data under the limit of average detection.
5. The emission levels of other frequencies are very lower than the limit and not show in test report.

Product : Portable Computer
Test Item : Harmonic Radiated Emission Data
Test Mode : Mode 17 MIMO: Transmit (802.11n-20BW_14.4Mbps) (2472MHz)
Test Date : 2021/01/19

Vertical

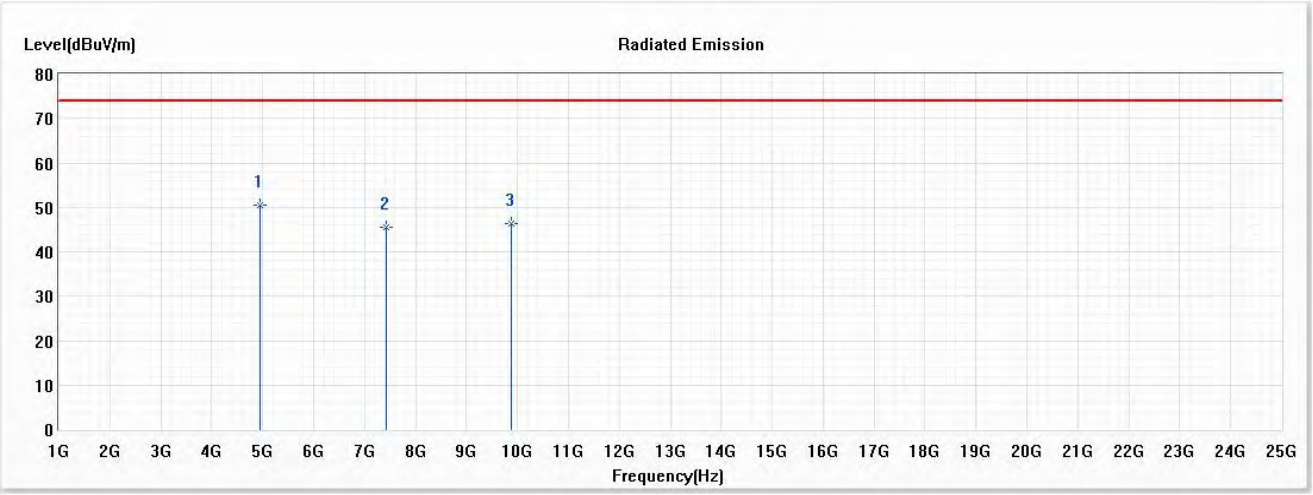

No	Frequency (MHz)	Emission Level (dBμV/m)	Limit (dBμV/m)	Margin (dB)	Reading Level (dBμV)	Correct Factor (dB)	Detector Type
* 1	4944.000	50.41	74.00	-23.59	52.48	-2.07	PK
2	7416.000	45.56	74.00	-28.44	44.24	1.32	PK
3	9888.000	46.22	74.00	-27.78	42.23	3.99	PK

Note:

1. All Readings below 1GHz are Quasi-Peak, above 1GHz are performed with peak and/or average measurements as necessary.
2. Measurement Level = Reading Level + Correct Factor.
3. Correct Factor = Antenna factor + Cable loss –Amplifier gain.
4. The average measurement was not performed when the peak measured data under the limit of average detection.
5. The emission levels of other frequencies are very lower than the limit and not show in test report.

Product : Portable Computer
Test Item : Harmonic Radiated Emission Data
Test Mode : Mode 18 MIMO: Transmit (802.11n-40BW_30Mbps) (2422MHz)
Test Date : 2021/01/19

Horizontal

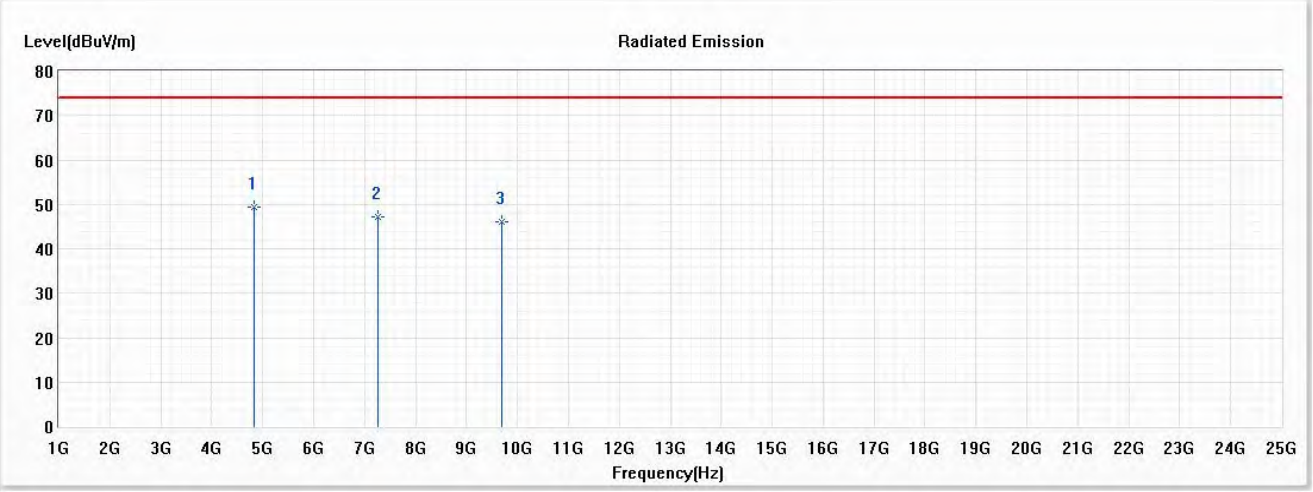

No	Frequency (MHz)	Emission Level (dBμV/m)	Limit (dBμV/m)	Margin (dB)	Reading Level (dBμV)	Correct Factor (dB)	Detector Type
* 1	4844.000	49.43	74.00	-24.57	51.74	-2.31	PK
2	7266.000	47.30	74.00	-26.70	45.96	1.34	PK
3	9688.000	46.11	74.00	-27.89	42.45	3.66	PK

Note:

1. All Readings below 1GHz are Quasi-Peak, above 1GHz are performed with peak and/or average measurements as necessary.
2. Measurement Level = Reading Level + Correct Factor.
3. Correct Factor = Antenna factor + Cable loss –Amplifier gain.
4. The average measurement was not performed when the peak measured data under the limit of average detection.
5. The emission levels of other frequencies are very lower than the limit and not show in test report.

Product : Portable Computer
Test Item : Harmonic Radiated Emission Data
Test Mode : Mode 18 MIMO: Transmit (802.11n-40BW_30Mbps) (2422MHz)
Test Date : 2021/01/19

Vertical

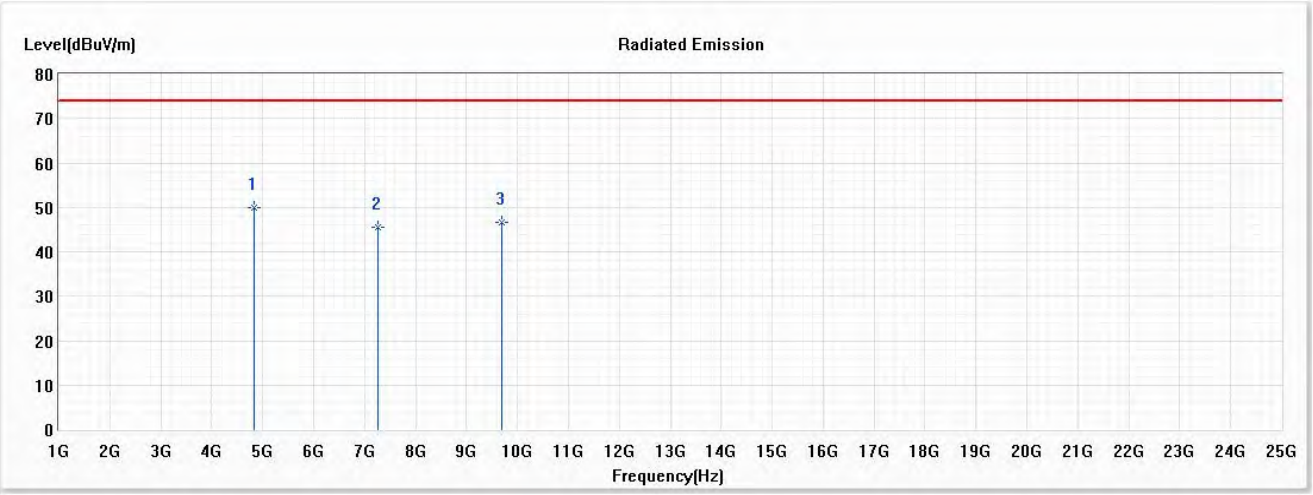

No	Frequency (MHz)	Emission Level (dBμV/m)	Limit (dBμV/m)	Margin (dB)	Reading Level (dBμV)	Correct Factor (dB)	Detector Type
* 1	4844.000	50.01	74.00	-23.99	52.32	-2.31	PK
2	7266.000	45.63	74.00	-28.37	44.29	1.34	PK
3	9688.000	46.52	74.00	-27.48	42.86	3.66	PK

Note:

1. All Readings below 1GHz are Quasi-Peak, above 1GHz are performed with peak and/or average measurements as necessary.
2. Measurement Level = Reading Level + Correct Factor.
3. Correct Factor = Antenna factor + Cable loss –Amplifier gain.
4. The average measurement was not performed when the peak measured data under the limit of average detection.
5. The emission levels of other frequencies are very lower than the limit and not show in test report.

Product	:	Portable Computer
Test Item	:	Harmonic Radiated Emission Data
Test Mode	:	Mode 18 MIMO: Transmit (802.11n-40BW_30Mbps) (2442MHz)
Test Date	:	2021/01/19

Horizontal

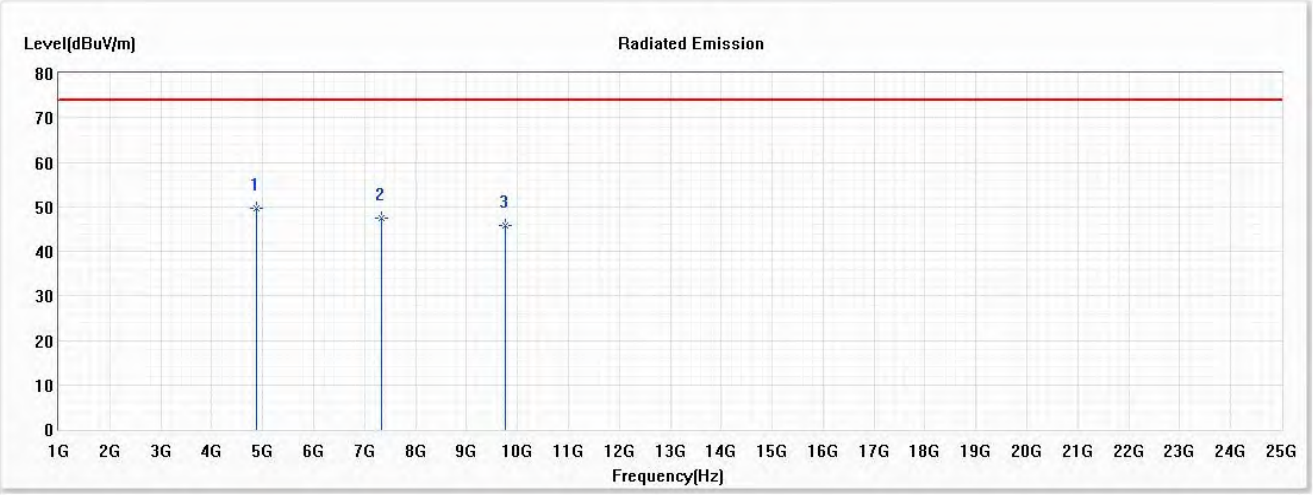

No	Frequency (MHz)	Emission Level (dBμV/m)	Limit (dBμV/m)	Margin (dB)	Reading Level (dBμV)	Correct Factor (dB)	Detector Type
* 1	4884.000	49.58	74.00	-24.42	51.88	-2.30	PK
2	7326.000	47.45	74.00	-26.55	46.18	1.27	PK
3	9768.000	45.79	74.00	-28.21	42.00	3.79	PK

Note:

1. All Readings below 1GHz are Quasi-Peak, above 1GHz are performed with peak and/or average measurements as necessary.
2. Measurement Level = Reading Level + Correct Factor.
3. Correct Factor = Antenna factor + Cable loss –Amplifier gain.
4. The average measurement was not performed when the peak measured data under the limit of average detection.
5. The emission levels of other frequencies are very lower than the limit and not show in test report.

Product	:	Portable Computer
Test Item	:	Harmonic Radiated Emission Data
Test Mode	:	Mode 18 MIMO: Transmit (802.11n-40BW_30Mbps) (2442MHz)
Test Date	:	2021/01/19

Vertical

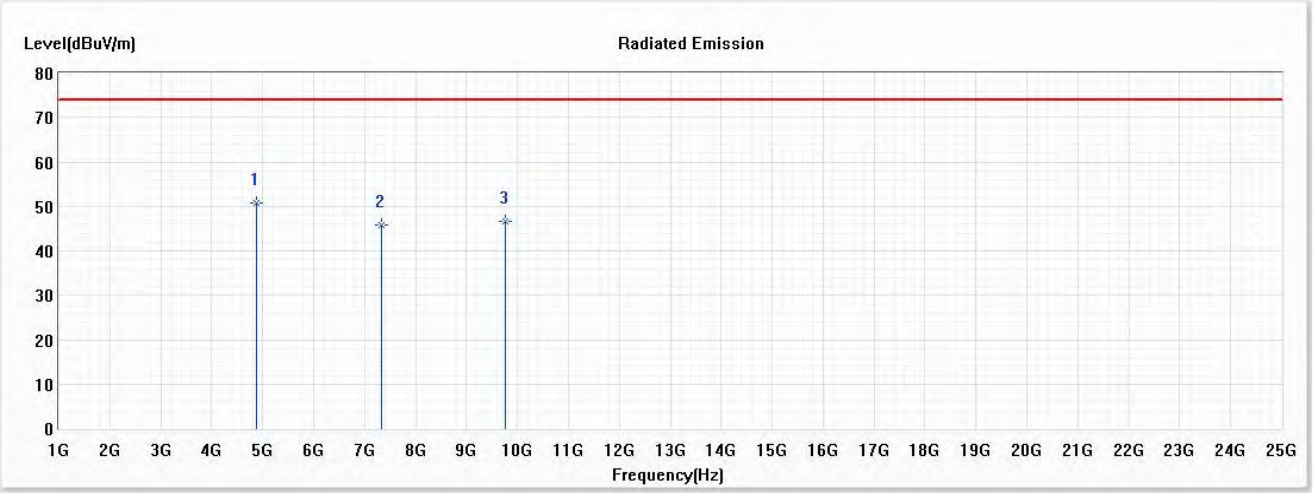

No	Frequency (MHz)	Emission Level (dBμV/m)	Limit (dBμV/m)	Margin (dB)	Reading Level (dBμV)	Correct Factor (dB)	Detector Type
* 1	4884.000	50.67	74.00	-23.33	52.97	-2.30	PK
2	7326.000	45.91	74.00	-28.09	44.64	1.27	PK
3	9768.000	46.64	74.00	-27.36	42.85	3.79	PK

Note:

1. All Readings below 1GHz are Quasi-Peak, above 1GHz are performed with peak and/or average measurements as necessary.
2. Measurement Level = Reading Level + Correct Factor.
3. Correct Factor = Antenna factor + Cable loss –Amplifier gain.
4. The average measurement was not performed when the peak measured data under the limit of average detection.
5. The emission levels of other frequencies are very lower than the limit and not show in test report.

Product	:	Portable Computer
Test Item	:	Harmonic Radiated Emission Data
Test Mode	:	Mode 18 MIMO: Transmit (802.11n-40BW_30Mbps) (2462MHz)
Test Date	:	2021/01/19

Horizontal

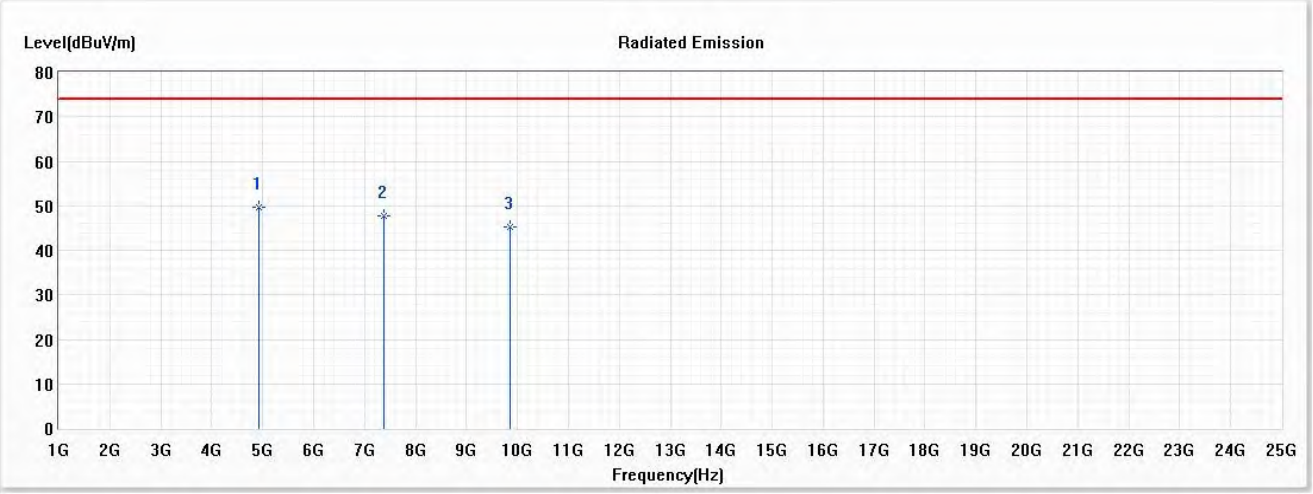

No	Frequency (MHz)	Emission Level (dBμV/m)	Limit (dBμV/m)	Margin (dB)	Reading Level (dBμV)	Correct Factor (dB)	Detector Type
* 1	4924.000	49.62	74.00	-24.38	51.89	-2.27	PK
2	7386.000	47.62	74.00	-26.38	46.28	1.34	PK
3	9848.000	45.35	74.00	-28.65	41.53	3.82	PK

Note:

1. All Readings below 1GHz are Quasi-Peak, above 1GHz are performed with peak and/or average measurements as necessary.
2. Measurement Level = Reading Level + Correct Factor.
3. Correct Factor = Antenna factor + Cable loss –Amplifier gain.
4. The average measurement was not performed when the peak measured data under the limit of average detection.
5. The emission levels of other frequencies are very lower than the limit and not show in test report.

Product	:	Portable Computer
Test Item	:	Harmonic Radiated Emission Data
Test Mode	:	Mode 18 MIMO: Transmit (802.11n-40BW_30Mbps) (2462MHz)
Test Date	:	2021/01/19

Vertical

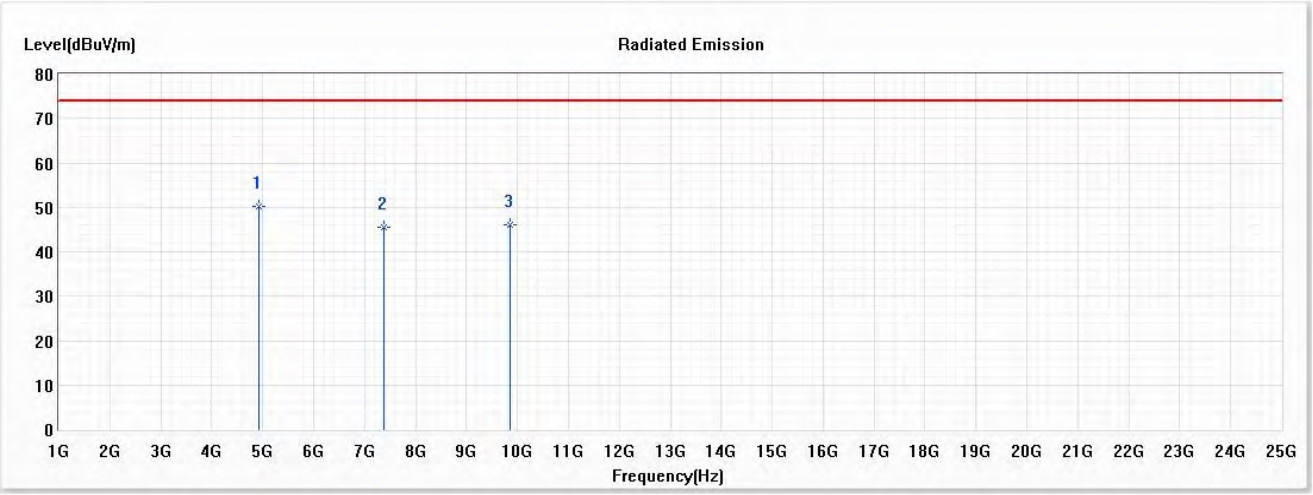

No	Frequency (MHz)	Emission Level (dBμV/m)	Limit (dBμV/m)	Margin (dB)	Reading Level (dBμV)	Correct Factor (dB)	Detector Type
* 1	4924.000	50.33	74.00	-23.67	52.60	-2.27	PK
2	7386.000	45.53	74.00	-28.47	44.19	1.34	PK
3	9848.000	46.16	74.00	-27.84	42.34	3.82	PK

Note:

1. All Readings below 1GHz are Quasi-Peak, above 1GHz are performed with peak and/or average measurements as necessary.
2. Measurement Level = Reading Level + Correct Factor.
3. Correct Factor = Antenna factor + Cable loss –Amplifier gain.
4. The average measurement was not performed when the peak measured data under the limit of average detection.
5. The emission levels of other frequencies are very lower than the limit and not show in test report.

Product	:	Portable Computer
Test Item	:	Harmonic Radiated Emission Data
Test Mode	:	Mode 5 SISO A: Transmit (802.11ax-20BW_8.6Mbps) (2412MHz)
Test Date	:	2021/01/18

Horizontal

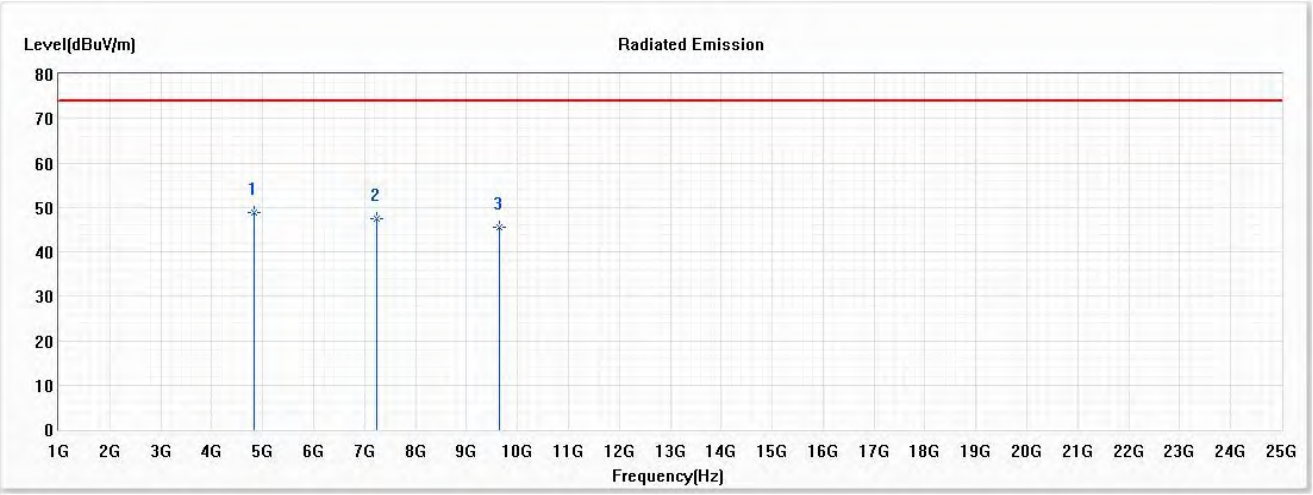

No	Frequency (MHz)	Emission Level (dBμV/m)	Limit (dBμV/m)	Margin (dB)	Reading Level (dBμV)	Correct Factor (dB)	Detector Type
* 1	4824.000	48.75	74.00	-25.25	51.01	-2.26	PK
2	7236.000	47.33	74.00	-26.67	46.07	1.26	PK
3	9648.000	45.41	74.00	-28.59	41.78	3.63	PK

Note:

1. All Readings below 1GHz are Quasi-Peak, above 1GHz are performed with peak and/or average measurements as necessary.
2. Measurement Level = Reading Level + Correct Factor.
3. Correct Factor = Antenna factor + Cable loss –Amplifier gain.
4. The average measurement was not performed when the peak measured data under the limit of average detection.
5. The emission levels of other frequencies are very lower than the limit and not show in test report.

Product	:	Portable Computer
Test Item	:	Harmonic Radiated Emission Data
Test Mode	:	Mode 5 SISO A: Transmit (802.11ax-20BW_8.6Mbps) (2412MHz)
Test Date	:	2021/01/18

Vertical

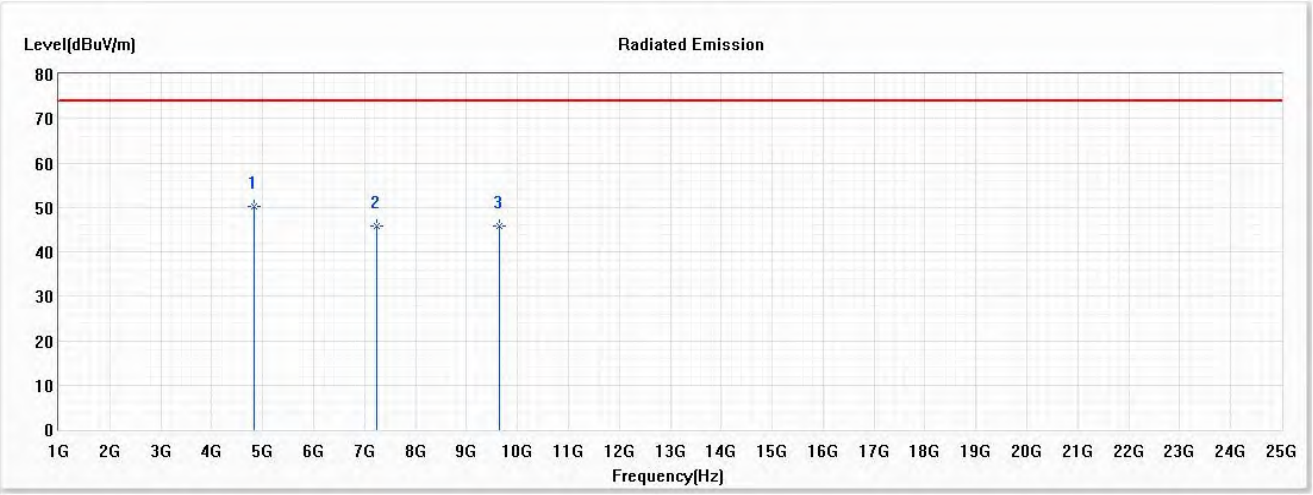

No	Frequency (MHz)	Emission Level (dBμV/m)	Limit (dBμV/m)	Margin (dB)	Reading Level (dBμV)	Correct Factor (dB)	Detector Type
* 1	4824.000	50.21	74.00	-23.79	52.47	-2.26	PK
2	7236.000	45.74	74.00	-28.26	44.48	1.26	PK
3	9648.000	45.88	74.00	-28.12	42.25	3.63	PK

Note:

1. All Readings below 1GHz are Quasi-Peak, above 1GHz are performed with peak and/or average measurements as necessary.
2. Measurement Level = Reading Level + Correct Factor.
3. Correct Factor = Antenna factor + Cable loss –Amplifier gain.
4. The average measurement was not performed when the peak measured data under the limit of average detection.
5. The emission levels of other frequencies are very lower than the limit and not show in test report.

Product	:	Portable Computer
Test Item	:	Harmonic Radiated Emission Data
Test Mode	:	Mode 5 SISO A: Transmit (802.11ax-20BW_8.6Mbps) (2442MHz)
Test Date	:	2021/01/18

Horizontal

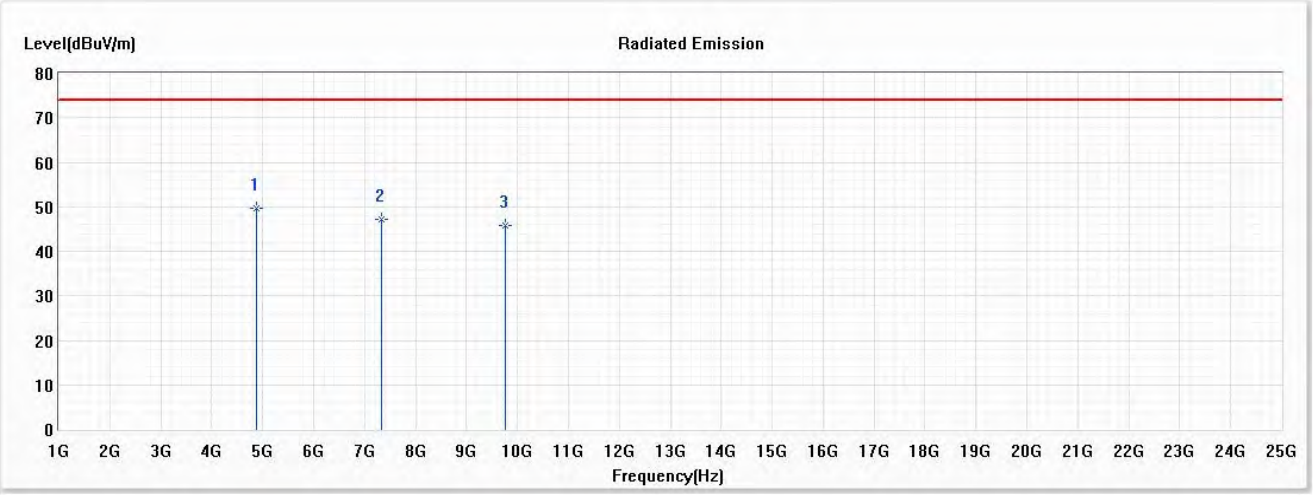

No	Frequency (MHz)	Emission Level (dBμV/m)	Limit (dBμV/m)	Margin (dB)	Reading Level (dBμV)	Correct Factor (dB)	Detector Type
* 1	4884.000	49.53	74.00	-24.47	51.83	-2.30	PK
2	7326.000	47.23	74.00	-26.77	45.96	1.27	PK
3	9768.000	45.67	74.00	-28.33	41.88	3.79	PK

Note:

1. All Readings below 1GHz are Quasi-Peak, above 1GHz are performed with peak and/or average measurements as necessary.
2. Measurement Level = Reading Level + Correct Factor.
3. Correct Factor = Antenna factor + Cable loss –Amplifier gain.
4. The average measurement was not performed when the peak measured data under the limit of average detection.
5. The emission levels of other frequencies are very lower than the limit and not show in test report.

Product	:	Portable Computer
Test Item	:	Harmonic Radiated Emission Data
Test Mode	:	Mode 5 SISO A: Transmit (802.11ax-20BW_8.6Mbps) (2442MHz)
Test Date	:	2021/01/18

Vertical

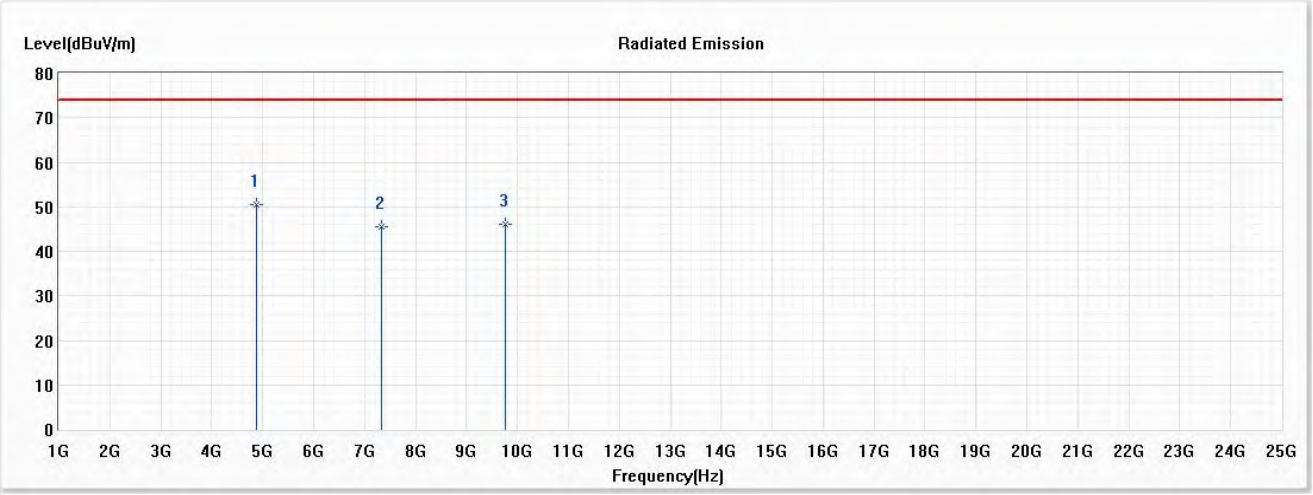

No	Frequency (MHz)	Emission Level (dBμV/m)	Limit (dBμV/m)	Margin (dB)	Reading Level (dBμV)	Correct Factor (dB)	Detector Type
* 1	4884.000	50.42	74.00	-23.58	52.72	-2.30	PK
2	7326.000	45.64	74.00	-28.36	44.37	1.27	PK
3	9768.000	46.19	74.00	-27.81	42.40	3.79	PK

Note:

1. All Readings below 1GHz are Quasi-Peak, above 1GHz are performed with peak and/or average measurements as necessary.
2. Measurement Level = Reading Level + Correct Factor.
3. Correct Factor = Antenna factor + Cable loss –Amplifier gain.
4. The average measurement was not performed when the peak measured data under the limit of average detection.
5. The emission levels of other frequencies are very lower than the limit and not show in test report.

Product	:	Portable Computer
Test Item	:	Harmonic Radiated Emission Data
Test Mode	:	Mode 5 SISO A: Transmit (802.11ax-20BW_8.6Mbps) (2472MHz)
Test Date	:	2021/01/18

Horizontal

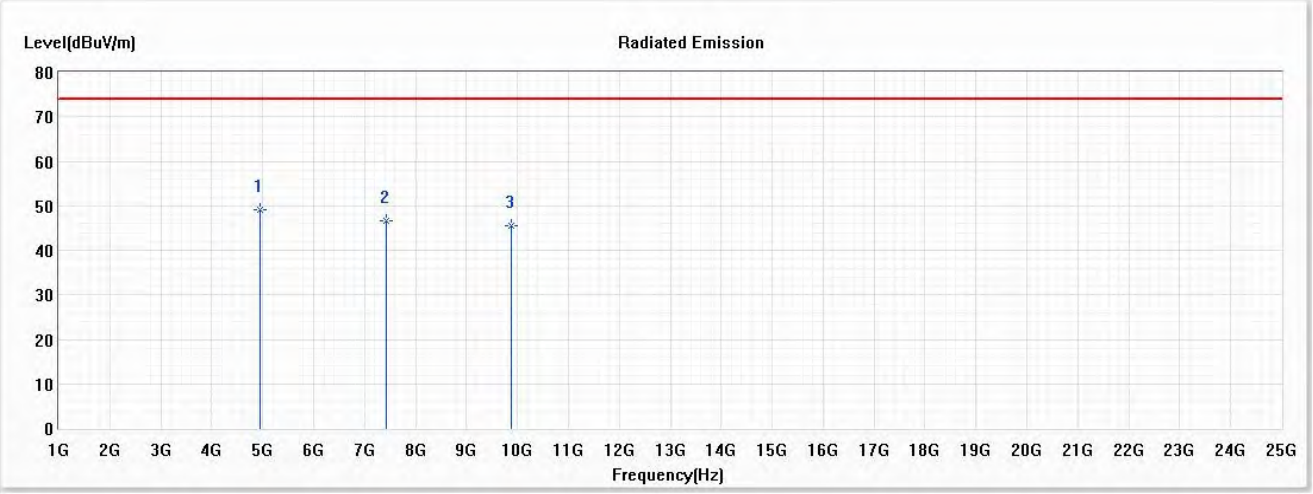

No	Frequency (MHz)	Emission Level (dBμV/m)	Limit (dBμV/m)	Margin (dB)	Reading Level (dBμV)	Correct Factor (dB)	Detector Type
* 1	4944.000	49.13	74.00	-24.87	51.20	-2.07	PK
2	7416.000	46.75	74.00	-27.25	45.43	1.32	PK
3	9888.000	45.56	74.00	-28.44	41.57	3.99	PK

Note:

1. All Readings below 1GHz are Quasi-Peak, above 1GHz are performed with peak and/or average measurements as necessary.
2. Measurement Level = Reading Level + Correct Factor.
3. Correct Factor = Antenna factor + Cable loss –Amplifier gain.
4. The average measurement was not performed when the peak measured data under the limit of average detection.
5. The emission levels of other frequencies are very lower than the limit and not show in test report.

Product	:	Portable Computer
Test Item	:	Harmonic Radiated Emission Data
Test Mode	:	Mode 5 SISO A: Transmit (802.11ax-20BW_8.6Mbps) (2472MHz)
Test Date	:	2021/01/18

Vertical

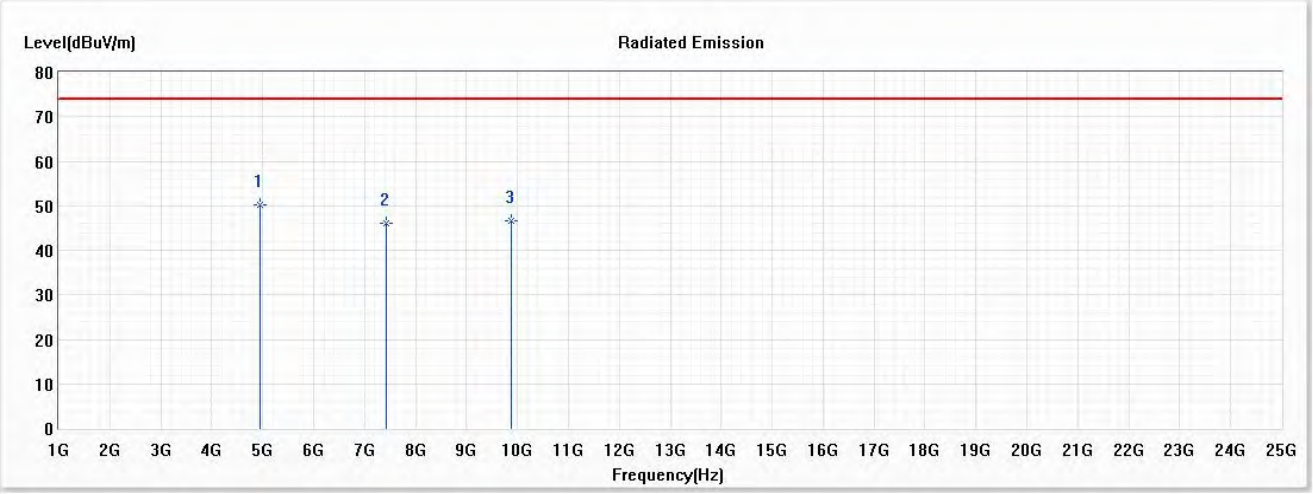

No	Frequency (MHz)	Emission Level (dBμV/m)	Limit (dBμV/m)	Margin (dB)	Reading Level (dBμV)	Correct Factor (dB)	Detector Type
* 1	4944.000	50.28	74.00	-23.72	52.35	-2.07	PK
2	7416.000	46.10	74.00	-27.90	44.78	1.32	PK
3	9888.000	46.53	74.00	-27.47	42.54	3.99	PK

Note:

1. All Readings below 1GHz are Quasi-Peak, above 1GHz are performed with peak and/or average measurements as necessary.
2. Measurement Level = Reading Level + Correct Factor.
3. Correct Factor = Antenna factor + Cable loss –Amplifier gain.
4. The average measurement was not performed when the peak measured data under the limit of average detection.
5. The emission levels of other frequencies are very lower than the limit and not show in test report.

Product	:	Portable Computer
Test Item	:	Harmonic Radiated Emission Data
Test Mode	:	Mode 6 SISO A: Transmit (802.11ax-40BW_17.2Mbps) (2422MHz)
Test Date	:	2021/01/18

Horizontal

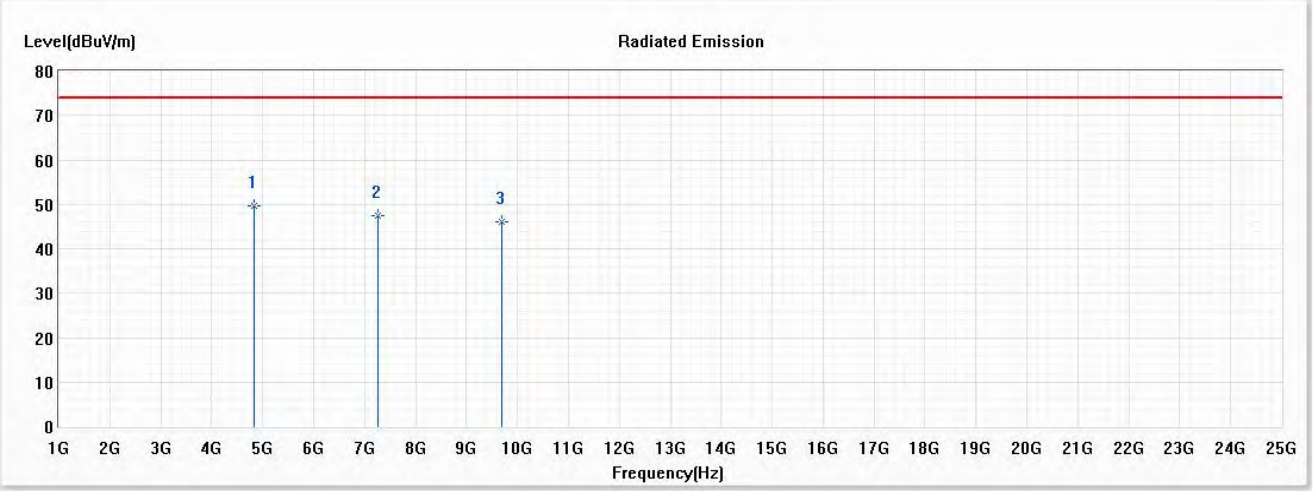

No	Frequency (MHz)	Emission Level (dBμV/m)	Limit (dBμV/m)	Margin (dB)	Reading Level (dBμV)	Correct Factor (dB)	Detector Type
* 1	4844.000	49.53	74.00	-24.47	51.84	-2.31	PK
2	7266.000	47.42	74.00	-26.58	46.08	1.34	PK
3	9688.000	46.04	74.00	-27.96	42.38	3.66	PK

Note:

1. All Readings below 1GHz are Quasi-Peak, above 1GHz are performed with peak and/or average measurements as necessary.
2. Measurement Level = Reading Level + Correct Factor.
3. Correct Factor = Antenna factor + Cable loss –Amplifier gain.
4. The average measurement was not performed when the peak measured data under the limit of average detection.
5. The emission levels of other frequencies are very lower than the limit and not show in test report.

Product	:	Portable Computer
Test Item	:	Harmonic Radiated Emission Data
Test Mode	:	Mode 6 SISO A: Transmit (802.11ax-40BW_17.2Mbps) (2422MHz)
Test Date	:	2021/01/18

Vertical

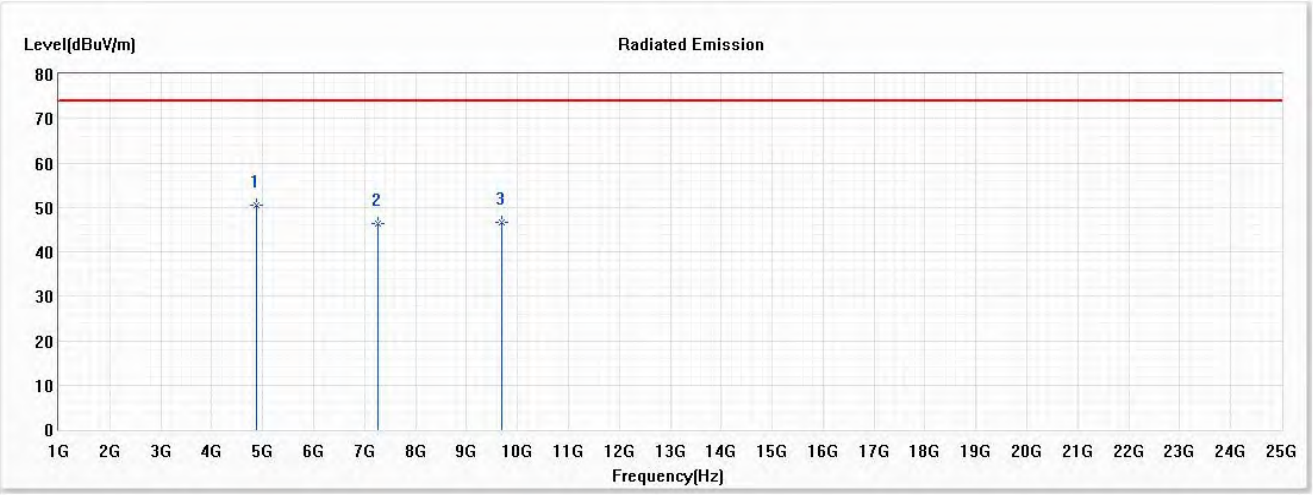

No	Frequency (MHz)	Emission Level (dBμV/m)	Limit (dBμV/m)	Margin (dB)	Reading Level (dBμV)	Correct Factor (dB)	Detector Type
* 1	4884.000	50.56	74.00	-23.44	52.86	-2.30	PK
2	7266.000	46.21	74.00	-27.79	44.87	1.34	PK
3	9688.000	46.53	74.00	-27.47	42.87	3.66	PK

Note:

1. All Readings below 1GHz are Quasi-Peak, above 1GHz are performed with peak and/or average measurements as necessary.
2. Measurement Level = Reading Level + Correct Factor.
3. Correct Factor = Antenna factor + Cable loss –Amplifier gain.
4. The average measurement was not performed when the peak measured data under the limit of average detection.
5. The emission levels of other frequencies are very lower than the limit and not show in test report.

Product	:	Portable Computer
Test Item	:	Harmonic Radiated Emission Data
Test Mode	:	Mode 6 SISO A: Transmit (802.11ax-40BW_17.2Mbps) (2442MHz)
Test Date	:	2021/01/18

Horizontal

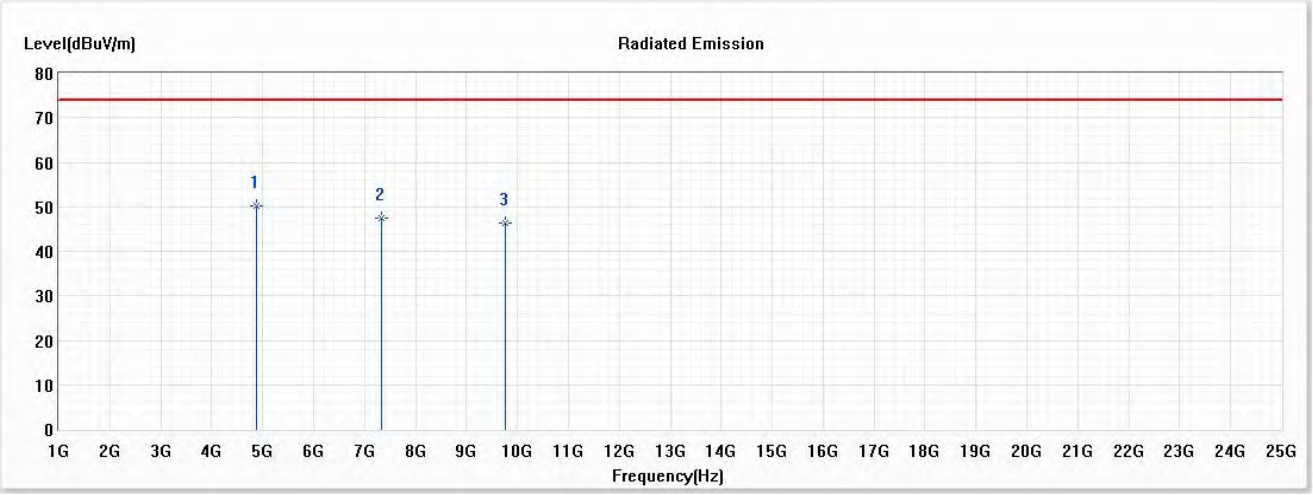

No	Frequency (MHz)	Emission Level (dBμV/m)	Limit (dBμV/m)	Margin (dB)	Reading Level (dBμV)	Correct Factor (dB)	Detector Type
* 1	4884.000	50.32	74.00	-23.68	52.62	-2.30	PK
2	7326.000	47.54	74.00	-26.46	46.27	1.27	PK
3	9768.000	46.29	74.00	-27.71	42.50	3.79	PK

Note:

1. All Readings below 1GHz are Quasi-Peak, above 1GHz are performed with peak and/or average measurements as necessary.
2. Measurement Level = Reading Level + Correct Factor.
3. Correct Factor = Antenna factor + Cable loss –Amplifier gain.
4. The average measurement was not performed when the peak measured data under the limit of average detection.
5. The emission levels of other frequencies are very lower than the limit and not show in test report.

Product	:	Portable Computer
Test Item	:	Harmonic Radiated Emission Data
Test Mode	:	Mode 6 SISO A: Transmit (802.11ax-40BW_17.2Mbps) (2442MHz)
Test Date	:	2021/01/18

Vertical

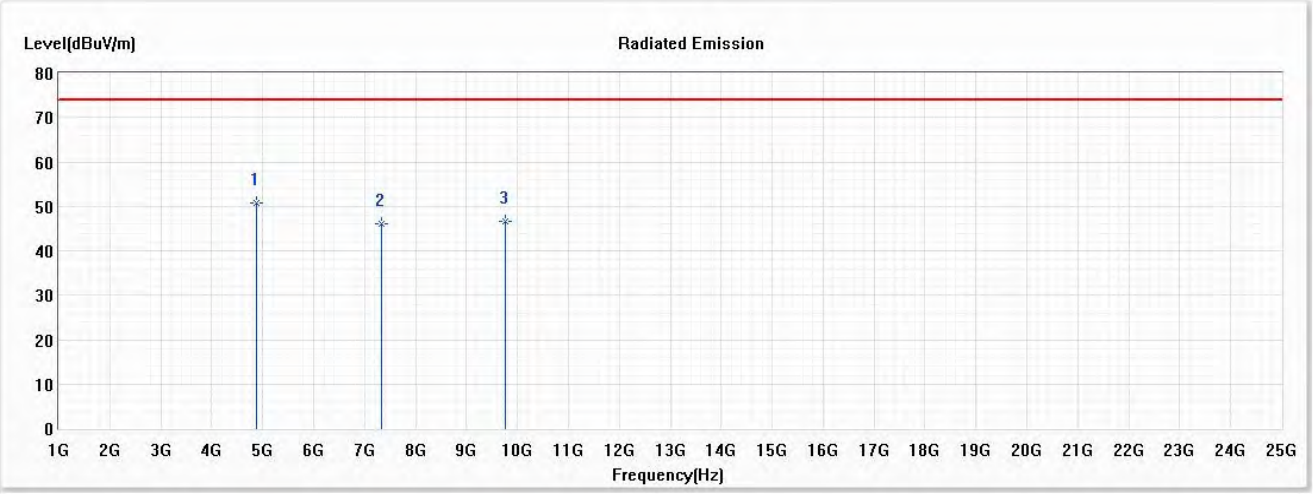

No	Frequency (MHz)	Emission Level (dBμV/m)	Limit (dBμV/m)	Margin (dB)	Reading Level (dBμV)	Correct Factor (dB)	Detector Type
* 1	4884.000	50.83	74.00	-23.17	53.13	-2.30	PK
2	7326.000	46.12	74.00	-27.88	44.85	1.27	PK
3	9768.000	46.71	74.00	-27.29	42.92	3.79	PK

Note:

1. All Readings below 1GHz are Quasi-Peak, above 1GHz are performed with peak and/or average measurements as necessary.
2. Measurement Level = Reading Level + Correct Factor.
3. Correct Factor = Antenna factor + Cable loss –Amplifier gain.
4. The average measurement was not performed when the peak measured data under the limit of average detection.
5. The emission levels of other frequencies are very lower than the limit and not show in test report.

Product	:	Portable Computer
Test Item	:	Harmonic Radiated Emission Data
Test Mode	:	Mode 6 SISO A: Transmit (802.11ax-40BW_17.2Mbps) (2462MHz)
Test Date	:	2021/01/18

Horizontal

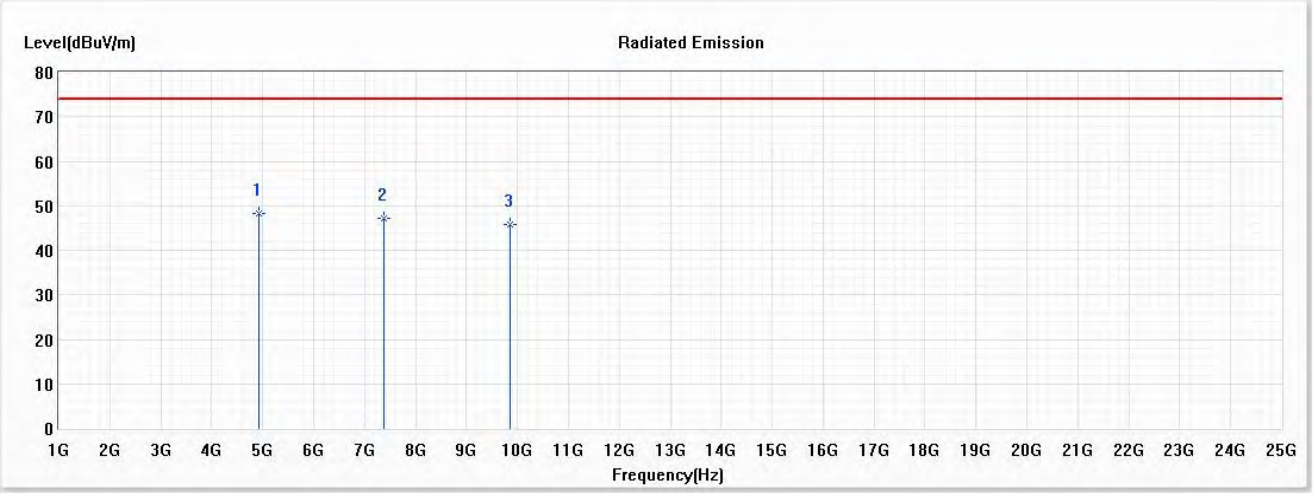

No	Frequency (MHz)	Emission Level (dBμV/m)	Limit (dBμV/m)	Margin (dB)	Reading Level (dBμV)	Correct Factor (dB)	Detector Type
* 1	4924.000	48.33	74.00	-25.67	50.60	-2.27	PK
2	7386.000	47.25	74.00	-26.75	45.91	1.34	PK
3	9848.000	45.77	74.00	-28.23	41.95	3.82	PK

Note:

1. All Readings below 1GHz are Quasi-Peak, above 1GHz are performed with peak and/or average measurements as necessary.
2. Measurement Level = Reading Level + Correct Factor.
3. Correct Factor = Antenna factor + Cable loss –Amplifier gain.
4. The average measurement was not performed when the peak measured data under the limit of average detection.
5. The emission levels of other frequencies are very lower than the limit and not show in test report.

Product	:	Portable Computer
Test Item	:	Harmonic Radiated Emission Data
Test Mode	:	Mode 6 SISO A: Transmit (802.11ax-40BW_17.2Mbps) (2462MHz)
Test Date	:	2021/01/18

Vertical

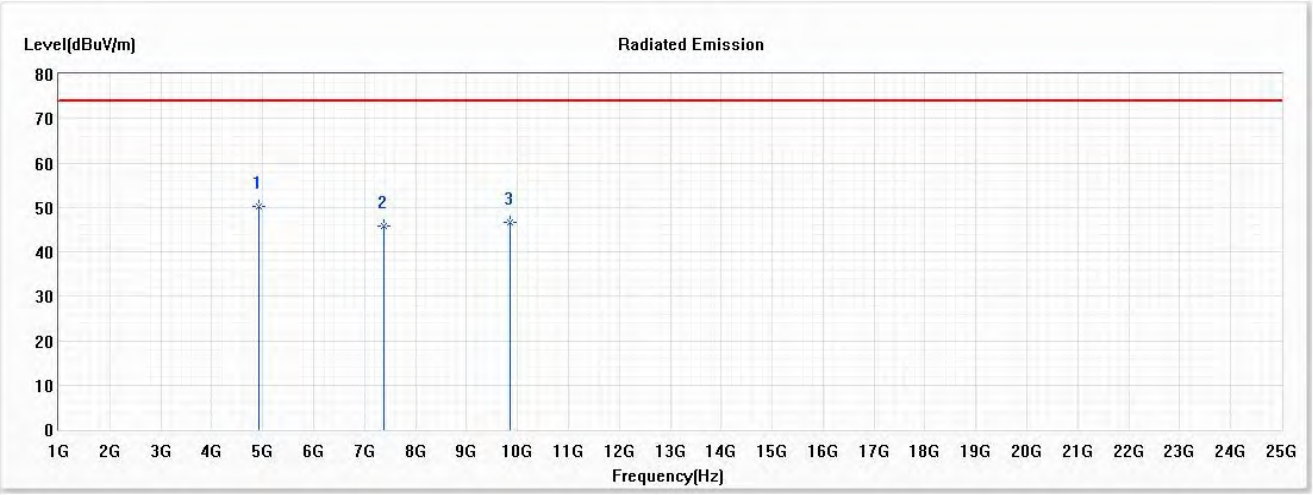

No	Frequency (MHz)	Emission Level (dBμV/m)	Limit (dBμV/m)	Margin (dB)	Reading Level (dBμV)	Correct Factor (dB)	Detector Type
* 1	4924.000	50.33	74.00	-23.67	52.60	-2.27	PK
2	7386.000	45.81	74.00	-28.19	44.47	1.34	PK
3	9848.000	46.52	74.00	-27.48	42.70	3.82	PK

Note:

1. All Readings below 1GHz are Quasi-Peak, above 1GHz are performed with peak and/or average measurements as necessary.
2. Measurement Level = Reading Level + Correct Factor.
3. Correct Factor = Antenna factor + Cable loss –Amplifier gain.
4. The average measurement was not performed when the peak measured data under the limit of average detection.
5. The emission levels of other frequencies are very lower than the limit and not show in test report.

Product : Portable Computer
Test Item : Harmonic Radiated Emission Data
Test Mode : Mode 13 SISO B: Transmit (802.11ax-20BW_8.6Mbps) (2412MHz)
Test Date : 2021/01/19

Horizontal

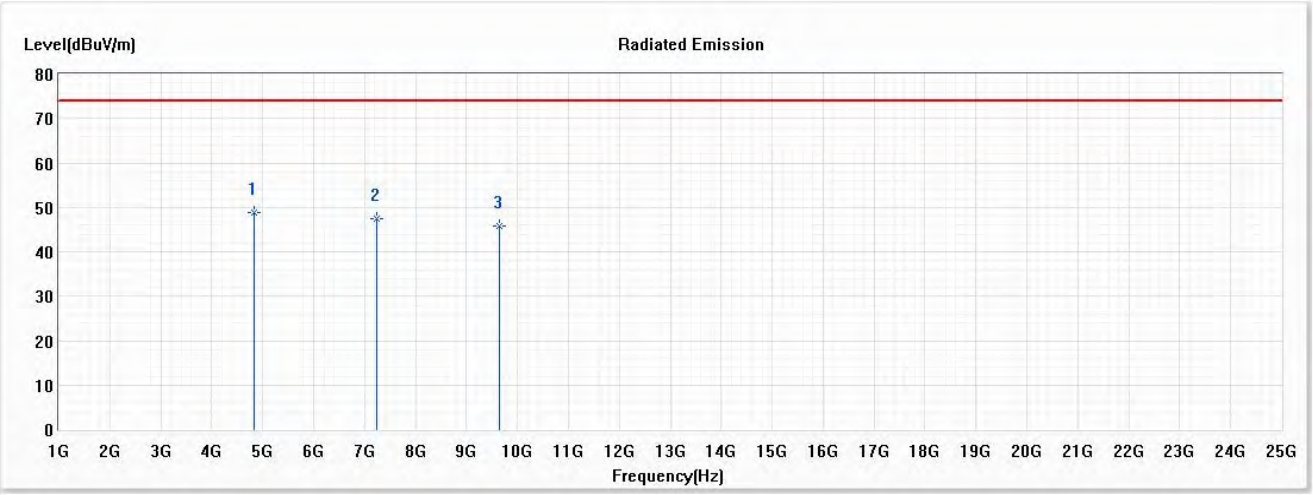

No	Frequency (MHz)	Emission Level (dBμV/m)	Limit (dBμV/m)	Margin (dB)	Reading Level (dBμV)	Correct Factor (dB)	Detector Type
* 1	4824.000	48.85	74.00	-25.15	51.11	-2.26	PK
2	7236.000	47.56	74.00	-26.44	46.30	1.26	PK
3	9648.000	45.72	74.00	-28.28	42.09	3.63	PK

Note:

1. All Readings below 1GHz are Quasi-Peak, above 1GHz are performed with peak and/or average measurements as necessary.
2. Measurement Level = Reading Level + Correct Factor.
3. Correct Factor = Antenna factor + Cable loss –Amplifier gain.
4. The average measurement was not performed when the peak measured data under the limit of average detection.
5. The emission levels of other frequencies are very lower than the limit and not show in test report.

Product	:	Portable Computer
Test Item	:	Harmonic Radiated Emission Data
Test Mode	:	Mode 13 SISO B: Transmit (802.11ax-20BW_8.6Mbps) (2412MHz)
Test Date	:	2021/01/19

Vertical

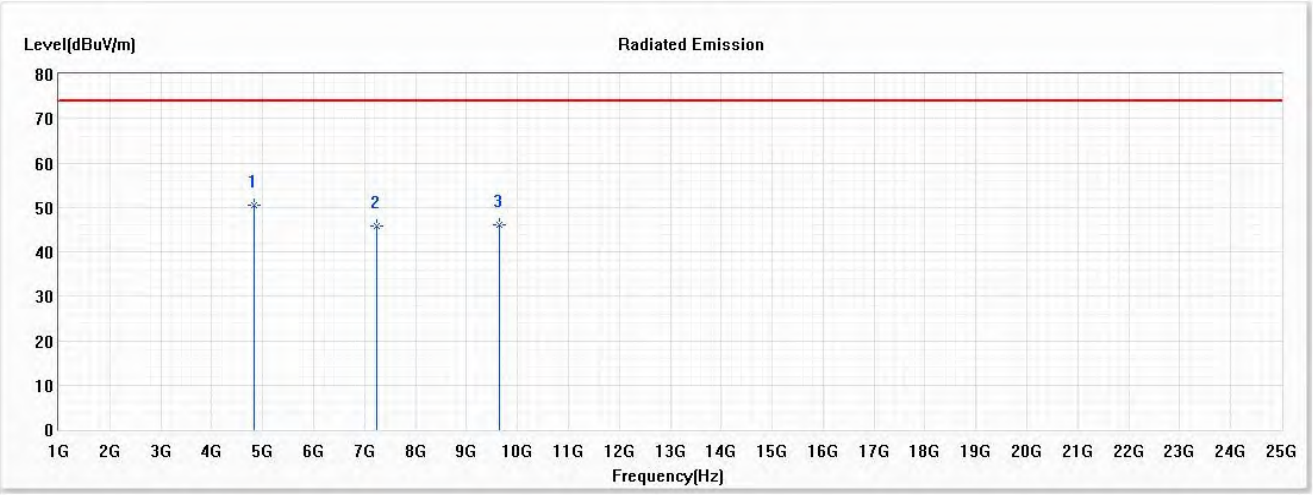

No	Frequency (MHz)	Emission Level (dBμV/m)	Limit (dBμV/m)	Margin (dB)	Reading Level (dBμV)	Correct Factor (dB)	Detector Type
* 1	4824.000	50.61	74.00	-23.39	52.87	-2.26	PK
2	7236.000	45.92	74.00	-28.08	44.66	1.26	PK
3	9648.000	46.13	74.00	-27.87	42.50	3.63	PK

Note:

1. All Readings below 1GHz are Quasi-Peak, above 1GHz are performed with peak and/or average measurements as necessary.
2. Measurement Level = Reading Level + Correct Factor.
3. Correct Factor = Antenna factor + Cable loss –Amplifier gain.
4. The average measurement was not performed when the peak measured data under the limit of average detection.
5. The emission levels of other frequencies are very lower than the limit and not show in test report.

Product	:	Portable Computer
Test Item	:	Harmonic Radiated Emission Data
Test Mode	:	Mode 13 SISO B: Transmit (802.11ax-20BW_8.6Mbps) (2442MHz)
Test Date	:	2021/01/19

Horizontal

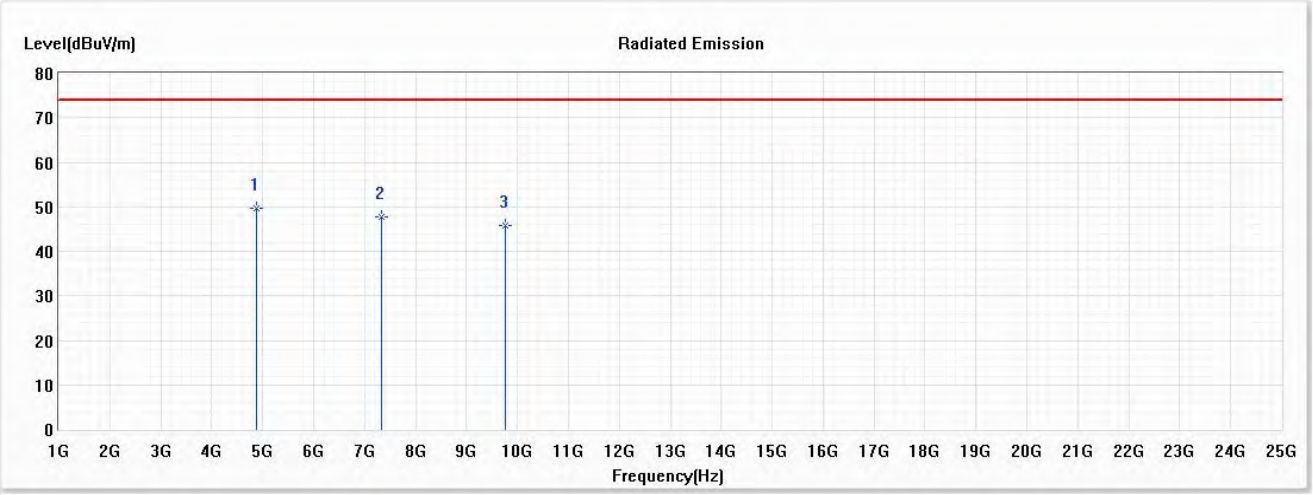

No	Frequency (MHz)	Emission Level (dBμV/m)	Limit (dBμV/m)	Margin (dB)	Reading Level (dBμV)	Correct Factor (dB)	Detector Type
* 1	4884.000	49.62	74.00	-24.38	51.92	-2.30	PK
2	7326.000	47.85	74.00	-26.15	46.58	1.27	PK
3	9768.000	45.87	74.00	-28.13	42.08	3.79	PK

Note:

1. All Readings below 1GHz are Quasi-Peak, above 1GHz are performed with peak and/or average measurements as necessary.
2. Measurement Level = Reading Level + Correct Factor.
3. Correct Factor = Antenna factor + Cable loss –Amplifier gain.
4. The average measurement was not performed when the peak measured data under the limit of average detection.
5. The emission levels of other frequencies are very lower than the limit and not show in test report.

Product	:	Portable Computer
Test Item	:	Harmonic Radiated Emission Data
Test Mode	:	Mode 13 SISO B: Transmit (802.11ax-20BW_8.6Mbps) (2442MHz)
Test Date	:	2021/01/19

Vertical

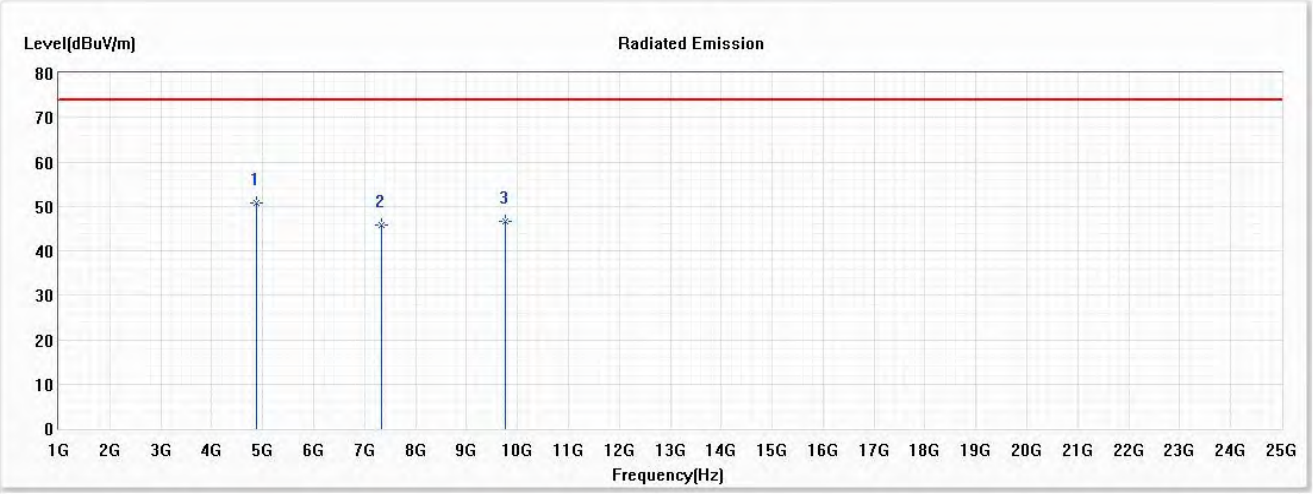

No	Frequency (MHz)	Emission Level (dBμV/m)	Limit (dBμV/m)	Margin (dB)	Reading Level (dBμV)	Correct Factor (dB)	Detector Type
* 1	4884.000	50.63	74.00	-23.37	52.93	-2.30	PK
2	7326.000	45.84	74.00	-28.16	44.57	1.27	PK
3	9768.000	46.52	74.00	-27.48	42.73	3.79	PK

Note:

1. All Readings below 1GHz are Quasi-Peak, above 1GHz are performed with peak and/or average measurements as necessary.
2. Measurement Level = Reading Level + Correct Factor.
3. Correct Factor = Antenna factor + Cable loss –Amplifier gain.
4. The average measurement was not performed when the peak measured data under the limit of average detection.
5. The emission levels of other frequencies are very lower than the limit and not show in test report.

Product : Portable Computer
Test Item : Harmonic Radiated Emission Data
Test Mode : Mode 13 SISO B: Transmit (802.11ax-20BW_8.6Mbps) (2472MHz)
Test Date : 2021/01/19

Horizontal

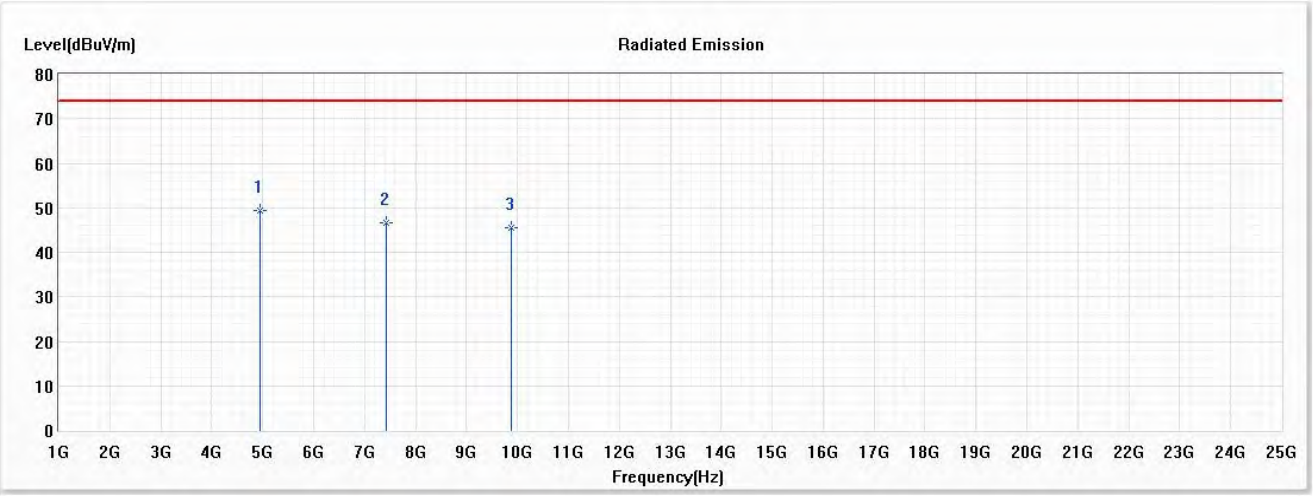

No	Frequency (MHz)	Emission Level (dBμV/m)	Limit (dBμV/m)	Margin (dB)	Reading Level (dBμV)	Correct Factor (dB)	Detector Type
* 1	4944.000	49.27	74.00	-24.73	51.34	-2.07	PK
2	7416.000	46.56	74.00	-27.44	45.24	1.32	PK
3	9888.000	45.61	74.00	-28.39	41.62	3.99	PK

Note:

1. All Readings below 1GHz are Quasi-Peak, above 1GHz are performed with peak and/or average measurements as necessary.
2. Measurement Level = Reading Level + Correct Factor.
3. Correct Factor = Antenna factor + Cable loss –Amplifier gain.
4. The average measurement was not performed when the peak measured data under the limit of average detection.
5. The emission levels of other frequencies are very lower than the limit and not show in test report.

Product : Portable Computer
Test Item : Harmonic Radiated Emission Data
Test Mode : Mode 13 SISO B: Transmit (802.11ax-20BW_8.6Mbps) (2472MHz)
Test Date : 2021/01/19

Vertical

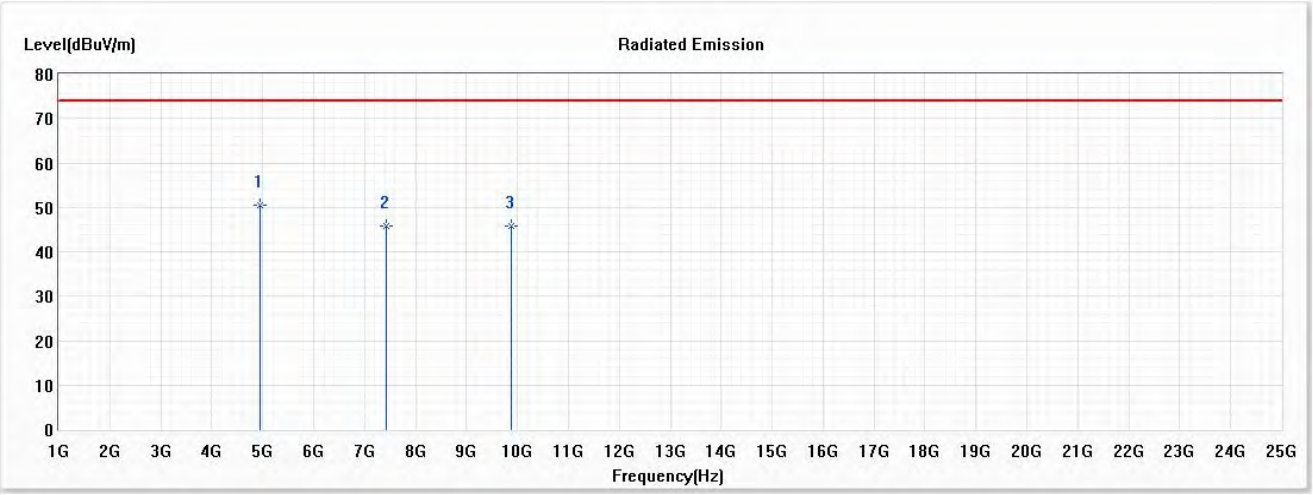

No	Frequency (MHz)	Emission Level (dBμV/m)	Limit (dBμV/m)	Margin (dB)	Reading Level (dBμV)	Correct Factor (dB)	Detector Type
* 1	4944.000	50.52	74.00	-23.48	52.59	-2.07	PK
2	7416.000	45.84	74.00	-28.16	44.52	1.32	PK
3	9888.000	45.89	74.00	-28.11	41.90	3.99	PK

Note:

1. All Readings below 1GHz are Quasi-Peak, above 1GHz are performed with peak and/or average measurements as necessary.
2. Measurement Level = Reading Level + Correct Factor.
3. Correct Factor = Antenna factor + Cable loss –Amplifier gain.
4. The average measurement was not performed when the peak measured data under the limit of average detection.
5. The emission levels of other frequencies are very lower than the limit and not show in test report.

Product : Portable Computer
Test Item : Harmonic Radiated Emission Data
Test Mode : Mode 14 SISO B: Transmit (802.11ax-40BW_17.2Mbps) (2422MHz)
Test Date : 2021/01/19

Horizontal

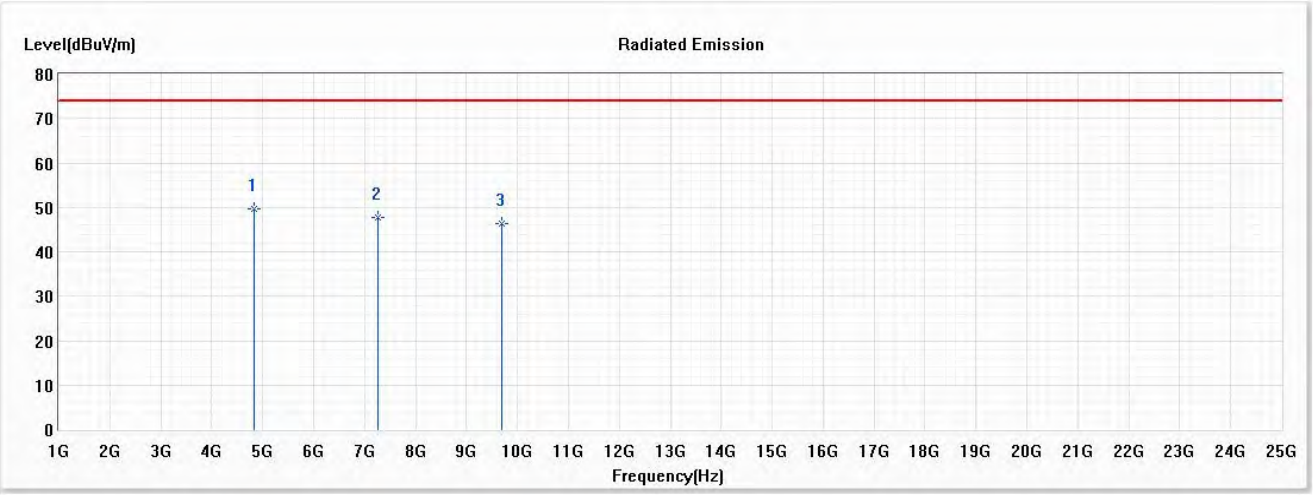

No	Frequency (MHz)	Emission Level (dBμV/m)	Limit (dBμV/m)	Margin (dB)	Reading Level (dBμV)	Correct Factor (dB)	Detector Type
* 1	4844.000	49.73	74.00	-24.27	52.04	-2.31	PK
2	7266.000	47.64	74.00	-26.36	46.30	1.34	PK
3	9688.000	46.29	74.00	-27.71	42.63	3.66	PK

Note:

1. All Readings below 1GHz are Quasi-Peak, above 1GHz are performed with peak and/or average measurements as necessary.
2. Measurement Level = Reading Level + Correct Factor.
3. Correct Factor = Antenna factor + Cable loss –Amplifier gain.
4. The average measurement was not performed when the peak measured data under the limit of average detection.
5. The emission levels of other frequencies are very lower than the limit and not show in test report.

Product : Portable Computer
Test Item : Harmonic Radiated Emission Data
Test Mode : Mode 14 SISO B: Transmit (802.11ax-40BW_17.2Mbps) (2422MHz)
Test Date : 2021/01/19

Vertical

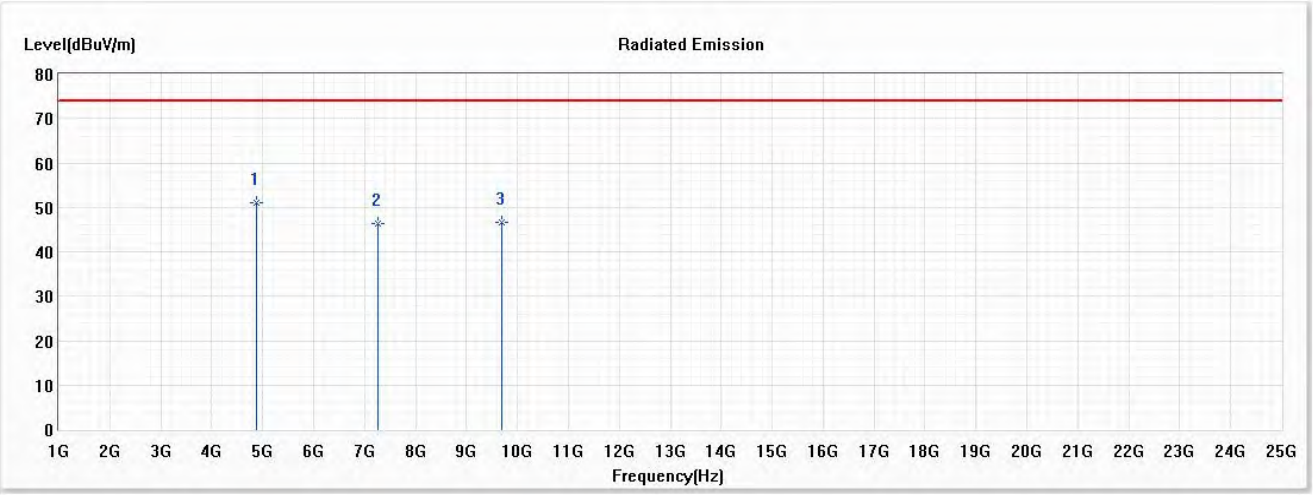

No	Frequency (MHz)	Emission Level (dBμV/m)	Limit (dBμV/m)	Margin (dB)	Reading Level (dBμV)	Correct Factor (dB)	Detector Type
* 1	4884.000	51.01	74.00	-22.99	53.31	-2.30	PK
2	7266.000	46.47	74.00	-27.53	45.13	1.34	PK
3	9688.000	46.67	74.00	-27.33	43.01	3.66	PK

Note:

1. All Readings below 1GHz are Quasi-Peak, above 1GHz are performed with peak and/or average measurements as necessary.
2. Measurement Level = Reading Level + Correct Factor.
3. Correct Factor = Antenna factor + Cable loss –Amplifier gain.
4. The average measurement was not performed when the peak measured data under the limit of average detection.
5. The emission levels of other frequencies are very lower than the limit and not show in test report.

Product	:	Portable Computer
Test Item	:	Harmonic Radiated Emission Data
Test Mode	:	Mode 14 SISO B: Transmit (802.11ax-40BW_17.2Mbps) (2442MHz)
Test Date	:	2021/01/19

Horizontal

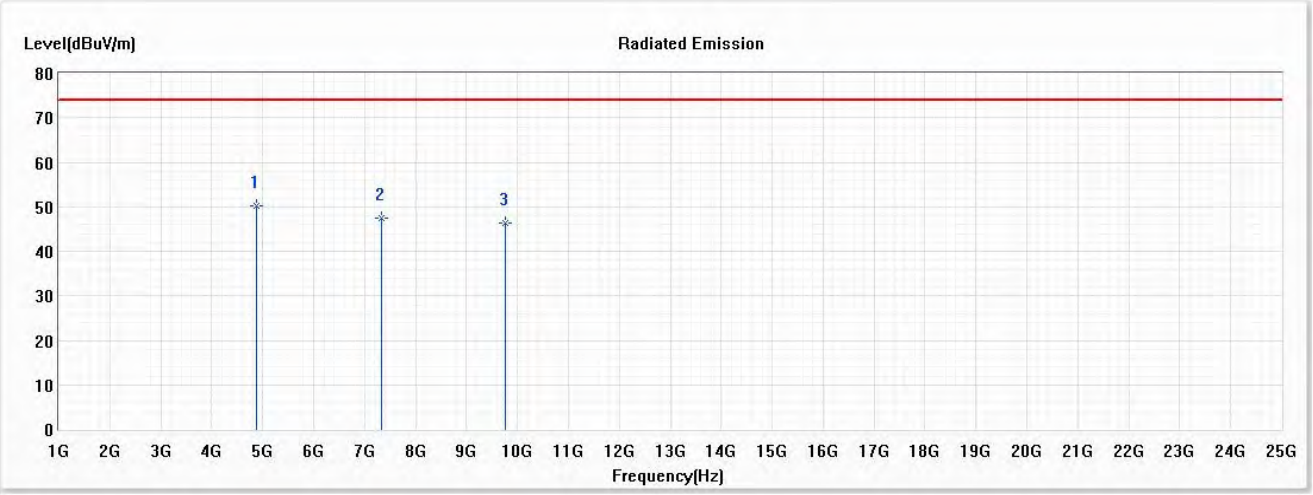

No	Frequency (MHz)	Emission Level (dBμV/m)	Limit (dBμV/m)	Margin (dB)	Reading Level (dBμV)	Correct Factor (dB)	Detector Type
* 1	4884.000	50.20	74.00	-23.80	52.50	-2.30	PK
2	7326.000	47.39	74.00	-26.61	46.12	1.27	PK
3	9768.000	46.43	74.00	-27.57	42.64	3.79	PK

Note:

1. All Readings below 1GHz are Quasi-Peak, above 1GHz are performed with peak and/or average measurements as necessary.
2. Measurement Level = Reading Level + Correct Factor.
3. Correct Factor = Antenna factor + Cable loss –Amplifier gain.
4. The average measurement was not performed when the peak measured data under the limit of average detection.
5. The emission levels of other frequencies are very lower than the limit and not show in test report.

Product	:	Portable Computer
Test Item	:	Harmonic Radiated Emission Data
Test Mode	:	Mode 14 SISO B: Transmit (802.11ax-40BW_17.2Mbps) (2442MHz)
Test Date	:	2021/01/19

Vertical

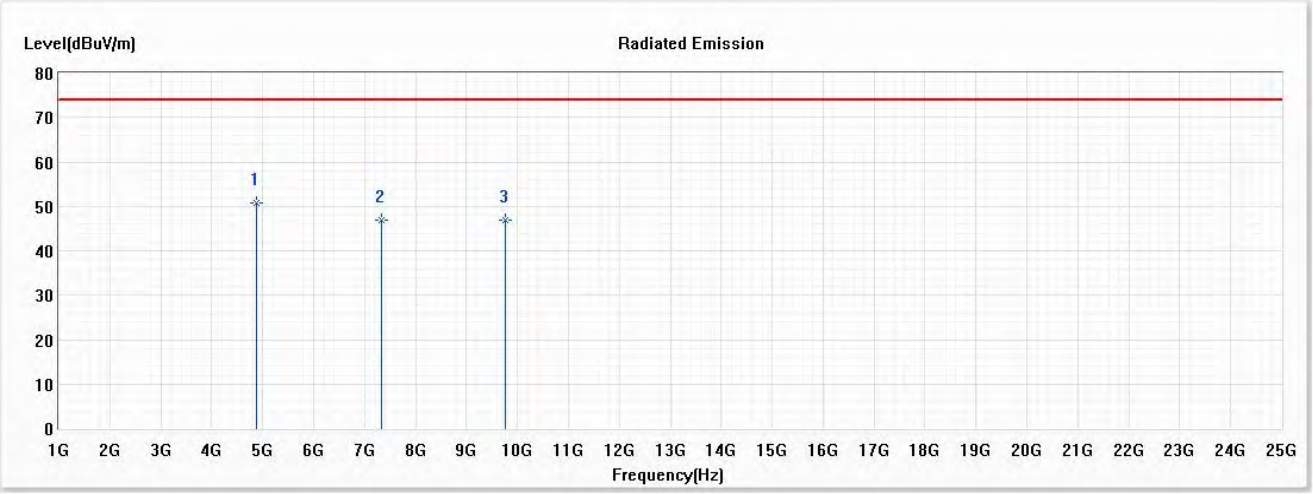

No	Frequency (MHz)	Emission Level (dBμV/m)	Limit (dBμV/m)	Margin (dB)	Reading Level (dBμV)	Correct Factor (dB)	Detector Type
* 1	4884.000	50.71	74.00	-23.29	53.01	-2.30	PK
2	7326.000	46.88	74.00	-27.12	45.61	1.27	PK
3	9768.000	46.82	74.00	-27.18	43.03	3.79	PK

Note:

1. All Readings below 1GHz are Quasi-Peak, above 1GHz are performed with peak and/or average measurements as necessary.
2. Measurement Level = Reading Level + Correct Factor.
3. Correct Factor = Antenna factor + Cable loss –Amplifier gain.
4. The average measurement was not performed when the peak measured data under the limit of average detection.
5. The emission levels of other frequencies are very lower than the limit and not show in test report.

Product	:	Portable Computer
Test Item	:	Harmonic Radiated Emission Data
Test Mode	:	Mode 14 SISO B: Transmit (802.11ax-40BW_17.2Mbps) (2462MHz)
Test Date	:	2021/01/19

Horizontal

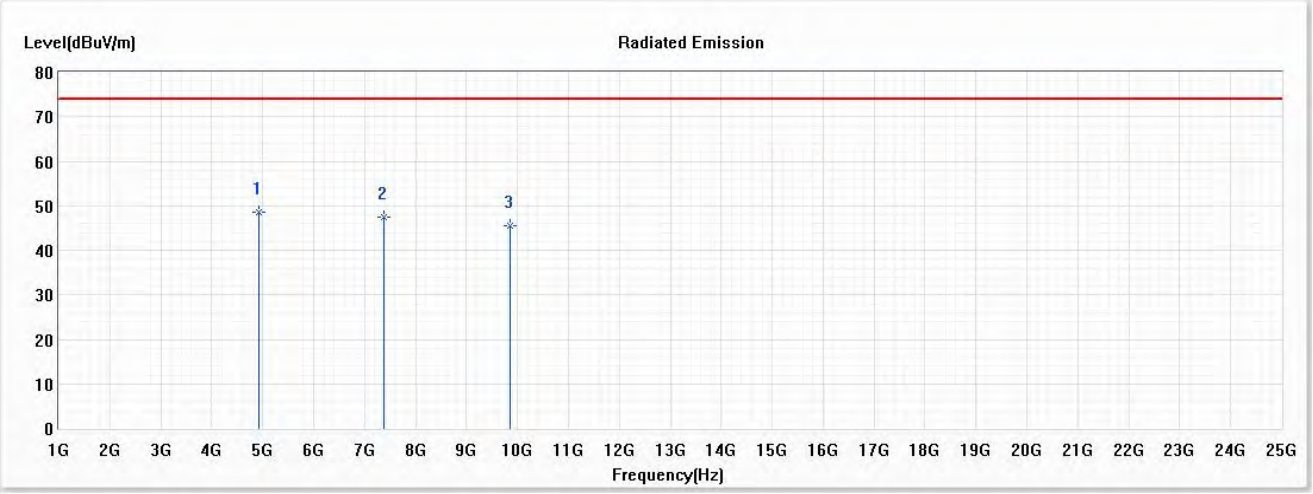

No	Frequency (MHz)	Emission Level (dBμV/m)	Limit (dBμV/m)	Margin (dB)	Reading Level (dBμV)	Correct Factor (dB)	Detector Type
* 1	4924.000	48.57	74.00	-25.43	50.84	-2.27	PK
2	7386.000	47.37	74.00	-26.63	46.03	1.34	PK
3	9848.000	45.51	74.00	-28.49	41.69	3.82	PK

Note:

1. All Readings below 1GHz are Quasi-Peak, above 1GHz are performed with peak and/or average measurements as necessary.
2. Measurement Level = Reading Level + Correct Factor.
3. Correct Factor = Antenna factor + Cable loss –Amplifier gain.
4. The average measurement was not performed when the peak measured data under the limit of average detection.
5. The emission levels of other frequencies are very lower than the limit and not show in test report.

Product	:	Portable Computer
Test Item	:	Harmonic Radiated Emission Data
Test Mode	:	Mode 14 SISO B: Transmit (802.11ax-40BW_17.2Mbps) (2462MHz)
Test Date	:	2021/01/19

Vertical

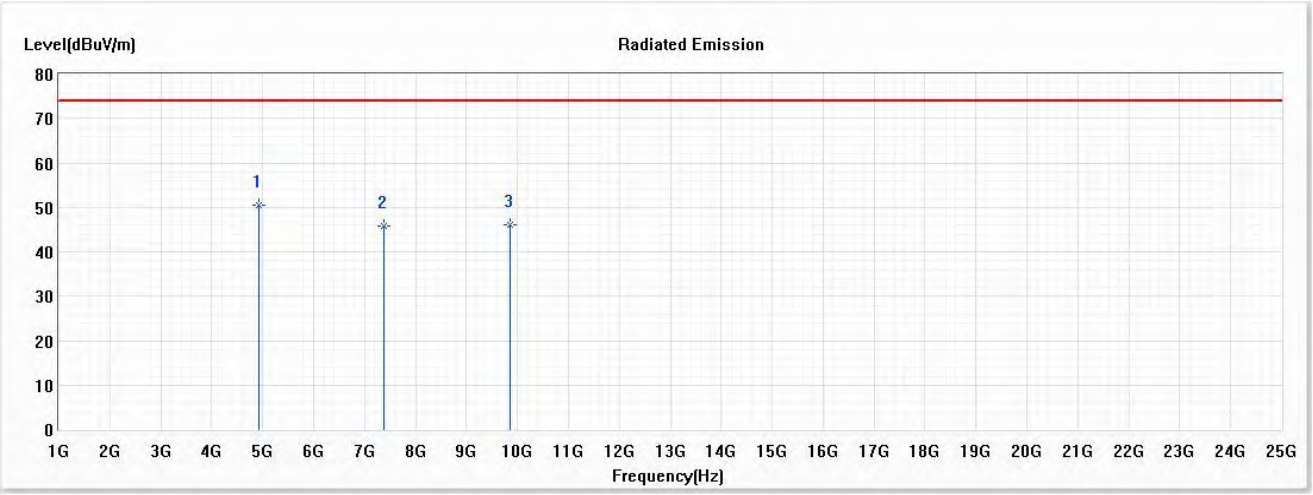

No	Frequency (MHz)	Emission Level (dBμV/m)	Limit (dBμV/m)	Margin (dB)	Reading Level (dBμV)	Correct Factor (dB)	Detector Type
* 1	4924.000	50.42	74.00	-23.58	52.69	-2.27	PK
2	7386.000	45.74	74.00	-28.26	44.40	1.34	PK
3	9848.000	46.13	74.00	-27.87	42.31	3.82	PK

Note:

1. All Readings below 1GHz are Quasi-Peak, above 1GHz are performed with peak and/or average measurements as necessary.
2. Measurement Level = Reading Level + Correct Factor.
3. Correct Factor = Antenna factor + Cable loss –Amplifier gain.
4. The average measurement was not performed when the peak measured data under the limit of average detection.
5. The emission levels of other frequencies are very lower than the limit and not show in test report.

Product	:	Portable Computer
Test Item	:	Harmonic Radiated Emission Data
Test Mode	:	Mode 19 MIMO: Transmit (802.11ax-20BW_17.2Mbps) (2412MHz)
Test Date	:	2021/01/19

Horizontal

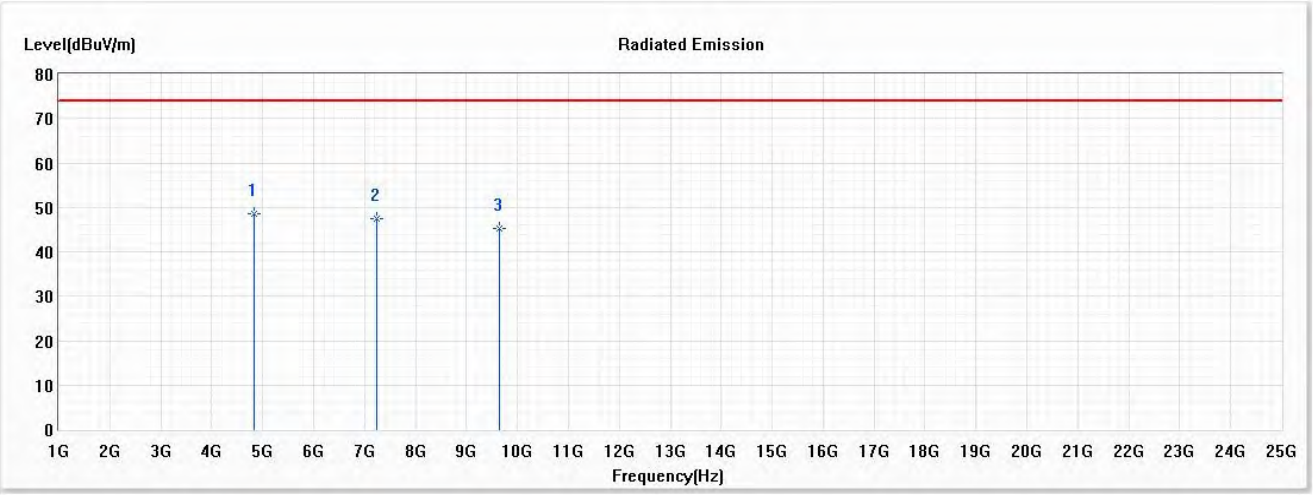

No	Frequency (MHz)	Emission Level (dBμV/m)	Limit (dBμV/m)	Margin (dB)	Reading Level (dBμV)	Correct Factor (dB)	Detector Type
* 1	4824.000	48.57	74.00	-25.43	50.83	-2.26	PK
2	7236.000	47.45	74.00	-26.55	46.19	1.26	PK
3	9648.000	45.23	74.00	-28.77	41.60	3.63	PK

Note:

1. All Readings below 1GHz are Quasi-Peak, above 1GHz are performed with peak and/or average measurements as necessary.
2. Measurement Level = Reading Level + Correct Factor.
3. Correct Factor = Antenna factor + Cable loss –Amplifier gain.
4. The average measurement was not performed when the peak measured data under the limit of average detection.
5. The emission levels of other frequencies are very lower than the limit and not show in test report.

Product	:	Portable Computer
Test Item	:	Harmonic Radiated Emission Data
Test Mode	:	Mode 19 MIMO: Transmit (802.11ax-20BW_17.2Mbps) (2412MHz)
Test Date	:	2021/01/19

Vertical

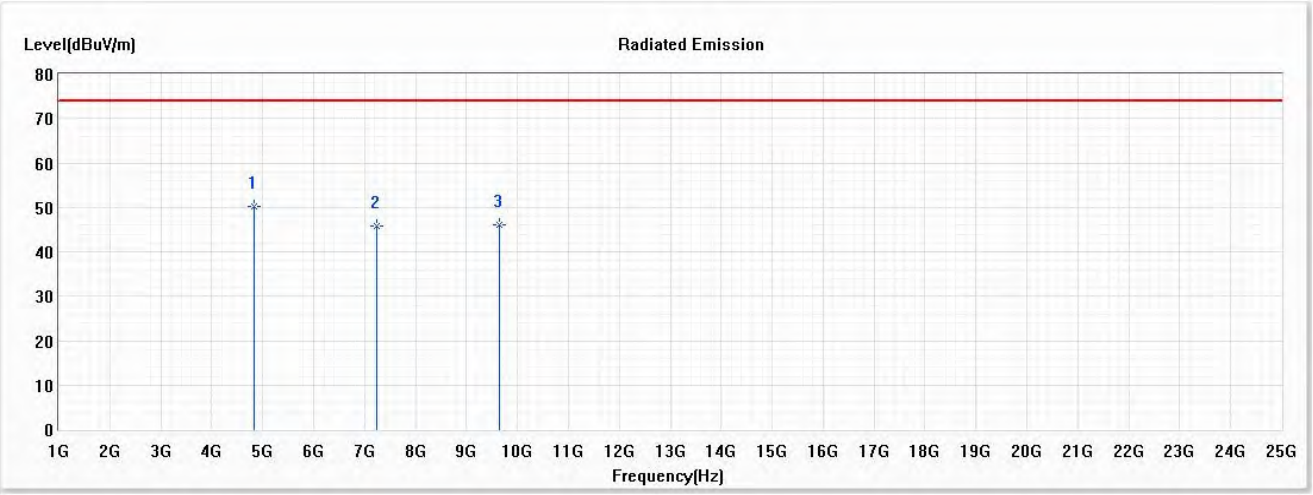

No	Frequency (MHz)	Emission Level (dBμV/m)	Limit (dBμV/m)	Margin (dB)	Reading Level (dBμV)	Correct Factor (dB)	Detector Type
* 1	4824.000	50.34	74.00	-23.66	52.60	-2.26	PK
2	7236.000	45.85	74.00	-28.15	44.59	1.26	PK
3	9648.000	46.17	74.00	-27.83	42.54	3.63	PK

Note:

1. All Readings below 1GHz are Quasi-Peak, above 1GHz are performed with peak and/or average measurements as necessary.
2. Measurement Level = Reading Level + Correct Factor.
3. Correct Factor = Antenna factor + Cable loss –Amplifier gain.
4. The average measurement was not performed when the peak measured data under the limit of average detection.
5. The emission levels of other frequencies are very lower than the limit and not show in test report.

Product	:	Portable Computer
Test Item	:	Harmonic Radiated Emission Data
Test Mode	:	Mode 19 MIMO: Transmit (802.11ax-20BW_17.2Mbps) (2442MHz)
Test Date	:	2021/01/19

Horizontal

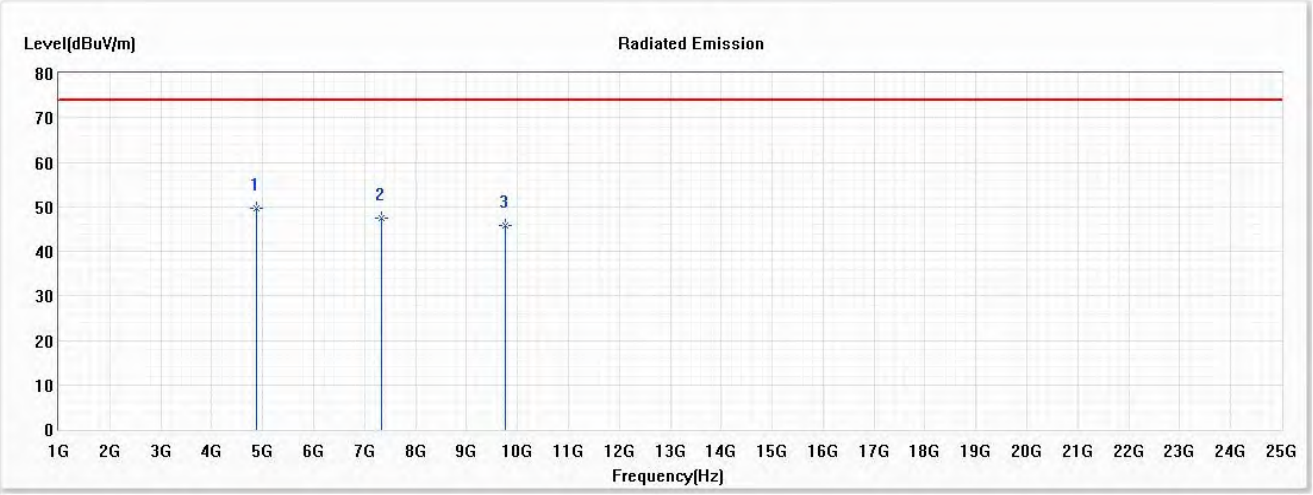

No	Frequency (MHz)	Emission Level (dBμV/m)	Limit (dBμV/m)	Margin (dB)	Reading Level (dBμV)	Correct Factor (dB)	Detector Type
* 1	4884.000	49.62	74.00	-24.38	51.92	-2.30	PK
2	7326.000	47.42	74.00	-26.58	46.15	1.27	PK
3	9768.000	45.85	74.00	-28.15	42.06	3.79	PK

Note:

1. All Readings below 1GHz are Quasi-Peak, above 1GHz are performed with peak and/or average measurements as necessary.
2. Measurement Level = Reading Level + Correct Factor.
3. Correct Factor = Antenna factor + Cable loss –Amplifier gain.
4. The average measurement was not performed when the peak measured data under the limit of average detection.
5. The emission levels of other frequencies are very lower than the limit and not show in test report.

Product	:	Portable Computer
Test Item	:	Harmonic Radiated Emission Data
Test Mode	:	Mode 19 MIMO: Transmit (802.11ax-20BW_17.2Mbps) (2442MHz)
Test Date	:	2021/01/19

Vertical

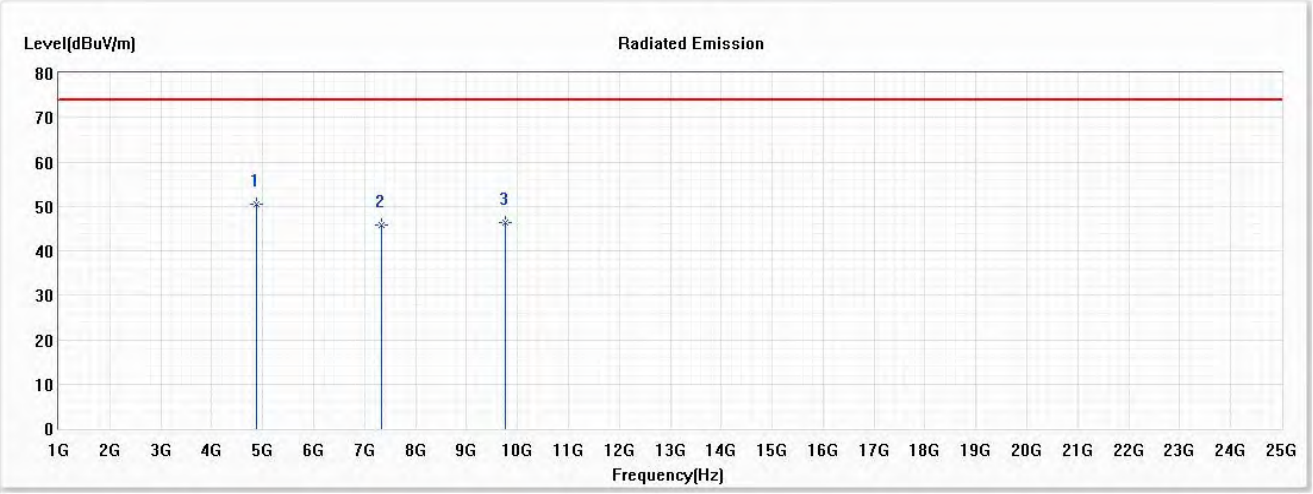

No	Frequency (MHz)	Emission Level (dBμV/m)	Limit (dBμV/m)	Margin (dB)	Reading Level (dBμV)	Correct Factor (dB)	Detector Type
* 1	4884.000	50.54	74.00	-23.46	52.84	-2.30	PK
2	7326.000	45.75	74.00	-28.25	44.48	1.27	PK
3	9768.000	46.32	74.00	-27.68	42.53	3.79	PK

Note:

1. All Readings below 1GHz are Quasi-Peak, above 1GHz are performed with peak and/or average measurements as necessary.
2. Measurement Level = Reading Level + Correct Factor.
3. Correct Factor = Antenna factor + Cable loss –Amplifier gain.
4. The average measurement was not performed when the peak measured data under the limit of average detection.
5. The emission levels of other frequencies are very lower than the limit and not show in test report.

Product	:	Portable Computer
Test Item	:	Harmonic Radiated Emission Data
Test Mode	:	Mode 19 MIMO: Transmit (802.11ax-20BW_17.2Mbps) (2472MHz)
Test Date	:	2021/01/19

Horizontal

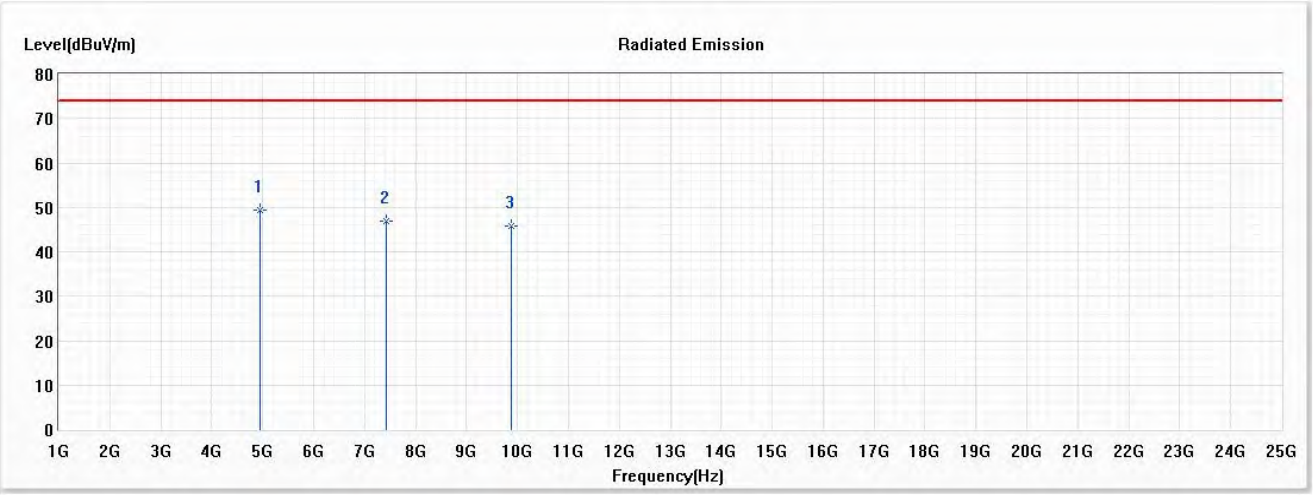

No	Frequency (MHz)	Emission Level (dBμV/m)	Limit (dBμV/m)	Margin (dB)	Reading Level (dBμV)	Correct Factor (dB)	Detector Type
* 1	4944.000	49.38	74.00	-24.62	51.45	-2.07	PK
2	7416.000	46.82	74.00	-27.18	45.50	1.32	PK
3	9888.000	45.67	74.00	-28.33	41.68	3.99	PK

Note:

1. All Readings below 1GHz are Quasi-Peak, above 1GHz are performed with peak and/or average measurements as necessary.
2. Measurement Level = Reading Level + Correct Factor.
3. Correct Factor = Antenna factor + Cable loss –Amplifier gain.
4. The average measurement was not performed when the peak measured data under the limit of average detection.
5. The emission levels of other frequencies are very lower than the limit and not show in test report.

Product	:	Portable Computer
Test Item	:	Harmonic Radiated Emission Data
Test Mode	:	Mode 19 MIMO: Transmit (802.11ax-20BW_17.2Mbps) (2472MHz)
Test Date	:	2021/01/19

Vertical

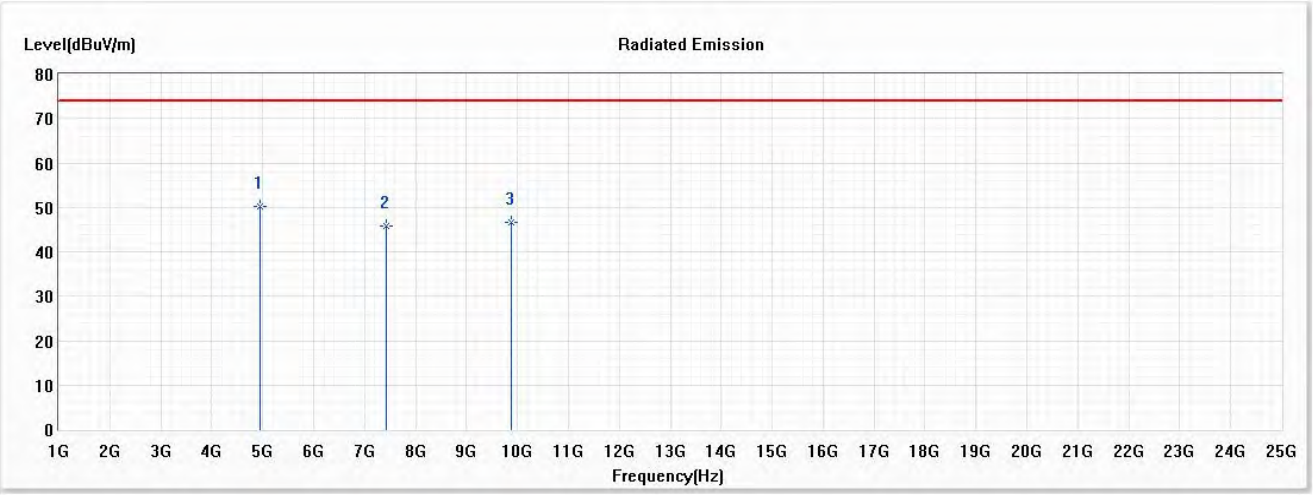

No	Frequency (MHz)	Emission Level (dBμV/m)	Limit (dBμV/m)	Margin (dB)	Reading Level (dBμV)	Correct Factor (dB)	Detector Type
* 1	4944.000	50.10	74.00	-23.90	52.17	-2.07	PK
2	7416.000	45.89	74.00	-28.11	44.57	1.32	PK
3	9888.000	46.73	74.00	-27.27	42.74	3.99	PK

Note:

1. All Readings below 1GHz are Quasi-Peak, above 1GHz are performed with peak and/or average measurements as necessary.
2. Measurement Level = Reading Level + Correct Factor.
3. Correct Factor = Antenna factor + Cable loss –Amplifier gain.
4. The average measurement was not performed when the peak measured data under the limit of average detection.
5. The emission levels of other frequencies are very lower than the limit and not show in test report.

Product	:	Portable Computer
Test Item	:	Harmonic Radiated Emission Data
Test Mode	:	Mode 20 MIMO: Transmit (802.11ax-40BW_34.4Mbps) (2422MHz)
Test Date	:	2021/01/19

Horizontal

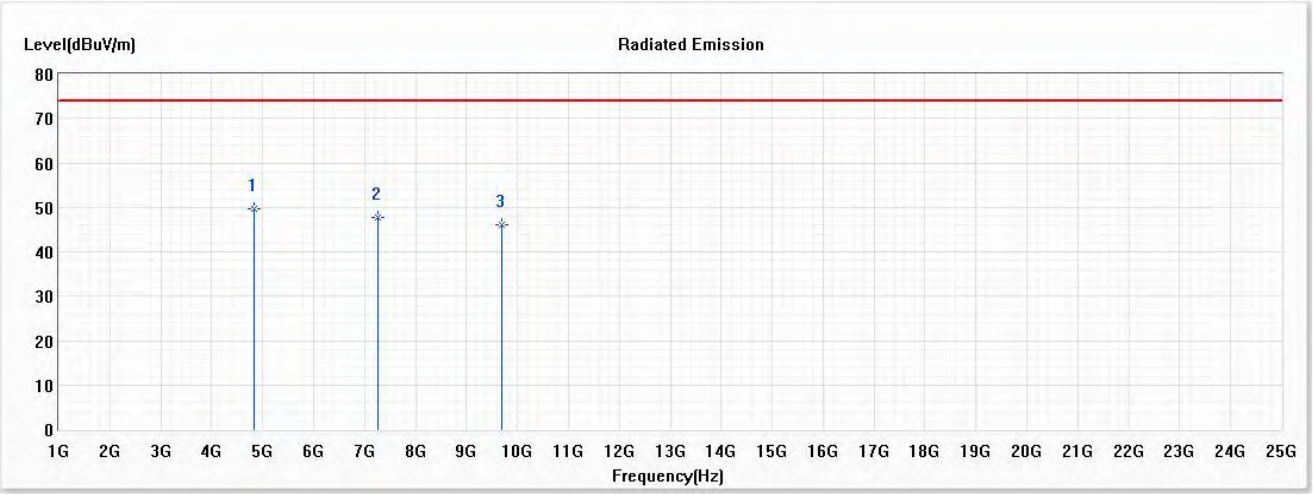

No	Frequency (MHz)	Emission Level (dBμV/m)	Limit (dBμV/m)	Margin (dB)	Reading Level (dBμV)	Correct Factor (dB)	Detector Type
* 1	4844.000	49.68	74.00	-24.32	51.99	-2.31	PK
2	7266.000	47.65	74.00	-26.35	46.31	1.34	PK
3	9688.000	46.04	74.00	-27.96	42.38	3.66	PK

Note:

1. All Readings below 1GHz are Quasi-Peak, above 1GHz are performed with peak and/or average measurements as necessary.
2. Measurement Level = Reading Level + Correct Factor.
3. Correct Factor = Antenna factor + Cable loss –Amplifier gain.
4. The average measurement was not performed when the peak measured data under the limit of average detection.
5. The emission levels of other frequencies are very lower than the limit and not show in test report.

Product	:	Portable Computer
Test Item	:	Harmonic Radiated Emission Data
Test Mode	:	Mode 20 MIMO: Transmit (802.11ax-40BW_34.4Mbps) (2422MHz)
Test Date	:	2021/01/19

Vertical

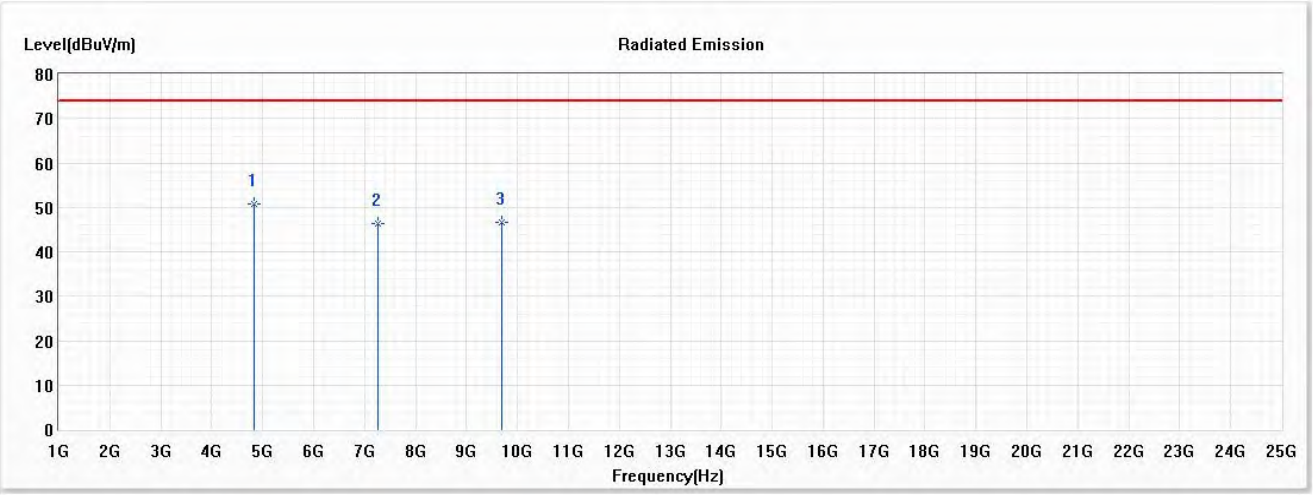

No	Frequency (MHz)	Emission Level (dBμV/m)	Limit (dBμV/m)	Margin (dB)	Reading Level (dBμV)	Correct Factor (dB)	Detector Type
* 1	4844.000	50.73	74.00	-23.27	53.04	-2.31	PK
2	7266.000	46.42	74.00	-27.58	45.08	1.34	PK
3	9688.000	46.67	74.00	-27.33	43.01	3.66	PK

Note:

1. All Readings below 1GHz are Quasi-Peak, above 1GHz are performed with peak and/or average measurements as necessary.
2. Measurement Level = Reading Level + Correct Factor.
3. Correct Factor = Antenna factor + Cable loss –Amplifier gain.
4. The average measurement was not performed when the peak measured data under the limit of average detection.
5. The emission levels of other frequencies are very lower than the limit and not show in test report.

Product	:	Portable Computer
Test Item	:	Harmonic Radiated Emission Data
Test Mode	:	Mode 20 MIMO: Transmit (802.11ax-40BW_34.4Mbps) (2442MHz)
Test Date	:	2021/01/19

Horizontal

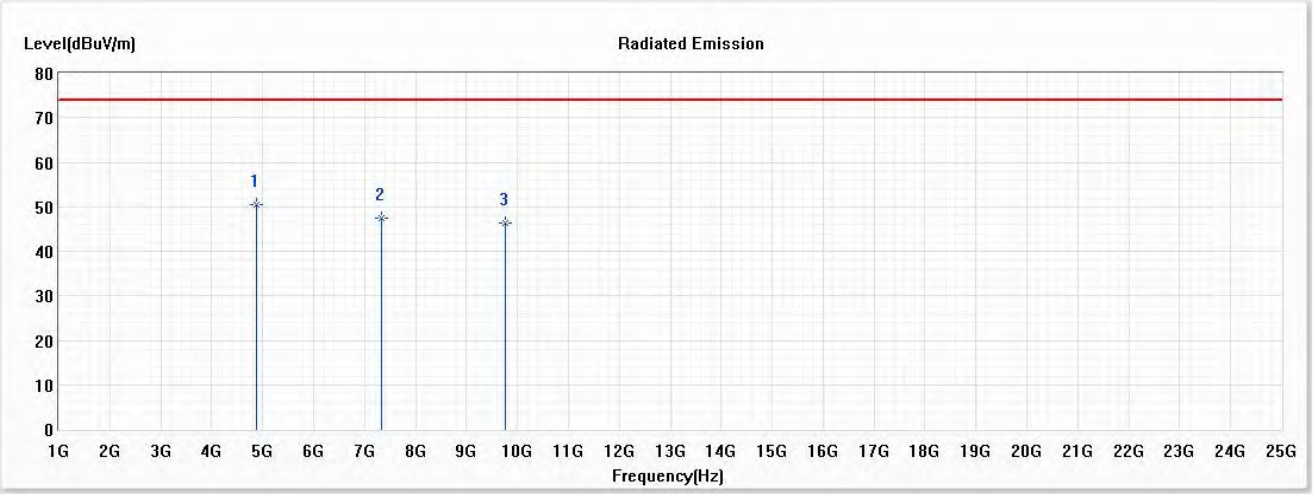

No	Frequency (MHz)	Emission Level (dBμV/m)	Limit (dBμV/m)	Margin (dB)	Reading Level (dBμV)	Correct Factor (dB)	Detector Type
* 1	4884.000	50.43	74.00	-23.57	52.73	-2.30	PK
2	7326.000	47.38	74.00	-26.62	46.11	1.27	PK
3	9768.000	46.31	74.00	-27.69	42.52	3.79	PK

Note:

1. All Readings below 1GHz are Quasi-Peak, above 1GHz are performed with peak and/or average measurements as necessary.
2. Measurement Level = Reading Level + Correct Factor.
3. Correct Factor = Antenna factor + Cable loss –Amplifier gain.
4. The average measurement was not performed when the peak measured data under the limit of average detection.
5. The emission levels of other frequencies are very lower than the limit and not show in test report.

Product	:	Portable Computer
Test Item	:	Harmonic Radiated Emission Data
Test Mode	:	Mode 20 MIMO: Transmit (802.11ax-40BW_34.4Mbps) (2442MHz)
Test Date	:	2021/01/19

Vertical

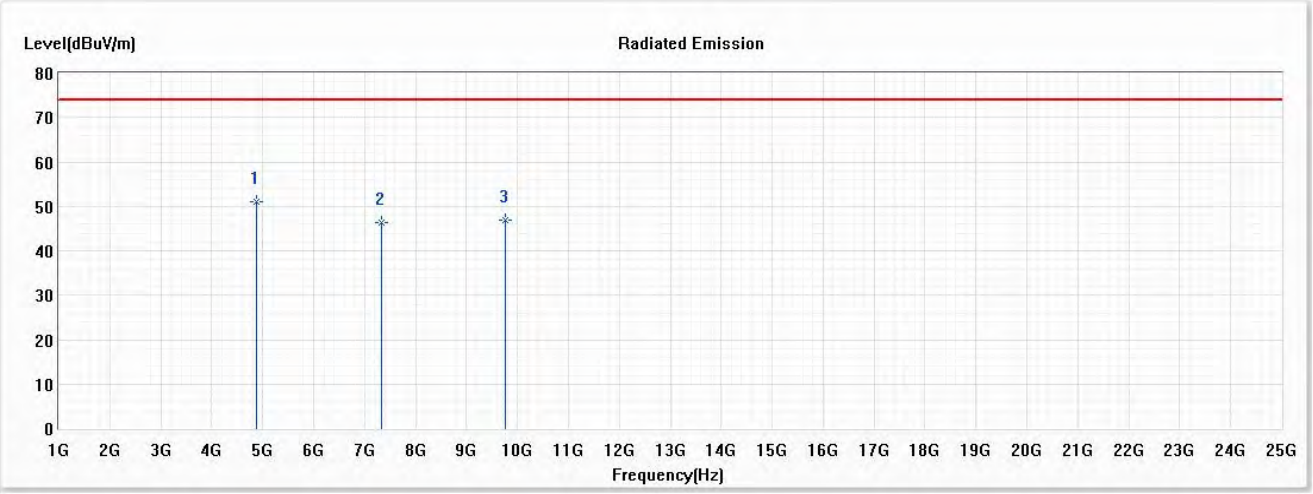

No	Frequency (MHz)	Emission Level (dBμV/m)	Limit (dBμV/m)	Margin (dB)	Reading Level (dBμV)	Correct Factor (dB)	Detector Type
* 1	4884.000	50.96	74.00	-23.04	53.26	-2.30	PK
2	7326.000	46.24	74.00	-27.76	44.97	1.27	PK
3	9768.000	46.89	74.00	-27.11	43.10	3.79	PK

Note:

1. All Readings below 1GHz are Quasi-Peak, above 1GHz are performed with peak and/or average measurements as necessary.
2. Measurement Level = Reading Level + Correct Factor.
3. Correct Factor = Antenna factor + Cable loss –Amplifier gain.
4. The average measurement was not performed when the peak measured data under the limit of average detection.
5. The emission levels of other frequencies are very lower than the limit and not show in test report.

Product	:	Portable Computer
Test Item	:	Harmonic Radiated Emission Data
Test Mode	:	Mode 20 MIMO: Transmit (802.11ax-40BW_34.4Mbps) (2462MHz)
Test Date	:	2021/01/20

Horizontal

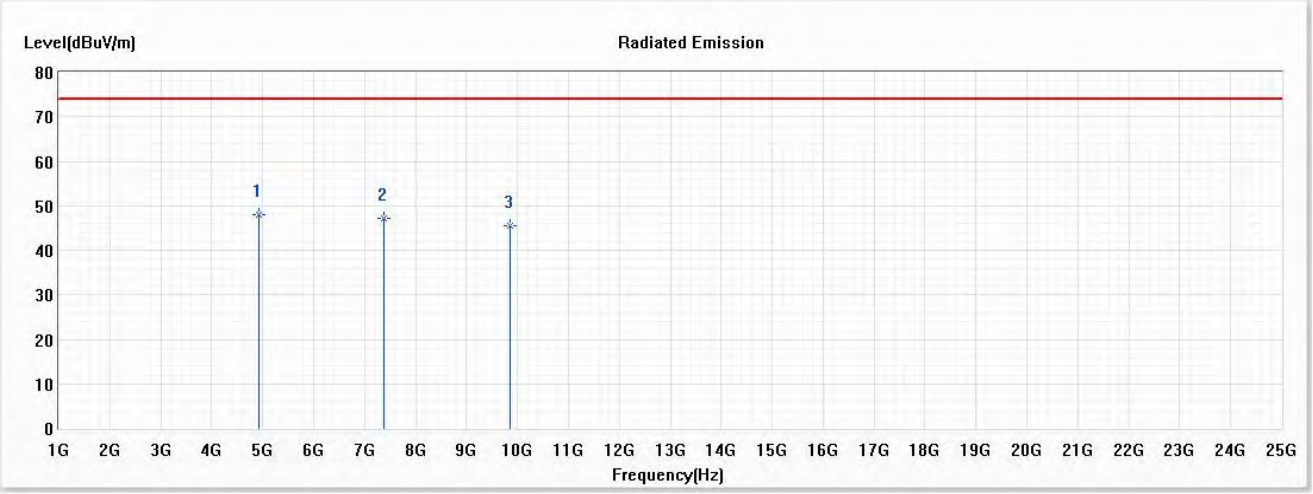

No	Frequency (MHz)	Emission Level (dBμV/m)	Limit (dBμV/m)	Margin (dB)	Reading Level (dBμV)	Correct Factor (dB)	Detector Type
* 1	4924.000	48.01	74.00	-25.99	50.28	-2.27	PK
2	7386.000	47.15	74.00	-26.85	45.81	1.34	PK
3	9848.000	45.63	74.00	-28.37	41.81	3.82	PK

Note:

1. All Readings below 1GHz are Quasi-Peak, above 1GHz are performed with peak and/or average measurements as necessary.
2. Measurement Level = Reading Level + Correct Factor.
3. Correct Factor = Antenna factor + Cable loss –Amplifier gain.
4. The average measurement was not performed when the peak measured data under the limit of average detection.
5. The emission levels of other frequencies are very lower than the limit and not show in test report.

Product	:	Portable Computer
Test Item	:	Harmonic Radiated Emission Data
Test Mode	:	Mode 20 MIMO: Transmit (802.11ax-40BW_34.4Mbps) (2462MHz)
Test Date	:	2021/01/20

Vertical

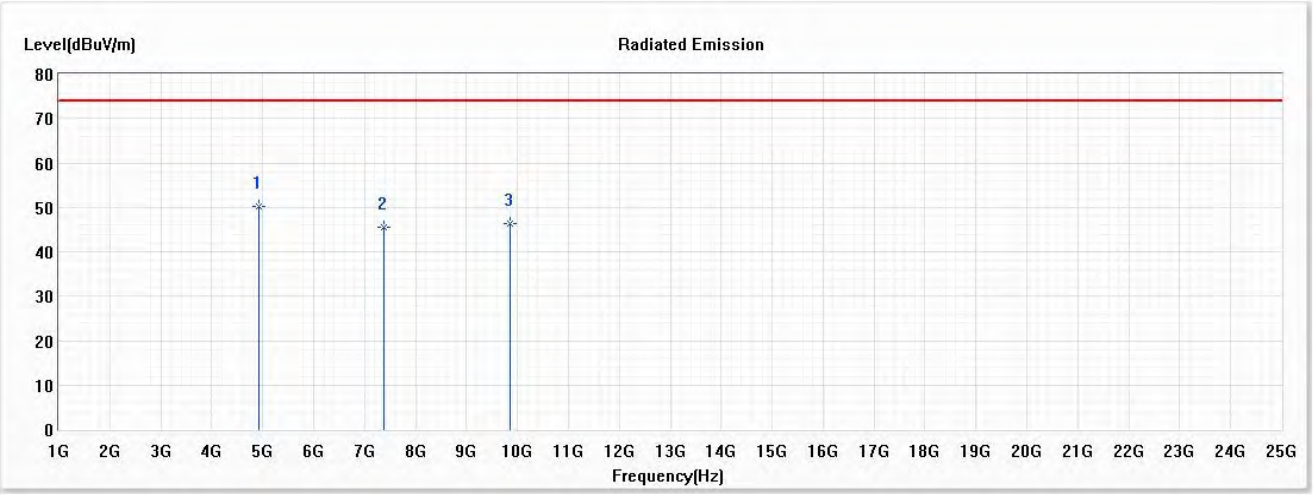

No	Frequency (MHz)	Emission Level (dBμV/m)	Limit (dBμV/m)	Margin (dB)	Reading Level (dBμV)	Correct Factor (dB)	Detector Type
* 1	4924.000	50.23	74.00	-23.77	52.50	-2.27	PK
2	7386.000	45.51	74.00	-28.49	44.17	1.34	PK
3	9848.000	46.34	74.00	-27.66	42.52	3.82	PK

Note:

1. All Readings below 1GHz are Quasi-Peak, above 1GHz are performed with peak and/or average measurements as necessary.
2. Measurement Level = Reading Level + Correct Factor.
3. Correct Factor = Antenna factor + Cable loss –Amplifier gain.
4. The average measurement was not performed when the peak measured data under the limit of average detection.
5. The emission levels of other frequencies are very lower than the limit and not show in test report.

Product : Portable Computer
Test Item : General Radiated Emission Data
Test Mode : Mode 1 SISO A: Transmit (802.11b_1Mbps) (2442MHz)
Test Date : 2021/01/18

Horizontal

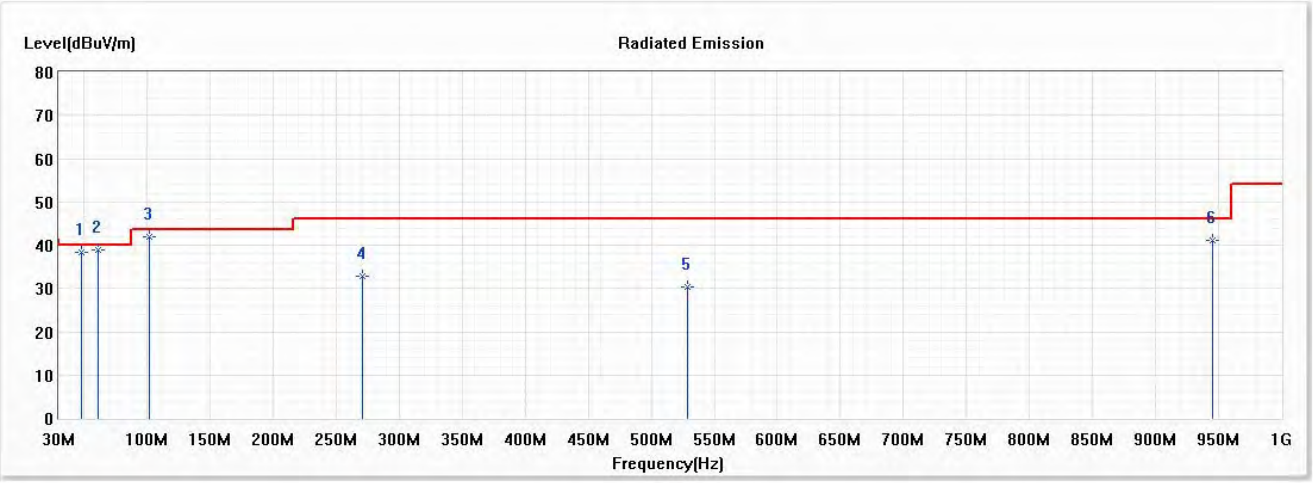

No	Frequency (MHz)	Emission Level (dBμV/m)	Limit (dBμV/m)	Margin (dB)	Reading Level (dBμV)	Correct Factor (dB)	Detector Type
1	48.275	38.34	40.00	-1.66	48.61	-10.27	QP
* 2	60.928	38.97	40.00	-1.03	50.25	-11.28	QP
3	101.696	41.80	43.50	-1.70	56.96	-15.16	QP
4	270.391	32.75	46.00	-13.25	43.45	-10.70	QP
5	529.058	30.23	46.00	-15.77	34.98	-4.75	QP
6	945.174	41.18	46.00	-4.82	39.68	1.50	QP

Note:

1. All Readings below 1GHz are Quasi-Peak, above 1GHz are performed with peak and/or average measurements as necessary.
2. Measurement Level = Reading Level + Correct Factor.
3. Correct Factor = Antenna factor + Cable loss –Amplifier gain.
4. The emission levels of other frequencies are very lower than the limit and not show in test report.
5. No emission found between lowest internal used/generated frequency to 30MHz.

Product : Portable Computer
Test Item : General Radiated Emission Data
Test Mode : Mode 1 SISO A: Transmit (802.11b_1Mbps) (2442MHz)
Test Date : 2021/01/18

Vertical

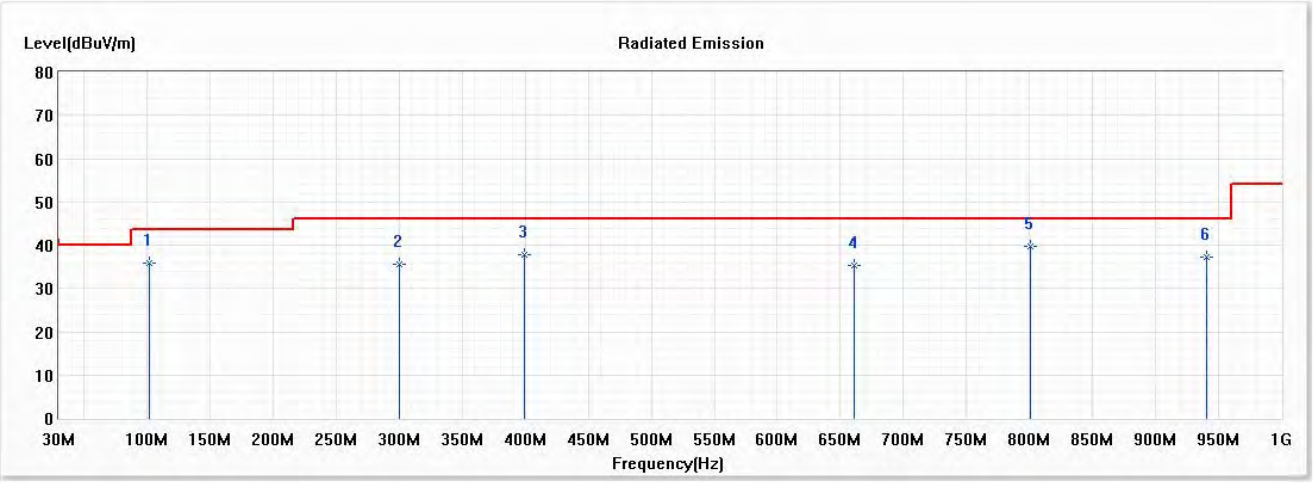

No	Frequency (MHz)	Emission Level (dBμV/m)	Limit (dBμV/m)	Margin (dB)	Reading Level (dBμV)	Correct Factor (dB)	Detector Type
1	101.696	35.84	43.50	-7.66	51.00	-15.16	QP
2	299.913	35.60	46.00	-10.40	45.34	-9.74	QP
3	399.725	37.66	46.00	-8.34	44.96	-7.30	QP
4	661.203	35.28	46.00	-10.72	37.81	-2.53	QP
* 5	800.377	39.63	46.00	-6.37	40.00	-0.37	QP
6	940.957	37.24	46.00	-8.76	35.83	1.41	QP

Note:

1. All Readings below 1GHz are Quasi-Peak, above 1GHz are performed with peak and/or average measurements as necessary.
2. Measurement Level = Reading Level + Correct Factor.
3. Correct Factor = Antenna factor + Cable loss –Amplifier gain.
4. The emission levels of other frequencies are very lower than the limit and not show in test report.
5. No emission found between lowest internal used/generated frequency to 30MHz.

Product	:	Portable Computer
Test Item	:	General Radiated Emission Data
Test Mode	:	Mode 2 SISO A: Transmit (802.11g_6Mbps) (2442MHz)
Test Date	:	2021/01/18

Horizontal

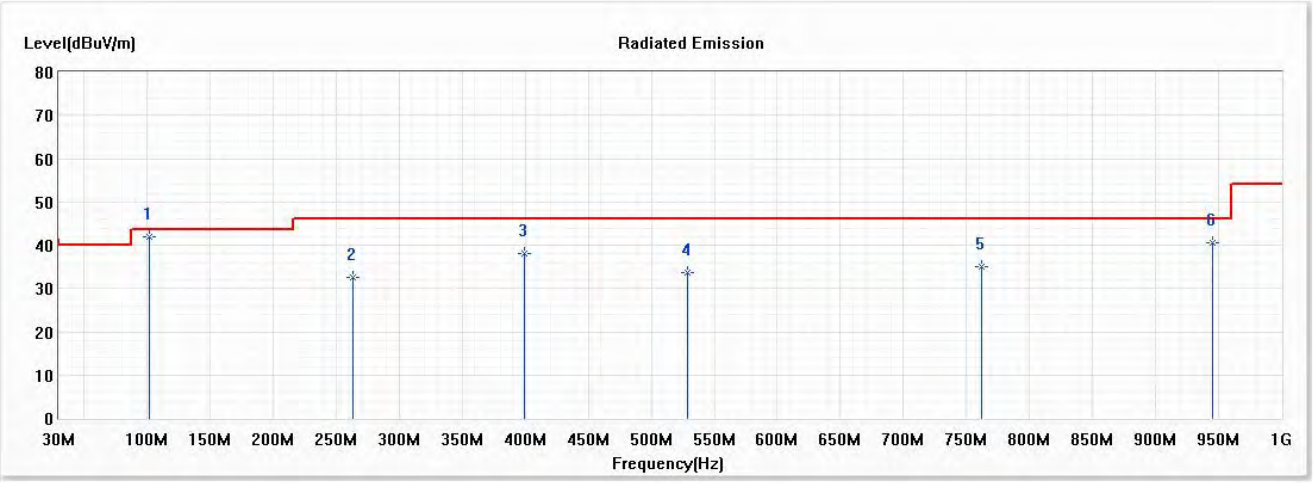

No	Frequency (MHz)	Emission Level (dBμV/m)	Limit (dBμV/m)	Margin (dB)	Reading Level (dBμV)	Correct Factor (dB)	Detector Type
* 1	101.696	42.03	43.50	-1.47	57.19	-15.16	QP
2	263.362	32.43	46.00	-13.57	43.45	-11.02	QP
3	399.725	37.96	46.00	-8.04	45.26	-7.30	QP
4	529.058	33.66	46.00	-12.34	38.41	-4.75	QP
5	762.420	35.16	46.00	-10.84	35.97	-0.81	QP
6	945.174	40.48	46.00	-5.52	38.98	1.50	QP

Note:

1. All Readings below 1GHz are Quasi-Peak, above 1GHz are performed with peak and/or average measurements as necessary.
2. Measurement Level = Reading Level + Correct Factor.
3. Correct Factor = Antenna factor + Cable loss –Amplifier gain.
4. The emission levels of other frequencies are very lower than the limit and not show in test report.
5. No emission found between lowest internal used/generated frequency to 30MHz.

Product	:	Portable Computer
Test Item	:	General Radiated Emission Data
Test Mode	:	Mode 2 SISO A: Transmit (802.11g_6Mbps) (2442MHz)
Test Date	:	2021/01/18

Vertical

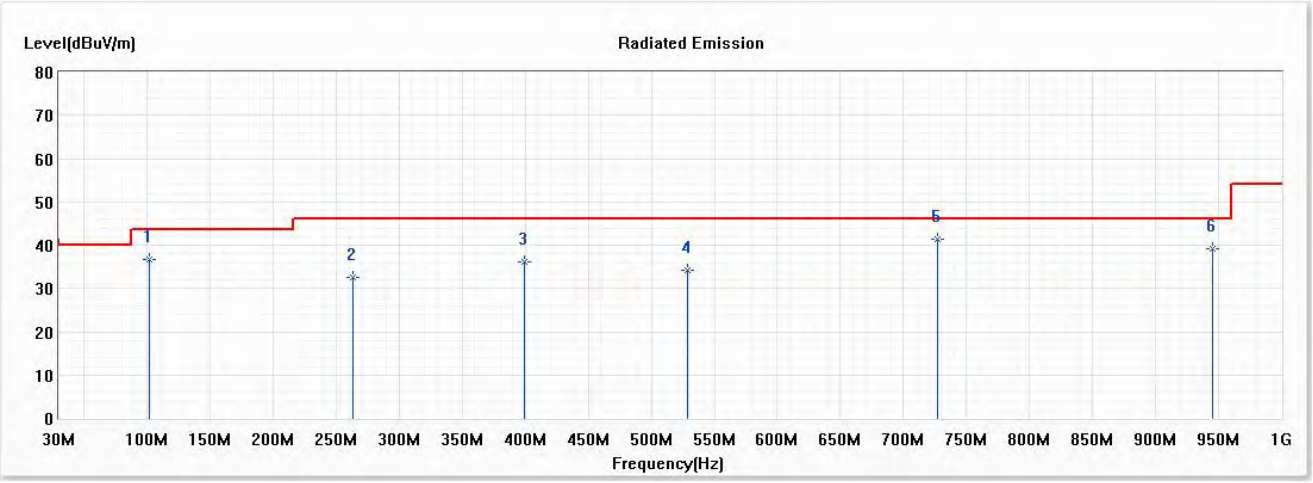

No	Frequency (MHz)	Emission Level (dBμV/m)	Limit (dBμV/m)	Margin (dB)	Reading Level (dBμV)	Correct Factor (dB)	Detector Type
1	101.696	36.70	43.50	-6.80	51.86	-15.16	QP
2	263.362	32.64	46.00	-13.36	43.66	-11.02	QP
3	399.725	36.26	46.00	-9.74	43.56	-7.30	QP
4	529.058	34.18	46.00	-11.82	38.93	-4.75	QP
* 5	727.275	41.27	46.00	-4.73	42.75	-1.48	QP
6	945.174	39.25	46.00	-6.75	37.75	1.50	QP

Note:

1. All Readings below 1GHz are Quasi-Peak, above 1GHz are performed with peak and/or average measurements as necessary.
2. Measurement Level = Reading Level + Correct Factor.
3. Correct Factor = Antenna factor + Cable loss –Amplifier gain.
4. The emission levels of other frequencies are very lower than the limit and not show in test report.
5. No emission found between lowest internal used/generated frequency to 30MHz.

Product	:	Portable Computer
Test Item	:	General Radiated Emission Data
Test Mode	:	Mode 3 SISO A: Transmit (802.11n-20BW_7.2Mbps) (2442MHz)
Test Date	:	2021/01/18

Horizontal

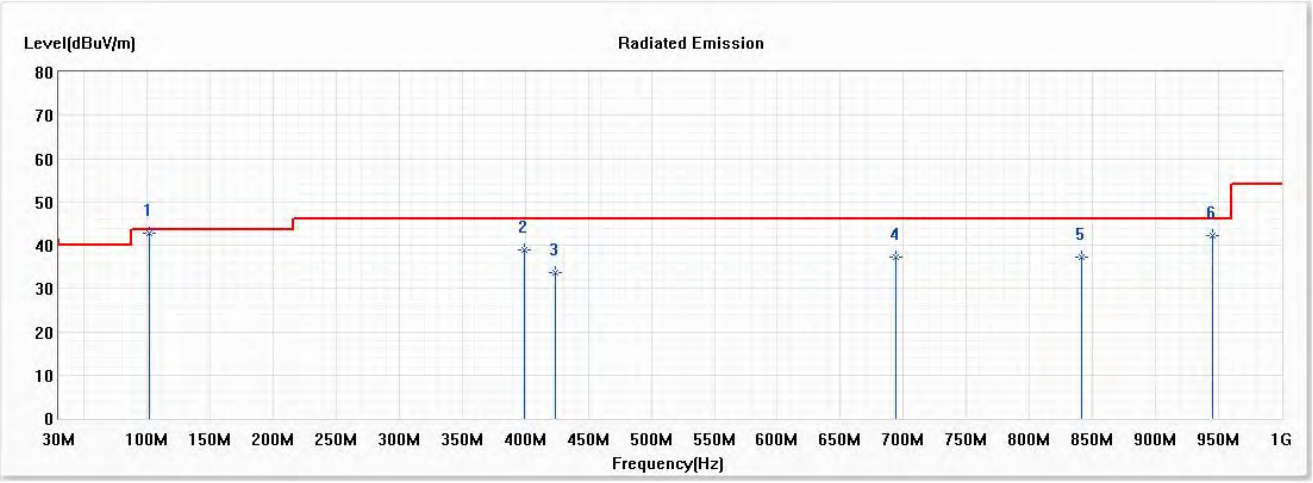

No	Frequency (MHz)	Emission Level (dBμV/m)	Limit (dBμV/m)	Margin (dB)	Reading Level (dBμV)	Correct Factor (dB)	Detector Type
* 1	101.696	42.73	43.50	-0.77	57.89	-15.16	QP
2	399.725	39.03	46.00	-6.97	46.33	-7.30	QP
3	423.623	33.55	46.00	-12.45	40.26	-6.71	QP
4	693.536	37.19	46.00	-8.81	39.30	-2.11	QP
5	841.145	37.35	46.00	-8.65	37.31	0.04	QP
6	945.174	42.07	46.00	-3.93	40.57	1.50	QP

Note:

1. All Readings below 1GHz are Quasi-Peak, above 1GHz are performed with peak and/or average measurements as necessary.
2. Measurement Level = Reading Level + Correct Factor.
3. Correct Factor = Antenna factor + Cable loss –Amplifier gain.
4. The emission levels of other frequencies are very lower than the limit and not show in test report.
5. No emission found between lowest internal used/generated frequency to 30MHz.

Product	:	Portable Computer
Test Item	:	General Radiated Emission Data
Test Mode	:	Mode 3 SISO A: Transmit (802.11n-20BW_7.2Mbps) (2442MHz)
Test Date	:	2021/01/18

Vertical

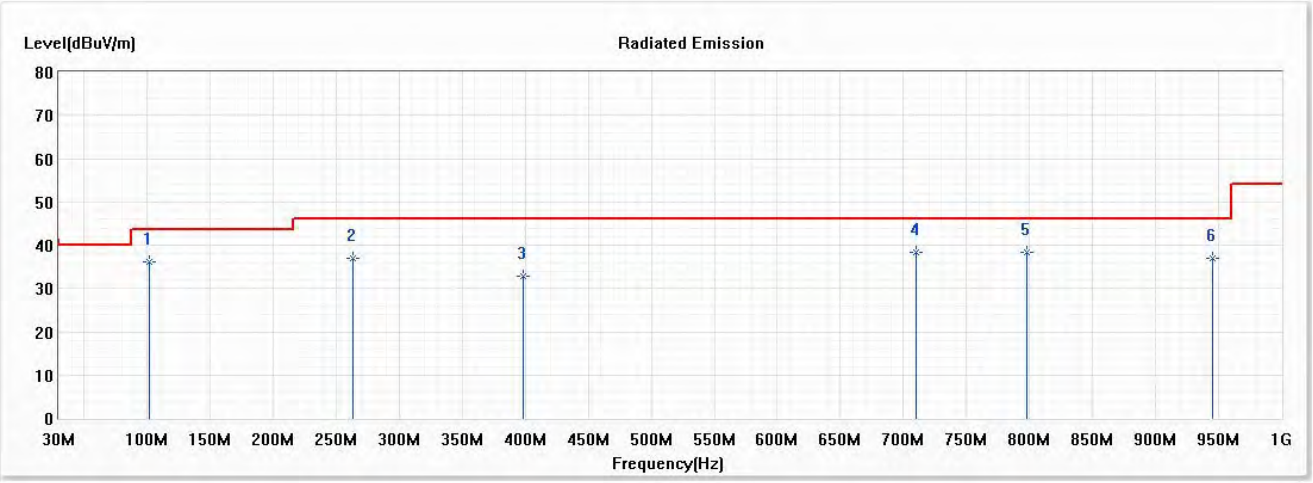

No	Frequency (MHz)	Emission Level (dBμV/m)	Limit (dBμV/m)	Margin (dB)	Reading Level (dBμV)	Correct Factor (dB)	Detector Type
* 1	101.696	36.16	43.50	-7.34	51.32	-15.16	QP
2	263.362	37.09	46.00	-8.91	48.11	-11.02	QP
3	398.319	32.70	46.00	-13.30	40.02	-7.32	QP
4	710.406	38.46	46.00	-7.54	40.20	-1.74	QP
5	797.565	38.36	46.00	-7.64	38.74	-0.38	QP
6	945.174	36.91	46.00	-9.09	35.41	1.50	QP

Note:

1. All Readings below 1GHz are Quasi-Peak, above 1GHz are performed with peak and/or average measurements as necessary.
2. Measurement Level = Reading Level + Correct Factor.
3. Correct Factor = Antenna factor + Cable loss –Amplifier gain.
4. The emission levels of other frequencies are very lower than the limit and not show in test report.
5. No emission found between lowest internal used/generated frequency to 30MHz.

Product	:	Portable Computer
Test Item	:	General Radiated Emission Data
Test Mode	:	Mode 4 SISO A: Transmit (802.11n-40BW_15Mbps) (2442MHz)
Test Date	:	2021/01/18

Horizontal

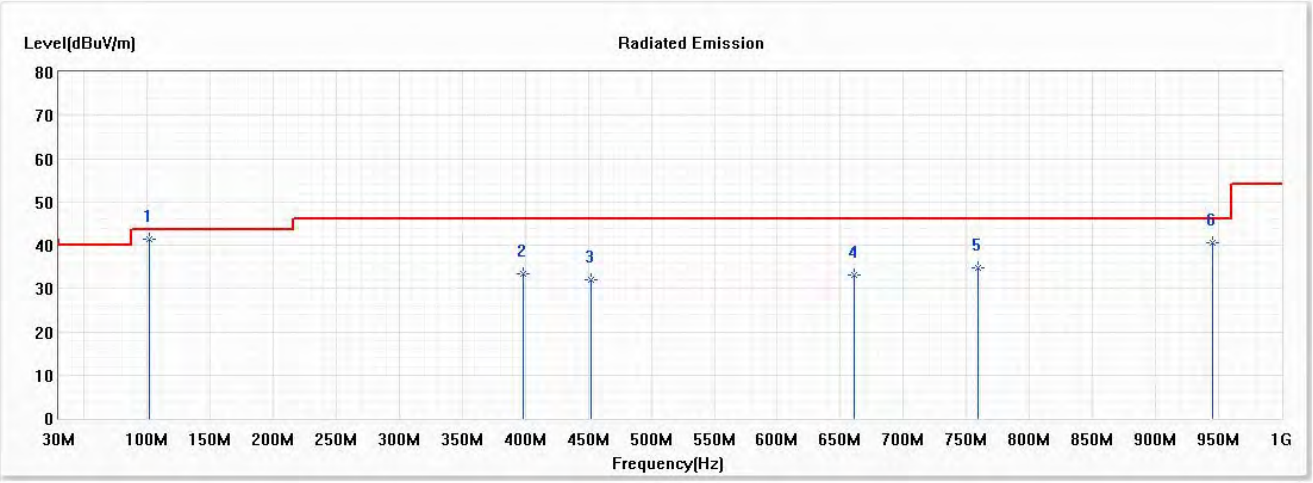

No	Frequency (MHz)	Emission Level (dBμV/m)	Limit (dBμV/m)	Margin (dB)	Reading Level (dBμV)	Correct Factor (dB)	Detector Type
* 1	101.696	41.44	43.50	-2.06	56.60	-15.16	QP
2	398.319	33.29	46.00	-12.71	40.61	-7.32	QP
3	451.739	32.03	46.00	-13.97	38.25	-6.22	QP
4	661.203	33.12	46.00	-12.88	35.65	-2.53	QP
5	759.609	34.72	46.00	-11.28	35.58	-0.86	QP
6	945.174	40.49	46.00	-5.51	38.99	1.50	QP

Note:

1. All Readings below 1GHz are Quasi-Peak, above 1GHz are performed with peak and/or average measurements as necessary.
2. Measurement Level = Reading Level + Correct Factor.
3. Correct Factor = Antenna factor + Cable loss –Amplifier gain.
4. The emission levels of other frequencies are very lower than the limit and not show in test report.
5. No emission found between lowest internal used/generated frequency to 30MHz.

Product	:	Portable Computer
Test Item	:	General Radiated Emission Data
Test Mode	:	Mode 4 SISO A: Transmit (802.11n-40BW_15Mbps) (2442MHz)
Test Date	:	2021/01/18

Vertical

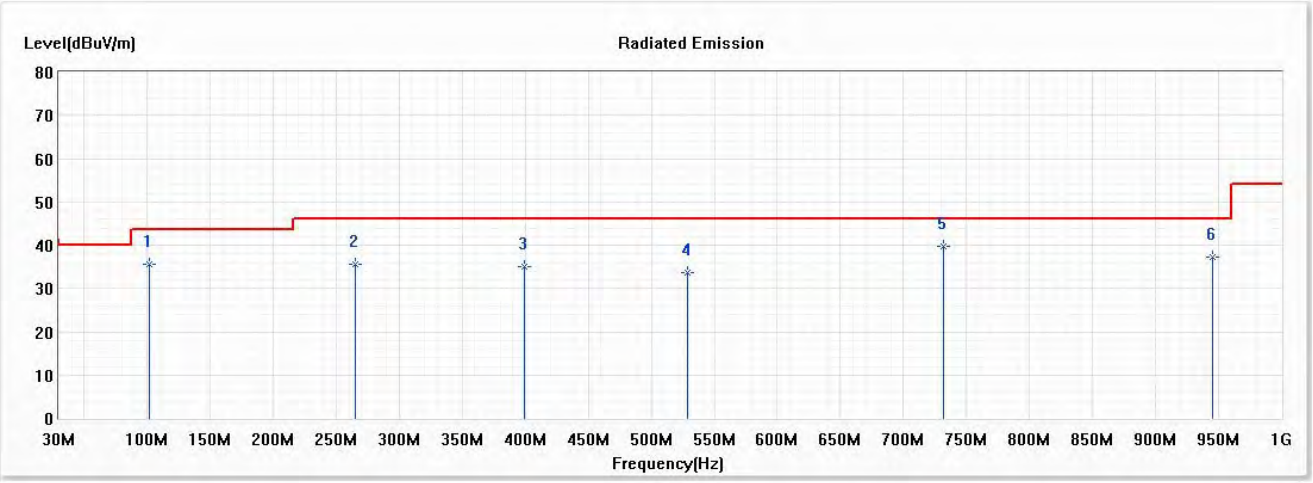

No	Frequency (MHz)	Emission Level (dBμV/m)	Limit (dBμV/m)	Margin (dB)	Reading Level (dBμV)	Correct Factor (dB)	Detector Type
1	101.696	35.69	43.50	-7.81	50.85	-15.16	QP
2	264.768	35.62	46.00	-10.38	46.57	-10.95	QP
3	399.725	34.97	46.00	-11.03	42.27	-7.30	QP
4	529.058	33.56	46.00	-12.44	38.31	-4.75	QP
* 5	731.493	39.63	46.00	-6.37	41.01	-1.38	QP
6	945.174	37.20	46.00	-8.80	35.70	1.50	QP

Note:

1. All Readings below 1GHz are Quasi-Peak, above 1GHz are performed with peak and/or average measurements as necessary.
2. Measurement Level = Reading Level + Correct Factor.
3. Correct Factor = Antenna factor + Cable loss –Amplifier gain.
4. The emission levels of other frequencies are very lower than the limit and not show in test report.
5. No emission found between lowest internal used/generated frequency to 30MHz.

Product	:	Portable Computer
Test Item	:	General Radiated Emission Data
Test Mode	:	Mode 9 SISO B: Transmit (802.11b_1Mbps) (2442MHz)
Test Date	:	2021/01/18

Horizontal

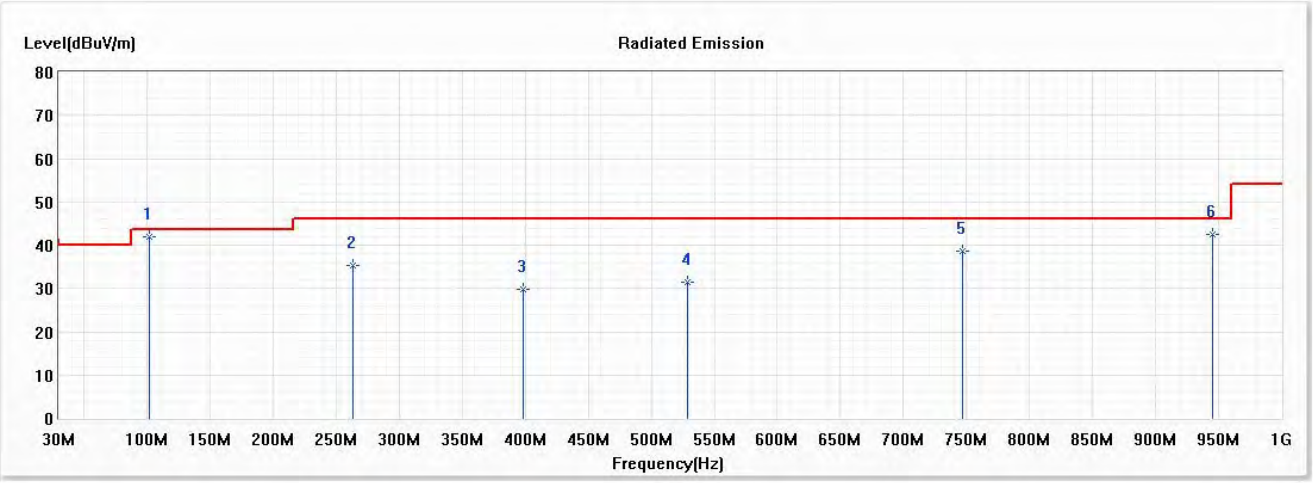

No	Frequency (MHz)	Emission Level (dBμV/m)	Limit (dBμV/m)	Margin (dB)	Reading Level (dBμV)	Correct Factor (dB)	Detector Type
* 1	101.696	41.81	43.50	-1.69	56.97	-15.16	QP
2	263.362	35.19	46.00	-10.81	46.21	-11.02	QP
3	398.319	29.77	46.00	-16.23	37.09	-7.32	QP
4	529.058	31.56	46.00	-14.44	36.31	-4.75	QP
5	746.957	38.61	46.00	-7.39	39.61	-1.00	QP
6	945.174	42.37	46.00	-3.63	40.87	1.50	QP

Note:

1. All Readings below 1GHz are Quasi-Peak, above 1GHz are performed with peak and/or average measurements as necessary.
2. Measurement Level = Reading Level + Correct Factor.
3. Correct Factor = Antenna factor + Cable loss –Amplifier gain.
4. The emission levels of other frequencies are very lower than the limit and not show in test report.
5. No emission found between lowest internal used/generated frequency to 30MHz.

Product : Portable Computer
Test Item : General Radiated Emission Data
Test Mode : Mode 9 SISO B: Transmit (802.11b_1Mbps) (2442MHz)
Test Date : 2021/01/18

Vertical

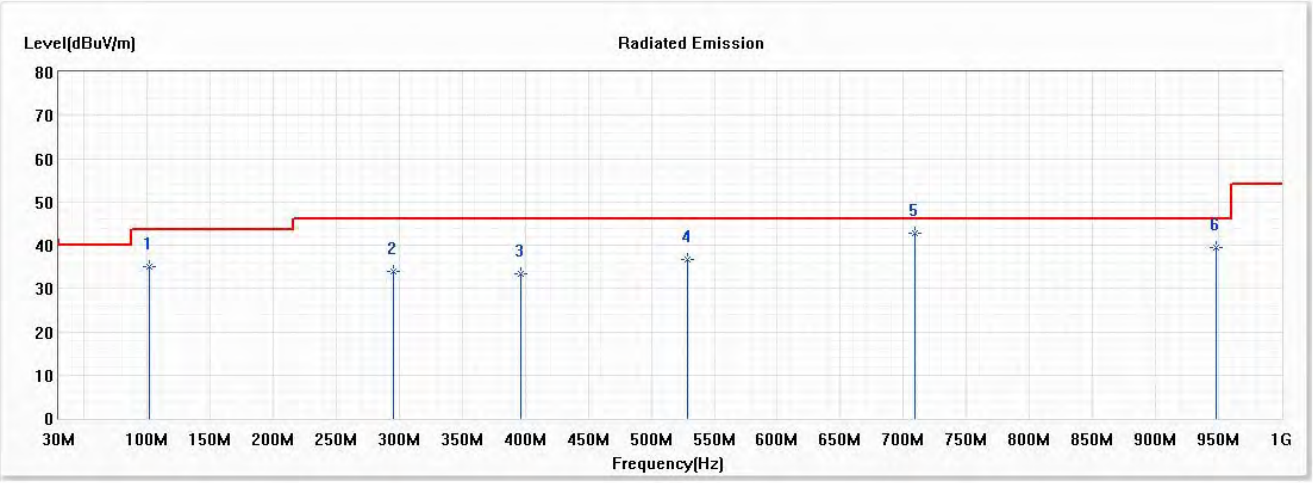

No	Frequency (MHz)	Emission Level (dBμV/m)	Limit (dBμV/m)	Margin (dB)	Reading Level (dBμV)	Correct Factor (dB)	Detector Type
1	101.696	35.01	43.50	-8.49	50.17	-15.16	QP
2	295.696	33.95	46.00	-12.05	43.79	-9.84	QP
3	396.913	33.49	46.00	-12.51	40.84	-7.35	QP
4	529.058	36.56	46.00	-9.44	41.31	-4.75	QP
* 5	709.000	42.64	46.00	-3.36	44.44	-1.80	QP
6	947.986	39.57	46.00	-6.43	38.00	1.57	QP

Note:

1. All Readings below 1GHz are Quasi-Peak, above 1GHz are performed with peak and/or average measurements as necessary.
2. Measurement Level = Reading Level + Correct Factor.
3. Correct Factor = Antenna factor + Cable loss –Amplifier gain.
4. The emission levels of other frequencies are very lower than the limit and not show in test report.
5. No emission found between lowest internal used/generated frequency to 30MHz.

Product : Portable Computer
Test Item : General Radiated Emission Data
Test Mode : Mode 10 SISO B: Transmit (802.11g_6Mbps) (2442MHz)
Test Date : 2021/01/18

Horizontal

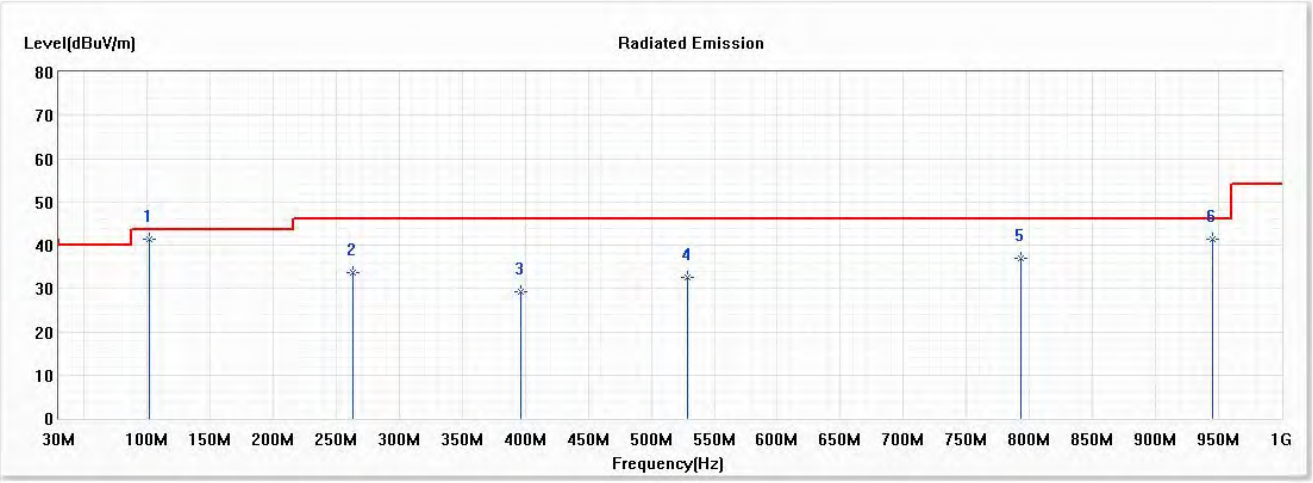

No	Frequency (MHz)	Emission Level (dBμV/m)	Limit (dBμV/m)	Margin (dB)	Reading Level (dBμV)	Correct Factor (dB)	Detector Type
* 1	101.696	41.47	43.50	-2.03	56.63	-15.16	QP
2	263.362	33.71	46.00	-12.29	44.73	-11.02	QP
3	396.913	29.20	46.00	-16.80	36.55	-7.35	QP
4	529.058	32.42	46.00	-13.58	37.17	-4.75	QP
5	793.348	36.92	46.00	-9.08	37.34	-0.42	QP
6	945.174	41.49	46.00	-4.51	39.99	1.50	QP

Note:

1. All Readings below 1GHz are Quasi-Peak, above 1GHz are performed with peak and/or average measurements as necessary.
2. Measurement Level = Reading Level + Correct Factor.
3. Correct Factor = Antenna factor + Cable loss –Amplifier gain.
4. The emission levels of other frequencies are very lower than the limit and not show in test report.
5. No emission found between lowest internal used/generated frequency to 30MHz.

Product : Portable Computer
Test Item : General Radiated Emission Data
Test Mode : Mode 10 SISO B: Transmit (802.11g_6Mbps) (2442MHz)
Test Date : 2021/01/18

Vertical

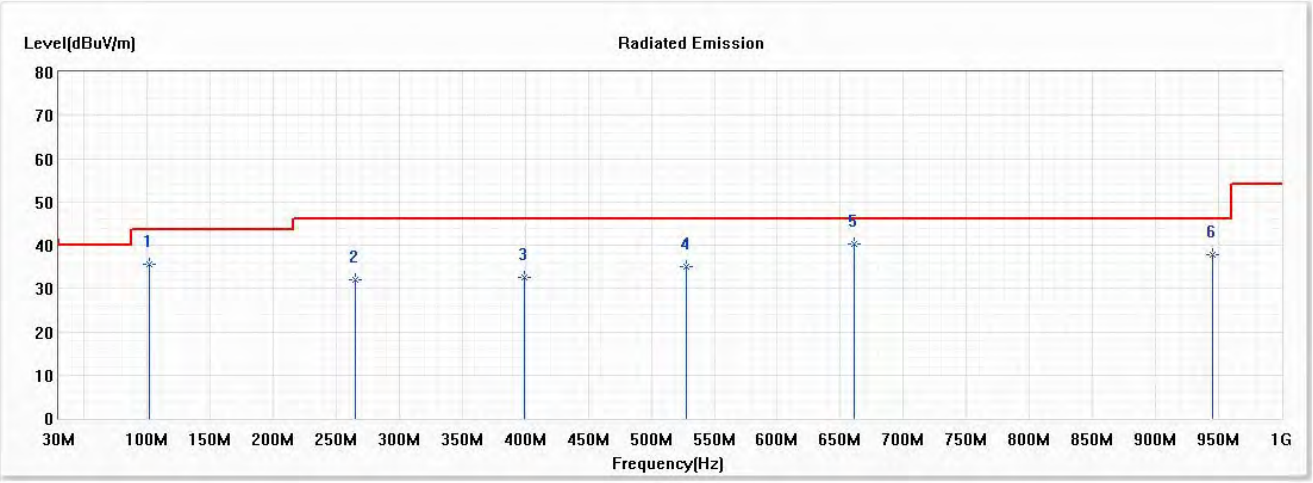

No	Frequency (MHz)	Emission Level (dBμV/m)	Limit (dBμV/m)	Margin (dB)	Reading Level (dBμV)	Correct Factor (dB)	Detector Type
1	101.696	35.67	43.50	-7.83	50.83	-15.16	QP
2	264.768	31.89	46.00	-14.11	42.84	-10.95	QP
3	399.725	32.67	46.00	-13.33	39.97	-7.30	QP
4	527.652	35.13	46.00	-10.87	39.88	-4.75	QP
* 5	661.203	40.35	46.00	-5.65	42.88	-2.53	QP
6	945.174	37.93	46.00	-8.07	36.43	1.50	QP

Note:

1. All Readings below 1GHz are Quasi-Peak, above 1GHz are performed with peak and/or average measurements as necessary.
2. Measurement Level = Reading Level + Correct Factor.
3. Correct Factor = Antenna factor + Cable loss –Amplifier gain.
4. The emission levels of other frequencies are very lower than the limit and not show in test report.
5. No emission found between lowest internal used/generated frequency to 30MHz.

Product	:	Portable Computer
Test Item	:	General Radiated Emission Data
Test Mode	:	Mode 11 SISO B: Transmit (802.11n-20BW_7.2Mbps) (2442MHz)
Test Date	:	2021/01/18

Horizontal

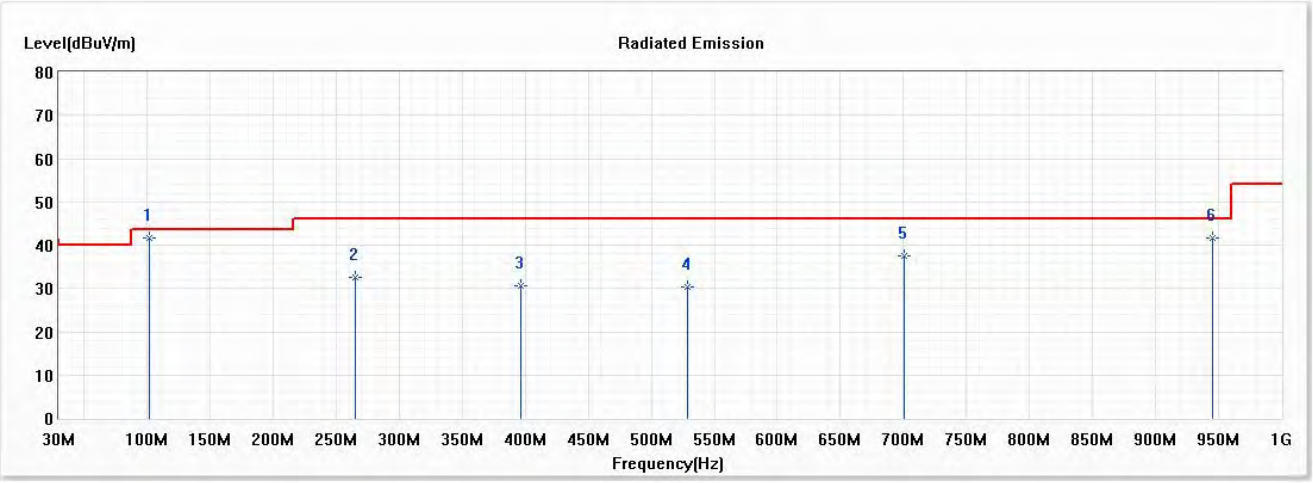

No	Frequency (MHz)	Emission Level (dBμV/m)	Limit (dBμV/m)	Margin (dB)	Reading Level (dBμV)	Correct Factor (dB)	Detector Type
* 1	101.696	41.64	43.50	-1.86	56.80	-15.16	QP
2	264.768	32.48	46.00	-13.52	43.43	-10.95	QP
3	396.913	30.66	46.00	-15.34	38.01	-7.35	QP
4	529.058	30.45	46.00	-15.55	35.20	-4.75	QP
5	700.565	37.39	46.00	-8.61	39.45	-2.06	QP
6	945.174	41.79	46.00	-4.21	40.29	1.50	QP

Note:

1. All Readings below 1GHz are Quasi-Peak, above 1GHz are performed with peak and/or average measurements as necessary.
2. Measurement Level = Reading Level + Correct Factor.
3. Correct Factor = Antenna factor + Cable loss –Amplifier gain.
4. The emission levels of other frequencies are very lower than the limit and not show in test report.
5. No emission found between lowest internal used/generated frequency to 30MHz.

Product	:	Portable Computer
Test Item	:	General Radiated Emission Data
Test Mode	:	Mode 11 SISO B: Transmit (802.11n-20BW_7.2Mbps) (2442MHz)
Test Date	:	2021/01/18

Vertical

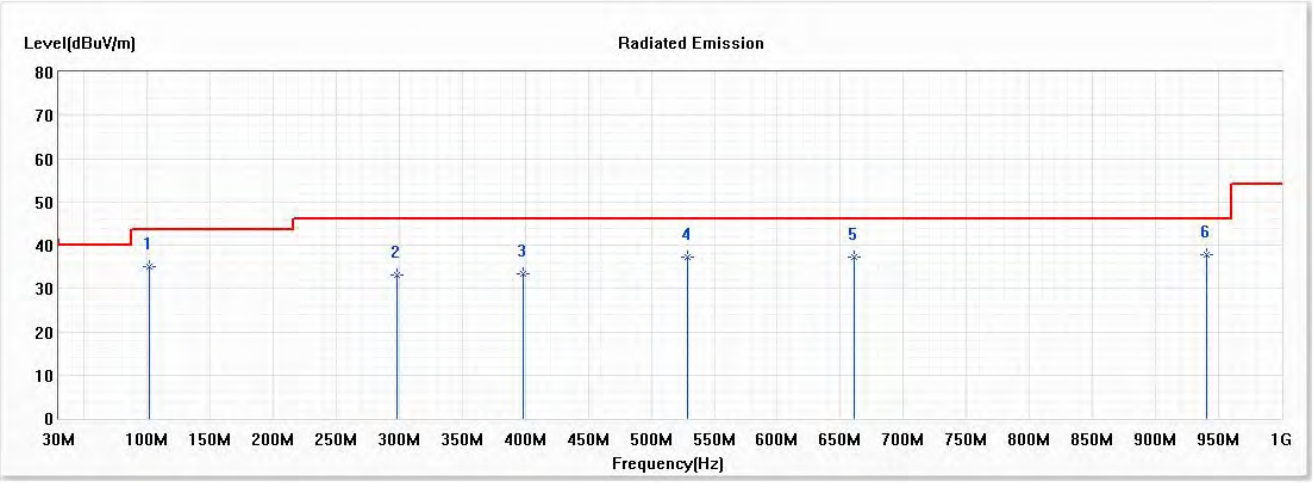

No	Frequency (MHz)	Emission Level (dBμV/m)	Limit (dBμV/m)	Margin (dB)	Reading Level (dBμV)	Correct Factor (dB)	Detector Type
1	101.696	34.96	43.50	-8.54	50.12	-15.16	QP
2	298.507	33.18	46.00	-12.82	42.95	-9.77	QP
3	398.319	33.29	46.00	-12.71	40.61	-7.32	QP
4	529.058	37.25	46.00	-8.75	42.00	-4.75	QP
5	661.203	37.13	46.00	-8.87	39.66	-2.53	QP
* 6	940.957	37.86	46.00	-8.14	36.45	1.41	QP

Note:

1. All Readings below 1GHz are Quasi-Peak, above 1GHz are performed with peak and/or average measurements as necessary.
2. Measurement Level = Reading Level + Correct Factor.
3. Correct Factor = Antenna factor + Cable loss –Amplifier gain.
4. The emission levels of other frequencies are very lower than the limit and not show in test report.
5. No emission found between lowest internal used/generated frequency to 30MHz.

Product	:	Portable Computer
Test Item	:	General Radiated Emission Data
Test Mode	:	Mode 12 SISO B: Transmit (802.11n-40BW_15Mbps) (2442MHz)
Test Date	:	2021/01/18

Horizontal

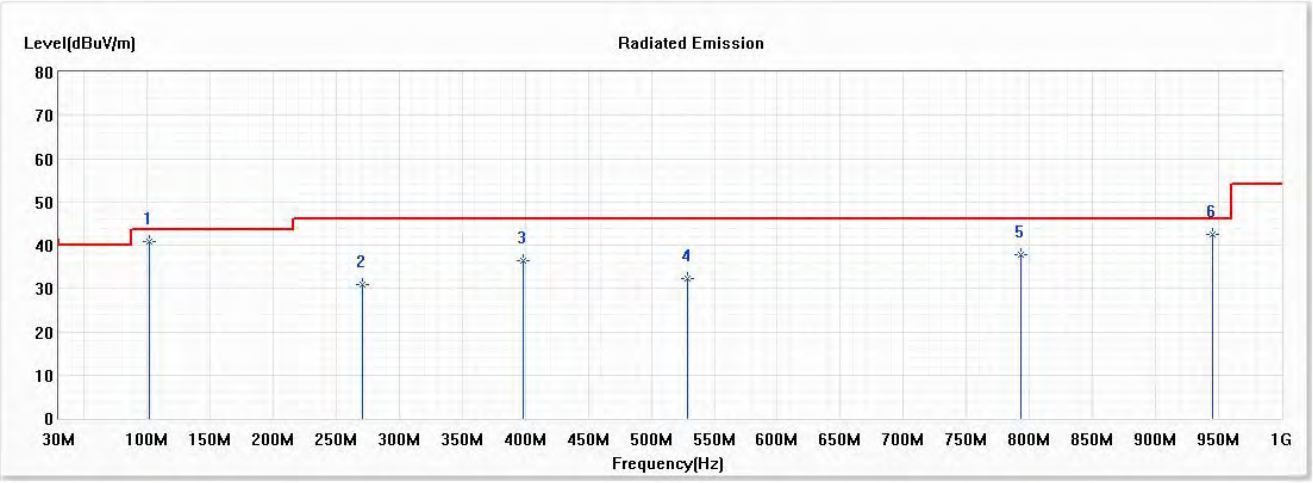

No	Frequency (MHz)	Emission Level (dBμV/m)	Limit (dBμV/m)	Margin (dB)	Reading Level (dBμV)	Correct Factor (dB)	Detector Type
* 1	101.696	40.93	43.50	-2.57	56.09	-15.16	QP
2	270.391	30.83	46.00	-15.17	41.53	-10.70	QP
3	398.319	36.34	46.00	-9.66	43.66	-7.32	QP
4	529.058	32.20	46.00	-13.80	36.95	-4.75	QP
5	793.348	37.73	46.00	-8.27	38.15	-0.42	QP
6	945.174	42.38	46.00	-3.62	40.88	1.50	QP

Note:

1. All Readings below 1GHz are Quasi-Peak, above 1GHz are performed with peak and/or average measurements as necessary.
2. Measurement Level = Reading Level + Correct Factor.
3. Correct Factor = Antenna factor + Cable loss –Amplifier gain.
4. The emission levels of other frequencies are very lower than the limit and not show in test report.
5. No emission found between lowest internal used/generated frequency to 30MHz.

Product	:	Portable Computer
Test Item	:	General Radiated Emission Data
Test Mode	:	Mode 12 SISO B: Transmit (802.11n-40BW_15Mbps) (2442MHz)
Test Date	:	2021/01/18

Vertical

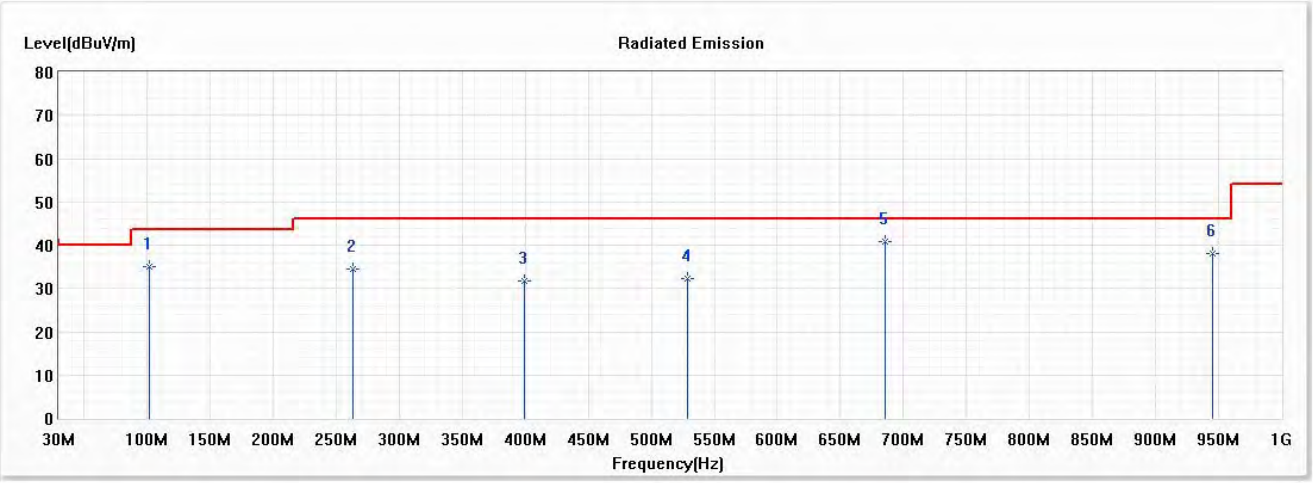

No	Frequency (MHz)	Emission Level (dBμV/m)	Limit (dBμV/m)	Margin (dB)	Reading Level (dBμV)	Correct Factor (dB)	Detector Type
1	101.696	35.16	43.50	-8.34	50.32	-15.16	QP
2	263.362	34.56	46.00	-11.44	45.58	-11.02	QP
3	399.725	31.78	46.00	-14.22	39.08	-7.30	QP
4	529.058	32.27	46.00	-13.73	37.02	-4.75	QP
* 5	685.101	40.70	46.00	-5.30	42.89	-2.19	QP
6	945.174	38.16	46.00	-7.84	36.66	1.50	QP

Note:

1. All Readings below 1GHz are Quasi-Peak, above 1GHz are performed with peak and/or average measurements as necessary.
2. Measurement Level = Reading Level + Correct Factor.
3. Correct Factor = Antenna factor + Cable loss –Amplifier gain.
4. The emission levels of other frequencies are very lower than the limit and not show in test report.
5. No emission found between lowest internal used/generated frequency to 30MHz.

Product	:	Portable Computer
Test Item	:	General Radiated Emission Data
Test Mode	:	Mode 17 MIMO: Transmit (802.11n-20BW_14.4Mbps) (2442MHz)
Test Date	:	2021/01/18

Horizontal

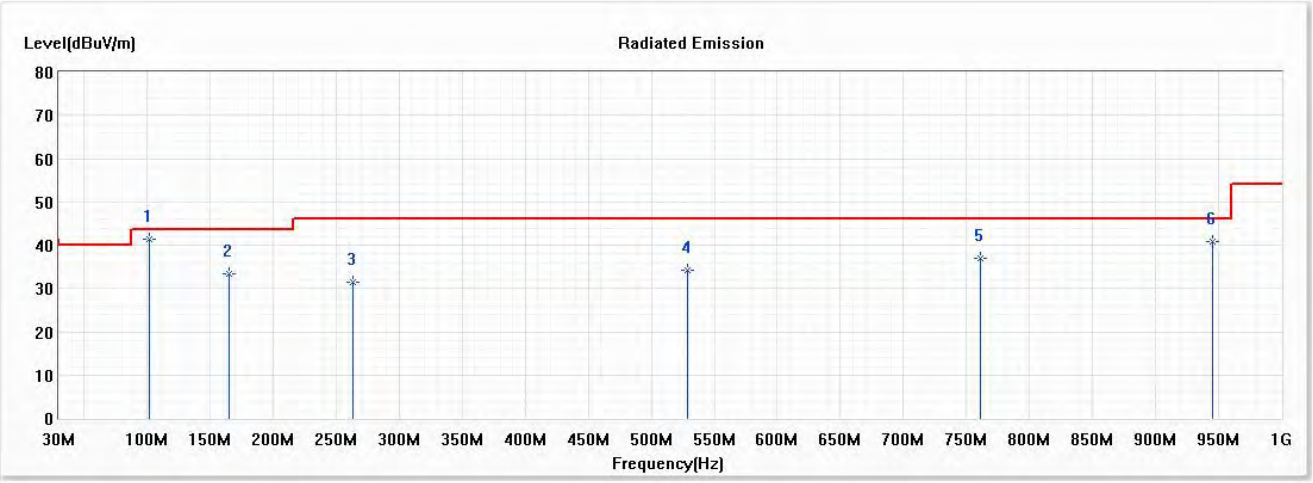

No	Frequency (MHz)	Emission Level (dBμV/m)	Limit (dBμV/m)	Margin (dB)	Reading Level (dBμV)	Correct Factor (dB)	Detector Type
* 1	101.696	41.34	43.50	-2.16	56.50	-15.16	QP
2	164.957	33.29	43.50	-10.21	43.63	-10.34	QP
3	263.362	31.42	46.00	-14.58	42.44	-11.02	QP
4	529.058	34.13	46.00	-11.87	38.88	-4.75	QP
5	761.014	36.86	46.00	-9.14	37.70	-0.84	QP
6	945.174	40.76	46.00	-5.24	39.26	1.50	QP

Note:

1. All Readings below 1GHz are Quasi-Peak, above 1GHz are performed with peak and/or average measurements as necessary.
2. Measurement Level = Reading Level + Correct Factor.
3. Correct Factor = Antenna factor + Cable loss –Amplifier gain.
4. The emission levels of other frequencies are very lower than the limit and not show in test report.
5. No emission found between lowest internal used/generated frequency to 30MHz.

Product	:	Portable Computer
Test Item	:	General Radiated Emission Data
Test Mode	:	Mode 17 MIMO: Transmit (802.11n-20BW_14.4Mbps) (2442MHz)
Test Date	:	2021/01/18

Vertical

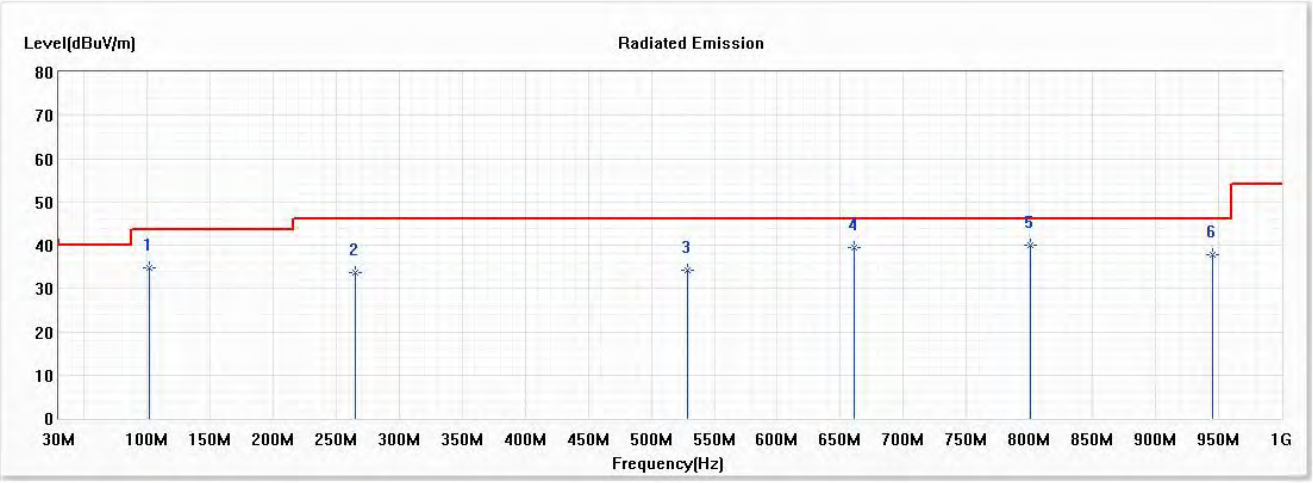

No	Frequency (MHz)	Emission Level (dBμV/m)	Limit (dBμV/m)	Margin (dB)	Reading Level (dBμV)	Correct Factor (dB)	Detector Type
1	101.696	34.87	43.50	-8.63	50.03	-15.16	QP
2	264.768	33.79	46.00	-12.21	44.74	-10.95	QP
3	529.058	34.07	46.00	-11.93	38.82	-4.75	QP
4	661.203	39.57	46.00	-6.43	42.10	-2.53	QP
* 5	800.377	40.13	46.00	-5.87	40.50	-0.37	QP
6	945.174	37.70	46.00	-8.30	36.20	1.50	QP

Note:

1. All Readings below 1GHz are Quasi-Peak, above 1GHz are performed with peak and/or average measurements as necessary.
2. Measurement Level = Reading Level + Correct Factor.
3. Correct Factor = Antenna factor + Cable loss –Amplifier gain.
4. The emission levels of other frequencies are very lower than the limit and not show in test report.
5. No emission found between lowest internal used/generated frequency to 30MHz.

Product : Portable Computer
Test Item : General Radiated Emission Data
Test Mode : Mode 18 MIMO: Transmit (802.11n-40BW_30Mbps) (2442MHz)
Test Date : 2021/01/18

Horizontal

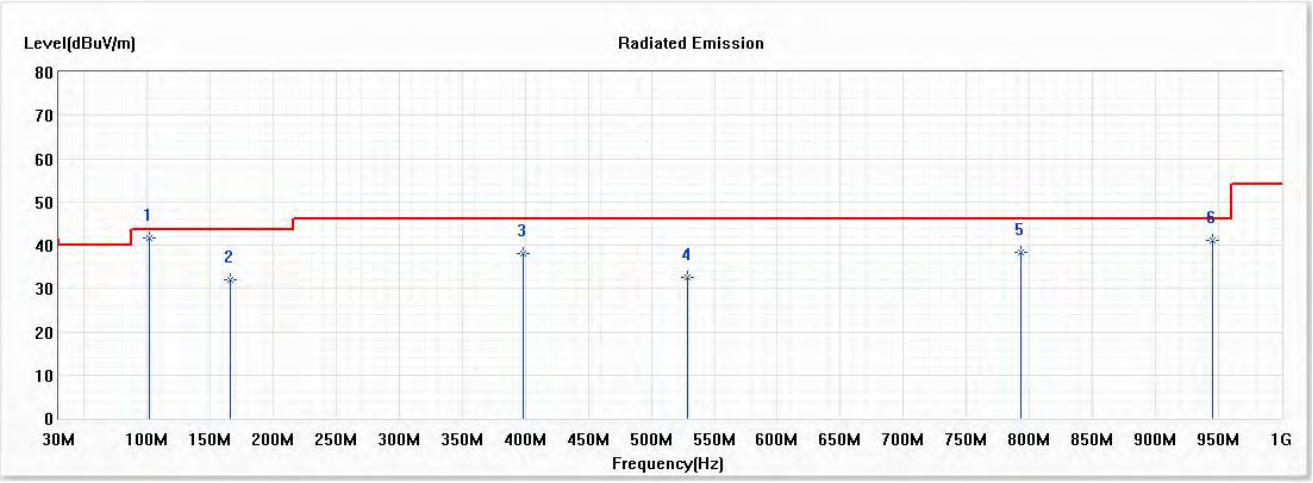

No	Frequency (MHz)	Emission Level (dBμV/m)	Limit (dBμV/m)	Margin (dB)	Reading Level (dBμV)	Correct Factor (dB)	Detector Type
* 1	101.696	41.63	43.50	-1.87	56.79	-15.16	QP
2	166.362	31.93	43.50	-11.57	42.26	-10.33	QP
3	398.319	38.18	46.00	-7.82	45.50	-7.32	QP
4	529.058	32.65	46.00	-13.35	37.40	-4.75	QP
5	793.348	38.34	46.00	-7.66	38.76	-0.42	QP
6	945.174	40.97	46.00	-5.03	39.47	1.50	QP

Note:

1. All Readings below 1GHz are Quasi-Peak, above 1GHz are performed with peak and/or average measurements as necessary.
2. Measurement Level = Reading Level + Correct Factor.
3. Correct Factor = Antenna factor + Cable loss –Amplifier gain.
4. The emission levels of other frequencies are very lower than the limit and not show in test report.
5. No emission found between lowest internal used/generated frequency to 30MHz.

Product : Portable Computer
Test Item : General Radiated Emission Data
Test Mode : Mode 18 MIMO: Transmit (802.11n-40BW_30Mbps) (2442MHz)
Test Date : 2021/01/18

Vertical

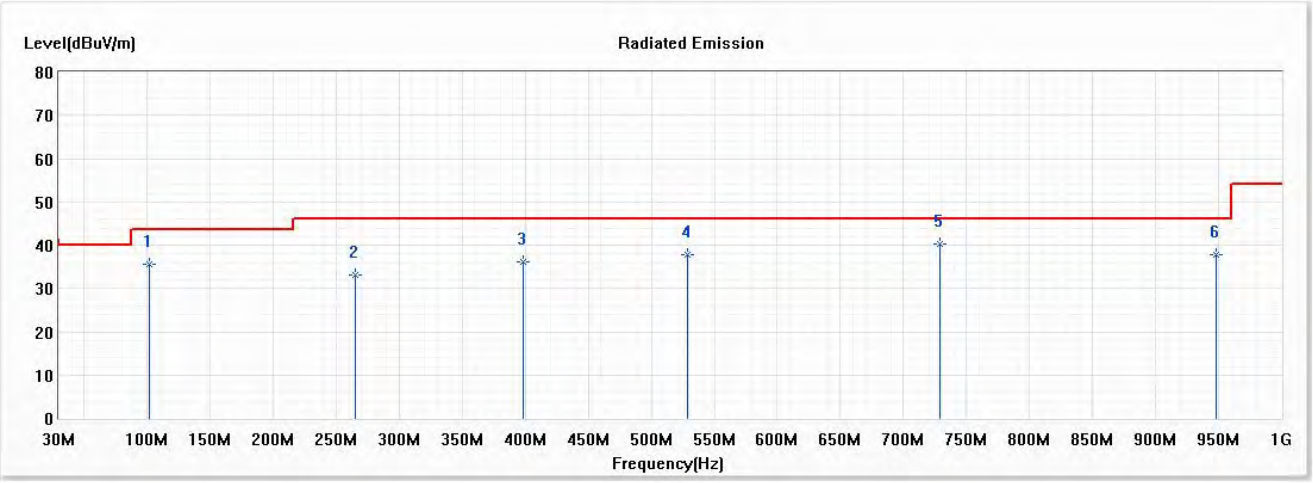

No	Frequency (MHz)	Emission Level (dBμV/m)	Limit (dBμV/m)	Margin (dB)	Reading Level (dBμV)	Correct Factor (dB)	Detector Type
1	101.696	35.57	43.50	-7.93	50.73	-15.16	QP
2	264.768	32.97	46.00	-13.03	43.92	-10.95	QP
3	398.319	36.03	46.00	-9.97	43.35	-7.32	QP
4	529.058	37.90	46.00	-8.10	42.65	-4.75	QP
* 5	728.681	40.20	46.00	-5.80	41.65	-1.45	QP
6	947.986	37.89	46.00	-8.11	36.32	1.57	QP

Note:

1. All Readings below 1GHz are Quasi-Peak, above 1GHz are performed with peak and/or average measurements as necessary.
2. Measurement Level = Reading Level + Correct Factor.
3. Correct Factor = Antenna factor + Cable loss –Amplifier gain.
4. The emission levels of other frequencies are very lower than the limit and not show in test report.
5. No emission found between lowest internal used/generated frequency to 30MHz.

Product : Portable Computer
Test Item : General Radiated Emission Data
Test Mode : Mode 5 SISO A: Transmit (802.11ax-20BW_8.6Mbps) (2442MHz)
Test Date : 2021/01/18

Horizontal

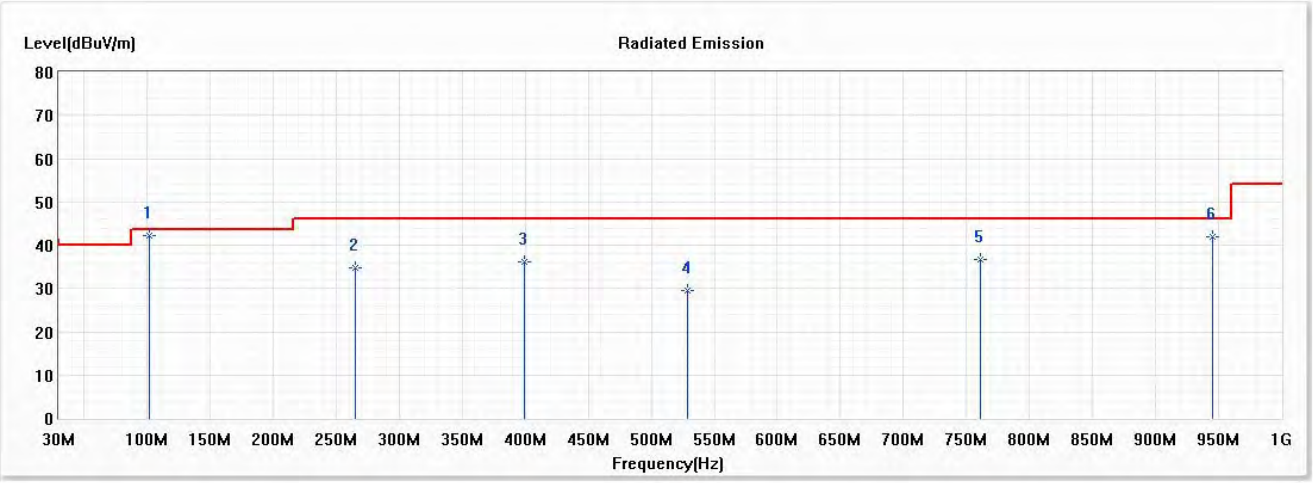

No	Frequency (MHz)	Emission Level (dBμV/m)	Limit (dBμV/m)	Margin (dB)	Reading Level (dBμV)	Correct Factor (dB)	Detector Type
* 1	101.696	42.14	43.50	-1.36	57.30	-15.16	QP
2	264.768	34.78	46.00	-11.22	45.73	-10.95	QP
3	399.725	36.08	46.00	-9.92	43.38	-7.30	QP
4	529.058	29.47	46.00	-16.53	34.22	-4.75	QP
5	761.014	36.72	46.00	-9.28	37.56	-0.84	QP
6	945.174	42.06	46.00	-3.94	40.56	1.50	QP

Note:

1. All Readings below 1GHz are Quasi-Peak, above 1GHz are performed with peak and/or average measurements as necessary.
2. Measurement Level = Reading Level + Correct Factor.
3. Correct Factor = Antenna factor + Cable loss –Amplifier gain.
4. The emission levels of other frequencies are very lower than the limit and not show in test report.
5. No emission found between lowest internal used/generated frequency to 30MHz.

Product	:	Portable Computer
Test Item	:	General Radiated Emission Data
Test Mode	:	Mode 5 SISO A: Transmit (802.11ax-20BW_8.6Mbps) (2442MHz)
Test Date	:	2021/01/18

Vertical

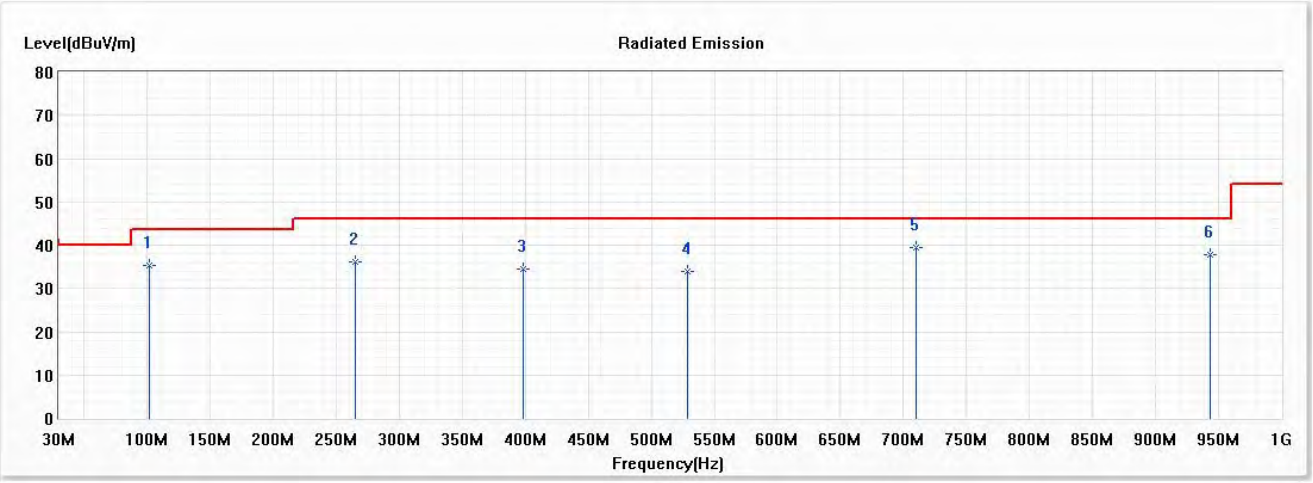

No	Frequency (MHz)	Emission Level (dBμV/m)	Limit (dBμV/m)	Margin (dB)	Reading Level (dBμV)	Correct Factor (dB)	Detector Type
1	101.696	35.40	43.50	-8.10	50.56	-15.16	QP
2	264.768	36.03	46.00	-9.97	46.98	-10.95	QP
3	398.319	34.36	46.00	-11.64	41.68	-7.32	QP
4	529.058	33.99	46.00	-12.01	38.74	-4.75	QP
* 5	710.406	39.50	46.00	-6.50	41.24	-1.74	QP
6	943.768	37.83	46.00	-8.17	36.35	1.48	QP

Note:

1. All Readings below 1GHz are Quasi-Peak, above 1GHz are performed with peak and/or average measurements as necessary.
2. Measurement Level = Reading Level + Correct Factor.
3. Correct Factor = Antenna factor + Cable loss –Amplifier gain.
4. The emission levels of other frequencies are very lower than the limit and not show in test report.
5. No emission found between lowest internal used/generated frequency to 30MHz.

Product	:	Portable Computer
Test Item	:	General Radiated Emission Data
Test Mode	:	Mode 6 SISO A: Transmit (802.11ax-40BW_17.2Mbps) (2442MHz)
Test Date	:	2021/01/18

Horizontal

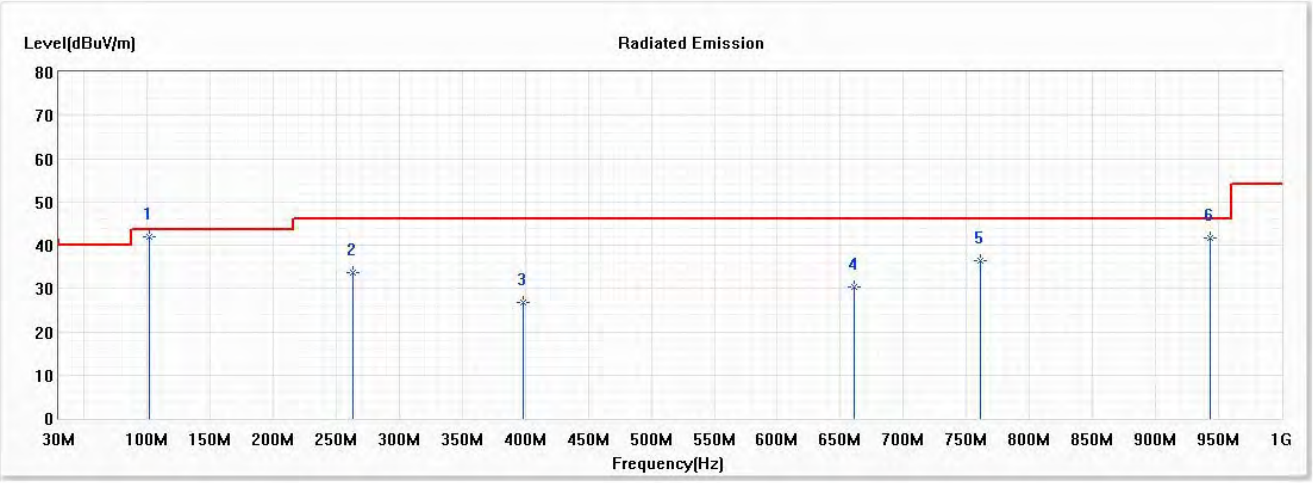

No	Frequency (MHz)	Emission Level (dBμV/m)	Limit (dBμV/m)	Margin (dB)	Reading Level (dBμV)	Correct Factor (dB)	Detector Type
* 1	101.696	41.84	43.50	-1.66	57.00	-15.16	QP
2	263.362	33.70	46.00	-12.30	44.72	-11.02	QP
3	398.319	26.76	46.00	-19.24	34.08	-7.32	QP
4	661.203	30.28	46.00	-15.72	32.81	-2.53	QP
5	761.014	36.38	46.00	-9.62	37.22	-0.84	QP
6	943.768	41.73	46.00	-4.27	40.25	1.48	QP

Note:

1. All Readings below 1GHz are Quasi-Peak, above 1GHz are performed with peak and/or average measurements as necessary.
2. Measurement Level = Reading Level + Correct Factor.
3. Correct Factor = Antenna factor + Cable loss –Amplifier gain.
4. The emission levels of other frequencies are very lower than the limit and not show in test report.
5. No emission found between lowest internal used/generated frequency to 30MHz.

Product	:	Portable Computer
Test Item	:	General Radiated Emission Data
Test Mode	:	Mode 6 SISO A: Transmit (802.11ax-40BW_17.2Mbps) (2442MHz)
Test Date	:	2021/01/18

Vertical

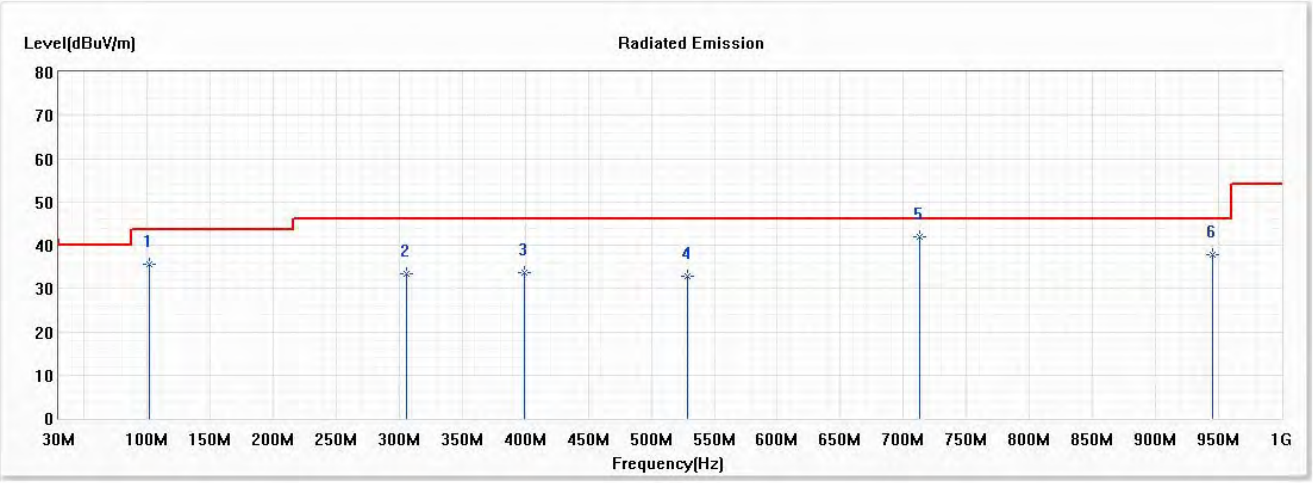

No	Frequency (MHz)	Emission Level (dBμV/m)	Limit (dBμV/m)	Margin (dB)	Reading Level (dBμV)	Correct Factor (dB)	Detector Type
1	101.696	35.70	43.50	-7.80	50.86	-15.16	QP
2	305.536	33.45	46.00	-12.55	43.06	-9.61	QP
3	399.725	33.79	46.00	-12.21	41.09	-7.30	QP
4	529.058	32.82	46.00	-13.18	37.57	-4.75	QP
* 5	713.217	42.06	46.00	-3.94	43.74	-1.68	QP
6	945.174	37.86	46.00	-8.14	36.36	1.50	QP

Note:

1. All Readings below 1GHz are Quasi-Peak, above 1GHz are performed with peak and/or average measurements as necessary.
2. Measurement Level = Reading Level + Correct Factor.
3. Correct Factor = Antenna factor + Cable loss –Amplifier gain.
4. The emission levels of other frequencies are very lower than the limit and not show in test report.
5. No emission found between lowest internal used/generated frequency to 30MHz.

Product	:	Portable Computer
Test Item	:	General Radiated Emission Data
Test Mode	:	Mode 13 SISO B: Transmit (802.11ax-20BW_8.6Mbps) (2442MHz)
Test Date	:	2021/01/18

Horizontal

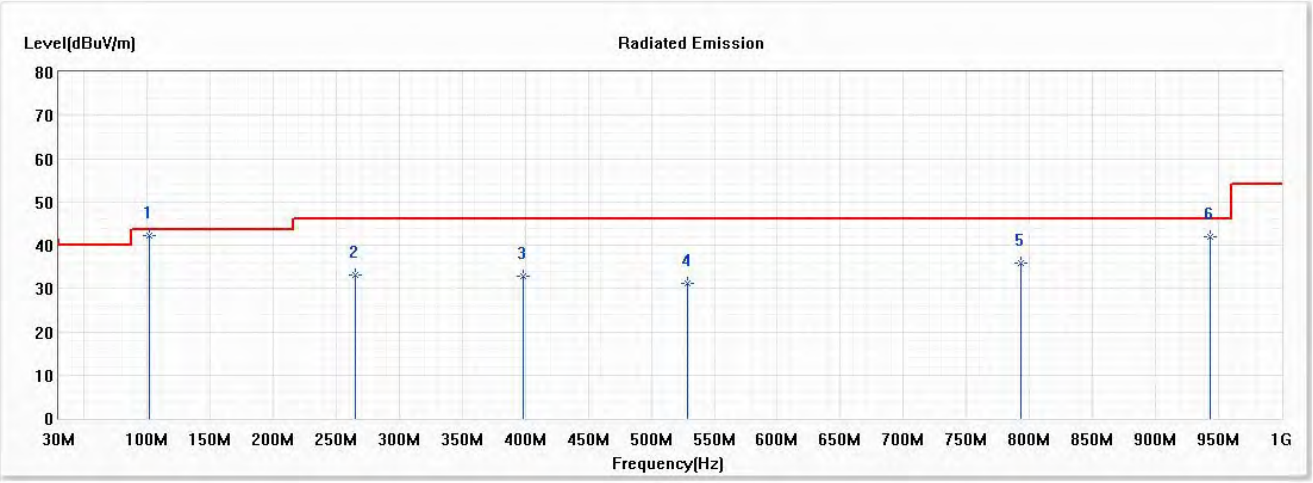

No	Frequency (MHz)	Emission Level (dBμV/m)	Limit (dBμV/m)	Margin (dB)	Reading Level (dBμV)	Correct Factor (dB)	Detector Type
* 1	101.696	42.13	43.50	-1.37	57.29	-15.16	QP
2	264.768	33.08	46.00	-12.92	44.03	-10.95	QP
3	398.319	32.96	46.00	-13.04	40.28	-7.32	QP
4	529.058	31.08	46.00	-14.92	35.83	-4.75	QP
5	793.348	35.90	46.00	-10.10	36.32	-0.42	QP
6	943.768	41.96	46.00	-4.04	40.48	1.48	QP

Note:

1. All Readings below 1GHz are Quasi-Peak, above 1GHz are performed with peak and/or average measurements as necessary.
2. Measurement Level = Reading Level + Correct Factor.
3. Correct Factor = Antenna factor + Cable loss –Amplifier gain.
4. The emission levels of other frequencies are very lower than the limit and not show in test report.
5. No emission found between lowest internal used/generated frequency to 30MHz.

Product : Portable Computer
Test Item : General Radiated Emission Data
Test Mode : Mode 13 SISO B: Transmit (802.11ax-20BW_8.6Mbps) (2442MHz)
Test Date : 2021/01/18

Vertical

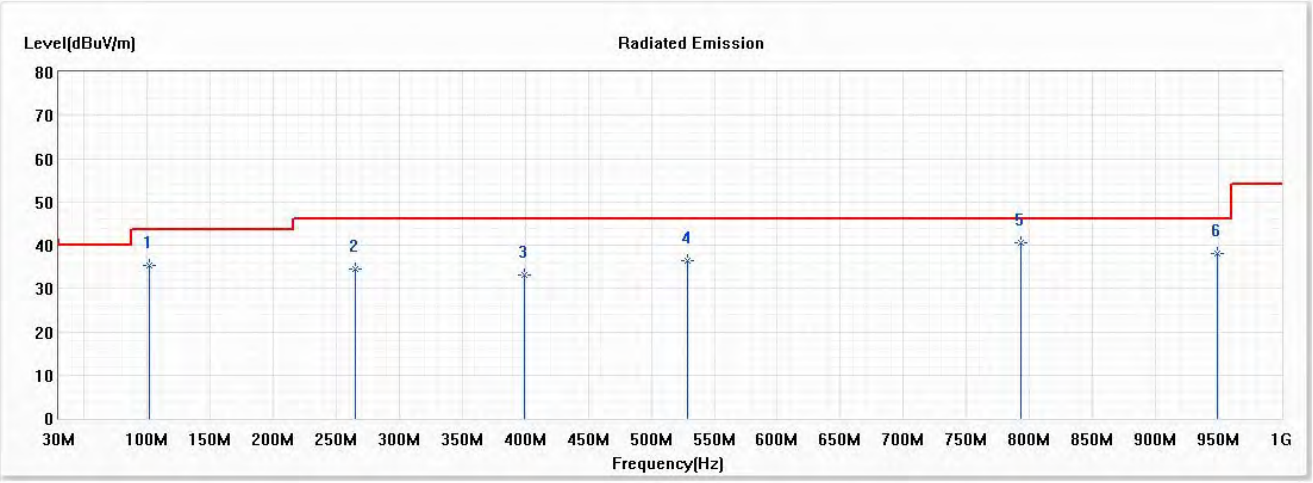

No	Frequency (MHz)	Emission Level (dBμV/m)	Limit (dBμV/m)	Margin (dB)	Reading Level (dBμV)	Correct Factor (dB)	Detector Type
1	101.696	35.38	43.50	-8.12	50.54	-15.16	QP
2	264.768	34.47	46.00	-11.53	45.42	-10.95	QP
3	399.725	33.16	46.00	-12.84	40.46	-7.30	QP
4	529.058	36.28	46.00	-9.72	41.03	-4.75	QP
* 5	793.348	40.51	46.00	-5.49	40.93	-0.42	QP
6	949.391	37.98	46.00	-8.02	36.37	1.61	QP

Note:

1. All Readings below 1GHz are Quasi-Peak, above 1GHz are performed with peak and/or average measurements as necessary.
2. Measurement Level = Reading Level + Correct Factor.
3. Correct Factor = Antenna factor + Cable loss –Amplifier gain.
4. The emission levels of other frequencies are very lower than the limit and not show in test report.
5. No emission found between lowest internal used/generated frequency to 30MHz.

Product	:	Portable Computer
Test Item	:	General Radiated Emission Data
Test Mode	:	Mode 14 SISO B: Transmit (802.11ax-40BW_17.2Mbps) (2442MHz)
Test Date	:	2021/01/18

Horizontal

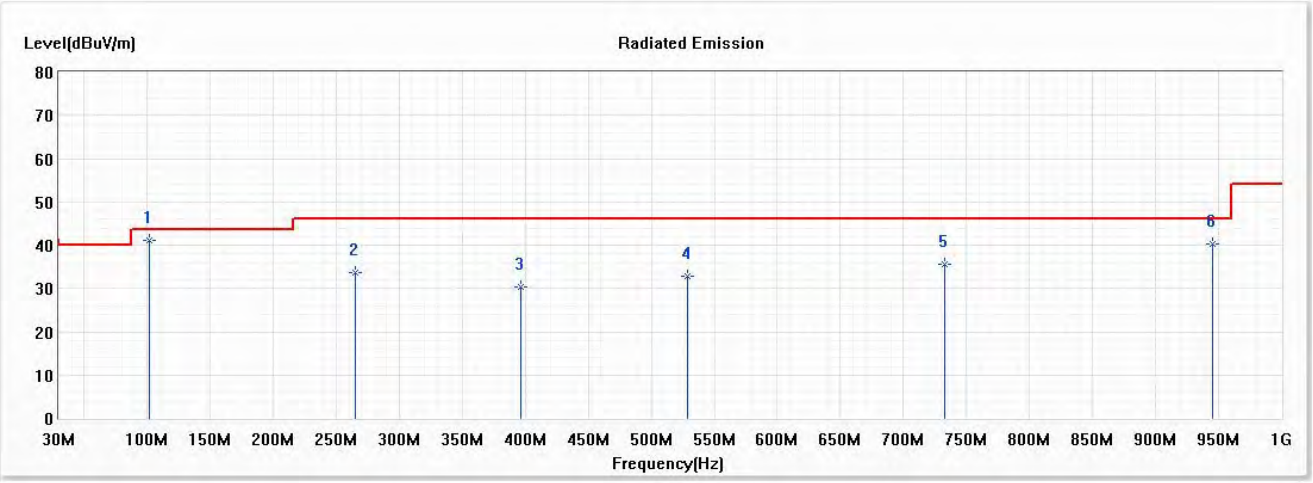

No	Frequency (MHz)	Emission Level (dBμV/m)	Limit (dBμV/m)	Margin (dB)	Reading Level (dBμV)	Correct Factor (dB)	Detector Type
* 1	101.696	41.02	43.50	-2.48	56.18	-15.16	QP
2	264.768	33.66	46.00	-12.34	44.61	-10.95	QP
3	396.913	30.31	46.00	-15.69	37.66	-7.35	QP
4	529.058	32.93	46.00	-13.07	37.68	-4.75	QP
5	732.899	35.51	46.00	-10.49	36.85	-1.34	QP
6	945.174	40.41	46.00	-5.59	38.91	1.50	QP

Note:

1. All Readings below 1GHz are Quasi-Peak, above 1GHz are performed with peak and/or average measurements as necessary.
2. Measurement Level = Reading Level + Correct Factor.
3. Correct Factor = Antenna factor + Cable loss –Amplifier gain.
4. The emission levels of other frequencies are very lower than the limit and not show in test report.
5. No emission found between lowest internal used/generated frequency to 30MHz.

Product	:	Portable Computer
Test Item	:	General Radiated Emission Data
Test Mode	:	Mode 14 SISO B: Transmit (802.11ax-40BW_17.2Mbps) (2442MHz)
Test Date	:	2021/01/18

Vertical

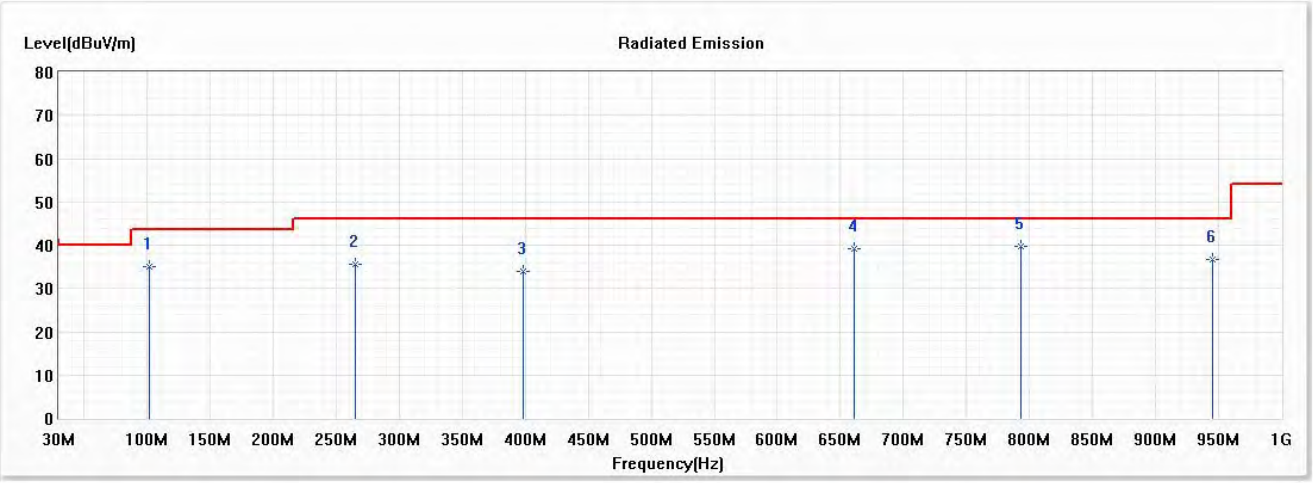

No	Frequency (MHz)	Emission Level (dBμV/m)	Limit (dBμV/m)	Margin (dB)	Reading Level (dBμV)	Correct Factor (dB)	Detector Type
1	101.696	35.04	43.50	-8.46	50.20	-15.16	QP
2	264.768	35.57	46.00	-10.43	46.52	-10.95	QP
3	398.319	33.85	46.00	-12.15	41.17	-7.32	QP
4	661.203	39.26	46.00	-6.74	41.79	-2.53	QP
* 5	793.348	39.79	46.00	-6.21	40.21	-0.42	QP
6	945.174	36.74	46.00	-9.26	35.24	1.50	QP

Note:

1. All Readings below 1GHz are Quasi-Peak, above 1GHz are performed with peak and/or average measurements as necessary.
2. Measurement Level = Reading Level + Correct Factor.
3. Correct Factor = Antenna factor + Cable loss –Amplifier gain.
4. The emission levels of other frequencies are very lower than the limit and not show in test report.
5. No emission found between lowest internal used/generated frequency to 30MHz.

Product	:	Portable Computer
Test Item	:	General Radiated Emission Data
Test Mode	:	Mode 19 MIMO: Transmit (802.11ax-20BW_17.2Mbps) (2442MHz)
Test Date	:	2021/01/18

Horizontal

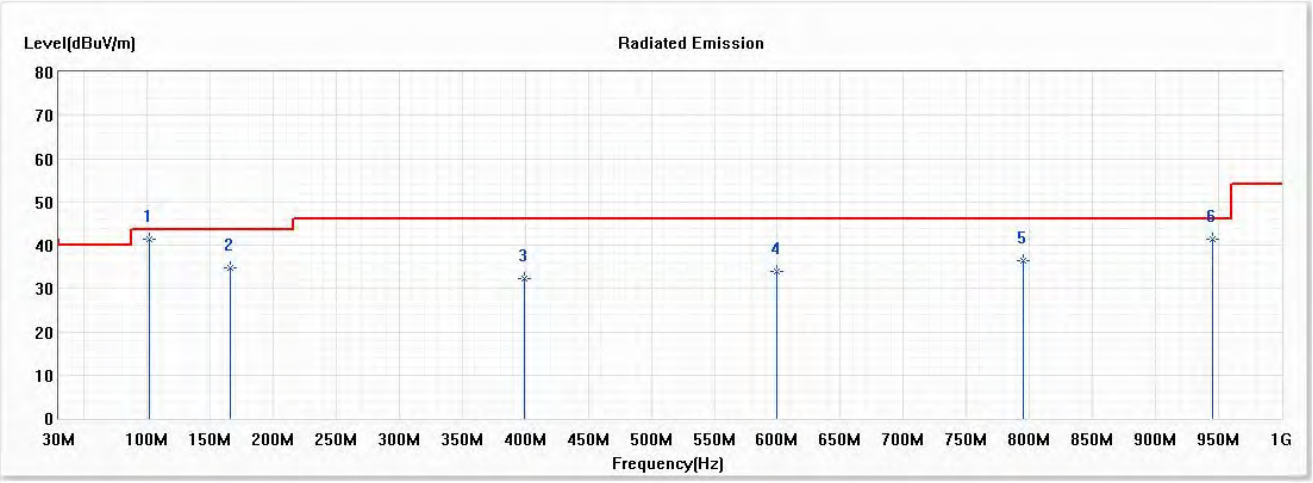

No	Frequency (MHz)	Emission Level (dBμV/m)	Limit (dBμV/m)	Margin (dB)	Reading Level (dBμV)	Correct Factor (dB)	Detector Type
* 1	101.696	41.25	43.50	-2.25	56.41	-15.16	QP
2	166.362	34.80	43.50	-8.70	45.13	-10.33	QP
3	399.725	32.38	46.00	-13.62	39.68	-7.30	QP
4	599.348	33.88	46.00	-12.12	37.07	-3.19	QP
5	794.754	36.43	46.00	-9.57	36.82	-0.39	QP
6	945.174	41.41	46.00	-4.59	39.91	1.50	QP

Note:

1. All Readings below 1GHz are Quasi-Peak, above 1GHz are performed with peak and/or average measurements as necessary.
2. Measurement Level = Reading Level + Correct Factor.
3. Correct Factor = Antenna factor + Cable loss –Amplifier gain.
4. The emission levels of other frequencies are very lower than the limit and not show in test report.
5. No emission found between lowest internal used/generated frequency to 30MHz.

Product	:	Portable Computer
Test Item	:	General Radiated Emission Data
Test Mode	:	Mode 19 MIMO: Transmit (802.11ax-20BW_17.2Mbps) (2442MHz)
Test Date	:	2021/01/18

Vertical

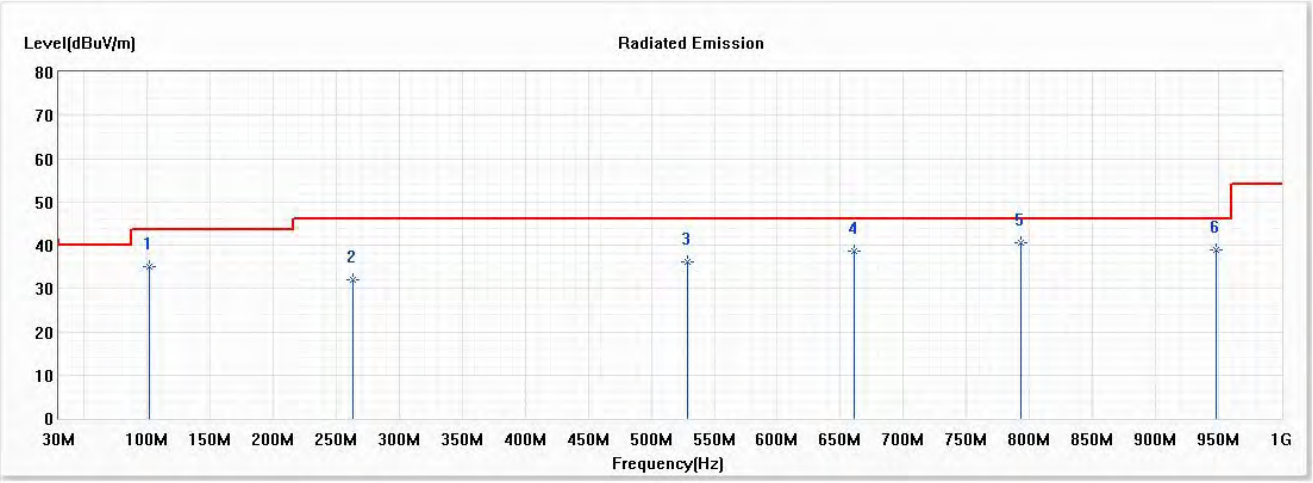

No	Frequency (MHz)	Emission Level (dBμV/m)	Limit (dBμV/m)	Margin (dB)	Reading Level (dBμV)	Correct Factor (dB)	Detector Type
1	101.696	35.05	43.50	-8.45	50.21	-15.16	QP
2	263.362	32.01	46.00	-13.99	43.03	-11.02	QP
3	529.058	36.16	46.00	-9.84	40.91	-4.75	QP
4	661.203	38.55	46.00	-7.45	41.08	-2.53	QP
* 5	793.348	40.56	46.00	-5.44	40.98	-0.42	QP
6	947.986	39.03	46.00	-6.97	37.46	1.57	QP

Note:

1. All Readings below 1GHz are Quasi-Peak, above 1GHz are performed with peak and/or average measurements as necessary.
2. Measurement Level = Reading Level + Correct Factor.
3. Correct Factor = Antenna factor + Cable loss –Amplifier gain.
4. The emission levels of other frequencies are very lower than the limit and not show in test report.
5. No emission found between lowest internal used/generated frequency to 30MHz.

Product	:	Portable Computer
Test Item	:	General Radiated Emission Data
Test Mode	:	Mode 20 MIMO: Transmit (802.11ax-40BW_34.4Mbps) (2442MHz)
Test Date	:	2021/01/18

Horizontal

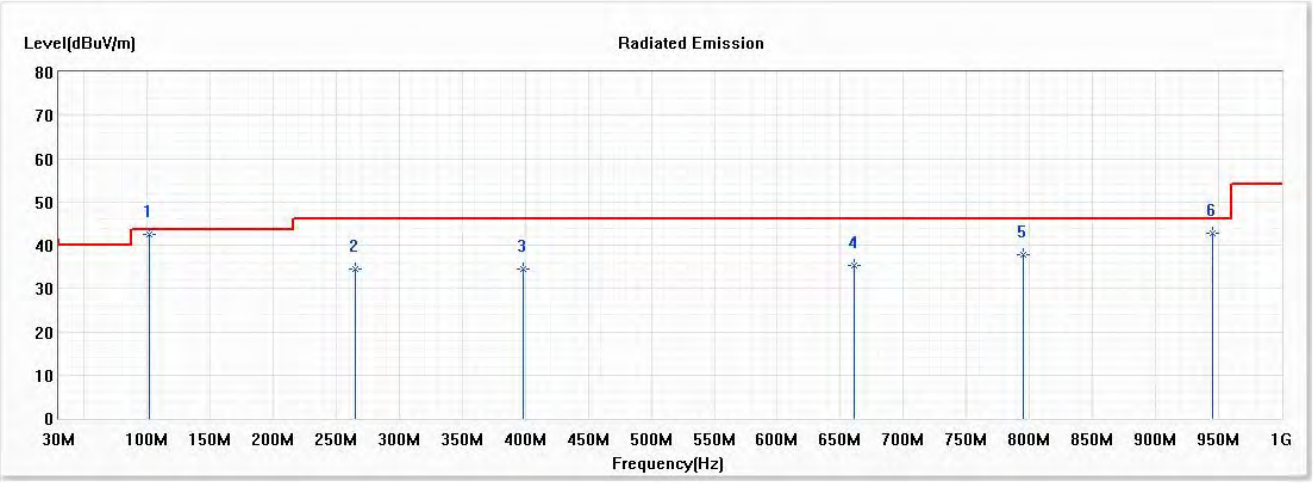

No	Frequency (MHz)	Emission Level (dBμV/m)	Limit (dBμV/m)	Margin (dB)	Reading Level (dBμV)	Correct Factor (dB)	Detector Type
* 1	101.696	42.57	43.50	-0.93	57.73	-15.16	QP
2	264.768	34.48	46.00	-11.52	45.43	-10.95	QP
3	398.319	34.38	46.00	-11.62	41.70	-7.32	QP
4	661.203	35.37	46.00	-10.63	37.90	-2.53	QP
5	794.754	37.74	46.00	-8.26	38.13	-0.39	QP
6	945.174	42.85	46.00	-3.15	41.35	1.50	QP

Note:

1. All Readings below 1GHz are Quasi-Peak, above 1GHz are performed with peak and/or average measurements as necessary.
2. Measurement Level = Reading Level + Correct Factor.
3. Correct Factor = Antenna factor + Cable loss –Amplifier gain.
4. The emission levels of other frequencies are very lower than the limit and not show in test report.
5. No emission found between lowest internal used/generated frequency to 30MHz.

Product	:	Portable Computer
Test Item	:	General Radiated Emission Data
Test Mode	:	Mode 20 MIMO: Transmit (802.11ax-40BW_34.4Mbps) (2442MHz)
Test Date	:	2021/01/18

Vertical

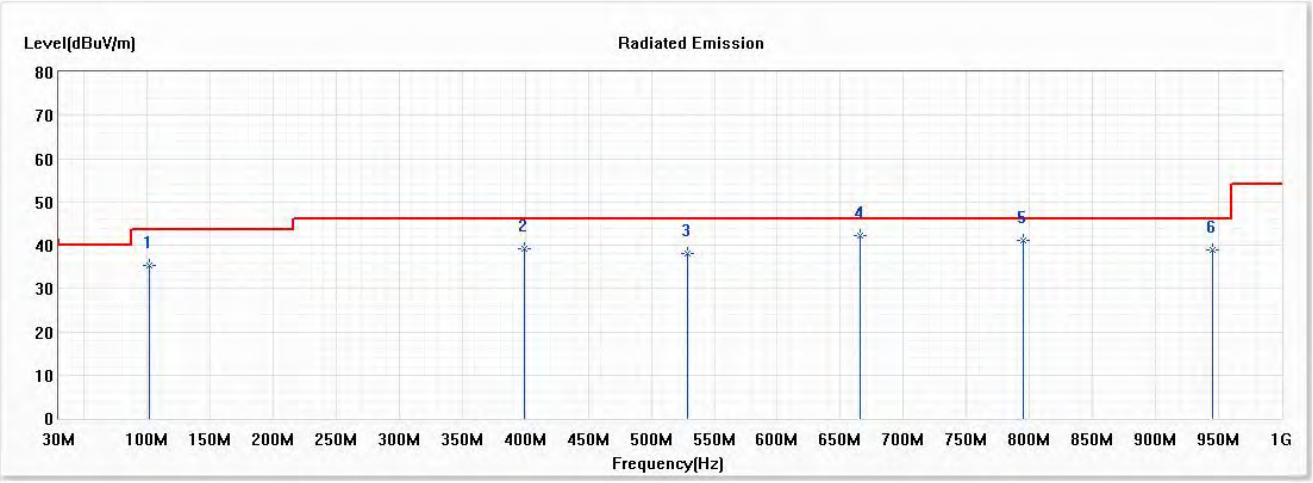

No	Frequency (MHz)	Emission Level (dBμV/m)	Limit (dBμV/m)	Margin (dB)	Reading Level (dBμV)	Correct Factor (dB)	Detector Type
1	101.696	35.38	43.50	-8.12	50.54	-15.16	QP
2	399.725	39.11	46.00	-6.89	46.41	-7.30	QP
3	529.058	38.15	46.00	-7.85	42.90	-4.75	QP
* 4	665.420	42.14	46.00	-3.86	44.74	-2.60	QP
5	794.754	40.97	46.00	-5.03	41.36	-0.39	QP
6	945.174	38.96	46.00	-7.04	37.46	1.50	QP

Note:

1. All Readings below 1GHz are Quasi-Peak, above 1GHz are performed with peak and/or average measurements as necessary.
2. Measurement Level = Reading Level + Correct Factor.
3. Correct Factor = Antenna factor + Cable loss –Amplifier gain.
4. The emission levels of other frequencies are very lower than the limit and not show in test report.
5. No emission found between lowest internal used/generated frequency to 30MHz.

5. Duty Cycle

5.1. Test Setup

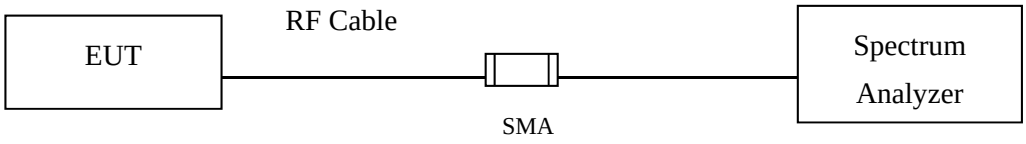

5.2. Test Procedure

The EUT was setup according to ANSI C63.10 2013; tested according to ANSI C63.10 2013 for compliance to FCC 47CFR 15.247 requirements.

5.3. Test Result of Duty Cycle

Product : Portable Computer
Test Item : Duty Cycle
Test Mode : Mode 23 SISO A: Transmit

Duty Cycle Formula:

Duty Cycle = Ton / (Ton + Toff)

Duty Factor = 10 Log (1/Duty Cycle)

Results:

2.4GHz band	Ton (ms)	Ton + Toff (ms)	Duty Cycle (%)	Duty Factor (dB)
802.11b	8.3565	8.3965	99.52	0.02
802.11g	2.0900	2.1350	97.89	0.09
802.11n20	3.9800	4.0250	98.88	0.05
802.11n40	3.9760	4.0230	98.83	0.05
802.11ax20	3.9660	4.0130	98.83	0.05
802.11ax40	3.9660	4.0130	98.83	0.05
802.11 ax20-26/0-RU	2.5900	2.6400	98.11	0.08
802.11 ax20-52/37-RU	2.5900	2.6400	98.11	0.08
802.11 ax20-106/53-RU	2.6000	2.6500	98.11	0.08
802.11 ax40-242/61-RU	2.6000	2.6500	98.11	0.08

802.11b

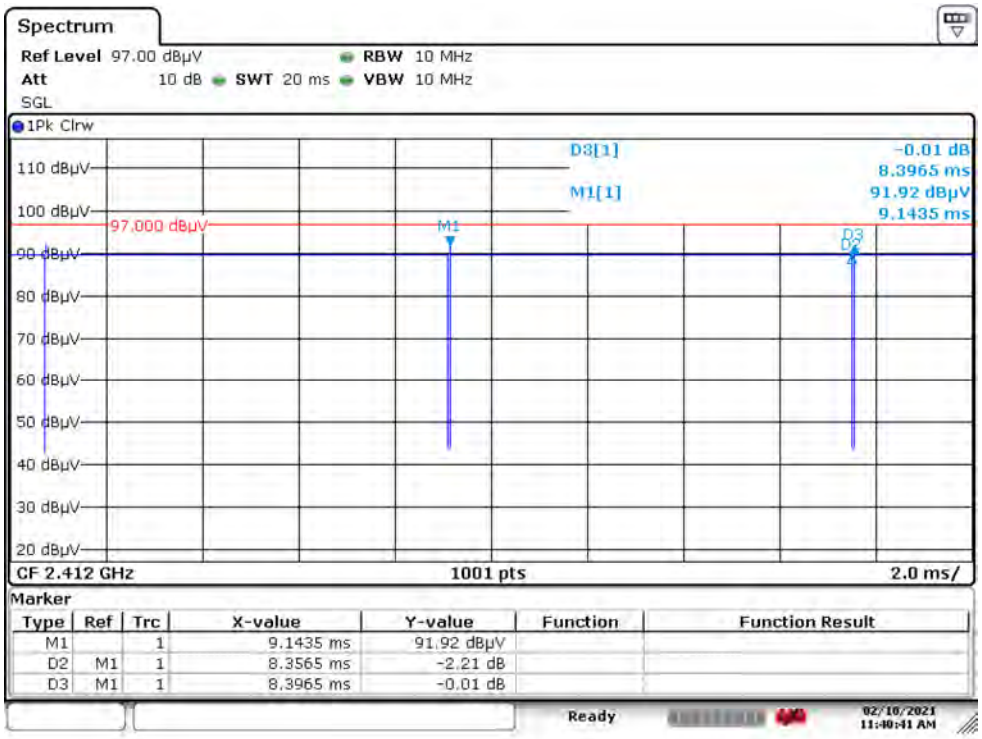

802.11g

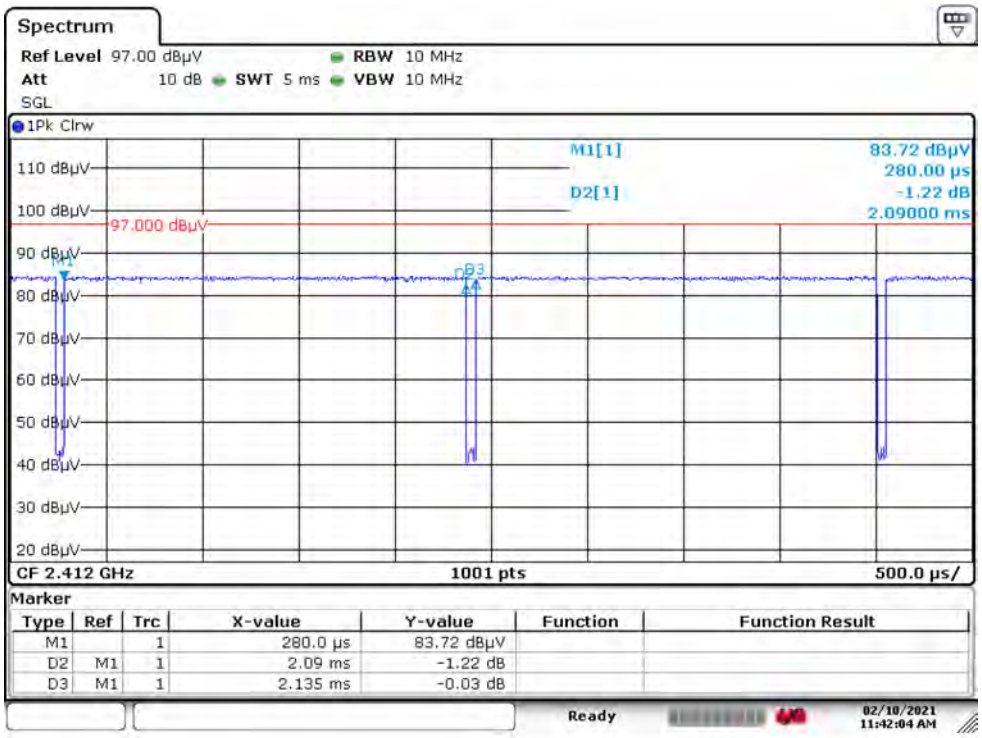

802.11n20

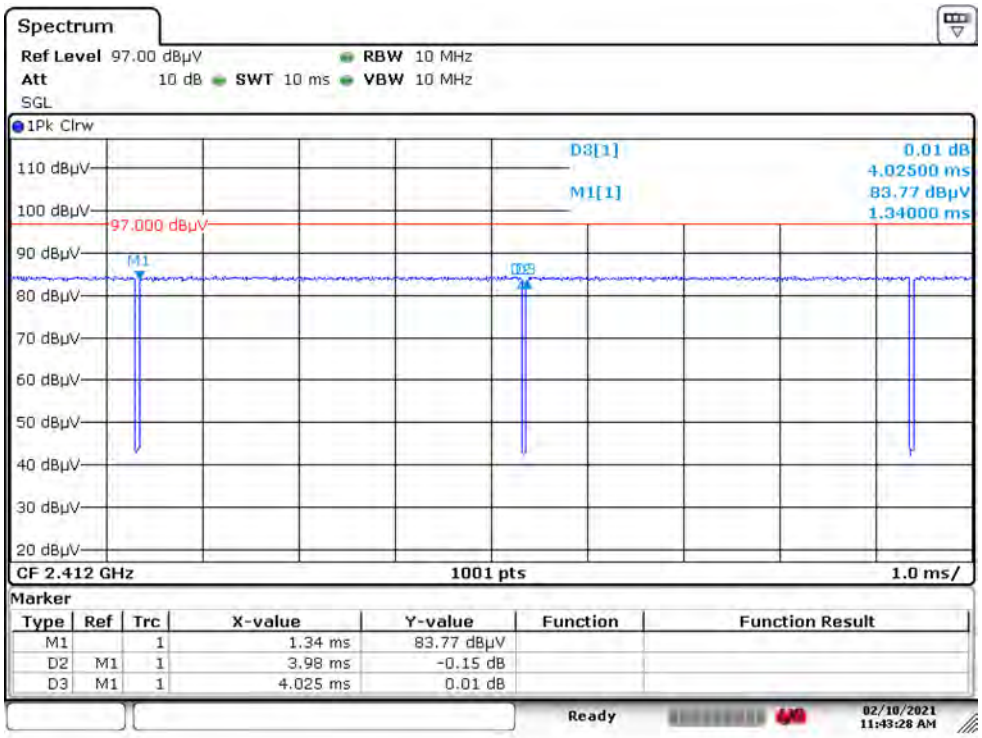

802.11n40

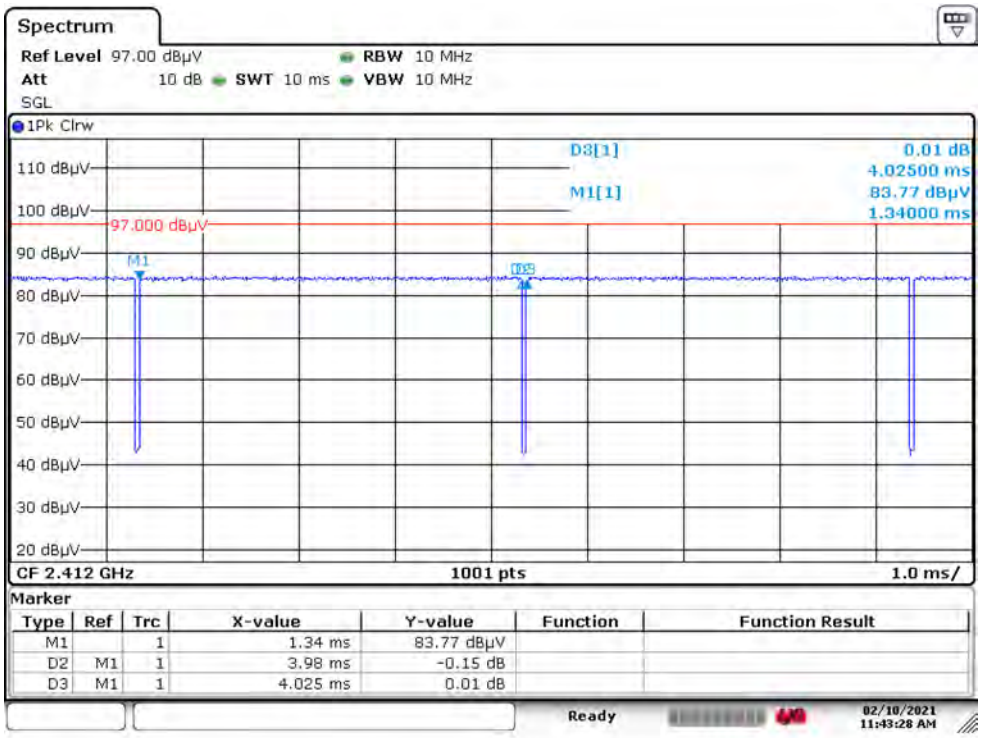

802.11ax20

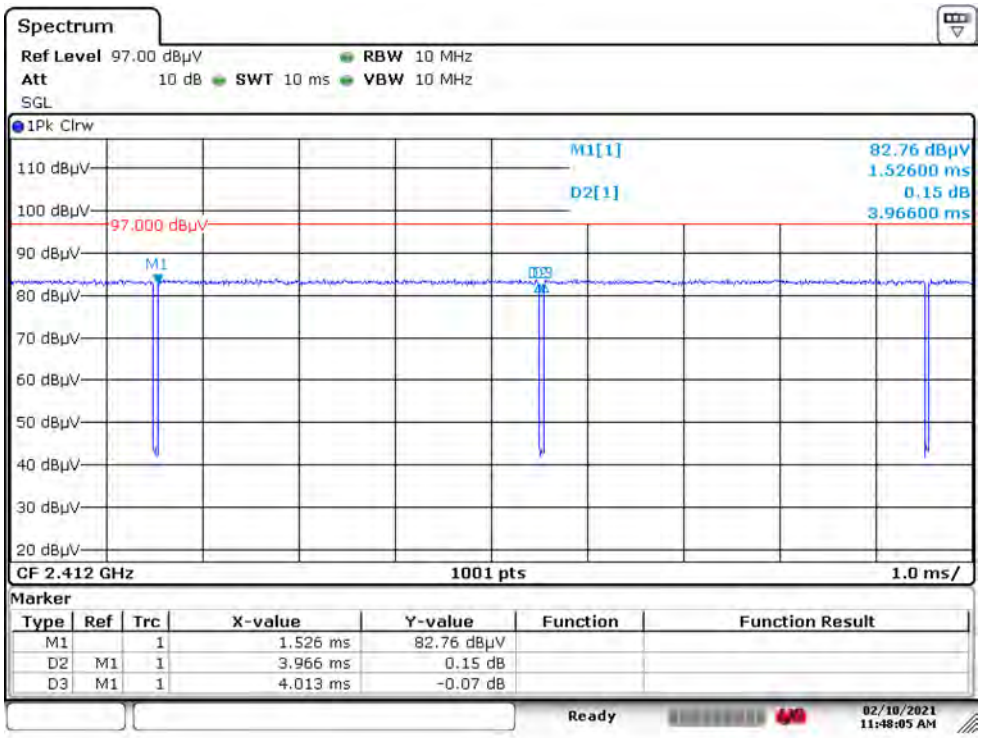

802.11ax40

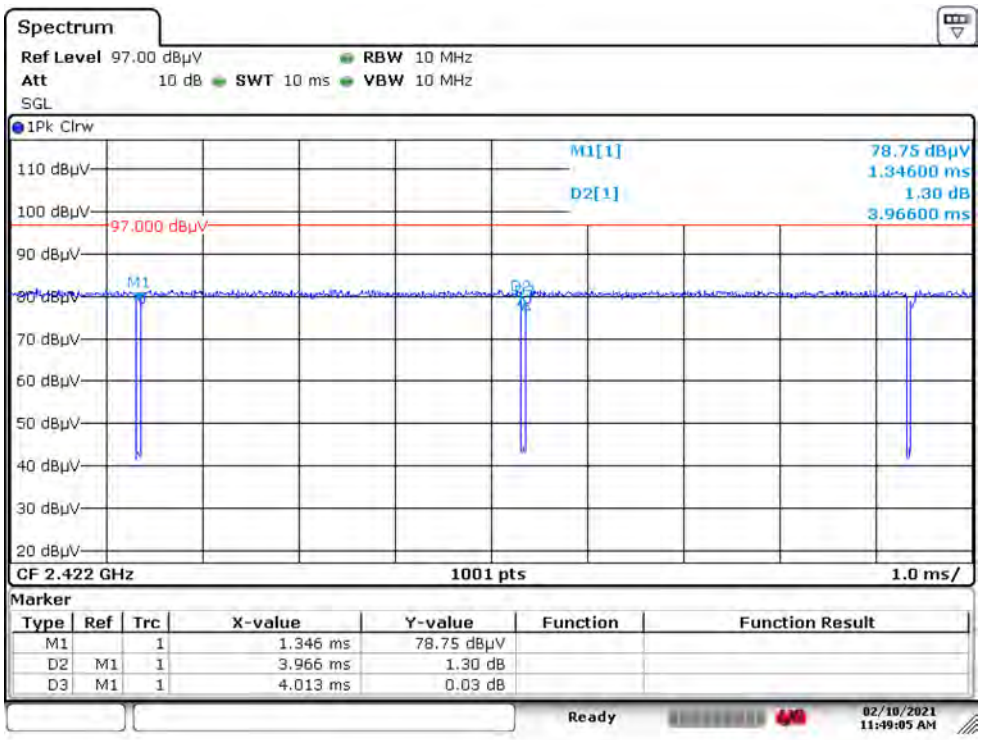

802.11 ax20 (Partial RU_26/0)

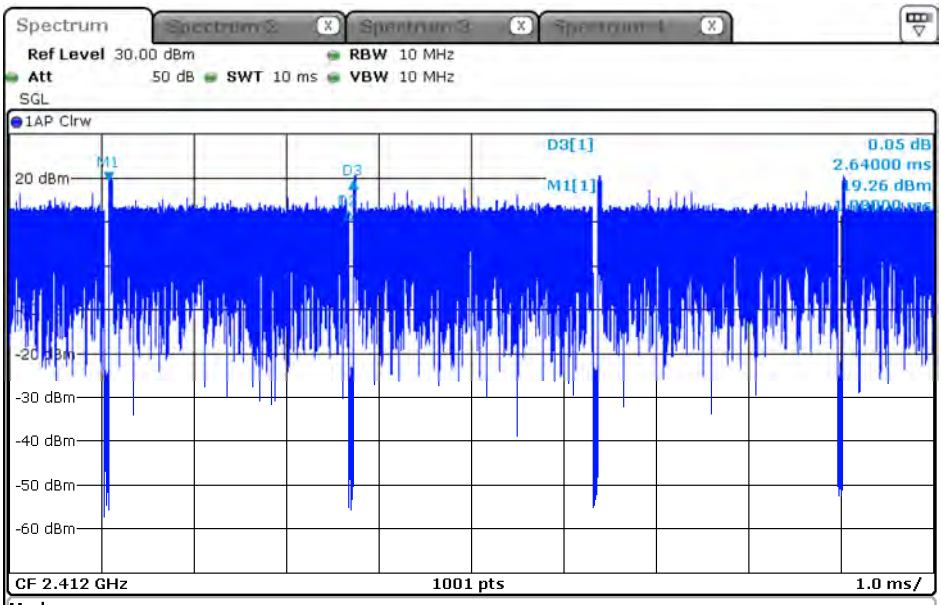

Marker

Type	Ref	Trc	X-value	Y-value	Function	Function Result
M1		1	1.08 ms	19.26 dBm		
D2	M1	1	2.59 ms	-6.74 dB		
D3	M1	1	2.64 ms	0.05 dB		

Date: 21.JAN.2021 14:00:17

802.11 ax20 (Partial RU_52/37)

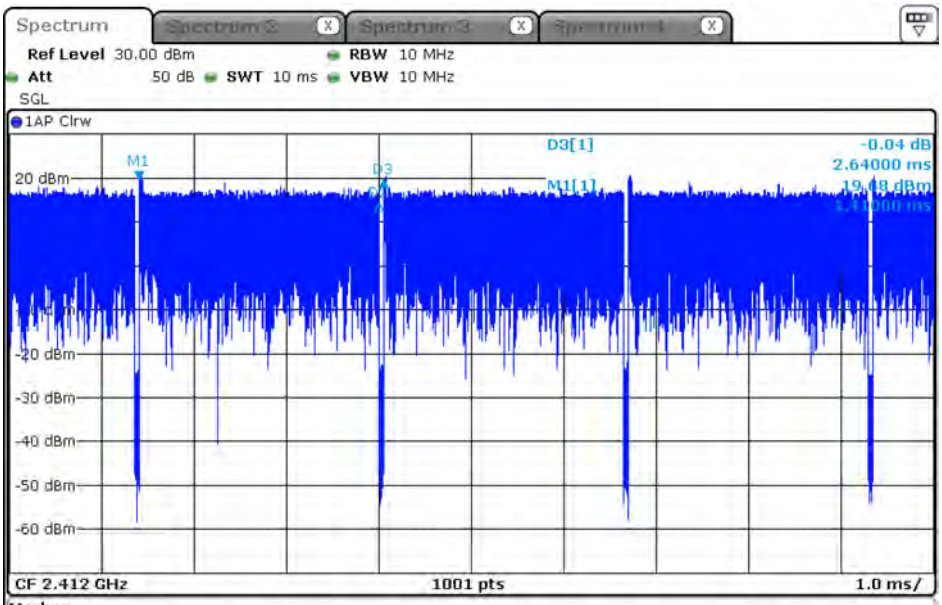

Marker

Type	Ref	Trc	X-value	Y-value	Function	Function Result
M1		1	1.41 ms	19.68 dBm		
D2	M1	1	2.59 ms	-5.37 dB		
D3	M1	1	2.64 ms	-0.04 dB		

Date: 21.JAN.2021 11:11:05

802.11 ax20 (Partial RU_106/53)

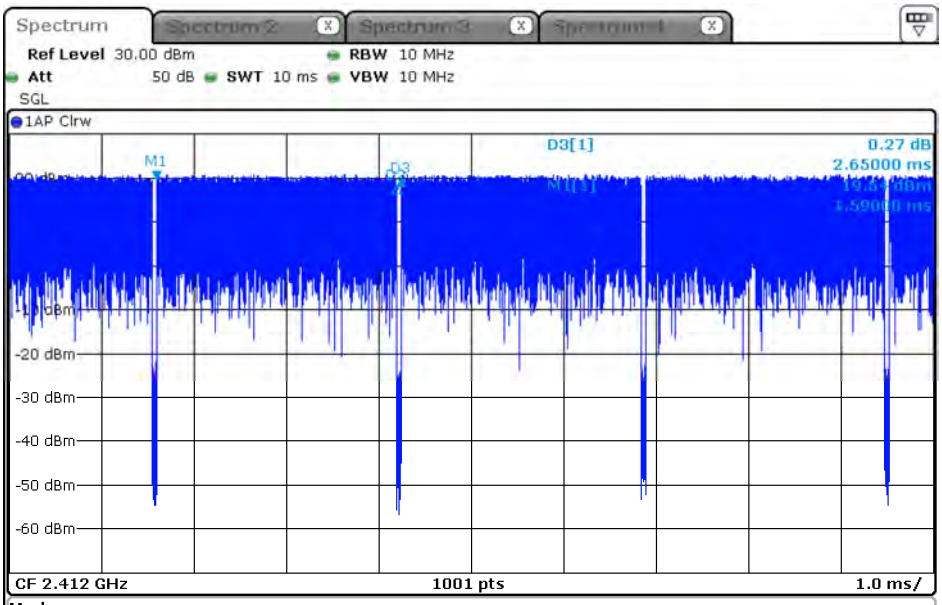

Marker

Type	Ref	Trc	X-value	Y-value	Function	Function Result
M1		1	1.59 ms	19.54 dBm		
D2	M1	1	2.6 ms	-1.31 dB		
D3	M1	1	2.65 ms	0.27 dB		

Date: 21.JAN.2021 11:14:15

802.11 ax40 (Partial RU_242/61)

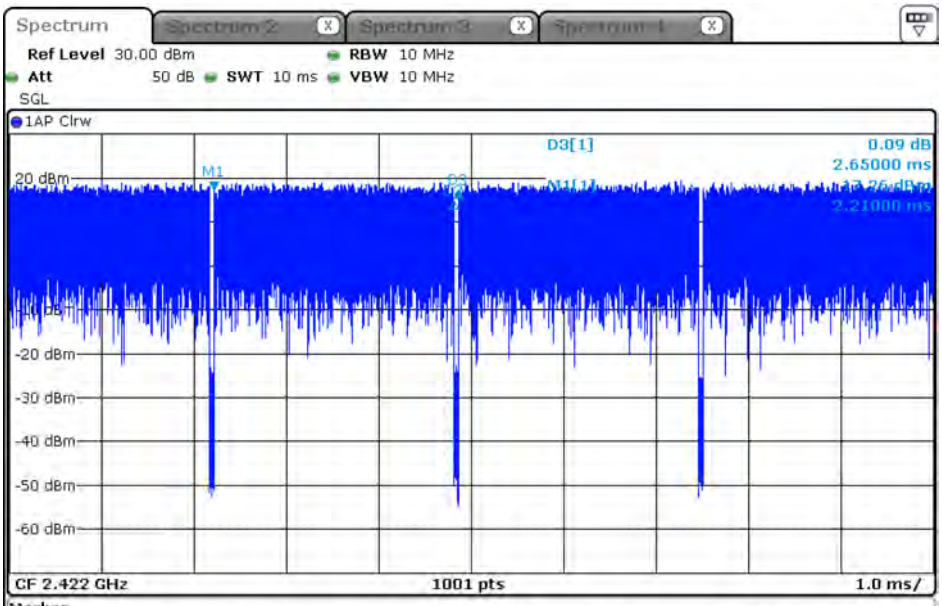

Marker

Type	Ref	Trc	X-value	Y-value	Function	Function Result
M1		1	2.21 ms	17.26 dBm		
D2	M1	1	2.6 ms	-2.52 dB		
D3	M1	1	2.65 ms	0.09 dB		

Date: 21.JAN.2021 11:41:24

Product : Portable Computer
Test Item : Duty Cycle
Test Mode : Mode 24 SISO B: Transmit

Duty Cycle Formula:

Duty Cycle = Ton / (Ton + Toff)

Duty Factor = 10 Log (1/Duty Cycle)

Results:

2.4GHz band	Ton (ms)	Ton + Toff (ms)	Duty Cycle (%)	Duty Factor (dB)
802.11b	8.3560	8.4030	99.44	0.02
802.11g	2.0890	2.1340	97.89	0.09
802.11n20	3.9790	4.0340	98.64	0.06
802.11n40	3.9790	4.0240	98.88	0.05
802.11ax20	3.9590	4.0140	98.63	0.06
802.11ax40	3.9590	4.0140	98.63	0.06
802.11 ax20-26/0-RU	2.5900	2.6400	98.11	0.08
802.11 ax20-52/37-RU	2.5900	2.6400	98.11	0.08
802.11 ax20-106/53-RU	2.5900	2.6400	98.11	0.08
802.11 ax40-242/61-RU	2.5900	2.6400	98.11	0.08

802.11b

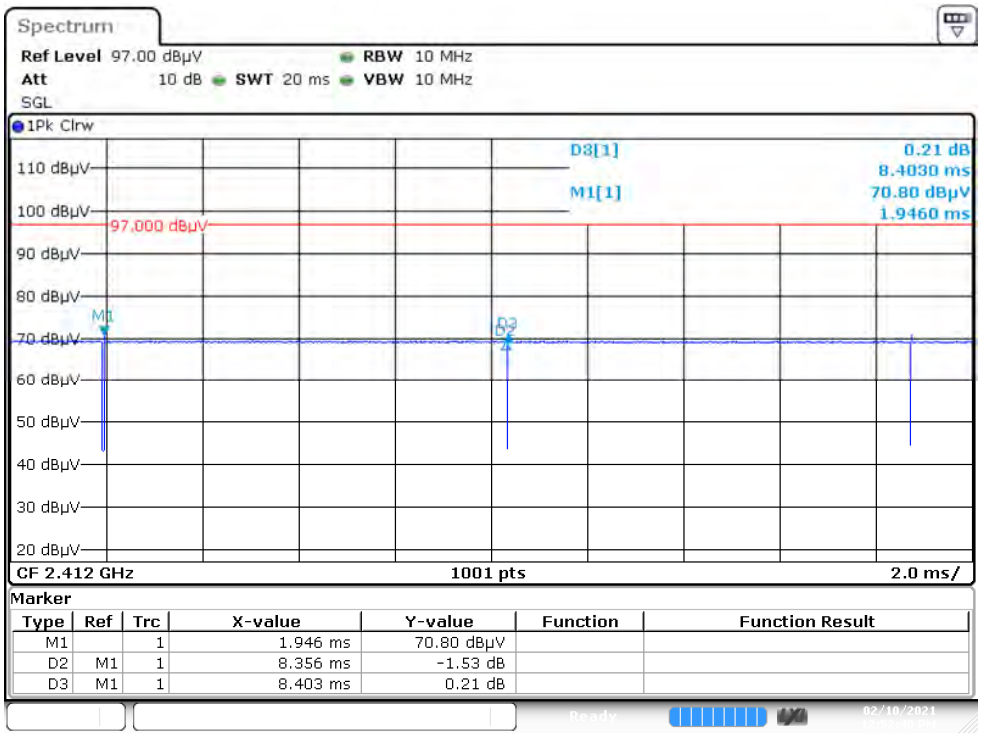

802.11g

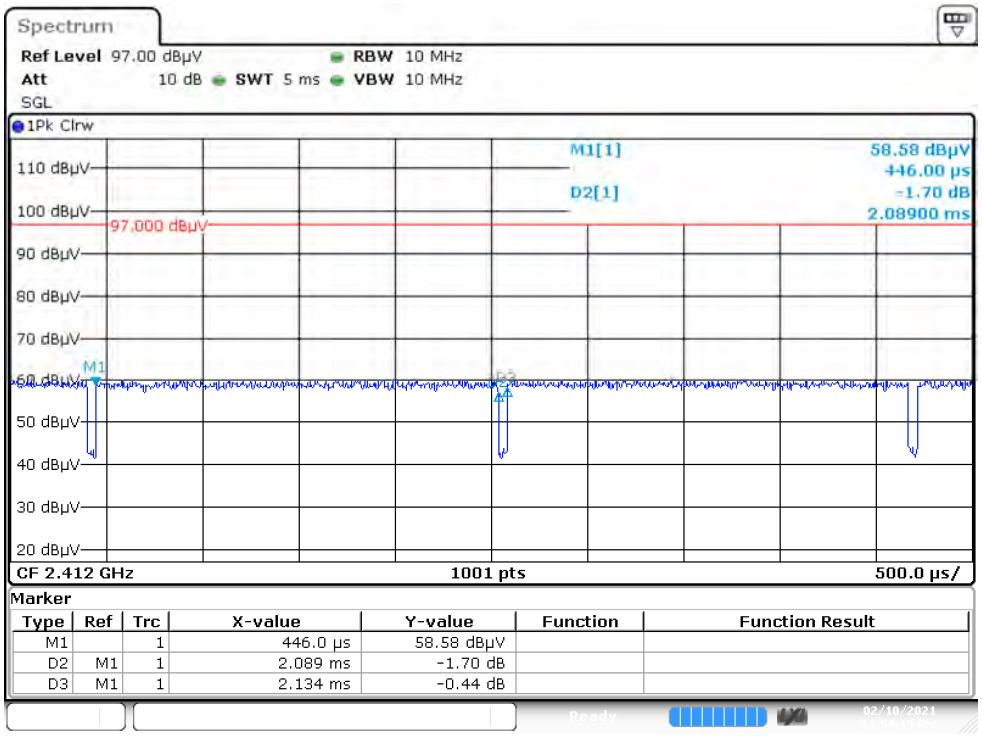

802.11n20

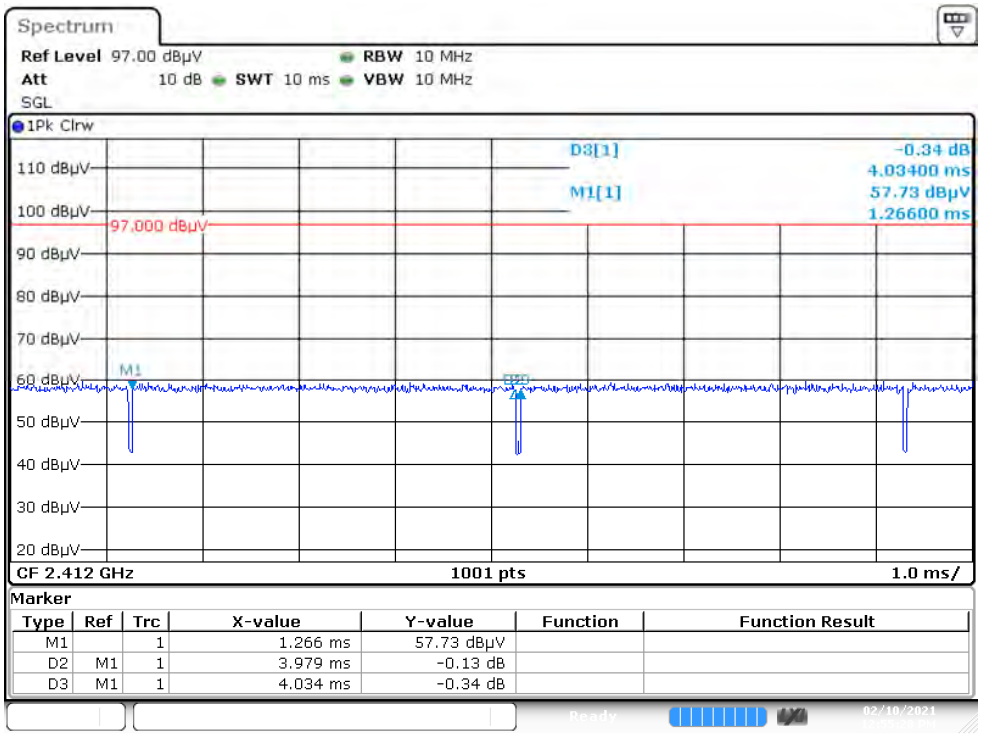

802.11n40

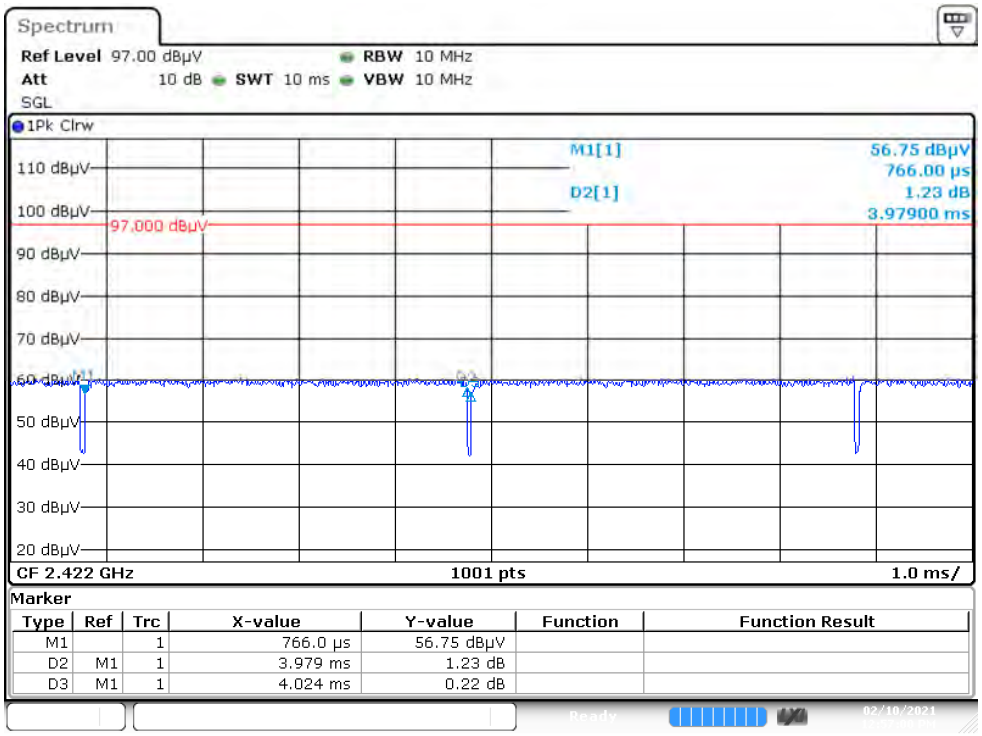

802.11ax20

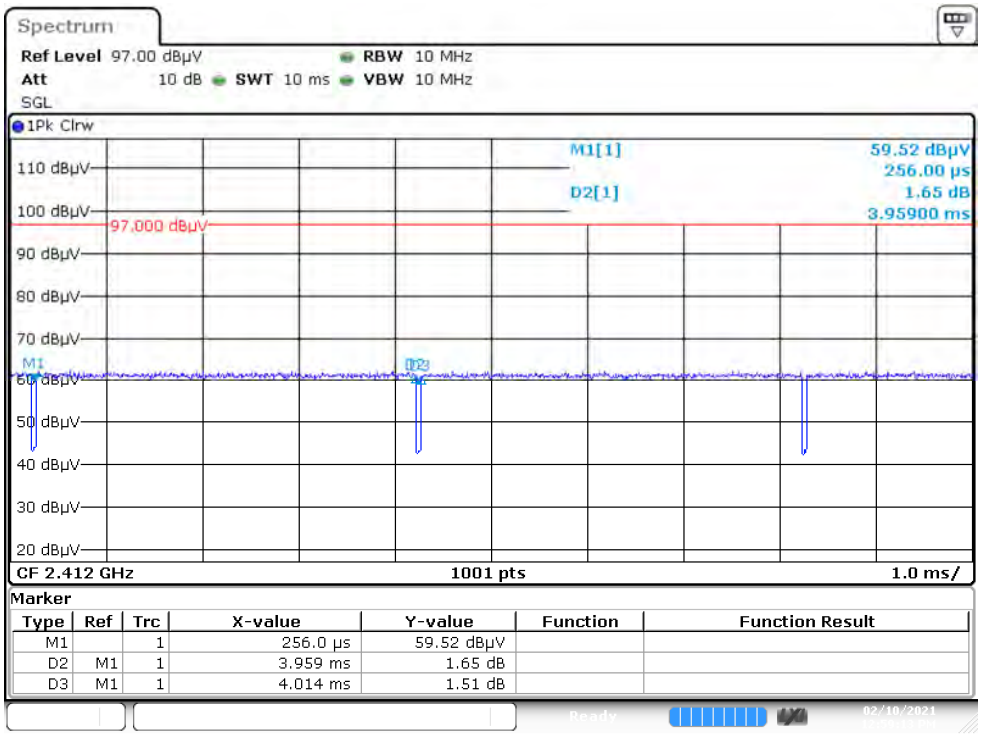

802.11ax40

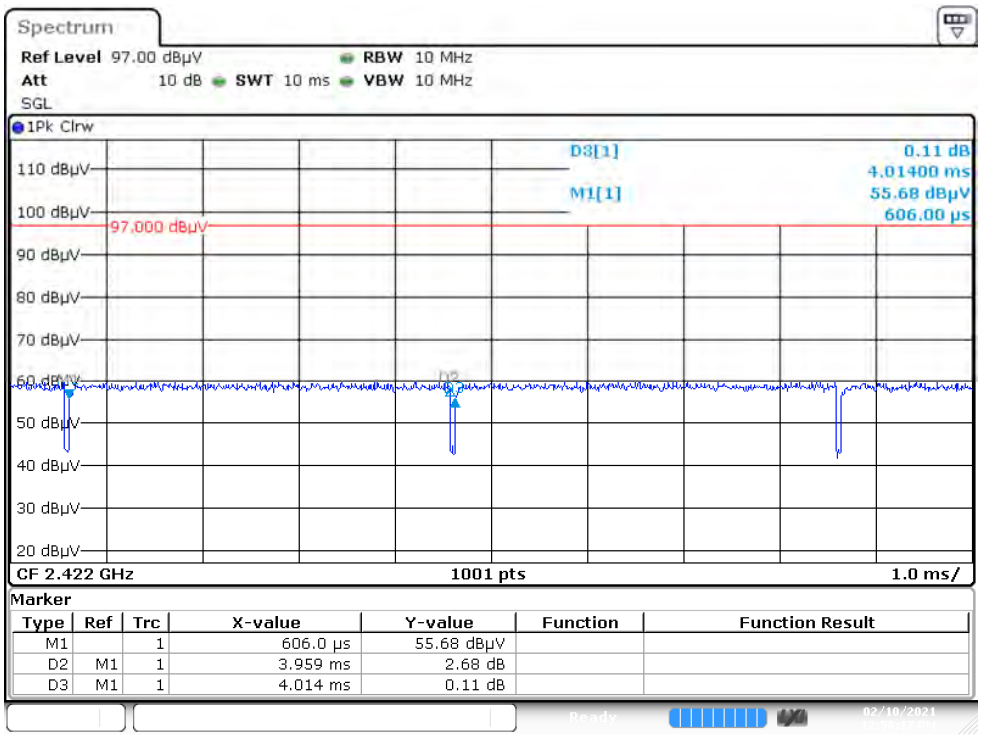

802.11 ax20 (Partial RU_26/0)

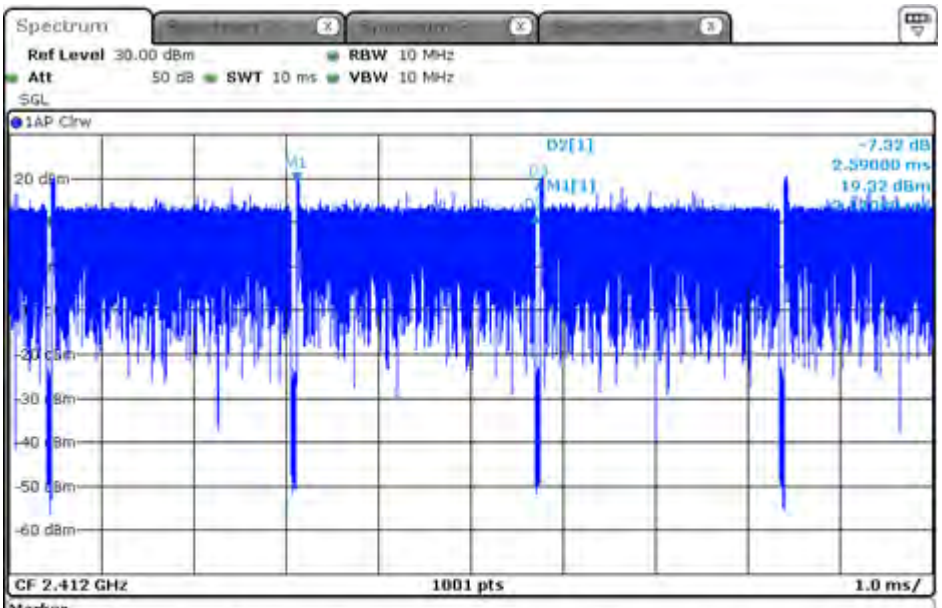

802.11 ax20 (Partial RU_52/37)

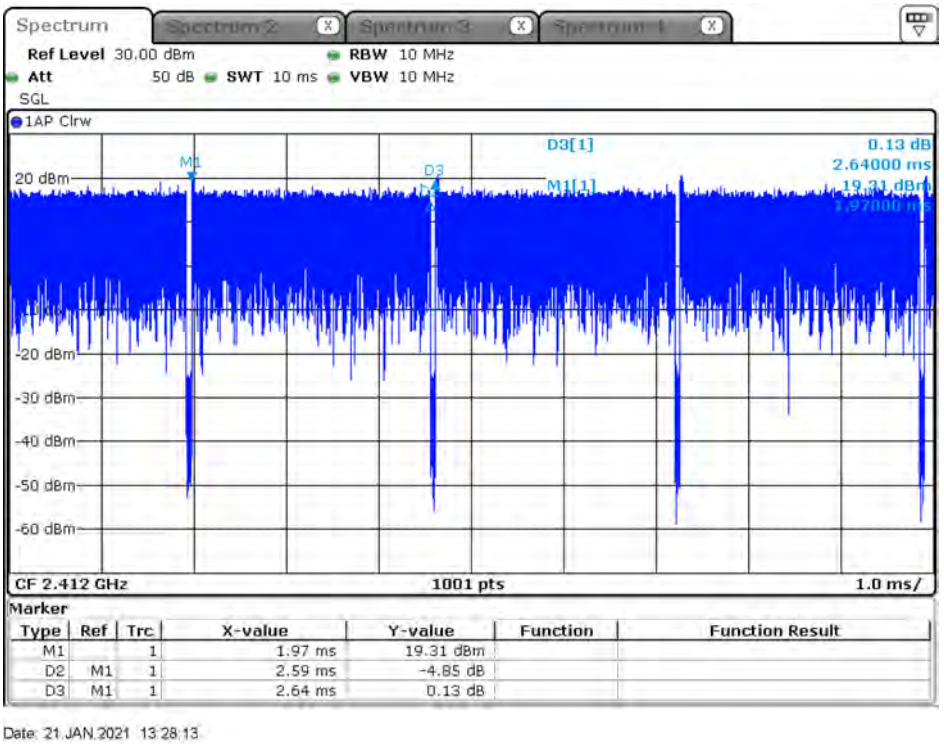

802.11 ax20 (Partial RU_106/53)

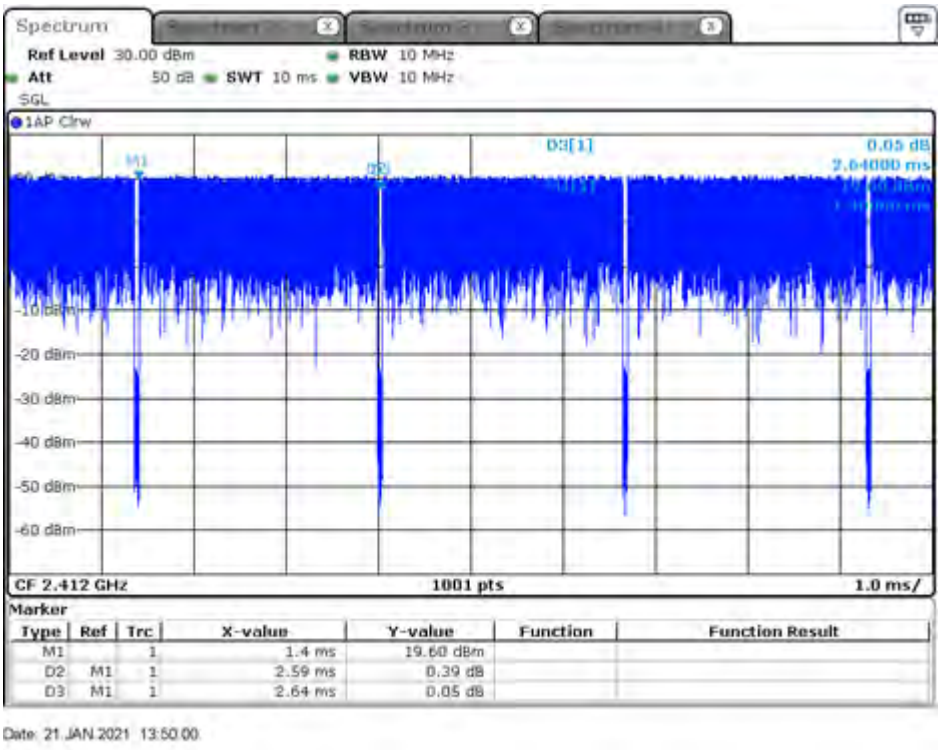

802.11 ax40 (Partial RU_242/61)

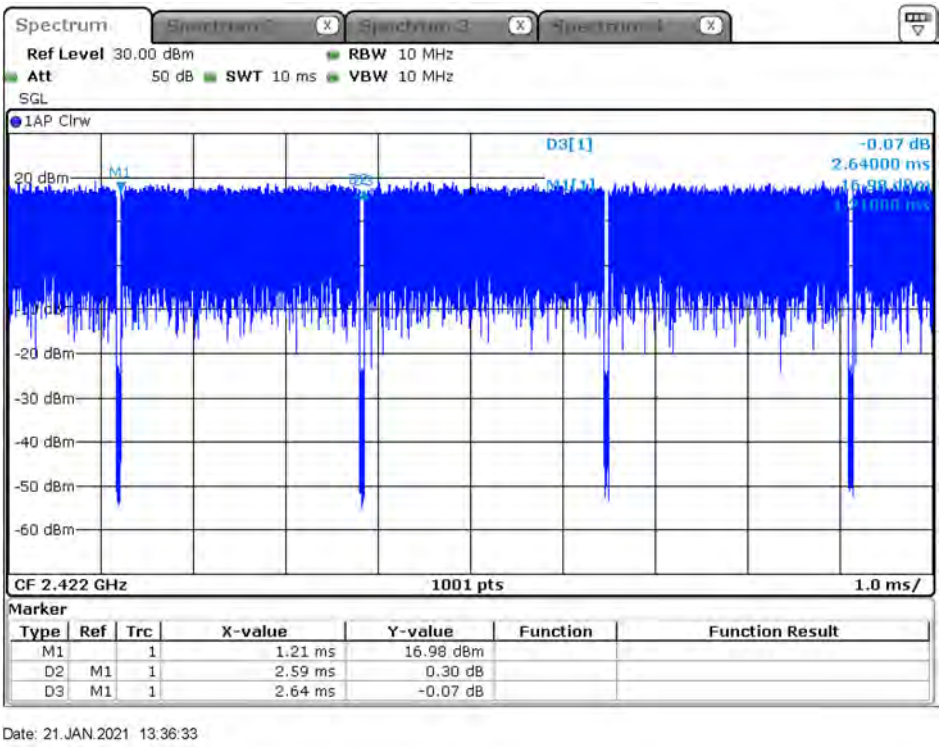

Product : Portable Computer
Test Item : Duty Cycle
Test Mode : Mode 25 MIMO: Transmit

Duty Cycle Formula:

Duty Cycle = Ton / (Ton + Toff)

Duty Factor = 10 Log (1/Duty Cycle)

Results:

2.4GHz band	Ton (ms)	Ton + Toff (ms)	Duty Cycle (%)	Duty Factor (dB)
802.11n20	3.9860	4.0330	98.83	0.05
802.11n40	3.9860	4.0330	98.83	0.05
802.11ax20	3.9760	4.0230	98.83	0.05
802.11ax40	3.9660	4.0130	98.83	0.05
802.11 ax20-26/0-RU	2.5900	2.6400	98.11	0.08
802.11 ax20-52/37-RU	2.6000	2.6500	98.11	0.08
802.11 ax20-106/53-RU	2.5900	2.6500	97.74	0.10
802.11 ax40-242/61-RU	2.5900	2.6500	97.74	0.10

802.11n20

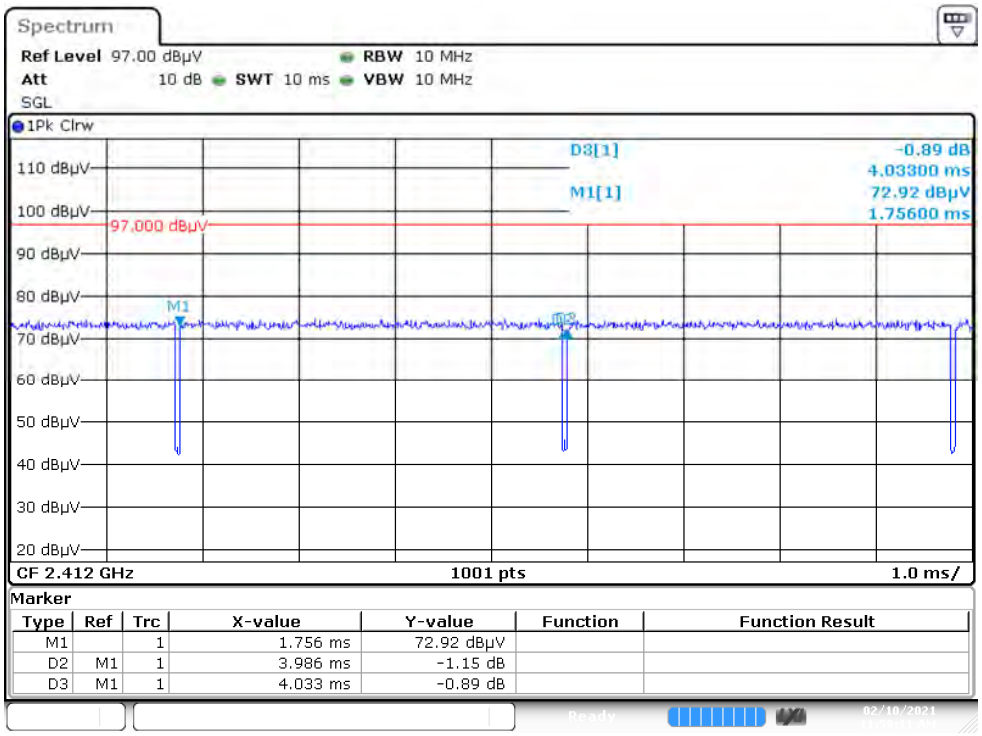

802.11n40

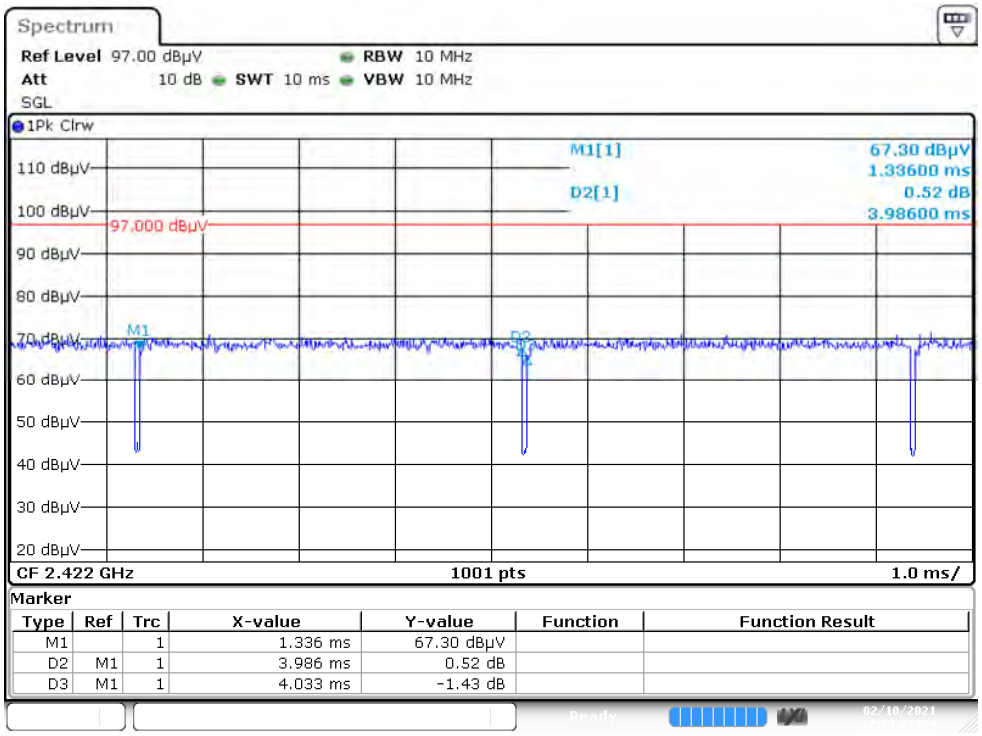

802.11ax20

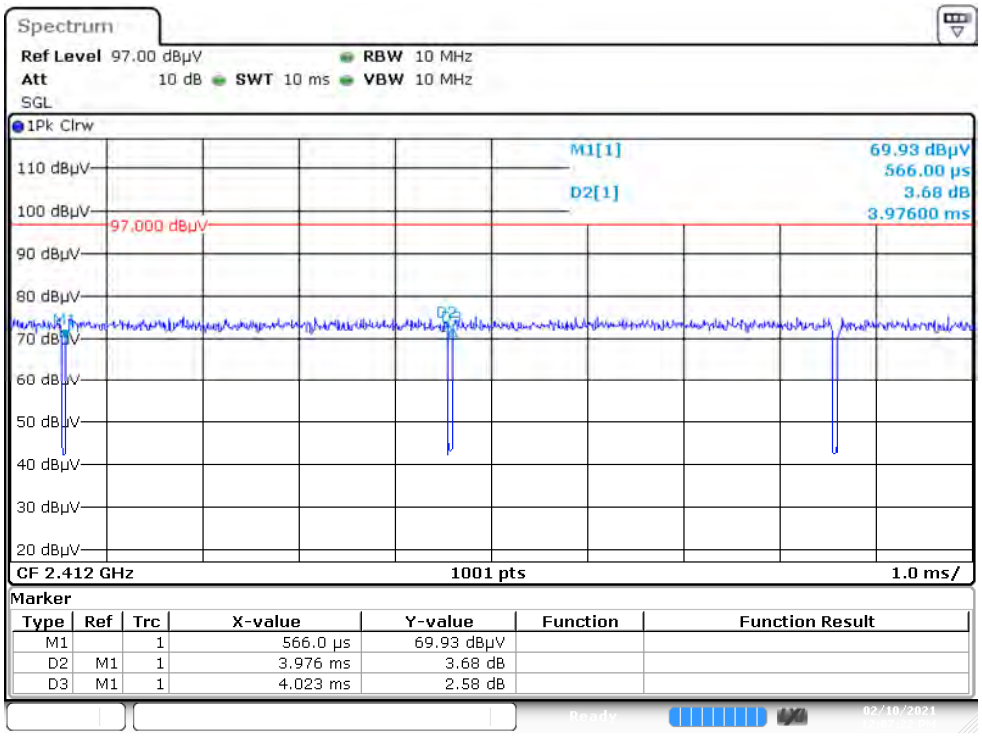

Marker

Type	Ref	Trc	X-value	Y-value	Function	Function Result
M1		1	566.0 µs	69.93 dBµV		
D2	M1	1	3.976 ms	3.68 dB		
D3	M1	1	4.023 ms	2.58 dB		

802.11ax40

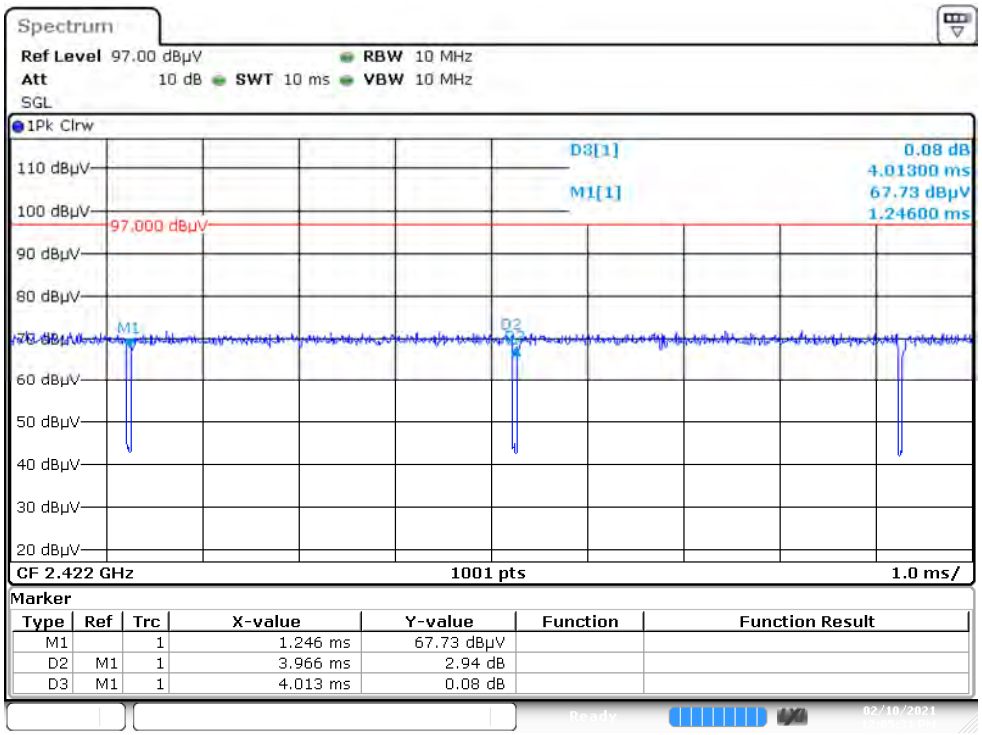

Marker

Type	Ref	Trc	X-value	Y-value	Function	Function Result
M1		1	1.246 ms	67.73 dBµV		
D2	M1	1	3.966 ms	2.94 dB		
D3	M1	1	4.013 ms	0.08 dB		

802.11 ax20 (Partial RU_26/0)

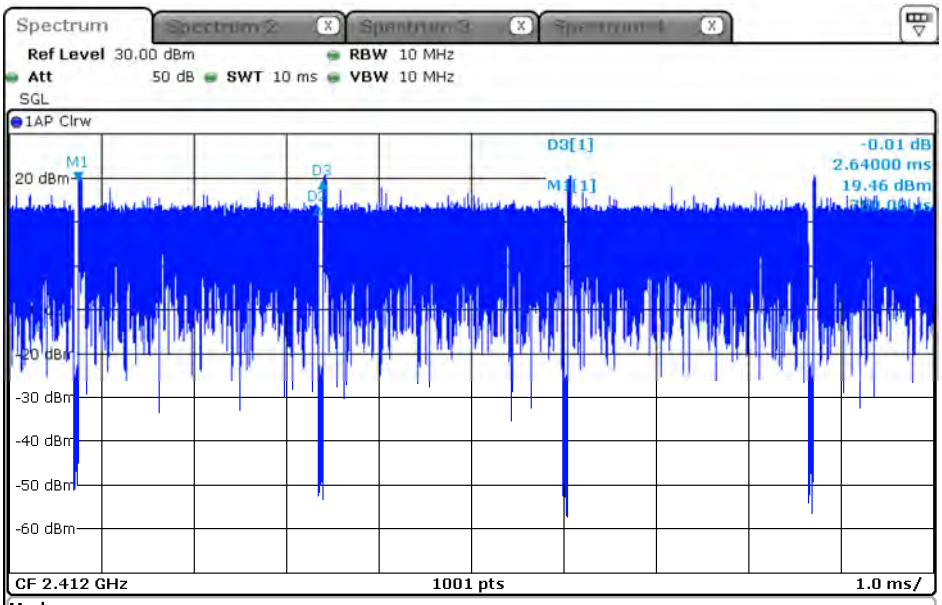

Marker

Type	Ref	Trc	X-value	Y-value	Function	Function Result
M1		1	750.0 µs	19.46 dBm		
D2	M1	1	2.59 ms	-6.05 dB		
D3	M1	1	2.64 ms	-0.01 dB		

Date: 21.JAN.2021 14:19:17

802.11 ax20 (Partial RU_52/37)

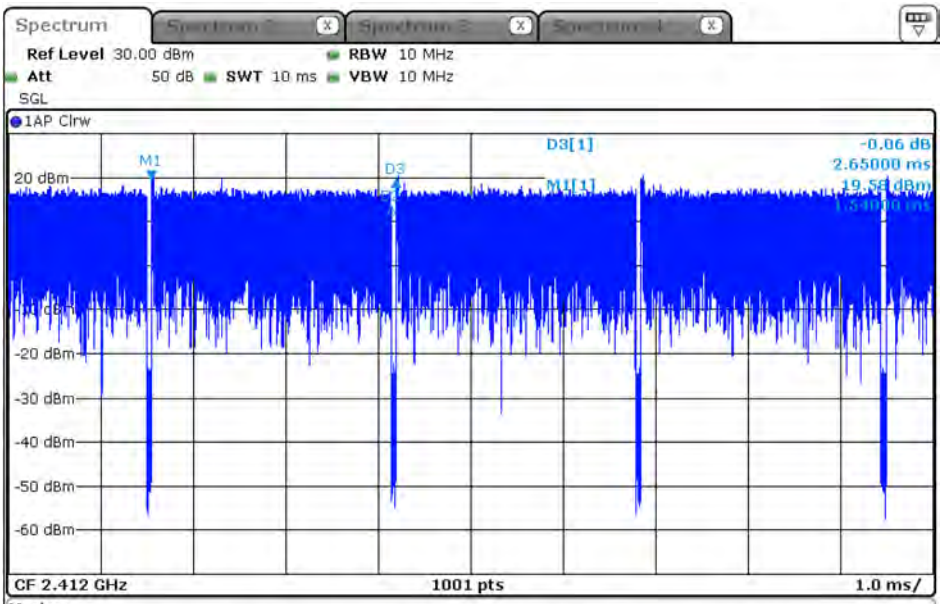

Marker

Type	Ref	Trc	X-value	Y-value	Function	Function Result
M1		1	1.54 ms	19.58 dBm		
D2	M1	1	2.6 ms	-6.18 dB		
D3	M1	1	2.65 ms	-0.06 dB		

Date: 21.JAN.2021 14:36:28

802.11 ax20 (Partial RU_106/53)

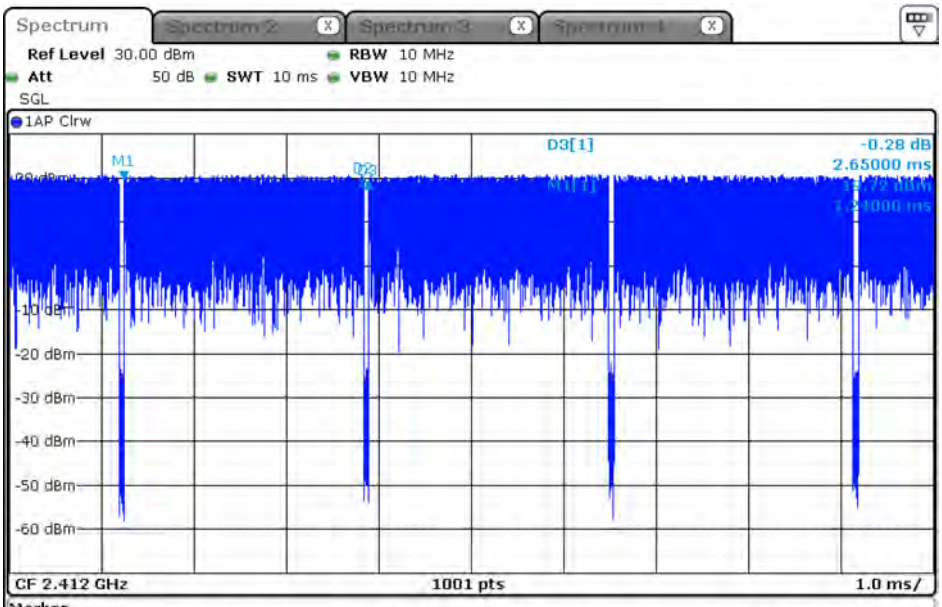

Marker

Type	Ref	Trc	X-value	Y-value	Function	Function Result
M1		1	1.24 ms	19.72 dBm		
D2	M1	1	2.59 ms	0.28 dB		
D3	M1	1	2.65 ms	-0.28 dB		

Date: 21.JAN.2021 14:54:35

802.11 ax40 (Partial RU_242/61)

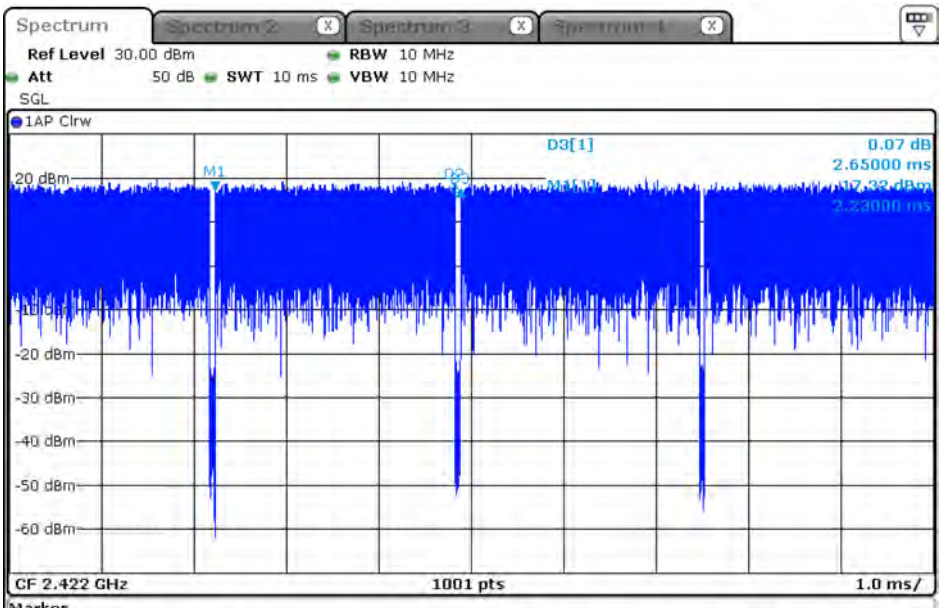

Marker

Type	Ref	Trc	X-value	Y-value	Function	Function Result
M1		1	2.23 ms	17.32 dBm		
D2	M1	1	2.59 ms	1.37 dB		
D3	M1	1	2.65 ms	0.07 dB		

Date: 21.JAN.2021 15:22:55

6. EMI Reduction Method During Compliance Testing

No modification was made during testing.