RF Exposure report

The following samples were submitted and identified on behalf of the client as:

Product Name	Notebook
Brand Name	Dell
Model No.	P190G
Applicant	Dell Inc.
	One Dell Way, Round Rock, Texas 78682, USA
Standards	IEEE/ANSI C95.1-1992, IEEE 1528-2013
FCC ID	E2K-QCNCM825
Date of EUT Receipt	Jan. 31, 2024
Date of Test(s)	Mar. 10, 2024 ~ May 10, 2024
Date of Issue	May. 10, 2024

In the configuration tested, the EUT complied with the standards specified above.

Remarks:

This report details the results of the testing carried out on one sample, the results contained in this test report do not relate to other samples of the same product. The manufacturer should ensure that all products in series production are in conformity with the product sample detailed in this report.

This report may only be reproduced and distributed in full. If the product in this report is used in any configuration other than that detailed in the report, the manufacturer must ensure the new system complies with all relevant standards. Any mention of SGS Taiwan Ltd. Central RF Lab or testing done by SGS Taiwan Ltd. Central RF Lab in connection with distribution or use of the product described in this report must be approved by SGS Taiwan Ltd. Central RF Lab in writing.

Signed on behalf of SGS

Clerk / Cindy Chou	PM / Kiki Lin	Approved By / John Yeh
Cindy Chou	Kiki Lin	John Yeh

Date: May. 10, 2024

Unless otherwise stated the results shown in this test report refer only to the sample(s) tested and such sample(s) are retained for 90 days only.
除非另有說明，此報告結果僅對測試之樣品負責，同時此樣品僅保留90天。本報告未經本公司書面許可，不可部份複製。
This document is issued by the Company subject to its General Conditions of Service printed overleaf, available on request or accessible at http://www.sgs.com.tw/Terms-and-Conditions and for electronic format documents, subject to Terms and Conditions for Electronic Documents at http://www.sgs.com.tw/Terms-and-Conditions. Attention is drawn to the limitation of liability, indemnification and jurisdiction issues defined therein. Any holder of this document is advised that information contained hereon reflects the Company's findings at the time of its intervention only and within the limits of Client's instructions, if any. The Company's sole responsibility is to its Client and this document does not exonerate parties to a transaction from exercising all their rights and obligations under the transaction documents. This document cannot be reproduced except in full, without prior written approval of the Company. Any unauthorized alteration, forgery or falsification of the content or appearance of this document is unlawful and offenders may be prosecuted to the fullest extent of the law.

Revision History

Report Number	Revision	Description	Issue Date	Revised By	Remark
TESA2401000059ES	00	Initial creation of document	Apr. 01, 2024	Cindy Chou	
TESA2401000059ES	01	Modify comment	Apr. 15, 2024	Cindy Chou	*
TESA2401000059ES	02	Modify comment	Apr. 29, 2024	Cindy Chou	*
TESA2401000059ES	03	Modify comment	May. 10, 2024	Cindy Chou	*

Note:

1. The mark " * " is the revised version of the report due to comments submitted by the certification.

Unless otherwise stated the results shown in this test report refer only to the sample(s) tested and such sample(s) are retained for 90 days only.
除非另有說明，此報告結果僅對測試之樣品負責，同時此樣品僅保留90天。本報告未經本公司書面許可，不可部份複製。
This document is issued by the Company subject to its General Conditions of Service printed overleaf, available on request or accessible at http://www.sgs.com.tw/Terms-and-Conditions and for electronic format documents, subject to Terms and Conditions for Electronic Documents at http://www.sgs.com.tw/Terms-and-Conditions. Attention is drawn to the limitation of liability, indemnification and jurisdiction issues defined therein. Any holder of this document is advised that information contained hereon reflects the Company's findings at the time of its intervention only and within the limits of Client's instructions, if any. The Company's sole responsibility is to its Client and this document does not exonerate parties to a transaction from exercising all their rights and obligations under the transaction documents. This document cannot be reproduced except in full, without prior written approval of the Company. Any unauthorized alteration, forgery or falsification of the content or appearance of this document is unlawful and offenders may be prosecuted to the fullest extent of the law.

Contents

1 GENERAL INFORMATION 5
1.1 Test Methodology 5
1.2 Description of EUT 6
1.3 Maximum value 7
1.4 Antenna Information 8
2 MEASUREMENT SYSTEM 9
2.1 Test Facility 9
2.2 SAR System 10
2.3 PD system 14
3 SAR SYSTEM VERIFICATION 16
3.1 Tissue Simulating Liquid 16
3.2 Tissue Simulant Liquid measurement 16
3.3 Measurement results of Tissue Simulant Liquid 17
3.4 The composition of the tissue simulating liquid: 19
3.5 System check 19
3.6 System check results 20
4 PD SYSTEM VERIFICATION 22
4.1 System check 22
4.2 System check result 23
5 TEST CONFIGURATIONS 24
5.1 Test Environment 24
5.2 Qualcomm® FastConnect™ Time Averaged SAR (TAS) 24
5.3 Qualcomm® FastConnect™ Time Averaged SAR (TAS) parameters 24
5.4 Test Note 26
5.5 Test position 29
5.6 Test limit 30
6 MAXIMUM OUTPUT POWER 33
6.1 Qualcomm® FastConnect™ Time Averaged SAR (TAS) parameters 33
6.2 WLAN output power validation 35
6.3 WLAN 38
6.4 WLAN 6GHz 66
6.5 Bluetooth 82
6.6 BLE 83
7 DUTY CYCLE 85
8 SUMMARY OF RESULTS 91
8.1 Decision rules 91
8.2 Summary of SAR Results 91
8.3 Summary of PD Results 97
8.4 Reporting statements of conformity 98
8.5 Conclusion 98
9 SIMULTANEOUS TRANSMISSION ANALYSIS 99
9.1 Simultaneous Transmission Scenarios: 99
Simultaneous transmission with radios under Qualcomm® FastConnect™ Time Averaged SAR (TAS) 99

Unless otherwise stated the results shown in this test report refer only to the sample(s) tested and such sample(s) are retained for 90 days only.
除非另有說明，此報告結果僅對測試之樣品負責，同時此樣品僅保留90天。本報告未經本公司書面許可，不可部份複製。
This document is issued by the Company subject to its General Conditions of Service printed overleaf, available on request or accessible at http://www.sgs.com.tw/Terms-and-Conditions and for electronic format documents, subject to Terms and Conditions for Electronic Documents at http://www.sgs.com.tw/Terms-and-Conditions. Attention is drawn to the limitation of liability, indemnification and jurisdiction issues defined therein. Any holder of this document is advised that information contained hereon reflects the Company's findings at the time of its intervention only and within the limits of Client's instructions, if any. The Company's sole responsibility is to its Client and this document does not exonerate parties to a transaction from exercising all their rights and obligations under the transaction documents. This document cannot be reproduced except in full, without prior written approval of the Company. Any unauthorized alteration, forgery or falsification of the content or appearance of this document is unlawful and offenders may be prosecuted to the fullest extent of the law.

Simultaneous transmission with external radio and Qualcomm® FastConnect™ Time Averaged SAR (TAS) radio 99
9.2 Estimated SAR calculation 102
9.3 SPLSR evaluation and analysis 102
9.4 Conclusion 102
10 INSTRUMENTS LIST 103
11 UNCERTAINTY BUDGET 107
12 SAR MEASUREMENT RESULTS 111
13 PD MEASUREMENT RESULTS 145
14 SAR SYSTEM CHECK RESULTS 165
15 PD SYSTEM CHECK RESULTS 183
16 APPENDIXES 186
16.1 SAR_Appendix A Photographs 186
16.2 SAR_Appendix B DAE & Probe Cal. Certificate 186
16.3 SAR_Appendix C Phantom Description & Dipole Cal. Certificate 186

Unless otherwise stated the results shown in this test report refer only to the sample(s) tested and such sample(s) are retained for 90 days only.
除非另有說明，此報告結果僅對測試之樣品負責，同時此樣品僅保留90天。本報告未經本公司書面許可，不可部份複製。
This document is issued by the Company subject to its General Conditions of Service printed overleaf, available on request or accessible at http://www.sgs.com.tw/Terms-and-Conditions and for electronic format documents, subject to Terms and Conditions for Electronic Documents at http://www.sgs.com.tw/Terms-and-Conditions. Attention is drawn to the limitation of liability, indemnification and jurisdiction issues defined therein. Any holder of this document is advised that information contained hereon reflects the Company's findings at the time of its intervention only and within the limits of Client's instructions, if any. The Company's sole responsibility is to its Client and this document does not exonerate parties to a transaction from exercising all their rights and obligations under the transaction documents. This document cannot be reproduced except in full, without prior written approval of the Company. Any unauthorized alteration, forgery or falsification of the content or appearance of this document is unlawful and offenders may be prosecuted to the fullest extent of the law.

1 GENERAL INFORMATION

1.1 Test Methodology

The SAR testing method and procedure for this device is in accordance with the following standards:
IEEE/ANSI C95.1-1992
IEEE 1528-2013
KDB447498D01v06
KDB865664D01v01r04
KDB865664D02v01r02
KDB616217D04v01r02
KDB248227D01v02r01
IEC/IEEE 62209-1528:2020
SPEAG DASY6 System Handbook
SPEAG DASY6 Application Note (Interim Procedure for Device Operation at 6GHz-10GHz)
IEC TR 63170:2018
IEC 62479:2010

Unless otherwise stated the results shown in this test report refer only to the sample(s) tested and such sample(s) are retained for 90 days only.
除非另有說明，此報告結果僅對測試之樣品負責，同時此樣品僅保留90天。本報告未經本公司書面許可，不可部份複製。
This document is issued by the Company subject to its General Conditions of Service printed overleaf, available on request or accessible at http://www.sgs.com.tw/Terms-and-Conditions and for electronic format documents, subject to Terms and Conditions for Electronic Documents at http://www.sgs.com.tw/Terms-and-Conditions. Attention is drawn to the limitation of liability, indemnification and jurisdiction issues defined therein. Any holder of this document is advised that information contained hereon reflects the Company's findings at the time of its intervention only and within the limits of Client's instructions, if any. The Company's sole responsibility is to its Client and this document does not exonerate parties to a transaction from exercising all their rights and obligations under the transaction documents. This document cannot be reproduced except in full, without prior written approval of the Company. Any unauthorized alteration, forgery or falsification of the content or appearance of this document is unlawful and offenders may be prosecuted to the fullest extent of the law.

1.2 Description of EUT

Product Name	Notebook	
Brand Name	Dell	
Model No.	P190G	
FCC ID	E2K-QCNCM825	
Integrated WLAN Module	Brand Name: Qualcomm Model Name: QCNCM825	
Duty Cycle	WLAN802.11	Please refer to section 7
	Bluetooth	Please refer to section 7
Supported radios (TX Frequency Range, MHz)	802.11 b/g/n/ac/ax/be	2.4GHz (2400.0 – 2483.5 MHz)
	802.11a/n/ac/ax/be	5.2GHz (5150.0 –5350.0 MHz) 5.6GHz (5470.0 – 5725.0 MHz) 5.8GHz (5725.0 – 5850.0 MHz) 5.9GHz (5850.0 – 5895.0 MHz)
	802.11a/ax/be	6.2GHz (5925.0 – 6425.0 MHz) 6.5GHz (6425.0 – 6525.0 MHz) 6.7GHz (6525.0 – 6875.0 MHz) 7.0GHz (6875.0 – 7125.0 MHz)
	Bluetooth 5.4	2.4GHz (2400.0 – 2483.5 MHz)

Unless otherwise stated the results shown in this test report refer only to the sample(s) tested and such sample(s) are retained for 90 days only.
除非另有說明，此報告結果僅對測試之樣品負責，同時此樣品僅保留90天。本報告未經本公司書面許可，不可部份複製。
This document is issued by the Company subject to its General Conditions of Service printed overleaf, available on request or accessible at http://www.sgs.com.tw/Terms-and-Conditions and for electronic format documents, subject to Terms and Conditions for Electronic Documents at http://www.sgs.com.tw/Terms-and-Conditions. Attention is drawn to the limitation of liability, indemnification and jurisdiction issues defined therein. Any holder of this document is advised that information contained hereon reflects the Company's findings at the time of its intervention only and within the limits of Client's instructions, if any. The Company's sole responsibility is to its Client and this document does not exonerate parties to a transaction from exercising all their rights and obligations under the transaction documents. This document cannot be reproduced except in full, without prior written approval of the Company. Any unauthorized alteration, forgery or falsification of the content or appearance of this document is unlawful and offenders may be prosecuted to the fullest extent of the law.

1.3 Maximum value

Hong-Bo

Summary of Maximum SAR and Power Density Value		
Mode	Highest SAR 1g (W/kg)	Highest PD (W/m^2)
Bluetooth(GFSK)	0.32	N/A
2.4G WLAN	1.07	N/A
5G WLAN	1.07	N/A
6G WLAN	0.68	9.221

Speed

Summary of Maximum SAR and Power Density Value		
Mode	Highest SAR 1g (W/kg)	Highest PD (W/m^2)
Bluetooth(GFSK)	0.18	N/A
2.4G WLAN	1.16	N/A
5G WLAN	0.91	N/A
6G WLAN	0.8	9.017

Unless otherwise stated the results shown in this test report refer only to the sample(s) tested and such sample(s) are retained for 90 days only.
除非另有說明，此報告結果僅對測試之樣品負責，同時此樣品僅保留90天。本報告未經本公司書面許可，不可部份複製。
This document is issued by the Company subject to its General Conditions of Service printed overleaf, available on request or accessible at http://www.sgs.com.tw/Terms-and-Conditions and for electronic format documents, subject to Terms and Conditions for Electronic Documents at http://www.sgs.com.tw/Terms-and-Conditions. Attention is drawn to the limitation of liability, indemnification and jurisdiction issues defined therein. Any holder of this document is advised that information contained hereon reflects the Company's findings at the time of its intervention only and within the limits of Client's instructions, if any. The Company's sole responsibility is to its Client and this document does not exonerate parties to a transaction from exercising all their rights and obligations under the transaction documents. This document cannot be reproduced except in full, without prior written approval of the Company. Any unauthorized alteration, forgery or falsification of the content or appearance of this document is unlawful and offenders may be prosecuted to the fullest extent of the law.

1.4 Antenna Information

Laptop mode_WLAN

Vendor	**HB**									
Antenna	**Main**									
Part Number	260-24452 (DC33002W00L)									
Frequency(MHz)	2400~2500	5150~5250	5250~5350	5470~5725	5725~5850	5850~5895	5925~6425	6425~6525	6525~6875	6875~7125
Gain (dBi)	2.94	2.78	2.93	2.69	2.68	2.68	2.78	3.97	3.98	3.91
Antenna	**Aux**									
Part Number	260-24452 (DC33002W00L)									
Frequency(MHz)	2400~2500	5150~5250	5250~5350	5470~5725	5725~5850	5850~5895	5925~6425	6425~6525	6525~6875	6875~7125
Gain (dBi)	2.91	2.97	2.97	2.85	2.78	2.50	2.86	2.79	3.55	3.39
Note: Antenna information is provided by the applicant.										

Laptop mode_WLAN

Vendor	**Speed**									
Antenna	**Main**									
Part Number	F-0G-FH-6175-001-00 (DC33002XW0L)									
Frequency(MHz)	2400~2500	5150~5250	5250~5350	5470~5725	5725~5850	5850~5895	5925~6425	6425~6525	6525~6875	6875~7125
Gain (dBi)	2.85	2.93	2.93	2.56	2.60	2.96	3.41	3.89	3.89	3.68
Antenna	**Aux**									
Part Number	F-0G-FH-6175-001-00 (DC33002XW0L)									
Frequency(MHz)	2400~2500	5150~5250	5250~5350	5470~5725	5725~5850	5850~5895	5925~6425	6425~6525	6525~6875	6875~7125
Gain (dBi)	2.74	2.90	2.90	2.81	2.81	2.52	3.38	2.79	2.31	2.96
Note: Antenna information is provided by the applicant.										

Unless otherwise stated the results shown in this test report refer only to the sample(s) tested and such sample(s) are retained for 90 days only.
除非另有說明，此報告結果僅對測試之樣品負責，同時此樣品僅保留90天。本報告未經本公司書面許可，不可部份複製。
This document is issued by the Company subject to its General Conditions of Service printed overleaf, available on request or accessible at http://www.sgs.com.tw/Terms-and-Conditions and for electronic format documents, subject to Terms and Conditions for Electronic Documents at http://www.sgs.com.tw/Terms-and-Conditions. Attention is drawn to the limitation of liability, indemnification and jurisdiction issues defined therein. Any holder of this document is advised that information contained hereon reflects the Company's findings at the time of its intervention only and within the limits of Client's instructions, if any. The Company's sole responsibility is to its Client and this document does not exonerate parties to a transaction from exercising all their rights and obligations under the transaction documents. This document cannot be reproduced except in full, without prior written approval of the Company. Any unauthorized alteration, forgery or falsification of the content or appearance of this document is unlawful and offenders may be prosecuted to the fullest extent of the law.

2 MEASUREMENT SYSTEM

2.1 Test Facility

Laboratory	Test Site Address	Test Site Name	FCC Designation number	IC CAB identifier
SGS Taiwan Ltd. Central RF Lab. (TAF code 3702)	**1F, No. 8, Alley 15, Lane 120, Sec. 1, NeiHu Road, Neihu District, Taipei City, 11493, Taiwan.**	SAR 2	TW0029	TW3702
		SAR 6		
		SAR 8		
	No. 2, Keji 1st Rd., Guishan Township, Taoyuan County, 33383, Taiwan	SAR 1	TW0028	
		SAR 4		
	No.134, Wu Kung Road, New Taipei Industrial Park, Wuku District, New Taipei City, Taiwan	SAR 3	TW0027	
		SAR 7		
Note: Test site name is remarked on the equipment list in each section of this report as an indication where measurements occurred in specific test site and address.				

Unless otherwise stated the results shown in this test report refer only to the sample(s) tested and such sample(s) are retained for 90 days only.
除非另有說明，此報告結果僅對測試之樣品負責，同時此樣品僅保留90天。本報告未經本公司書面許可，不可部份複製。
This document is issued by the Company subject to its General Conditions of Service printed overleaf, available on request or accessible at http://www.sgs.com.tw/Terms-and-Conditions and for electronic format documents, subject to Terms and Conditions for Electronic Documents at http://www.sgs.com.tw/Terms-and-Conditions. Attention is drawn to the limitation of liability, indemnification and jurisdiction issues defined therein. Any holder of this document is advised that information contained hereon reflects the Company's findings at the time of its intervention only and within the limits of Client's instructions, if any. The Company's sole responsibility is to its Client and this document does not exonerate parties to a transaction from exercising all their rights and obligations under the transaction documents. This document cannot be reproduced except in full, without prior written approval of the Company. Any unauthorized alteration, forgery or falsification of the content or appearance of this document is unlawful and offenders may be prosecuted to the fullest extent of the law.

2.2 SAR System

Block Diagram (DASY5)

A block diagram of the SAR measurement System is given in below. This SAR measurement system uses a computer-controlled 3-D stepper motor system (SPEAG DASY 5 professional system). The model EX3DV4 field probe is used to determine the internal electric fields. The SAR can be obtained from the equation SAR= σ ($|Ei|^2$)/ ρ where σ and ρ are the conductivity and mass density of the tissue-simulant.

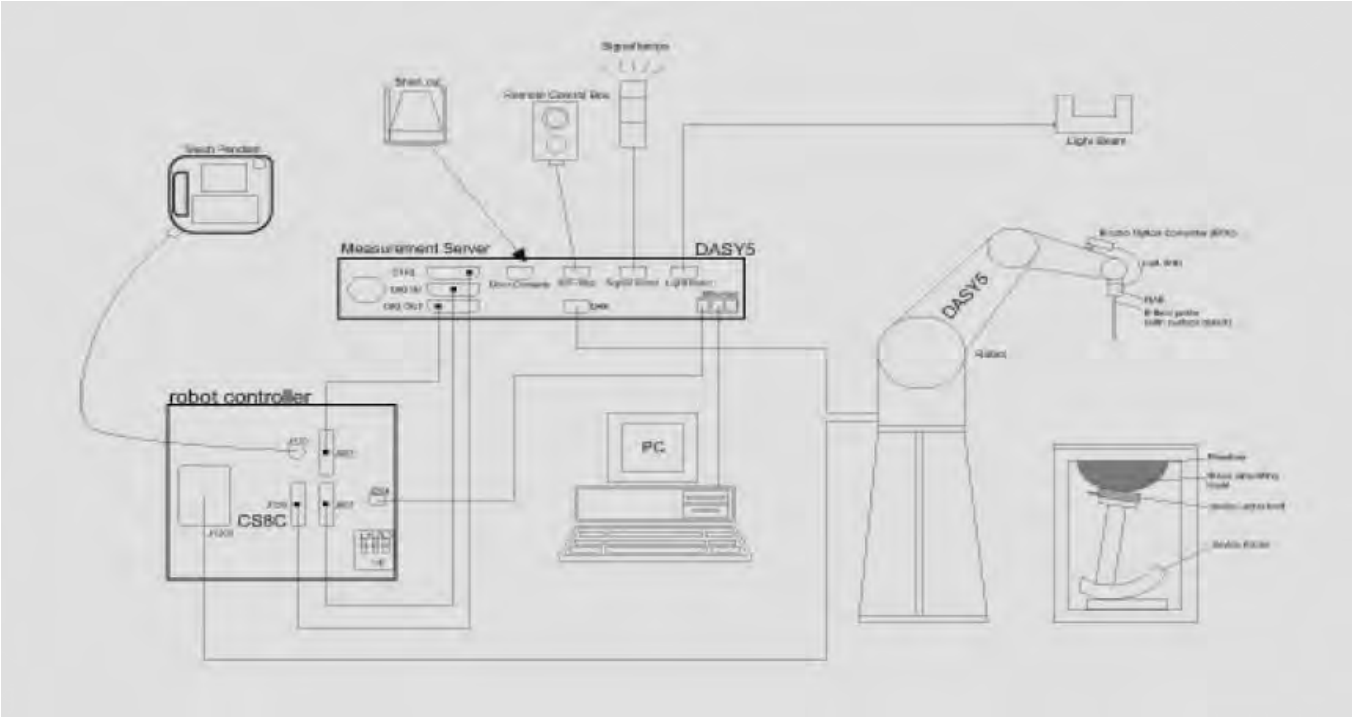

Unless otherwise stated the results shown in this test report refer only to the sample(s) tested and such sample(s) are retained for 90 days only.
除非另有說明，此報告結果僅對測試之樣品負責，同時此樣品僅保留90天。本報告未經本公司書面許可，不可部份複製。
This document is issued by the Company subject to its General Conditions of Service printed overleaf, available on request or accessible at http://www.sgs.com.tw/Terms-and-Conditions and for electronic format documents, subject to Terms and Conditions for Electronic Documents at http://www.sgs.com.tw/Terms-and-Conditions. Attention is drawn to the limitation of liability, indemnification and jurisdiction issues defined therein. Any holder of this document is advised that information contained hereon reflects the Company's findings at the time of its intervention only and within the limits of Client's instructions, if any. The Company's sole responsibility is to its Client and this document does not exonerate parties to a transaction from exercising all their rights and obligations under the transaction documents. This document cannot be reproduced except in full, without prior written approval of the Company. Any unauthorized alteration, forgery or falsification of the content or appearance of this document is unlawful and offenders may be prosecuted to the fullest extent of the law.

Block Diagram (DASY6)

The DASY system used for performing compliance tests consists of the following items:

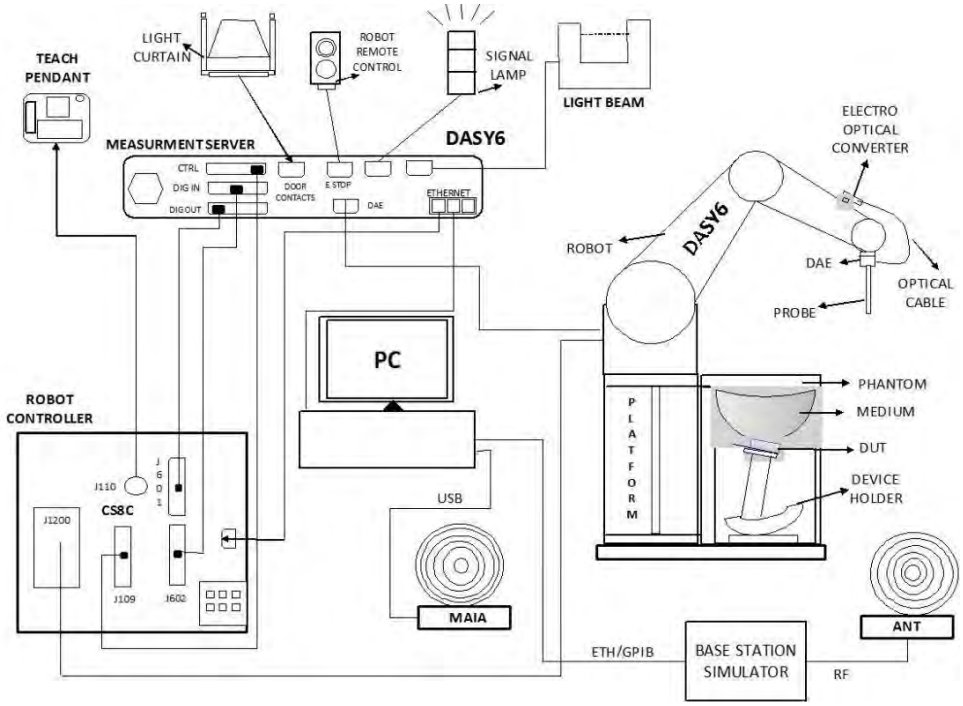

- A standard high precision 6-axis robot with controller, teach pendant and software. An arm extension for accommodating the data acquisition electronics (DAE).
- An isotropic field probe optimized and calibrated for the targeted measurement.
- A data acquisition electronics (DAE) which performs the signal amplification, signal multiplexing, AD-conversion, offset measurements, mechanical surface detection, collision detection, etc. The unit is battery powered with standard or rechargeable batteries. The signal is optically transmitted to the EOC.
- The Electro-optical converter (EOC) performs the conversion from optical to electrical signals for the digital communication to the DAE. To use optical surface detection, a special version of the EOC is required. The EOC signal is transmitted to the measurement server.
- The function of the measurement server is to perform the time critical tasks such as signal filtering, control of the robot operation and fast movement interrupts.
- The Light Beam used is for probe alignment. This improves the (absolute) accuracy of the probe positioning.
- A computer running Windows 10 and the DASY6 software.
- Remote control and teach pendant as well as additional circuitry for robot safety such as warning lamps, etc.
- The phantom, the device holder and other accessories according to the targeted measurement.

Unless otherwise stated the results shown in this test report refer only to the sample(s) tested and such sample(s) are retained for 90 days only.
除非另有說明，此報告結果僅對測試之樣品負責，同時此樣品僅保留90天。本報告未經本公司書面許可，不可部份複製。
This document is issued by the Company subject to its General Conditions of Service printed overleaf, available on request or accessible at http://www.sgs.com.tw/Terms-and-Conditions and for electronic format documents, subject to Terms and Conditions for Electronic Documents at http://www.sgs.com.tw/Terms-and-Conditions. Attention is drawn to the limitation of liability, indemnification and jurisdiction issues defined therein. Any holder of this document is advised that information contained hereon reflects the Company's findings at the time of its intervention only and within the limits of Client's instructions, if any. The Company's sole responsibility is to its Client and this document does not exonerate parties to a transaction from exercising all their rights and obligations under the transaction documents. This document cannot be reproduced except in full, without prior written approval of the Company. Any unauthorized alteration, forgery or falsification of the content or appearance of this document is unlawful and offenders may be prosecuted to the fullest extent of the law.

EX3DV4 E-Field Probe

Construction	Symmetrical design with triangular core Built-in shielding against static charges PEEK enclosure material (resistant to organic solvents, e.g., DGBE)	
Calibration	Basic Broad Band Calibration in air Conversion Factors (CF) for HSL 2450/5250/5600/5750/6500/7000 MHz Additional CF for other liquids and frequencies upon request	
Frequency	10 MHz to > 6 GHz	
Directivity	± 0.3 dB in HSL (rotation around probe axis) ± 0.5 dB in tissue material (rotation normal to probe axis)	
Dynamic Range	10 µW/g to > 100 mW/g Linearity: ± 0.2 dB (noise: typically < 1 µW/g)	
Dimensions	Tip diameter: 2.5 mm	
Application	High precision dosimetric measurements in any exposure scenario (e.g., very strong gradient fields). Only probe which enables compliance testing for frequencies up to 6 GHz with precision of better 30%.	

Unless otherwise stated the results shown in this test report refer only to the sample(s) tested and such sample(s) are retained for 90 days only.
除非另有說明，此報告結果僅對測試之樣品負責，同時此樣品僅保留90天。本報告未經本公司書面許可，不可部份複製。
This document is issued by the Company subject to its General Conditions of Service printed overleaf, available on request or accessible at http://www.sgs.com.tw/Terms-and-Conditions and for electronic format documents, subject to Terms and Conditions for Electronic Documents at http://www.sgs.com.tw/Terms-and-Conditions. Attention is drawn to the limitation of liability, indemnification and jurisdiction issues defined therein. Any holder of this document is advised that information contained hereon reflects the Company's findings at the time of its intervention only and within the limits of Client's instructions, if any. The Company's sole responsibility is to its Client and this document does not exonerate parties to a transaction from exercising all their rights and obligations under the transaction documents. This document cannot be reproduced except in full, without prior written approval of the Company. Any unauthorized alteration, forgery or falsification of the content or appearance of this document is unlawful and offenders may be prosecuted to the fullest extent of the law.

PHANTOM (ELI)

Model	ELI	
Construction	The ELI phantom is used for compliance testing of handheld and body-mounted wireless devices in the frequency range of 30 MHz to 6 GHz. ELI is fully compatible with the IEC 62209-2 standard and all known tissue simulating liquids. ELI has been optimized regarding its performance and can be integrated into our standard phantom tables. A cover prevents evaporation of the liquid. Reference markings on the phantom allow installation of the complete setup, including all predefined phantom positions and measurement grids, by teaching three points. The phantom is compatible with all SPEAG dosimetric probes and dipoles.	
Shell Thickness	2 ± 0.2 mm	
Filling Volume	Approx. 30 liters	
Dimensions	Major axis: 600 mm Minor axis: 400 mm	

DEVICE HOLDER

Construction	The device holder (Supporter) for Notebook is made by POM (polyoxymethylene resin) , which is non-metal and non-conductive. The height can be adjusted to fit varies kind of notebooks.	 Device Holder

Unless otherwise stated the results shown in this test report refer only to the sample(s) tested and such sample(s) are retained for 90 days only.
除非另有說明，此報告結果僅對測試之樣品負責，同時此樣品僅保留90天。本報告未經本公司書面許可，不可部份複製。
This document is issued by the Company subject to its General Conditions of Service printed overleaf, available on request or accessible at http://www.sgs.com.tw/Terms-and-Conditions and for electronic format documents, subject to Terms and Conditions for Electronic Documents at http://www.sgs.com.tw/Terms-and-Conditions. Attention is drawn to the limitation of liability, indemnification and jurisdiction issues defined therein. Any holder of this document is advised that information contained hereon reflects the Company's findings at the time of its intervention only and within the limits of Client's instructions, if any. The Company's sole responsibility is to its Client and this document does not exonerate parties to a transaction from exercising all their rights and obligations under the transaction documents. This document cannot be reproduced except in full, without prior written approval of the Company. Any unauthorized alteration, forgery or falsification of the content or appearance of this document is unlawful and offenders may be prosecuted to the fullest extent of the law.

2.3 PD system

Block Diagram (DASY6)

Power density measurements for mmWave frequencies were performed using SPEAG DASY6 with cDASY6 5G module. The DASY6 included a high precision robotics system (Staubli), robot controller, desktop computer, near-field probe, probe alignment sensor, and the 5G phantom cover.

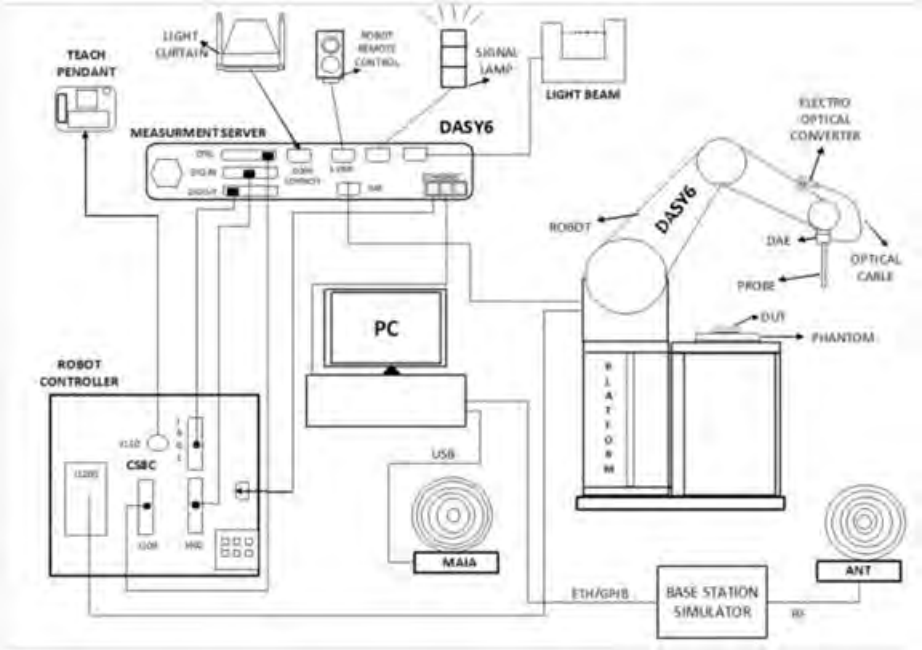

EUmmWVx probe

The EUmmWVx probe is based on the pseudo-vector probe design, which not only measures the field magnitude but also derives its polarization ellipse. The design entails two small 0.8mm dipole sensors mechanically protected by high-density foam, printed on both sides of a 0.9mm wide and 0.12mm thick glass substrate. The body of the probe is specifically constructed to minimize distortion by the scattered fields. The probe consist of two sensors with different angles (1 and 2) arranged in the same plane in the probe axis. Three or more measurements of the two sensors are taken for different probe rotational angles to derive the amplitude and polarization information. The probe design allows measurements at distances as small as 2mm from the sensors to the surface of the device under test (DUT). The typical sensor to probe tip distance is 1.5 mm. The exact distance is calibrated.

	Two dipoles optimally arranged to obtain pseudo-vector information.Minimum 3 measurements/ point, 120º rotated around probe axis. Sensors (0.8mm length) printed on glass substrate protected by high density foam.Low perturbation of the measured field. Requires positioner which can do accurate probe rotation.
Frequency Range	750 MHz – 110 GHz

Unless otherwise stated the results shown in this test report refer only to the sample(s) tested and such sample(s) are retained for 90 days only.
除非另有說明，此報告結果僅對測試之樣品負責，同時此樣品僅保留90天。本報告未經本公司書面許可，不可部份複製。
This document is issued by the Company subject to its General Conditions of Service printed overleaf, available on request or accessible at http://www.sgs.com.tw/Terms-and-Conditions and for electronic format documents, subject to Terms and Conditions for Electronic Documents at http://www.sgs.com.tw/Terms-and-Conditions. Attention is drawn to the limitation of liability, indemnification and jurisdiction issues defined therein. Any holder of this document is advised that information contained hereon reflects the Company's findings at the time of its intervention only and within the limits of Client's instructions, if any. The Company's sole responsibility is to its Client and this document does not exonerate parties to a transaction from exercising all their rights and obligations under the transaction documents. This document cannot be reproduced except in full, without prior written approval of the Company. Any unauthorized alteration, forgery or falsification of the content or appearance of this document is unlawful and offenders may be prosecuted to the fullest extent of the law.

Dynamic Range	< 20 V/m – 10,000 V/m with PRE-10 (min < 50 V/m - 3000 V/m)
Position Precision	< 0.2 mm (DASY6)
Dimensions	Overall length: 337 mm (tip: 20 mm) Tip diameter: encapsulation 8 mm (internal sensor < 1mm) Distance from probe tip to dipole centers: < 2 mm. Sensor displacement to probe's calibration point: < 0.3 mm
Applications 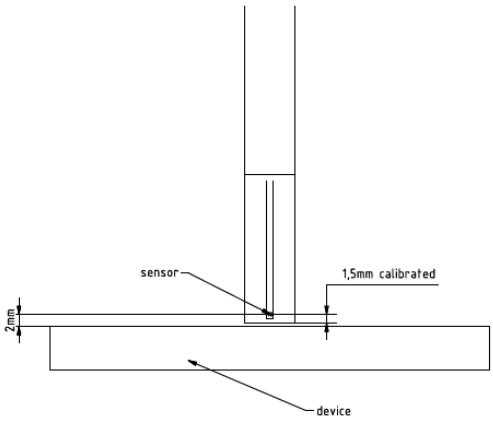 	E-field measurements of 5G devices and other mm-wave transmitters operating above 10GHz in < 2 mm distance from device (free-space).Power density, H-field and far-field analysis using total field reconstruction (cDASY6 5G module required)
Compatibility	cDASY6 + 5G-Module SW1.0 and higher

mmWave Phantom

The mmWave Phantom approximates free-space conditions, allowing for the evaluation of the antenna side of the device and the front (screen) side or any opposite-radiating side of wireless devices operating above 10 GHz without distorting the RF field. It consists of a 40mm thick Rohacell plate used as a test bed, which has a loss tangent (tan δ) $\leq$ 0.05 and a relative permittivity (ϵr) $\leq$ 1.2. High-performance RF absorbers are placed below the foam.

Unless otherwise stated the results shown in this test report refer only to the sample(s) tested and such sample(s) are retained for 90 days only.
除非另有說明，此報告結果僅對測試之樣品負責，同時此樣品僅保留90天。本報告未經本公司書面許可，不可部份複製。
This document is issued by the Company subject to its General Conditions of Service printed overleaf, available on request or accessible at http://www.sgs.com.tw/Terms-and-Conditions and for electronic format documents, subject to Terms and Conditions for Electronic Documents at http://www.sgs.com.tw/Terms-and-Conditions. Attention is drawn to the limitation of liability, indemnification and jurisdiction issues defined therein. Any holder of this document is advised that information contained hereon reflects the Company's findings at the time of its intervention only and within the limits of Client's instructions, if any. The Company's sole responsibility is to its Client and this document does not exonerate parties to a transaction from exercising all their rights and obligations under the transaction documents. This document cannot be reproduced except in full, without prior written approval of the Company. Any unauthorized alteration, forgery or falsification of the content or appearance of this document is unlawful and offenders may be prosecuted to the fullest extent of the law.

3 SAR SYSTEM VERIFICATION

3.1 Tissue Simulating Liquid

For the measurement of the field distribution inside the SAM phantom with DASY, the phantom must be filled with homogeneous tissue simulating liquid. For head SAR testing, the liquid height from the ear rint (ERP) of the phantom to the liquid top surface is larger than 15cm. For body SAR testing, the liquid height fromeference po the center of the flat phantom to the liquid top surface is larger than 15cm.

3.2 Tissue Simulant Liquid measurement

The dielectric properties for this Head-simulant fluid were measured by using the SPEAG Dielectric Assessment Kit (DAKS-3.5)
All dielectric parameters of tissue simulates were measured within 24 hours of SAR measurements. The measured conductivity and permittivity are all within ± 5% of the target values.

Unless otherwise stated the results shown in this test report refer only to the sample(s) tested and such sample(s) are retained for 90 days only.
除非另有說明，此報告結果僅對測試之樣品負責，同時此樣品僅保留90天。本報告未經本公司書面許可，不可部份複製。
This document is issued by the Company subject to its General Conditions of Service printed overleaf, available on request or accessible at http://www.sgs.com.tw/Terms-and-Conditions and for electronic format documents, subject to Terms and Conditions for Electronic Documents at http://www.sgs.com.tw/Terms-and-Conditions. Attention is drawn to the limitation of liability, indemnification and jurisdiction issues defined therein. Any holder of this document is advised that information contained hereon reflects the Company's findings at the time of its intervention only and within the limits of Client's instructions, if any. The Company's sole responsibility is to its Client and this document does not exonerate parties to a transaction from exercising all their rights and obligations under the transaction documents. This document cannot be reproduced except in full, without prior written approval of the Company. Any unauthorized alteration, forgery or falsification of the content or appearance of this document is unlawful and offenders may be prosecuted to the fullest extent of the law.

3.3 Measurement results of Tissue Simulant Liquid

Hong-Bo

Measured Frequency (MHz)	Target Dielectric Constant, εr	Target Conductivity, σ (S/m)	Measured Dielectric Constant, εr	Measured Conductivity, σ (S/m)	% dev εr	% dev σ	Limit	Measurement Date	Liquid Temp. (°C)	Ambient Temp (°C)
2402	39.282	1.757	39.716	1.771	1.10%	0.77%	± 5%	Mar. 10, 2024	22.3	22.5
2412	39.265	1.766	39.679	1.781	1.05%	0.83%	± 5%	Mar. 10, 2024	22.3	22.5
2437	39.222	1.788	39.574	1.810	0.90%	1.20%	± 5%	Mar. 10, 2024	22.3	22.5
2441	39.215	1.792	39.552	1.814	0.86%	1.23%	± 5%	Mar. 10, 2024	22.3	22.5
2450	39.200	1.800	39.528	1.823	0.84%	1.28%	± 5%	Mar. 10, 2024	22.3	22.5
2462	39.184	1.813	39.477	1.836	0.75%	1.28%	± 5%	Mar. 10, 2024	22.3	22.5
5190	36.010	4.650	36.020	4.654	0.03%	0.10%	± 5%	Mar. 11, 2024	21.8	22.2
5210	35.990	4.670	35.904	4.681	-0.24%	0.24%	± 5%	Mar. 11, 2024	21.8	22.2
5230	35.970	4.690	35.761	4.709	-0.58%	0.41%	± 5%	Mar. 11, 2024	21.8	22.2
5250	35.950	4.710	35.737	4.743	-0.59%	0.70%	± 5%	Mar. 11, 2024	21.8	22.2
5270	35.930	4.730	35.700	4.768	-0.64%	0.80%	± 5%	Mar. 11, 2024	21.8	22.2
5290	35.910	4.750	35.692	4.789	-0.61%	0.82%	± 5%	Mar. 11, 2024	21.8	22.2
5310	35.890	4.770	35.675	4.819	-0.60%	1.03%	± 5%	Mar. 11, 2024	21.8	22.2
5530	35.605	4.997	35.313	5.095	-0.82%	1.97%	± 5%	Mar. 11, 2024	22.0	22.3
5570	35.545	5.039	35.234	5.140	-0.87%	2.01%	± 5%	Mar. 11, 2024	22.0	22.3
5600	35.500	5.070	35.163	5.176	-0.95%	2.09%	± 5%	Mar. 11, 2024	22.0	22.3
5690	35.410	5.160	34.951	5.286	-1.30%	2.44%	± 5%	Mar. 11, 2024	22.0	22.3
5750	35.350	5.220	34.852	5.360	-1.41%	2.68%	± 5%	Mar. 12, 2024	21.9	22.2
5775	35.325	5.245	34.621	5.400	-1.99%	2.96%	± 5%	Mar. 12, 2024	21.9	22.2
5795	35.305	5.265	34.592	5.429	-2.02%	3.11%	± 5%	Mar. 12, 2024	21.9	22.2
5815	35.285	5.286	34.580	5.455	-2.00%	3.20%	± 5%	Mar. 12, 2024	21.9	22.2
5855	35.245	5.328	34.425	5.511	-2.33%	3.44%	± 5%	Mar. 12, 2024	21.9	22.2
6105	34.974	5.604	34.251	5.723	-2.07%	2.13%	± 5%	Mar. 13, 2024	22.1	22.4
6265	34.782	5.793	34.103	5.913	-1.95%	2.08%	± 5%	Mar. 13, 2024	22.1	22.4
6425	34.590	5.982	33.950	6.101	-1.85%	2.00%	± 5%	Mar. 13, 2024	22.1	22.4
6500	34.500	6.070	33.906	6.188	-1.72%	1.94%	± 5%	Mar. 13, 2024	22.1	22.4
6585	34.398	6.169	33.825	6.283	-1.67%	1.85%	± 5%	Mar. 13, 2024	22.3	22.6
6905	34.014	6.540	33.458	6.650	-1.63%	1.69%	± 5%	Mar. 13, 2024	22.3	22.6
7000	33.900	6.650	33.367	6.752	-1.57%	1.53%	± 5%	Mar. 13, 2024	22.3	22.6
2402	39.282	1.757	39.973	1.793	1.76%	2.02%	± 5%	May. 08, 2024	22.1	22.4
2412	39.265	1.766	39.905	1.801	1.63%	1.96%	± 5%	May. 08, 2024	22.1	22.4
2437	39.222	1.788	39.824	1.822	1.53%	1.87%	± 5%	May. 08, 2024	22.1	22.4
2441	39.215	1.792	39.795	1.824	1.48%	1.78%	± 5%	May. 08, 2024	22.1	22.4
2450	39.200	1.800	39.764	1.834	1.44%	1.89%	± 5%	May. 08, 2024	22.1	22.4
2462	39.184	1.813	39.685	1.839	1.28%	1.45%	± 5%	May. 08, 2024	22.1	22.4
5210	35.990	4.670	35.983	4.698	-0.02%	0.60%	± 5%	May. 08, 2024	21.8	22.3
5250	35.950	4.710	35.701	4.762	-0.69%	1.10%	± 5%	May. 08, 2024	21.8	22.3
5290	35.910	4.750	35.635	4.803	-0.77%	1.12%	± 5%	May. 08, 2024	21.8	22.3
5570	35.545	5.039	35.348	5.098	-0.55%	1.18%	± 5%	May. 08, 2024	21.5	22.0
5600	35.500	5.070	35.312	5.131	-0.53%	1.20%	± 5%	May. 08, 2024	21.5	22.0
5750	35.350	5.220	35.213	5.298	-0.39%	1.49%	± 5%	May. 08, 2024	21.7	22.2
5775	35.325	5.245	35.096	5.325	-0.65%	1.53%	± 5%	May. 08, 2024	21.7	22.2
5855	35.245	5.328	34.892	5.431	-1.00%	1.94%	± 5%	May. 08, 2024	21.7	22.2
6105	34.974	5.604	34.525	5.722	-1.28%	2.11%	± 5%	May. 08, 2024	21.6	22.1
6265	34.782	5.793	34.186	5.932	-1.71%	2.40%	± 5%	May. 08, 2024	21.6	22.1
6425	34.590	5.982	33.987	6.108	-1.74%	2.11%	± 5%	May. 08, 2024	21.6	22.1
6500	34.500	6.070	33.937	6.204	-1.63%	2.21%	± 5%	May. 08, 2024	21.6	22.1
6585	34.398	6.169	33.858	6.307	-1.57%	2.24%	± 5%	May. 08, 2024	21.6	22.1
6905	34.014	6.540	33.475	6.682	-1.58%	2.17%	± 5%	May. 08, 2024	21.5	21.9
7000	33.900	6.650	33.326	6.822	-1.69%	2.59%	± 5%	May. 08, 2024	21.5	21.9

Unless otherwise stated the results shown in this test report refer only to the sample(s) tested and such sample(s) are retained for 90 days only.
除非另有說明，此報告結果僅對測試之樣品負責，同時此樣品僅保留90天。本報告未經本公司書面許可，不可部份複製。
This document is issued by the Company subject to its General Conditions of Service printed overleaf, available on request or accessible at http://www.sgs.com.tw/Terms-and-Conditions and for electronic format documents, subject to Terms and Conditions for Electronic Documents at http://www.sgs.com.tw/Terms-and-Conditions. Attention is drawn to the limitation of liability, indemnification and jurisdiction issues defined therein. Any holder of this document is advised that information contained hereon reflects the Company's findings at the time of its intervention only and within the limits of Client's instructions, if any. The Company's sole responsibility is to its Client and this document does not exonerate parties to a transaction from exercising all their rights and obligations under the transaction documents. This document cannot be reproduced except in full, without prior written approval of the Company. Any unauthorized alteration, forgery or falsification of the content or appearance of this document is unlawful and offenders may be prosecuted to the fullest extent of the law.

Speed

Measured Frequency (MHz)	Target Dielectric Constant, εr	Target Conductivity, σ (S/m)	Measured Dielectric Constant, εr	Measured Conductivity, σ (S/m)	% dev εr	% dev σ	Limit	Measurement Date	Liquid Temp. (°C)	Ambient Temp (°C)
2402	39.282	1.757	38.766	1.726	-1.31%	-1.79%	± 5%	Mar. 10, 2024	22.4	22.6
2437	39.222	1.788	38.709	1.753	-1.31%	-1.98%	± 5%	Mar. 10, 2024	22.4	22.6
2441	39.215	1.792	38.696	1.756	-1.32%	-2.01%	± 5%	Mar. 10, 2024	22.4	22.6
2450	39.200	1.800	38.684	1.767	-1.32%	-1.83%	± 5%	Mar. 10, 2024	22.4	22.6
2462	39.184	1.813	38.667	1.773	-1.32%	-2.20%	± 5%	Mar. 10, 2024	22.4	22.6
5210	35.990	4.670	35.476	4.636	-1.43%	-0.73%	± 5%	Mar. 11, 2024	22.1	22.5
5230	35.970	4.690	35.455	4.651	-1.43%	-0.83%	± 5%	Mar. 11, 2024	22.1	22.5
5250	35.950	4.710	35.431	4.673	-1.44%	-0.79%	± 5%	Mar. 11, 2024	22.1	22.5
5290	35.910	4.750	35.390	4.716	-1.45%	-0.72%	± 5%	Mar. 11, 2024	22.1	22.5
5570	35.545	5.039	35.029	5.012	-1.45%	-0.53%	± 5%	Mar. 12, 2024	22.5	22.8
5600	35.500	5.070	34.980	5.038	-1.46%	-0.63%	± 5%	Mar. 12, 2024	22.5	22.8
5750	35.350	5.220	34.837	5.183	-1.45%	-0.71%	± 5%	Mar. 12, 2024	22.3	22.7
5775	35.325	5.245	34.813	5.205	-1.45%	-0.76%	± 5%	Mar. 12, 2024	22.3	22.7
5815	35.285	5.286	34.771	5.250	-1.46%	-0.68%	± 5%	Mar. 12, 2024	22.3	22.7
5855	35.245	5.328	34.729	5.291	-1.46%	-0.69%	± 5%	Mar. 12, 2024	22.3	22.7
6105	34.974	5.604	34.456	5.566	-1.48%	-0.68%	± 5%	Mar. 13, 2024	22.2	22.6
6425	34.590	5.982	34.076	5.946	-1.49%	-0.59%	± 5%	Mar. 13, 2024	22.2	22.6
6500	34.500	6.070	33.980	6.031	-1.51%	-0.64%	± 5%	Mar. 13, 2024	22.2	22.6
6585	34.398	6.169	33.881	6.137	-1.50%	-0.51%	± 5%	Mar. 13, 2024	22.2	22.6
6905	34.014	6.540	33.500	6.503	-1.51%	-0.56%	± 5%	Mar. 13, 2024	22.0	22.3
7000	33.900	6.650	33.379	6.610	-1.54%	-0.60%	± 5%	Mar. 13, 2024	22.0	22.3
2402	39.282	1.757	39.973	1.793	1.76%	2.02%	± 5%	May. 08, 2024	22.1	22.4
2412	39.265	1.766	39.905	1.801	1.63%	1.96%	± 5%	May. 08, 2024	22.1	22.4
2437	39.222	1.788	39.824	1.822	1.53%	1.87%	± 5%	May. 08, 2024	22.1	22.4
2441	39.215	1.792	39.795	1.824	1.48%	1.78%	± 5%	May. 08, 2024	22.1	22.4
2450	39.200	1.800	39.764	1.834	1.44%	1.89%	± 5%	May. 08, 2024	22.1	22.4
2462	39.184	1.813	39.685	1.839	1.28%	1.45%	± 5%	May. 08, 2024	22.1	22.4
5210	35.990	4.670	35.983	4.698	-0.02%	0.60%	± 5%	May. 08, 2024	21.8	22.3
5250	35.950	4.710	35.701	4.762	-0.69%	1.10%	± 5%	May. 08, 2024	21.8	22.3
5290	35.910	4.750	35.635	4.803	-0.77%	1.12%	± 5%	May. 08, 2024	21.8	22.3
5570	35.545	5.039	35.348	5.098	-0.55%	1.18%	± 5%	May. 08, 2024	21.5	22.0
5600	35.500	5.070	35.312	5.131	-0.53%	1.20%	± 5%	May. 08, 2024	21.5	22.0
5750	35.350	5.220	35.213	5.298	-0.39%	1.49%	± 5%	May. 08, 2024	21.7	22.2
5775	35.325	5.245	35.096	5.325	-0.65%	1.53%	± 5%	May. 08, 2024	21.7	22.2
5855	35.245	5.328	34.892	5.431	-1.00%	1.94%	± 5%	May. 08, 2024	21.7	22.2
6105	34.974	5.604	34.525	5.722	-1.28%	2.11%	± 5%	May. 08, 2024	21.6	22.1
6265	34.782	5.793	34.186	5.932	-1.71%	2.40%	± 5%	May. 08, 2024	21.6	22.1
6425	34.590	5.982	33.987	6.108	-1.74%	2.11%	± 5%	May. 08, 2024	21.6	22.1
6500	34.500	6.070	33.937	6.204	-1.63%	2.21%	± 5%	May. 08, 2024	21.6	22.1
6585	34.398	6.169	33.858	6.307	-1.57%	2.24%	± 5%	May. 08, 2024	21.6	22.1
6905	34.014	6.540	33.475	6.682	-1.58%	2.17%	± 5%	May. 08, 2024	21.5	21.9
7000	33.900	6.650	33.326	6.822	-1.69%	2.59%	± 5%	May. 08, 2024	21.5	21.9

Unless otherwise stated the results shown in this test report refer only to the sample(s) tested and such sample(s) are retained for 90 days only.
除非另有說明，此報告結果僅對測試之樣品負責，同時此樣品僅保留90天。本報告未經本公司書面許可，不可部份複製。
This document is issued by the Company subject to its General Conditions of Service printed overleaf, available on request or accessible at http://www.sgs.com.tw/Terms-and-Conditions and for electronic format documents, subject to Terms and Conditions for Electronic Documents at http://www.sgs.com.tw/Terms-and-Conditions. Attention is drawn to the limitation of liability, indemnification and jurisdiction issues defined therein. Any holder of this document is advised that information contained hereon reflects the Company's findings at the time of its intervention only and within the limits of Client's instructions, if any. The Company's sole responsibility is to its Client and this document does not exonerate parties to a transaction from exercising all their rights and obligations under the transaction documents. This document cannot be reproduced except in full, without prior written approval of the Company. Any unauthorized alteration, forgery or falsification of the content or appearance of this document is unlawful and offenders may be prosecuted to the fullest extent of the law.

3.4 The composition of the tissue simulating liquid:

Simulating Liquids for 600 MHz -10 GHz, Manufactured by SPEAG:

Broad-band head tissue simulating liquids	SPEAG Product	Frequency range (MHz)	Main Ingredients
	HBBL600-10000V6	600 - 10000	Water, Oil

3.5 System check

The microwave circuit arrangement for system check is sketched in below. The daily system accuracy verification occurs within the flat section of the SAM phantom and ELI phantom. A SAR measurement was performed to see if the measured SAR was within +/- 10% from the target SAR values.

The tests were conducted on the same days as the measurement of the DUT. The obtained results from the system accuracy verification are displayed with SAR values normalized to 1W forward power delivered to the dipole.

During the tests, the liquid depth from the center of the flat phantom to the liquid top surface was 15 cm above in all the cases. It is seen that the system is operating within its specification, as the results are within acceptable tolerance of the reference values.

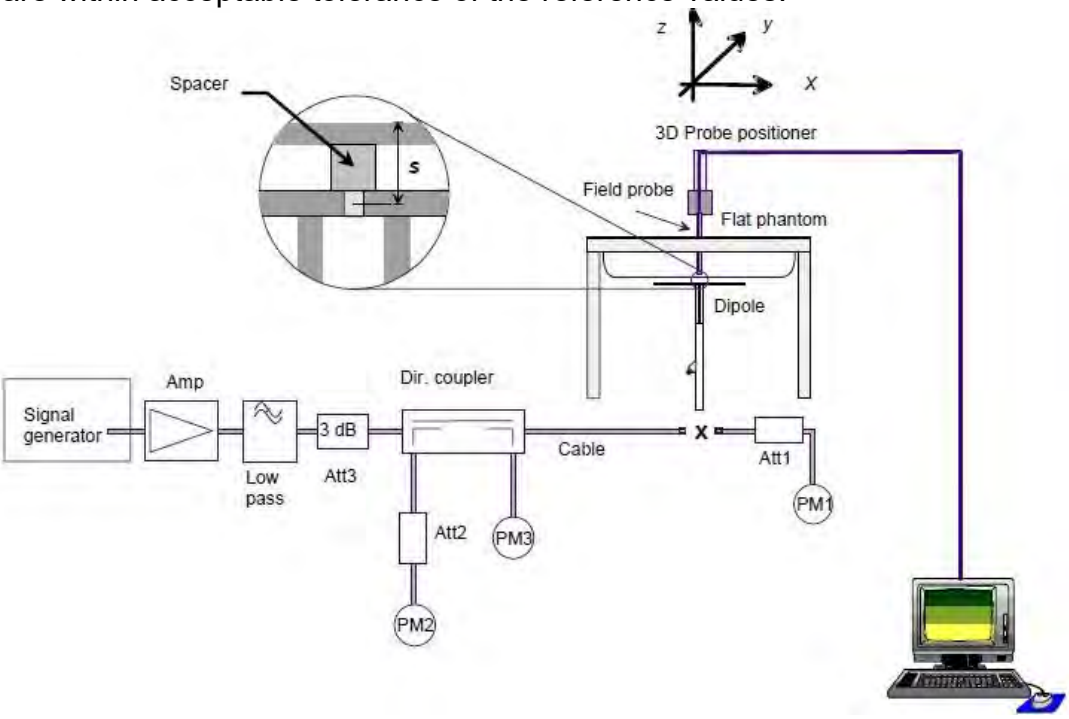

The block diagram of system check

Unless otherwise stated the results shown in this test report refer only to the sample(s) tested and such sample(s) are retained for 90 days only.
除非另有說明，此報告結果僅對測試之樣品負責，同時此樣品僅保留90天。本報告未經本公司書面許可，不可部份複製。
This document is issued by the Company subject to its General Conditions of Service printed overleaf, available on request or accessible at http://www.sgs.com.tw/Terms-and-Conditions and for electronic format documents, subject to Terms and Conditions for Electronic Documents at http://www.sgs.com.tw/Terms-and-Conditions. Attention is drawn to the limitation of liability, indemnification and jurisdiction issues defined therein. Any holder of this document is advised that information contained hereon reflects the Company's findings at the time of its intervention only and within the limits of Client's instructions, if any. The Company's sole responsibility is to its Client and this document does not exonerate parties to a transaction from exercising all their rights and obligations under the transaction documents. This document cannot be reproduced except in full, without prior written approval of the Company. Any unauthorized alteration, forgery or falsification of the content or appearance of this document is unlawful and offenders may be prosecuted to the fullest extent of the law.

3.6 System check results

Hong-Bo

Validation Kit	S/N	Frequency (MHz)	1W Target 1g-SAR (W/kg)	pin=250mW Measured 1g-SAR (W/kg)	Normalized to 1W 1g-SAR (W/kg)	Deviation (%)	Limit	Measurement Date
D2450V2	727	2450	53.1	12.9	51.6	-2.82	± 10%	Mar.10,2024
Validation Kit	S/N	Frequency (MHz)	1W Target 1g-SAR (W/kg)	pin=100mW Measured 1g-SAR (W/kg)	Normalized to 1W 1g-SAR (W/kg)	Deviation (%)	Limit	Measurement Date
D5GHzV2	1023	5250	78.8	8.19	81.9	3.93	± 10%	Mar.11,2024
D5GHzV2	1023	5600	81.3	8.44	84.4	3.81	± 10%	Mar.11,2024
D5GHzV2	1023	5750	78	8.37	83.7	7.31	± 10%	Mar.12,2024
Validation Kit	S/N	Frequency (MHz)	1W Target 1g-SAR (W/kg)	pin=100mW Measured 1g-SAR (W/kg)	Normalized to 1W 1g-SAR (W/kg)	Deviation (%)	Limit	Measurement Date
D6.5GHzV2	1006	6500	296	29.9	299	1.01	± 10%	Mar.13,2024
D7GHzV2	1007	7000	281	29	290	3.20	± 10%	Mar.13,2024

Speed

Validation Kit	S/N	Frequency (MHz)	1W Target 1g-SAR (W/kg)	pin=250mW Measured 1g-SAR (W/kg)	Normalized to 1W 1g-SAR (W/kg)	Deviation (%)	Limit	Measurement Date
D2450V2	727	2450	53.1	13.8	55.2	3.95	± 10%	Mar.10,2024
Validation Kit	S/N	Frequency (MHz)	1W Target 1g-SAR (W/kg)	pin=100mW Measured 1g-SAR (W/kg)	Normalized to 1W 1g-SAR (W/kg)	Deviation (%)	Limit	Measurement Date
D5GHzV2	1349	5250	80.4	8.17	81.7	1.62	± 10%	Mar.11,2024
D5GHzV2	1349	5600	83.1	8.41	84.1	1.20	± 10%	Mar.12,2024
D5GHzV2	1349	5750	81.4	8	80	-1.72	± 10%	Mar.12,2024
Validation Kit	S/N	Frequency (MHz)	1W Target 1g-SAR (W/kg)	pin=100mW Measured 1g-SAR (W/kg)	Normalized to 1W 1g-SAR (W/kg)	Deviation (%)	Limit	Measurement Date
D6.5GHzV2	1006	6500	296	28.3	283	-4.39	± 10%	Mar.13,2024
D7GHzV2	1007	7000	281	27.4	274	-2.49	± 10%	Mar.13,2024

Unless otherwise stated the results shown in this test report refer only to the sample(s) tested and such sample(s) are retained for 90 days only.
除非另有說明，此報告結果僅對測試之樣品負責，同時此樣品僅保留90天。本報告未經本公司書面許可，不可部份複製。
This document is issued by the Company subject to its General Conditions of Service printed overleaf, available on request or accessible at http://www.sgs.com.tw/Terms-and-Conditions and for electronic format documents, subject to Terms and Conditions for Electronic Documents at http://www.sgs.com.tw/Terms-and-Conditions. Attention is drawn to the limitation of liability, indemnification and jurisdiction issues defined therein. Any holder of this document is advised that information contained hereon reflects the Company's findings at the time of its intervention only and within the limits of Client's instructions, if any. The Company's sole responsibility is to its Client and this document does not exonerate parties to a transaction from exercising all their rights and obligations under the transaction documents. This document cannot be reproduced except in full, without prior written approval of the Company. Any unauthorized alteration, forgery or falsification of the content or appearance of this document is unlawful and offenders may be prosecuted to the fullest extent of the law.

Validation Kit	S/N	Frequency (MHz)	1W Target 1g-SAR (W/kg)	pin=250mW Measured 1g-SAR (W/kg)	Normalized to 1W 1g-SAR (W/kg)	Deviation (%)	Limit	Measurement Date
D2450V2	728	2450	53.4	13.5	54	1.12	± 10%	May.08,2024
Validation Kit	S/N	Frequency (MHz)	1W Target 1g-SAR (W/kg)	pin=100mW Measured 1g-SAR (W/kg)	Normalized to 1W 1g-SAR (W/kg)	Deviation (%)	Limit	Measurement Date
D5GHzV2	1023	5250	78.8	8.09	80.9	2.66	± 10%	May.08,2024
D5GHzV2	1023	5600	81.3	8.07	80.7	-0.74	± 10%	May.08,2024
D5GHzV2	1023	5750	78	8.04	80.4	3.08	± 10%	May.08,2024
Validation Kit	S/N	Frequency (MHz)	1W Target 1g-SAR (W/kg)	pin=100mW Measured 1g-SAR (W/kg)	Normalized to 1W 1g-SAR (W/kg)	Deviation (%)	Limit	Measurement Date
D6.5GHzV2	1006	6500	296	28.2	282	-4.73	± 10%	May.08,2024
D7GHzV2	1007	7000	281	27.8	278	-1.07	± 10%	May.08,2024

Unless otherwise stated the results shown in this test report refer only to the sample(s) tested and such sample(s) are retained for 90 days only.
除非另有說明，此報告結果僅對測試之樣品負責，同時此樣品僅保留90天。本報告未經本公司書面許可，不可部份複製。
This document is issued by the Company subject to its General Conditions of Service printed overleaf, available on request or accessible at http://www.sgs.com.tw/Terms-and-Conditions and for electronic format documents, subject to Terms and Conditions for Electronic Documents at http://www.sgs.com.tw/Terms-and-Conditions. Attention is drawn to the limitation of liability, indemnification and jurisdiction issues defined therein. Any holder of this document is advised that information contained hereon reflects the Company's findings at the time of its intervention only and within the limits of Client's instructions, if any. The Company's sole responsibility is to its Client and this document does not exonerate parties to a transaction from exercising all their rights and obligations under the transaction documents. This document cannot be reproduced except in full, without prior written approval of the Company. Any unauthorized alteration, forgery or falsification of the content or appearance of this document is unlawful and offenders may be prosecuted to the fullest extent of the law.

4 PD SYSTEM VERIFICATION

4.1 System check

The system was verified to be within ±0.66 dB of the power density targets on the calibration certificate according to the test system specification in the user's manual and calibration facility recommendation. The 0.66 dB deviation threshold represents the expanded uncertainty for system performance checks using SPEAG's mmWave verification sources. The same spatial resolution and measurement region used in the source calibration was applied during the system check.

The measured power density distribution of verification source was also confirmed through visual inspection to have no noticeable differences, both spatially (shape) and numerically (level) from the distribution provided by the manufacturer, per November 2017 TCBC Workshop Notes.



System Verification Setup Photo

Unless otherwise stated the results shown in this test report refer only to the sample(s) tested and such sample(s) are retained for 90 days only.
除非另有說明，此報告結果僅對測試之樣品負責，同時此樣品僅保留90天。本報告未經本公司書面許可，不可部份複製。
This document is issued by the Company subject to its General Conditions of Service printed overleaf, available on request or accessible at http://www.sgs.com.tw/Terms-and-Conditions and for electronic format documents, subject to Terms and Conditions for Electronic Documents at http://www.sgs.com.tw/Terms-and-Conditions. Attention is drawn to the limitation of liability, indemnification and jurisdiction issues defined therein. Any holder of this document is advised that information contained hereon reflects the Company's findings at the time of its intervention only and within the limits of Client's instructions, if any. The Company's sole responsibility is to its Client and this document does not exonerate parties to a transaction from exercising all their rights and obligations under the transaction documents. This document cannot be reproduced except in full, without prior written approval of the Company. Any unauthorized alteration, forgery or falsification of the content or appearance of this document is unlawful and offenders may be prosecuted to the fullest extent of the law.

4.2 System check result

The system was verified to be within ±0.66 dB of the power density targets on the calibration certificate according to the test system specification in the user's manual and calibration facility recommendation. The 0.66 dB deviation threshold represents the expanded uncertainty for system performance checks using SPEAG's mmWave verification sources. The same spatial resolution and measurement region used in the source calibration was applied during the system check. The measured power density distribution of verification source was also confirmed through visual inspection to have no noticeable differences, both spatially (shape) and numerically (level) from the distribution provided by the manufacturer, per November 2017 TCBC Workshop Notes.

Frequency (GHz)	PD Verification Source	Probe S/N	DAE S/N	Distance (mm)	Prad (mW)	Measured 4cm^2 (W/m^2)	Target 4cm^2 (W/m^2)	Deviation (dB)	Date
10G	10G	9643	1336	2	93.3	51.9	56.4	-0.36	Mar. 14, 2024

Frequency (GHz)	PD Verification Source	Probe S/N	DAE S/N	Distance (mm)	Prad (mW)	Measured 4cm^2 (W/m^2)	Target 4cm^2 (W/m^2)	Deviation (dB)	Date
10G	10G	9399	1719	2	93.3	54.1	56.4	-0.18	May. 09, 2024

Frequency (GHz)	PD Verification Source	Probe S/N	DAE S/N	Distance (mm)	Prad (mW)	Measured 4cm^2 (W/m^2)	Target 4cm^2 (W/m^2)	Deviation (dB)	Date
10G	10G	9643	1336	2	93.3	50.6	56.2	-0.46	May. 09, 2024

Unless otherwise stated the results shown in this test report refer only to the sample(s) tested and such sample(s) are retained for 90 days only.
除非另有說明，此報告結果僅對測試之樣品負責，同時此樣品僅保留90天。本報告未經本公司書面許可，不可部份複製。
This document is issued by the Company subject to its General Conditions of Service printed overleaf, available on request or accessible at http://www.sgs.com.tw/Terms-and-Conditions and for electronic format documents, subject to Terms and Conditions for Electronic Documents at http://www.sgs.com.tw/Terms-and-Conditions. Attention is drawn to the limitation of liability, indemnification and jurisdiction issues defined therein. Any holder of this document is advised that information contained hereon reflects the Company's findings at the time of its intervention only and within the limits of Client's instructions, if any. The Company's sole responsibility is to its Client and this document does not exonerate parties to a transaction from exercising all their rights and obligations under the transaction documents. This document cannot be reproduced except in full, without prior written approval of the Company. Any unauthorized alteration, forgery or falsification of the content or appearance of this document is unlawful and offenders may be prosecuted to the fullest extent of the law.

5 TEST CONFIGURATIONS

5.1 Test Environment

Ambient Temperature: 22±2° C
Tissue Simulating Liquid: 22±2° C

5.2 Qualcomm® FastConnect™ Time Averaged SAR (TAS)

The DUT is enabled with the Qualcomm Qualcomm® FastConnect™ Time Averaged SAR (TAS) algorithm for WLAN to ensure RF exposure compliance using real-time time averaging. This test report's purpose is to show RF Exposure compliance for the device operating at its maximum time averaged power level.
Qualcomm® FastConnect™ Time Averaged SAR (TAS) is intended to be used by devices with WLAN radio only. If the device has other radios, then total RF exposure compliance at device level (i.e., simultaneous transmission analysis with external radio as well as transitions across FastConnect radio and external radio) must be addressed as Qualcomm® FastConnect™ Time Averaged SAR (TAS) only manages the WLAN radio. Refer to section 9 for simultaneous transmission compliance.

5.3 Qualcomm® FastConnect™ Time Averaged SAR (TAS) parameters

This section defines the key parameters required for Qualcomm® FastConnect™ Time Averaged SAR (TAS):

- SAR_{target}
- P_{lim}
- P_{max}
- Exposure mode

5.3.1 SAR_{target}

The SAR_{target} for Qualcomm® FastConnect™ Time Averaged SAR (TAS) WLAN is the device specific RF exposure limit used in the Qualcomm® FastConnect™ Time Averaged SAR (TAS) algorithm for WLAN operation (antenna, band and DSI state) in a country. This SAR_{target} is pre-determined for each specific device, and it shall be less than regulatory RF exposure limit after accounting for all design related tolerances. Device uncertainty and the simultaneous transmission with other radios[Note] are taken into account in the SAR_{target} values.

5.3.2 P_{lim}

P_{lim} (in dBm) is the power corresponding to the SAR_{target} for Qualcomm® FastConnect™ Time Averaged SAR (TAS) WLAN. In other words, P_{lim} is the maximum time-average transmit power setting for Qualcomm® FastConnect™ Time Averaged SAR (TAS), at which this radio configuration (i.e., antenna, band and DSI state) reaches the SAR_{target}. The Fast Connect TAS algorithm uses P_{lim} to and the real time transmit power to ensure the real time-averaged SAR is below the SAR_{target} in real time and thus ensure device RF Exposure compliance. P_{lim} values vary with configuration (band, antenna and DSI), therefore it has the unique value for each configuration.

Unless otherwise stated the results shown in this test report refer only to the sample(s) tested and such sample(s) are retained for 90 days only.
除非另有說明，此報告結果僅對測試之樣品負責，同時此樣品僅保留90天。本報告未經本公司書面許可，不可部份複製。
This document is issued by the Company subject to its General Conditions of Service printed overleaf, available on request or accessible at http://www.sgs.com.tw/Terms-and-Conditions and for electronic format documents, subject to Terms and Conditions for Electronic Documents at http://www.sgs.com.tw/Terms-and-Conditions. Attention is drawn to the limitation of liability, indemnification and jurisdiction issues defined therein. Any holder of this document is advised that information contained hereon reflects the Company's findings at the time of its intervention only and within the limits of Client's instructions, if any. The Company's sole responsibility is to its Client and this document does not exonerate parties to a transaction from exercising all their rights and obligations under the transaction documents. This document cannot be reproduced except in full, without prior written approval of the Company. Any unauthorized alteration, forgery or falsification of the content or appearance of this document is unlawful and offenders may be prosecuted to the fullest extent of the law.

Hence, (P_{lim} + device uncertainty (in dB)) should be treated as reported power for the worst-case technologies of given radio configuration and used for assessment of all relevant FCC SAR exclusion criteria.

In the Qualcomm® FastConnect™ Time Averaged SAR (TAS) operation, transmission power can exceed P_{lim} for periods of time if the time-averaged SAR limit is not violated. P_{lim} represents the maximum time average power over a specified time window for the corresponding radio configuration to be compliant with the

SAR_{target}. The P_{lim} values is stored in the Qualcomm® FastConnect™ Time Averaged SAR (TAS) board data file (BDF) and used by Qualcomm® FastConnect™ Time Averaged SAR (TAS).

In the Qualcomm® FastConnect™ Time Averaged SAR (TAS) operation, the BDF provides the P_{lim} populated in different values and across a range of WLAN frequencies as follows:

- Separate P_{lim} values for different regulatory limit (FCC or ICNIRP limit)
- Separate P_{lim} values per band
- Separate P_{lim} values per mode for SISO vs. MIMO
- Multiple P_{lim} tables per DSI

5.3.3 P_{max}

P_{max} for Qualcomm® FastConnect™ Time Averaged SAR (TAS) WLAN represents the maximum WLAN transmit power from other power setting in board data file. The P_{max} value could be identified by compare the target power (Rate-to-Power) and compliance transmit (CTL) and other power limit.

P_{max} = min {CTL, Regdomain, TPE/TPC, Rate-to-Power}

5.3.4 Exposure mode

Qualcomm® FastConnect™ Time Averaged SAR (TAS) has two exposure modes can be selected per country:

- Time-Averaged Exposure mode
- Peak exposure mode

In Time-Averaged Exposure mode, The wireless device can instantaneously transmit at high transmit powers and exceed the P_{lim} for a short duration before limiting the power to maintain the time-averaged transmit power under the P_{lim}; while in Peak Exposure mode, the maximum instantaneous transmit power is limited to P_{lim} in all radio configurations.

Unless otherwise stated the results shown in this test report refer only to the sample(s) tested and such sample(s) are retained for 90 days only.
除非另有說明，此報告結果僅對測試之樣品負責，同時此樣品僅保留90天。本報告未經本公司書面許可，不可部份複製。
This document is issued by the Company subject to its General Conditions of Service printed overleaf, available on request or accessible at http://www.sgs.com.tw/Terms-and-Conditions and for electronic format documents, subject to Terms and Conditions for Electronic Documents at http://www.sgs.com.tw/Terms-and-Conditions. Attention is drawn to the limitation of liability, indemnification and jurisdiction issues defined therein. Any holder of this document is advised that information contained hereon reflects the Company's findings at the time of its intervention only and within the limits of Client's instructions, if any. The Company's sole responsibility is to its Client and this document does not exonerate parties to a transaction from exercising all their rights and obligations under the transaction documents. This document cannot be reproduced except in full, without prior written approval of the Company. Any unauthorized alteration, forgery or falsification of the content or appearance of this document is unlawful and offenders may be prosecuted to the fullest extent of the law.

5.4 Test Note

- **General:** Measurements are performed respectively on the lowest, middle and highest channels of the operating band(s).
- **General:** The EUT is set to maximum power level during all tests, and at the beginning of each test the battery is fully charged.
- **General:** During the SAR testing, the DASY system checks power drift by comparing the e-field strength of one specific location measured at the beginning with that measured at the end of the SAR testing.
- **General:** According to KDB447498D01v06, testing of other required channels is not required when the reported 1-g SAR for the highest output channel is ≤ 0.8 W/kg, when the transmission band is ≤ 100 MHz.
- **General:** According to KDB865664D01v01r04, SAR measurement variability must be assessed for each frequency band. When the original highest measured SAR is ≥ 0.8 W/kg, repeated that measurement once. Perform a second repeated measurement only if the ratio of largest to smallest SAR for the original and first repeated measurements is > 1.20 or when the original or repeated measurement is ≥ 1.45 W/kg (~ 10% from the 1-g SAR limit).
- **WLAN 2.4GHz:** 802.11b DSSS SAR Test Requirements: SAR is measured for 2.4 GHz 802.11b DSSS mode using the highest measured maximum output power channel, when the reported SAR of the highest measured maximum output power channel for the exposure configuration is ≤ 0.8 W/kg, no further SAR testing is required for 802.11b DSSS in that exposure configuration. When the reported SAR is > 0.8 W/kg, SAR is required for that exposure configuration using the next highest measured output power channel. When any reported SAR is > 1.2 W/kg, SAR is required for the third channel; i.e., all channels require testing.
- **WLAN 2.4GHz:** 802.11g/n OFDM SAR Test Exclusion Requirements: SAR is not required for 802.11g/n since the highest reported SAR for DSSS is adjusted by the ratio of OFDM to DSSS specified maximum output power and the adjusted SAR is ≤ 1.2 W/kg.
- **WLAN 5GHz:** Initial Test Configuration: An initial test configuration is determined for OFDM transmission modes according to the channel bandwidth, modulation and data rate combination(s) with the highest maximum output power specified for production units in each standalone and aggregated frequency band. SAR is measured using the highest measured maximum output power channel. When the reported SAR of the initial test configuration is > 0.8 W/kg, SAR measurement is required for the subsequent next highest measured output power channel(s) in the initial test configuration until the reported SAR is ≤ 1.2 W/kg or all required channels are tested. Since the highest reported SAR for the initial test configuration is adjusted by the ratio of the subsequent test configuration to initial test configuration specified maximum output power and the adjusted SAR is ≤ 1.2 W/kg, SAR is not required for subsequent test configuration.
- **WLAN 5GHz:** Based on FCC guidance, general principles of KDB248227D01 can be applied to 802.11ax to determine initial test configuration with 802.11ax being considered as the highest 802.11 mode for the appropriate frequency band.

Unless otherwise stated the results shown in this test report refer only to the sample(s) tested and such sample(s) are retained for 90 days only.
除非另有說明，此報告結果僅對測試之樣品負責，同時此樣品僅保留90天。本報告未經本公司書面許可，不可部份複製。
This document is issued by the Company subject to its General Conditions of Service printed overleaf, available on request or accessible at http://www.sgs.com.tw/Terms-and-Conditions and for electronic format documents, subject to Terms and Conditions for Electronic Documents at http://www.sgs.com.tw/Terms-and-Conditions. Attention is drawn to the limitation of liability, indemnification and jurisdiction issues defined therein. Any holder of this document is advised that information contained hereon reflects the Company's findings at the time of its intervention only and within the limits of Client's instructions, if any. The Company's sole responsibility is to its Client and this document does not exonerate parties to a transaction from exercising all their rights and obligations under the transaction documents. This document cannot be reproduced except in full, without prior written approval of the Company. Any unauthorized alteration, forgery or falsification of the content or appearance of this document is unlawful and offenders may be prosecuted to the fullest extent of the law.

- **General:** The SAR measurement should be performed at static Tx power transmission mode. Qualcomm Radio Control Toolkit (QRCT) or later version FTM test tool such as CTL engine should be used for Qualcomm® FastConnect™ Time Averaged SAR (TAS) devices in Static SAR test that QRCT supports Tx99 continuous transmission modes and allow manual configurate radio in the desired technology, band/channel, rate, and power that meets the transmission duty cycle requirement per FCC test procedures.
- **General:** For the given antenna, band and DSI. Measure SAR at required modulation and channels with power set at P_{lim} in FTM tool. Which P_{lim} is determined from the Qualcomm_Fast Connect_TAS Characterization.
- **General:** Scale the measured SAR value to the corresponding tune up power (dBm) to determine *reported* SAR and to demonstrate it meets the RF exposure limit. OEM should also ensure the *reported* SAR ≤ SAR_{target}* $10^{(+\text{device uncertainty}/10)}$ The static SAR test report should provide *reported* SAR corresponding to *reported* power = min.{(P_{lim} + device uncertainty), (P_{max}+ device uncertainty)} for the each radio configuration for each antenna/band/DSI.
- **General:** Since SAR at P_{lim} is measured using the FTM mode, the corresponding conducted P_{lim} power should be also measured during the online mode of operation (i.e., not test mode) using the Qualcomm® FastConnect™ Time Averaged SAR (TAS) peak exposure mode to ensure the device P_{lim} values are within claimed uncertainty range. This measurement should be performed with 70% or higher WLAN_duty_cycle (for example, using iPerf to generate UL traffic). The validation using peak exposure mode should demonstrate the conducted measured power is within min.{P_{lim}, P_{max}} +/- device uncertainty.
- **General:** Qualcomm® FastConnect™ Time Averaged SAR (TAS) WLAN supports P_{lim} defined for each radio band for SISO or MIMO mode operation. Qualcomm® FastConnect™ Time Averaged SAR (TAS) uses MIMO P_{lim} when MIMO antennas are configured in same AGs. In this case. Same SAR test procedure should be performed in both SAR/PD characterization and static SAR test report to validate MIMO P_{lim}.
- **General:** Qualcomm® FastConnect™ Time Averaged SAR (TAS) operates based on predefined antenna groups (AGs), where the RF exposure of one AG is mutually exclusive from the other AGs. Qualcomm® FastConnect™ Time Averaged SAR (TAS) feature performs all TAS functions independently for each AG. RF exposure history for each AG is maintained regardless of which AG is transmitting. Each AG is configured with all required P_{lim} values determined from SAR testing. Compliance is maintained with FCC and ICNIRP rules considering the fixed separation between each AG. The product-specific antenna configuration, when this optional feature is enabled, is stored in the board data file (BDF) for the device. Note 1: *reported* exposure corresponds to *reported* power (i.e., min.{(P_{lim} + device uncertainty), (P_{max}+ device uncertainty)}) from the static test calculations below. *Reported.norm.exp* is *reported* exposure normalized to corresponding regulatory limit for a given antenna/radio. *max.norm.exp* is the maximum *reported.norm.exp* out of all antennas for a given antenna group.Note 2: For interim while SAR is accepted for 6~7G GHz per FCC October 2020 TCB workshop guidance, the

Unless otherwise stated the results shown in this test report refer only to the sample(s) tested and such sample(s) are retained for 90 days only.
除非另有說明，此報告結果僅對測試之樣品負責，同時此樣品僅保留90天。本報告未經本公司書面許可，不可部份複製。
This document is issued by the Company subject to its General Conditions of Service printed overleaf, available on request or accessible at http://www.sgs.com.tw/Terms-and-Conditions and for electronic format documents, subject to Terms and Conditions for Electronic Documents at http://www.sgs.com.tw/Terms-and-Conditions. Attention is drawn to the limitation of liability, indemnification and jurisdiction issues defined therein. Any holder of this document is advised that information contained hereon reflects the Company's findings at the time of its intervention only and within the limits of Client's instructions, if any. The Company's sole responsibility is to its Client and this document does not exonerate parties to a transaction from exercising all their rights and obligations under the transaction documents. This document cannot be reproduced except in full, without prior written approval of the Company. Any unauthorized alteration, forgery or falsification of the content or appearance of this document is unlawful and offenders may be prosecuted to the fullest extent of the law.

antenna grouping criteria described in this section can be applied to U-NII 6-7GHz band antenna(s) until further notice.

Unless otherwise stated the results shown in this test report refer only to the sample(s) tested and such sample(s) are retained for 90 days only.
除非另有說明，此報告結果僅對測試之樣品負責，同時此樣品僅保留90天。本報告未經本公司書面許可，不可部份複製。
This document is issued by the Company subject to its General Conditions of Service printed overleaf, available on request or accessible at http://www.sgs.com.tw/Terms-and-Conditions and for electronic format documents, subject to Terms and Conditions for Electronic Documents at http://www.sgs.com.tw/Terms-and-Conditions. Attention is drawn to the limitation of liability, indemnification and jurisdiction issues defined therein. Any holder of this document is advised that information contained hereon reflects the Company's findings at the time of its intervention only and within the limits of Client's instructions, if any. The Company's sole responsibility is to its Client and this document does not exonerate parties to a transaction from exercising all their rights and obligations under the transaction documents. This document cannot be reproduced except in full, without prior written approval of the Company. Any unauthorized alteration, forgery or falsification of the content or appearance of this document is unlawful and offenders may be prosecuted to the fullest extent of the law.

5.5 Test position

Laptop mode SAR test position (0mm)

For laptop PC, according to KDB 616217 D04, SAR evaluation is required for the bottom surface of the keyboard. This EUT was tested in the base of EUT directly against the flat phantom. The required minimum test separation distance for incorporating transmitters and antennas into laptop computer display is determined with the display screen opened at an angle of 90° to the keyboard compartment.

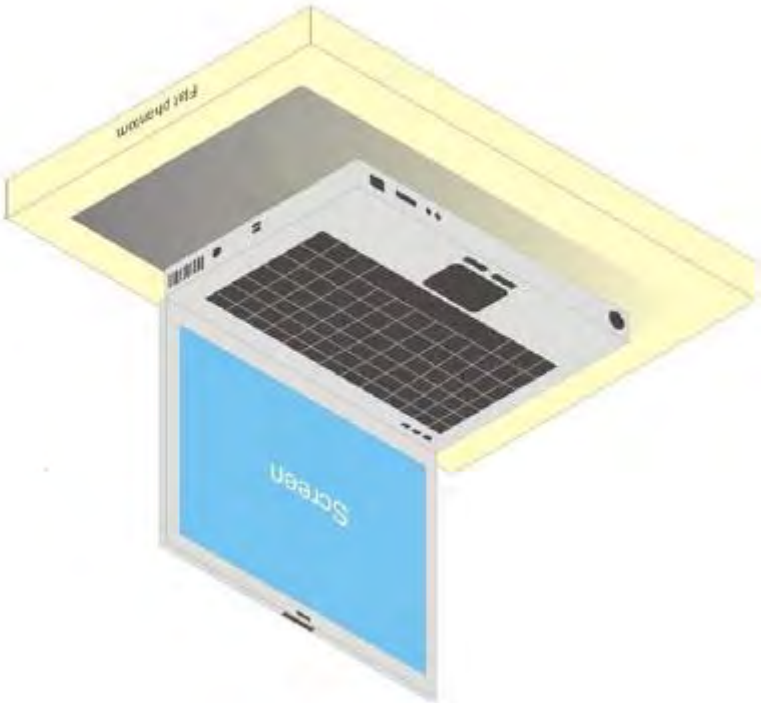

Illustration for Laptop Setup

Unless otherwise stated the results shown in this test report refer only to the sample(s) tested and such sample(s) are retained for 90 days only.
除非另有說明，此報告結果僅對測試之樣品負責，同時此樣品僅保留90天。本報告未經本公司書面許可，不可部份複製。
This document is issued by the Company subject to its General Conditions of Service printed overleaf, available on request or accessible at http://www.sgs.com.tw/Terms-and-Conditions and for electronic format documents, subject to Terms and Conditions for Electronic Documents at http://www.sgs.com.tw/Terms-and-Conditions. Attention is drawn to the limitation of liability, indemnification and jurisdiction issues defined therein. Any holder of this document is advised that information contained hereon reflects the Company's findings at the time of its intervention only and within the limits of Client's instructions, if any. The Company's sole responsibility is to its Client and this document does not exonerate parties to a transaction from exercising all their rights and obligations under the transaction documents. This document cannot be reproduced except in full, without prior written approval of the Company. Any unauthorized alteration, forgery or falsification of the content or appearance of this document is unlawful and offenders may be prosecuted to the fullest extent of the law.

5.6 Test limit

§ 2.1093(d)(1)
Applications for equipment authorization of portable RF sources subject to routine environmental evaluation must contain a statement confirming compliance with the limits specified in § 1.1310 as part of their application. Technical information showing the basis for this statement must be submitted to the Commission upon request. The SAR limits specified in § 1.1310(a) through (c) of this chapter shall be used for evaluation of portable devices transmitting in the frequency range from 100 kHz to 6 GHz. Portable devices that transmit at frequencies above 6 GHz shall be evaluated in terms of the MPE limits specified in Table 1 to § 1.1310(e)(1). A minimum separation distance applicable to the operating configurations and exposure conditions of the device shall be used for the evaluation. In general, maximum time-averaged power levels must be used for evaluation. All unlicensed personal communications service (PCS) devices and unlicensed NII devices shall be subject to the limits for general population/uncontrolled exposure.
Radiofrequency radiation exposure limits.
§ 1.1310(a)
Specific absorption rate (SAR) shall be used to evaluate the environmental impact of human exposure to radiofrequency (RF) radiation as specified in § 1.1307(b) within the frequency range of 100 kHz to 6 GHz (inclusive).
§ 1.1310(b)
The SAR limits for occupational/controlled exposure are 0.4 W/kg, as averaged over the whole body, and a peak spatial-average SAR of 8 W/kg, averaged over any 1 gram of tissue (defined as a tissue volume in the shape of a cube). Exceptions are the parts of the human body treated as extremities, such as hands, wrists, feet, ankles, and pinnae, where the peak spatial-average SAR limit for occupational/controlled exposure is 20 W/kg, averaged over any 10 grams of tissue (defined as a tissue volume in the shape of a cube). Exposure may be averaged over a time period not to exceed 6 minutes to determine compliance with occupational/controlled SAR limits.
§ 1.1310(c)
The SAR limits for general population/uncontrolled exposure are 0.08 W/kg, as averaged over the whole body, and a peak spatial-average SAR of 1.6 W/kg, averaged over any 1 gram of tissue (defined as a tissue volume in the shape of a cube). Exceptions are the parts of the human body treated as extremities, such as hands, wrists, feet, ankles, and pinnae, where the peak spatial-average SAR limit is 4 W/kg, averaged over any 10 grams of tissue (defined as a tissue volume in the shape of a cube). Exposure may be averaged over a time period not to exceed 30 minutes to determine compliance with general population/uncontrolled SAR limits.

Note to paragraphs (a) through (c):
SAR is a measure of the rate of energy absorption due to exposure to RF electromagnetic energy. These SAR limits to be used for evaluation are based generally on criteria published by the American National Standards Institute (ANSI) for localized SAR in Section 4.2 of "IEEE Standard for Safety Levels with Respect to Human Exposure to Radio Frequency Electromagnetic Fields, 3 kHz to 300 GHz," ANSI/IEEE Std C95.1-1992, copyright 1992 by the Institute of Electrical and Electronics Engineers, Inc., New York, New York 10017. These criteria for SAR evaluation are similar to those recommended by the National Council on Radiation Protection and Measurements (NCRP) in "Biological Effects and Exposure Criteria for Radiofrequency Electromagnetic Fields," NCRP Report No. 86, Section 17.4.5, copyright 1986 by NCRP, Bethesda, Maryland 20814. Limits for whole body SAR and peak spatial-average SAR are based

Unless otherwise stated the results shown in this test report refer only to the sample(s) tested and such sample(s) are retained for 90 days only.
除非另有說明，此報告結果僅對測試之樣品負責，同時此樣品僅保留90天。本報告未經本公司書面許可，不可部份複製。
This document is issued by the Company subject to its General Conditions of Service printed overleaf, available on request or accessible at http://www.sgs.com.tw/Terms-and-Conditions and for electronic format documents, subject to Terms and Conditions for Electronic Documents at http://www.sgs.com.tw/Terms-and-Conditions. Attention is drawn to the limitation of liability, indemnification and jurisdiction issues defined therein. Any holder of this document is advised that information contained hereon reflects the Company's findings at the time of its intervention only and within the limits of Client's instructions, if any. The Company's sole responsibility is to its Client and this document does not exonerate parties to a transaction from exercising all their rights and obligations under the transaction documents. This document cannot be reproduced except in full, without prior written approval of the Company. Any unauthorized alteration, forgery or falsification of the content or appearance of this document is unlawful and offenders may be prosecuted to the fullest extent of the law.

on recommendations made in both of these documents. The MPE limits in Table 1 are based generally on criteria published by the NCRP in "Biological Effects and Exposure Criteria for Radiofrequency Electromagnetic Fields," NCRP Report No. 86, Sections 17.4.1, 17.4.1.1, 17.4.2 and 17.4.3, copyright 1986 by NCRP, Bethesda, Maryland 20814. In the frequency range from 100 MHz to 1500 MHz, these MPE exposure limits for field strength and power density are also generally based on criteria recommended by the ANSI in Section 4.1 of "IEEE Standard for Safety Levels with Respect to Human Exposure to Radio Frequency Electromagnetic Fields, 3 kHz to 300 GHz," ANSI/IEEE Std C95.1-1992, copyright 1992 by the Institute of Electrical and Electronics Engineers, Inc., New York, New York 10017.

Portable devices that transmit at frequencies above 6 GHz shall be evaluated in terms of the MPE limits specified in Table 1 to § 1.1310(e)(1).
According to ANSI/IEEE C95.1-1992, the criteria listed in the following Table shall be used to evaluate the environmental impact of human exposure to radio frequency (RF) radiation as specified in §1.1310.
Peak Spatially Averaged Power Density was evaluated over a circular area of 4cm2 per interim FCC Guidance for near-field power density evaluations per October 2018 TCB Workshop notes

Unless otherwise stated the results shown in this test report refer only to the sample(s) tested and such sample(s) are retained for 90 days only.
除非另有說明，此報告結果僅對測試之樣品負責，同時此樣品僅保留90天。本報告未經本公司書面許可，不可部份複製。
This document is issued by the Company subject to its General Conditions of Service printed overleaf, available on request or accessible at http://www.sgs.com.tw/Terms-and-Conditions and for electronic format documents, subject to Terms and Conditions for Electronic Documents at http://www.sgs.com.tw/Terms-and-Conditions. Attention is drawn to the limitation of liability, indemnification and jurisdiction issues defined therein. Any holder of this document is advised that information contained hereon reflects the Company's findings at the time of its intervention only and within the limits of Client's instructions, if any. The Company's sole responsibility is to its Client and this document does not exonerate parties to a transaction from exercising all their rights and obligations under the transaction documents. This document cannot be reproduced except in full, without prior written approval of the Company. Any unauthorized alteration, forgery or falsification of the content or appearance of this document is unlawful and offenders may be prosecuted to the fullest extent of the law.

Frequency range (MHz)	Electric field strength (V/m)	Magnetic field strength (A/m)	Power density (mW/cm^2)	Averaging time (minutes)
(i) Limits for Occupational/Controlled Exposure				
0.3-3.0	614	1.63	*(100)	≤6
3.0-30	1842/f	4.89/f	*($900/f^2$)	<6
30-300	61.4	0.163	1.0	<6
300-1,500			f/300	<6
1,500-100,000			5	<6
(ii) Limits for General Population/Uncontrolled Exposure				
0.3-1.34	614	1.63	*(100)	<30
1.34-30	824/f	2.19/f	*($180/f^2$)	<30
30-300	27.5	0.073	0.2	<30
300-1,500			f/1500	<30
1,500-100,000			1.0	<30

f = frequency in MHz. * = Plane-wave equivalent power density.
Table 1 to § 1.1310(e)(1) - Limits for Maximum Permissible Exposure (MPE)

Unless otherwise stated the results shown in this test report refer only to the sample(s) tested and such sample(s) are retained for 90 days only.
除非另有說明，此報告結果僅對測試之樣品負責，同時此樣品僅保留90天。本報告未經本公司書面許可，不可部份複製。
This document is issued by the Company subject to its General Conditions of Service printed overleaf, available on request or accessible at http://www.sgs.com.tw/Terms-and-Conditions and for electronic format documents, subject to Terms and Conditions for Electronic Documents at http://www.sgs.com.tw/Terms-and-Conditions. Attention is drawn to the limitation of liability, indemnification and jurisdiction issues defined therein. Any holder of this document is advised that information contained hereon reflects the Company's findings at the time of its intervention only and within the limits of Client's instructions, if any. The Company's sole responsibility is to its Client and this document does not exonerate parties to a transaction from exercising all their rights and obligations under the transaction documents. This document cannot be reproduced except in full, without prior written approval of the Company. Any unauthorized alteration, forgery or falsification of the content or appearance of this document is unlawful and offenders may be prosecuted to the fullest extent of the law.

6 MAXIMUM OUTPUT POWER

6.1 Qualcomm® FastConnect™ Time Averaged SAR (TAS) parameters

The conducted power needs to be measured in both FTM and Qualcomm® FastConnect™ Time Averaged SAR (TAS) peak mode. The following Table 6-1 provides the Pmax and Plim values for the DUT.

Table 6-1 P_{max} and P_{lim} values for the DUT

DSI	Band	P_{max} NOTE	Antenna	P_{lim}
DSI0	2.45GHz	11b: 18 dBm (1 Mbps~11 Mbps) 11g: 18 dBm (6 Mbps) HT/VHT/HE/EHT20: 18 dBm (MCS0) HT/VHT/HE/EHT40: 16 dBm (MCS0)	SISO Aux	17.75
			SISO Main	17.5
			MIMO	17.25
	5.2GHz	11a: 17.5 dBm (6Mbps) HT/VHT/HE/EHT20: 17.5 dBm (MCS0) HT/VHT/HE/EHT40: 17 dBm (MCS0) VHT/HE/EHT80: 15 dBm (MCS0) VHT/HE/EHT160: 12.25 dBm (MCS0)	MIMO	14.5
	5.3GHz	11a: 17.5 dBm (6Mbps) HT/VHT/HE/EHT20: 17.5 dBm (MCS0) HT/VHT/HE/EHT40: 17 dBm (MCS0) VHT/HE/EHT80: 14.25 dBm (MCS0)	MIMO	13.75
	5.6GHz	11a: 17.5 dBm (6Mbps) HT/VHT/HE/EHT20: 17.5 dBm (MCS0) HT/VHT/HE/EHT40: 17 dBm (MCS0) VHT/HE/EHT80: 16.5 dBm (MCS0) VHT/HE/EHT160: 12.75 dBm (MCS0)	MIMO	11
	5.8GHz	11a: 17.5 dBm (6Mbps) HT/VHT/HE/EHT20: 17.5 dBm (MCS0) HT/VHT/HE/EHT40: 17 dBm (MCS0) VHT/HE/EHT80: 16.5 dBm (MCS0)	MIMO	10

Unless otherwise stated the results shown in this test report refer only to the sample(s) tested and such sample(s) are retained for 90 days only.
除非另有說明，此報告結果僅對測試之樣品負責，同時此樣品僅保留90天。本報告未經本公司書面許可，不可部份複製。
This document is issued by the Company subject to its General Conditions of Service printed overleaf, available on request or accessible at http://www.sgs.com.tw/Terms-and-Conditions and for electronic format documents, subject to Terms and Conditions for Electronic Documents at http://www.sgs.com.tw/Terms-and-Conditions. Attention is drawn to the limitation of liability, indemnification and jurisdiction issues defined therein. Any holder of this document is advised that information contained hereon reflects the Company's findings at the time of its intervention only and within the limits of Client's instructions, if any. The Company's sole responsibility is to its Client and this document does not exonerate parties to a transaction from exercising all their rights and obligations under the transaction documents. This document cannot be reproduced except in full, without prior written approval of the Company. Any unauthorized alteration, forgery or falsification of the content or appearance of this document is unlawful and offenders may be prosecuted to the fullest extent of the law.

DSI0	5.9GHz	11a: 13.75 dBm (6Mbps) HT/VHT/HE/EHT20: 17.25 dBm (MCS0) HT/VHT/HE/EHT40: 17 dBm (MCS0) VHT/HE/EHT80: 16.5 dBm (MCS0) VHT/HE/EHT160: 12 dBm (MCS0)	MIMO	12.5
	6.2GHz UNII-5	11a: 15.75 dBm (6Mbps) HE/EHT20: 16.5 dBm (MCS0) HE/EHT40: 16 dBm (MCS0) HE/EHT80: 15.5 dBm (MCS0) HE/EHT160: 15.5 dBm (MCS0) EHT320: 14.5 dBm (MCS0)	MIMO	13.25
	6.5GHz UNII-6	11a: -1.5 dBm (6Mbps) HE/EHT20: 2.25 dBm (MCS0) HE/EHT40: 4.75 dBm (MCS0) HE/EHT80: 8 dBm (MCS0) HE/EHT160: 11.75 dBm (MCS0) EHT320: 14.5 dBm (MCS0)	MIMO	12.75
	6.7GHz UNII-7	11a: 16.5 dBm (6Mbps) HE/EHT20: 16.5 dBm (MCS0) HE/EHT40: 16 dBm (MCS0) HE/EHT80: 15.5 dBm (MCS0) HE/EHT160: 15.5 dBm (MCS0) EHT320: 14.5 dBm (MCS0)	MIMO	12.5
	7GHz UNII-8	11a: -1.25 dBm (6Mbps) HE/EHT20: 2 dBm (MCS0) HE/EHT40: 5 dBm (MCS0) HE/EHT80: 7.75 dBm (MCS0) HE/EHT160: 11.5 dBm (MCS0) EHT320: 14.5 dBm (MCS0)	MIMO	12
NOTE: Pmax for WLAN is varying depending on data rate. The Pmax presents in this table is highest value amount all rates for each technology/modulation from DUT.				

Unless otherwise stated the results shown in this test report refer only to the sample(s) tested and such sample(s) are retained for 90 days only.
除非另有說明，此報告結果僅對測試之樣品負責，同時此樣品僅保留90天。本報告未經本公司書面許可，不可部份複製。
This document is issued by the Company subject to its General Conditions of Service printed overleaf, available on request or accessible at http://www.sgs.com.tw/Terms-and-Conditions and for electronic format documents, subject to Terms and Conditions for Electronic Documents at http://www.sgs.com.tw/Terms-and-Conditions. Attention is drawn to the limitation of liability, indemnification and jurisdiction issues defined therein. Any holder of this document is advised that information contained hereon reflects the Company's findings at the time of its intervention only and within the limits of Client's instructions, if any. The Company's sole responsibility is to its Client and this document does not exonerate parties to a transaction from exercising all their rights and obligations under the transaction documents. This document cannot be reproduced except in full, without prior written approval of the Company. Any unauthorized alteration, forgery or falsification of the content or appearance of this document is unlawful and offenders may be prosecuted to the fullest extent of the law.

6.2 WLAN output power validation

Section 6.3/6.4 shows the Tune up limit for each technology/band, power measurements result of with FTM mode and with Qualcomm® FastConnect™ Time Averaged SAR (TAS) peak exposure mode. The configurations chosen for the test follows FCC KDB 248227 criteria and validate power with following criteria:

i. The maximum Tune up limit is the minimum{P_{lim} , P_{max}}with 1.5dB uncertainty included for each modulation.

ii. The measured FTM power (dBm) per setting minimum{P_{lim} , P_{max}}.

iii. Peak exposure mode has P_{lim} set in Qualcomm® FastConnect™ Time Averaged SAR (TAS) BDF[Note].

NOTE: The validation of P_{lim} with Peak exposure mode by demonstrate the measured power under peak exposure mode is within the claimed device uncertainty of minimum{P_{lim} , P_{max}}

Hong-Bo
WLAN_DSI0_MIMO

Band	Antenna	Position	Distance (mm)	Channel	Freq. (MHz)	Max. Rated Avg. Power + Max. Tolerance (dBm)	FTM Measured Avg. Power (dBm)	Peak exposure Mode Measured Avg. Power (dBm)	Plimit
WLAN 802.11b	Aux	Bottom Surface	0	1	2412	18.75	17.45	16.89	17.25
	Main					18.75	17.36	18.34	
WLAN 802.11b	Aux	Bottom Surface	0	6	2437	18.75	17.88	17.41	
	Main					18.75	17.49	18.63	
Band	Antenna	Position	Distance (mm)	Channel	Freq. (MHz)	Max. Rated Avg. Power + Max. Tolerance (dBm)	FTM Measured Avg. Power (dBm)	Peak exposure Mode Measured Avg. Power (dBm)	Plimit
WLAN 802.11ac(80M) 5.2G	Aux	Bottom Surface	0	42	5210	16.00	13.43	15.93	14.50
	Main					16.00	14.65	15.05	
Band	Antenna	Position	Distance (mm)	Channel	Freq. (MHz)	Max. Rated Avg. Power + Max. Tolerance (dBm)	FTM Measured Avg. Power (dBm)	Peak exposure Mode Measured Avg. Power (dBm)	Plimit
WLAN 802.11ac(80M) 5.3G	Aux	Bottom Surface	0	58	5290	15.25	12.58	15.14	13.75
	Main					15.25	13.56	14.15	
Band	Antenna	Position	Distance (mm)	Channel	Freq. (MHz)	Max. Rated Avg. Power + Max. Tolerance (dBm)	FTM Measured Avg. Power (dBm)	Peak exposure Mode Measured Avg. Power (dBm)	Plimit
WLAN 802.11ac(160M) 5.6G	Aux	Bottom Surface	0	114	5570	12.50	10.04	12.27	11.00
	Main					12.50	11.64	12.14	
Band	Antenna	Position	Distance (mm)	Channel	Freq. (MHz)	Max. Rated Avg. Power + Max. Tolerance (dBm)	FTM Measured Avg. Power (dBm)	Peak exposure Mode Measured Avg. Power (dBm)	Plimit
WLAN 802.11ac(80M) 5.8G	Aux	Bottom Surface	0	155	5775	11.50	8.51	11.40	10.00
	Main					11.50	10.17	10.97	
Band	Antenna	Position	Distance (mm)	Channel	Freq. (MHz)	Max. Rated Avg. Power + Max. Tolerance (dBm)	FTM Measured Avg. Power (dBm)	Peak exposure Mode Measured Avg. Power (dBm)	Plimit
WLAN 802.11ac(80M) 5.9G	Aux	Bottom Surface	0	171	5855	14.00	11.08	13.42	12.50
	Main					14.00	12.79	12.75	

WLAN_DSI0_SISO

Band	Antenna	Position	Distance (mm)	Channel	Freq. (MHz)	Max. Rated Avg. Power + Max. Tolerance (dBm)	FTM Measured Avg. Power (dBm)	Peak exposure Mode Measured Avg. Power (dBm)	Plimit
WLAN 802.11b	Aux	Bottom Surface	0	6	2437	19.25	18.77	17.36	17.75
WLAN 802.11b	Aux	Bottom Surface	0	11	2462	19.25	18.81	17.80	
Band	Antenna	Position	Distance (mm)	Channel	Freq. (MHz)	Max. Rated Avg. Power + Max. Tolerance (dBm)	FTM Measured Avg. Power (dBm)	Peak exposure Mode Measured Avg. Power (dBm)	Plimit
WLAN 802.11b	Main	Bottom Surface	0	6	2437	19.00	18.36	17.98	17.50
WLAN 802.11b	Main	Bottom Surface	0	11	2462	19.00	18.21	18.42	

Unless otherwise stated the results shown in this test report refer only to the sample(s) tested and such sample(s) are retained for 90 days only.
除非另有說明，此報告結果僅對測試之樣品負責，同時此樣品僅保留90天。本報告未經本公司書面許可，不可部份複製。
This document is issued by the Company subject to its General Conditions of Service printed overleaf, available on request or accessible at http://www.sgs.com.tw/Terms-and-Conditions and for electronic format documents, subject to Terms and Conditions for Electronic Documents at http://www.sgs.com.tw/Terms-and-Conditions. Attention is drawn to the limitation of liability, indemnification and jurisdiction issues defined therein. Any holder of this document is advised that information contained hereon reflects the Company's findings at the time of its intervention only and within the limits of Client's instructions, if any. The Company's sole responsibility is to its Client and this document does not exonerate parties to a transaction from exercising all their rights and obligations under the transaction documents. This document cannot be reproduced except in full, without prior written approval of the Company. Any unauthorized alteration, forgery or falsification of the content or appearance of this document is unlawful and offenders may be prosecuted to the fullest extent of the law.

Speed

WLAN_DSI0_MIMO

Band	Antenna	Position	Distance (mm)	Channel	Freq. (MHz)	Max. Rated Avg. Power + Max. Tolerance (dBm)	FTM Measured Avg. Power (dBm)	Peak exposure Mode Measured Avg. Power (dBm)	Plimit
WLAN 802.11b	Aux	Bottom Surface	0	6	2437	18.75	17.97	16.89	17.25
	Main					18.75	17.86	18.34	
WLAN 802.11b	Aux	Bottom Surface	0	11	2462	18.75	17.85	17.41	
	Main					18.75	17.76	18.63	
Band	Antenna	Position	Distance (mm)	Channel	Freq. (MHz)	Max. Rated Avg. Power + Max. Tolerance (dBm)	FTM Measured Avg. Power (dBm)	Peak exposure Mode Measured Avg. Power (dBm)	Plimit
WLAN 802.11ac(80M) 5.2G	Aux	Bottom Surface	0	42	5210	16.00	13.18	15.93	14.50
	Main					16.00	14.78	15.05	
Band	Antenna	Position	Distance (mm)	Channel	Freq. (MHz)	Max. Rated Avg. Power + Max. Tolerance (dBm)	FTM Measured Avg. Power (dBm)	Peak exposure Mode Measured Avg. Power (dBm)	Plimit
WLAN 802.11ac(80M) 5.3G	Aux	Bottom Surface	0	58	5290	15.25	12.58	15.14	13.75
	Main					15.25	13.59	14.15	
Band	Antenna	Position	Distance (mm)	Channel	Freq. (MHz)	Max. Rated Avg. Power + Max. Tolerance (dBm)	FTM Measured Avg. Power (dBm)	Peak exposure Mode Measured Avg. Power (dBm)	Plimit
WLAN 802.11ac(160M) 5.6G	Aux	Bottom Surface	0	114	5570	12.50	9.74	12.27	11.00
	Main					12.50	11.93	12.14	
Band	Antenna	Position	Distance (mm)	Channel	Freq. (MHz)	Max. Rated Avg. Power + Max. Tolerance (dBm)	FTM Measured Avg. Power (dBm)	Peak exposure Mode Measured Avg. Power (dBm)	Plimit
WLAN 802.11ac(80M) 5.8G	Aux	Bottom Surface	0	155	5775	11.50	9.06	11.40	10.00
	Main					11.50	10.14	10.97	
Band	Antenna	Position	Distance (mm)	Channel	Freq. (MHz)	Max. Rated Avg. Power + Max. Tolerance (dBm)	FTM Measured Avg. Power (dBm)	Peak exposure Mode Measured Avg. Power (dBm)	Plimit
WLAN 802.11ac(80M) 5.9G	Aux	Bottom Surface	0	171	5855	14.00	11.15	13.42	12.50
	Main					14.00	12.71	12.75	

WLAN_DSI0_SISO

Band	Antenna	Position	Distance (mm)	Channel	Freq. (MHz)	Max. Rated Avg. Power + Max. Tolerance (dBm)	FTM Measured Avg. Power (dBm)	Peak exposure Mode Measured Avg. Power (dBm)	Plimit
WLAN 802.11b	Aux	Bottom Surface	0	6	2437	19.25	18.83	17.80	17.75
WLAN 802.11b	Aux	Bottom Surface	0	11	2462	19.25	18.82	17.92	
Band	Antenna	Position	Distance (mm)	Channel	Freq. (MHz)	Max. Rated Avg. Power + Max. Tolerance (dBm)	FTM Measured Avg. Power (dBm)	Peak exposure Mode Measured Avg. Power (dBm)	Plimit
WLAN 802.11b	Main	Bottom Surface	0	6	2437	19.00	17.81	18.42	17.50
WLAN 802.11b	Main	Bottom Surface	0	11	2462	19.00	17.78	18.50	

Unless otherwise stated the results shown in this test report refer only to the sample(s) tested and such sample(s) are retained for 90 days only.
除非另有說明，此報告結果僅對測試之樣品負責，同時此樣品僅保留90天。本報告未經本公司書面許可，不可部份複製。
This document is issued by the Company subject to its General Conditions of Service printed overleaf, available on request or accessible at http://www.sgs.com.tw/Terms-and-Conditions and for electronic format documents, subject to Terms and Conditions for Electronic Documents at http://www.sgs.com.tw/Terms-and-Conditions. Attention is drawn to the limitation of liability, indemnification and jurisdiction issues defined therein. Any holder of this document is advised that information contained hereon reflects the Company's findings at the time of its intervention only and within the limits of Client's instructions, if any. The Company's sole responsibility is to its Client and this document does not exonerate parties to a transaction from exercising all their rights and obligations under the transaction documents. This document cannot be reproduced except in full, without prior written approval of the Company. Any unauthorized alteration, forgery or falsification of the content or appearance of this document is unlawful and offenders may be prosecuted to the fullest extent of the law.

Hong-Bo
WLAN_6GHz_DSI0_MIMO

Band	Antenna	Position	Distance (mm)	Channel	Freq. (MHz)	Max. Rated Avg. Power + Max. Tolerance (dBm)	FTM Measured Avg. Power (dBm)	Peak exposure Mode Measured Avg. Power (dBm)	Plimit
U-NII-5 6.2GHz 802.11be(320M)	Aux	Bottom Surface	0	31	6105	14.75	12.60	11.92	13.25
	Main					14.75	13.77	12.64	
U-NII-5 6.2GHz 802.11be(320M)	Aux	Bottom Surface	0	63	6265	14.75	12.11	12.31	
	Main					14.75	13.22	12.95	
Band	Antenna	Position	Distance (mm)	Channel	Freq. (MHz)	Max. Rated Avg. Power + Max. Tolerance (dBm)	FTM Measured Avg. Power (dBm)	Peak exposure Mode Measured Avg. Power (dBm)	Plimit
U-NII-6 6.5GHz 802.11be(320M)	Aux	Bottom Surface	0	95	6425	14.25	11.85	11.42	12.75
	Main					14.25	11.70	11.55	
Band	Antenna	Position	Distance (mm)	Channel	Freq. (MHz)	Max. Rated Avg. Power + Max. Tolerance (dBm)	FTM Measured Avg. Power (dBm)	Peak exposure Mode Measured Avg. Power (dBm)	Plimit
U-NII-7 6.7GHz 802.11be(320M)	Aux	Bottom Surface	0	127	6585	14.00	12.41	13.12	12.50
	Main					14.00	11.87	12.38	
Band	Antenna	Position	Distance (mm)	Channel	Freq. (MHz)	Max. Rated Avg. Power + Max. Tolerance (dBm)	FTM Measured Avg. Power (dBm)	Peak exposure Mode Measured Avg. Power (dBm)	Plimit
U-NII-8 7.0GHz 802.11be(320M)	Aux	Bottom Surface	0	191	6905	13.50	11.39	11.86	12.00
	Main					13.50	10.81	11.09	

Speed
WLAN_6GHz_DSI0_MIMO

Band	Antenna	Position	Distance (mm)	Channel	Freq. (MHz)	Max. Rated Avg. Power + Max. Tolerance (dBm)	FTM Measured Avg. Power (dBm)	Peak exposure Mode Measured Avg. Power (dBm)	Plimit
U-NII-5 6.2GHz 802.11be(320M)	Aux	Bottom Surface	0	31	6105	14.75	13.30	12.60	13.25
	Main					14.75	14.46	13.77	
U-NII-5 6.2GHz 802.11be(320M)	Aux	Bottom Surface	0	63	6265	14.75	12.87	12.11	
	Main					14.75	13.80	13.22	
Band	Antenna	Position	Distance (mm)	Channel	Freq. (MHz)	Max. Rated Avg. Power + Max. Tolerance (dBm)	FTM Measured Avg. Power (dBm)	Peak exposure Mode Measured Avg. Power (dBm)	Plimit
U-NII-6 6.5GHz 802.11be(320M)	Aux	Bottom Surface	0	95	6425	14.25	12.62	11.42	12.75
	Main					14.25	12.45	11.55	
Band	Antenna	Position	Distance (mm)	Channel	Freq. (MHz)	Max. Rated Avg. Power + Max. Tolerance (dBm)	FTM Measured Avg. Power (dBm)	Peak exposure Mode Measured Avg. Power (dBm)	Plimit
U-NII-7 6.7GHz 802.11be(320M)	Aux	Bottom Surface	0	127	6585	14.00	13.25	13.12	12.50
	Main					14.00	12.78	12.38	
Band	Antenna	Position	Distance (mm)	Channel	Freq. (MHz)	Max. Rated Avg. Power + Max. Tolerance (dBm)	FTM Measured Avg. Power (dBm)	Peak exposure Mode Measured Avg. Power (dBm)	Plimit
U-NII-8 7.0GHz 802.11be(320M)	Aux	Bottom Surface	0	191	6905	13.50	12.33	11.86	12.00
	Main					13.50	11.05	11.09	

Unless otherwise stated the results shown in this test report refer only to the sample(s) tested and such sample(s) are retained for 90 days only.
除非另有說明，此報告結果僅對測試之樣品負責，同時此樣品僅保留90天。本報告未經本公司書面許可，不可部份複製。
This document is issued by the Company subject to its General Conditions of Service printed overleaf, available on request or accessible at http://www.sgs.com.tw/Terms-and-Conditions and for electronic format documents, subject to Terms and Conditions for Electronic Documents at http://www.sgs.com.tw/Terms-and-Conditions. Attention is drawn to the limitation of liability, indemnification and jurisdiction issues defined therein. Any holder of this document is advised that information contained hereon reflects the Company's findings at the time of its intervention only and within the limits of Client's instructions, if any. The Company's sole responsibility is to its Client and this document does not exonerate parties to a transaction from exercising all their rights and obligations under the transaction documents. This document cannot be reproduced except in full, without prior written approval of the Company. Any unauthorized alteration, forgery or falsification of the content or appearance of this document is unlawful and offenders may be prosecuted to the fullest extent of the law.

6.3 WLAN

Hong-Bo
DSI0_MIMO

Aux						
Band	Mode	Channel	Frequency (MHz)	Data Rate	Max. Rated Avg. Power + Max. Tolerance (dBm)	Average power (dBm)
2.45GHz	802.11b	1	2412	1Mbps	18.75	18.74
		6	2437		18.75	18.69
		11	2462		18.75	18.62
	802.11g	1	2412	6Mbps	18.75	18.52
		6	2437		18.75	18.60
		11	2462		18.75	18.57
	802.11n20-HT0	1	2412	MCS0	18.75	18.61
		6	2437		18.75	18.60
		11	2462		16.50	16.33
	802.11ac20-VHT0	1	2412	MCS0	18.75	18.58
		6	2437		18.75	18.52
		11	2462		16.50	16.33
	802.11ax20-HE0	1	2412	MCS0	18.75	18.52
		6	2437		18.75	18.58
		11	2462		16.50	16.36
	802.11be20-EHT0	1	2412	MCS0	18.75	18.60
		6	2437		18.75	18.53
		11	2462		16.50	16.32
	802.11n40-HT0	3	2422	MCS0	16.25	16.04
		6	2437		17.50	17.29
		9	2452		15.75	15.52
	802.11ac40-VHT0	3	2422	MCS0	16.25	16.10
		6	2437		17.50	17.28
		9	2452		15.75	15.57
	802.11ax40-HE0	3	2422	MCS0	16.25	16.09
		6	2437		17.50	17.35
		9	2452		15.75	15.52
	802.11be40-EHT0	3	2422	MCS0	16.25	16.04
		6	2437		17.50	17.28
		9	2452		15.75	15.56

Unless otherwise stated the results shown in this test report refer only to the sample(s) tested and such sample(s) are retained for 90 days only.
除非另有說明，此報告結果僅對測試之樣品負責，同時此樣品僅保留90天。本報告未經本公司書面許可，不可部份複製。
This document is issued by the Company subject to its General Conditions of Service printed overleaf, available on request or accessible at http://www.sgs.com.tw/Terms-and-Conditions and for electronic format documents, subject to Terms and Conditions for Electronic Documents at http://www.sgs.com.tw/Terms-and-Conditions. Attention is drawn to the limitation of liability, indemnification and jurisdiction issues defined therein. Any holder of this document is advised that information contained hereon reflects the Company's findings at the time of its intervention only and within the limits of Client's instructions, if any. The Company's sole responsibility is to its Client and this document does not exonerate parties to a transaction from exercising all their rights and obligations under the transaction documents. This document cannot be reproduced except in full, without prior written approval of the Company. Any unauthorized alteration, forgery or falsification of the content or appearance of this document is unlawful and offenders may be prosecuted to the fullest extent of the law.

Aux						
Band	Mode	Channel	Frequency (MHz)	Data Rate	Max. Rated Avg. Power + Max. Tolerance (dBm)	Average power (dBm)
5.15-5.25 GHz	802.11a	36	5180	6Mbps	16.00	14.18
		40	5200		16.00	14.17
		44	5220		16.00	14.21
		48	5240		16.00	14.16
	802.11n20-HT0	36	5180	MCS0	16.00	14.15
		40	5200		16.00	14.17
		44	5220		16.00	14.20
		48	5240		16.00	14.17
	802.11ac20-VHT0	36	5180	MCS0	16.00	14.16
		40	5200		16.00	14.17
		44	5220		16.00	14.20
		48	5240		16.00	14.19
	802.11ax20-HE0	36	5180	MCS0	16.00	14.20
		40	5200		16.00	14.10
		44	5220		16.00	14.12
		48	5240		16.00	14.20
	802.11be20-EHT0	36	5180	MCS0	16.00	14.16
		40	5200		16.00	14.21
		44	5220		16.00	14.15
		48	5240		16.00	14.21
	802.11n40-HT0	38	5190	MCS0	16.00	14.13
		46	5230		16.00	14.21
	802.11ac40-VHT0	38	5190	MCS0	16.00	14.16
		46	5230		16.00	14.13
	802.11ax40-HE0	38	5190	MCS0	16.00	14.12
		46	5230		16.00	14.20
	802.11be40-EHT0	38	5190	MCS0	16.00	14.19
		46	5230		16.00	14.21
	802.11ac80-VHT0	42	5210	MCS0	16.00	14.42
	802.11ax80-HE0	42	5210	MCS0	16.00	14.20
	802.11be80-EHT0	42	5210	MCS0	16.00	14.14
	802.11ac160-VHT0	50	5250	MCS0	13.75	11.93
	802.11ax160-HE0	50	5250	MCS0	13.75	11.90
	802.11be160-EHT0	50	5250	MCS0	13.75	11.92

Unless otherwise stated the results shown in this test report refer only to the sample(s) tested and such sample(s) are retained for 90 days only.
除非另有說明，此報告結果僅對測試之樣品負責，同時此樣品僅保留90天。本報告未經本公司書面許可，不可部份複製。
This document is issued by the Company subject to its General Conditions of Service printed overleaf, available on request or accessible at http://www.sgs.com.tw/Terms-and-Conditions and for electronic format documents, subject to Terms and Conditions for Electronic Documents at http://www.sgs.com.tw/Terms-and-Conditions. Attention is drawn to the limitation of liability, indemnification and jurisdiction issues defined therein. Any holder of this document is advised that information contained hereon reflects the Company's findings at the time of its intervention only and within the limits of Client's instructions, if any. The Company's sole responsibility is to its Client and this document does not exonerate parties to a transaction from exercising all their rights and obligations under the transaction documents. This document cannot be reproduced except in full, without prior written approval of the Company. Any unauthorized alteration, forgery or falsification of the content or appearance of this document is unlawful and offenders may be prosecuted to the fullest extent of the law.

Aux						
Band	Mode	Channel	Frequency (MHz)	Data Rate	Max. Rated Avg. Power + Max. Tolerance (dBm)	Average power (dBm)
5.25-5.35 GHz	802.11a	52	5260	6Mbps	15.25	14.91
		56	5280		15.25	14.86
		60	5300		15.25	14.83
		64	5320		15.25	14.82
	802.11n20-HT0	52	5260	MCS0	15.25	14.83
		56	5280		15.25	14.87
		60	5300		15.25	14.82
		64	5320		15.25	14.90
	802.11ac20-VHT0	52	5260	MCS0	15.25	14.83
		56	5280		15.25	14.82
		60	5300		15.25	14.86
		64	5320		15.25	14.83
	802.11ax20-HE0	52	5260	MCS0	15.25	14.78
		56	5280		15.25	14.82
		60	5300		15.25	14.83
		64	5320		15.25	14.83
	802.11be20-EHT0	52	5260	MCS0	15.25	14.84
		56	5280		15.25	14.86
		60	5300		15.25	14.83
		64	5320		15.25	14.81
	802.11n40-HT0	54	5270	MCS0	15.25	14.87
		62	5310		15.25	14.84
	802.11ac40-VHT0	54	5270	MCS0	15.25	14.97
		62	5310		15.25	14.82
	802.11ax40-HE0	54	5270	MCS0	15.25	14.84
		62	5310		15.25	14.90
	802.11be40-EHT0	54	5270	MCS0	15.25	14.91
		62	5310		15.25	14.89
	802.11ac80-VHT0	58	5290	MCS0	15.25	15.05
	802.11ax80-HE0	58	5290	MCS0	15.25	14.89
	802.11be80-EHT0	58	5290	MCS0	15.25	14.88

Unless otherwise stated the results shown in this test report refer only to the sample(s) tested and such sample(s) are retained for 90 days only.
除非另有說明，此報告結果僅對測試之樣品負責，同時此樣品僅保留90天。本報告未經本公司書面許可，不可部份複製。
This document is issued by the Company subject to its General Conditions of Service printed overleaf, available on request or accessible at http://www.sgs.com.tw/Terms-and-Conditions and for electronic format documents, subject to Terms and Conditions for Electronic Documents at http://www.sgs.com.tw/Terms-and-Conditions. Attention is drawn to the limitation of liability, indemnification and jurisdiction issues defined therein. Any holder of this document is advised that information contained hereon reflects the Company's findings at the time of its intervention only and within the limits of Client's instructions, if any. The Company's sole responsibility is to its Client and this document does not exonerate parties to a transaction from exercising all their rights and obligations under the transaction documents. This document cannot be reproduced except in full, without prior written approval of the Company. Any unauthorized alteration, forgery or falsification of the content or appearance of this document is unlawful and offenders may be prosecuted to the fullest extent of the law.

Aux						
Band	Mode	Channel	Frequency (MHz)	Data Rate	Max. Rated Avg. Power + Max. Tolerance (dBm)	Average power (dBm)
5.6GHz	802.11a	100	5500	6Mbps	12.50	10.66
		116	5580		12.50	10.65
		140	5700		12.50	10.68
		144	5720		12.50	10.64
	802.11n20-HT0	100	5500	MCS0	12.50	10.71
		116	5580		12.50	10.69
		140	5700		12.50	10.69
		144	5720		12.50	10.70
	802.11ac20-VHT0	100	5500	MCS0	12.50	10.71
		116	5580		12.50	10.67
		140	5700		12.50	10.64
		144	5720		12.50	10.68
	802.11ax20-HE0	100	5500	MCS0	12.50	10.71
		116	5580		12.50	10.67
		140	5700		12.50	10.68
		144	5720		12.50	10.69
	802.11be20-EHT0	100	5500	MCS0	12.50	10.68
		116	5580		12.50	10.63
		140	5700		12.50	10.65
		144	5720		12.50	10.69
	802.11n40-HT0	102	5510	MCS0	12.50	10.68
		110	5550		12.50	10.64
		134	5670		12.50	10.65
		142	5710		12.50	10.69
	802.11ac40-VHT0	102	5510	MCS0	12.50	10.71
		110	5550		12.50	10.69
		134	5670		12.50	10.66
		142	5710		12.50	10.68
	802.11ax40-HE0	102	5510	MCS0	12.50	10.63
		110	5550		12.50	10.63
		134	5670		12.50	10.71
		142	5710		12.50	10.64
	802.11be40-EHT0	102	5510	MCS0	12.50	10.66
		110	5550		12.50	10.65
		134	5670		12.50	10.71
		142	5710		12.50	10.54
	802.11ac80-VHT0	106	5530	MCS0	12.50	10.70
		122	5610		12.50	10.70
		138	5690		12.50	10.68
	802.11ax80-HE0	106	5530	MCS0	12.50	10.71
		122	5610		12.50	10.63
		138	5690		12.50	10.71
	802.11be80-EHT0	106	5530	MCS0	12.50	10.70
		122	5610		12.50	10.66
		138	5690		12.50	10.63
	802.11ac160-VHT0	114	5570	MCS0	12.50	10.88
	802.11ax160-HE0	114	5570	MCS0	12.50	10.64
	802.11be160-EHT0	114	5570	MCS0	12.50	10.67

Unless otherwise stated the results shown in this test report refer only to the sample(s) tested and such sample(s) are retained for 90 days only.
除非另有說明，此報告結果僅對測試之樣品負責，同時此樣品僅保留90天。本報告未經本公司書面許可，不可部份複製。
This document is issued by the Company subject to its General Conditions of Service printed overleaf, available on request or accessible at http://www.sgs.com.tw/Terms-and-Conditions and for electronic format documents, subject to Terms and Conditions for Electronic Documents at http://www.sgs.com.tw/Terms-and-Conditions. Attention is drawn to the limitation of liability, indemnification and jurisdiction issues defined therein. Any holder of this document is advised that information contained hereon reflects the Company's findings at the time of its intervention only and within the limits of Client's instructions, if any. The Company's sole responsibility is to its Client and this document does not exonerate parties to a transaction from exercising all their rights and obligations under the transaction documents. This document cannot be reproduced except in full, without prior written approval of the Company. Any unauthorized alteration, forgery or falsification of the content or appearance of this document is unlawful and offenders may be prosecuted to the fullest extent of the law.

Aux						
Mode	Mode	Channel	Frequency (MHz)	Data Rate	Max. Rated Avg. Power + Max. Tolerance (dBm)	Average power (dBm)
5.8GHz	802.11a	149	5745	6Mbps	11.50	9.75
		157	5785		11.50	9.74
		165	5825		11.50	9.79
	802.11n20-HT0	149	5745	MCS0	11.50	9.66
		157	5785		11.50	9.76
		165	5825		11.50	9.53
	802.11ac20-VHT0	149	5745	MCS0	11.50	9.76
		157	5785		11.50	9.77
		165	5825		11.50	9.72
	802.11ax20-HE0	149	5745	MCS0	11.50	9.77
		157	5785		11.50	9.73
		165	5825		11.50	9.74
	802.11be20-EHT0	149	5745	MCS0	11.50	9.75
		157	5785		11.50	9.76
		165	5825		11.50	9.73
	802.11n40-HT0	151	5755	MCS0	11.50	9.81
		159	5795		11.50	9.78
	802.11ac40-VHT0	151	5755	MCS0	11.50	9.81
		159	5795		11.50	9.79
	802.11ax40-HE0	151	5755	MCS0	11.50	9.77
		159	5795		11.50	9.80
	802.11be40-EHT0	151	5755	MCS0	11.50	9.77
		159	5795		11.50	9.70
	802.11ac80-VHT0	155	5775	MCS0	11.50	9.82
	802.11ax80-HE0	155	5775	MCS0	11.50	9.77
	802.11be80-EHT0	155	5775	MCS0	11.50	9.72

Unless otherwise stated the results shown in this test report refer only to the sample(s) tested and such sample(s) are retained for 90 days only.
除非另有說明，此報告結果僅對測試之樣品負責，同時此樣品僅保留90天。本報告未經本公司書面許可，不可部份複製。
This document is issued by the Company subject to its General Conditions of Service printed overleaf, available on request or accessible at http://www.sgs.com.tw/Terms-and-Conditions and for electronic format documents, subject to Terms and Conditions for Electronic Documents at http://www.sgs.com.tw/Terms-and-Conditions. Attention is drawn to the limitation of liability, indemnification and jurisdiction issues defined therein. Any holder of this document is advised that information contained hereon reflects the Company's findings at the time of its intervention only and within the limits of Client's instructions, if any. The Company's sole responsibility is to its Client and this document does not exonerate parties to a transaction from exercising all their rights and obligations under the transaction documents. This document cannot be reproduced except in full, without prior written approval of the Company. Any unauthorized alteration, forgery or falsification of the content or appearance of this document is unlawful and offenders may be prosecuted to the fullest extent of the law.

Aux						
Mode	Mode	Channel	Frequency (MHz)	Data Rate	Max. Rated Avg. Power + Max. Tolerance (dBm)	Average power (dBm)
5.9GHz	802.11a	169	5845	6Mbps	14.00	12.49
		173	5865		14.00	12.46
		177	5885		14.00	12.47
	802.11n20-HT0	169	5845	MCS0	14.00	12.42
		173	5865		14.00	12.49
		177	5885		14.00	12.45
	802.11ac20-VHT0	169	5845	MCS0	14.00	12.51
		173	5865		14.00	12.49
		177	5885		14.00	12.50
	802.11ax20-HE0	169	5845	MCS0	14.00	12.42
		173	5865		14.00	12.44
		177	5885		14.00	12.44
	802.11be20-EHT0	169	5845	MCS0	14.00	12.43
		173	5865		14.00	12.50
		177	5885		14.00	12.48
	802.11n40-HT0	167	5835	MCS0	14.00	12.42
		175	5875		14.00	12.44
	802.11ac40-VHT0	167	5835	MCS0	14.00	12.42
		175	5875		14.00	12.44
	802.11ax40-HE0	167	5835	MCS0	14.00	12.51
		175	5875		14.00	12.48
	802.11be40-EHT0	167	5835	MCS0	14.00	12.47
		175	5875		14.00	12.45
	802.11ac80-VHT0	171	5855	MCS0	14.00	12.68
	802.11ax80-HE0	171	5855	MCS0	14.00	12.43
	802.11be80-EHT0	171	5855	MCS0	14.00	12.46
	802.11ac160-VHT0	163	5815	MCS0	13.50	11.96
	802.11ax160-HE0	163	5815	MCS0	13.50	12.01
	802.11be160-EHT0	163	5815	MCS0	13.50	12.00

Unless otherwise stated the results shown in this test report refer only to the sample(s) tested and such sample(s) are retained for 90 days only.
除非另有說明，此報告結果僅對測試之樣品負責，同時此樣品僅保留90天。本報告未經本公司書面許可，不可部份複製。
This document is issued by the Company subject to its General Conditions of Service printed overleaf, available on request or accessible at http://www.sgs.com.tw/Terms-and-Conditions and for electronic format documents, subject to Terms and Conditions for Electronic Documents at http://www.sgs.com.tw/Terms-and-Conditions. Attention is drawn to the limitation of liability, indemnification and jurisdiction issues defined therein. Any holder of this document is advised that information contained hereon reflects the Company's findings at the time of its intervention only and within the limits of Client's instructions, if any. The Company's sole responsibility is to its Client and this document does not exonerate parties to a transaction from exercising all their rights and obligations under the transaction documents. This document cannot be reproduced except in full, without prior written approval of the Company. Any unauthorized alteration, forgery or falsification of the content or appearance of this document is unlawful and offenders may be prosecuted to the fullest extent of the law.

Main						
Band	Mode	Channel	Frequency (MHz)	Data Rate	Max. Rated Avg. Power + Max. Tolerance (dBm)	Average power (dBm)
2.45GHz	802.11b	1	2412	1Mbps	18.75	18.70
		6	2437		18.75	18.35
		11	2462		18.75	18.20
	802.11g	1	2412	6Mbps	18.75	18.55
		6	2437		18.75	18.52
		11	2462		18.75	18.53
	802.11n20-HT0	1	2412	MCS0	18.75	18.59
		6	2437		18.75	18.56
		11	2462		16.50	16.28
	802.11ac20-VHT0	1	2412	MCS0	18.75	18.54
		6	2437		18.75	18.55
		11	2462		16.50	16.31
	802.11ax20-HE0	1	2412	MCS0	18.75	18.54
		6	2437		18.75	18.53
		11	2462		16.50	16.30
	802.11be20-EHT0	1	2412	MCS0	18.75	18.52
		6	2437		18.75	18.54
		11	2462		16.50	16.28
	802.11n40-HT0	3	2422	MCS0	16.25	16.03
		6	2437		17.50	17.33
		9	2452		15.75	15.57
	802.11ac40-VHT0	3	2422	MCS0	16.25	16.06
		6	2437		17.50	17.27
		9	2452		15.75	15.59
	802.11ax40-HE0	3	2422	MCS0	16.25	16.08
		6	2437		17.50	17.34
		9	2452		15.75	15.61
	802.11be40-EHT0	3	2422	MCS0	16.25	16.03
		6	2437		17.50	17.27
		9	2452		15.75	15.54

Unless otherwise stated the results shown in this test report refer only to the sample(s) tested and such sample(s) are retained for 90 days only.
除非另有說明，此報告結果僅對測試之樣品負責，同時此樣品僅保留90天。本報告未經本公司書面許可，不可部份複製。
This document is issued by the Company subject to its General Conditions of Service printed overleaf, available on request or accessible at http://www.sgs.com.tw/Terms-and-Conditions and for electronic format documents, subject to Terms and Conditions for Electronic Documents at http://www.sgs.com.tw/Terms-and-Conditions. Attention is drawn to the limitation of liability, indemnification and jurisdiction issues defined therein. Any holder of this document is advised that information contained hereon reflects the Company's findings at the time of its intervention only and within the limits of Client's instructions, if any. The Company's sole responsibility is to its Client and this document does not exonerate parties to a transaction from exercising all their rights and obligations under the transaction documents. This document cannot be reproduced except in full, without prior written approval of the Company. Any unauthorized alteration, forgery or falsification of the content or appearance of this document is unlawful and offenders may be prosecuted to the fullest extent of the law.

Main						
Band	Mode	Channel	Frequency (MHz)	Data Rate	Max. Rated Avg. Power + Max. Tolerance (dBm)	Average power (dBm)
5.15-5.25 GHz	802.11a	36	5180	6Mbps	16.00	15.42
		40	5200		16.00	15.46
		44	5220		16.00	15.51
		48	5240		16.00	15.49
	802.11n20-HT0	36	5180	MCS0	16.00	15.43
		40	5200		16.00	15.51
		44	5220		16.00	15.45
		48	5240		16.00	15.46
	802.11ac20-VHT0	36	5180	MCS0	16.00	15.42
		40	5200		16.00	15.47
		44	5220		16.00	15.42
		48	5240		16.00	15.51
	802.11ax20-HE0	36	5180	MCS0	16.00	15.49
		40	5200		16.00	15.43
		44	5220		16.00	15.50
		48	5240		16.00	15.48
	802.11be20-EHT0	36	5180	MCS0	16.00	15.44
		40	5200		16.00	15.47
		44	5220		16.00	15.50
		48	5240		16.00	15.44
	802.11n40-HT0	38	5190	MCS0	16.00	15.48
		46	5230		16.00	15.49
	802.11ac40-VHT0	38	5190	MCS0	16.00	15.51
		46	5230		16.00	15.42
	802.11ax40-HE0	38	5190	MCS0	16.00	15.47
		46	5230		16.00	15.48
	802.11be40-EHT0	38	5190	MCS0	16.00	15.51
		46	5230		16.00	15.44
	802.11ac80-VHT0	42	5210	MCS0	16.00	15.64
	802.11ax80-HE0	42	5210	MCS0	16.00	15.44
	802.11be80-EHT0	42	5210	MCS0	16.00	15.50
	802.11ac160-VHT0	50	5250	MCS0	13.75	13.22
	802.11ax160-HE0	50	5250	MCS0	13.75	13.24
	802.11be160-EHT0	50	5250	MCS0	13.75	13.26

Unless otherwise stated the results shown in this test report refer only to the sample(s) tested and such sample(s) are retained for 90 days only.
除非另有說明，此報告結果僅對測試之樣品負責，同時此樣品僅保留90天。本報告未經本公司書面許可，不可部份複製。
This document is issued by the Company subject to its General Conditions of Service printed overleaf, available on request or accessible at http://www.sgs.com.tw/Terms-and-Conditions and for electronic format documents, subject to Terms and Conditions for Electronic Documents at http://www.sgs.com.tw/Terms-and-Conditions. Attention is drawn to the limitation of liability, indemnification and jurisdiction issues defined therein. Any holder of this document is advised that information contained hereon reflects the Company's findings at the time of its intervention only and within the limits of Client's instructions, if any. The Company's sole responsibility is to its Client and this document does not exonerate parties to a transaction from exercising all their rights and obligations under the transaction documents. This document cannot be reproduced except in full, without prior written approval of the Company. Any unauthorized alteration, forgery or falsification of the content or appearance of this document is unlawful and offenders may be prosecuted to the fullest extent of the law.

Main						
Band	Mode	Channel	Frequency (MHz)	Data Rate	Max. Rated Avg. Power + Max. Tolerance (dBm)	Average power (dBm)
5.25-5.35 GHz	802.11a	52	5260	6Mbps	15.25	15.09
		56	5280		15.25	14.98
		60	5300		15.25	15.07
		64	5320		15.25	15.03
	802.11n20-HT0	52	5260	MCS0	15.25	15.07
		56	5280		15.25	15.11
		60	5300		15.25	15.06
		64	5320		15.25	15.08
	802.11ac20-VHT0	52	5260	MCS0	15.25	15.07
		56	5280		15.25	15.08
		60	5300		15.25	15.10
		64	5320		15.25	14.89
	802.11ax20-HE0	52	5260	MCS0	15.25	15.07
		56	5280		15.25	15.08
		60	5300		15.25	15.04
		64	5320		15.25	15.03
	802.11be20-EHT0	52	5260	MCS0	15.25	15.10
		56	5280		15.25	14.97
		60	5300		15.25	15.06
		64	5320		15.25	15.11
	802.11n40-HT0	54	5270	MCS0	15.25	15.06
		62	5310		15.25	15.02
	802.11ac40-VHT0	54	5270	MCS0	15.25	15.06
		62	5310		15.25	15.04
	802.11ax40-HE0	54	5270	MCS0	15.25	15.11
		62	5310		15.25	15.05
	802.11be40-EHT0	54	5270	MCS0	15.25	14.92
		62	5310		15.25	15.02
	802.11ac80-VHT0	58	5290	MCS0	15.25	15.11
	802.11ax80-HE0	58	5290	MCS0	15.25	14.97
	802.11be80-EHT0	58	5290	MCS0	15.25	15.02

Unless otherwise stated the results shown in this test report refer only to the sample(s) tested and such sample(s) are retained for 90 days only.
除非另有說明，此報告結果僅對測試之樣品負責，同時此樣品僅保留90天。本報告未經本公司書面許可，不可部份複製。
This document is issued by the Company subject to its General Conditions of Service printed overleaf, available on request or accessible at http://www.sgs.com.tw/Terms-and-Conditions and for electronic format documents, subject to Terms and Conditions for Electronic Documents at http://www.sgs.com.tw/Terms-and-Conditions. Attention is drawn to the limitation of liability, indemnification and jurisdiction issues defined therein. Any holder of this document is advised that information contained hereon reflects the Company's findings at the time of its intervention only and within the limits of Client's instructions, if any. The Company's sole responsibility is to its Client and this document does not exonerate parties to a transaction from exercising all their rights and obligations under the transaction documents. This document cannot be reproduced except in full, without prior written approval of the Company. Any unauthorized alteration, forgery or falsification of the content or appearance of this document is unlawful and offenders may be prosecuted to the fullest extent of the law.

Main						
Band	Mode	Channel	Frequency (MHz)	Data Rate	Max. Rated Avg. Power + Max. Tolerance (dBm)	Average power (dBm)
5.6GHz	802.11a	100	5500	6Mbps	12.50	12.04
		116	5580		12.50	12.03
		140	5700		12.50	12.04
		144	5720		12.50	12.07
	802.11n20-HT0	100	5500	MCS0	12.50	12.04
		116	5580		12.50	12.06
		140	5700		12.50	12.10
		144	5720		12.50	12.03
	802.11ac20-VHT0	100	5500	MCS0	12.50	12.11
		116	5580		12.50	12.03
		140	5700		12.50	12.06
		144	5720		12.50	12.08
	802.11ax20-HE0	100	5500	MCS0	12.50	12.11
		116	5580		12.50	12.06
		140	5700		12.50	12.02
		144	5720		12.50	12.02
	802.11be20-EHT0	100	5500	MCS0	12.50	12.06
		116	5580		12.50	12.02
		140	5700		12.50	12.04
		144	5720		12.50	12.07
	802.11n40-HT0	102	5510	MCS0	12.50	12.10
		110	5550		12.50	12.05
		134	5670		12.50	12.04
		142	5710		12.50	12.02
	802.11ac40-VHT0	102	5510	MCS0	12.50	12.05
		110	5550		12.50	12.10
		134	5670		12.50	12.09
		142	5710		12.50	12.14
	802.11ax40-HE0	102	5510	MCS0	12.50	12.11
		110	5550		12.50	12.02
		134	5670		12.50	12.03
		142	5710		12.50	12.07
	802.11be40-EHT0	102	5510	MCS0	12.50	12.11
		110	5550		12.50	12.05
		134	5670		12.50	12.08
		142	5710		12.50	12.02
	802.11ac80-VHT0	106	5530	MCS0	12.50	12.10
		122	5610		12.50	12.08
		138	5690		12.50	12.10
	802.11ax80-HE0	106	5530	MCS0	12.50	12.06
		122	5610		12.50	12.08
		138	5690		12.50	12.07
	802.11be80-EHT0	106	5530	MCS0	12.50	12.07
		122	5610		12.50	12.03
		138	5690		12.50	12.08
	802.11ac160-VHT0	114	5570	MCS0	12.50	12.21
	802.11ax160-HE0	114	5570	MCS0	12.50	12.07
	802.11be160-EHT0	114	5570	MCS0	12.50	12.10

Unless otherwise stated the results shown in this test report refer only to the sample(s) tested and such sample(s) are retained for 90 days only.
除非另有說明，此報告結果僅對測試之樣品負責，同時此樣品僅保留90天。本報告未經本公司書面許可，不可部份複製。
This document is issued by the Company subject to its General Conditions of Service printed overleaf, available on request or accessible at http://www.sgs.com.tw/Terms-and-Conditions and for electronic format documents, subject to Terms and Conditions for Electronic Documents at http://www.sgs.com.tw/Terms-and-Conditions. Attention is drawn to the limitation of liability, indemnification and jurisdiction issues defined therein. Any holder of this document is advised that information contained hereon reflects the Company's findings at the time of its intervention only and within the limits of Client's instructions, if any. The Company's sole responsibility is to its Client and this document does not exonerate parties to a transaction from exercising all their rights and obligations under the transaction documents. This document cannot be reproduced except in full, without prior written approval of the Company. Any unauthorized alteration, forgery or falsification of the content or appearance of this document is unlawful and offenders may be prosecuted to the fullest extent of the law.

Main						
Mode	Mode	Channel	Frequency (MHz)	Data Rate	Max. Rated Avg. Power + Max. Tolerance (dBm)	Average power (dBm)
5.8GHz	802.11a	149	5745	6Mbps	11.50	11.39
		157	5785		11.50	11.36
		165	5825		11.50	11.40
	802.11n20-HT0	149	5745	MCS0	11.50	11.35
		157	5785		11.50	11.37
		165	5825		11.50	11.34
	802.11ac20-VHT0	149	5745	MCS0	11.50	11.37
		157	5785		11.50	11.33
		165	5825		11.50	11.28
	802.11ax20-HE0	149	5745	MCS0	11.50	11.34
		157	5785		11.50	11.37
		165	5825		11.50	11.36
	802.11be20-EHT0	149	5745	MCS0	11.50	11.33
		157	5785		11.50	11.35
		165	5825		11.50	11.38
	802.11n40-HT0	151	5755	MCS0	11.50	11.41
		159	5795		11.50	11.36
	802.11ac40-VHT0	151	5755	MCS0	11.50	11.34
		159	5795		11.50	11.38
	802.11ax40-HE0	151	5755	MCS0	11.50	11.33
		159	5795		11.50	11.39
	802.11be40-EHT0	151	5755	MCS0	11.50	11.32
		159	5795		11.50	11.34
	802.11ac80-VHT0	155	5775	MCS0	11.50	11.49
	802.11ax80-HE0	155	5775	MCS0	11.50	11.36
	802.11be80-EHT0	155	5775	MCS0	11.50	11.41

Unless otherwise stated the results shown in this test report refer only to the sample(s) tested and such sample(s) are retained for 90 days only.
除非另有說明，此報告結果僅對測試之樣品負責，同時此樣品僅保留90天。本報告未經本公司書面許可，不可部份複製。
This document is issued by the Company subject to its General Conditions of Service printed overleaf, available on request or accessible at http://www.sgs.com.tw/Terms-and-Conditions and for electronic format documents, subject to Terms and Conditions for Electronic Documents at http://www.sgs.com.tw/Terms-and-Conditions. Attention is drawn to the limitation of liability, indemnification and jurisdiction issues defined therein. Any holder of this document is advised that information contained hereon reflects the Company's findings at the time of its intervention only and within the limits of Client's instructions, if any. The Company's sole responsibility is to its Client and this document does not exonerate parties to a transaction from exercising all their rights and obligations under the transaction documents. This document cannot be reproduced except in full, without prior written approval of the Company. Any unauthorized alteration, forgery or falsification of the content or appearance of this document is unlawful and offenders may be prosecuted to the fullest extent of the law.

Main						
Mode	Mode	Channel	Frequency (MHz)	Data Rate	Max. Rated Avg. Power + Max. Tolerance (dBm)	Average power (dBm)
5.9GHz	802.11a	169	5845	6Mbps	14.00	13.64
		173	5865		14.00	13.57
		177	5885		14.00	13.65
	802.11n20-HT0	169	5845	MCS0	14.00	13.60
		173	5865		14.00	13.63
		177	5885		14.00	13.65
	802.11ac20-VHT0	169	5845	MCS0	14.00	13.62
		173	5865		14.00	13.60
		177	5885		14.00	13.58
	802.11ax20-HE0	169	5845	MCS0	14.00	13.57
		173	5865		14.00	13.57
		177	5885		14.00	13.65
	802.11be20-EHT0	169	5845	MCS0	14.00	13.63
		173	5865		14.00	13.62
		177	5885		14.00	13.63
	802.11n40-HT0	167	5835	MCS0	14.00	13.62
		175	5875		14.00	13.56
	802.11ac40-VHT0	167	5835	MCS0	14.00	13.61
		175	5875		14.00	13.61
	802.11ax40-HE0	167	5835	MCS0	14.00	13.63
		175	5875		14.00	13.64
	802.11be40-EHT0	167	5835	MCS0	14.00	13.61
		175	5875		14.00	13.58
	802.11ac80-VHT0	171	5855	MCS0	14.00	13.82
	802.11ax80-HE0	171	5855	MCS0	14.00	13.57
	802.11be80-EHT0	171	5855	MCS0	14.00	13.60
	802.11ac160-VHT0	163	5815	MCS0	13.50	13.15
	802.11ax160-HE0	163	5815	MCS0	13.50	13.10
	802.11be160-EHT0	163	5815	MCS0	13.50	13.09

Unless otherwise stated the results shown in this test report refer only to the sample(s) tested and such sample(s) are retained for 90 days only.
除非另有說明，此報告結果僅對測試之樣品負責，同時此樣品僅保留90天。本報告未經本公司書面許可，不可部份複製。
This document is issued by the Company subject to its General Conditions of Service printed overleaf, available on request or accessible at http://www.sgs.com.tw/Terms-and-Conditions and for electronic format documents, subject to Terms and Conditions for Electronic Documents at http://www.sgs.com.tw/Terms-and-Conditions. Attention is drawn to the limitation of liability, indemnification and jurisdiction issues defined therein. Any holder of this document is advised that information contained hereon reflects the Company's findings at the time of its intervention only and within the limits of Client's instructions, if any. The Company's sole responsibility is to its Client and this document does not exonerate parties to a transaction from exercising all their rights and obligations under the transaction documents. This document cannot be reproduced except in full, without prior written approval of the Company. Any unauthorized alteration, forgery or falsification of the content or appearance of this document is unlawful and offenders may be prosecuted to the fullest extent of the law.

DSI0_SISO

Aux						
Band	Mode	Channel	Frequency (MHz)	Data Rate	Max. Rated Avg. Power + Max. Tolerance (dBm)	Average power (dBm)
2.45GHz	802.11b	1	2412	1Mbps	19.25	18.36
		6	2437		19.25	18.78
		11	2462		19.25	18.82
	802.11g	1	2412	6Mbps	19.25	18.51
		6	2437		19.25	18.53
		11	2462		19.25	18.54
	802.11n20-HT0	1	2412	MCS0	19.25	18.48
		6	2437		19.25	18.54
		11	2462		19.25	18.50
	802.11ac20-VHT0	1	2412	MCS0	19.25	18.51
		6	2437		19.25	18.54
		11	2462		19.25	18.56
	802.11ax20-HE0	1	2412	MCS0	19.25	18.52
		6	2437		19.25	18.53
		11	2462		19.25	18.51
	802.11be20-EHT0	1	2412	MCS0	19.25	18.50
		6	2437		19.25	18.53
		11	2462		19.25	18.47
	802.11n40-HT0	3	2422	MCS0	17.50	16.73
		6	2437		17.50	16.80
		9	2452		17.50	16.72
	802.11ac40-VHT0	3	2422	MCS0	17.50	16.78
		6	2437		17.50	16.81
		9	2452		17.50	16.82
	802.11ax40-HE0	3	2422	MCS0	17.50	16.74
		6	2437		17.50	16.81
		9	2452		17.50	16.75
	802.11be40-EHT0	3	2422	MCS0	17.50	16.73
		6	2437		17.50	16.74
		9	2452		17.50	16.78

Unless otherwise stated the results shown in this test report refer only to the sample(s) tested and such sample(s) are retained for 90 days only.
除非另有說明，此報告結果僅對測試之樣品負責，同時此樣品僅保留90天。本報告未經本公司書面許可，不可部份複製。
This document is issued by the Company subject to its General Conditions of Service printed overleaf, available on request or accessible at http://www.sgs.com.tw/Terms-and-Conditions and for electronic format documents, subject to Terms and Conditions for Electronic Documents at http://www.sgs.com.tw/Terms-and-Conditions. Attention is drawn to the limitation of liability, indemnification and jurisdiction issues defined therein. Any holder of this document is advised that information contained hereon reflects the Company's findings at the time of its intervention only and within the limits of Client's instructions, if any. The Company's sole responsibility is to its Client and this document does not exonerate parties to a transaction from exercising all their rights and obligations under the transaction documents. This document cannot be reproduced except in full, without prior written approval of the Company. Any unauthorized alteration, forgery or falsification of the content or appearance of this document is unlawful and offenders may be prosecuted to the fullest extent of the law.

Main						
Band	Mode	Channel	Frequency (MHz)	Data Rate	Max. Rated Avg. Power + Max. Tolerance (dBm)	Average power (dBm)
2.45GHz	802.11b	1	2412	1Mbps	19.00	18.18
		6	2437		19.00	18.42
		11	2462		19.00	18.33
	802.11g	1	2412	6Mbps	19.00	18.16
		6	2437		19.00	18.14
		11	2462		19.00	18.19
	802.11n20-HT0	1	2412	MCS0	19.00	18.15
		6	2437		19.00	18.10
		11	2462		19.00	18.14
	802.11ac20-VHT0	1	2412	MCS0	19.00	18.20
		6	2437		19.00	18.16
		11	2462		19.00	18.19
	802.11ax20-HE0	1	2412	MCS0	19.00	18.20
		6	2437		19.00	18.16
		11	2462		19.00	18.13
	802.11be20-EHT0	1	2412	MCS0	19.00	18.16
		6	2437		19.00	18.17
		11	2462		19.00	18.15
	802.11n40-HT0	3	2422	MCS0	17.50	16.68
		6	2437		17.50	16.65
		9	2452		17.50	16.65
	802.11ac40-VHT0	3	2422	MCS0	17.50	16.68
		6	2437		17.50	16.71
		9	2452		17.50	16.62
	802.11ax40-HE0	3	2422	MCS0	17.50	16.66
		6	2437		17.50	16.67
		9	2452		17.50	16.71
	802.11be40-EHT0	3	2422	MCS0	17.50	16.69
		6	2437		17.50	16.66
		9	2452		17.50	16.62

Unless otherwise stated the results shown in this test report refer only to the sample(s) tested and such sample(s) are retained for 90 days only.
除非另有說明，此報告結果僅對測試之樣品負責，同時此樣品僅保留90天。本報告未經本公司書面許可，不可部份複製。
This document is issued by the Company subject to its General Conditions of Service printed overleaf, available on request or accessible at http://www.sgs.com.tw/Terms-and-Conditions and for electronic format documents, subject to Terms and Conditions for Electronic Documents at http://www.sgs.com.tw/Terms-and-Conditions. Attention is drawn to the limitation of liability, indemnification and jurisdiction issues defined therein. Any holder of this document is advised that information contained hereon reflects the Company's findings at the time of its intervention only and within the limits of Client's instructions, if any. The Company's sole responsibility is to its Client and this document does not exonerate parties to a transaction from exercising all their rights and obligations under the transaction documents. This document cannot be reproduced except in full, without prior written approval of the Company. Any unauthorized alteration, forgery or falsification of the content or appearance of this document is unlawful and offenders may be prosecuted to the fullest extent of the law.

Speed
DSI0_MIMO

Aux						
Band	Mode	Channel	Frequency (MHz)	Data Rate	Max. Rated Avg. Power + Max. Tolerance (dBm)	Average power (dBm)
2.45GHz	802.11b	1	2412	1Mbps	18.75	17.66
		6	2437		18.75	17.96
		11	2462		18.75	17.85
	802.11g	1	2412	6Mbps	18.75	17.55
		6	2437		18.75	17.51
		11	2462		18.75	17.60
	802.11n20-HT0	1	2412	MCS0	18.75	17.58
		6	2437		18.75	17.58
		11	2462		16.50	15.29
	802.11ac20-VHT0	1	2412	MCS0	18.75	17.58
		6	2437		18.75	17.61
		11	2462		16.50	15.36
	802.11ax20-HE0	1	2412	MCS0	18.75	17.52
		6	2437		18.75	17.61
		11	2462		16.50	15.36
	802.11be20-EHT0	1	2412	MCS0	18.75	17.59
		6	2437		18.75	17.55
		11	2462		16.50	15.34
	802.11n40-HT0	3	2422	MCS0	16.25	15.06
		6	2437		17.50	16.30
		9	2452		15.75	14.57
	802.11ac40-VHT0	3	2422	MCS0	16.25	15.09
		6	2437		17.50	16.36
		9	2452		15.75	14.57
	802.11ax40-HE0	3	2422	MCS0	16.25	15.09
		6	2437		17.50	16.29
		9	2452		15.75	14.60
	802.11be40-EHT0	3	2422	MCS0	16.25	15.08
		6	2437		17.50	16.31
		9	2452		15.75	14.53

Unless otherwise stated the results shown in this test report refer only to the sample(s) tested and such sample(s) are retained for 90 days only.
除非另有說明，此報告結果僅對測試之樣品負責，同時此樣品僅保留90天。本報告未經本公司書面許可，不可部份複製。
This document is issued by the Company subject to its General Conditions of Service printed overleaf, available on request or accessible at http://www.sgs.com.tw/Terms-and-Conditions and for electronic format documents, subject to Terms and Conditions for Electronic Documents at http://www.sgs.com.tw/Terms-and-Conditions. Attention is drawn to the limitation of liability, indemnification and jurisdiction issues defined therein. Any holder of this document is advised that information contained hereon reflects the Company's findings at the time of its intervention only and within the limits of Client's instructions, if any. The Company's sole responsibility is to its Client and this document does not exonerate parties to a transaction from exercising all their rights and obligations under the transaction documents. This document cannot be reproduced except in full, without prior written approval of the Company. Any unauthorized alteration, forgery or falsification of the content or appearance of this document is unlawful and offenders may be prosecuted to the fullest extent of the law.

Aux						
Band	Mode	Channel	Frequency (MHz)	Data Rate	Max. Rated Avg. Power + Max. Tolerance (dBm)	Average power (dBm)
5.15-5.25 GHz	802.11a	36	5180	6Mbps	16.00	14.10
		40	5200		16.00	14.11
		44	5220		16.00	14.14
		48	5240		16.00	14.10
	802.11n20-HT0	36	5180	MCS0	16.00	14.12
		40	5200		16.00	14.15
		44	5220		16.00	14.16
		48	5240		16.00	14.13
	802.11ac20-VHT0	36	5180	MCS0	16.00	14.14
		40	5200		16.00	14.15
		44	5220		16.00	14.07
		48	5240		16.00	14.13
	802.11ax20-HE0	36	5180	MCS0	16.00	14.11
		40	5200		16.00	14.14
		44	5220		16.00	14.10
		48	5240		16.00	14.08
	802.11be20-EHT0	36	5180	MCS0	16.00	14.12
		40	5200		16.00	14.07
		44	5220		16.00	14.08
		48	5240		16.00	14.09
	802.11n40-HT0	38	5190	MCS0	16.00	14.16
		46	5230		16.00	14.08
	802.11ac40-VHT0	38	5190	MCS0	16.00	14.13
		46	5230		16.00	14.08
	802.11ax40-HE0	38	5190	MCS0	16.00	14.16
		46	5230		16.00	14.02
	802.11be40-EHT0	38	5190	MCS0	16.00	14.07
		46	5230		16.00	14.11
	802.11ac80-VHT0	42	5210	MCS0	16.00	14.32
	802.11ax80-HE0	42	5210	MCS0	16.00	14.11
	802.11be80-EHT0	42	5210	MCS0	16.00	14.14
	802.11ac160-VHT0	50	5250	MCS0	13.75	11.87
	802.11ax160-HE0	50	5250	MCS0	13.75	11.83
	802.11be160-EHT0	50	5250	MCS0	13.75	11.91

Unless otherwise stated the results shown in this test report refer only to the sample(s) tested and such sample(s) are retained for 90 days only.
除非另有說明，此報告結果僅對測試之樣品負責，同時此樣品僅保留90天。本報告未經本公司書面許可，不可部份複製。
This document is issued by the Company subject to its General Conditions of Service printed overleaf, available on request or accessible at http://www.sgs.com.tw/Terms-and-Conditions and for electronic format documents, subject to Terms and Conditions for Electronic Documents at http://www.sgs.com.tw/Terms-and-Conditions. Attention is drawn to the limitation of liability, indemnification and jurisdiction issues defined therein. Any holder of this document is advised that information contained hereon reflects the Company's findings at the time of its intervention only and within the limits of Client's instructions, if any. The Company's sole responsibility is to its Client and this document does not exonerate parties to a transaction from exercising all their rights and obligations under the transaction documents. This document cannot be reproduced except in full, without prior written approval of the Company. Any unauthorized alteration, forgery or falsification of the content or appearance of this document is unlawful and offenders may be prosecuted to the fullest extent of the law.

Aux						
Band	Mode	Channel	Frequency (MHz)	Data Rate	Max. Rated Avg. Power + Max. Tolerance (dBm)	Average power (dBm)
5.25-5.35 GHz	802.11a	52	5260	6Mbps	15.25	13.43
		56	5280		15.25	13.44
		60	5300		15.25	13.51
		64	5320		15.25	13.42
	802.11n20-HT0	52	5260	MCS0	15.25	13.51
		56	5280		15.25	13.51
		60	5300		15.25	13.50
		64	5320		15.25	13.43
	802.11ac20-VHT0	52	5260	MCS0	15.25	13.51
		56	5280		15.25	13.43
		60	5300		15.25	13.51
		64	5320		15.25	13.47
	802.11ax20-HE0	52	5260	MCS0	15.25	13.55
		56	5280		15.25	13.43
		60	5300		15.25	13.50
		64	5320		15.25	13.45
	802.11be20-EHT0	52	5260	MCS0	15.25	13.47
		56	5280		15.25	13.48
		60	5300		15.25	13.50
		64	5320		15.25	13.45
	802.11n40-HT0	54	5270	MCS0	15.25	13.46
		62	5310		15.25	13.42
	802.11ac40-VHT0	54	5270	MCS0	15.25	13.49
		62	5310		15.25	13.43
	802.11ax40-HE0	54	5270	MCS0	15.25	13.31
		62	5310		15.25	13.30
	802.11be40-EHT0	54	5270	MCS0	15.25	13.27
		62	5310		15.25	13.28
	802.11ac80-VHT0	58	5290	MCS0	15.25	13.52
	802.11ax80-HE0	58	5290	MCS0	15.25	13.37
	802.11be80-EHT0	58	5290	MCS0	15.25	13.40

Unless otherwise stated the results shown in this test report refer only to the sample(s) tested and such sample(s) are retained for 90 days only.
除非另有說明，此報告結果僅對測試之樣品負責，同時此樣品僅保留90天。本報告未經本公司書面許可，不可部份複製。
This document is issued by the Company subject to its General Conditions of Service printed overleaf, available on request or accessible at http://www.sgs.com.tw/Terms-and-Conditions and for electronic format documents, subject to Terms and Conditions for Electronic Documents at http://www.sgs.com.tw/Terms-and-Conditions. Attention is drawn to the limitation of liability, indemnification and jurisdiction issues defined therein. Any holder of this document is advised that information contained hereon reflects the Company's findings at the time of its intervention only and within the limits of Client's instructions, if any. The Company's sole responsibility is to its Client and this document does not exonerate parties to a transaction from exercising all their rights and obligations under the transaction documents. This document cannot be reproduced except in full, without prior written approval of the Company. Any unauthorized alteration, forgery or falsification of the content or appearance of this document is unlawful and offenders may be prosecuted to the fullest extent of the law.

Aux						
Band	Mode	Channel	Frequency (MHz)	Data Rate	Max. Rated Avg. Power + Max. Tolerance (dBm)	Average power (dBm)
5.6GHz	802.11a	100	5500	6Mbps	12.50	10.71
		116	5580		12.50	10.68
		140	5700		12.50	10.75
		144	5720		12.50	10.70
	802.11n20-HT0	100	5500	MCS0	12.50	10.74
		116	5580		12.50	10.67
		140	5700		12.50	10.70
		144	5720		12.50	10.71
	802.11ac20-VHT0	100	5500	MCS0	12.50	10.76
		116	5580		12.50	10.71
		140	5700		12.50	10.75
		144	5720		12.50	10.70
	802.11ax20-HE0	100	5500	MCS0	12.50	10.73
		116	5580		12.50	10.72
		140	5700		12.50	10.73
		144	5720		12.50	10.71
	802.11be20-EHT0	100	5500	MCS0	12.50	10.68
		116	5580		12.50	10.71
		140	5700		12.50	10.69
		144	5720		12.50	10.76
	802.11n40-HT0	102	5510	MCS0	12.50	10.67
		110	5550		12.50	10.71
		134	5670		12.50	10.69
		142	5710		12.50	10.74
	802.11ac40-VHT0	102	5510	MCS0	12.50	10.72
		110	5550		12.50	10.68
		134	5670		12.50	10.67
		142	5710		12.50	10.75
	802.11ax40-HE0	102	5510	MCS0	12.50	10.69
		110	5550		12.50	10.74
		134	5670		12.50	10.76
		142	5710		12.50	10.67
	802.11be40-EHT0	102	5510	MCS0	12.50	10.75
		110	5550		12.50	10.74
		134	5670		12.50	10.72
		142	5710		12.50	10.76
	802.11ac80-VHT0	106	5530	MCS0	12.50	10.70
		122	5610		12.50	10.69
		138	5690		12.50	10.67
	802.11ax80-HE0	106	5530	MCS0	12.50	10.68
		122	5610		12.50	10.71
		138	5690		12.50	10.71
	802.11be80-EHT0	106	5530	MCS0	12.50	10.76
		122	5610		12.50	10.74
		138	5690		12.50	10.76
	802.11ac160-VHT0	114	5570	MCS0	12.50	10.83
	802.11ax160-HE0	114	5570	MCS0	12.50	10.67
	802.11be160-EHT0	114	5570	MCS0	12.50	10.71

Unless otherwise stated the results shown in this test report refer only to the sample(s) tested and such sample(s) are retained for 90 days only.
除非另有說明，此報告結果僅對測試之樣品負責，同時此樣品僅保留90天。本報告未經本公司書面許可，不可部份複製。
This document is issued by the Company subject to its General Conditions of Service printed overleaf, available on request or accessible at http://www.sgs.com.tw/Terms-and-Conditions and for electronic format documents, subject to Terms and Conditions for Electronic Documents at http://www.sgs.com.tw/Terms-and-Conditions. Attention is drawn to the limitation of liability, indemnification and jurisdiction issues defined therein. Any holder of this document is advised that information contained hereon reflects the Company's findings at the time of its intervention only and within the limits of Client's instructions, if any. The Company's sole responsibility is to its Client and this document does not exonerate parties to a transaction from exercising all their rights and obligations under the transaction documents. This document cannot be reproduced except in full, without prior written approval of the Company. Any unauthorized alteration, forgery or falsification of the content or appearance of this document is unlawful and offenders may be prosecuted to the fullest extent of the law.

Aux						
Mode	Mode	Channel	Frequency (MHz)	Data Rate	Max. Rated Avg. Power + Max. Tolerance (dBm)	Average power (dBm)
5.8GHz	802.11a	149	5745	6Mbps	11.50	9.65
		157	5785		11.50	9.62
		165	5825		11.50	9.59
	802.11n20-HT0	149	5745	MCS0	11.50	9.65
		157	5785		11.50	9.66
		165	5825		11.50	9.66
	802.11ac20-VHT0	149	5745	MCS0	11.50	9.65
		157	5785		11.50	9.64
		165	5825		11.50	9.60
	802.11ax20-HE0	149	5745	MCS0	11.50	9.64
		157	5785		11.50	9.65
		165	5825		11.50	9.64
	802.11be20-EHT0	149	5745	MCS0	11.50	9.63
		157	5785		11.50	9.65
		165	5825		11.50	9.59
	802.11n40-HT0	151	5755	MCS0	11.50	9.61
		159	5795		11.50	9.66
	802.11ac40-VHT0	151	5755	MCS0	11.50	9.59
		159	5795		11.50	9.60
	802.11ax40-HE0	151	5755	MCS0	11.50	9.58
		159	5795		11.50	9.62
	802.11be40-EHT0	151	5755	MCS0	11.50	9.65
		159	5795		11.50	9.63
	802.11ac80-VHT0	155	5775	MCS0	11.50	9.76
	802.11ax80-HE0	155	5775	MCS0	11.50	9.68
	802.11be80-EHT0	155	5775	MCS0	11.50	9.53

Unless otherwise stated the results shown in this test report refer only to the sample(s) tested and such sample(s) are retained for 90 days only.
除非另有說明，此報告結果僅對測試之樣品負責，同時此樣品僅保留90天。本報告未經本公司書面許可，不可部份複製。
This document is issued by the Company subject to its General Conditions of Service printed overleaf, available on request or accessible at http://www.sgs.com.tw/Terms-and-Conditions and for electronic format documents, subject to Terms and Conditions for Electronic Documents at http://www.sgs.com.tw/Terms-and-Conditions. Attention is drawn to the limitation of liability, indemnification and jurisdiction issues defined therein. Any holder of this document is advised that information contained hereon reflects the Company's findings at the time of its intervention only and within the limits of Client's instructions, if any. The Company's sole responsibility is to its Client and this document does not exonerate parties to a transaction from exercising all their rights and obligations under the transaction documents. This document cannot be reproduced except in full, without prior written approval of the Company. Any unauthorized alteration, forgery or falsification of the content or appearance of this document is unlawful and offenders may be prosecuted to the fullest extent of the law.

Aux						
Mode	Mode	Channel	Frequency (MHz)	Data Rate	Max. Rated Avg. Power + Max. Tolerance (dBm)	Average power (dBm)
5.9GHz	802.11a	169	5845	6Mbps	14.00	12.08
		173	5865		14.00	12.12
		177	5885		14.00	12.07
	802.11n20-HT0	169	5845	MCS0	14.00	12.16
		173	5865		14.00	12.09
		177	5885		14.00	12.12
	802.11ac20-VHT0	169	5845	MCS0	14.00	12.08
		173	5865		14.00	12.16
		177	5885		14.00	12.14
	802.11ax20-HE0	169	5845	MCS0	14.00	12.07
		173	5865		14.00	12.15
		177	5885		14.00	12.13
	802.11be20-EHT0	169	5845	MCS0	14.00	12.14
		173	5865		14.00	12.15
		177	5885		14.00	12.09
	802.11n40-HT0	167	5835	MCS0	14.00	12.13
		175	5875		14.00	12.14
	802.11ac40-VHT0	167	5835	MCS0	14.00	12.16
		175	5875		14.00	12.09
	802.11ax40-HE0	167	5835	MCS0	14.00	12.10
		175	5875		14.00	12.08
	802.11be40-EHT0	167	5835	MCS0	14.00	12.11
		175	5875		14.00	12.16
	802.11ac80-VHT0	171	5855	MCS0	14.00	12.15
	802.11ax80-HE0	171	5855	MCS0	14.00	12.07
	802.11be80-EHT0	171	5855	MCS0	14.00	12.09
	802.11ac160-VHT0	163	5815	MCS0	13.50	11.61
	802.11ax160-HE0	163	5815	MCS0	13.50	11.67
	802.11be160-EHT0	163	5815	MCS0	13.50	11.58

Unless otherwise stated the results shown in this test report refer only to the sample(s) tested and such sample(s) are retained for 90 days only.
除非另有說明，此報告結果僅對測試之樣品負責，同時此樣品僅保留90天。本報告未經本公司書面許可，不可部份複製。
This document is issued by the Company subject to its General Conditions of Service printed overleaf, available on request or accessible at http://www.sgs.com.tw/Terms-and-Conditions and for electronic format documents, subject to Terms and Conditions for Electronic Documents at http://www.sgs.com.tw/Terms-and-Conditions. Attention is drawn to the limitation of liability, indemnification and jurisdiction issues defined therein. Any holder of this document is advised that information contained hereon reflects the Company's findings at the time of its intervention only and within the limits of Client's instructions, if any. The Company's sole responsibility is to its Client and this document does not exonerate parties to a transaction from exercising all their rights and obligations under the transaction documents. This document cannot be reproduced except in full, without prior written approval of the Company. Any unauthorized alteration, forgery or falsification of the content or appearance of this document is unlawful and offenders may be prosecuted to the fullest extent of the law.

Main						
Band	Mode	Channel	Frequency (MHz)	Data Rate	Max. Rated Avg. Power + Max. Tolerance (dBm)	Average power (dBm)
2.45GHz	802.11b	1	2412	1Mbps	18.75	17.68
		6	2437		18.75	17.73
		11	2462		18.75	17.65
	802.11g	1	2412	6Mbps	18.75	17.52
		6	2437		18.75	17.53
		11	2462		18.75	17.57
	802.11n20-HT0	1	2412	MCS0	18.75	17.61
		6	2437		18.75	17.54
		11	2462		16.50	15.28
	802.11ac20-VHT0	1	2412	MCS0	18.75	17.52
		6	2437		18.75	17.57
		11	2462		16.50	15.33
	802.11ax20-HE0	1	2412	MCS0	18.75	17.60
		6	2437		18.75	17.57
		11	2462		16.50	15.28
	802.11be20-EHT0	1	2412	MCS0	18.75	17.53
		6	2437		18.75	17.55
		11	2462		16.50	15.29
	802.11n40-HT0	3	2422	MCS0	16.25	15.07
		6	2437		17.50	16.34
		9	2452		15.75	14.60
	802.11ac40-VHT0	3	2422	MCS0	16.25	15.09
		6	2437		17.50	16.28
		9	2452		15.75	14.57
	802.11ax40-HE0	3	2422	MCS0	16.25	15.03
		6	2437		17.50	16.32
		9	2452		15.75	14.52
	802.11be40-EHT0	3	2422	MCS0	16.25	15.11
		6	2437		17.50	16.32
		9	2452		15.75	14.55

Unless otherwise stated the results shown in this test report refer only to the sample(s) tested and such sample(s) are retained for 90 days only.
除非另有說明，此報告結果僅對測試之樣品負責，同時此樣品僅保留90天。本報告未經本公司書面許可，不可部份複製。
This document is issued by the Company subject to its General Conditions of Service printed overleaf, available on request or accessible at http://www.sgs.com.tw/Terms-and-Conditions and for electronic format documents, subject to Terms and Conditions for Electronic Documents at http://www.sgs.com.tw/Terms-and-Conditions. Attention is drawn to the limitation of liability, indemnification and jurisdiction issues defined therein. Any holder of this document is advised that information contained hereon reflects the Company's findings at the time of its intervention only and within the limits of Client's instructions, if any. The Company's sole responsibility is to its Client and this document does not exonerate parties to a transaction from exercising all their rights and obligations under the transaction documents. This document cannot be reproduced except in full, without prior written approval of the Company. Any unauthorized alteration, forgery or falsification of the content or appearance of this document is unlawful and offenders may be prosecuted to the fullest extent of the law.

Main						
Band	Mode	Channel	Frequency (MHz)	Data Rate	Max. Rated Avg. Power + Max. Tolerance (dBm)	Average power (dBm)
5.15-5.25 GHz	802.11a	36	5180	6Mbps	16.00	15.56
		40	5200		16.00	15.53
		44	5220		16.00	15.49
		48	5240		16.00	15.53
	802.11n20-HT0	36	5180	MCS0	16.00	15.52
		40	5200		16.00	15.48
		44	5220		16.00	15.53
		48	5240		16.00	15.50
	802.11ac20-VHT0	36	5180	MCS0	16.00	15.49
		40	5200		16.00	15.52
		44	5220		16.00	15.47
		48	5240		16.00	15.50
	802.11ax20-HE0	36	5180	MCS0	16.00	15.51
		40	5200		16.00	15.53
		44	5220		16.00	15.48
		48	5240		16.00	15.53
	802.11be20-EHT0	36	5180	MCS0	16.00	15.47
		40	5200		16.00	15.53
		44	5220		16.00	15.54
		48	5240		16.00	15.49
	802.11n40-HT0	38	5190	MCS0	16.00	15.51
		46	5230		16.00	15.52
	802.11ac40-VHT0	38	5190	MCS0	16.00	15.49
		46	5230		16.00	15.54
	802.11ax40-HE0	38	5190	MCS0	16.00	15.56
		46	5230		16.00	15.47
	802.11be40-EHT0	38	5190	MCS0	16.00	15.51
		46	5230		16.00	15.53
	802.11ac80-VHT0	42	5210	MCS0	16.00	15.68
	802.11ax80-HE0	42	5210	MCS0	16.00	15.48
	802.11be80-EHT0	42	5210	MCS0	16.00	15.47
	802.11ac160-VHT0	50	5250	MCS0	13.75	13.26
	802.11ax160-HE0	50	5250	MCS0	13.75	13.28
	802.11be160-EHT0	50	5250	MCS0	13.75	13.25

Unless otherwise stated the results shown in this test report refer only to the sample(s) tested and such sample(s) are retained for 90 days only.
除非另有說明，此報告結果僅對測試之樣品負責，同時此樣品僅保留90天。本報告未經本公司書面許可，不可部份複製。
This document is issued by the Company subject to its General Conditions of Service printed overleaf, available on request or accessible at http://www.sgs.com.tw/Terms-and-Conditions and for electronic format documents, subject to Terms and Conditions for Electronic Documents at http://www.sgs.com.tw/Terms-and-Conditions. Attention is drawn to the limitation of liability, indemnification and jurisdiction issues defined therein. Any holder of this document is advised that information contained hereon reflects the Company's findings at the time of its intervention only and within the limits of Client's instructions, if any. The Company's sole responsibility is to its Client and this document does not exonerate parties to a transaction from exercising all their rights and obligations under the transaction documents. This document cannot be reproduced except in full, without prior written approval of the Company. Any unauthorized alteration, forgery or falsification of the content or appearance of this document is unlawful and offenders may be prosecuted to the fullest extent of the law.

Main						
Band	Mode	Channel	Frequency (MHz)	Data Rate	Max. Rated Avg. Power + Max. Tolerance (dBm)	Average power (dBm)
5.25-5.35 GHz	802.11a	52	5260	6Mbps	15.25	14.50
		56	5280		15.25	14.47
		60	5300		15.25	14.51
		64	5320		15.25	14.44
	802.11n20-HT0	52	5260	MCS0	15.25	14.47
		56	5280		15.25	14.51
		60	5300		15.25	14.43
		64	5320		15.25	14.45
	802.11ac20-VHT0	52	5260	MCS0	15.25	14.46
		56	5280		15.25	14.51
		60	5300		15.25	14.44
		64	5320		15.25	14.49
	802.11ax20-HE0	52	5260	MCS0	15.25	14.47
		56	5280		15.25	14.42
		60	5300		15.25	14.42
		64	5320		15.25	14.45
	802.11be20-EHT0	52	5260	MCS0	15.25	14.32
		56	5280		15.25	14.47
		60	5300		15.25	14.46
		64	5320		15.25	14.45
	802.11n40-HT0	54	5270	MCS0	15.25	14.50
		62	5310		15.25	14.49
	802.11ac40-VHT0	54	5270	MCS0	15.25	14.43
		62	5310		15.25	14.47
	802.11ax40-HE0	54	5270	MCS0	15.25	14.44
		62	5310		15.25	14.47
	802.11be40-EHT0	54	5270	MCS0	15.25	14.51
		62	5310		15.25	14.46
	802.11ac80-VHT0	58	5290	MCS0	15.25	14.68
	802.11ax80-HE0	58	5290	MCS0	15.25	14.47
	802.11be80-EHT0	58	5290	MCS0	15.25	14.45

Unless otherwise stated the results shown in this test report refer only to the sample(s) tested and such sample(s) are retained for 90 days only.
除非另有說明，此報告結果僅對測試之樣品負責，同時此樣品僅保留90天。本報告未經本公司書面許可，不可部份複製。
This document is issued by the Company subject to its General Conditions of Service printed overleaf, available on request or accessible at http://www.sgs.com.tw/Terms-and-Conditions and for electronic format documents, subject to Terms and Conditions for Electronic Documents at http://www.sgs.com.tw/Terms-and-Conditions. Attention is drawn to the limitation of liability, indemnification and jurisdiction issues defined therein. Any holder of this document is advised that information contained hereon reflects the Company's findings at the time of its intervention only and within the limits of Client's instructions, if any. The Company's sole responsibility is to its Client and this document does not exonerate parties to a transaction from exercising all their rights and obligations under the transaction documents. This document cannot be reproduced except in full, without prior written approval of the Company. Any unauthorized alteration, forgery or falsification of the content or appearance of this document is unlawful and offenders may be prosecuted to the fullest extent of the law.

Main						
Band	Mode	Channel	Frequency (MHz)	Data Rate	Max. Rated Avg. Power + Max. Tolerance (dBm)	Average power (dBm)
5.6GHz	802.11a	100	5500	6Mbps	12.50	12.36
		116	5580		12.50	12.30
		140	5700		12.50	12.32
		144	5720		12.50	12.28
	802.11n20-HT0	100	5500	MCS0	12.50	12.27
		116	5580		12.50	12.31
		140	5700		12.50	12.29
		144	5720		12.50	12.36
	802.11ac20-VHT0	100	5500	MCS0	12.50	12.29
		116	5580		12.50	12.27
		140	5700		12.50	12.29
		144	5720		12.50	12.33
	802.11ax20-HE0	100	5500	MCS0	12.50	12.29
		116	5580		12.50	12.30
		140	5700		12.50	12.29
		144	5720		12.50	12.27
	802.11be20-EHT0	100	5500	MCS0	12.50	12.30
		116	5580		12.50	12.30
		140	5700		12.50	12.30
		144	5720		12.50	12.31
	802.11n40-HT0	102	5510	MCS0	12.50	12.36
		110	5550		12.50	12.32
		134	5670		12.50	12.27
		142	5710		12.50	12.34
	802.11ac40-VHT0	102	5510	MCS0	12.50	12.29
		110	5550		12.50	12.35
		134	5670		12.50	12.30
		142	5710		12.50	12.32
	802.11ax40-HE0	102	5510	MCS0	12.50	12.32
		110	5550		12.50	12.28
		134	5670		12.50	12.34
		142	5710		12.50	12.33
	802.11be40-EHT0	102	5510	MCS0	12.50	12.29
		110	5550		12.50	12.36
		134	5670		12.50	12.27
		142	5710		12.50	12.34
	802.11ac80-VHT0	106	5530	MCS0	12.50	12.35
		122	5610		12.50	12.36
		138	5690		12.50	12.29
	802.11ax80-HE0	106	5530	MCS0	12.50	12.36
		122	5610		12.50	12.31
		138	5690		12.50	12.36
	802.11be80-EHT0	106	5530	MCS0	12.50	12.33
		122	5610		12.50	12.36
		138	5690		12.50	12.27
	802.11ac160-VHT0	114	5570	MCS0	12.50	12.41
	802.11ax160-HE0	114	5570	MCS0	12.50	12.33
	802.11be160-EHT0	114	5570	MCS0	12.50	12.36

Unless otherwise stated the results shown in this test report refer only to the sample(s) tested and such sample(s) are retained for 90 days only.
除非另有說明，此報告結果僅對測試之樣品負責，同時此樣品僅保留90天。本報告未經本公司書面許可，不可部份複製。
This document is issued by the Company subject to its General Conditions of Service printed overleaf, available on request or accessible at http://www.sgs.com.tw/Terms-and-Conditions and for electronic format documents, subject to Terms and Conditions for Electronic Documents at http://www.sgs.com.tw/Terms-and-Conditions. Attention is drawn to the limitation of liability, indemnification and jurisdiction issues defined therein. Any holder of this document is advised that information contained hereon reflects the Company's findings at the time of its intervention only and within the limits of Client's instructions, if any. The Company's sole responsibility is to its Client and this document does not exonerate parties to a transaction from exercising all their rights and obligations under the transaction documents. This document cannot be reproduced except in full, without prior written approval of the Company. Any unauthorized alteration, forgery or falsification of the content or appearance of this document is unlawful and offenders may be prosecuted to the fullest extent of the law.

Main						
Mode	Mode	Channel	Frequency (MHz)	Data Rate	Max. Rated Avg. Power + Max. Tolerance (dBm)	Average power (dBm)
5.8GHz	802.11a	149	5745	6Mbps	11.50	11.37
		157	5785		11.50	11.34
		165	5825		11.50	11.40
	802.11n20-HT0	149	5745	MCS0	11.50	11.41
		157	5785		11.50	11.39
		165	5825		11.50	11.37
	802.11ac20-VHT0	149	5745	MCS0	11.50	11.34
		157	5785		11.50	11.33
		165	5825		11.50	11.36
	802.11ax20-HE0	149	5745	MCS0	11.50	11.39
		157	5785		11.50	11.38
		165	5825		11.50	11.33
	802.11be20-EHT0	149	5745	MCS0	11.50	11.38
		157	5785		11.50	11.40
		165	5825		11.50	11.41
	802.11n40-HT0	151	5755	MCS0	11.50	11.40
		159	5795		11.50	11.37
	802.11ac40-VHT0	151	5755	MCS0	11.50	11.34
		159	5795		11.50	11.36
	802.11ax40-HE0	151	5755	MCS0	11.50	11.38
		159	5795		11.50	11.36
	802.11be40-EHT0	151	5755	MCS0	11.50	11.34
		159	5795		11.50	11.40
	802.11ac80-VHT0	155	5775	MCS0	11.50	11.46
	802.11ax80-HE0	155	5775	MCS0	11.50	11.38
	802.11be80-EHT0	155	5775	MCS0	11.50	11.41

Unless otherwise stated the results shown in this test report refer only to the sample(s) tested and such sample(s) are retained for 90 days only.
除非另有說明，此報告結果僅對測試之樣品負責，同時此樣品僅保留90天。本報告未經本公司書面許可，不可部份複製。
This document is issued by the Company subject to its General Conditions of Service printed overleaf, available on request or accessible at http://www.sgs.com.tw/Terms-and-Conditions and for electronic format documents, subject to Terms and Conditions for Electronic Documents at http://www.sgs.com.tw/Terms-and-Conditions. Attention is drawn to the limitation of liability, indemnification and jurisdiction issues defined therein. Any holder of this document is advised that information contained hereon reflects the Company's findings at the time of its intervention only and within the limits of Client's instructions, if any. The Company's sole responsibility is to its Client and this document does not exonerate parties to a transaction from exercising all their rights and obligations under the transaction documents. This document cannot be reproduced except in full, without prior written approval of the Company. Any unauthorized alteration, forgery or falsification of the content or appearance of this document is unlawful and offenders may be prosecuted to the fullest extent of the law.

Main						
Mode	Mode	Channel	Frequency (MHz)	Data Rate	Max. Rated Avg. Power + Max. Tolerance (dBm)	Average power (dBm)
5.9GHz	802.11a	169	5845	6Mbps	14.00	13.57
		173	5865		14.00	13.60
		177	5885		14.00	13.57
	802.11n20-HT0	169	5845	MCS0	14.00	13.61
		173	5865		14.00	13.59
		177	5885		14.00	13.66
	802.11ac20-VHT0	169	5845	MCS0	14.00	13.61
		173	5865		14.00	13.58
		177	5885		14.00	13.63
	802.11ax20-HE0	169	5845	MCS0	14.00	13.65
		173	5865		14.00	13.66
		177	5885		14.00	13.68
	802.11be20-EHT0	169	5845	MCS0	14.00	13.57
		173	5865		14.00	13.61
		177	5885		14.00	13.57
	802.11n40-HT0	167	5835	MCS0	14.00	13.58
		175	5875		14.00	13.66
	802.11ac40-VHT0	167	5835	MCS0	14.00	13.62
		175	5875		14.00	13.66
	802.11ax40-HE0	167	5835	MCS0	14.00	13.64
		175	5875		14.00	13.60
	802.11be40-EHT0	167	5835	MCS0	14.00	13.57
		175	5875		14.00	13.60
	802.11ac80-VHT0	171	5855	MCS0	14.00	13.73
	802.11ax80-HE0	171	5855	MCS0	14.00	13.61
	802.11be80-EHT0	171	5855	MCS0	14.00	13.59
	802.11ac160-VHT0	163	5815	MCS0	13.50	13.09
	802.11ax160-HE0	163	5815	MCS0	13.50	13.11
	802.11be160-EHT0	163	5815	MCS0	13.50	13.08

Unless otherwise stated the results shown in this test report refer only to the sample(s) tested and such sample(s) are retained for 90 days only.
除非另有說明，此報告結果僅對測試之樣品負責，同時此樣品僅保留90天。本報告未經本公司書面許可，不可部份複製。
This document is issued by the Company subject to its General Conditions of Service printed overleaf, available on request or accessible at http://www.sgs.com.tw/Terms-and-Conditions and for electronic format documents, subject to Terms and Conditions for Electronic Documents at http://www.sgs.com.tw/Terms-and-Conditions. Attention is drawn to the limitation of liability, indemnification and jurisdiction issues defined therein. Any holder of this document is advised that information contained hereon reflects the Company's findings at the time of its intervention only and within the limits of Client's instructions, if any. The Company's sole responsibility is to its Client and this document does not exonerate parties to a transaction from exercising all their rights and obligations under the transaction documents. This document cannot be reproduced except in full, without prior written approval of the Company. Any unauthorized alteration, forgery or falsification of the content or appearance of this document is unlawful and offenders may be prosecuted to the fullest extent of the law.

DSI0_SISO

Aux						
Band	Mode	Channel	Frequency (MHz)	Data Rate	Max. Rated Avg. Power + Max. Tolerance (dBm)	Average power (dBm)
2.45GHz	802.11b	1	2412	1Mbps	19.25	18.50
		6	2437		19.25	18.71
		11	2462		19.25	18.70
	802.11g	1	2412	6Mbps	19.25	18.41
		6	2437		19.25	18.37
		11	2462		19.25	18.38
	802.11n20-HT0	1	2412	MCS0	19.25	18.37
		6	2437		19.25	18.34
		11	2462		19.25	18.38
	802.11ac20-VHT0	1	2412	MCS0	19.25	18.41
		6	2437		19.25	18.34
		11	2462		19.25	18.30
	802.11ax20-HE0	1	2412	MCS0	19.25	18.41
		6	2437		19.25	18.32
		11	2462		19.25	18.36
	802.11be20-EHT0	1	2412	MCS0	19.25	18.38
		6	2437		19.25	18.36
		11	2462		19.25	18.34
	802.11n40-HT0	3	2422	MCS0	17.50	16.60
		6	2437		17.50	16.57
		9	2452		17.50	16.58
	802.11ac40-VHT0	3	2422	MCS0	17.50	16.66
		6	2437		17.50	16.62
		9	2452		17.50	16.61
	802.11ax40-HE0	3	2422	MCS0	17.50	16.59
		6	2437		17.50	16.65
		9	2452		17.50	16.63
	802.11be40-EHT0	3	2422	MCS0	17.50	16.53
		6	2437		17.50	16.66
		9	2452		17.50	16.58

Unless otherwise stated the results shown in this test report refer only to the sample(s) tested and such sample(s) are retained for 90 days only.
除非另有說明，此報告結果僅對測試之樣品負責，同時此樣品僅保留90天。本報告未經本公司書面許可，不可部份複製。
This document is issued by the Company subject to its General Conditions of Service printed overleaf, available on request or accessible at http://www.sgs.com.tw/Terms-and-Conditions and for electronic format documents, subject to Terms and Conditions for Electronic Documents at http://www.sgs.com.tw/Terms-and-Conditions. Attention is drawn to the limitation of liability, indemnification and jurisdiction issues defined therein. Any holder of this document is advised that information contained hereon reflects the Company's findings at the time of its intervention only and within the limits of Client's instructions, if any. The Company's sole responsibility is to its Client and this document does not exonerate parties to a transaction from exercising all their rights and obligations under the transaction documents. This document cannot be reproduced except in full, without prior written approval of the Company. Any unauthorized alteration, forgery or falsification of the content or appearance of this document is unlawful and offenders may be prosecuted to the fullest extent of the law.

Main						
Band	Mode	Channel	Frequency (MHz)	Data Rate	Max. Rated Avg. Power + Max. Tolerance (dBm)	Average power (dBm)
2.45GHz	802.11b	1	2412	1Mbps	19.00	17.35
		6	2437		19.00	17.50
		11	2462		19.00	17.51
	802.11g	1	2412	6Mbps	19.00	17.25
		6	2437		19.00	17.26
		11	2462		19.00	17.22
	802.11n20-HT0	1	2412	MCS0	19.00	17.19
		6	2437		19.00	17.22
		11	2462		19.00	17.26
	802.11ac20-VHT0	1	2412	MCS0	19.00	17.25
		6	2437		19.00	17.22
		11	2462		19.00	17.26
	802.11ax20-HE0	1	2412	MCS0	19.00	17.24
		6	2437		19.00	17.22
		11	2462		19.00	17.24
	802.11be20-EHT0	1	2412	MCS0	19.00	17.26
		6	2437		19.00	17.22
		11	2462		19.00	17.25
	802.11n40-HT0	3	2422	MCS0	17.50	15.74
		6	2437		17.50	15.69
		9	2452		17.50	15.74
	802.11ac40-VHT0	3	2422	MCS0	17.50	15.72
		6	2437		17.50	15.77
		9	2452		17.50	15.68
	802.11ax40-HE0	3	2422	MCS0	17.50	15.68
		6	2437		17.50	15.70
		9	2452		17.50	15.73
	802.11be40-EHT0	3	2422	MCS0	17.50	15.73
		6	2437		17.50	15.72
		9	2452		17.50	15.70

Unless otherwise stated the results shown in this test report refer only to the sample(s) tested and such sample(s) are retained for 90 days only.
除非另有說明，此報告結果僅對測試之樣品負責，同時此樣品僅保留90天。本報告未經本公司書面許可，不可部份複製。
This document is issued by the Company subject to its General Conditions of Service printed overleaf, available on request or accessible at http://www.sgs.com.tw/Terms-and-Conditions and for electronic format documents, subject to Terms and Conditions for Electronic Documents at http://www.sgs.com.tw/Terms-and-Conditions. Attention is drawn to the limitation of liability, indemnification and jurisdiction issues defined therein. Any holder of this document is advised that information contained hereon reflects the Company's findings at the time of its intervention only and within the limits of Client's instructions, if any. The Company's sole responsibility is to its Client and this document does not exonerate parties to a transaction from exercising all their rights and obligations under the transaction documents. This document cannot be reproduced except in full, without prior written approval of the Company. Any unauthorized alteration, forgery or falsification of the content or appearance of this document is unlawful and offenders may be prosecuted to the fullest extent of the law.

6.4 WLAN 6GHz

Hong-Bo
DSI0_MIMO

Aux						
Band	Mode	Channel	Frequency (MHz)	Data Rate	Max. Rated Avg. Power + Max. Tolerance (dBm)	Average power (dBm)
U-NII-5 6.2GHz	802.11a	1	5955	6Mbps	14.75	12.82
		45	6175		14.75	12.89
		93	6415		14.75	12.82
	802.11ax20-HE0	1	5955	MCS0	14.75	12.76
		45	6175		14.75	12.91
		93	6415		14.75	12.89
	802.11be20-EHT0	1	5955	MCS0	14.75	12.91
		45	6175		14.75	12.86
		93	6415		14.75	12.83
	802.11ax40-HE0	3	5965	MCS0	14.75	12.91
		43	6165		14.75	12.81
		91	6405		14.75	12.85
	802.11be40-EHT0	3	5965	MCS0	14.75	12.82
		43	6165		14.75	12.91
		91	6405		14.75	12.86
	802.11ax80-HE0	7	5985	MCS0	14.75	12.85
		39	6145		14.75	12.82
		87	6385		14.75	12.84
	802.11be80-EHT0	7	5985	MCS0	14.75	12.88
		39	6145		14.75	12.89
		87	6385		14.75	12.87
	802.11ax160-HE0	15	6025	MCS0	14.75	12.86
		47	6185		14.75	12.89
		79	6345		14.75	12.83
	802.11be160-EHT0	15	6025	MCS0	14.75	12.86
		47	6185		14.75	12.90
		79	6345		14.75	12.84
	802.11be320-EHT0	31	6105	MCS0	14.75	13.35
		63	6265		14.75	12.80

Unless otherwise stated the results shown in this test report refer only to the sample(s) tested and such sample(s) are retained for 90 days only.
除非另有說明，此報告結果僅對測試之樣品負責，同時此樣品僅保留90天。本報告未經本公司書面許可，不可部份複製。
This document is issued by the Company subject to its General Conditions of Service printed overleaf, available on request or accessible at http://www.sgs.com.tw/Terms-and-Conditions and for electronic format documents, subject to Terms and Conditions for Electronic Documents at http://www.sgs.com.tw/Terms-and-Conditions. Attention is drawn to the limitation of liability, indemnification and jurisdiction issues defined therein. Any holder of this document is advised that information contained hereon reflects the Company's findings at the time of its intervention only and within the limits of Client's instructions, if any. The Company's sole responsibility is to its Client and this document does not exonerate parties to a transaction from exercising all their rights and obligations under the transaction documents. This document cannot be reproduced except in full, without prior written approval of the Company. Any unauthorized alteration, forgery or falsification of the content or appearance of this document is unlawful and offenders may be prosecuted to the fullest extent of the law.

Aux						
Band	Mode	Channel	Frequency (MHz)	Data Rate	Max. Rated Avg. Power + Max. Tolerance (dBm)	Average power (dBm)
U-NII-6 6.5GHz	802.11a	97	6435	6Mbps	0.00	-0.74
		105	6475		0.00	-0.71
		113	6515		0.00	-0.73
	802.11ax20-HE0	97	6435	MCS0	3.75	3.50
		105	6475		3.75	3.49
		113	6515		3.75	3.51
	802.11be20-EHT0	97	6435	MCS0	3.75	3.50
		105	6475		3.75	3.49
		113	6515		3.75	3.45
	802.11ax40-HE0	99	6445	MCS0	6.25	6.01
		107	6485		6.25	5.93
	802.11be40-EHT0	99	6445	MCS0	6.25	5.90
		107	6485		6.25	5.92
	802.11ax80-HE0	103	6465	MCS0	9.50	9.23
		119	6545		9.00	8.73
	802.11be80-EHT0	103	6465	MCS0	9.50	9.25
		119	6545		9.00	8.72
	802.11ax160-HE0	111	6505	MCS0	13.25	12.37
	802.11be160-EHT0	111	6505	MCS0	13.25	12.53
	802.11be320-EHT0	95	6425	MCS0	14.25	12.94

Unless otherwise stated the results shown in this test report refer only to the sample(s) tested and such sample(s) are retained for 90 days only.
除非另有說明，此報告結果僅對測試之樣品負責，同時此樣品僅保留90天。本報告未經本公司書面許可，不可部份複製。
This document is issued by the Company subject to its General Conditions of Service printed overleaf, available on request or accessible at http://www.sgs.com.tw/Terms-and-Conditions and for electronic format documents, subject to Terms and Conditions for Electronic Documents at http://www.sgs.com.tw/Terms-and-Conditions. Attention is drawn to the limitation of liability, indemnification and jurisdiction issues defined therein. Any holder of this document is advised that information contained hereon reflects the Company's findings at the time of its intervention only and within the limits of Client's instructions, if any. The Company's sole responsibility is to its Client and this document does not exonerate parties to a transaction from exercising all their rights and obligations under the transaction documents. This document cannot be reproduced except in full, without prior written approval of the Company. Any unauthorized alteration, forgery or falsification of the content or appearance of this document is unlawful and offenders may be prosecuted to the fullest extent of the law.

Aux						
Band	Mode	Channel	Frequency (MHz)	Data Rate	Max. Rated Avg. Power + Max. Tolerance (dBm)	Average power (dBm)
U-NII-7 6.7GHz	802.11a	117	6535	6Mbps	14.00	12.04
		149	6695		14.00	12.03
		181	6855		14.00	12.05
	802.11ax20-HE0	117	6535	MCS0	14.00	12.03
		149	6695		14.00	12.09
		181	6855		14.00	12.04
	802.11be20-EHT0	117	6535	MCS0	14.00	12.00
		149	6695		14.00	12.06
		181	6855		14.00	12.02
	802.11ax40-HE0	115	6525	MCS0	14.00	12.04
		147	6685		14.00	12.02
		179	6845		14.00	12.03
	802.11be40-EHT0	115	6525	MCS0	14.00	12.06
		147	6685		14.00	12.09
		179	6845		14.00	12.00
	802.11ax80-HE0	135	6625	MCS0	14.00	12.07
		151	6705		14.00	12.03
		167	6785		14.00	12.05
	802.11be80-EHT0	135	6625	MCS0	14.00	12.03
		151	6705		14.00	12.02
		167	6785		14.00	12.08
	802.11ax160-HE0	143	6665	MCS0	14.00	12.09
		175	6825		14.00	12.00
	802.11be160-EHT0	143	6665	MCS0	14.00	12.01
		175	6825		14.00	12.00
	802.11be320-EHT0	127	6585	MCS0	14.00	13.45
		159	6745		14.00	12.62

Unless otherwise stated the results shown in this test report refer only to the sample(s) tested and such sample(s) are retained for 90 days only.
除非另有說明，此報告結果僅對測試之樣品負責，同時此樣品僅保留90天。本報告未經本公司書面許可，不可部份複製。
This document is issued by the Company subject to its General Conditions of Service printed overleaf, available on request or accessible at http://www.sgs.com.tw/Terms-and-Conditions and for electronic format documents, subject to Terms and Conditions for Electronic Documents at http://www.sgs.com.tw/Terms-and-Conditions. Attention is drawn to the limitation of liability, indemnification and jurisdiction issues defined therein. Any holder of this document is advised that information contained hereon reflects the Company's findings at the time of its intervention only and within the limits of Client's instructions, if any. The Company's sole responsibility is to its Client and this document does not exonerate parties to a transaction from exercising all their rights and obligations under the transaction documents. This document cannot be reproduced except in full, without prior written approval of the Company. Any unauthorized alteration, forgery or falsification of the content or appearance of this document is unlawful and offenders may be prosecuted to the fullest extent of the law.

Aux						
Mode	Mode	Channel	Frequency (MHz)	Data Rate	Max. Rated Avg. Power + Max. Tolerance (dBm)	Average power (dBm)
U-NII-8 7.0GHz	802.11a	185	6875	6Mbps	0.25	0.05
		209	6995		0.25	0.03
		233	7115		0.25	0.01
	802.11ax20-HE0	185	6875	MCS0	3.50	3.23
		209	6995		3.50	3.19
		233	7115		-7.75	-8.01
	802.11be20-EHT0	185	6875	MCS0	3.50	3.22
		209	6995		3.50	3.17
		233	7115		-7.75	-8.08
	802.11ax40-HE0	187	6885	MCS0	6.50	6.23
		227	7085		6.50	6.18
	802.11be40-EHT0	187	6885	MCS0	6.50	6.22
		227	7085		6.50	6.26
	802.11ax80-HE0	183	6865	MCS0	9.00	8.74
		199	6945		9.25	8.93
		215	7025		9.25	8.97
	802.11be80-EHT0	183	6865	MCS0	9.00	8.72
		199	6945		9.25	9.00
		215	7025		9.25	8.92
	802.11ax160-HE0	207	6985	MCS0	13.00	11.57
	802.11be160-EHT0	207	6985	MCS0	13.00	11.26
	802.11be320-EHT0	191	6905	MCS0	13.50	12.88

Unless otherwise stated the results shown in this test report refer only to the sample(s) tested and such sample(s) are retained for 90 days only.
除非另有說明，此報告結果僅對測試之樣品負責，同時此樣品僅保留90天。本報告未經本公司書面許可，不可部份複製。
This document is issued by the Company subject to its General Conditions of Service printed overleaf, available on request or accessible at http://www.sgs.com.tw/Terms-and-Conditions and for electronic format documents, subject to Terms and Conditions for Electronic Documents at http://www.sgs.com.tw/Terms-and-Conditions. Attention is drawn to the limitation of liability, indemnification and jurisdiction issues defined therein. Any holder of this document is advised that information contained hereon reflects the Company's findings at the time of its intervention only and within the limits of Client's instructions, if any. The Company's sole responsibility is to its Client and this document does not exonerate parties to a transaction from exercising all their rights and obligations under the transaction documents. This document cannot be reproduced except in full, without prior written approval of the Company. Any unauthorized alteration, forgery or falsification of the content or appearance of this document is unlawful and offenders may be prosecuted to the fullest extent of the law.

Main						
Band	Mode	Channel	Frequency (MHz)	Data Rate	Max. Rated Avg. Power + Max. Tolerance (dBm)	Average power (dBm)
U-NII-5 6.2GHz	802.11a	1	5955	6Mbps	14.75	12.91
		45	6175		14.75	12.89
		93	6415		14.75	12.93
	802.11ax20-HE0	1	5955	MCS0	14.75	12.94
		45	6175		14.75	12.90
		93	6415		14.75	12.88
	802.11be20-EHT0	1	5955	MCS0	14.75	12.89
		45	6175		14.75	12.87
		93	6415		14.75	12.95
	802.11ax40-HE0	3	5965	MCS0	14.75	12.87
		43	6165		14.75	12.89
		91	6405		14.75	12.92
	802.11be40-EHT0	3	5965	MCS0	14.75	12.93
		43	6165		14.75	12.90
		91	6405		14.75	12.96
	802.11ax80-HE0	7	5985	MCS0	14.75	12.96
		39	6145		14.75	12.89
		87	6385		14.75	12.93
	802.11be80-EHT0	7	5985	MCS0	14.75	12.90
		39	6145		14.75	12.88
		87	6385		14.75	12.96
	802.11ax160-HE0	15	6025	MCS0	14.75	12.89
		47	6185		14.75	12.92
		79	6345		14.75	12.93
	802.11be160-EHT0	15	6025	MCS0	14.75	12.94
		47	6185		14.75	12.95
		79	6345		14.75	12.90
	802.11be320-EHT0	31	6105	MCS0	14.75	14.65
		63	6265		14.75	14.09

Unless otherwise stated the results shown in this test report refer only to the sample(s) tested and such sample(s) are retained for 90 days only.
除非另有說明，此報告結果僅對測試之樣品負責，同時此樣品僅保留90天。本報告未經本公司書面許可，不可部份複製。
This document is issued by the Company subject to its General Conditions of Service printed overleaf, available on request or accessible at http://www.sgs.com.tw/Terms-and-Conditions and for electronic format documents, subject to Terms and Conditions for Electronic Documents at http://www.sgs.com.tw/Terms-and-Conditions. Attention is drawn to the limitation of liability, indemnification and jurisdiction issues defined therein. Any holder of this document is advised that information contained hereon reflects the Company's findings at the time of its intervention only and within the limits of Client's instructions, if any. The Company's sole responsibility is to its Client and this document does not exonerate parties to a transaction from exercising all their rights and obligations under the transaction documents. This document cannot be reproduced except in full, without prior written approval of the Company. Any unauthorized alteration, forgery or falsification of the content or appearance of this document is unlawful and offenders may be prosecuted to the fullest extent of the law.

Main						
Band	Mode	Channel	Frequency (MHz)	Data Rate	Max. Rated Avg. Power + Max. Tolerance (dBm)	Average power (dBm)
U-NII-6 6.5GHz	802.11a	97	6435	6Mbps	0.00	-0.61
		105	6475		0.00	-0.59
		113	6515		0.00	-0.60
	802.11ax20-HE0	97	6435	MCS0	3.75	3.33
		105	6475		3.75	3.35
		113	6515		3.75	3.38
	802.11be20-EHT0	97	6435	MCS0	3.75	3.40
		105	6475		3.75	3.42
		113	6515		3.75	3.33
	802.11ax40-HE0	99	6445	MCS0	6.25	5.82
		107	6485		6.25	5.91
	802.11be40-EHT0	99	6445	MCS0	6.25	5.90
		107	6485		6.25	5.86
	802.11ax80-HE0	103	6465	MCS0	9.50	9.11
		119	6545		9.00	8.65
	802.11be80-EHT0	103	6465	MCS0	9.50	9.13
		119	6545		9.00	8.57
	802.11ax160-HE0	111	6505	MCS0	14.25	12.27
	802.11be160-EHT0	111	6505	MCS0	14.25	12.43
	802.11be320-EHT0	95	6425	MCS0	14.25	12.85

Unless otherwise stated the results shown in this test report refer only to the sample(s) tested and such sample(s) are retained for 90 days only.
除非另有說明，此報告結果僅對測試之樣品負責，同時此樣品僅保留90天。本報告未經本公司書面許可，不可部份複製。
This document is issued by the Company subject to its General Conditions of Service printed overleaf, available on request or accessible at http://www.sgs.com.tw/Terms-and-Conditions and for electronic format documents, subject to Terms and Conditions for Electronic Documents at http://www.sgs.com.tw/Terms-and-Conditions. Attention is drawn to the limitation of liability, indemnification and jurisdiction issues defined therein. Any holder of this document is advised that information contained hereon reflects the Company's findings at the time of its intervention only and within the limits of Client's instructions, if any. The Company's sole responsibility is to its Client and this document does not exonerate parties to a transaction from exercising all their rights and obligations under the transaction documents. This document cannot be reproduced except in full, without prior written approval of the Company. Any unauthorized alteration, forgery or falsification of the content or appearance of this document is unlawful and offenders may be prosecuted to the fullest extent of the law.

Main						
Band	Mode	Channel	Frequency (MHz)	Data Rate	Max. Rated Avg. Power + Max. Tolerance (dBm)	Average power (dBm)
U-NII-7 6.7GHz	802.11a	117	6535	6Mbps	14.00	12.11
		149	6695		14.00	12.07
		181	6855		14.00	12.16
	802.11ax20-HE0	117	6535	MCS0	14.00	12.09
		149	6695		14.00	12.05
		181	6855		14.00	12.15
	802.11be20-EHT0	117	6535	MCS0	14.00	12.07
		149	6695		14.00	12.13
		181	6855		14.00	12.12
	802.11ax40-HE0	115	6525	MCS0	14.00	12.14
		147	6685		14.00	12.08
		179	6845		14.00	12.15
	802.11be40-EHT0	115	6525	MCS0	14.00	12.11
		147	6685		14.00	12.14
		179	6845		14.00	12.08
	802.11ax80-HE0	135	6625	MCS0	14.00	12.12
		151	6705		14.00	12.08
		167	6785		14.00	12.09
	802.11be80-EHT0	135	6625	MCS0	14.00	12.13
		151	6705		14.00	12.16
		167	6785		14.00	12.07
	802.11ax160-HE0	143	6665	MCS0	14.00	12.14
		175	6825		14.00	12.08
	802.11be160-EHT0	143	6665	MCS0	14.00	12.14
		175	6825		14.00	12.12
	802.11be320-EHT0	127	6585	MCS0	14.00	13.26
		159	6745		14.00	12.57

Unless otherwise stated the results shown in this test report refer only to the sample(s) tested and such sample(s) are retained for 90 days only.
除非另有說明，此報告結果僅對測試之樣品負責，同時此樣品僅保留90天。本報告未經本公司書面許可，不可部份複製。
This document is issued by the Company subject to its General Conditions of Service printed overleaf, available on request or accessible at http://www.sgs.com.tw/Terms-and-Conditions and for electronic format documents, subject to Terms and Conditions for Electronic Documents at http://www.sgs.com.tw/Terms-and-Conditions. Attention is drawn to the limitation of liability, indemnification and jurisdiction issues defined therein. Any holder of this document is advised that information contained hereon reflects the Company's findings at the time of its intervention only and within the limits of Client's instructions, if any. The Company's sole responsibility is to its Client and this document does not exonerate parties to a transaction from exercising all their rights and obligations under the transaction documents. This document cannot be reproduced except in full, without prior written approval of the Company. Any unauthorized alteration, forgery or falsification of the content or appearance of this document is unlawful and offenders may be prosecuted to the fullest extent of the law.

Main						
Mode	Mode	Channel	Frequency (MHz)	Data Rate	Max. Rated Avg. Power + Max. Tolerance (dBm)	Average power (dBm)
U-NII-8 7.0GHz	802.11a	185	6875	6Mbps	0.25	0.06
		209	6995		0.25	0.15
		233	7115		0.25	0.18
	802.11ax20-HE0	185	6875	MCS0	3.50	3.22
		209	6995		3.50	3.17
		233	7115		-7.75	-8.03
	802.11be20-EHT0	185	6875	MCS0	3.50	3.25
		209	6995		3.50	3.21
		233	7115		-7.75	-8.07
	802.11ax40-HE0	187	6885	MCS0	6.50	6.26
		227	7085		6.50	6.24
	802.11be40-EHT0	187	6885	MCS0	6.50	6.22
		227	7085		6.50	6.23
	802.11ax80-HE0	183	6865	MCS0	9.00	8.69
		199	6945		9.25	8.98
		215	7025		9.25	8.95
	802.11be80-EHT0	183	6865	MCS0	9.00	8.71
		199	6945		9.25	8.95
		215	7025		9.25	8.94
	802.11ax160-HE0	207	6985	MCS0	13.00	11.58
	802.11be160-EHT0	207	6985	MCS0	13.00	11.57
	802.11be320-EHT0	191	6905	MCS0	13.50	11.87

Unless otherwise stated the results shown in this test report refer only to the sample(s) tested and such sample(s) are retained for 90 days only.
除非另有說明，此報告結果僅對測試之樣品負責，同時此樣品僅保留90天。本報告未經本公司書面許可，不可部份複製。
This document is issued by the Company subject to its General Conditions of Service printed overleaf, available on request or accessible at http://www.sgs.com.tw/Terms-and-Conditions and for electronic format documents, subject to Terms and Conditions for Electronic Documents at http://www.sgs.com.tw/Terms-and-Conditions. Attention is drawn to the limitation of liability, indemnification and jurisdiction issues defined therein. Any holder of this document is advised that information contained hereon reflects the Company's findings at the time of its intervention only and within the limits of Client's instructions, if any. The Company's sole responsibility is to its Client and this document does not exonerate parties to a transaction from exercising all their rights and obligations under the transaction documents. This document cannot be reproduced except in full, without prior written approval of the Company. Any unauthorized alteration, forgery or falsification of the content or appearance of this document is unlawful and offenders may be prosecuted to the fullest extent of the law.

Speed
DSI0_MIMO

Aux						
Band	Mode	Channel	Frequency (MHz)	Data Rate	Max. Rated Avg. Power + Max. Tolerance (dBm)	Average power (dBm)
U-NII-5 6.2GHz	802.11a	1	5955	6Mbps	14.75	13.12
		45	6175		14.75	13.13
		93	6415		14.75	13.05
	802.11ax20-HE0	1	5955	MCS0	14.75	13.17
		45	6175		14.75	13.20
		93	6415		14.75	13.19
	802.11be20-EHT0	1	5955	MCS0	14.75	13.17
		45	6175		14.75	13.12
		93	6415		14.75	13.14
	802.11ax40-HE0	3	5965	MCS0	14.75	13.11
		43	6165		14.75	13.19
		91	6405		14.75	13.17
	802.11be40-EHT0	3	5965	MCS0	14.75	13.21
		43	6165		14.75	13.13
		91	6405		14.75	13.13
	802.11ax80-HE0	7	5985	MCS0	14.75	13.16
		39	6145		14.75	13.17
		87	6385		14.75	13.15
	802.11be80-EHT0	7	5985	MCS0	14.75	13.19
		39	6145		14.75	13.21
		87	6385		14.75	13.19
	802.11ax160-HE0	15	6025	MCS0	14.75	13.16
		47	6185		14.75	13.15
		79	6345		14.75	13.20
	802.11be160-EHT0	15	6025	MCS0	14.75	13.19
		47	6185		14.75	13.17
		79	6345		14.75	13.19
	802.11be320-EHT0	31	6105	MCS0	14.75	13.32
		63	6265		14.75	12.88

Unless otherwise stated the results shown in this test report refer only to the sample(s) tested and such sample(s) are retained for 90 days only.
除非另有說明，此報告結果僅對測試之樣品負責，同時此樣品僅保留90天。本報告未經本公司書面許可，不可部份複製。
This document is issued by the Company subject to its General Conditions of Service printed overleaf, available on request or accessible at http://www.sgs.com.tw/Terms-and-Conditions and for electronic format documents, subject to Terms and Conditions for Electronic Documents at http://www.sgs.com.tw/Terms-and-Conditions. Attention is drawn to the limitation of liability, indemnification and jurisdiction issues defined therein. Any holder of this document is advised that information contained hereon reflects the Company's findings at the time of its intervention only and within the limits of Client's instructions, if any. The Company's sole responsibility is to its Client and this document does not exonerate parties to a transaction from exercising all their rights and obligations under the transaction documents. This document cannot be reproduced except in full, without prior written approval of the Company. Any unauthorized alteration, forgery or falsification of the content or appearance of this document is unlawful and offenders may be prosecuted to the fullest extent of the law.

Aux						
Band	Mode	Channel	Frequency (MHz)	Data Rate	Max. Rated Avg. Power + Max. Tolerance (dBm)	Average power (dBm)
U-NII-6 6.5GHz	802.11a	97	6435	6Mbps	0.00	-0.26
		105	6475		0.00	-0.20
		113	6515		0.00	-0.17
	802.11ax20-HE0	97	6435	MCS0	3.75	1.95
		105	6475		3.75	1.95
		113	6515		3.75	2.01
	802.11be20-EHT0	97	6435	MCS0	3.75	1.95
		105	6475		3.75	1.96
		113	6515		3.75	2.01
	802.11ax40-HE0	99	6445	MCS0	6.25	4.46
		107	6485		6.25	4.42
	802.11be40-EHT0	99	6445	MCS0	6.25	4.48
		107	6485		6.25	4.46
	802.11ax80-HE0	103	6465	MCS0	9.50	7.76
		119	6545		9.00	7.18
	802.11be80-EHT0	103	6465	MCS0	9.50	7.67
		119	6545		9.00	7.18
	802.11ax160-HE0	111	6505	MCS0	13.25	12.42
	802.11be160-EHT0	111	6505	MCS0	13.25	12.49
	802.11be320-EHT0	95	6425	MCS0	14.25	12.63

Unless otherwise stated the results shown in this test report refer only to the sample(s) tested and such sample(s) are retained for 90 days only.
除非另有說明，此報告結果僅對測試之樣品負責，同時此樣品僅保留90天。本報告未經本公司書面許可，不可部份複製。
This document is issued by the Company subject to its General Conditions of Service printed overleaf, available on request or accessible at http://www.sgs.com.tw/Terms-and-Conditions and for electronic format documents, subject to Terms and Conditions for Electronic Documents at http://www.sgs.com.tw/Terms-and-Conditions. Attention is drawn to the limitation of liability, indemnification and jurisdiction issues defined therein. Any holder of this document is advised that information contained hereon reflects the Company's findings at the time of its intervention only and within the limits of Client's instructions, if any. The Company's sole responsibility is to its Client and this document does not exonerate parties to a transaction from exercising all their rights and obligations under the transaction documents. This document cannot be reproduced except in full, without prior written approval of the Company. Any unauthorized alteration, forgery or falsification of the content or appearance of this document is unlawful and offenders may be prosecuted to the fullest extent of the law.

Aux						
Band	Mode	Channel	Frequency (MHz)	Data Rate	Max. Rated Avg. Power + Max. Tolerance (dBm)	Average power (dBm)
U-NII-7 6.7GHz	802.11a	117	6535	6Mbps	14.00	13.04
		149	6695		14.00	13.03
		181	6855		14.00	13.05
	802.11ax20-HE0	117	6535	MCS0	14.00	12.97
		149	6695		14.00	12.98
		181	6855		14.00	13.06
	802.11be20-EHT0	117	6535	MCS0	14.00	12.97
		149	6695		14.00	13.04
		181	6855		14.00	13.01
	802.11ax40-HE0	115	6525	MCS0	14.00	13.04
		147	6685		14.00	13.01
		179	6845		14.00	13.04
	802.11be40-EHT0	115	6525	MCS0	14.00	12.99
		147	6685		14.00	13.04
		179	6845		14.00	12.90
	802.11ax80-HE0	135	6625	MCS0	14.00	12.97
		151	6705		14.00	12.92
		167	6785		14.00	12.97
	802.11be80-EHT0	135	6625	MCS0	14.00	12.98
		151	6705		14.00	13.00
		167	6785		14.00	13.02
	802.11ax160-HE0	143	6665	MCS0	14.00	12.99
		175	6825		14.00	13.01
	802.11be160-EHT0	143	6665	MCS0	14.00	13.00
		175	6825		14.00	13.01
	802.11be320-EHT0	127	6585	MCS0	14.00	13.24
		159	6745		14.00	12.60

Unless otherwise stated the results shown in this test report refer only to the sample(s) tested and such sample(s) are retained for 90 days only.
除非另有說明，此報告結果僅對測試之樣品負責，同時此樣品僅保留90天。本報告未經本公司書面許可，不可部份複製。
This document is issued by the Company subject to its General Conditions of Service printed overleaf, available on request or accessible at http://www.sgs.com.tw/Terms-and-Conditions and for electronic format documents, subject to Terms and Conditions for Electronic Documents at http://www.sgs.com.tw/Terms-and-Conditions. Attention is drawn to the limitation of liability, indemnification and jurisdiction issues defined therein. Any holder of this document is advised that information contained hereon reflects the Company's findings at the time of its intervention only and within the limits of Client's instructions, if any. The Company's sole responsibility is to its Client and this document does not exonerate parties to a transaction from exercising all their rights and obligations under the transaction documents. This document cannot be reproduced except in full, without prior written approval of the Company. Any unauthorized alteration, forgery or falsification of the content or appearance of this document is unlawful and offenders may be prosecuted to the fullest extent of the law.

Aux						
Mode	Mode	Channel	Frequency (MHz)	Data Rate	Max. Rated Avg. Power + Max. Tolerance (dBm)	Average power (dBm)
U-NII-8 7.0GHz	802.11a	185	6875	6Mbps	0.25	0.09
		209	6995		0.25	0.17
		233	7115		0.25	0.16
	802.11ax20-HE0	185	6875	MCS0	3.50	2.56
		209	6995		3.50	2.50
		233	7115		-7.75	-8.78
	802.11be20-EHT0	185	6875	MCS0	3.50	2.53
		209	6995		3.50	2.52
		233	7115		-7.75	-8.71
	802.11ax40-HE0	187	6885	MCS0	6.50	5.49
		227	7085		6.50	5.54
	802.11be40-EHT0	187	6885	MCS0	6.50	5.49
		227	7085		6.50	5.52
	802.11ax80-HE0	183	6865	MCS0	9.00	8.03
		199	6945		9.25	8.28
		215	7025		9.25	8.30
	802.11be80-EHT0	183	6865	MCS0	9.00	8.05
		199	6945		9.25	8.22
		215	7025		9.25	8.25
	802.11ax160-HE0	207	6985	MCS0	13.00	12.54
	802.11be160-EHT0	207	6985	MCS0	13.00	12.53
	802.11be320-EHT0	191	6905	MCS0	13.50	12.71

Unless otherwise stated the results shown in this test report refer only to the sample(s) tested and such sample(s) are retained for 90 days only.
除非另有說明，此報告結果僅對測試之樣品負責，同時此樣品僅保留90天。本報告未經本公司書面許可，不可部份複製。
This document is issued by the Company subject to its General Conditions of Service printed overleaf, available on request or accessible at http://www.sgs.com.tw/Terms-and-Conditions and for electronic format documents, subject to Terms and Conditions for Electronic Documents at http://www.sgs.com.tw/Terms-and-Conditions. Attention is drawn to the limitation of liability, indemnification and jurisdiction issues defined therein. Any holder of this document is advised that information contained hereon reflects the Company's findings at the time of its intervention only and within the limits of Client's instructions, if any. The Company's sole responsibility is to its Client and this document does not exonerate parties to a transaction from exercising all their rights and obligations under the transaction documents. This document cannot be reproduced except in full, without prior written approval of the Company. Any unauthorized alteration, forgery or falsification of the content or appearance of this document is unlawful and offenders may be prosecuted to the fullest extent of the law.

Main						
Band	Mode	Channel	Frequency (MHz)	Data Rate	Max. Rated Avg. Power + Max. Tolerance (dBm)	Average power (dBm)
U-NII-5 6.2GHz	802.11a	1	5955	6Mbps	14.75	14.22
		45	6175		14.75	14.26
		93	6415		14.75	14.27
	802.11ax20-HE0	1	5955	MCS0	14.75	14.25
		45	6175		14.75	14.24
		93	6415		14.75	14.26
	802.11be20-EHT0	1	5955	MCS0	14.75	14.26
		45	6175		14.75	14.23
		93	6415		14.75	14.31
	802.11ax40-HE0	3	5965	MCS0	14.75	14.28
		43	6165		14.75	14.23
		91	6405		14.75	14.23
	802.11be40-EHT0	3	5965	MCS0	14.75	14.31
		43	6165		14.75	14.27
		91	6405		14.75	14.22
	802.11ax80-HE0	7	5985	MCS0	14.75	14.24
		39	6145		14.75	14.31
		87	6385		14.75	14.26
	802.11be80-EHT0	7	5985	MCS0	14.75	14.30
		39	6145		14.75	14.31
		87	6385		14.75	14.24
	802.11ax160-HE0	15	6025	MCS0	14.75	14.29
		47	6185		14.75	14.28
		79	6345		14.75	14.22
	802.11be160-EHT0	15	6025	MCS0	14.75	14.27
		47	6185		14.75	14.26
		79	6345		14.75	14.30
	802.11be320-EHT0	31	6105	MCS0	14.75	14.51
		63	6265		14.75	14.04

Unless otherwise stated the results shown in this test report refer only to the sample(s) tested and such sample(s) are retained for 90 days only.
除非另有說明，此報告結果僅對測試之樣品負責，同時此樣品僅保留90天。本報告未經本公司書面許可，不可部份複製。
This document is issued by the Company subject to its General Conditions of Service printed overleaf, available on request or accessible at http://www.sgs.com.tw/Terms-and-Conditions and for electronic format documents, subject to Terms and Conditions for Electronic Documents at http://www.sgs.com.tw/Terms-and-Conditions. Attention is drawn to the limitation of liability, indemnification and jurisdiction issues defined therein. Any holder of this document is advised that information contained hereon reflects the Company's findings at the time of its intervention only and within the limits of Client's instructions, if any. The Company's sole responsibility is to its Client and this document does not exonerate parties to a transaction from exercising all their rights and obligations under the transaction documents. This document cannot be reproduced except in full, without prior written approval of the Company. Any unauthorized alteration, forgery or falsification of the content or appearance of this document is unlawful and offenders may be prosecuted to the fullest extent of the law.

Main						
Band	Mode	Channel	Frequency (MHz)	Data Rate	Max. Rated Avg. Power + Max. Tolerance (dBm)	Average power (dBm)
U-NII-6 6.5GHz	802.11a	97	6435	6Mbps	0.00	-0.23
		105	6475		0.00	-0.33
		113	6515		0.00	-0.28
	802.11ax20-HE0	97	6435	MCS0	3.75	2.07
		105	6475		3.75	2.08
		113	6515		3.75	2.09
	802.11be20-EHT0	97	6435	MCS0	3.75	2.04
		105	6475		3.75	2.02
		113	6515		3.75	2.11
	802.11ax40-HE0	99	6445	MCS0	6.25	4.60
		107	6485		6.25	4.58
	802.11be40-EHT0	99	6445	MCS0	6.25	4.53
		107	6485		6.25	4.60
	802.11ax80-HE0	103	6465	MCS0	9.50	7.80
		119	6545		9.00	7.34
	802.11be80-EHT0	103	6465	MCS0	9.50	7.84
		119	6545		9.00	7.32
	802.11ax160-HE0	111	6505	MCS0	13.25	12.54
	802.11be160-EHT0	111	6505	MCS0	13.25	12.37
	802.11be320-EHT0	95	6425	MCS0	14.25	12.69

Unless otherwise stated the results shown in this test report refer only to the sample(s) tested and such sample(s) are retained for 90 days only.
除非另有說明，此報告結果僅對測試之樣品負責，同時此樣品僅保留90天。本報告未經本公司書面許可，不可部份複製。
This document is issued by the Company subject to its General Conditions of Service printed overleaf, available on request or accessible at http://www.sgs.com.tw/Terms-and-Conditions and for electronic format documents, subject to Terms and Conditions for Electronic Documents at http://www.sgs.com.tw/Terms-and-Conditions. Attention is drawn to the limitation of liability, indemnification and jurisdiction issues defined therein. Any holder of this document is advised that information contained hereon reflects the Company's findings at the time of its intervention only and within the limits of Client's instructions, if any. The Company's sole responsibility is to its Client and this document does not exonerate parties to a transaction from exercising all their rights and obligations under the transaction documents. This document cannot be reproduced except in full, without prior written approval of the Company. Any unauthorized alteration, forgery or falsification of the content or appearance of this document is unlawful and offenders may be prosecuted to the fullest extent of the law.

Main						
Band	Mode	Channel	Frequency (MHz)	Data Rate	Max. Rated Avg. Power + Max. Tolerance (dBm)	Average power (dBm)
U-NII-7 6.7GHz	802.11a	117	6535	6Mbps	14.00	13.00
		149	6695		14.00	12.97
		181	6855		14.00	13.06
	802.11ax20-HE0	117	6535	MCS0	14.00	13.02
		149	6695		14.00	13.05
		181	6855		14.00	13.03
	802.11be20-EHT0	117	6535	MCS0	14.00	13.10
		149	6695		14.00	13.04
		181	6855		14.00	12.99
	802.11ax40-HE0	115	6525	MCS0	14.00	13.06
		147	6685		14.00	13.01
		179	6845		14.00	13.00
	802.11be40-EHT0	115	6525	MCS0	14.00	13.02
		147	6685		14.00	13.06
		179	6845		14.00	13.01
	802.11ax80-HE0	135	6625	MCS0	14.00	13.05
		151	6705		14.00	13.05
		167	6785		14.00	13.00
	802.11be80-EHT0	135	6625	MCS0	14.00	12.97
		151	6705		14.00	12.98
		167	6785		14.00	13.04
	802.11ax160-HE0	143	6665	MCS0	14.00	12.97
		175	6825		14.00	12.90
	802.11be160-EHT0	143	6665	MCS0	14.00	12.87
		175	6825		14.00	12.98
	802.11be320-EHT0	127	6585	MCS0	14.00	13.15
		159	6745		14.00	12.32

Unless otherwise stated the results shown in this test report refer only to the sample(s) tested and such sample(s) are retained for 90 days only.
除非另有說明，此報告結果僅對測試之樣品負責，同時此樣品僅保留90天。本報告未經本公司書面許可，不可部份複製。
This document is issued by the Company subject to its General Conditions of Service printed overleaf, available on request or accessible at http://www.sgs.com.tw/Terms-and-Conditions and for electronic format documents, subject to Terms and Conditions for Electronic Documents at http://www.sgs.com.tw/Terms-and-Conditions. Attention is drawn to the limitation of liability, indemnification and jurisdiction issues defined therein. Any holder of this document is advised that information contained hereon reflects the Company's findings at the time of its intervention only and within the limits of Client's instructions, if any. The Company's sole responsibility is to its Client and this document does not exonerate parties to a transaction from exercising all their rights and obligations under the transaction documents. This document cannot be reproduced except in full, without prior written approval of the Company. Any unauthorized alteration, forgery or falsification of the content or appearance of this document is unlawful and offenders may be prosecuted to the fullest extent of the law.

Main						
Mode	Mode	Channel	Frequency (MHz)	Data Rate	Max. Rated Avg. Power + Max. Tolerance (dBm)	Average power (dBm)
U-NII-8 7.0GHz	802.11a	185	6875	6Mbps	0.25	0.17
		209	6995		0.25	0.20
		233	7115		0.25	0.07
	802.11ax20-HE0	185	6875	MCS0	3.50	1.48
		209	6995		3.50	1.51
		233	7115		-7.75	-9.71
	802.11be20-EHT0	185	6875	MCS0	3.50	1.56
		209	6995		3.50	1.50
		233	7115		-7.75	-9.76
	802.11ax40-HE0	187	6885	MCS0	6.50	4.62
		227	7085		6.50	4.53
	802.11be40-EHT0	187	6885	MCS0	6.50	4.54
		227	7085		6.50	4.48
	802.11ax80-HE0	183	6865	MCS0	9.00	7.06
		199	6945		9.25	7.30
		215	7025		9.25	7.24
	802.11be80-EHT0	183	6865	MCS0	9.00	7.03
		199	6945		9.25	7.31
		215	7025		9.25	7.22
	802.11ax160-HE0	207	6985	MCS0	13.00	11.42
	802.11be160-EHT0	207	6985	MCS0	13.00	11.49
	802.11be320-EHT0	191	6905	MCS0	13.50	11.53

Unless otherwise stated the results shown in this test report refer only to the sample(s) tested and such sample(s) are retained for 90 days only.
除非另有說明，此報告結果僅對測試之樣品負責，同時此樣品僅保留90天。本報告未經本公司書面許可，不可部份複製。
This document is issued by the Company subject to its General Conditions of Service printed overleaf, available on request or accessible at http://www.sgs.com.tw/Terms-and-Conditions and for electronic format documents, subject to Terms and Conditions for Electronic Documents at http://www.sgs.com.tw/Terms-and-Conditions. Attention is drawn to the limitation of liability, indemnification and jurisdiction issues defined therein. Any holder of this document is advised that information contained hereon reflects the Company's findings at the time of its intervention only and within the limits of Client's instructions, if any. The Company's sole responsibility is to its Client and this document does not exonerate parties to a transaction from exercising all their rights and obligations under the transaction documents. This document cannot be reproduced except in full, without prior written approval of the Company. Any unauthorized alteration, forgery or falsification of the content or appearance of this document is unlawful and offenders may be prosecuted to the fullest extent of the law.

6.5 Bluetooth

Hong-Bo
DSI0_SISO_AUX

Mode	Channel	Frequency (MHz)	1Mbps		2Mbps		3Mbps	
			Max. Rated Avg. Power + Max. Tolerance (dBm)	Average power (dBm)	Max. Rated Avg. Power + Max. Tolerance (dBm)	Average power (dBm)	Max. Rated Avg. Power + Max. Tolerance (dBm)	Average power (dBm)
BR/EDR	CH 00	2402	15.48	15.21	15.48	15.10	11.45	10.34
	CH 39	2441		14.77		14.58		10.15
	CH 78	2480		14.33		14.19		9.87

DSI0_SISO_MAIN

Mode	Channel	Frequency (MHz)	1Mbps		2Mbps		3Mbps	
			Max. Rated Avg. Power + Max. Tolerance (dBm)	Average power (dBm)	Max. Rated Avg. Power + Max. Tolerance (dBm)	Average power (dBm)	Max. Rated Avg. Power + Max. Tolerance (dBm)	Average power (dBm)
BR/EDR	CH 00	2402	15.48	15.37	15.48	15.29	11.45	9.61
	CH 39	2441		15.43		15.36		9.97
	CH 78	2480		14.63		14.31		9.28

Speed
DSI0_SISO_AUX

Mode	Channel	Frequency (MHz)	1Mbps		2Mbps		3Mbps	
			Max. Rated Avg. Power + Max. Tolerance (dBm)	Average power (dBm)	Max. Rated Avg. Power + Max. Tolerance (dBm)	Average power (dBm)	Max. Rated Avg. Power + Max. Tolerance (dBm)	Average power (dBm)
BR/EDR	CH 00	2402	15.48	15.12	15.48	15.02	11.45	10.18
	CH 39	2441		14.52		14.46		10.09
	CH 78	2480		14.05		13.99		9.92

DSI0_SISO_MAIN

Mode	Channel	Frequency (MHz)	1Mbps		2Mbps		3Mbps	
			Max. Rated Avg. Power + Max. Tolerance (dBm)	Average power (dBm)	Max. Rated Avg. Power + Max. Tolerance (dBm)	Average power (dBm)	Max. Rated Avg. Power + Max. Tolerance (dBm)	Average power (dBm)
BR/EDR	CH 00	2402	15.48	15.37	15.48	15.22	11.45	9.63
	CH 39	2441		15.48		15.34		9.85
	CH 78	2480		14.47		14.19		9.72

Unless otherwise stated the results shown in this test report refer only to the sample(s) tested and such sample(s) are retained for 90 days only.
除非另有說明，此報告結果僅對測試之樣品負責，同時此樣品僅保留90天。本報告未經本公司書面許可，不可部份複製。
This document is issued by the Company subject to its General Conditions of Service printed overleaf, available on request or accessible at http://www.sgs.com.tw/Terms-and-Conditions and for electronic format documents, subject to Terms and Conditions for Electronic Documents at http://www.sgs.com.tw/Terms-and-Conditions. Attention is drawn to the limitation of liability, indemnification and jurisdiction issues defined therein. Any holder of this document is advised that information contained hereon reflects the Company's findings at the time of its intervention only and within the limits of Client's instructions, if any. The Company's sole responsibility is to its Client and this document does not exonerate parties to a transaction from exercising all their rights and obligations under the transaction documents. This document cannot be reproduced except in full, without prior written approval of the Company. Any unauthorized alteration, forgery or falsification of the content or appearance of this document is unlawful and offenders may be prosecuted to the fullest extent of the law.

6.6 BLE

Hong-Bo
DSI0_SISO_AUX

Mode	Channel	Frequency (MHz)	GFSK	
			Max. Rated Avg.Power + Max. Tolerance (dBm)	Average Output Power (dBm)
BLE_1M	CH 00	2402	13.86	4.24
	CH 19	2440		3.35
	CH 39	2480		3.18
Mode	Channel	Frequency (MHz)	GFSK	
			Max. Rated Avg.Power + Max. Tolerance (dBm)	Average Output Power (dBm)
BLE_2M	CH 00	2402	13.85	0.77
	CH 19	2440		0.61
	CH 39	2480		0.37

DSI0_SISO_MAIN

Mode	Channel	Frequency (MHz)	GFSK	
			Max. Rated Avg.Power + Max. Tolerance (dBm)	Average Output Power (dBm)
BLE_1M	CH 00	2402	13.86	4.62
	CH 19	2440		3.73
	CH 39	2480		3.56
Mode	Channel	Frequency (MHz)	GFSK	
			Max. Rated Avg.Power + Max. Tolerance (dBm)	Average Output Power (dBm)
BLE_2M	CH 00	2402	13.85	0.97
	CH 19	2440		0.81
	CH 39	2480		0.57

Unless otherwise stated the results shown in this test report refer only to the sample(s) tested and such sample(s) are retained for 90 days only.
除非另有說明，此報告結果僅對測試之樣品負責，同時此樣品僅保留90天。本報告未經本公司書面許可，不可部份複製。
This document is issued by the Company subject to its General Conditions of Service printed overleaf, available on request or accessible at http://www.sgs.com.tw/Terms-and-Conditions and for electronic format documents, subject to Terms and Conditions for Electronic Documents at http://www.sgs.com.tw/Terms-and-Conditions. Attention is drawn to the limitation of liability, indemnification and jurisdiction issues defined therein. Any holder of this document is advised that information contained hereon reflects the Company's findings at the time of its intervention only and within the limits of Client's instructions, if any. The Company's sole responsibility is to its Client and this document does not exonerate parties to a transaction from exercising all their rights and obligations under the transaction documents. This document cannot be reproduced except in full, without prior written approval of the Company. Any unauthorized alteration, forgery or falsification of the content or appearance of this document is unlawful and offenders may be prosecuted to the fullest extent of the law.

Speed

DSI0_SISO_AUX

Mode	Channel	Frequency (MHz)	GFSK	
			Max. Rated Avg.Power + Max. Tolerance (dBm)	Average Output Power (dBm)
BLE_1M	CH 00	2402	13.86	4.41
	CH 19	2440		3.52
	CH 39	2480		3.35

Mode	Channel	Frequency (MHz)	GFSK	
			Max. Rated Avg.Power + Max. Tolerance (dBm)	Average Output Power (dBm)
BLE_2M	CH 00	2402	13.85	0.82
	CH 19	2440		0.66
	CH 39	2480		0.42

DSI0_SISO_MAIN

Mode	Channel	Frequency (MHz)	GFSK	
			Max. Rated Avg.Power + Max. Tolerance (dBm)	Average Output Power (dBm)
BLE_1M	CH 00	2402	13.86	4.41
	CH 19	2440		3.53
	CH 39	2480		3.39

Mode	Channel	Frequency (MHz)	GFSK	
			Max. Rated Avg.Power + Max. Tolerance (dBm)	Average Output Power (dBm)
BLE_2M	CH 00	2402	13.85	1.26
	CH 19	2440		0.06
	CH 39	2480		0.41

Unless otherwise stated the results shown in this test report refer only to the sample(s) tested and such sample(s) are retained for 90 days only.
除非另有說明，此報告結果僅對測試之樣品負責，同時此樣品僅保留90天。本報告未經本公司書面許可，不可部份複製。
This document is issued by the Company subject to its General Conditions of Service printed overleaf, available on request or accessible at http://www.sgs.com.tw/Terms-and-Conditions and for electronic format documents, subject to Terms and Conditions for Electronic Documents at http://www.sgs.com.tw/Terms-and-Conditions. Attention is drawn to the limitation of liability, indemnification and jurisdiction issues defined therein. Any holder of this document is advised that information contained hereon reflects the Company's findings at the time of its intervention only and within the limits of Client's instructions, if any. The Company's sole responsibility is to its Client and this document does not exonerate parties to a transaction from exercising all their rights and obligations under the transaction documents. This document cannot be reproduced except in full, without prior written approval of the Company. Any unauthorized alteration, forgery or falsification of the content or appearance of this document is unlawful and offenders may be prosecuted to the fullest extent of the law.

7 DUTY CYCLE

2.4G b duty	(0.66/0.7=0.943) Scaling Factor=1.06

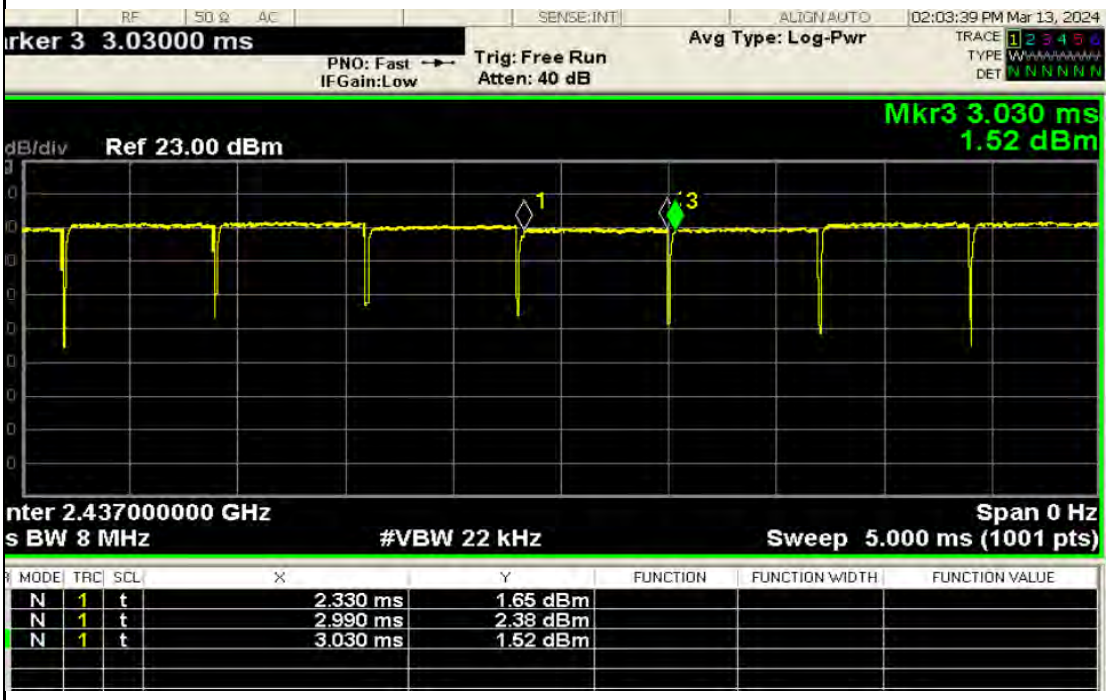

Unless otherwise stated the results shown in this test report refer only to the sample(s) tested and such sample(s) are retained for 90 days only.
除非另有說明，此報告結果僅對測試之樣品負責，同時此樣品僅保留90天。本報告未經本公司書面許可，不可部份複製。
This document is issued by the Company subject to its General Conditions of Service printed overleaf, available on request or accessible at http://www.sgs.com.tw/Terms-and-Conditions and for electronic format documents, subject to Terms and Conditions for Electronic Documents at http://www.sgs.com.tw/Terms-and-Conditions. Attention is drawn to the limitation of liability, indemnification and jurisdiction issues defined therein. Any holder of this document is advised that information contained hereon reflects the Company's findings at the time of its intervention only and within the limits of Client's instructions, if any. The Company's sole responsibility is to its Client and this document does not exonerate parties to a transaction from exercising all their rights and obligations under the transaction documents. This document cannot be reproduced except in full, without prior written approval of the Company. Any unauthorized alteration, forgery or falsification of the content or appearance of this document is unlawful and offenders may be prosecuted to the fullest extent of the law.

5G n40 duty	(5.332/5.452=0.978) Scaling Factor=1.022

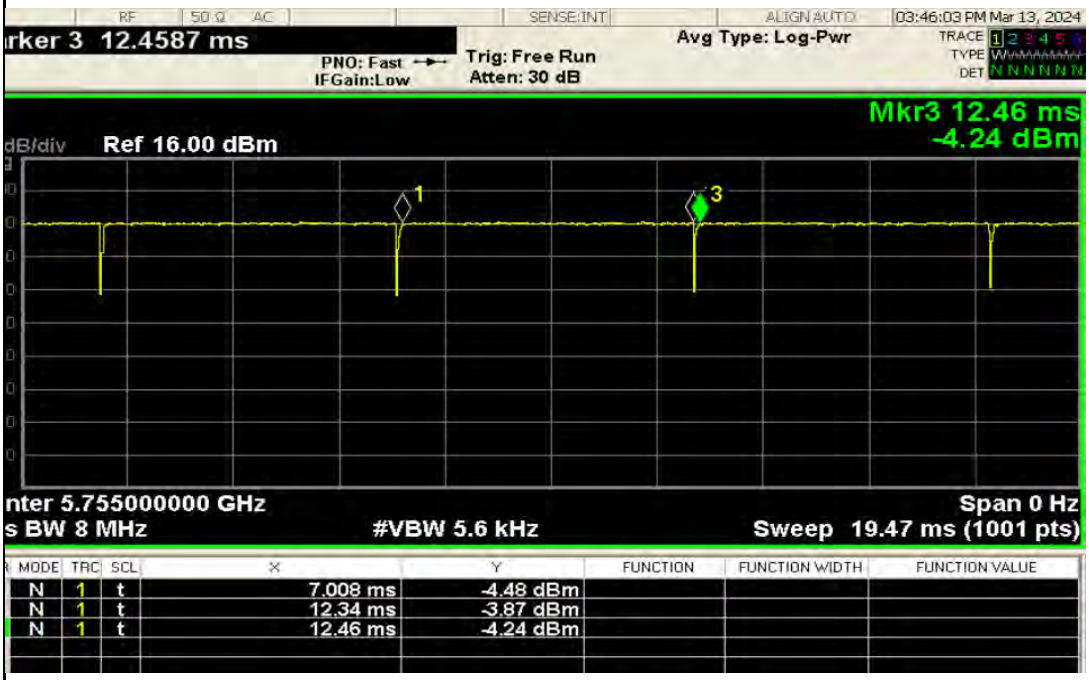

Unless otherwise stated the results shown in this test report refer only to the sample(s) tested and such sample(s) are retained for 90 days only.
除非另有說明，此報告結果僅對測試之樣品負責，同時此樣品僅保留90天。本報告未經本公司書面許可，不可部份複製。
This document is issued by the Company subject to its General Conditions of Service printed overleaf, available on request or accessible at http://www.sgs.com.tw/Terms-and-Conditions and for electronic format documents, subject to Terms and Conditions for Electronic Documents at http://www.sgs.com.tw/Terms-and-Conditions. Attention is drawn to the limitation of liability, indemnification and jurisdiction issues defined therein. Any holder of this document is advised that information contained hereon reflects the Company's findings at the time of its intervention only and within the limits of Client's instructions, if any. The Company's sole responsibility is to its Client and this document does not exonerate parties to a transaction from exercising all their rights and obligations under the transaction documents. This document cannot be reproduced except in full, without prior written approval of the Company. Any unauthorized alteration, forgery or falsification of the content or appearance of this document is unlawful and offenders may be prosecuted to the fullest extent of the law.

5G ac80 duty	(4.44/4.54=0.978) Scaling Factor=1.022

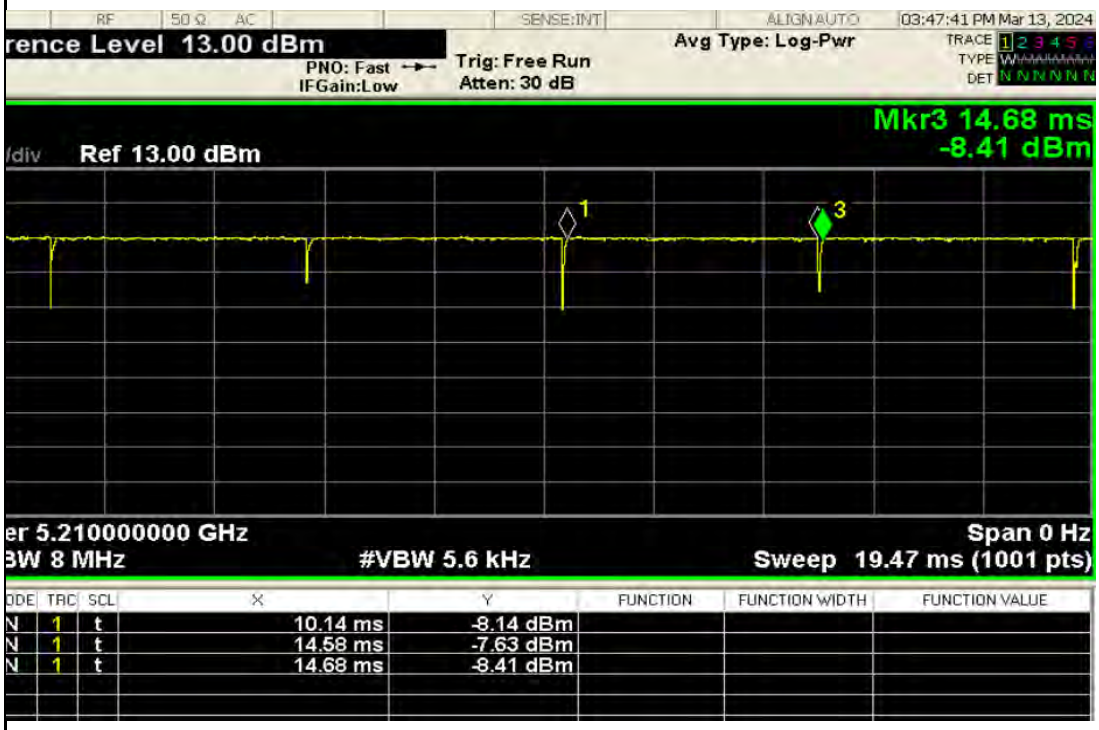

Unless otherwise stated the results shown in this test report refer only to the sample(s) tested and such sample(s) are retained for 90 days only.
除非另有說明，此報告結果僅對測試之樣品負責，同時此樣品僅保留90天。本報告未經本公司書面許可，不可部份複製。
This document is issued by the Company subject to its General Conditions of Service printed overleaf, available on request or accessible at http://www.sgs.com.tw/Terms-and-Conditions and for electronic format documents, subject to Terms and Conditions for Electronic Documents at http://www.sgs.com.tw/Terms-and-Conditions. Attention is drawn to the limitation of liability, indemnification and jurisdiction issues defined therein. Any holder of this document is advised that information contained hereon reflects the Company's findings at the time of its intervention only and within the limits of Client's instructions, if any. The Company's sole responsibility is to its Client and this document does not exonerate parties to a transaction from exercising all their rights and obligations under the transaction documents. This document cannot be reproduced except in full, without prior written approval of the Company. Any unauthorized alteration, forgery or falsification of the content or appearance of this document is unlawful and offenders may be prosecuted to the fullest extent of the law.

5G ac160 duty	(2.46/2.51=0.98) Scaling Factor=1.02

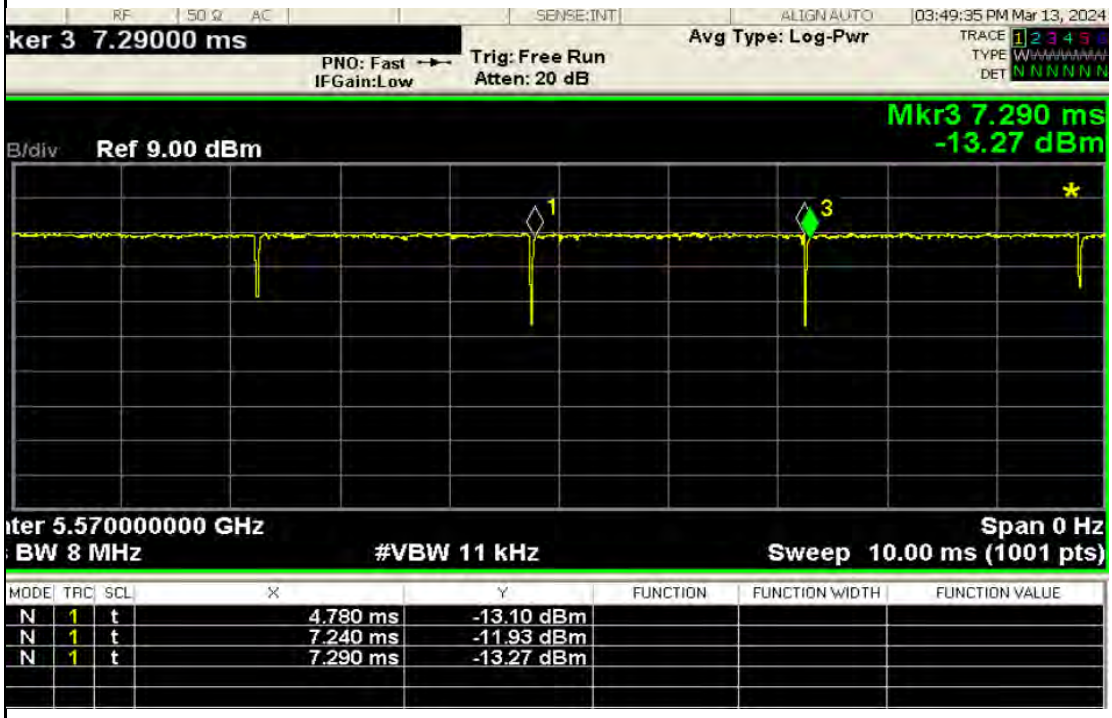

Unless otherwise stated the results shown in this test report refer only to the sample(s) tested and such sample(s) are retained for 90 days only.
除非另有說明，此報告結果僅對測試之樣品負責，同時此樣品僅保留90天。本報告未經本公司書面許可，不可部份複製。
This document is issued by the Company subject to its General Conditions of Service printed overleaf, available on request or accessible at http://www.sgs.com.tw/Terms-and-Conditions and for electronic format documents, subject to Terms and Conditions for Electronic Documents at http://www.sgs.com.tw/Terms-and-Conditions. Attention is drawn to the limitation of liability, indemnification and jurisdiction issues defined therein. Any holder of this document is advised that information contained hereon reflects the Company's findings at the time of its intervention only and within the limits of Client's instructions, if any. The Company's sole responsibility is to its Client and this document does not exonerate parties to a transaction from exercising all their rights and obligations under the transaction documents. This document cannot be reproduced except in full, without prior written approval of the Company. Any unauthorized alteration, forgery or falsification of the content or appearance of this document is unlawful and offenders may be prosecuted to the fullest extent of the law.

6E be320 duty	(1.19/1.245=0.956) Scaling Factor=1.046

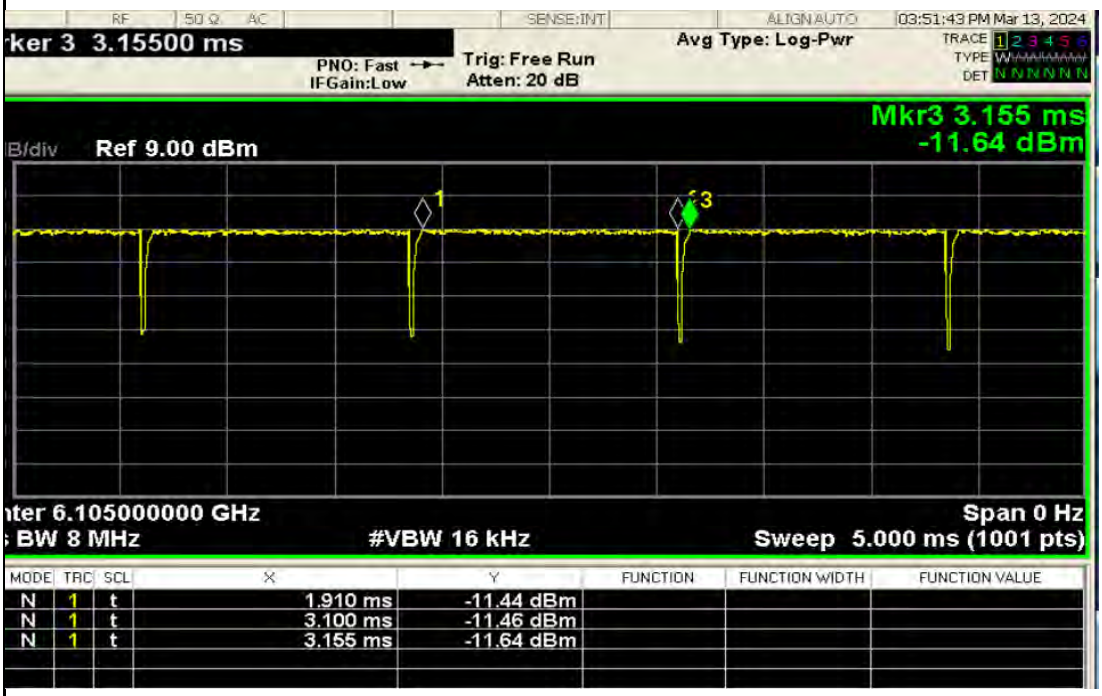

Unless otherwise stated the results shown in this test report refer only to the sample(s) tested and such sample(s) are retained for 90 days only.
除非另有說明，此報告結果僅對測試之樣品負責，同時此樣品僅保留90天。本報告未經本公司書面許可，不可部份複製。
This document is issued by the Company subject to its General Conditions of Service printed overleaf, available on request or accessible at http://www.sgs.com.tw/Terms-and-Conditions and for electronic format documents, subject to Terms and Conditions for Electronic Documents at http://www.sgs.com.tw/Terms-and-Conditions. Attention is drawn to the limitation of liability, indemnification and jurisdiction issues defined therein. Any holder of this document is advised that information contained hereon reflects the Company's findings at the time of its intervention only and within the limits of Client's instructions, if any. The Company's sole responsibility is to its Client and this document does not exonerate parties to a transaction from exercising all their rights and obligations under the transaction documents. This document cannot be reproduced except in full, without prior written approval of the Company. Any unauthorized alteration, forgery or falsification of the content or appearance of this document is unlawful and offenders may be prosecuted to the fullest extent of the law.

BT duty	(2.885/3.755=0.768) Scaling Factor=1.302

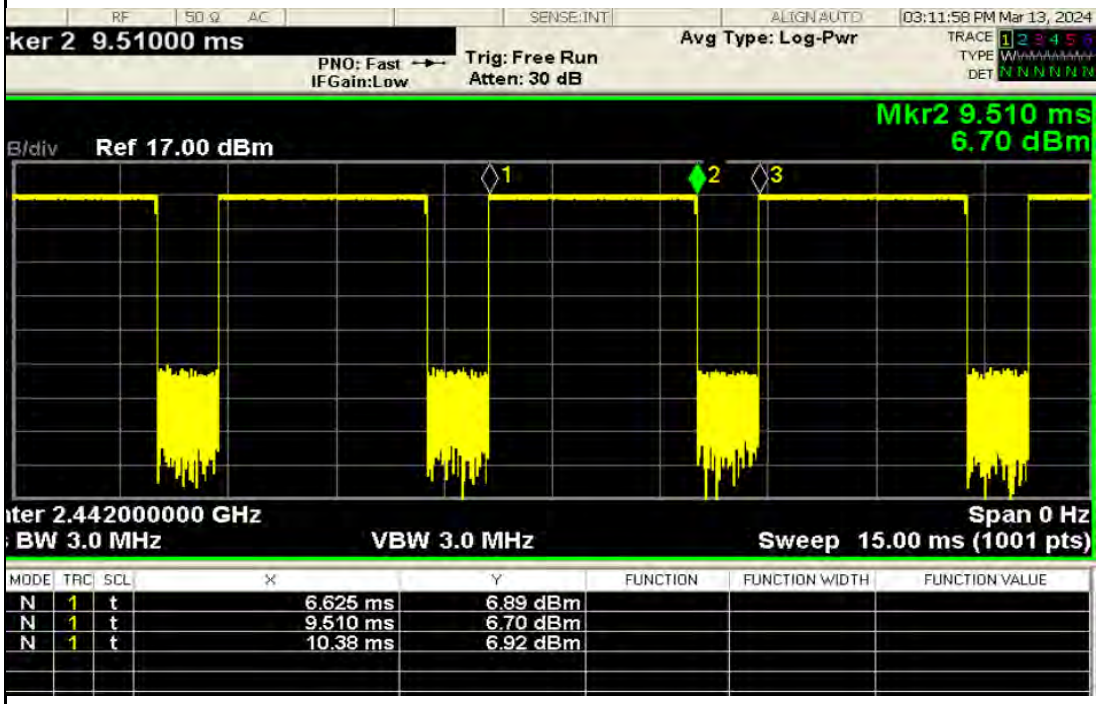

Unless otherwise stated the results shown in this test report refer only to the sample(s) tested and such sample(s) are retained for 90 days only.
除非另有說明，此報告結果僅對測試之樣品負責，同時此樣品僅保留90天。本報告未經本公司書面許可，不可部份複製。
This document is issued by the Company subject to its General Conditions of Service printed overleaf, available on request or accessible at http://www.sgs.com.tw/Terms-and-Conditions and for electronic format documents, subject to Terms and Conditions for Electronic Documents at http://www.sgs.com.tw/Terms-and-Conditions. Attention is drawn to the limitation of liability, indemnification and jurisdiction issues defined therein. Any holder of this document is advised that information contained hereon reflects the Company's findings at the time of its intervention only and within the limits of Client's instructions, if any. The Company's sole responsibility is to its Client and this document does not exonerate parties to a transaction from exercising all their rights and obligations under the transaction documents. This document cannot be reproduced except in full, without prior written approval of the Company. Any unauthorized alteration, forgery or falsification of the content or appearance of this document is unlawful and offenders may be prosecuted to the fullest extent of the law.

8 SUMMARY OF RESULTS

8.1 Decision rules

Reported measurement data comply with Test Methodology in section 1.1.
Determining compliance shall be based on the results of the compliance measurement, not taking into account measurement instrumentation uncertainty.

8.2 Summary of SAR Results

Hong-Bo
WLAN_DSI0_SISO

Band	Antenna	Position	Distance (mm)	Channel	Freq. (MHz)	Max. Rated Avg. Power + Max. Tolerance (dBm)	Measured Avg. Power (dBm)	Duty cycle scaling	Power scaling	Averaged SAR over 1g (W/kg)		ID
										Measured	Reported	
WLAN 802.11b	Aux	Bottom Surface	0	6	2437	19.25	18.78	1.06	111.43%	0.742	0.876	-
WLAN 802.11b	Aux	Bottom Surface	0	11	2462	19.25	19.24	1.06	100.23%	0.852	0.905	001
WLAN 802.11b	Aux	Bottom Surface*	0	11	2462	19.25	19.24	1.06	100.23%	0.846	0.899	-
Band	Antenna	Position	Distance (mm)	Channel	Freq. (MHz)	Max. Rated Avg. Power + Max. Tolerance (dBm)	Measured Avg. Power (dBm)	Duty cycle scaling	Power scaling	Averaged SAR over 1g (W/kg)		ID
										Measured	Reported	
Bluetooth(GFSK)	Aux	Bottom Surface	0	00	2402	15.48	15.21	1.30	106.41%	0.195	0.270	002
Band	Antenna	Position	Distance (mm)	Channel	Freq. (MHz)	Max. Rated Avg. Power + Max. Tolerance (dBm)	Measured Avg. Power (dBm)	Duty cycle scaling	Power scaling	Averaged SAR over 1g (W/kg)		ID
										Measured	Reported	
WLAN 802.11b	Main	Bottom Surface	0	6	2437	19.00	18.42	1.06	114.29%	0.786	0.952	-
WLAN 802.11b	Main	Bottom Surface	0	11	2462	19.00	18.33	1.06	116.68%	0.861	1.065	003
WLAN 802.11b	Main	Bottom Surface*	0	11	2462	19.00	18.33	1.06	116.68%	0.855	1.057	-
Band	Antenna	Position	Distance (mm)	Channel	Freq. (MHz)	Max. Rated Avg. Power + Max. Tolerance (dBm)	Measured Avg. Power (dBm)	Duty cycle scaling	Power scaling	Averaged SAR over 1g (W/kg)		ID
										Measured	Reported	
Bluetooth(GFSK)	Main	Bottom Surface	0	39	2441	15.48	15.43	1.30	101.16%	0.246	0.324	004

WLAN_DSI0_MIMO

Band	Antenna	Position	Distance (mm)	Channel	Freq. (MHz)	Max. Rated Avg. Power + Max. Tolerance (dBm)	Measured Avg. Power (dBm)	Duty cycle scaling	Power scaling	Averaged SAR over 1g (W/kg)		ID
										Measured	Reported	
WLAN 802.11b	Aux	Bottom Surface	0	1	2412	18.75	18.74	1.06	100.23%	0.775	0.823	005
	Main					18.75	18.70		101.16%	0.729	0.782	
WLAN 802.11b	Aux	Bottom Surface	0	6	2437	18.75	18.69	1.06	101.39%	0.684	0.735	-
	Main					18.75	18.35		109.65%	0.665	0.773	-
Band	Antenna	Position	Distance (mm)	Channel	Freq. (MHz)	Max. Rated Avg. Power + Max. Tolerance (dBm)	Measured Avg. Power (dBm)	Duty cycle scaling	Power scaling	Averaged SAR over 1g (W/kg)		ID
										Measured	Reported	
WLAN 802.11ac(80M) 5.2G	Aux	Bottom Surface	0	42	5210	16.00	14.42	1.02	143.88%	0.462	0.679	006
	Main					16.00	15.64		108.64%	0.418	0.464	
Band	Antenna	Position	Distance (mm)	Channel	Freq. (MHz)	Max. Rated Avg. Power + Max. Tolerance (dBm)	Measured Avg. Power (dBm)	Duty cycle scaling	Power scaling	Averaged SAR over 1g (W/kg)		ID
										Measured	Reported	
WLAN 802.11ac(80M) 5.3G	Aux	Bottom Surface	0	58	5290	15.25	15.05	1.02	104.71%	0.812	0.869	007
	Main					15.25	15.11		103.28%	0.616	0.650	
WLAN 802.11ac(80M) 5.3G	Aux	Bottom Surface*	0	58	5290	15.25	15.05	1.02	104.71%	0.804	0.860	-
	Main					15.25	15.11		103.28%	0.596	0.629	
Band	Antenna	Position	Distance (mm)	Channel	Freq. (MHz)	Max. Rated Avg. Power + Max. Tolerance (dBm)	Measured Avg. Power (dBm)	Duty cycle scaling	Power scaling	Averaged SAR over 1g (W/kg)		ID
										Measured	Reported	
WLAN 802.11ac(160M) 5.6G	Aux	Bottom Surface	0	114	5570	12.50	10.88	1.02	145.21%	0.497	0.736	008
	Main					12.50	12.21		106.91%			
Band	Antenna	Position	Distance (mm)	Channel	Freq. (MHz)	Max. Rated Avg. Power + Max. Tolerance (dBm)	Measured Avg. Power (dBm)	Duty cycle scaling	Power scaling	Averaged SAR over 1g (W/kg)		ID
										Measured	Reported	
WLAN 802.11ac(80M) 5.8G	Aux	Bottom Surface	0	155	5775	11.50	9.82	1.02	147.23%	0.712	1.071	009
	Main					11.50	11.49		100.23%			
Band	Antenna	Position	Distance (mm)	Channel	Freq. (MHz)	Max. Rated Avg. Power + Max. Tolerance (dBm)	Measured Avg. Power (dBm)	Duty cycle scaling	Power scaling	Averaged SAR over 1g (W/kg)		ID
										Measured	Reported	
WLAN 802.11ac(80M) 5.9G	Aux	Bottom Surface	0	171	5855	14.00	12.68	1.02	135.52%	0.725	1.004	010
	Main					14.00	13.82		104.23%			

Repeat " * "

* - repeated at the highest SAR measurement according to the KDB 865664 D01

Unless otherwise stated the results shown in this test report refer only to the sample(s) tested and such sample(s) are retained for 90 days only.
除非另有說明，此報告結果僅對測試之樣品負責，同時此樣品僅保留90天。本報告未經本公司書面許可，不可部份複製。
This document is issued by the Company subject to its General Conditions of Service printed overleaf, available on request or accessible at http://www.sgs.com.tw/Terms-and-Conditions and for electronic format documents, subject to Terms and Conditions for Electronic Documents at http://www.sgs.com.tw/Terms-and-Conditions. Attention is drawn to the limitation of liability, indemnification and jurisdiction issues defined therein. Any holder of this document is advised that information contained hereon reflects the Company's findings at the time of its intervention only and within the limits of Client's instructions, if any. The Company's sole responsibility is to its Client and this document does not exonerate parties to a transaction from exercising all their rights and obligations under the transaction documents. This document cannot be reproduced except in full, without prior written approval of the Company. Any unauthorized alteration, forgery or falsification of the content or appearance of this document is unlawful and offenders may be prosecuted to the fullest extent of the law.

WLAN_DSI0_SISO_Edge

Band	Antenna	Position	Distance (mm)	Channel	Freq. (MHz)	Max. Rated Avg. Power + Max. Tolerance (dBm)	Measured Avg. Power (dBm)	Duty cycle scaling	Power scaling	Averaged SAR over 1g (W/kg)		ID
										Measured	Reported	
WLAN 802.11b	Aux	Edge Top	0	11	2462	19.25	19.24	1.06	100.23%	0.005	0.005	-
WLAN 802.11b	Aux	Edge Back	0	11	2462	19.25	19.24	1.06	100.23%	0.022	0.023	-
Band	Antenna	Position	Distance (mm)	Channel	Freq. (MHz)	Max. Rated Avg. Power + Max. Tolerance (dBm)	Measured Avg. Power (dBm)	Duty cycle scaling	Power scaling	Averaged SAR over 1g (W/kg)		ID
										Measured	Reported	
Bluetooth(GFSK)	Aux	Edge Top	0	00	2402	15.48	15.21	1.30	106.41%	0.001	0.001	-
Bluetooth(GFSK)	Aux	Edge Back	0	00	2402	15.48	15.21	1.30	106.41%	0.009	0.012	-
Band	Antenna	Position	Distance (mm)	Channel	Freq. (MHz)	Max. Rated Avg. Power + Max. Tolerance (dBm)	Measured Avg. Power (dBm)	Duty cycle scaling	Power scaling	Averaged SAR over 1g (W/kg)		ID
										Measured	Reported	
WLAN 802.11b	Main	Edge Top	0	6	2437	19.00	18.42	1.06	114.29%	0.002	0.002	-
WLAN 802.11b	Main	Edge Back	0	6	2437	19.00	18.42	1.06	114.29%	0.017	0.021	-
Band	Antenna	Position	Distance (mm)	Channel	Freq. (MHz)	Max. Rated Avg. Power + Max. Tolerance (dBm)	Measured Avg. Power (dBm)	Duty cycle scaling	Power scaling	Averaged SAR over 1g (W/kg)		ID
										Measured	Reported	
Bluetooth(GFSK)	Main	Edge Top	0	39	2441	15.48	15.43	1.30	101.16%	0.001	0.001	-
Bluetooth(GFSK)	Main	Edge Back	0	39	2441	15.48	15.43	1.30	101.16%	0.008	0.011	-

WLAN_DSI0_MIMO_Edge

Band	Antenna	Position	Distance (mm)	Channel	Freq. (MHz)	Max. Rated Avg. Power + Max. Tolerance (dBm)	Measured Avg. Power (dBm)	Duty cycle scaling	Power scaling	Averaged SAR over 1g (W/kg)		ID
										Measured	Reported	
WLAN 802.11b	Aux	Edge Top	0	1	2412	18.75	18.74	1.06	100.23%	0.012	0.013	-
	Main					18.75	18.70		101.16%			
WLAN 802.11b	Aux	Edge Back	0	1	2412	18.75	18.74	1.06	100.23%	0.021	0.023	-
	Main					18.75	18.70		101.16%			
Band	Antenna	Position	Distance (mm)	Channel	Freq. (MHz)	Max. Rated Avg. Power + Max. Tolerance (dBm)	Measured Avg. Power (dBm)	Duty cycle scaling	Power scaling	Averaged SAR over 1g (W/kg)		ID
										Measured	Reported	
WLAN 802.11ac(80M) 5.2G	Aux	Edge Top	0	42	5210	16.00	14.42	1.02	143.88%	0.043	0.063	-
	Main					16.00	15.64		108.64%			
WLAN 802.11ac(80M) 5.2G	Aux	Edge Back	0	42	5210	16.00	14.42	1.02	143.88%	0.116	0.171	039
	Main					16.00	15.64		108.64%			
Band	Antenna	Position	Distance (mm)	Channel	Freq. (MHz)	Max. Rated Avg. Power + Max. Tolerance (dBm)	Measured Avg. Power (dBm)	Duty cycle scaling	Power scaling	Averaged SAR over 1g (W/kg)		ID
										Measured	Reported	
WLAN 802.11ac(80M) 5.3G	Aux	Edge Top	0	58	5290	15.25	15.05	1.02	104.71%	0.033	0.035	-
	Main					15.25	15.11		103.28%			
WLAN 802.11ac(80M) 5.3G	Aux	Edge Back	0	58	5290	15.25	15.05	1.02	104.71%	0.057	0.061	-
	Main					15.25	15.11		103.28%			
Band	Antenna	Position	Distance (mm)	Channel	Freq. (MHz)	Max. Rated Avg. Power + Max. Tolerance (dBm)	Measured Avg. Power (dBm)	Duty cycle scaling	Power scaling	Averaged SAR over 1g (W/kg)		ID
										Measured	Reported	
WLAN 802.11ac(160M) 5.6G	Aux	Edge Top	0	114	5570	12.50	10.88	1.02	145.21%	0.019	0.028	-
	Main					12.50	12.21		106.91%			
WLAN 802.11ac(160M) 5.6G	Aux	Edge Back	0	114	5570	12.50	10.88	1.02	145.21%	0.049	0.073	-
	Main					12.50	12.21		106.91%			
Band	Antenna	Position	Distance (mm)	Channel	Freq. (MHz)	Max. Rated Avg. Power + Max. Tolerance (dBm)	Measured Avg. Power (dBm)	Duty cycle scaling	Power scaling	Averaged SAR over 1g (W/kg)		ID
										Measured	Reported	
WLAN 802.11ac(80M) 5.8G	Aux	Edge Top	0	155	5775	11.50	9.82	1.02	147.23%	0.031	0.047	-
	Main					11.50	11.49		100.23%			
WLAN 802.11ac(80M) 5.8G	Aux	Edge Back	0	155	5775	11.50	9.82	1.02	147.23%	0.038	0.057	-
	Main					11.50	11.49		100.23%			
Band	Antenna	Position	Distance (mm)	Channel	Freq. (MHz)	Max. Rated Avg. Power + Max. Tolerance (dBm)	Measured Avg. Power (dBm)	Duty cycle scaling	Power scaling	Averaged SAR over 1g (W/kg)		ID
										Measured	Reported	
WLAN 802.11ac(80M) 5.9G	Aux	Edge Top	0	171	5855	14.00	12.68	1.02	135.52%	0.031	0.043	-
	Main					14.00	13.82		104.23%			
WLAN 802.11ac(80M) 5.9G	Aux	Edge Back	0	171	5855	14.00	12.68	1.02	135.52%	0.087	0.120	-
	Main					14.00	13.82		104.23%			

Unless otherwise stated the results shown in this test report refer only to the sample(s) tested and such sample(s) are retained for 90 days only.
除非另有說明，此報告結果僅對測試之樣品負責，同時此樣品僅保留90天。本報告未經本公司書面許可，不可部份複製。
This document is issued by the Company subject to its General Conditions of Service printed overleaf, available on request or accessible at http://www.sgs.com.tw/Terms-and-Conditions and for electronic format documents, subject to Terms and Conditions for Electronic Documents at http://www.sgs.com.tw/Terms-and-Conditions. Attention is drawn to the limitation of liability, indemnification and jurisdiction issues defined therein. Any holder of this document is advised that information contained hereon reflects the Company's findings at the time of its intervention only and within the limits of Client's instructions, if any. The Company's sole responsibility is to its Client and this document does not exonerate parties to a transaction from exercising all their rights and obligations under the transaction documents. This document cannot be reproduced except in full, without prior written approval of the Company. Any unauthorized alteration, forgery or falsification of the content or appearance of this document is unlawful and offenders may be prosecuted to the fullest extent of the law.

Speed

WLAN_DSI0_SISO

Band	Antenna	Position	Distance (mm)	Channel	Freq. (MHz)	Max. Rated Avg. Power + Max. Tolerance (dBm)	Measured Avg. Power (dBm)	Duty cycle scaling	Power scaling	Averaged SAR over 1g (W/kg)		ID
										Measured	Reported	
WLAN 802.11b	Aux	Bottom Surface	0	6	2437	19.25	18.71	1.06	113.24%	0.827	0.993	-
WLAN 802.11b	Aux	Bottom Surface	0	11	2462	19.25	18.70	1.06	113.50%	0.888	1.068	020
WLAN 802.11b	Aux	Bottom Surface*	0	11	2462	19.25	18.70	1.06	113.50%	0.882	1.061	-
Band	Antenna	Position	Distance (mm)	Channel	Freq. (MHz)	Max. Rated Avg. Power + Max. Tolerance (dBm)	Measured Avg. Power (dBm)	Duty cycle scaling	Power scaling	Averaged SAR over 1g (W/kg)		ID
										Measured	Reported	
Bluetooth(GFSK)	Aux	Bottom Surface	0	00	2402	15.48	15.12	1.30	108.64%	0.126	0.178	021
Band	Antenna	Position	Distance (mm)	Channel	Freq. (MHz)	Max. Rated Avg. Power + Max. Tolerance (dBm)	Measured Avg. Power (dBm)	Duty cycle scaling	Power scaling	Averaged SAR over 1g (W/kg)		ID
										Measured	Reported	
WLAN 802.11b	Main	Bottom Surface	0	6	2437	19.00	17.50	1.06	141.25%	0.647	0.969	-
WLAN 802.11b	Main	Bottom Surface	0	11	2462	19.00	17.51	1.06	140.93%	0.740	1.105	022
Band	Antenna	Position	Distance (mm)	Channel	Freq. (MHz)	Max. Rated Avg. Power + Max. Tolerance (dBm)	Measured Avg. Power (dBm)	Duty cycle scaling	Power scaling	Averaged SAR over 1g (W/kg)		ID
										Measured	Reported	
Bluetooth(GFSK)	Main	Bottom Surface	0	39	2441	15.48	15.48	1.30	100.00%	0.113	0.147	023

WLAN_DSI0_MIMO

Band	Antenna	Position	Distance (mm)	Channel	Freq. (MHz)	Max. Rated Avg. Power + Max. Tolerance (dBm)	Measured Avg. Power (dBm)	Duty cycle scaling	Power scaling	Averaged SAR over 1g (W/kg)		ID
										Measured	Reported	
WLAN 802.11b	Aux	Bottom Surface	0	6	2437	18.75	17.96	1.06	119.95%	0.725	0.972	-
	Main					18.75	17.73		126.47%			
WLAN 802.11b	Aux	Bottom Surface	0	11	2462	18.75	17.85	1.06	123.03%	0.849	1.159	024
	Main					18.75	17.65		128.82%			
WLAN 802.11b	Aux	Bottom Surface*	0	11	2462	18.75	17.85	1.06	123.03%	0.832	1.136	-
	Main					18.75	17.65		128.82%			
Band	Antenna	Position	Distance (mm)	Channel	Freq. (MHz)	Max. Rated Avg. Power + Max. Tolerance (dBm)	Measured Avg. Power (dBm)	Duty cycle scaling	Power scaling	Averaged SAR over 1g (W/kg)		ID
										Measured	Reported	
WLAN 802.11ac(80M) 5.2G	Aux	Bottom Surface	0	42	5210	16.00	14.32	1.02	147.23%	0.569	0.856	025
	Main					16.00	15.68		107.65%			
Band	Antenna	Position	Distance (mm)	Channel	Freq. (MHz)	Max. Rated Avg. Power + Max. Tolerance (dBm)	Measured Avg. Power (dBm)	Duty cycle scaling	Power scaling	Averaged SAR over 1g (W/kg)		ID
										Measured	Reported	
WLAN 802.11ac(80M) 5.3G	Aux	Bottom Surface	0	58	5290	15.25	13.52	1.02	148.94%	0.590	0.898	026
	Main					15.25	14.68		114.02%			
Band	Antenna	Position	Distance (mm)	Channel	Freq. (MHz)	Max. Rated Avg. Power + Max. Tolerance (dBm)	Measured Avg. Power (dBm)	Duty cycle scaling	Power scaling	Averaged SAR over 1g (W/kg)		ID
										Measured	Reported	
WLAN 802.11ac(160M) 5.6G	Aux	Bottom Surface	0	114	5570	12.50	10.83	1.02	146.89%	0.541	0.811	027
	Main					12.50	12.41		102.09%			
Band	Antenna	Position	Distance (mm)	Channel	Freq. (MHz)	Max. Rated Avg. Power + Max. Tolerance (dBm)	Measured Avg. Power (dBm)	Duty cycle scaling	Power scaling	Averaged SAR over 1g (W/kg)		ID
										Measured	Reported	
WLAN 802.11ac(80M) 5.8G	Aux	Bottom Surface	0	155	5775	11.50	9.76	1.02	149.28%	0.363	0.554	028
	Main					11.50	11.46		100.93%			
Band	Antenna	Position	Distance (mm)	Channel	Freq. (MHz)	Max. Rated Avg. Power + Max. Tolerance (dBm)	Measured Avg. Power (dBm)	Duty cycle scaling	Power scaling	Averaged SAR over 1g (W/kg)		ID
										Measured	Reported	
WLAN 802.11ac(80M) 5.9G	Aux	Bottom Surface	0	171	5855	14.00	12.15	1.02	153.11%	0.583	0.912	029
	Main					14.00	13.73		106.41%			

Repeat " * "

* - repeated at the highest SAR measurement according to the KDB 865664 D01

Unless otherwise stated the results shown in this test report refer only to the sample(s) tested and such sample(s) are retained for 90 days only.
除非另有說明，此報告結果僅對測試之樣品負責，同時此樣品僅保留90天。本報告未經本公司書面許可，不可部份複製。
This document is issued by the Company subject to its General Conditions of Service printed overleaf, available on request or accessible at http://www.sgs.com.tw/Terms-and-Conditions and for electronic format documents, subject to Terms and Conditions for Electronic Documents at http://www.sgs.com.tw/Terms-and-Conditions. Attention is drawn to the limitation of liability, indemnification and jurisdiction issues defined therein. Any holder of this document is advised that information contained hereon reflects the Company's findings at the time of its intervention only and within the limits of Client's instructions, if any. The Company's sole responsibility is to its Client and this document does not exonerate parties to a transaction from exercising all their rights and obligations under the transaction documents. This document cannot be reproduced except in full, without prior written approval of the Company. Any unauthorized alteration, forgery or falsification of the content or appearance of this document is unlawful and offenders may be prosecuted to the fullest extent of the law.

WLAN_DSI0_SISO_Edge

Band	Antenna	Position	Distance (mm)	Channel	Freq. (MHz)	Max. Rated Avg. Power + Max. Tolerance (dBm)	Measured Avg. Power (dBm)	Duty cycle scaling	Power scaling	Averaged SAR over 1g (W/kg)		ID
										Measured	Reported	
WLAN 802.11b	Aux	Edge Top	0	6	2437	19.25	18.71	1.06	113.24%	0.003	0.004	-
WLAN 802.11b	Aux	Edge Back	0	6	2437	19.25	18.71	1.06	113.24%	0.028	0.034	-
Band	Antenna	Position	Distance (mm)	Channel	Freq. (MHz)	Max. Rated Avg. Power + Max. Tolerance (dBm)	Measured Avg. Power (dBm)	Duty cycle scaling	Power scaling	Averaged SAR over 1g (W/kg)		ID
										Measured	Reported	
Bluetooth(GFSK)	Aux	Edge Top	0	00	2402	15.48	15.12	1.30	108.64%	0.001	0.001	-
Bluetooth(GFSK)	Aux	Edge Back	0	00	2402	15.48	15.12	1.30	108.64%	0.008	0.011	-
Band	Antenna	Position	Distance (mm)	Channel	Freq. (MHz)	Max. Rated Avg. Power + Max. Tolerance (dBm)	Measured Avg. Power (dBm)	Duty cycle scaling	Power scaling	Averaged SAR over 1g (W/kg)		ID
										Measured	Reported	
WLAN 802.11b	Main	Edge Top	0	11	2462	19.00	17.51	1.06	140.93%	0.002	0.003	-
WLAN 802.11b	Main	Edge Back	0	11	2462	19.00	17.51	1.06	140.93%	0.030	0.045	-
Band	Antenna	Position	Distance (mm)	Channel	Freq. (MHz)	Max. Rated Avg. Power + Max. Tolerance (dBm)	Measured Avg. Power (dBm)	Duty cycle scaling	Power scaling	Averaged SAR over 1g (W/kg)		ID
										Measured	Reported	
Bluetooth(GFSK)	Main	Edge Top	0	39	2441	15.48	15.48	1.30	100.00%	0.001	0.001	-
Bluetooth(GFSK)	Main	Edge Back	0	39	2441	15.48	15.48	1.30	100.00%	0.007	0.009	-

WLAN_DSI0_MIMO_Edge

Band	Antenna	Position	Distance (mm)	Channel	Freq. (MHz)	Max. Rated Avg. Power + Max. Tolerance (dBm)	Measured Avg. Power (dBm)	Duty cycle scaling	Power scaling	Averaged SAR over 1g (W/kg)		ID
										Measured	Reported	
WLAN 802.11b	Aux	Edge Top	0	6	2437	18.75	17.96	1.06	119.95%	0.034	0.046	042
	Main					18.75	17.73		126.47%			
WLAN 802.11b	Aux	Edge Back	0	6	2437	18.75	17.96	1.06	119.95%	0.075	0.101	043
	Main					18.75	17.73		126.47%			
Band	Antenna	Position	Distance (mm)	Channel	Freq. (MHz)	Max. Rated Avg. Power + Max. Tolerance (dBm)	Measured Avg. Power (dBm)	Duty cycle scaling	Power scaling	Averaged SAR over 1g (W/kg)		ID
										Measured	Reported	
WLAN 802.11ac(80M) 5.2G	Aux	Edge Top	0	42	5210	16.00	14.32	1.02	147.23%	0.071	0.107	044
	Main					16.00	15.68		107.65%			
WLAN 802.11ac(80M) 5.2G	Aux	Edge Back	0	42	5210	16.00	14.32	1.02	147.23%	0.038	0.057	-
	Main					16.00	15.68		107.65%			
Band	Antenna	Position	Distance (mm)	Channel	Freq. (MHz)	Max. Rated Avg. Power + Max. Tolerance (dBm)	Measured Avg. Power (dBm)	Duty cycle scaling	Power scaling	Averaged SAR over 1g (W/kg)		ID
										Measured	Reported	
WLAN 802.11ac(80M) 5.3G	Aux	Edge Top	0	58	5290	15.25	13.52	1.02	148.94%	0.061	0.093	-
	Main					15.25	14.68		114.02%			
WLAN 802.11ac(80M) 5.3G	Aux	Edge Back	0	58	5290	15.25	13.52	1.02	148.94%	0.074	0.113	-
	Main					15.25	14.68		114.02%			
Band	Antenna	Position	Distance (mm)	Channel	Freq. (MHz)	Max. Rated Avg. Power + Max. Tolerance (dBm)	Measured Avg. Power (dBm)	Duty cycle scaling	Power scaling	Averaged SAR over 1g (W/kg)		ID
										Measured	Reported	
WLAN 802.11ac(160M) 5.6G	Aux	Edge Top	0	114	5570	12.50	10.83	1.02	146.89%	0.028	0.042	-
	Main					12.50	12.41		102.09%			
WLAN 802.11ac(160M) 5.6G	Aux	Edge Back	0	114	5570	12.50	10.83	1.02	146.89%	0.053	0.079	-
	Main					12.50	12.41		102.09%			
Band	Antenna	Position	Distance (mm)	Channel	Freq. (MHz)	Max. Rated Avg. Power + Max. Tolerance (dBm)	Measured Avg. Power (dBm)	Duty cycle scaling	Power scaling	Averaged SAR over 1g (W/kg)		ID
										Measured	Reported	
WLAN 802.11ac(80M) 5.8G	Aux	Edge Top	0	155	5775	11.50	9.76	1.02	149.28%	0.024	0.037	-
	Main					11.50	11.46		100.93%			
WLAN 802.11ac(80M) 5.8G	Aux	Edge Back	0	155	5775	11.50	9.76	1.02	149.28%	0.058	0.088	-
	Main					11.50	11.46		100.93%			
Band	Antenna	Position	Distance (mm)	Channel	Freq. (MHz)	Max. Rated Avg. Power + Max. Tolerance (dBm)	Measured Avg. Power (dBm)	Duty cycle scaling	Power scaling	Averaged SAR over 1g (W/kg)		ID
										Measured	Reported	
WLAN 802.11ac(80M) 5.9G	Aux	Edge Top	0	171	5855	14.00	12.15	1.02	153.11%	0.062	0.097	-
	Main					14.00	13.73		106.41%			
WLAN 802.11ac(80M) 5.9G	Aux	Edge Back	0	171	5855	14.00	12.15	1.02	153.11%	0.088	0.138	-
	Main					14.00	13.73		106.41%			

Unless otherwise stated the results shown in this test report refer only to the sample(s) tested and such sample(s) are retained for 90 days only.
除非另有說明，此報告結果僅對測試之樣品負責，同時此樣品僅保留90天。本報告未經本公司書面許可，不可部份複製。
This document is issued by the Company subject to its General Conditions of Service printed overleaf, available on request or accessible at http://www.sgs.com.tw/Terms-and-Conditions and for electronic format documents, subject to Terms and Conditions for Electronic Documents at http://www.sgs.com.tw/Terms-and-Conditions. Attention is drawn to the limitation of liability, indemnification and jurisdiction issues defined therein. Any holder of this document is advised that information contained hereon reflects the Company's findings at the time of its intervention only and within the limits of Client's instructions, if any. The Company's sole responsibility is to its Client and this document does not exonerate parties to a transaction from exercising all their rights and obligations under the transaction documents. This document cannot be reproduced except in full, without prior written approval of the Company. Any unauthorized alteration, forgery or falsification of the content or appearance of this document is unlawful and offenders may be prosecuted to the fullest extent of the law.

Hond-Bo
WLAN_6GHz_DSI0_MIMO

Band	Antenna	Position	Distance (mm)	Channel	Freq. (MHz)	Max. Rated Avg. Power + Max. Tolerance (dBm)	Measured Avg. Power (dBm)	Duty cycle scaling	Power scaling	Averaged SAR over 1g (W/kg)		Estimated APD W/m^2 (4cm^2)		ID
										Measured	Reported	Measured	Reported	
U-NII-5 6.2GHz 802.11be(320M)	Aux	Bottom Surface	0	31	6105	14.75	13.35	1.05	138.04%	0.409	0.591	2.96	4.274	-
	Main					14.75	14.65		102.33%					
U-NII-5 6.2GHz 802.11be(320M)	Aux	Bottom Surface	0	63	6265	14.75	12.80	1.05	156.68%	0.412	0.675	3.14	5.146	011
	Main					14.75	14.09		116.41%					
Band	Antenna	Position	Distance (mm)	Channel	Freq. (MHz)	Max. Rated Avg. Power + Max. Tolerance (dBm)	Measured Avg. Power (dBm)	Duty cycle scaling	Power scaling	Averaged SAR over 1g (W/kg)		Estimated APD W/m^2 (4cm^2)		ID
										Measured	Reported	Measured	Reported	
U-NII-6 6.5GHz 802.11be(320M)	Aux	Bottom Surface	0	95	6425	14.25	12.94	1.05	135.21%	0.238	0.344	1.8	2.599	012
	Main					14.25	12.85		138.04%					
Band	Antenna	Position	Distance (mm)	Channel	Freq. (MHz)	Max. Rated Avg. Power + Max. Tolerance (dBm)	Measured Avg. Power (dBm)	Duty cycle scaling	Power scaling	Averaged SAR over 1g (W/kg)		Estimated APD W/m^2 (4cm^2)		ID
										Measured	Reported	Measured	Reported	
U-NII-7 6.7GHz 802.11be(320M)	Aux	Bottom Surface	0	127	6585	14.00	13.45	1.05	113.50%	0.340	0.422	2.59	3.212	013
	Main					14.00	13.26		118.58%					
Band	Antenna	Position	Distance (mm)	Channel	Freq. (MHz)	Max. Rated Avg. Power + Max. Tolerance (dBm)	Measured Avg. Power (dBm)	Duty cycle scaling	Power scaling	Averaged SAR over 1g (W/kg)		Estimated APD W/m^2 (4cm^2)		ID
										Measured	Reported	Measured	Reported	
U-NII-8 7.0GHz 802.11be(320M)	Aux	Bottom Surface	0	191	6905	13.50	12.88	1.05	115.35%	0.302	0.460	2.23	3.395	014
	Main					13.50	11.87		145.55%					

WLAN_6GHz_DSI0_MIMO_Edge

Band	Antenna	Position	Distance (mm)	Channel	Freq. (MHz)	Max. Rated Avg. Power + Max. Tolerance (dBm)	Measured Avg. Power (dBm)	Duty cycle scaling	Power scaling	Averaged SAR over 1g (W/kg)		Estimated APD W/m^2 (4cm^2)		ID
										Measured	Reported	Measured	Reported	
U-NII-5 6.2GHz 802.11be(320M)	Aux	Edge Top	0	31	6105	14.75	13.35	1.05	138.04%	0.055	0.079	0.388	0.560	-
	Main					14.75	14.65		102.33%					
U-NII-5 6.2GHz 802.11be(320M)	Aux	Edge Top	0	63	6265	14.75	12.80	1.05	156.68%	0.072	0.118	0.536	0.878	040
	Main					14.75	14.09		116.41%					
U-NII-5 6.2GHz 802.11be(320M)	Aux	Edge Back	0	31	6105	14.75	13.35	1.05	138.04%	0.131	0.189	1.21	1.747	-
	Main					14.75	14.65		102.33%					
Band	Antenna	Position	Distance (mm)	Channel	Freq. (MHz)	Max. Rated Avg. Power + Max. Tolerance (dBm)	Measured Avg. Power (dBm)	Duty cycle scaling	Power scaling	Averaged SAR over 1g (W/kg)		Estimated APD W/m^2 (4cm^2)		ID
										Measured	Reported	Measured	Reported	
U-NII-6 6.5GHz 802.11be(320M)	Aux	Edge Top	0	95	6425	14.25	12.94	1.05	135.21%	0.042	0.061	0.473	0.683	-
	Main					14.25	12.85		138.04%					
U-NII-6 6.5GHz 802.11be(320M)	Aux	Edge Back	0	95	6425	14.25	12.94	1.05	135.21%	0.108	0.156	0.982	1.418	-
	Main					14.25	12.85		138.04%					
Band	Antenna	Position	Distance (mm)	Channel	Freq. (MHz)	Max. Rated Avg. Power + Max. Tolerance (dBm)	Measured Avg. Power (dBm)	Duty cycle scaling	Power scaling	Averaged SAR over 1g (W/kg)		Estimated APD W/m^2 (4cm^2)		ID
										Measured	Reported	Measured	Reported	
U-NII-7 6.7GHz 802.11be(320M)	Aux	Edge Top	0	127	6585	14.00	13.45	1.05	113.50%	0.048	0.060	0.396	0.491	-
	Main					14.00	13.26		118.58%					
U-NII-7 6.7GHz 802.11be(320M)	Aux	Edge Back	0	127	6585	14.00	13.45	1.05	113.50%	0.154	0.191	1.33	1.650	041
	Main					14.00	13.26		118.58%					
Band	Antenna	Position	Distance (mm)	Channel	Freq. (MHz)	Max. Rated Avg. Power + Max. Tolerance (dBm)	Measured Avg. Power (dBm)	Duty cycle scaling	Power scaling	Averaged SAR over 1g (W/kg)		Estimated APD W/m^2 (4cm^2)		ID
										Measured	Reported	Measured	Reported	
U-NII-8 7.0GHz 802.11be(320M)	Aux	Edge Top	0	191	6905	13.50	12.88	1.05	115.35%	0.032	0.049	0.299	0.455	-
	Main					13.50	11.87		145.55%					
U-NII-8 7.0GHz 802.11be(320M)	Aux	Edge Back	0	191	6905	13.50	12.88	1.05	115.35%	0.089	0.135	0.754	1.148	-
	Main					13.50	11.87		145.55%					

Unless otherwise stated the results shown in this test report refer only to the sample(s) tested and such sample(s) are retained for 90 days only.
除非另有說明，此報告結果僅對測試之樣品負責，同時此樣品僅保留90天。本報告未經本公司書面許可，不可部份複製。
This document is issued by the Company subject to its General Conditions of Service printed overleaf, available on request or accessible at http://www.sgs.com.tw/Terms-and-Conditions and for electronic format documents, subject to Terms and Conditions for Electronic Documents at http://www.sgs.com.tw/Terms-and-Conditions. Attention is drawn to the limitation of liability, indemnification and jurisdiction issues defined therein. Any holder of this document is advised that information contained hereon reflects the Company's findings at the time of its intervention only and within the limits of Client's instructions, if any. The Company's sole responsibility is to its Client and this document does not exonerate parties to a transaction from exercising all their rights and obligations under the transaction documents. This document cannot be reproduced except in full, without prior written approval of the Company. Any unauthorized alteration, forgery or falsification of the content or appearance of this document is unlawful and offenders may be prosecuted to the fullest extent of the law.

Speed
WLAN_6GHz_DSI0_MIMO

Band	Antenna	Position	Distance (mm)	Channel	Freq. (MHz)	Max. Rated Avg. Power + Max. Tolerance (dBm)	Measured Avg. Power (dBm)	Duty cycle scaling	Power scaling	Averaged SAR over 1g (W/kg)		Estimated APD W/m^2 (4cm^2)		ID
										Measured	Reported	Measured	Reported	
U-NII-5 6.2GHz 802.11be(320M)	Aux	Bottom Surface	0	31	6105	14.75	13.32	1.05	139.00%	0.548	0.797	3.39	4.929	030
	Main					14.75	14.51		105.68%					
U-NII-5 6.2GHz 802.11be(320M)	Aux	Bottom Surface	0	63	6265	14.75	12.88	1.05	153.82%	0.473	0.761	2.51	4.038	-
	Main					14.75	14.04		117.76%					
Band	Antenna	Position	Distance (mm)	Channel	Freq. (MHz)	Max. Rated Avg. Power + Max. Tolerance (dBm)	Measured Avg. Power (dBm)	Duty cycle scaling	Power scaling	Averaged SAR over 1g (W/kg)		Estimated APD W/m^2 (4cm^2)		ID
										Measured	Reported	Measured	Reported	
U-NII-6 6.5GHz 802.11be(320M)	Aux	Bottom Surface	0	95	6425	14.25	12.63	1.05	145.21%	0.436	0.662	2.98	4.526	031
	Main					14.25	12.69		143.22%					
Band	Antenna	Position	Distance (mm)	Channel	Freq. (MHz)	Max. Rated Avg. Power + Max. Tolerance (dBm)	Measured Avg. Power (dBm)	Duty cycle scaling	Power scaling	Averaged SAR over 1g (W/kg)		Estimated APD W/m^2 (4cm^2)		ID
										Measured	Reported	Measured	Reported	
U-NII-7 6.7GHz 802.11be(320M)	Aux	Bottom Surface	0	127	6585	14.00	13.24	1.05	119.12%	0.494	0.628	3.42	4.351	032
	Main					14.00	13.15		121.62%					
Band	Antenna	Position	Distance (mm)	Channel	Freq. (MHz)	Max. Rated Avg. Power + Max. Tolerance (dBm)	Measured Avg. Power (dBm)	Duty cycle scaling	Power scaling	Averaged SAR over 1g (W/kg)		Estimated APD W/m^2 (4cm^2)		ID
										Measured	Reported	Measured	Reported	
U-NII-8 7.0GHz 802.11be(320M)	Aux	Bottom Surface	0	191	6905	13.50	12.71	1.05	119.95%	0.402	0.662	2.71	4.462	033
	Main					13.50	11.53		157.40%					

WLAN_6GHz_DSI0_MIMO_Edge

Band	Antenna	Position	Distance (mm)	Channel	Freq. (MHz)	Max. Rated Avg. Power + Max. Tolerance (dBm)	Measured Avg. Power (dBm)	Duty cycle scaling	Power scaling	Averaged SAR over 1g (W/kg)		Estimated APD W/m^2 (4cm^2)		ID
										Measured	Reported	Measured	Reported	
U-NII-5 6.2GHz 802.11be(320M)	Aux	Edge Top	0	31	6105	14.75	13.32	1.05	139.00%	0.018	0.026	0.096	0.140	-
	Main					14.75	14.51		105.68%					
U-NII-5 6.2GHz 802.11be(320M)	Aux	Edge Top	0	63	6265	14.75	12.88	1.05	153.82%	0.023	0.037	0.187	0.301	-
	Main					14.75	14.04		117.76%					
U-NII-5 6.2GHz 802.11be(320M)	Aux	Edge Back	0	31	6105	14.75	13.32	1.05	139.00%	0.091	0.132	0.836	1.215	-
	Main					14.75	14.51		105.68%					
Band	Antenna	Position	Distance (mm)	Channel	Freq. (MHz)	Max. Rated Avg. Power + Max. Tolerance (dBm)	Measured Avg. Power (dBm)	Duty cycle scaling	Power scaling	Averaged SAR over 1g (W/kg)		Estimated APD W/m^2 (4cm^2)		ID
										Measured	Reported	Measured	Reported	
U-NII-6 6.5GHz 802.11be(320M)	Aux	Edge Top	0	95	6425	14.25	12.63	1.05	145.21%	0.015	0.023	0.088	0.134	-
	Main					14.25	12.69		143.22%					
U-NII-6 6.5GHz 802.11be(320M)	Aux	Edge Back	0	95	6425	14.25	12.63	1.05	145.21%	0.073	0.111	0.701	1.065	-
	Main					14.25	12.69		143.22%					
Band	Antenna	Position	Distance (mm)	Channel	Freq. (MHz)	Max. Rated Avg. Power + Max. Tolerance (dBm)	Measured Avg. Power (dBm)	Duty cycle scaling	Power scaling	Averaged SAR over 1g (W/kg)		Estimated APD W/m^2 (4cm^2)		ID
										Measured	Reported	Measured	Reported	
U-NII-7 6.7GHz 802.11be(320M)	Aux	Edge Top	0	127	6585	14.00	13.24	1.05	119.12%	0.030	0.038	0.285	0.363	-
	Main					14.00	13.15		121.62%					
U-NII-7 6.7GHz 802.11be(320M)	Aux	Edge Back	0	127	6585	14.00	13.24	1.05	119.12%	0.079	0.100	0.59	0.751	-
	Main					14.00	13.15		121.62%					
Band	Antenna	Position	Distance (mm)	Channel	Freq. (MHz)	Max. Rated Avg. Power + Max. Tolerance (dBm)	Measured Avg. Power (dBm)	Duty cycle scaling	Power scaling	Averaged SAR over 1g (W/kg)		Estimated APD W/m^2 (4cm^2)		ID
										Measured	Reported	Measured	Reported	
U-NII-8 7.0GHz 802.11be(320M)	Aux	Edge Top	0	191	6905	13.50	12.71	1.05	119.95%	0.025	0.041	0.184	0.303	-
	Main					13.50	11.53		157.40%					
U-NII-8 7.0GHz 802.11be(320M)	Aux	Edge Back	0	191	6905	13.50	12.71	1.05	119.95%	0.061	0.100	0.428	0.705	-
	Main					13.50	11.53		157.40%					

Note:
Reported SAR = measured SAR * Power scaling * Duty cycle scaling

Unless otherwise stated the results shown in this test report refer only to the sample(s) tested and such sample(s) are retained for 90 days only.
除非另有說明，此報告結果僅對測試之樣品負責，同時此樣品僅保留90天。本報告未經本公司書面許可，不可部份複製。
This document is issued by the Company subject to its General Conditions of Service printed overleaf, available on request or accessible at http://www.sgs.com.tw/Terms-and-Conditions and for electronic format documents, subject to Terms and Conditions for Electronic Documents at http://www.sgs.com.tw/Terms-and-Conditions. Attention is drawn to the limitation of liability, indemnification and jurisdiction issues defined therein. Any holder of this document is advised that information contained hereon reflects the Company's findings at the time of its intervention only and within the limits of Client's instructions, if any. The Company's sole responsibility is to its Client and this document does not exonerate parties to a transaction from exercising all their rights and obligations under the transaction documents. This document cannot be reproduced except in full, without prior written approval of the Company. Any unauthorized alteration, forgery or falsification of the content or appearance of this document is unlawful and offenders may be prosecuted to the fullest extent of the law.

8.3 Summary of PD Results

Hond-Bo
WLAN_6GHz-PD_DSI0_MIMO

Band	Antenna	Position	Distance (mm)	Channel	Freq. (MHz)	Max. Rated Avg. Power + Max. Tolerance (dBm)	Measured Avg. Power (dBm)	Tune-up Scaling	Duty cycle scaling	Measurement uncertainty	PD result(4cm)				ID
											Measured Total psPD (W/m^2)	Reported Total psPD (W/m^2)	Measured Normal psPD (W/m^2)	Reported Normal psPD (W/m^2)	
U-NII-5 6.2GHz 802.11be(320M)	MIMO	Bottom Surface	2	31	6105	14.75	13.35	138.04%	1.05	1.55	3.950	8.840	3.500	7.833	015
	MIMO					14.75	14.65	102.33%							
	MIMO	Bottom Surface	2	63	6265	14.75	12.80	156.68%	1.05	1.55	3.630	9.221	3.260	8.281	016
	MIMO					14.75	14.09	116.41%							
U-NII-6 6.5GHz 802.11be(320M)	MIMO	Bottom Surface	2	95	6425	14.25	12.94	135.21%	1.05	1.55	3.150	7.050	2.530	5.662	017
	MIMO					14.25	12.85	138.04%							
U-NII-7 6.7GHz 802.11be(320M)	MIMO	Bottom Surface	2	127	6585	14.00	13.45	113.50%	1.05	1.55	3.890	7.478	3.560	6.844	018
	MIMO					14.00	13.26	118.58%							
U-NII-8 7.0GHz 802.11be(320M)	MIMO	Bottom Surface	2	191	6905	13.50	12.88	115.35%	1.05	1.55	3.480	8.212	3.180	7.504	019
	MIMO					13.50	11.87	145.55%							

WLAN_6GHz-PD_DSI0_MIMO_Edge

Band	Antenna	Position	Distance (mm)	Channel	Freq. (MHz)	Max. Rated Avg. Power + Max. Tolerance (dBm)	Measured Avg. Power (dBm)	Tune-up Scaling	Duty cycle scaling	Measurement uncertainty	PD result(4cm)				ID
											Measured Total psPD (W/m^2)	Reported Total psPD (W/m^2)	Measured Normal psPD (W/m^2)	Reported Normal psPD (W/m^2)	
U-NII-5 6.2GHz 802.11be(320M)	MIMO	Edge Top	2	31	6105	14.75	13.35	138.04%	1.05	1.55	0.827	1.851	0.791	1.770	045
	MIMO					14.75	14.65	102.33%							
	MIMO	Edge Top	2	63	6265	14.75	12.80	156.68%	1.05	1.55	0.787	1.999	0.748	1.900	046
	MIMO					14.75	14.09	116.41%							
U-NII-6 6.5GHz 802.11be(320M)	MIMO	Edge Top	2	95	6425	14.25	12.94	135.21%	1.05	1.55	0.982	2.198	0.795	1.779	047
	MIMO					14.25	12.85	138.04%							
U-NII-7 6.7GHz 802.11be(320M)	MIMO	Edge Top	2	127	6585	14.00	13.45	113.50%	1.05	1.55	0.768	1.476	0.666	1.280	048
	MIMO					14.00	13.26	118.58%							
U-NII-8 7.0GHz 802.11be(320M)	MIMO	Edge Top	2	191	6905	13.50	12.88	115.35%	1.05	1.55	0.724	1.708	0.696	1.642	049
	MIMO					13.50	11.87	145.55%							
Band	Antenna	Position	Distance (mm)	Channel	Freq. (MHz)	Max. Rated Avg. Power + Max. Tolerance (dBm)	Measured Avg. Power (dBm)	Tune-up Scaling	Duty cycle scaling	Measurement uncertainty	PD result(4cm)				ID
											Measured Total psPD (W/m^2)	Reported Total psPD (W/m^2)	Measured Normal psPD (W/m^2)	Reported Normal psPD (W/m^2)	
U-NII-5 6.2GHz 802.11be(320M)	MIMO	Edge Back	2	31	6105	14.75	13.35	138.04%	1.05	1.55	3.410	7.632	3.260	7.296	050
	MIMO					14.75	14.65	102.33%							
	MIMO	Edge Back	2	63	6265	14.75	12.80	156.68%	1.05	1.55	2.300	5.842	2.160	5.487	051
	MIMO					14.75	14.09	116.41%							
U-NII-6 6.5GHz 802.11be(320M)	MIMO	Edge Back	2	95	6425	14.25	12.94	135.21%	1.05	1.55	2.360	5.282	2.180	4.879	052
	MIMO					14.25	12.85	138.04%							
U-NII-7 6.7GHz 802.11be(320M)	MIMO	Edge Back	2	127	6585	14.00	13.45	113.50%	1.05	1.55	2.890	5.556	2.570	4.941	053
	MIMO					14.00	13.26	118.58%							
U-NII-8 7.0GHz 802.11be(320M)	MIMO	Edge Back	2	191	6905	13.50	12.88	115.35%	1.05	1.55	2.080	4.908	1.780	4.200	054
	MIMO					13.50	11.87	145.55%							

Unless otherwise stated the results shown in this test report refer only to the sample(s) tested and such sample(s) are retained for 90 days only.
除非另有說明，此報告結果僅對測試之樣品負責，同時此樣品僅保留90天。本報告未經本公司書面許可，不可部份複製。
This document is issued by the Company subject to its General Conditions of Service printed overleaf, available on request or accessible at http://www.sgs.com.tw/Terms-and-Conditions and for electronic format documents, subject to Terms and Conditions for Electronic Documents at http://www.sgs.com.tw/Terms-and-Conditions. Attention is drawn to the limitation of liability, indemnification and jurisdiction issues defined therein. Any holder of this document is advised that information contained hereon reflects the Company's findings at the time of its intervention only and within the limits of Client's instructions, if any. The Company's sole responsibility is to its Client and this document does not exonerate parties to a transaction from exercising all their rights and obligations under the transaction documents. This document cannot be reproduced except in full, without prior written approval of the Company. Any unauthorized alteration, forgery or falsification of the content or appearance of this document is unlawful and offenders may be prosecuted to the fullest extent of the law.

Speed

WLAN_6GHz-PD_DSI0_MIMO

Band	Antenna	Position	Distance (mm)	Channel	Freq. (MHz)	Max. Rated Avg. Power + Max. Tolerance (dBm)	Measured Avg. Power (dBm)	Tune-up Scaling	Duty cycle scaling	Measurement uncertainty	PD result(4cm)				ID
											Measured Total psPD (W/m^2)	Reported Total psPD (W/m^2)	Measured Normal psPD (W/m^2)	Reported Normal psPD (W/m^2)	
U-NII-5 6.2GHz 802.11be(320M)	MIMO	Bottom Surface	2	31	6105	14.75	13.32	139.00%	1.05	1.55	3.010	6.783	2.530	5.701	034
	MIMO					14.75	14.51	105.68%							
	MIMO	Bottom Surface	2	63	6265	14.75	12.88	153.82%	1.05	1.55	3.210	8.005	2.740	6.833	035
	MIMO					14.75	14.04	117.76%							
U-NII-6 6.5GHz 802.11be(320M)	MIMO	Bottom Surface	2	95	6425	14.25	12.63	145.21%	1.05	1.55	3.830	9.017	3.260	7.675	036
	MIMO					14.25	12.69	143.22%							
U-NII-7 6.7GHz 802.11be(320M)	MIMO	Bottom Surface	2	127	6585	14.00	13.24	119.12%	1.05	1.55	3.760	7.414	3.110	6.132	037
	MIMO					14.00	13.15	121.62%							
U-NII-8 7.0GHz 802.11be(320M)	MIMO	Bottom Surface	2	191	6905	13.50	12.71	119.95%	1.05	1.55	3.330	8.498	2.810	7.171	038
	MIMO					13.50	11.53	157.40%							

WLAN_6GHz-PD_DSI0_MIMO_Edge

Band	Antenna	Position	Distance (mm)	Channel	Freq. (MHz)	Max. Rated Avg. Power + Max. Tolerance (dBm)	Measured Avg. Power (dBm)	Tune-up Scaling	Duty cycle scaling	Measurement uncertainty	PD result(4cm)				ID
											Measured Total psPD (W/m^2)	Reported Total psPD (W/m^2)	Measured Normal psPD (W/m^2)	Reported Normal psPD (W/m^2)	
U-NII-5 6.2GHz 802.11be(320M)	MIMO	Edge Top	2	31	6105	14.75	13.32	139.00%	1.05	1.55	0.682	1.537	0.659	1.485	-
	MIMO					14.75	14.51	105.68%							
	MIMO	Edge Top	2	63	6265	14.75	12.88	153.82%	1.05	1.55	0.570	1.421	0.558	1.392	-
	MIMO					14.75	14.04	117.76%							
U-NII-6 6.5GHz 802.11be(320M)	MIMO	Edge Top	2	95	6425	14.25	12.63	145.21%	1.05	1.55	0.898	2.114	0.712	1.676	-
	MIMO					14.25	12.69	143.22%							
U-NII-7 6.7GHz 802.11be(320M)	MIMO	Edge Top	2	127	6585	14.00	13.24	119.12%	1.05	1.55	0.617	1.217	0.503	0.992	-
	MIMO					14.00	13.15	121.62%							
U-NII-8 7.0GHz 802.11be(320M)	MIMO	Edge Top	2	191	6905	13.50	12.71	119.95%	1.05	1.55	0.483	1.233	0.336	0.857	-
	MIMO					13.50	11.53	157.40%							
Band	Antenna	Position	Distance (mm)	Channel	Freq. (MHz)	Max. Rated Avg. Power + Max. Tolerance (dBm)	Measured Avg. Power (dBm)	Tune-up Scaling	Duty cycle scaling	Measurement uncertainty	PD result(4cm)				ID
											Measured Total psPD (W/m^2)	Reported Total psPD (W/m^2)	Measured Normal psPD (W/m^2)	Reported Normal psPD (W/m^2)	
U-NII-5 6.2GHz 802.11be(320M)	MIMO	Edge Back	2	31	6105	14.75	13.32	139.00%	1.05	1.55	2.140	4.823	2.010	4.530	-
	MIMO					14.75	14.51	105.68%							
	MIMO	Edge Back	2	63	6265	14.75	12.88	153.82%	1.05	1.55	1.970	4.913	1.850	4.614	-
	MIMO					14.75	14.04	117.76%							
U-NII-6 6.5GHz 802.11be(320M)	MIMO	Edge Back	2	95	6425	14.25	12.63	145.21%	1.05	1.55	1.360	3.202	1.210	2.849	-
	MIMO					14.25	12.69	143.22%							
U-NII-7 6.7GHz 802.11be(320M)	MIMO	Edge Back	2	127	6585	14.00	13.24	119.12%	1.05	1.55	1.580	3.115	1.430	2.820	-
	MIMO					14.00	13.15	121.62%							
U-NII-8 7.0GHz 802.11be(320M)	MIMO	Edge Back	2	191	6905	13.50	12.71	119.95%	1.05	1.55	1.620	4.134	1.490	3.802	-
	MIMO					13.50	11.53	157.40%							

Note:
Reported PD = measured PD * Power scaling * Duty cycle scaling * Uncertainty scaling

8.4 Reporting statements of conformity

The conformity statement in this report is based solely on the test results, measurement uncertainty is excluded.

8.5 Conclusion

The device is compliant because all the standalone results are less than their corresponding criteria.

Unless otherwise stated the results shown in this test report refer only to the sample(s) tested and such sample(s) are retained for 90 days only.
除非另有說明，此報告結果僅對測試之樣品負責，同時此樣品僅保留90天。本報告未經本公司書面許可，不可部份複製。
This document is issued by the Company subject to its General Conditions of Service printed overleaf, available on request or accessible at http://www.sgs.com.tw/Terms-and-Conditions and for electronic format documents, subject to Terms and Conditions for Electronic Documents at http://www.sgs.com.tw/Terms-and-Conditions. Attention is drawn to the limitation of liability, indemnification and jurisdiction issues defined therein. Any holder of this document is advised that information contained hereon reflects the Company's findings at the time of its intervention only and within the limits of Client's instructions, if any. The Company's sole responsibility is to its Client and this document does not exonerate parties to a transaction from exercising all their rights and obligations under the transaction documents. This document cannot be reproduced except in full, without prior written approval of the Company. Any unauthorized alteration, forgery or falsification of the content or appearance of this document is unlawful and offenders may be prosecuted to the fullest extent of the law.

9 SIMULTANEOUS TRANSMISSION ANALYSIS

9.1 Simultaneous Transmission Scenarios:

Simultaneous Transmit Configurations	Body
WLAN 5GHz Aux + WLAN 5GHz Main + BT Aux	Yes
WLAN 5GHz Aux + WLAN 5GHz Main + BT Main	Yes
WLAN 5GHz Aux + WLAN 5GHz Main + BT Aux + BT Main	Yes
WLAN 6GHz Aux + WLAN 6GHz Main + BT Aux	Yes
WLAN 6GHz Aux + WLAN 6GHz Main + BT Main	Yes
WLAN 6GHz Aux + WLAN 6GHz Main + BT Aux + BT Main	Yes
WLAN 2.4GHz Aux + BT Main	Yes
WLAN 2.4GHz Main + BT Aux	Yes
WLAN 2.4GHz Aux + WLAN 2.4GHz Main + WLAN 5GHz Aux + WLAN 5GHz Main	Yes
WLAN 2.4GHz Aux + WLAN 2.4GHz Main + WLAN 6GHz Aux + WLAN 6GHz Main	Yes

Qualcomm Qualcomm® FastConnect™ Time Averaged SAR (TAS) supports time-averaged transmission for WLAN radio only. If device supports radios other than WLAN (managed by Qualcomm Qualcomm® FastConnect™ Time Averaged SAR (TAS)), then below simultaneous transmission analysis should be followed.

Simultaneous transmission with radios under Qualcomm® FastConnect™ Time Averaged SAR (TAS)

Simultaneous transmissions of WLAN radios managed by Qualcomm Qualcomm® FastConnect™ Time Averaged SAR (TAS) is verified using tests described in part 2 TAS Time Varying Validation report.

For a total of 100% exposure margin (i.e., SAR_{target} + device uncertainty) allocated to Qualcomm® FastConnect™ Time Averaged SAR (TAS), if one WLAN radio uses x%, then the exposure margin left for second WLAN radio is capped by Qualcomm® FastConnect™ Time Averaged SAR (TAS) to (100-x)%. Thus, the total exposure for all WLAN radios is capped by Qualcomm® FastConnect™ Time Averaged SAR (TAS) ≤ SAR_{target} + device uncertainty.

Simultaneous transmission with external radio and Qualcomm® FastConnect™ Time Averaged SAR (TAS) radio

Reported SAR for single WLAN radios in Part 1 report may be lower than "SAR_{target} + device uncertainty", in which case, FastConnect will allocate remaining margin to other WLAN radios in simultaneous scenario within FastConnect. Therefore, maximum reported SAR of single WLAN radios in Part 1 report should NOT be used in TER calculations with external radios. Instead, since the total exposure for all WLAN radios is capped by Qualcomm® FastConnect™ Time Averaged SAR (TAS) ≤ SARtarget + device uncertainty, this level of "SAR_{target} + device uncertainty" must be used as WLAN FastConnect exposure during TER calculations with external radios (e.g., BT or WWAN).

Unless otherwise stated the results shown in this test report refer only to the sample(s) tested and such sample(s) are retained for 90 days only.
除非另有說明，此報告結果僅對測試之樣品負責，同時此樣品僅保留90天。本報告未經本公司書面許可，不可部份複製。
This document is issued by the Company subject to its General Conditions of Service printed overleaf, available on request or accessible at http://www.sgs.com.tw/Terms-and-Conditions and for electronic format documents, subject to Terms and Conditions for Electronic Documents at http://www.sgs.com.tw/Terms-and-Conditions. Attention is drawn to the limitation of liability, indemnification and jurisdiction issues defined therein. Any holder of this document is advised that information contained hereon reflects the Company's findings at the time of its intervention only and within the limits of Client's instructions, if any. The Company's sole responsibility is to its Client and this document does not exonerate parties to a transaction from exercising all their rights and obligations under the transaction documents. This document cannot be reproduced except in full, without prior written approval of the Company. Any unauthorized alteration, forgery or falsification of the content or appearance of this document is unlawful and offenders may be prosecuted to the fullest extent of the law.

Simultaneous transmission analysis between Qualcomm® FastConnect™ Time Averaged SAR (TAS) managed WLAN radios and external radio(s) can be demonstrated as the following:

Unless otherwise stated the results shown in this test report refer only to the sample(s) tested and such sample(s) are retained for 90 days only.
除非另有說明，此報告結果僅對測試之樣品負責，同時此樣品僅保留90天。本報告未經本公司書面許可，不可部份複製。
This document is issued by the Company subject to its General Conditions of Service printed overleaf, available on request or accessible at http://www.sgs.com.tw/Terms-and-Conditions and for electronic format documents, subject to Terms and Conditions for Electronic Documents at http://www.sgs.com.tw/Terms-and-Conditions. Attention is drawn to the limitation of liability, indemnification and jurisdiction issues defined therein. Any holder of this document is advised that information contained hereon reflects the Company's findings at the time of its intervention only and within the limits of Client's instructions, if any. The Company's sole responsibility is to its Client and this document does not exonerate parties to a transaction from exercising all their rights and obligations under the transaction documents. This document cannot be reproduced except in full, without prior written approval of the Company. Any unauthorized alteration, forgery or falsification of the content or appearance of this document is unlawful and offenders may be prosecuted to the fullest extent of the law.

Static allocation of RF exposure margin among radios

RF exposure margin is pre-allocated among different radios. This pre-allocated exposure margin is never exceeded by each radio irrespective of transmission scenario, i.e., whether it is in standalone transmission or in simultaneous transmission with other radios. For example, if Qualcomm® FastConnect™ Time Averaged SAR (TAS) enabled WLAN device also supports other radio(s), and each radio has below pre-allocation of exposure margin:

- TER of Qualcomm® FastConnect™ Time Averaged SAR (TAS) WLAN (irrespective of whether other radios are transmitting) < a
- TER of external radios (irrespective of whether WLAN is transmitting) < b

Then, sum of exposures from all radios must be less than the regulatory limit for the total RF exposure compliance, i.e., a + b ≤ 1.0-.

Simultaneous transmission calculation for this device:
The total exposure for all WLAN radios managed by Qualcomm® FastConnect™ Time Averaged SAR (TAS) ≤ SARtarget + device
uncertainty = 1.2W/kg of 1gSAR. Total normalized exposure = a = (1.2 W/kg)/(regulatory limit of 1.6W/kg) = 0.75
The only external radio supported by this device is BT. The reported SAR of BT = 0.324W/kg for DSI0 (i.e., = 0.324/1.6 = 0.203 normalized exposure ratio).
Simultaneous transmission analysis for this device is given by:

Hong-Bo

Table 6-7 Simultaneous transmission analysis

	1		2		1+2	
DSI	WLAN total exposure		Bluetooth (W/kg)		Simultaneous transmission	
	SAR(W/kg)	TER	SAR(W/kg)	TER	(W/kg)	TER
0	1.2	0.750	0.324	0.203	1.524	0.953

Speed

Table 6-7 Simultaneous transmission analysis

	1		2		1+2	
DSI	WLAN total exposure		Bluetooth (W/kg)		Simultaneous transmission	
	SAR(W/kg)	TER	SAR(W/kg)	TER	(W/kg)	TER
0	1.2	0.750	0.178	0.111	1.378	0.861

Unless otherwise stated the results shown in this test report refer only to the sample(s) tested and such sample(s) are retained for 90 days only.
除非另有說明，此報告結果僅對測試之樣品負責，同時此樣品僅保留90天。本報告未經本公司書面許可，不可部份複製。
This document is issued by the Company subject to its General Conditions of Service printed overleaf, available on request or accessible at http://www.sgs.com.tw/Terms-and-Conditions and for electronic format documents, subject to Terms and Conditions for Electronic Documents at http://www.sgs.com.tw/Terms-and-Conditions. Attention is drawn to the limitation of liability, indemnification and jurisdiction issues defined therein. Any holder of this document is advised that information contained hereon reflects the Company's findings at the time of its intervention only and within the limits of Client's instructions, if any. The Company's sole responsibility is to its Client and this document does not exonerate parties to a transaction from exercising all their rights and obligations under the transaction documents. This document cannot be reproduced except in full, without prior written approval of the Company. Any unauthorized alteration, forgery or falsification of the content or appearance of this document is unlawful and offenders may be prosecuted to the fullest extent of the law.

9.2 Estimated SAR calculation

According to KDB447498 D01v06 – When standalone SAR test exclusion applies to an antenna that transmits simultaneously with other antennas, the standalone SAR must be estimated according to following to determine simultaneous transmission SAR test exclusion:

$$\text{Estimated SAR} = \frac{\text{Max. tune up power (mW)}}{\text{Min. test separation distance(mm)}} \times \frac{\sqrt{\text{f(GHz)}}}{7.5}$$

If the minimum test separation distance is < 5mm, a distance of 5mm is used for estimated SAR calculation. When the test separation distance is >50mm, the 0.4W/kg is used for SAR-1g.

9.3 SPLSR evaluation and analysis

Per KDB447498D01, when the sum of SAR is larger than the limit, SAR test exclusion is determined by the SAR sum to peak location separation ratio(SPLSR).

The simultaneous transmitting antennas in each operating mode and exposure condition combination must be considered one pair at a time to determine the SAR to peak location separation ratio to qualify for test exclusion.

The ratio is determined by **(SAR1 + SAR2)^1.5/Ri**, rounded to two decimal digits, and must be **≤ 0.04** for all antenna pairs in the configuration to qualify for 1-g SAR test exclusion.

SAR1 and SAR2 are the highest reported or estimated SAR for each antenna in the pair, and Ri is the separation distance between the peak SAR locations for the antenna pair in mm.

When standalone test exclusion applies, SAR is estimated; the peak location is assumed to be at the feed-point or geometric center of the antenna.

9.4 Conclusion

The simultaneous transmission is compliant because both SAR sum and/or SPLSR are less than their corresponding criteria.

Unless otherwise stated the results shown in this test report refer only to the sample(s) tested and such sample(s) are retained for 90 days only.
除非另有說明，此報告結果僅對測試之樣品負責，同時此樣品僅保留90天。本報告未經本公司書面許可，不可部份複製。
This document is issued by the Company subject to its General Conditions of Service printed overleaf, available on request or accessible at http://www.sgs.com.tw/Terms-and-Conditions and for electronic format documents, subject to Terms and Conditions for Electronic Documents at http://www.sgs.com.tw/Terms-and-Conditions. Attention is drawn to the limitation of liability, indemnification and jurisdiction issues defined therein. Any holder of this document is advised that information contained hereon reflects the Company's findings at the time of its intervention only and within the limits of Client's instructions, if any. The Company's sole responsibility is to its Client and this document does not exonerate parties to a transaction from exercising all their rights and obligations under the transaction documents. This document cannot be reproduced except in full, without prior written approval of the Company. Any unauthorized alteration, forgery or falsification of the content or appearance of this document is unlawful and offenders may be prosecuted to the fullest extent of the law.

10 INSTRUMENTS LIST

Equipment List					
Manufacturer	Device	Type	Serial number	Date of last calibration	Date of next calibration
SPEAG	Data acquisition Electronics	DAE4	1336	Aug/22/2023	Aug/21/2024
SPEAG	Dosimetric E-Field Probe	EX3DV4	7509	Apr/26/2023	Apr/25/2024
SPEAG	E-field Probe for Near Field Application	EUmmWV4	9643	Aug/04/2023	Aug/03/2024
SPEAG	System Validation Dipole	D2450V2	727	Apr/25/2023	Apr/24/2024
SPEAG	System Validation Dipole	D5GHzV2	1023	Jan/24/2024	Jan/23/2025
SPEAG	System Validation Dipole	D6.5GHzV2	1006	Aug/16/2023	Aug/15/2024
SPEAG	System Validation Dipole	D7GHzV2	1007	Aug/16/2023	Aug/15/2024
SPEAG	5G Verification Source 10GHz	5G-Veri10	1070	Aug/08/2023	Aug/07/2024
SPEAG	Dielectric Assessment Kit	DAKS-3.5	1053	Feb/21/2024	Feb/20/2025
R&S	MXG Analog Signal Generator	SMB100A03	182012	May/23/2023	May/22/2024
Agilent	Dual-directional coupler	772D	MY46151258	Sep/26/2023	Sep/25/2024
Agilent	Dual-directional coupler	778D	MY46151242	Sep/26/2023	Sep/25/2024
EMCI	Amplifier	EMC 074225P	980155	Calibration not required	Calibration not required
EMCI	Amplifier	EMC 2830P	980156	Calibration not required	Calibration not required
R&S	Power Sensor	NRP18S	109065	Oct/23/2023	Oct/22/2024
R&S	Power Meter	NRX	102034	Dec/13/2023	Dec/12/2024
R&S	Power Sensor	NRP18S	101974	Nov/21/2023	Nov/20/2024
SPEAG	Software	DASY 6 V16.0.2.136	N/A	Calibration not required	Calibration not required
SPEAG	Software	DASY 52 V52.10.4.1527	N/A	Calibration not required	Calibration not required
SPEAG	Software	DASY 6 mmWave V2.4.2.62	N/A	Calibration not required	Calibration not required
SPEAG	Phantom	ELI	N/A	Calibration not required	Calibration not required
SPEAG	Phantom	mmWave Phantom	N/A	Calibration not required	Calibration not required
TECPEL	Digital thermometer	DTM-303A	TP131515	Jun/02/2023	Jun/01/2024

Unless otherwise stated the results shown in this test report refer only to the sample(s) tested and such sample(s) are retained for 90 days only.
除非另有說明，此報告結果僅對測試之樣品負責，同時此樣品僅保留90天。本報告未經本公司書面許可，不可部份複製。
This document is issued by the Company subject to its General Conditions of Service printed overleaf, available on request or accessible at http://www.sgs.com.tw/Terms-and-Conditions and for electronic format documents, subject to Terms and Conditions for Electronic Documents at http://www.sgs.com.tw/Terms-and-Conditions. Attention is drawn to the limitation of liability, indemnification and jurisdiction issues defined therein. Any holder of this document is advised that information contained hereon reflects the Company's findings at the time of its intervention only and within the limits of Client's instructions, if any. The Company's sole responsibility is to its Client and this document does not exonerate parties to a transaction from exercising all their rights and obligations under the transaction documents. This document cannot be reproduced except in full, without prior written approval of the Company. Any unauthorized alteration, forgery or falsification of the content or appearance of this document is unlawful and offenders may be prosecuted to the fullest extent of the law.

Equipment List					
Manufacturer	**Device**	**Type**	**Serial number**	**Date of last calibration**	**Date of next calibration**
SPEAG	Data acquisition Electronics	DAE4	1336	Aug/22/2023	Aug/21/2024
SPEAG	E-field Probe for Near Field Application	EUmmWV4	9643	Aug/04/2023	Aug/03/2024
SPEAG	5G Verification Source 10GHz	5G-Veri10	1070	Aug/08/2023	Aug/07/2024
R&S	MXG Analog Signal Generator	SMB100A03	182012	May/23/2023	May/22/2024
Agilent	Dual-directional coupler	772D	MY46151258	Sep/26/2023	Sep/25/2024
Agilent	Dual-directional coupler	778D	MY46151242	Sep/26/2023	Sep/25/2024
EMCI	Amplifier	EMC 074225P	980155	Calibration not required	Calibration not required
EMCI	Amplifier	EMC 2830P	980156	Calibration not required	Calibration not required
R&S	Power Sensor	NRP18S	109065	Oct/23/2023	Oct/22/2024
R&S	Power Meter	NRX	102034	Dec/13/2023	Dec/12/2024
R&S	Power Sensor	NRP18S	101974	Nov/21/2023	Nov/20/2024
SPEAG	Phantom	mmWave Phantom	N/A	Calibration not required	Calibration not required
SPEAG	Software	DASY 6 mmWave V2.4.2.62	N/A	Calibration not required	Calibration not required
TECPEL	Digital thermometer	DTM-303A	TP131515	Jun/02/2023	Jun/01/2024

Unless otherwise stated the results shown in this test report refer only to the sample(s) tested and such sample(s) are retained for 90 days only.
除非另有說明，此報告結果僅對測試之樣品負責，同時此樣品僅保留90天。本報告未經本公司書面許可，不可部份複製。
This document is issued by the Company subject to its General Conditions of Service printed overleaf, available on request or accessible at http://www.sgs.com.tw/Terms-and-Conditions and for electronic format documents, subject to Terms and Conditions for Electronic Documents at http://www.sgs.com.tw/Terms-and-Conditions. Attention is drawn to the limitation of liability, indemnification and jurisdiction issues defined therein. Any holder of this document is advised that information contained hereon reflects the Company's findings at the time of its intervention only and within the limits of Client's instructions, if any. The Company's sole responsibility is to its Client and this document does not exonerate parties to a transaction from exercising all their rights and obligations under the transaction documents. This document cannot be reproduced except in full, without prior written approval of the Company. Any unauthorized alteration, forgery or falsification of the content or appearance of this document is unlawful and offenders may be prosecuted to the fullest extent of the law.

Equipment List					
Manufacturer	Device	Type	Serial number	Date of last calibration	Date of next calibration
SPEAG	Data acquisition Electronics	DAE4	1824	Aug/08/2023	Aug/07/2024
SPEAG	Dosimetric E-Field Probe	EX3DV4	7823	Aug/11/2023	Aug/10/2024
SPEAG	System Validation Dipole	D2450V2	727	Apr/25/2023	Apr/24/2024
SPEAG	System Validation Dipole	D5GHzV2	1349	Mar/20/2023	Mar/19/2024
SPEAG	System Validation Dipole	D6.5GHzV2	1006	Aug/16/2023	Aug/15/2024
SPEAG	System Validation Dipole	D7GHzV2	1007	Aug/16/2023	Aug/15/2024
SPEAG	Dielectric Assessment Kit	DAKS-3.5	1053	Feb/21/2024	Feb/20/2025
R&S	MXG Analog Signal Generator	SMB100A03	182012	May/23/2023	May/22/2024
Agilent	Dual-directional coupler	772D	MY46151258	Sep/26/2023	Sep/25/2024
Agilent	Dual-directional coupler	778D	MY46151242	Sep/26/2023	Sep/25/2024
EMCI	Amplifier	EMC 2830P	980156	Calibration not required	Calibration not required
R&S	Power Sensor	NRP18S	101974	Nov/21/2023	Nov/20/2024
R&S	Power Sensor	NRP18S	109066	Oct/23/2023	Oct/22/2024
R&S	Power Meter	NRX	105651	Nov/24/2023	Nov/23/2024
SPEAG	Software	DASY 8 V16.0.2.83	N/A	Calibration not required	Calibration not required
SPEAG	Phantom	ELI	N/A	Calibration not required	Calibration not required
TECPEL	Digital thermometer	DTM-303A	TP130074	Apr/28/2023	Apr/27/2024

Unless otherwise stated the results shown in this test report refer only to the sample(s) tested and such sample(s) are retained for 90 days only.
除非另有說明，此報告結果僅對測試之樣品負責，同時此樣品僅保留90天。本報告未經本公司書面許可，不可部份複製。
This document is issued by the Company subject to its General Conditions of Service printed overleaf, available on request or accessible at http://www.sgs.com.tw/Terms-and-Conditions and for electronic format documents, subject to Terms and Conditions for Electronic Documents at http://www.sgs.com.tw/Terms-and-Conditions. Attention is drawn to the limitation of liability, indemnification and jurisdiction issues defined therein. Any holder of this document is advised that information contained hereon reflects the Company's findings at the time of its intervention only and within the limits of Client's instructions, if any. The Company's sole responsibility is to its Client and this document does not exonerate parties to a transaction from exercising all their rights and obligations under the transaction documents. This document cannot be reproduced except in full, without prior written approval of the Company. Any unauthorized alteration, forgery or falsification of the content or appearance of this document is unlawful and offenders may be prosecuted to the fullest extent of the law.

Equipment List					
Manufacturer	Device	Type	Serial number	Date of last calibration	Date of next calibration
SPEAG	Data acquisition Electronics	DAE4	1719	Jan/17/2024	Jan/16/2025
SPEAG	Data acquisition Electronics	DAE4	1336	Aug/22/2023	Aug/21/2024
SPEAG	Dosimetric E-Field Probe	EX3DV4	7823	Aug/11/2023	Aug/10/2024
SPEAG	E-field Probe for Near Field Application	EUmmWV4	9643	Aug/04/2023	Aug/03/2024
SPEAG	E-field Probe for Near Field Application	EUmmWV3	9399	Jan/23/2024	Jan/22/2025
SPEAG	System Validation Dipole	D2450V2	728	Aug/28/2023	Aug/27/2024
SPEAG	System Validation Dipole	D5GHzV2	1023	Jan/24/2024	Jan/23/2025
SPEAG	System Validation Dipole	D6.5GHzV2	1006	Aug/16/2023	Aug/15/2024
SPEAG	System Validation Dipole	D7GHzV2	1007	Aug/16/2023	Aug/15/2024
SPEAG	5G Verification Source 10GHz	5G-Veri10	1070	Aug/08/2023	Aug/07/2024
SPEAG	5G Verification Source 10GHz	5G-Veri10	1021	Jan/17/2024	Jan/16/2025
SPEAG	Dielectric Assessment Kit	DAKS-3.5	1053	Feb/21/2024	Feb/20/2025
R&S	MXG Analog Signal Generator	SMB100A03	182012	May/23/2023	May/22/2024
Agilent	Dual-directional coupler	772D	MY46151258	Sep/26/2023	Sep/25/2024
Agilent	Dual-directional coupler	778D	MY46151242	Sep/26/2023	Sep/25/2024
EMCI	Amplifier	EMC 074225P	980155	Calibration not required	Calibration not required
EMCI	Amplifier	EMC 2830P	980156	Calibration not required	Calibration not required
R&S	Power Sensor	NRP18S	109065	Oct/23/2023	Oct/22/2024
R&S	Power Meter	NRX	102034	Dec/13/2023	Dec/12/2024
R&S	Power Sensor	NRP18S	101974	Nov/21/2023	Nov/20/2024
SPEAG	Software	DASY 8 V16.0.2.83	N/A	Calibration not required	Calibration not required
SPEAG	Software	DASY 6 mmWave V2.4.2.62	N/A	Calibration not required	Calibration not required
SPEAG	Phantom	mmWave Phantom	N/A	Calibration not required	Calibration not required
SPEAG	Phantom	ELI	N/A	Calibration not required	Calibration not required
TECPEL	Digital thermometer	DTM-303A	TP131515	Jun/02/2023	Jun/01/2024

Unless otherwise stated the results shown in this test report refer only to the sample(s) tested and such sample(s) are retained for 90 days only.
除非另有說明，此報告結果僅對測試之樣品負責，同時此樣品僅保留90天。本報告未經本公司書面許可，不可部份複製。
This document is issued by the Company subject to its General Conditions of Service printed overleaf, available on request or accessible at http://www.sgs.com.tw/Terms-and-Conditions and for electronic format documents, subject to Terms and Conditions for Electronic Documents at http://www.sgs.com.tw/Terms-and-Conditions. Attention is drawn to the limitation of liability, indemnification and jurisdiction issues defined therein. Any holder of this document is advised that information contained hereon reflects the Company's findings at the time of its intervention only and within the limits of Client's instructions, if any. The Company's sole responsibility is to its Client and this document does not exonerate parties to a transaction from exercising all their rights and obligations under the transaction documents. This document cannot be reproduced except in full, without prior written approval of the Company. Any unauthorized alteration, forgery or falsification of the content or appearance of this document is unlawful and offenders may be prosecuted to the fullest extent of the law.

11 UNCERTAINTY BUDGET

Measurement Uncertainty evaluation template for DUT SAR test (3-6G)

A	c	D	e		f	g	h=c * f / e	i=c * g / e	k
Source of Uncertainty	Tolerance/ Uncertainty	Probability Distributio	Div	Div Value	ci (1g)	ci (10g)	Standard uncertainty	Standard uncertainty	vi, or Veff
Measurement system									
Probe calibration	6.55%	N	1	1	1	1	6.55%	6.55%	∞
Isotropy , Axial	3.50%	R	√3	1.732	1	1	2.02%	2.02%	∞
Isotropy, Hemispherical	9.60%	R	√3	1.732	1	1	5.54%	5.54%	∞
Modulation Response	2.40%	R	√3	1.732	1	1	1.40%	1.40%	∞
Boundary Effect	1.00%	R	√3	1.732	1	1	0.58%	0.58%	∞
Linearity	4.70%	R	√3	1.732	1	1	2.71%	2.71%	∞
Detection Limits	1.00%	R	√3	1.732	1	1	0.58%	0.58%	∞
Readout Electronics	0.30%	N	1	1	1	1	0.30%	0.30%	∞
Response time	0.80%	R	√3	1.732	1	1	0.46%	0.46%	∞
Integration Time	2.60%	R	√3	1.732	1	1	1.50%	1.50%	∞
Measurement drift (class A evaluation)	1.75%	R	√3	1.732	1	1	1.01%	1.01%	∞
RF ambient condition - noise	3.00%	R	√3	1.732	1	1	1.73%	1.73%	∞
RF ambient conditions - reflections	3.00%	R	√3	1.732	1	1	1.73%	1.73%	∞
Probe positioner Mechanical restrictions	0.40%	R	√3	1.732	1	1	0.23%	0.23%	∞
Probe Positioning with respect to phantom shell	2.90%	R	√3	1.732	1	1	1.67%	1.67%	∞
Post-processing	1.00%	R	√3	1.732	1	1	0.58%	0.58%	∞
Max SAR Eval	1.00%	R	√3	1.732	1	1	0.58%	0.58%	∞
Test Sample related									
Test sample positioning	2.90%	N	1	1	1	1	2.90%	2.90%	M-1
Device Holder Uncertainty	3.60%	N	1	1	1	1	3.60%	3.60%	M-1
Drift of output power	5.00%	R	√3	1.732	1	1	2.89%	2.89%	∞
Phantom and Setup									
Phantom Uncertainty	4.00%	R	√3	1.732	1	1	2.31%	2.31%	∞
Liquid permittivity (mea.)	2.33%	N	1	1	0.64	0.43	1.49%	1.00%	M
Liquid Conductivity (mea.)	3.44%	N	1	1	0.6	0.49	2.06%	1.69%	M
Combined standard uncertainty		RSS					11.99%	11.87%	
Expant uncertainty (95% confidence interval), K=2							23.98%	23.74%	

Unless otherwise stated the results shown in this test report refer only to the sample(s) tested and such sample(s) are retained for 90 days only.
除非另有說明，此報告結果僅對測試之樣品負責，同時此樣品僅保留90天。本報告未經本公司書面許可，不可部份複製。
This document is issued by the Company subject to its General Conditions of Service printed overleaf, available on request or accessible at http://www.sgs.com.tw/Terms-and-Conditions and for electronic format documents, subject to Terms and Conditions for Electronic Documents at http://www.sgs.com.tw/Terms-and-Conditions. Attention is drawn to the limitation of liability, indemnification and jurisdiction issues defined therein. Any holder of this document is advised that information contained hereon reflects the Company's findings at the time of its intervention only and within the limits of Client's instructions, if any. The Company's sole responsibility is to its Client and this document does not exonerate parties to a transaction from exercising all their rights and obligations under the transaction documents. This document cannot be reproduced except in full, without prior written approval of the Company. Any unauthorized alteration, forgery or falsification of the content or appearance of this document is unlawful and offenders may be prosecuted to the fullest extent of the law.

Measurement Uncertainty evaluation template for DUT SAR test (0.3-3G)

A	c	D	e		f	g	h=c * f / e	i=c * g / e	k
Source of Uncertainty	Tolerance/ Uncertainty	Probability Distributio	Div	Div Value	ci (1g)	ci (10g)	Standard uncertainty	Standard uncertainty	vi, or Veff
Measurement system									
Probe calibration	6.00%	N	1	1	1	1	6.00%	6.00%	∞
Isotropy , Axial	3.50%	R	√3	1.732	1	1	2.02%	2.02%	∞
Isotropy, Hemispherical	9.60%	R	√3	1.732	1	1	5.54%	5.54%	∞
Modulation Response	2.40%	R	√3	1.732	1	1	1.40%	1.40%	∞
Boundary Effect	1.00%	R	√3	1.732	1	1	0.58%	0.58%	∞
Linearity	4.70%	R	√3	1.732	1	1	2.71%	2.71%	∞
Detection Limits	1.00%	R	√3	1.732	1	1	0.58%	0.58%	∞
Readout Electronics	0.30%	N	1	1	1	1	0.30%	0.30%	∞
Response time	0.80%	R	√3	1.732	1	1	0.46%	0.46%	∞
Integration Time	2.60%	R	√3	1.732	1	1	1.50%	1.50%	∞
Measurement drift (class A evaluation)	1.75%	R	√3	1.732	1	1	1.01%	1.01%	∞
RF ambient condition - noise	3.00%	R	√3	1.732	1	1	1.73%	1.73%	∞
RF ambient conditions - reflections	3.00%	R	√3	1.732	1	1	1.73%	1.73%	∞
Probe positioner Mechanical restrictions	0.40%	R	√3	1.732	1	1	0.23%	0.23%	∞
Probe Positioning with respect to phantom shell	2.90%	R	√3	1.732	1	1	1.67%	1.67%	∞
Post-processing	1.00%	R	√3	1.732	1	1	0.58%	0.58%	∞
Max SAR Eval	1.00%	R	√3	1.732	1	1	0.58%	0.58%	∞
Test Sample related									
Test sample positioning	2.90%	N	1	1	1	1	2.90%	2.90%	M-1
Device Holder Uncertainty	3.60%	N	1	1	1	1	3.60%	3.60%	M-1
Drift of output power	5.00%	R	√3	1.732	1	1	2.89%	2.89%	∞
Phantom and Setup									
Phantom Uncertainty	4.00%	R	√3	1.732	1	1	2.31%	2.31%	∞
Liquid permittivity (mea.)	1.32%	N	1	1	0.64	0.43	0.84%	0.57%	M
Liquid Conductivity (mea.)	2.20%	N	1	1	0.6	0.49	1.32%	1.08%	M
Combined standard uncertainty		RSS					11.52%	11.47%	
Expant uncertainty (95% confidence interval), K=2							23.05%	22.95%	

Unless otherwise stated the results shown in this test report refer only to the sample(s) tested and such sample(s) are retained for 90 days only.
除非另有說明，此報告結果僅對測試之樣品負責，同時此樣品僅保留90天。本報告未經本公司書面許可，不可部份複製。
This document is issued by the Company subject to its General Conditions of Service printed overleaf, available on request or accessible at http://www.sgs.com.tw/Terms-and-Conditions and for electronic format documents, subject to Terms and Conditions for Electronic Documents at http://www.sgs.com.tw/Terms-and-Conditions. Attention is drawn to the limitation of liability, indemnification and jurisdiction issues defined therein. Any holder of this document is advised that information contained hereon reflects the Company's findings at the time of its intervention only and within the limits of Client's instructions, if any. The Company's sole responsibility is to its Client and this document does not exonerate parties to a transaction from exercising all their rights and obligations under the transaction documents. This document cannot be reproduced except in full, without prior written approval of the Company. Any unauthorized alteration, forgery or falsification of the content or appearance of this document is unlawful and offenders may be prosecuted to the fullest extent of the law.

DASY6 Uncertainty Budget
According to IEC/IEEE 62209-1528
(Frequency band: 6GHz - 10GHz range)

a	b	c	d		e	e	f=b * e / d	f=b * e / d
Source of Uncertainty	Uncertainty Value (±%)	Probability Distributioin	Div.	Div. Value	(ci) 1g	(ci) 10g	Std. uncertainty (1g) (±%)	Std. uncertainty (10g) (±%)
Measurement system errors								
Probe calibration	18.6	N	2	2	1	1	9.3	9.3
Probe Calibration Drift	1.7	R	√3	1.732	1	1	1.0	1.0
Probe Linearity	4.7	R	√3	1.732	1	1	2.7	2.7
Broadband Signal	2.8	R	√3	1.732	1	1	1.6	1.6
Probe Isotropy	7.6	R	√3	1.732	1	1	4.4	4.4
Data Acquisition	0.3	N	1	1	1	1	0.3	0.3
RF Ambient	1.8	N	1	1	1	1	1.8	1.8
Probe positioning	0.2	N	1	1	0.67	0.67	0.1	0.1
Data Processing	3.5	N	1	1	1	1	3.5	3.5
Phantom and device errors								
Conductivity (meas.)DAK	2.5	N	1	1	0.78	0.71	2.0	1.8
Conductivity (temp.)BB	2.4	R	√3	1.732	0.78	0.71	1.1	1.0
Phantom Permittivity	14.0	R	√3	1.732	0.5	0.5	4.0	4.0
Distance DUT - TSL	2.0	N	1	1	2	2	4.0	4.0
Device Positioning (±0.5mm)	1.0	N	1	1	1	1	1.0	1.0
Device Holder	3.6	N	1	1	1	1	3.6	3.6
DUT Modulationm	2.4	R	√3	1.732	1	1	1.4	1.4
Time-average SAR	0.0	R	√3	1.732	1	1	0.0	0.0
DUT drift	2.5	N	1	1	1	1	2.5	2.5
Val Antenna Unc.	0.0	N	1	1	1	1	0.0	0.0
Unc. Input Power	0.0	N	1	1	1	1	0.0	0.0
Correction to the SAR results								
Deviation to Target	1.90	N	1	1	1	0.84	1.9	1.6
SAR scaling		R	√3	1.732	1	1	0.0	0.0
Combined Std. uncertainty							14.0	13.9
Expanded Std. uncertainty (95% confidence interval), K=2							28.0	27.8

Unless otherwise stated the results shown in this test report refer only to the sample(s) tested and such sample(s) are retained for 90 days only.
除非另有說明，此報告結果僅對測試之樣品負責，同時此樣品僅保留90天。本報告未經本公司書面許可，不可部份複製。
This document is issued by the Company subject to its General Conditions of Service printed overleaf, available on request or accessible at http://www.sgs.com.tw/Terms-and-Conditions and for electronic format documents, subject to Terms and Conditions for Electronic Documents at http://www.sgs.com.tw/Terms-and-Conditions. Attention is drawn to the limitation of liability, indemnification and jurisdiction issues defined therein. Any holder of this document is advised that information contained hereon reflects the Company's findings at the time of its intervention only and within the limits of Client's instructions, if any. The Company's sole responsibility is to its Client and this document does not exonerate parties to a transaction from exercising all their rights and obligations under the transaction documents. This document cannot be reproduced except in full, without prior written approval of the Company. Any unauthorized alteration, forgery or falsification of the content or appearance of this document is unlawful and offenders may be prosecuted to the fullest extent of the law.

cDASY6 Module mmWave Uncertainty Budget for PD Evaluation Distances to the Antennas ≧λ/ 5 In Compliance with IEC/IEEE 63195

a	b	c	d		e	f=b * e / d	g
Source of Uncertainty	Uncertainty Value (+-dB)	Probability Distributioin	Div.	Div. Value	ci	Std. uncertainty (+-dB)	(vi) Veff
Uncertainty terms dependent on the measurement system							
Probe calibration	0.49	N	1	1	1	0.49	∞
Probe correction	0.00	R	√3	1.732	1	0.00	∞
Frequency response (BW≦1GHz)	0.20	R	√3	1.732	1	0.12	∞
Sensor cross coupling	0.00	R	√3	1.732	1	0.00	∞
Isotropy	0.50	R	√3	1.732	1	0.29	∞
Linearity	0.20	R	√3	1.732	1	0.12	∞
Probe scattering	0.00	R	√3	1.732	1	0.00	∞
Probe positioning offset	0.30	R	√3	1.732	1	0.17	∞
Probe positioning repeatability	0.04	R	√3	1.732	1	0.02	∞
Sensor mechanical offset	0.00	R	√3	1.732	1	0.00	∞
Probe spatial resolution	0.00	R	√3	1.732	1	0.00	∞
Field impedance dependance	0.00	R	√3	1.732	1	0.00	∞
Amplitude and phase drift	0.00	R	√3	1.732	1	0.00	∞
Amplitude and phase noise	0.04	R	√3	1.732	1	0.02	∞
Measurement area truncation	0.00	R	√3	1.732	1	0.00	∞
Data acquisition	0.03	N	1	1	1	0.03	∞
Sampling	0.00	R	√3	1	1	0.00	∞
Field reconstruction	2.00	R	√3	1.732	1	1.15	∞
Forward transformation	0.00	R	√3	1.732	1	0.00	∞
Power density scaling	-	R	√3	1.732	1	-	∞
Spatial averaging	0.10	R	√3	1.732	1	0.06	∞
System detection limit	0.04	R	√3	1.732	1	0.02	∞
Uncertainty terms dependent on the DUT and environmental factors							
Probe coupling with DUT	0.00	R	√3	1.732	1	0.00	∞
Modulation response	0.40	R	√3	1.732	1	0.23	∞
Integration time	0.00	R	√3	1.732	1	0.00	∞
Response time	0.00	R	√3	1.732	1	0.00	∞
Device holder influence	0.10	R	√3	1.732	1	0.06	∞
DUT alignment	0.00	R	√3	1.732	1	0.00	∞
RF ambient conditions	0.04	R	√3	1.732	1	0.02	∞
Ambient reflections	0.04	R	√3	1.732	1	0.02	∞
Immunity / secondary reception	0.00	R	√3	1.732	1	0.00	∞
Drift of the DUT	-	R	√3	1.732	1	-	∞
Combined Std. uncertainty						1.33	
Expanded Std. uncertainty (95% confidence interval), K=2						2.67	

Unless otherwise stated the results shown in this test report refer only to the sample(s) tested and such sample(s) are retained for 90 days only.
除非另有說明，此報告結果僅對測試之樣品負責，同時此樣品僅保留90天。本報告未經本公司書面許可，不可部份複製。
This document is issued by the Company subject to its General Conditions of Service printed overleaf, available on request or accessible at http://www.sgs.com.tw/Terms-and-Conditions and for electronic format documents, subject to Terms and Conditions for Electronic Documents at http://www.sgs.com.tw/Terms-and-Conditions. Attention is drawn to the limitation of liability, indemnification and jurisdiction issues defined therein. Any holder of this document is advised that information contained hereon reflects the Company's findings at the time of its intervention only and within the limits of Client's instructions, if any. The Company's sole responsibility is to its Client and this document does not exonerate parties to a transaction from exercising all their rights and obligations under the transaction documents. This document cannot be reproduced except in full, without prior written approval of the Company. Any unauthorized alteration, forgery or falsification of the content or appearance of this document is unlawful and offenders may be prosecuted to the fullest extent of the law.

12 SAR MEASUREMENT RESULTS

Date: 2024/3/10

ID: 001
Report No. :TESA2401000059ES
WLAN 802.11b_Body_Bottom Surface_CH 11_0mm_Aux
Communication System: WLAN 2.45G; Frequency: 2462 MHz; Duty cycle= 1:1.06
Medium parameters used: f = 2462 MHz; σ = 1.836 S/m; ε_r = 39.477; ρ = 1000 kg/m^3
Phantom section: Flat Section
Ambient temperature: 22.5°C; Liquid temperature: 22.3℃

DASY5 Configuration:

- Probe: EX3DV4 - SN7509; ConvF(7.61, 7.61, 8.17) @ 2462 MHz; Calibrated: 2023/4/26
- Sensor-Surface: 2mm (Mechanical Surface Detection)
- Electronics: DAE4 Sn1336; Calibrated: 2023/8/22
- Phantom: ELI
- DASY52 52.10.4(1527); SEMCAD X 14.6.14(7483)

Area Scan (71x91x1): Interpolated grid: dx=12 mm, dy=12 mm
Maximum value of SAR (interpolated) = 1.33 W/kg

Zoom Scan (7x7x7)/Cube 0: Measurement grid: dx=5mm, dy=5mm, dz=5mm
Reference Value = 8.854 V/m; Power Drift = 0.09 dB
Peak SAR (extrapolated) = 1.56 W/kg
SAR(1 g) = 0.852 W/kg; SAR(10 g) = 0.419 W/kg
Smallest distance from peaks to all points 3 dB below = 10.4 mm
Ratio of SAR at M2 to SAR at M1 = 56.7%
Maximum value of SAR (measured) = 1.24 W/kg



0 dB = 1.33 W/kg = 1.24 dBW/kg

Unless otherwise stated the results shown in this test report refer only to the sample(s) tested and such sample(s) are retained for 90 days only.
除非另有說明，此報告結果僅對測試之樣品負責，同時此樣品僅保留90天。本報告未經本公司書面許可，不可部份複製。
This document is issued by the Company subject to its General Conditions of Service printed overleaf, available on request or accessible at http://www.sgs.com.tw/Terms-and-Conditions and for electronic format documents, subject to Terms and Conditions for Electronic Documents at http://www.sgs.com.tw/Terms-and-Conditions. Attention is drawn to the limitation of liability, indemnification and jurisdiction issues defined therein. Any holder of this document is advised that information contained hereon reflects the Company's findings at the time of its intervention only and within the limits of Client's instructions, if any. The Company's sole responsibility is to its Client and this document does not exonerate parties to a transaction from exercising all their rights and obligations under the transaction documents. This document cannot be reproduced except in full, without prior written approval of the Company. Any unauthorized alteration, forgery or falsification of the content or appearance of this document is unlawful and offenders may be prosecuted to the fullest extent of the law.

Date: 2024/3/10

ID: 002
Report No. :TESA2401000059ES
Bluetooth(GFSK)_Body_Bottom Surface_CH 0_0mm_Aux
Communication System: Bluetooh; Frequency: 2402 MHz; Duty cycle= 1:1.302
Medium parameters used: f = 2402 MHz; σ = 1.771 S/m; ε_r = 39.716; ρ = 1000 kg/m^3
Phantom section: Flat Section
Ambient temperature: 22.5°C; Liquid temperature: 22.3℃

DASY5 Configuration:

- Probe: EX3DV4 - SN7509; ConvF(7.61, 7.61, 8.17) @ 2402 MHz; Calibrated: 2023/4/26
- Sensor-Surface: 2mm (Mechanical Surface Detection)
- Electronics: DAE4 Sn1336; Calibrated: 2023/8/22
- Phantom: ELI
- DASY52 52.10.4(1527); SEMCAD X 14.6.14(7483)

Area Scan (71x91x1): Interpolated grid: dx=12 mm, dy=12 mm
Maximum value of SAR (interpolated) = 0.274 W/kg

Zoom Scan (7x7x7)/Cube 0: Measurement grid: dx=5mm, dy=5mm, dz=5mm
Reference Value = 3.254 V/m; Power Drift = -0.04 dB
Peak SAR (extrapolated) = 0.363 W/kg
SAR(1 g) = 0.195 W/kg; SAR(10 g) = 0.095 W/kg
Smallest distance from peaks to all points 3 dB below = 9.1 mm
Ratio of SAR at M2 to SAR at M1 = 57.3%
Maximum value of SAR (measured) = 0.289 W/kg



0 dB = 0.274 W/kg = -5.62 dBW/kg

Unless otherwise stated the results shown in this test report refer only to the sample(s) tested and such sample(s) are retained for 90 days only.
除非另有說明，此報告結果僅對測試之樣品負責，同時此樣品僅保留90天。本報告未經本公司書面許可，不可部份複製。
This document is issued by the Company subject to its General Conditions of Service printed overleaf, available on request or accessible at http://www.sgs.com.tw/Terms-and-Conditions and for electronic format documents, subject to Terms and Conditions for Electronic Documents at http://www.sgs.com.tw/Terms-and-Conditions. Attention is drawn to the limitation of liability, indemnification and jurisdiction issues defined therein. Any holder of this document is advised that information contained hereon reflects the Company's findings at the time of its intervention only and within the limits of Client's instructions, if any. The Company's sole responsibility is to its Client and this document does not exonerate parties to a transaction from exercising all their rights and obligations under the transaction documents. This document cannot be reproduced except in full, without prior written approval of the Company. Any unauthorized alteration, forgery or falsification of the content or appearance of this document is unlawful and offenders may be prosecuted to the fullest extent of the law.

Date: 2024/3/10

ID: 003
Report No. :TESA2401000059ES
WLAN 802.11b_Body_Bottom Surface_CH 11_0mm_Main
Communication System: WLAN 2.45G; Frequency: 2462 MHz; Duty cycle= 1:1.06
Medium parameters used: f = 2462 MHz; σ = 1.836 S/m; ε_r = 39.477; ρ = 1000 kg/m^3
Phantom section: Flat Section
Ambient temperature: 22.5°C; Liquid temperature: 22.3℃

DASY5 Configuration:

- Probe: EX3DV4 - SN7509; ConvF(7.61, 7.61, 8.17) @ 2462 MHz; Calibrated: 2023/4/26
- Sensor-Surface: 2mm (Mechanical Surface Detection)
- Electronics: DAE4 Sn1336; Calibrated: 2023/8/22
- Phantom: ELI
- DASY52 52.10.4(1527); SEMCAD X 14.6.14(7483)

Area Scan (71x91x1): Interpolated grid: dx=12 mm, dy=12 mm
Maximum value of SAR (interpolated) = 1.27 W/kg

Zoom Scan (7x7x7)/Cube 0: Measurement grid: dx=5mm, dy=5mm, dz=5mm
Reference Value = 10.24 V/m; Power Drift = 0.12 dB
Peak SAR (extrapolated) = 1.57 W/kg
SAR(1 g) = 0.861 W/kg; SAR(10 g) = 0.425 W/kg
Smallest distance from peaks to all points 3 dB below = 9.8 mm
Ratio of SAR at M2 to SAR at M1 = 58.5%
Maximum value of SAR (measured) = 1.24 W/kg



0 dB = 1.27 W/kg = 1.04 dBW/kg

Unless otherwise stated the results shown in this test report refer only to the sample(s) tested and such sample(s) are retained for 90 days only.
除非另有說明，此報告結果僅對測試之樣品負責，同時此樣品僅保留90天。本報告未經本公司書面許可，不可部份複製。
This document is issued by the Company subject to its General Conditions of Service printed overleaf, available on request or accessible at http://www.sgs.com.tw/Terms-and-Conditions and for electronic format documents, subject to Terms and Conditions for Electronic Documents at http://www.sgs.com.tw/Terms-and-Conditions. Attention is drawn to the limitation of liability, indemnification and jurisdiction issues defined therein. Any holder of this document is advised that information contained hereon reflects the Company's findings at the time of its intervention only and within the limits of Client's instructions, if any. The Company's sole responsibility is to its Client and this document does not exonerate parties to a transaction from exercising all their rights and obligations under the transaction documents. This document cannot be reproduced except in full, without prior written approval of the Company. Any unauthorized alteration, forgery or falsification of the content or appearance of this document is unlawful and offenders may be prosecuted to the fullest extent of the law.

Date: 2024/3/10

ID: 004
Report No. :TESA2401000059ES
Bluetooth(GFSK)_Body_Bottom Surface_CH 39_0mm_Main
Communication System: Bluetooh; Frequency: 2441 MHz; Duty cycle= 1:1.302
Medium parameters used: f = 2441 MHz; σ = 1.814 S/m; ε_r = 39.552; ρ = 1000 kg/m^3
Phantom section: Flat Section
Ambient temperature: 22.5°C; Liquid temperature: 22.3℃

DASY5 Configuration:

- Probe: EX3DV4 - SN7509; ConvF(7.61, 7.61, 8.17) @ 2441 MHz; Calibrated: 2023/4/26
- Sensor-Surface: 2mm (Mechanical Surface Detection)
- Electronics: DAE4 Sn1336; Calibrated: 2023/8/22
- Phantom: ELI
- DASY52 52.10.4(1527); SEMCAD X 14.6.14(7483)

Area Scan (71x91x1): Interpolated grid: dx=12 mm, dy=12 mm
Maximum value of SAR (interpolated) = 0.385 W/kg

Zoom Scan (7x7x7)/Cube 0: Measurement grid: dx=5mm, dy=5mm, dz=5mm
Reference Value = 4.251 V/m; Power Drift = -0.02 dB
Peak SAR (extrapolated) = 0.496 W/kg
SAR(1 g) = 0.246 W/kg; SAR(10 g) = 0.117 W/kg
Smallest distance from peaks to all points 3 dB below = 9.4 mm
Ratio of SAR at M2 to SAR at M1 = 51.5%
Maximum value of SAR (measured) = 0.374 W/kg



0 dB = 0.385 W/kg = -4.14 dBW/kg
0 dB = 1.88 W/kg = 2.74 dBW/kg

Unless otherwise stated the results shown in this test report refer only to the sample(s) tested and such sample(s) are retained for 90 days only.
除非另有說明，此報告結果僅對測試之樣品負責，同時此樣品僅保留90天。本報告未經本公司書面許可，不可部份複製。
This document is issued by the Company subject to its General Conditions of Service printed overleaf, available on request or accessible at http://www.sgs.com.tw/Terms-and-Conditions and for electronic format documents, subject to Terms and Conditions for Electronic Documents at http://www.sgs.com.tw/Terms-and-Conditions. Attention is drawn to the limitation of liability, indemnification and jurisdiction issues defined therein. Any holder of this document is advised that information contained hereon reflects the Company's findings at the time of its intervention only and within the limits of Client's instructions, if any. The Company's sole responsibility is to its Client and this document does not exonerate parties to a transaction from exercising all their rights and obligations under the transaction documents. This document cannot be reproduced except in full, without prior written approval of the Company. Any unauthorized alteration, forgery or falsification of the content or appearance of this document is unlawful and offenders may be prosecuted to the fullest extent of the law.

Date: 2024/3/10

ID: 005
Report No. :TESA2401000059ES
WLAN 802.11b_Body_Bottom Surface_CH 1_0mm_MIMO
Communication System: WLAN 2.45G; Frequency: 2412 MHz; Duty cycle= 1:1.06
Medium parameters used: f = 2412 MHz; σ = 1.781 S/m; ε_r = 39.679; ρ = 1000 kg/m^3
Phantom section: Flat Section
Ambient temperature: 22.5°C; Liquid temperature: 22.3℃

DASY5 Configuration:
- Probe: EX3DV4 - SN7509; ConvF(7.61, 7.61, 8.17) @ 2412 MHz; Calibrated: 2023/4/26
- Sensor-Surface: 2mm (Mechanical Surface Detection)
- Electronics: DAE4 Sn1336; Calibrated: 2023/8/22
- Phantom: ELI
- DASY52 52.10.4(1527); SEMCAD X 14.6.14(7483)

Area Scan (71x121x1): Interpolated grid: dx=12 mm, dy=12 mm
Maximum value of SAR (interpolated) = 1.20 W/kg

Zoom Scan (7x7x7)/Cube 0: Measurement grid: dx=5mm, dy=5mm, dz=5mm
Reference Value = 6.158 V/m; Power Drift = 0.07 dB
Peak SAR (extrapolated) = 1.50 W/kg
SAR(1 g) = 0.775 W/kg; SAR(10 g) = 0.408 W/kg
Smallest distance from peaks to all points 3 dB below = 10.2 mm
Ratio of SAR at M2 to SAR at M1 = 51.1%
Maximum value of SAR (measured) = 1.13 W/kg

Zoom Scan (7x7x7)/Cube 1: Measurement grid: dx=5mm, dy=5mm, dz=5mm
Reference Value = 6.158 V/m; Power Drift = 0.07 dB
Peak SAR (extrapolated) = 1.35 W/kg
SAR(1 g) = 0.729 W/kg; SAR(10 g) = 0.356 W/kg
Smallest distance from peaks to all points 3 dB below = 8.9 mm
Ratio of SAR at M2 to SAR at M1 = 57.8%
Maximum value of SAR (measured) = 1.05 W/kg

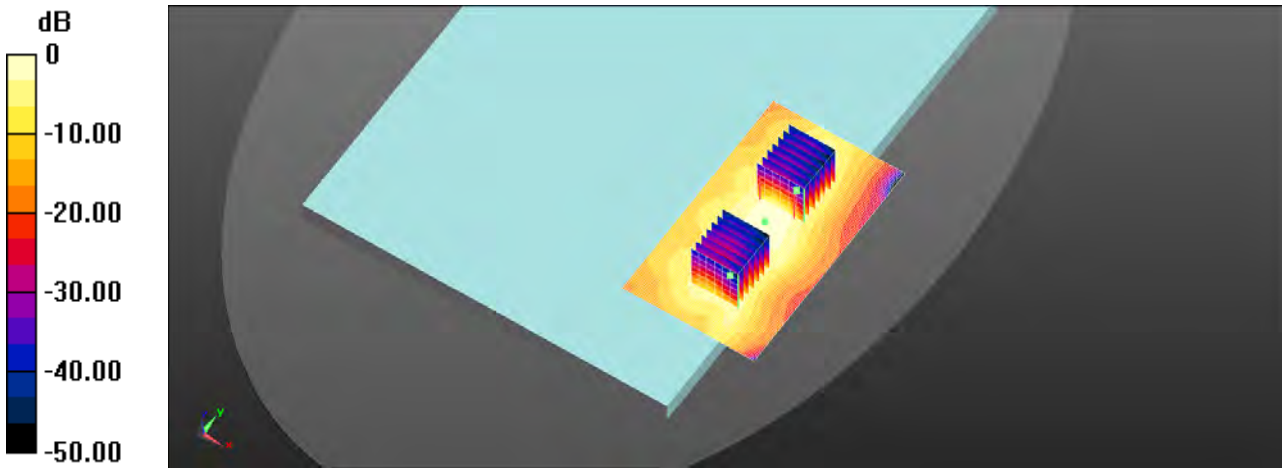

0 dB = 1.20 W/kg = 0.78 dBW/kg

Unless otherwise stated the results shown in this test report refer only to the sample(s) tested and such sample(s) are retained for 90 days only.
除非另有說明，此報告結果僅對測試之樣品負責，同時此樣品僅保留90天。本報告未經本公司書面許可，不可部份複製。
This document is issued by the Company subject to its General Conditions of Service printed overleaf, available on request or accessible at http://www.sgs.com.tw/Terms-and-Conditions and for electronic format documents, subject to Terms and Conditions for Electronic Documents at http://www.sgs.com.tw/Terms-and-Conditions. Attention is drawn to the limitation of liability, indemnification and jurisdiction issues defined therein. Any holder of this document is advised that information contained hereon reflects the Company's findings at the time of its intervention only and within the limits of Client's instructions, if any. The Company's sole responsibility is to its Client and this document does not exonerate parties to a transaction from exercising all their rights and obligations under the transaction documents. This document cannot be reproduced except in full, without prior written approval of the Company. Any unauthorized alteration, forgery or falsification of the content or appearance of this document is unlawful and offenders may be prosecuted to the fullest extent of the law.

Date: 2024/3/11

ID: 006
Report No. :TESA2401000059ES
WLAN 802.11ac(80M) 5.2G_Body_Bottom Surface_CH 42_0mm_MIMO
Communication System: WLAN 5G; Frequency: 5210 MHz; Duty cycle= 1:1.022
Medium parameters used: f = 5210 MHz; σ = 4.681 S/m; ε_r = 35.904; ρ = 1000 kg/m^3
Phantom section: Flat Section
Ambient temperature: 22.2°C; Liquid temperature: 21.8℃

DASY5 Configuration:

- Probe: EX3DV4 - SN7509; ConvF(5.58, 5.65, 6.02) @ 5210 MHz; Calibrated: 2023/4/26
- Sensor-Surface: 2mm (Mechanical Surface Detection)
- Electronics: DAE4 Sn1336; Calibrated: 2023/8/22
- Phantom: ELI
- DASY52 52.10.4(1527); SEMCAD X 14.6.14(7483)

Area Scan (91x151x1): Interpolated grid: dx=10 mm, dy=10 mm
Maximum value of SAR (interpolated) = 0.954 W/kg

Zoom Scan (7x7x12)/Cube 0: Measurement grid: dx=4mm, dy=4mm, dz=2mm
Reference Value = 5.526 V/m; Power Drift = -0.04 dB
Peak SAR (extrapolated) = 2.89 W/kg
SAR(1 g) = 0.418 W/kg; SAR(10 g) = 0.123 W/kg
Smallest distance from peaks to all points 3 dB below = 5.4 mm
Ratio of SAR at M2 to SAR at M1 = 56%
Maximum value of SAR (measured) = 0.867 W/kg
Zoom Scan (7x7x12)/Cube 1: Measurement grid: dx=4mm, dy=4mm, dz=2mm
Reference Value = 5.526 V/m; Power Drift = -0.04 dB
Peak SAR (extrapolated) = 1.49 W/kg
SAR(1 g) = 0.462 W/kg; SAR(10 g) = 0.159 W/kg
Smallest distance from peaks to all points 3 dB below = 13 mm
Ratio of SAR at M2 to SAR at M1 = 60.2%
Maximum value of SAR (measured) = 0.817 W/kg



0 dB = 0.817 W/kg = -0.88 dBW/kg

Unless otherwise stated the results shown in this test report refer only to the sample(s) tested and such sample(s) are retained for 90 days only.
除非另有說明，此報告結果僅對測試之樣品負責，同時此樣品僅保留90天。本報告未經本公司書面許可，不可部份複製。
This document is issued by the Company subject to its General Conditions of Service printed overleaf, available on request or accessible at http://www.sgs.com.tw/Terms-and-Conditions and for electronic format documents, subject to Terms and Conditions for Electronic Documents at http://www.sgs.com.tw/Terms-and-Conditions. Attention is drawn to the limitation of liability, indemnification and jurisdiction issues defined therein. Any holder of this document is advised that information contained hereon reflects the Company's findings at the time of its intervention only and within the limits of Client's instructions, if any. The Company's sole responsibility is to its Client and this document does not exonerate parties to a transaction from exercising all their rights and obligations under the transaction documents. This document cannot be reproduced except in full, without prior written approval of the Company. Any unauthorized alteration, forgery or falsification of the content or appearance of this document is unlawful and offenders may be prosecuted to the fullest extent of the law.

Date: 2024/3/11

ID: 007
Report No. :TESA2401000059ES
WLAN 802.11ac(80M) 5.3G_Body_Bottom Surface_CH 58_0mm_MIMO
Communication System: WLAN 5G; Frequency: 5290 MHz; Duty cycle= 1:1.022
Medium parameters used: f = 5290 MHz; σ = 4.789 S/m; ε_r = 35.692; ρ = 1000 kg/m^3
Phantom section: Flat Section
Ambient temperature: 22.2°C; Liquid temperature: 21.8℃

DASY5 Configuration:
- Probe: EX3DV4 - SN7509; ConvF(5.58, 5.65, 6.02) @ 5290 MHz; Calibrated: 2023/4/26
- Sensor-Surface: 2mm (Mechanical Surface Detection)
- Electronics: DAE4 Sn1336; Calibrated: 2023/8/22
- Phantom: ELI
- DASY52 52.10.4(1527); SEMCAD X 14.6.14(7483)

Area Scan (91x151x1): Interpolated grid: dx=10 mm, dy=10 mm
Maximum value of SAR (interpolated) = 1.30 W/kg

Zoom Scan (7x7x12)/Cube 0: Measurement grid: dx=4mm, dy=4mm, dz=2mm
Reference Value = 7.274 V/m; Power Drift = 0.07 dB
Peak SAR (extrapolated) = 3.44 W/kg
SAR(1 g) = 0.812 W/kg; SAR(10 g) = 0.271 W/kg
Smallest distance from peaks to all points 3 dB below = 5.1 mm
Ratio of SAR at M2 to SAR at M1 = 56.7%
Maximum value of SAR (measured) = 1.64 W/kg

Zoom Scan (7x7x12)/Cube 1: Measurement grid: dx=4mm, dy=4mm, dz=2mm
Reference Value = 7.274 V/m; Power Drift = 0.07 dB
Peak SAR (extrapolated) = 1.99 W/kg
SAR(1 g) = 0.616 W/kg; SAR(10 g) = 0.254 W/kg
Smallest distance from peaks to all points 3 dB below = 8 mm
Ratio of SAR at M2 to SAR at M1 = 59.5%
Maximum value of SAR (measured) = 1.06 W/kg

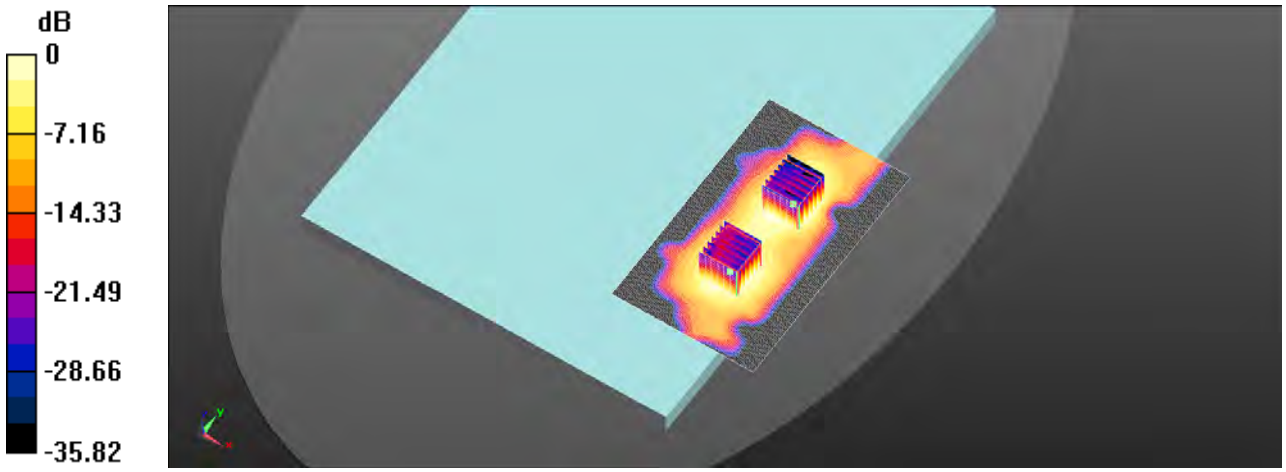

0 dB = 1.06 W/kg = 0.25 dBW/kg

Unless otherwise stated the results shown in this test report refer only to the sample(s) tested and such sample(s) are retained for 90 days only.
除非另有說明，此報告結果僅對測試之樣品負責，同時此樣品僅保留90天。本報告未經本公司書面許可，不可部份複製。
This document is issued by the Company subject to its General Conditions of Service printed overleaf, available on request or accessible at http://www.sgs.com.tw/Terms-and-Conditions and for electronic format documents, subject to Terms and Conditions for Electronic Documents at http://www.sgs.com.tw/Terms-and-Conditions. Attention is drawn to the limitation of liability, indemnification and jurisdiction issues defined therein. Any holder of this document is advised that information contained hereon reflects the Company's findings at the time of its intervention only and within the limits of Client's instructions, if any. The Company's sole responsibility is to its Client and this document does not exonerate parties to a transaction from exercising all their rights and obligations under the transaction documents. This document cannot be reproduced except in full, without prior written approval of the Company. Any unauthorized alteration, forgery or falsification of the content or appearance of this document is unlawful and offenders may be prosecuted to the fullest extent of the law.

Date: 2024/3/11

ID: 008
Report No. :TESA2401000059ES
WLAN 802.11ac(160M) 5.6G_Body_Bottom Surface_CH 114_0mm_MIMO
Communication System: WLAN 5G; Frequency: 5570 MHz; Duty cycle= 1:1.02
Medium parameters used: f = 5570 MHz; σ = 5.14 S/m; ε_r = 35.234; ρ = 1000 kg/m^3
Phantom section: Flat Section
Ambient temperature: 22.3°C; Liquid temperature: 22.0°C

DASY5 Configuration:

- Probe: EX3DV4 - SN7509; ConvF(4.82, 4.82, 5.14) @ 5570 MHz; Calibrated: 2023/4/26
- Sensor-Surface: 2mm (Mechanical Surface Detection)
- Electronics: DAE4 Sn1336; Calibrated: 2023/8/22
- Phantom: ELI
- DASY52 52.10.4(1527); SEMCAD X 14.6.14(7483)

Area Scan (91x151x1): Interpolated grid: dx=10 mm, dy=10 mm
Maximum value of SAR (interpolated) = 1.83 W/kg

Zoom Scan (7x7x12)/Cube 0: Measurement grid: dx=4mm, dy=4mm, dz=2mm
Reference Value = 5.968 V/m; Power Drift = -0.08 dB
Peak SAR (extrapolated) = 6.08 W/kg
SAR(1 g) = 0.497 W/kg; SAR(10 g) = 0.114 W/kg
Smallest distance from peaks to all points 3 dB below = 4.7 mm
Ratio of SAR at M2 to SAR at M1 = 51.9%
Maximum value of SAR (measured) = 1.19 W/kg



0 dB = 1.19 W/kg = 0.76 dBW/kg

Unless otherwise stated the results shown in this test report refer only to the sample(s) tested and such sample(s) are retained for 90 days only.
除非另有說明，此報告結果僅對測試之樣品負責，同時此樣品僅保留90天。本報告未經本公司書面許可，不可部份複製。
This document is issued by the Company subject to its General Conditions of Service printed overleaf, available on request or accessible at http://www.sgs.com.tw/Terms-and-Conditions and for electronic format documents, subject to Terms and Conditions for Electronic Documents at http://www.sgs.com.tw/Terms-and-Conditions. Attention is drawn to the limitation of liability, indemnification and jurisdiction issues defined therein. Any holder of this document is advised that information contained hereon reflects the Company's findings at the time of its intervention only and within the limits of Client's instructions, if any. The Company's sole responsibility is to its Client and this document does not exonerate parties to a transaction from exercising all their rights and obligations under the transaction documents. This document cannot be reproduced except in full, without prior written approval of the Company. Any unauthorized alteration, forgery or falsification of the content or appearance of this document is unlawful and offenders may be prosecuted to the fullest extent of the law.

Date: 2024/3/12

ID: 009
Report No. :TESA2401000059ES
WLAN 802.11ac(80M) 5.8G_Body_Bottom Surface_CH 155_0mm_MIMO
Communication System: WLAN 5G; Frequency: 5775 MHz; Duty cycle= 1:1.022
Medium parameters used: f = 5775 MHz; σ = 5.4 S/m; ε_r = 34.621; ρ = 1000 kg/m^3
Phantom section: Flat Section
Ambient temperature: 22.2°C; Liquid temperature: 21.9℃

DASY5 Configuration:

- Probe: EX3DV4 - SN7509; ConvF(5.12, 5.16, 5.51) @ 5775 MHz; Calibrated: 2023/4/26
- Sensor-Surface: 2mm (Mechanical Surface Detection)
- Electronics: DAE4 Sn1336; Calibrated: 2023/8/22
- Phantom: ELI
- DASY52 52.10.4(1527); SEMCAD X 14.6.14(7483)

Area Scan (91x151x1): Interpolated grid: dx=10 mm, dy=10 mm
Maximum value of SAR (interpolated) = 1.80 W/kg

Zoom Scan (7x7x12)/Cube 0: Measurement grid: dx=4mm, dy=4mm, dz=2mm
Reference Value = 6.167 V/m; Power Drift = 0.07 dB
Peak SAR (extrapolated) = 6.55 W/kg
SAR(1 g) = 0.712 W/kg; SAR(10 g) = 0.155 W/kg
Smallest distance from peaks to all points 3 dB below = 4.1 mm
Ratio of SAR at M2 to SAR at M1 = 51.5%
Maximum value of SAR (measured) = 1.62 W/kg



0 dB = 1.62 W/kg = 2.10 dBW/kg

Unless otherwise stated the results shown in this test report refer only to the sample(s) tested and such sample(s) are retained for 90 days only.
除非另有說明，此報告結果僅對測試之樣品負責，同時此樣品僅保留90天。本報告未經本公司書面許可，不可部份複製。
This document is issued by the Company subject to its General Conditions of Service printed overleaf, available on request or accessible at http://www.sgs.com.tw/Terms-and-Conditions and for electronic format documents, subject to Terms and Conditions for Electronic Documents at http://www.sgs.com.tw/Terms-and-Conditions. Attention is drawn to the limitation of liability, indemnification and jurisdiction issues defined therein. Any holder of this document is advised that information contained hereon reflects the Company's findings at the time of its intervention only and within the limits of Client's instructions, if any. The Company's sole responsibility is to its Client and this document does not exonerate parties to a transaction from exercising all their rights and obligations under the transaction documents. This document cannot be reproduced except in full, without prior written approval of the Company. Any unauthorized alteration, forgery or falsification of the content or appearance of this document is unlawful and offenders may be prosecuted to the fullest extent of the law.

Date: 2024/3/12

ID: 010
Report No. :TESA2401000059ES
WLAN 802.11ac(80M) 5.9G_Body_Bottom Surface_CH 171_0mm_MIMO
Communication System: WLAN 5G; Frequency: 5855 MHz; Duty cycle= 1:1.022
Medium parameters used: f = 5855 MHz; σ = 5.511 S/m; ε_r = 34.425; ρ = 1000 kg/m^3
Phantom section: Flat Section
Ambient temperature: 22.2°C; Liquid temperature: 21.9℃

DASY5 Configuration:

- Probe: EX3DV4 - SN7509; ConvF(5.12, 5.16, 5.51) @ 5855 MHz; Calibrated: 2023/4/26
- Sensor-Surface: 2mm (Mechanical Surface Detection)
- Electronics: DAE4 Sn1336; Calibrated: 2023/8/22
- Phantom: ELI
- DASY52 52.10.4(1527); SEMCAD X 14.6.14(7483)

Area Scan (91x151x1): Interpolated grid: dx=10 mm, dy=10 mm
Maximum value of SAR (interpolated) = 1.96 W/kg

Zoom Scan (7x7x12)/Cube 0: Measurement grid: dx=4mm, dy=4mm, dz=2mm
Reference Value = 4.557 V/m; Power Drift = 0.03 dB
Peak SAR (extrapolated) = 4.02 W/kg
SAR(1 g) = 0.725 W/kg; SAR(10 g) = 0.181 W/kg
Smallest distance from peaks to all points 3 dB below = 5.1 mm
Ratio of SAR at M2 to SAR at M1 = 51.2%
Maximum value of SAR (measured) = 1.60 W/kg



0 dB = 1.60 W/kg = 2.04 dBW/kg

Unless otherwise stated the results shown in this test report refer only to the sample(s) tested and such sample(s) are retained for 90 days only.
除非另有說明，此報告結果僅對測試之樣品負責，同時此樣品僅保留90天。本報告未經本公司書面許可，不可部份複製。
This document is issued by the Company subject to its General Conditions of Service printed overleaf, available on request or accessible at http://www.sgs.com.tw/Terms-and-Conditions and for electronic format documents, subject to Terms and Conditions for Electronic Documents at http://www.sgs.com.tw/Terms-and-Conditions. Attention is drawn to the limitation of liability, indemnification and jurisdiction issues defined therein. Any holder of this document is advised that information contained hereon reflects the Company's findings at the time of its intervention only and within the limits of Client's instructions, if any. The Company's sole responsibility is to its Client and this document does not exonerate parties to a transaction from exercising all their rights and obligations under the transaction documents. This document cannot be reproduced except in full, without prior written approval of the Company. Any unauthorized alteration, forgery or falsification of the content or appearance of this document is unlawful and offenders may be prosecuted to the fullest extent of the law.

ID: 011
Report No. :TESA2401000059ES
Measurement Report_U-NII-5 6.2GHz 802.11be(320M)_Body_Bottom Surface_CH 63_0mm_MIMO
Ambient temperature: 22.4°C; Liquid temperature: 22.1°C

Exposure Conditions

Phantom Section, TSL	Position, Test Distance [mm]	Frequency [MHz] Channel Number	Conversion Factor	TSL Conductivity [S/m]	TSL Permittivity
Flat, HSL	Bottom Surface, 0.00	6265.0, 63	5.17	5.913	34.103

Hardware Setup

Phantom	Probe, Calibration Date	DAE, Calibration Date
ELI	EX3DV4 - SN7509, 2023-04-26	DAE4 Sn1336, 2023-08-22

Scans Setup

	Area Scan	Zoom Scan
Grid Extents [mm]	68.0 x 153.0	22.0 x 22.0 x 22.0
Grid Steps [mm]	8.5 x 8.5	3.4 x 3.4 x 1.4
Sensor Surface [mm]	3.0	1.4

Measurement Results

	Area Scan	Zoom Scan
Date	2024-03-13	2024-03-13
psSAR1g [W/kg]	0.374	0.412
psSAR8g [W/kg]	0.152	0.157
psSAR10g [W/kg]	0.136	0.139
psPDab (4.0cm2, sq) [W/m2]		3.14
Power Drift [dB]	-0.02	-0.16
M2/M1 [%]		55.3
Dist 3dB Peak [mm]		5.5

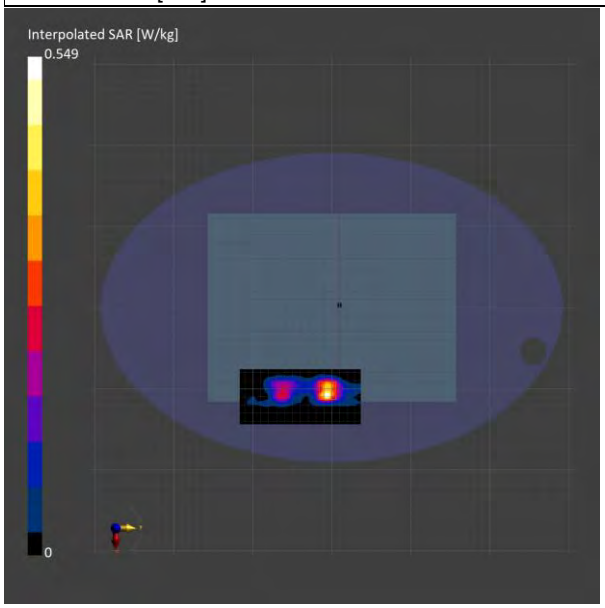

Unless otherwise stated the results shown in this test report refer only to the sample(s) tested and such sample(s) are retained for 90 days only.
除非另有說明，此報告結果僅對測試之樣品負責，同時此樣品僅保留90天。本報告未經本公司書面許可，不可部份複製。
This document is issued by the Company subject to its General Conditions of Service printed overleaf, available on request or accessible at http://www.sgs.com.tw/Terms-and-Conditions and for electronic format documents, subject to Terms and Conditions for Electronic Documents at http://www.sgs.com.tw/Terms-and-Conditions. Attention is drawn to the limitation of liability, indemnification and jurisdiction issues defined therein. Any holder of this document is advised that information contained hereon reflects the Company's findings at the time of its intervention only and within the limits of Client's instructions, if any. The Company's sole responsibility is to its Client and this document does not exonerate parties to a transaction from exercising all their rights and obligations under the transaction documents. This document cannot be reproduced except in full, without prior written approval of the Company. Any unauthorized alteration, forgery or falsification of the content or appearance of this document is unlawful and offenders may be prosecuted to the fullest extent of the law.

ID: 012
Report No. :TESA2401000059ES
Measurement Report_U-NII-6 6.5GHz 802.11be(320M)_Body_Bottom Surface_CH 95_0mm_MIMO
Ambient temperature: 22.4°C; Liquid temperature: 22.1°C

Exposure Conditions

Phantom Section, TSL	Position, Test Distance [mm]	Frequency [MHz] Channel Number	Conversion Factor	TSL Conductivity [S/m]	TSL Permittivity
Flat, HSL	Bottom Surface, 0.00	6425.0, 95	5.17	6.101	33.95

Hardware Setup

Phantom	Probe, Calibration Date	DAE, Calibration Date
ELI	EX3DV4 - SN7509, 2023-04-26	DAE4 Sn1336, 2023-08-22

Scans Setup

	Area Scan	Zoom Scan
Grid Extents [mm]	68.0 x 153.0	22.0 x 22.0 x 22.0
Grid Steps [mm]	8.5 x 8.5	3.4 x 3.4 x 1.4
Sensor Surface [mm]	3.0	1.4

Measurement Results

	Area Scan	Zoom Scan
Date	2024-03-13	2024-03-13
psSAR1g [W/kg]	0.218	0.238
psSAR8g [W/kg]	0.090	0.090
psSAR10g [W/kg]	0.081	0.080
psPDab (4.0cm2, sq) [W/m2]		1.80
Power Drift [dB]	0.10	-0.19
M2/M1 [%]		56.2
Dist 3dB Peak [mm]		5.7



Unless otherwise stated the results shown in this test report refer only to the sample(s) tested and such sample(s) are retained for 90 days only.
除非另有說明，此報告結果僅對測試之樣品負責，同時此樣品僅保留90天。本報告未經本公司書面許可，不可部份複製。
This document is issued by the Company subject to its General Conditions of Service printed overleaf, available on request or accessible at http://www.sgs.com.tw/Terms-and-Conditions and for electronic format documents, subject to Terms and Conditions for Electronic Documents at http://www.sgs.com.tw/Terms-and-Conditions. Attention is drawn to the limitation of liability, indemnification and jurisdiction issues defined therein. Any holder of this document is advised that information contained hereon reflects the Company's findings at the time of its intervention only and within the limits of Client's instructions, if any. The Company's sole responsibility is to its Client and this document does not exonerate parties to a transaction from exercising all their rights and obligations under the transaction documents. This document cannot be reproduced except in full, without prior written approval of the Company. Any unauthorized alteration, forgery or falsification of the content or appearance of this document is unlawful and offenders may be prosecuted to the fullest extent of the law.

ID: 013
Report No. :TESA2401000059ES
Measurement Report_U-NII-7 6.7GHz 802.11be(320M)_Body_Bottom Surface_CH 127_0mm_MIMO
Ambient temperature: 22.4°C; Liquid temperature: 22.1°C

Exposure Conditions

Phantom Section, TSL	Position, Test Distance [mm]	Frequency [MHz] Channel Number	Conversion Factor	TSL Conductivity [S/m]	TSL Permittivity
Flat, HSL	Bottom Surface, 0.00	6585.0, 127	5.17	6.283	33.825

Hardware Setup

Phantom	Probe, Calibration Date	DAE, Calibration Date
ELI	EX3DV4 - SN7509, 2023-04-26	DAE4 Sn1336, 2023-08-22

Scans Setup

	Area Scan	Zoom Scan
Grid Extents [mm]	68.0 x 153.0	22.0 x 22.0 x 22.0
Grid Steps [mm]	8.5 x 8.5	3.4 x 3.4 x 1.4
Sensor Surface [mm]	3.0	1.4

Measurement Results

	Area Scan	Zoom Scan
Date	2024-03-13	2024-03-13
psSAR1g [W/kg]	0.288	0.340
psSAR8g [W/kg]	0.118	0.130
psSAR10g [W/kg]	0.106	0.115
psPDab (4.0cm2, sq) [W/m2]		2.59
Power Drift [dB]	0.03	0.16
M2/M1 [%]		51.3
Dist 3dB Peak [mm]		7.5



Unless otherwise stated the results shown in this test report refer only to the sample(s) tested and such sample(s) are retained for 90 days only.
除非另有說明，此報告結果僅對測試之樣品負責，同時此樣品僅保留90天。本報告未經本公司書面許可，不可部份複製。
This document is issued by the Company subject to its General Conditions of Service printed overleaf, available on request or accessible at http://www.sgs.com.tw/Terms-and-Conditions and for electronic format documents, subject to Terms and Conditions for Electronic Documents at http://www.sgs.com.tw/Terms-and-Conditions. Attention is drawn to the limitation of liability, indemnification and jurisdiction issues defined therein. Any holder of this document is advised that information contained hereon reflects the Company's findings at the time of its intervention only and within the limits of Client's instructions, if any. The Company's sole responsibility is to its Client and this document does not exonerate parties to a transaction from exercising all their rights and obligations under the transaction documents. This document cannot be reproduced except in full, without prior written approval of the Company. Any unauthorized alteration, forgery or falsification of the content or appearance of this document is unlawful and offenders may be prosecuted to the fullest extent of the law.

ID: 014
Report No. :TESA2401000059ES
Measurement Report_U-NII-8 7.0GHz 802.11be(320M)_Body_Bottom Surface_CH 191_0mm_MIMO
Ambient temperature: 22.6°C; Liquid temperature: 22.3°C

Exposure Conditions

Phantom Section, TSL	Position, Test Distance [mm]	Frequency [MHz] Channel Number	Conversion Factor	TSL Conductivity [S/m]	TSL Permittivity
Flat, HSL	Bottom Surface, 0.00	6905.0, 191	5.45	6.65	33.458

Hardware Setup

Phantom	Probe, Calibration Date	DAE, Calibration Date
ELI	EX3DV4 - SN7509, 2023-04-26	DAE4 Sn1336, 2023-08-22

Scans Setup

	Area Scan	Zoom Scan
Grid Extents [mm]	68.0 x 136.0	22.0 x 22.0 x 22.0
Grid Steps [mm]	8.5 x 8.5	3.4 x 3.4 x 1.4
Sensor Surface [mm]	3.0	1.4

Measurement Results

	Area Scan	Zoom Scan
Date	2024-03-13	2024-03-13
psSAR1g [W/kg]	0.292	0.302
psSAR8g [W/kg]	0.112	0.111
psSAR10g [W/kg]	0.10	0.099
psPDab (4.0cm2, sq) [W/m2]		2.23
Power Drift [dB]	0.13	0.10
M2/M1 [%]		49.0
Dist 3dB Peak [mm]		7.0



Unless otherwise stated the results shown in this test report refer only to the sample(s) tested and such sample(s) are retained for 90 days only.
除非另有說明，此報告結果僅對測試之樣品負責，同時此樣品僅保留90天。本報告未經本公司書面許可，不可部份複製。
This document is issued by the Company subject to its General Conditions of Service printed overleaf, available on request or accessible at http://www.sgs.com.tw/Terms-and-Conditions and for electronic format documents, subject to Terms and Conditions for Electronic Documents at http://www.sgs.com.tw/Terms-and-Conditions. Attention is drawn to the limitation of liability, indemnification and jurisdiction issues defined therein. Any holder of this document is advised that information contained hereon reflects the Company's findings at the time of its intervention only and within the limits of Client's instructions, if any. The Company's sole responsibility is to its Client and this document does not exonerate parties to a transaction from exercising all their rights and obligations under the transaction documents. This document cannot be reproduced except in full, without prior written approval of the Company. Any unauthorized alteration, forgery or falsification of the content or appearance of this document is unlawful and offenders may be prosecuted to the fullest extent of the law.

ID: 020
Report No. :TESA2401000059ES
Measurement Report_WLAN 802.11b_Body_Bottom Surface_CH 11_0mm_Aux
Ambient temperature: 22.6°C; Liquid temperature: 22.4°C

Exposure Conditions

Phantom Section, TSL	Position, Test Distance [mm]	Frequency [MHz], Channel Number	Conversion Factor	TSL Conductivity [S/m]	TSL Permittivity
Flat, HSL	Bottom Surface, 0.00	2462.0, 11	6.86	1.773	38.667

Hardware Setup

Phantom	Probe, Calibration Date	DAE, Calibration Date
ELI	EX3DV4 - SN7823, 2023-08-11	DAE4 Sn1824, 2023-08-08

Scans Setup

	Area Scan	Zoom Scan
Grid Extents [mm]	80.0 x 100.0	30.0 x 30.0 x 30.0
Grid Steps [mm]	10.0 x 10.0	5.0 x 5.0 x 5.0
Sensor Surface [mm]	3.0	1.4

Measurement Results

	Area Scan	Zoom Scan
Date	2024-03-10	2024-03-10
psSAR1g [W/kg]	0.866	0.888
psSAR8g [W/kg]	0.480	0.478
psSAR10g [W/kg]	0.440	0.435
Power Drift [dB]	0.02	0.03
M2/M1 [%]		54.3
Dist 3dB Peak [mm]		9.9

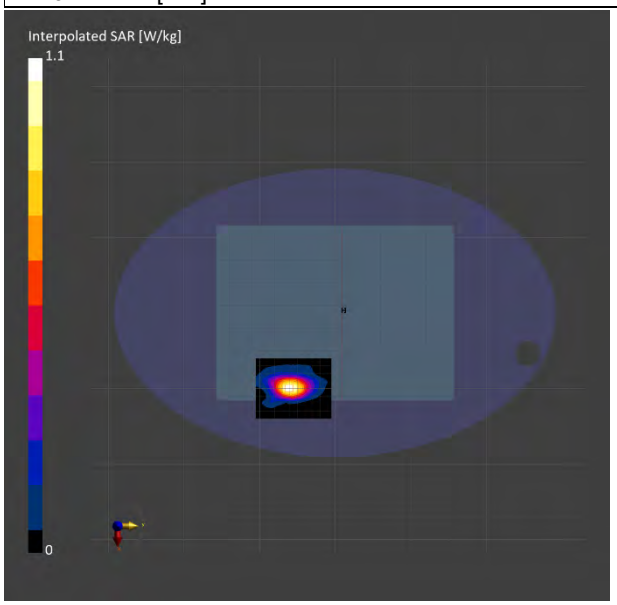

Unless otherwise stated the results shown in this test report refer only to the sample(s) tested and such sample(s) are retained for 90 days only.
除非另有說明，此報告結果僅對測試之樣品負責，同時此樣品僅保留90天。本報告未經本公司書面許可，不可部份複製。
This document is issued by the Company subject to its General Conditions of Service printed overleaf, available on request or accessible at http://www.sgs.com.tw/Terms-and-Conditions and for electronic format documents, subject to Terms and Conditions for Electronic Documents at http://www.sgs.com.tw/Terms-and-Conditions. Attention is drawn to the limitation of liability, indemnification and jurisdiction issues defined therein. Any holder of this document is advised that information contained hereon reflects the Company's findings at the time of its intervention only and within the limits of Client's instructions, if any. The Company's sole responsibility is to its Client and this document does not exonerate parties to a transaction from exercising all their rights and obligations under the transaction documents. This document cannot be reproduced except in full, without prior written approval of the Company. Any unauthorized alteration, forgery or falsification of the content or appearance of this document is unlawful and offenders may be prosecuted to the fullest extent of the law.

ID: 021
Report No. :TESA2401000059ES
Measurement Report_Bluetooth(GFSK)_Body_Bottom Surface_CH 0_0mm_Aux
Ambient temperature: 22.6°C; Liquid temperature: 22.4°C

Exposure Conditions

Phantom Section, TSL	Position, Test Distance [mm]	Frequency [MHz], Channel Number	Conversion Factor	TSL Conductivity [S/m]	TSL Permittivity
Flat, HSL	Bottom Surface, 0.00	2402.0, 0	6.86	1.726	38.766

Hardware Setup

Phantom	Probe, Calibration Date	DAE, Calibration Date
ELI	EX3DV4 - SN7823, 2023-08-11	DAE4 Sn1824, 2023-08-08

Scans Setup

	Area Scan	Zoom Scan
Grid Extents [mm]	80.0 x 100.0	30.0 x 30.0 x 30.0
Grid Steps [mm]	10.0 x 10.0	5.0 x 5.0 x 1.5
Sensor Surface [mm]	3.0	1.4

Measurement Results

	Area Scan	Zoom Scan
Date	2024-03-10	2024-03-10
psSAR1g [W/kg]	0.116	0.126
psSAR8g [W/kg]	0.068	0.068
psSAR10g [W/kg]	0.063	0.062
Power Drift [dB]	-0.06	-0.04
M2/M1 [%]		79.9
Dist 3dB Peak [mm]		11.8

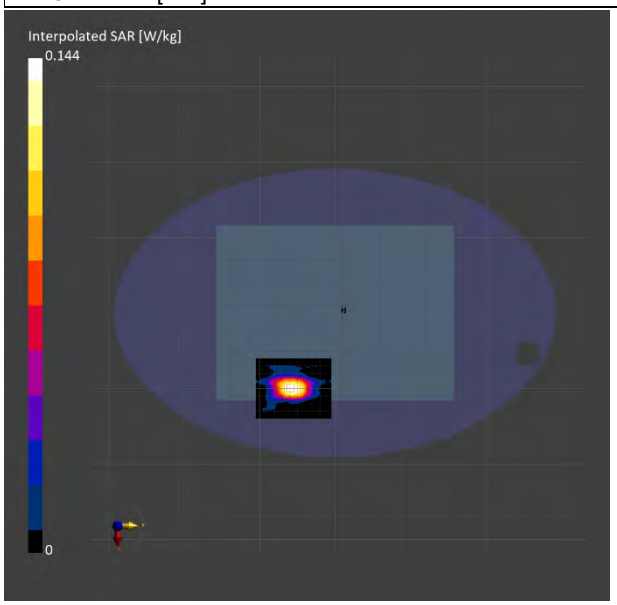

Unless otherwise stated the results shown in this test report refer only to the sample(s) tested and such sample(s) are retained for 90 days only.
除非另有說明，此報告結果僅對測試之樣品負責，同時此樣品僅保留90天。本報告未經本公司書面許可，不可部份複製。
This document is issued by the Company subject to its General Conditions of Service printed overleaf, available on request or accessible at http://www.sgs.com.tw/Terms-and-Conditions and for electronic format documents, subject to Terms and Conditions for Electronic Documents at http://www.sgs.com.tw/Terms-and-Conditions. Attention is drawn to the limitation of liability, indemnification and jurisdiction issues defined therein. Any holder of this document is advised that information contained hereon reflects the Company's findings at the time of its intervention only and within the limits of Client's instructions, if any. The Company's sole responsibility is to its Client and this document does not exonerate parties to a transaction from exercising all their rights and obligations under the transaction documents. This document cannot be reproduced except in full, without prior written approval of the Company. Any unauthorized alteration, forgery or falsification of the content or appearance of this document is unlawful and offenders may be prosecuted to the fullest extent of the law.

ID: 022
Report No. :TESA2401000059ES
Measurement Report_WLAN 802.11b_Body_Bottom Surface_CH 11_0mm_Main
Ambient temperature: 22.6°C; Liquid temperature: 22.4°C

Exposure Conditions

Phantom Section, TSL	Position, Test Distance [mm]	Frequency [MHz], Channel Number	Conversion Factor	TSL Conductivity [S/m]	TSL Permittivity
Flat, HSL	Bottom Surface, 0.00	2462.0, 11	6.86	1.773	38.667

Hardware Setup

Phantom	Probe, Calibration Date	DAE, Calibration Date
ELI	EX3DV4 - SN7823, 2023-08-11	DAE4 Sn1824, 2023-08-08

Scans Setup

	Area Scan	Zoom Scan
Grid Extents [mm]	80.0 x 100.0	30.0 x 30.0 x 30.0
Grid Steps [mm]	10.0 x 10.0	5.0 x 5.0 x 1.5
Sensor Surface [mm]	3.0	1.4

Measurement Results

	Area Scan	Zoom Scan
Date	2024-03-10	2024-03-10
psSAR1g [W/kg]	0.752	0.740
psSAR8g [W/kg]	0.401	0.389
psSAR10g [W/kg]	0.365	0.354
Power Drift [dB]	0.16	0.10
M2/M1 [%]		80.7
Dist 3dB Peak [mm]		9.9

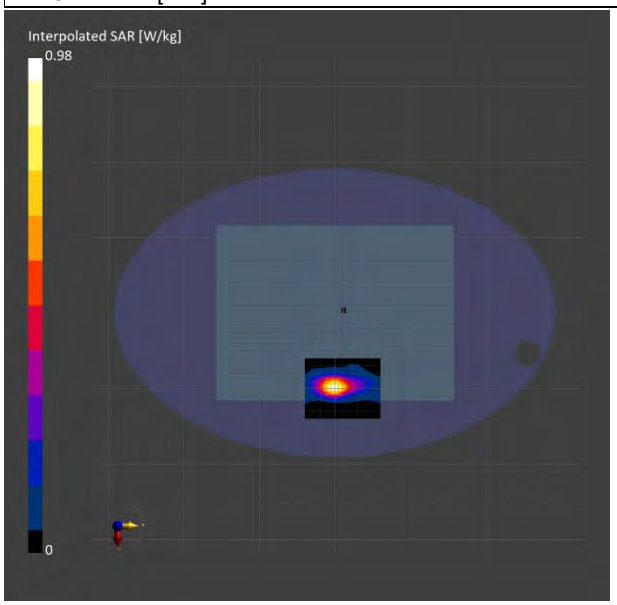

Unless otherwise stated the results shown in this test report refer only to the sample(s) tested and such sample(s) are retained for 90 days only.
除非另有說明，此報告結果僅對測試之樣品負責，同時此樣品僅保留90天。本報告未經本公司書面許可，不可部份複製。
This document is issued by the Company subject to its General Conditions of Service printed overleaf, available on request or accessible at http://www.sgs.com.tw/Terms-and-Conditions and for electronic format documents, subject to Terms and Conditions for Electronic Documents at http://www.sgs.com.tw/Terms-and-Conditions. Attention is drawn to the limitation of liability, indemnification and jurisdiction issues defined therein. Any holder of this document is advised that information contained hereon reflects the Company's findings at the time of its intervention only and within the limits of Client's instructions, if any. The Company's sole responsibility is to its Client and this document does not exonerate parties to a transaction from exercising all their rights and obligations under the transaction documents. This document cannot be reproduced except in full, without prior written approval of the Company. Any unauthorized alteration, forgery or falsification of the content or appearance of this document is unlawful and offenders may be prosecuted to the fullest extent of the law.

ID: 023
Report No. :TESA2401000059ES
Measurement Report_Bluetooth(GFSK)_Body_Bottom Surface_CH 39_0mm_Main
Ambient temperature: 22.6°C; Liquid temperature: 22.4°C

Exposure Conditions

Phantom Section, TSL	Position, Test Distance [mm]	Frequency [MHz], Channel Number	Conversion Factor	TSL Conductivity [S/m]	TSL Permittivity
Flat, HSL	Bottom Surface, 0.00	2441.0, 39	6.86	1.756	38.696

Hardware Setup

Phantom	Probe, Calibration Date	DAE, Calibration Date
ELI	EX3DV4 - SN7823, 2023-08-11	DAE4 Sn1824, 2023-08-08

Scans Setup

	Area Scan	Zoom Scan
Grid Extents [mm]	80.0 x 100.0	30.0 x 30.0 x 30.0
Grid Steps [mm]	10.0 x 10.0	5.0 x 5.0 x 1.5
Sensor Surface [mm]	3.0	1.4

Measurement Results

	Area Scan	Zoom Scan
Date	2024-03-10	2024-03-10
psSAR1g [W/kg]	0.110	0.113
psSAR8g [W/kg]	0.058	0.057
psSAR10g [W/kg]	0.053	0.051
Power Drift [dB]	0.11	0.01
M2/M1 [%]		79.4
Dist 3dB Peak [mm]		9.5

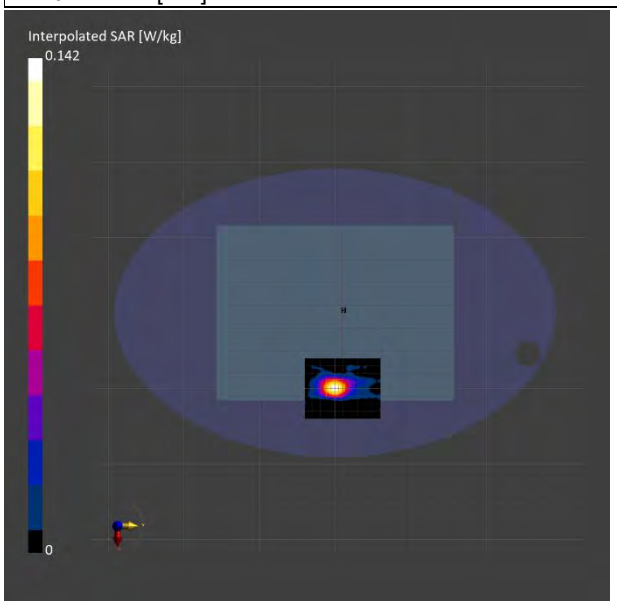

Unless otherwise stated the results shown in this test report refer only to the sample(s) tested and such sample(s) are retained for 90 days only.
除非另有說明，此報告結果僅對測試之樣品負責，同時此樣品僅保留90天。本報告未經本公司書面許可，不可部份複製。
This document is issued by the Company subject to its General Conditions of Service printed overleaf, available on request or accessible at http://www.sgs.com.tw/Terms-and-Conditions and for electronic format documents, subject to Terms and Conditions for Electronic Documents at http://www.sgs.com.tw/Terms-and-Conditions. Attention is drawn to the limitation of liability, indemnification and jurisdiction issues defined therein. Any holder of this document is advised that information contained hereon reflects the Company's findings at the time of its intervention only and within the limits of Client's instructions, if any. The Company's sole responsibility is to its Client and this document does not exonerate parties to a transaction from exercising all their rights and obligations under the transaction documents. This document cannot be reproduced except in full, without prior written approval of the Company. Any unauthorized alteration, forgery or falsification of the content or appearance of this document is unlawful and offenders may be prosecuted to the fullest extent of the law.

ID: 024
Report No. :TESA2401000059ES
Measurement Report_WLAN 802.11b_Body_Bottom Surface_CH 11_0mm_MIMO
Ambient temperature: 22.6°C; Liquid temperature: 22.4°C

Exposure Conditions

Phantom Section, TSL	Position, Test Distance [mm]	Frequency [MHz], Channel Number	Conversion Factor	TSL Conductivity [S/m]	TSL Permittivity
Flat, HSL	Bottom Surface, 0.00	2462.0, 11	6.86	1.773	38.667

Hardware Setup

Phantom	Probe, Calibration Date	DAE, Calibration Date
ELI	EX3DV4 - SN7823, 2023-08-11	DAE4 Sn1824, 2023-08-08

Scans Setup

	Area Scan	Zoom Scan
Grid Extents [mm]	60.0 x 160.0	30.0 x 30.0 x 30.0
Grid Steps [mm]	10.0 x 10.0	5.0 x 5.0 x 1.5
Sensor Surface [mm]	3.0	1.4

Measurement Results

	Area Scan	Zoom Scan
Date	2024-03-10	2024-03-10
psSAR1g [W/kg]	0.835	0.849
psSAR8g [W/kg]	0.465	0.464
psSAR10g [W/kg]	0.428	0.426
Power Drift [dB]	-0.04	-0.01
M2/M1 [%]		79.2
Dist 3dB Peak [mm]		9.0

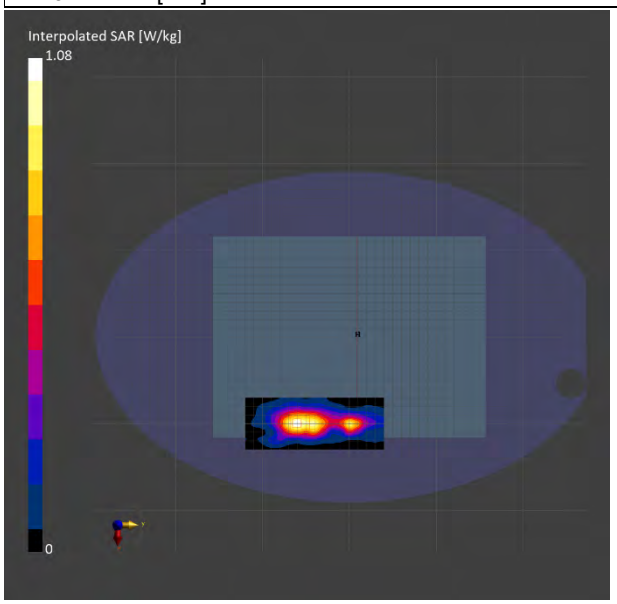

Unless otherwise stated the results shown in this test report refer only to the sample(s) tested and such sample(s) are retained for 90 days only.
除非另有說明，此報告結果僅對測試之樣品負責，同時此樣品僅保留90天。本報告未經本公司書面許可，不可部份複製。
This document is issued by the Company subject to its General Conditions of Service printed overleaf, available on request or accessible at http://www.sgs.com.tw/Terms-and-Conditions and for electronic format documents, subject to Terms and Conditions for Electronic Documents at http://www.sgs.com.tw/Terms-and-Conditions. Attention is drawn to the limitation of liability, indemnification and jurisdiction issues defined therein. Any holder of this document is advised that information contained hereon reflects the Company's findings at the time of its intervention only and within the limits of Client's instructions, if any. The Company's sole responsibility is to its Client and this document does not exonerate parties to a transaction from exercising all their rights and obligations under the transaction documents. This document cannot be reproduced except in full, without prior written approval of the Company. Any unauthorized alteration, forgery or falsification of the content or appearance of this document is unlawful and offenders may be prosecuted to the fullest extent of the law.

ID: 025
Report No. :TESA2401000059ES
Measurement Report_WLAN 802.11ac(80M) 5.2G_Body_Bottom Surface_CH 42_0mm_MIMO
Ambient temperature: 22.5°C; Liquid temperature: 22.1°C

Exposure Conditions

Phantom Section, TSL	Position, Test Distance [mm]	Frequency [MHz], Channel Number	Conversion Factor	TSL Conductivity [S/m]	TSL Permittivity
Flat, HSL	Bottom Surface, 0.00	5210.0, 42	5.3	4.636	35.476

Hardware Setup

Phantom	Probe, Calibration Date	DAE, Calibration Date
ELI	EX3DV4 - SN7823, 2023-08-11	DAE4 Sn1824, 2023-08-08

Scans Setup

	Area Scan	Zoom Scan
Grid Extents [mm]	80.0 x 160.0	22.0 x 22.0 x 22.0
Grid Steps [mm]	10.0 x 10.0	2.6 x 2.6 x 1.2
Sensor Surface [mm]	3.0	1.4

Measurement Results

	Area Scan	Zoom Scan
Date	2024-03-11	2024-03-11
psSAR1g [W/kg]	0.385	0.569
psSAR8g [W/kg]	0.167	0.170
psSAR10g [W/kg]	0.149	0.145
Power Drift [dB]	-0.17	0.04
M2/M1 [%]		66.1
Dist 3dB Peak [mm]		4.2

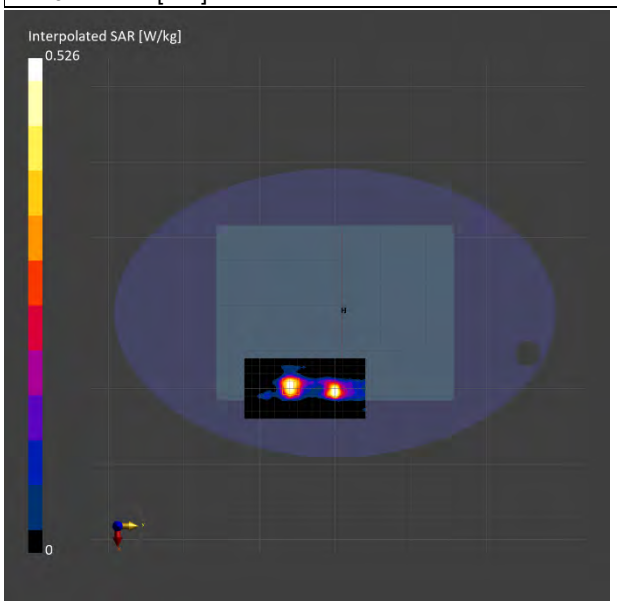

Unless otherwise stated the results shown in this test report refer only to the sample(s) tested and such sample(s) are retained for 90 days only.
除非另有說明，此報告結果僅對測試之樣品負責，同時此樣品僅保留90天。本報告未經本公司書面許可，不可部份複製。
This document is issued by the Company subject to its General Conditions of Service printed overleaf, available on request or accessible at http://www.sgs.com.tw/Terms-and-Conditions and for electronic format documents, subject to Terms and Conditions for Electronic Documents at http://www.sgs.com.tw/Terms-and-Conditions. Attention is drawn to the limitation of liability, indemnification and jurisdiction issues defined therein. Any holder of this document is advised that information contained hereon reflects the Company's findings at the time of its intervention only and within the limits of Client's instructions, if any. The Company's sole responsibility is to its Client and this document does not exonerate parties to a transaction from exercising all their rights and obligations under the transaction documents. This document cannot be reproduced except in full, without prior written approval of the Company. Any unauthorized alteration, forgery or falsification of the content or appearance of this document is unlawful and offenders may be prosecuted to the fullest extent of the law.

ID: 026
Report No. :TESA2401000059ES
Measurement Report_WLAN 802.11ac(80M) 5.3G_Body_Bottom Surface_CH 58_0mm_MIMO
Ambient temperature: 22.5°C; Liquid temperature: 22.1°C

Exposure Conditions

Phantom Section, TSL	Position, Test Distance [mm]	Frequency [MHz], Channel Number	Conversion Factor	TSL Conductivity [S/m]	TSL Permittivity
Flat, HSL	Bottom Surface, 0.00	5290.0, 58	5.09	4.716	35.39

Hardware Setup

Phantom	Probe, Calibration Date	DAE, Calibration Date
ELI	EX3DV4 - SN7823, 2023-08-11	DAE4 Sn1824, 2023-08-08

Scans Setup

	Area Scan	Zoom Scan
Grid Extents [mm]	80.0 x 160.0	22.0 x 22.0 x 22.0
Grid Steps [mm]	10.0 x 10.0	2.8 x 2.8 x 1.2
Sensor Surface [mm]	3.0	1.4

Measurement Results

	Area Scan	Zoom Scan
Date	2024-03-11	2024-03-11
psSAR1g [W/kg]	0.449	0.590
psSAR8g [W/kg]	0.169	0.192
psSAR10g [W/kg]	0.149	0.167
Power Drift [dB]	0.01	0.06
M2/M1 [%]		70.6
Dist 3dB Peak [mm]		4.5

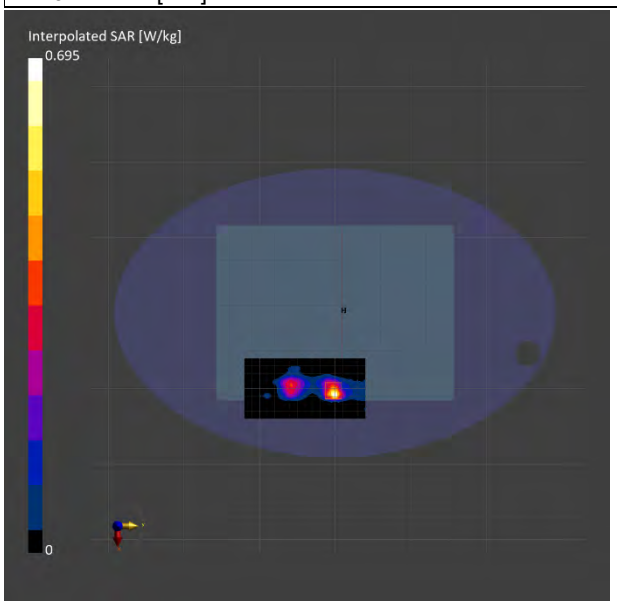

Unless otherwise stated the results shown in this test report refer only to the sample(s) tested and such sample(s) are retained for 90 days only.
除非另有說明，此報告結果僅對測試之樣品負責，同時此樣品僅保留90天。本報告未經本公司書面許可，不可部份複製。
This document is issued by the Company subject to its General Conditions of Service printed overleaf, available on request or accessible at http://www.sgs.com.tw/Terms-and-Conditions and for electronic format documents, subject to Terms and Conditions for Electronic Documents at http://www.sgs.com.tw/Terms-and-Conditions. Attention is drawn to the limitation of liability, indemnification and jurisdiction issues defined therein. Any holder of this document is advised that information contained hereon reflects the Company's findings at the time of its intervention only and within the limits of Client's instructions, if any. The Company's sole responsibility is to its Client and this document does not exonerate parties to a transaction from exercising all their rights and obligations under the transaction documents. This document cannot be reproduced except in full, without prior written approval of the Company. Any unauthorized alteration, forgery or falsification of the content or appearance of this document is unlawful and offenders may be prosecuted to the fullest extent of the law.

ID: 027
Report No. :TESA2401000059ES
Measurement Report_WLAN 802.11ac(160M) 5.6G_Body_Bottom Surface_CH 114_0mm_MIMO
Ambient temperature: 22.8°C; Liquid temperature: 22.5°C

Exposure Conditions

Phantom Section, TSL	Position, Test Distance [mm]	Frequency [MHz], Channel Number	Conversion Factor	TSL Conductivity [S/m]	TSL Permittivity
Flat, HSL	Bottom Surface, 0.00	5570.0, 114	4.45	5.012	35.029

Hardware Setup

Phantom	Probe, Calibration Date	DAE, Calibration Date
ELI	EX3DV4 - SN7823, 2023-08-11	DAE4 Sn1824, 2023-08-08

Scans Setup

	Area Scan	Zoom Scan
Grid Extents [mm]	80.0 x 160.0	22.0 x 22.0 x 22.0
Grid Steps [mm]	10.0 x 10.0	2.2 x 2.2 x 1.2
Sensor Surface [mm]	3.0	1.4

Measurement Results

	Area Scan	Zoom Scan
Date	2024-03-12	2024-03-12
psSAR1g [W/kg]	0.350	0.541
psSAR8g [W/kg]	0.131	0.152
psSAR10g [W/kg]	0.116	0.130
Power Drift [dB]	0.12	0.05
M2/M1 [%]		65.7
Dist 3dB Peak [mm]		4.4

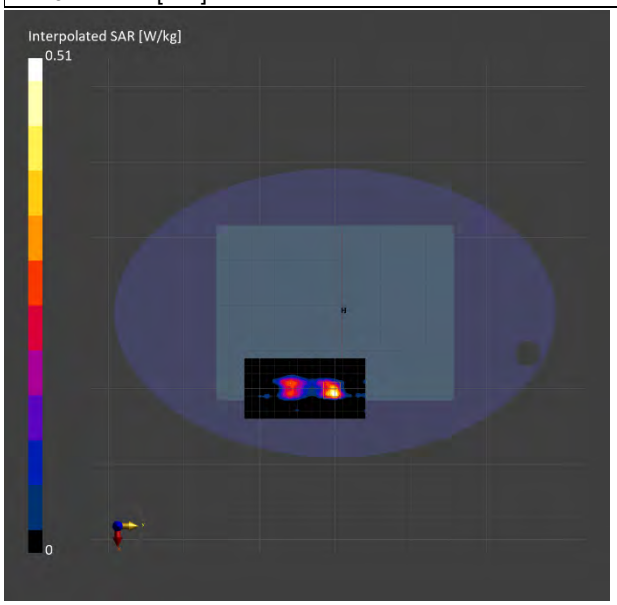

Unless otherwise stated the results shown in this test report refer only to the sample(s) tested and such sample(s) are retained for 90 days only.
除非另有說明，此報告結果僅對測試之樣品負責，同時此樣品僅保留90天。本報告未經本公司書面許可，不可部份複製。
This document is issued by the Company subject to its General Conditions of Service printed overleaf, available on request or accessible at http://www.sgs.com.tw/Terms-and-Conditions and for electronic format documents, subject to Terms and Conditions for Electronic Documents at http://www.sgs.com.tw/Terms-and-Conditions. Attention is drawn to the limitation of liability, indemnification and jurisdiction issues defined therein. Any holder of this document is advised that information contained hereon reflects the Company's findings at the time of its intervention only and within the limits of Client's instructions, if any. The Company's sole responsibility is to its Client and this document does not exonerate parties to a transaction from exercising all their rights and obligations under the transaction documents. This document cannot be reproduced except in full, without prior written approval of the Company. Any unauthorized alteration, forgery or falsification of the content or appearance of this document is unlawful and offenders may be prosecuted to the fullest extent of the law.

ID: 028
Report No. :TESA2401000059ES
Measurement Report_WLAN 802.11ac(80M) 5.8G_Body_Bottom Surface_CH 155_0mm_MIMO
Ambient temperature: 22.7°C; Liquid temperature: 22.3°C

Exposure Conditions

Phantom Section, TSL	Position, Test Distance [mm]	Frequency [MHz], Channel Number	Conversion Factor	TSL Conductivity [S/m]	TSL Permittivity
Flat, HSL	Bottom Surface, 0.00	5775.0, 155	4.57	5.205	34.813

Hardware Setup

Phantom	Probe, Calibration Date	DAE, Calibration Date
ELI	EX3DV4 - SN7823, 2023-08-11	DAE4 Sn1824, 2023-08-08

Scans Setup

	Area Scan	Zoom Scan
Grid Extents [mm]	80.0 x 160.0	22.0 x 22.0 x 22.0
Grid Steps [mm]	10.0 x 10.0	2.6 x 2.6 x 1.2
Sensor Surface [mm]	3.0	1.4

Measurement Results

	Area Scan	Zoom Scan
Date	2024-03-12	2024-03-12
psSAR1g [W/kg]	0.273	0.363
psSAR8g [W/kg]	0.107	0.109
psSAR10g [W/kg]	0.096	0.094
Power Drift [dB]	0.17	-0.09
M2/M1 [%]		61.0
Dist 3dB Peak [mm]		4.2

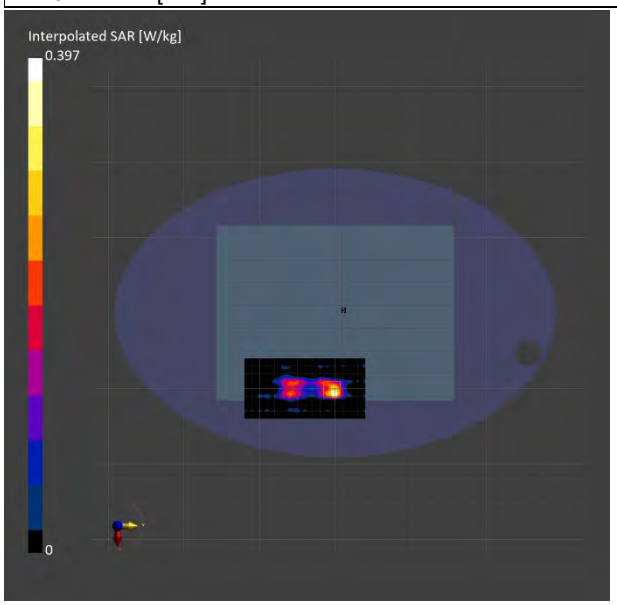

Unless otherwise stated the results shown in this test report refer only to the sample(s) tested and such sample(s) are retained for 90 days only.
除非另有說明，此報告結果僅對測試之樣品負責，同時此樣品僅保留90天。本報告未經本公司書面許可，不可部份複製。
This document is issued by the Company subject to its General Conditions of Service printed overleaf, available on request or accessible at http://www.sgs.com.tw/Terms-and-Conditions and for electronic format documents, subject to Terms and Conditions for Electronic Documents at http://www.sgs.com.tw/Terms-and-Conditions. Attention is drawn to the limitation of liability, indemnification and jurisdiction issues defined therein. Any holder of this document is advised that information contained hereon reflects the Company's findings at the time of its intervention only and within the limits of Client's instructions, if any. The Company's sole responsibility is to its Client and this document does not exonerate parties to a transaction from exercising all their rights and obligations under the transaction documents. This document cannot be reproduced except in full, without prior written approval of the Company. Any unauthorized alteration, forgery or falsification of the content or appearance of this document is unlawful and offenders may be prosecuted to the fullest extent of the law.

ID: 029
Report No. :TESA2401000059ES
Measurement Report_WLAN 802.11ac(80M) 5.9G_Body_Bottom Surface_CH 171_0mm_MIMO
Ambient temperature: 22.7°C; Liquid temperature: 22.3°C

Exposure Conditions

Phantom Section, TSL	Position, Test Distance [mm]	Frequency [MHz], Channel Number	Conversion Factor	TSL Conductivity [S/m]	TSL Permittivity
Flat, HSL	Bottom Surface, 0.00	5855.0, 171	4.57	5.291	34.729

Hardware Setup

Phantom	Probe, Calibration Date	DAE, Calibration Date
ELI	EX3DV4 - SN7823, 2023-08-11	DAE4 Sn1824, 2023-08-08

Scans Setup

	Area Scan	Zoom Scan
Grid Extents [mm]	80.0 x 160.0	22.0 x 22.0 x 22.0
Grid Steps [mm]	10.0 x 10.0	3.4 x 3.4 x 1.4
Sensor Surface [mm]	3.0	1.4

Measurement Results

	Area Scan	Zoom Scan
Date	2024-03-12	2024-03-12
psSAR1g [W/kg]	0.404	0.583
psSAR8g [W/kg]	0.153	0.178
psSAR10g [W/kg]	0.136	0.154
Power Drift [dB]	0.04	0.03
M2/M1 [%]		58.0
Dist 3dB Peak [mm]		4.2

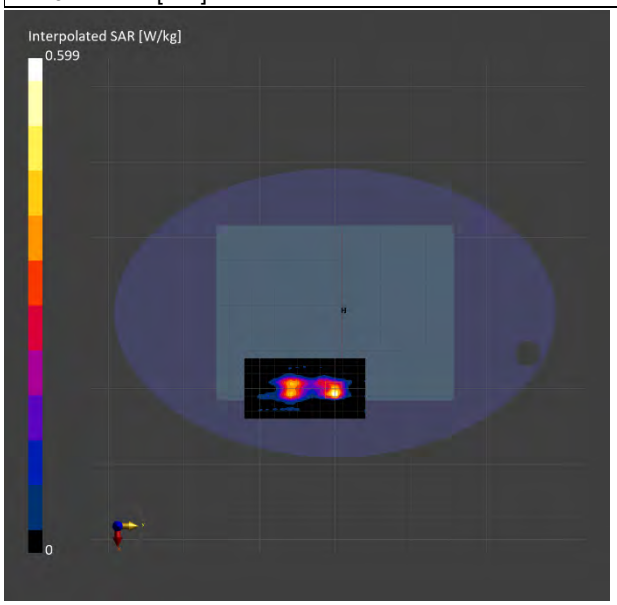

Unless otherwise stated the results shown in this test report refer only to the sample(s) tested and such sample(s) are retained for 90 days only.
除非另有說明，此報告結果僅對測試之樣品負責，同時此樣品僅保留90天。本報告未經本公司書面許可，不可部份複製。
This document is issued by the Company subject to its General Conditions of Service printed overleaf, available on request or accessible at http://www.sgs.com.tw/Terms-and-Conditions and for electronic format documents, subject to Terms and Conditions for Electronic Documents at http://www.sgs.com.tw/Terms-and-Conditions. Attention is drawn to the limitation of liability, indemnification and jurisdiction issues defined therein. Any holder of this document is advised that information contained hereon reflects the Company's findings at the time of its intervention only and within the limits of Client's instructions, if any. The Company's sole responsibility is to its Client and this document does not exonerate parties to a transaction from exercising all their rights and obligations under the transaction documents. This document cannot be reproduced except in full, without prior written approval of the Company. Any unauthorized alteration, forgery or falsification of the content or appearance of this document is unlawful and offenders may be prosecuted to the fullest extent of the law.

ID: 030
Report No. :TESA2401000059ES
Measurement Report_U-NII-5 6.2GHz 802.11be(320M)_Body_Bottom Surface_CH 31_0mm_MIMO
Ambient temperature: 22.6°C; Liquid temperature: 22.2°C

Exposure Conditions

Phantom Section, TSL	Position, Test Distance [mm]	Frequency [MHz], Channel Number	Conversion Factor	TSL Conductivity [S/m]	TSL Permittivity
Flat, HSL	Bottom Surface, 0.00	6105.0, 31	4.94	5.566	34.456

Hardware Setup

Phantom	Probe, Calibration Date	DAE, Calibration Date
ELI	EX3DV4 - SN7823, 2023-08-11	DAE4 Sn1824, 2023-08-08

Scans Setup

	Area Scan	Zoom Scan
Grid Extents [mm]	68.0 x 136.0	22.0 x 22.0 x 22.0
Grid Steps [mm]	8.5 x 8.5	3.4 x 3.4 x 1.4
Sensor Surface [mm]	3.0	1.4

Measurement Results

	Area Scan	Zoom Scan
Date	2024-03-13	2024-03-13
psSAR1g [W/kg]	0.441	0.548
psSAR8g [W/kg]	0.164	0.169
psSAR10g [W/kg]	0.144	0.146
psPDab (4.0cm2, sq) [W/m2]		3.39
Power Drift [dB]	-0.09	0.16
M2/M1 [%]		53.0
Dist 3dB Peak [mm]		5.0

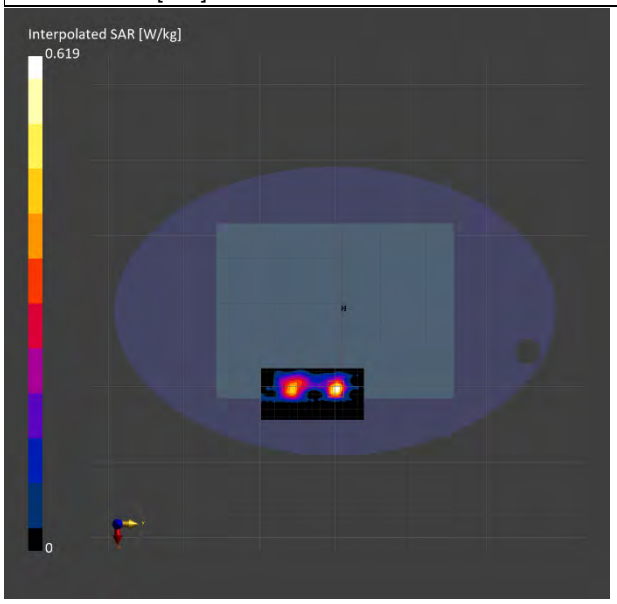

Unless otherwise stated the results shown in this test report refer only to the sample(s) tested and such sample(s) are retained for 90 days only.
除非另有說明，此報告結果僅對測試之樣品負責，同時此樣品僅保留90天。本報告未經本公司書面許可，不可部份複製。
This document is issued by the Company subject to its General Conditions of Service printed overleaf, available on request or accessible at http://www.sgs.com.tw/Terms-and-Conditions and for electronic format documents, subject to Terms and Conditions for Electronic Documents at http://www.sgs.com.tw/Terms-and-Conditions. Attention is drawn to the limitation of liability, indemnification and jurisdiction issues defined therein. Any holder of this document is advised that information contained hereon reflects the Company's findings at the time of its intervention only and within the limits of Client's instructions, if any. The Company's sole responsibility is to its Client and this document does not exonerate parties to a transaction from exercising all their rights and obligations under the transaction documents. This document cannot be reproduced except in full, without prior written approval of the Company. Any unauthorized alteration, forgery or falsification of the content or appearance of this document is unlawful and offenders may be prosecuted to the fullest extent of the law.

ID: 031
Report No. :TESA2401000059ES
Measurement Report_U-NII-6 6.5GHz 802.11be(320M)_Body_Bottom Surface_CH 95_0mm_MIMO
Ambient temperature: 22.6°C; Liquid temperature: 22.2°C

Exposure Conditions

Phantom Section, TSL	Position, Test Distance [mm]	Frequency [MHz], Channel Number	Conversion Factor	TSL Conductivity [S/m]	TSL Permittivity
Flat, HSL	Bottom Surface, 0.00	6425.0, 95	4.94	5.946	34.076

Hardware Setup

Phantom	Probe, Calibration Date	DAE, Calibration Date
ELI	EX3DV4 - SN7823, 2023-08-11	DAE4 Sn1824, 2023-08-08

Scans Setup

	Area Scan	Zoom Scan
Grid Extents [mm]	68.0 x 136.0	22.0 x 22.0 x 22.0
Grid Steps [mm]	8.5 x 8.5	3.4 x 3.4 x 1.4
Sensor Surface [mm]	3.0	1.4

Measurement Results

	Area Scan	Zoom Scan
Date	2024-03-13	2024-03-13
psSAR1g [W/kg]	0.406	0.436
psSAR8g [W/kg]	0.168	0.149
psSAR10g [W/kg]	0.150	0.130
psPDab (4.0cm2, sq) [W/m2]		2.98
Power Drift [dB]	0.12	-0.10
M2/M1 [%]		50.7
Dist 3dB Peak [mm]		5.7

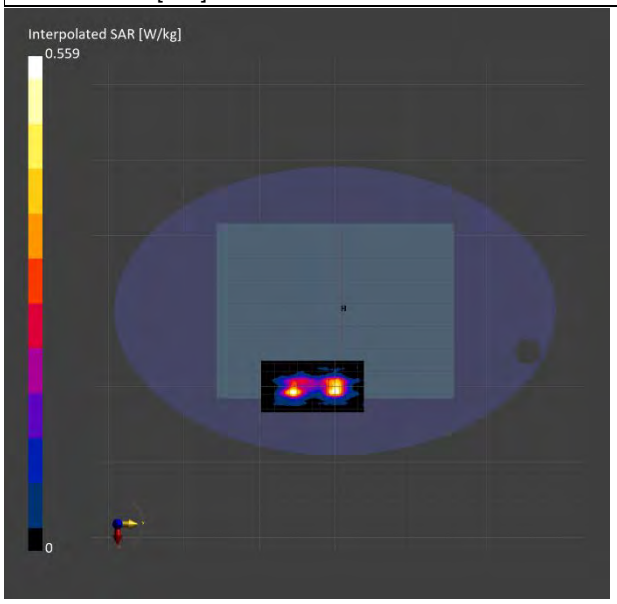

Unless otherwise stated the results shown in this test report refer only to the sample(s) tested and such sample(s) are retained for 90 days only.
除非另有說明，此報告結果僅對測試之樣品負責，同時此樣品僅保留90天。本報告未經本公司書面許可，不可部份複製。
This document is issued by the Company subject to its General Conditions of Service printed overleaf, available on request or accessible at http://www.sgs.com.tw/Terms-and-Conditions and for electronic format documents, subject to Terms and Conditions for Electronic Documents at http://www.sgs.com.tw/Terms-and-Conditions. Attention is drawn to the limitation of liability, indemnification and jurisdiction issues defined therein. Any holder of this document is advised that information contained hereon reflects the Company's findings at the time of its intervention only and within the limits of Client's instructions, if any. The Company's sole responsibility is to its Client and this document does not exonerate parties to a transaction from exercising all their rights and obligations under the transaction documents. This document cannot be reproduced except in full, without prior written approval of the Company. Any unauthorized alteration, forgery or falsification of the content or appearance of this document is unlawful and offenders may be prosecuted to the fullest extent of the law.

ID: 032
Report No. :TESA2401000059ES
Measurement Report_U-NII-7 6.7GHz 802.11be(320M)_Body_Bottom Surface_CH 127_0mm_MIMO
Ambient temperature: 22.6°C; Liquid temperature: 22.2°C

Exposure Conditions

Phantom Section, TSL	Position, Test Distance [mm]	Frequency [MHz], Channel Number	Conversion Factor	TSL Conductivity [S/m]	TSL Permittivity
Flat, HSL	Bottom Surface, 0.00	6585.0, 127	4.94	6.137	33.881

Hardware Setup

Phantom	Probe, Calibration Date	DAE, Calibration Date
ELI	EX3DV4 - SN7823, 2023-08-11	DAE4 Sn1824, 2023-08-08

Scans Setup

	Area Scan	Zoom Scan
Grid Extents [mm]	85.0 x 102.0	22.0 x 22.0 x 22.0
Grid Steps [mm]	8.5 x 8.5	3.4 x 3.4 x 1.4
Sensor Surface [mm]	3.0	1.4

Measurement Results

	Area Scan	Zoom Scan
Date	2024-03-13	2024-03-13
psSAR1g [W/kg]	0.459	0.494
psSAR8g [W/kg]	0.189	0.171
psSAR10g [W/kg]	0.169	0.150
psPDab (4.0cm2, sq) [W/m2]		3.42
Power Drift [dB]	0.12	-0.15
M2/M1 [%]		48.5
Dist 3dB Peak [mm]		6.5

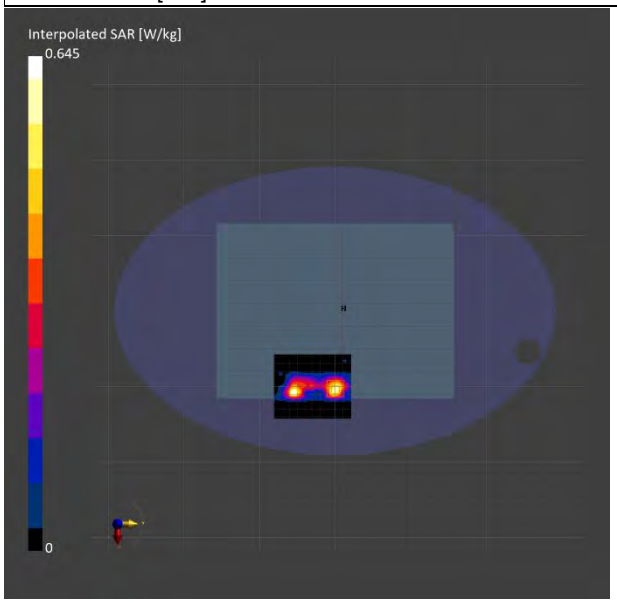

Unless otherwise stated the results shown in this test report refer only to the sample(s) tested and such sample(s) are retained for 90 days only.
除非另有說明，此報告結果僅對測試之樣品負責，同時此樣品僅保留90天。本報告未經本公司書面許可，不可部份複製。
This document is issued by the Company subject to its General Conditions of Service printed overleaf, available on request or accessible at http://www.sgs.com.tw/Terms-and-Conditions and for electronic format documents, subject to Terms and Conditions for Electronic Documents at http://www.sgs.com.tw/Terms-and-Conditions. Attention is drawn to the limitation of liability, indemnification and jurisdiction issues defined therein. Any holder of this document is advised that information contained hereon reflects the Company's findings at the time of its intervention only and within the limits of Client's instructions, if any. The Company's sole responsibility is to its Client and this document does not exonerate parties to a transaction from exercising all their rights and obligations under the transaction documents. This document cannot be reproduced except in full, without prior written approval of the Company. Any unauthorized alteration, forgery or falsification of the content or appearance of this document is unlawful and offenders may be prosecuted to the fullest extent of the law.

ID: 033
Report No. :TESA2401000059ES
Measurement Report_U-NII-8 7.0GHz 802.11be(320M)_Body_Bottom Surface_CH 191_0mm_MIMO
Ambient temperature: 22.3°C; Liquid temperature: 22.0°C

Exposure Conditions

Phantom Section, TSL	Position, Test Distance [mm]	Frequency [MHz], Channel Number	Conversion Factor	TSL Conductivity [S/m]	TSL Permittivity
Flat, HSL	Bottom Surface, 0.00	6905.0, 191	4.91	6.503	33.5

Hardware Setup

Phantom	Probe, Calibration Date	DAE, Calibration Date
ELI	EX3DV4 - SN7823, 2023-08-11	DAE4 Sn1824, 2023-08-08

Scans Setup

	Area Scan	Zoom Scan
Grid Extents [mm]	68.0 x 136.0	22.0 x 22.0 x 22.0
Grid Steps [mm]	8.5 x 8.5	3.4 x 3.4 x 1.4
Sensor Surface [mm]	3.0	1.4

Measurement Results

	Area Scan	Zoom Scan
Date	2024-03-13	2024-03-13
psSAR1g [W/kg]	0.387	0.402
psSAR8g [W/kg]	0.157	0.136
psSAR10g [W/kg]	0.140	0.118
psPDab (4.0cm2, sq) [W/m2]		2.71
Power Drift [dB]	0.05	-0.01
M2/M1 [%]		47.0
Dist 3dB Peak [mm]		6.1

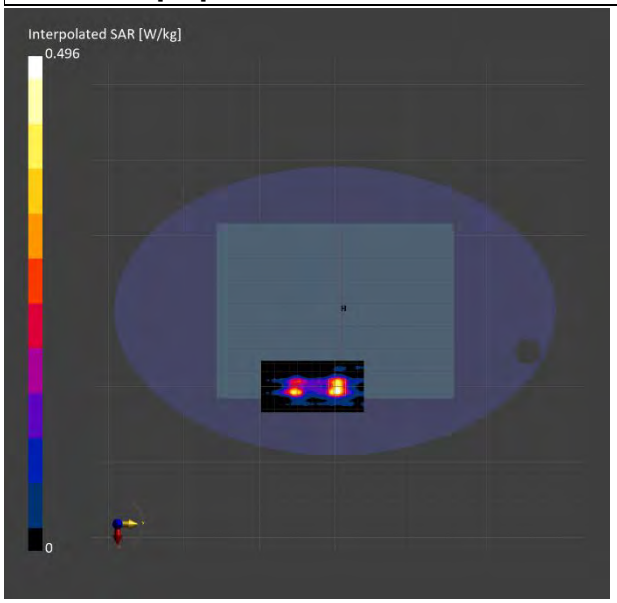

Unless otherwise stated the results shown in this test report refer only to the sample(s) tested and such sample(s) are retained for 90 days only.
除非另有說明，此報告結果僅對測試之樣品負責，同時此樣品僅保留90天。本報告未經本公司書面許可，不可部份複製。
This document is issued by the Company subject to its General Conditions of Service printed overleaf, available on request or accessible at http://www.sgs.com.tw/Terms-and-Conditions and for electronic format documents, subject to Terms and Conditions for Electronic Documents at http://www.sgs.com.tw/Terms-and-Conditions. Attention is drawn to the limitation of liability, indemnification and jurisdiction issues defined therein. Any holder of this document is advised that information contained hereon reflects the Company's findings at the time of its intervention only and within the limits of Client's instructions, if any. The Company's sole responsibility is to its Client and this document does not exonerate parties to a transaction from exercising all their rights and obligations under the transaction documents. This document cannot be reproduced except in full, without prior written approval of the Company. Any unauthorized alteration, forgery or falsification of the content or appearance of this document is unlawful and offenders may be prosecuted to the fullest extent of the law.

ID: 039
Report No. :TESA2401000059ES
Measurement Report_WLAN 802.11ac(80M) 5.2G_Body_Edge Back_CH 42_0mm_MIMO
Ambient temperature: 22.3°C; Liquid temperature: 21.8°C

Exposure Conditions

Phantom Section, TSL	Position, Test Distance [mm]	Frequency [MHz],Channel Number	Conversion Factor	TSL Conductivity [S/m]	TSL Permittivity
Flat, HSL	Edge Back, 0.00	5210.0, 42	5.3	4.698	35.983

Hardware Setup

Phantom	Probe, Calibration Date	DAE, Calibration Date
ELI	EX3DV4 - SN7823, 2023-08-11	DAE4 Sn1824, 2023-08-08

Scans Setup

	Area Scan	Zoom Scan
Grid Extents [mm]	80.0 x 160.0	22.0 x 22.0 x 22.0
Grid Steps [mm]	10.0 x 10.0	4.0 x 4.0 x 1.4
Sensor Surface [mm]	3.0	1.4

Measurement Results

	Area Scan	Zoom Scan
Date	2024-05-08	2024-05-08
psSAR1g [W/kg]	0.102	0.116
psSAR8g [W/kg]	0.046	0.049
psSAR10g [W/kg]	0.041	0.044
Power Drift [dB]	-0.02	0.01
M2/M1 [%]		66.3
Dist 3dB Peak [mm]		9.0

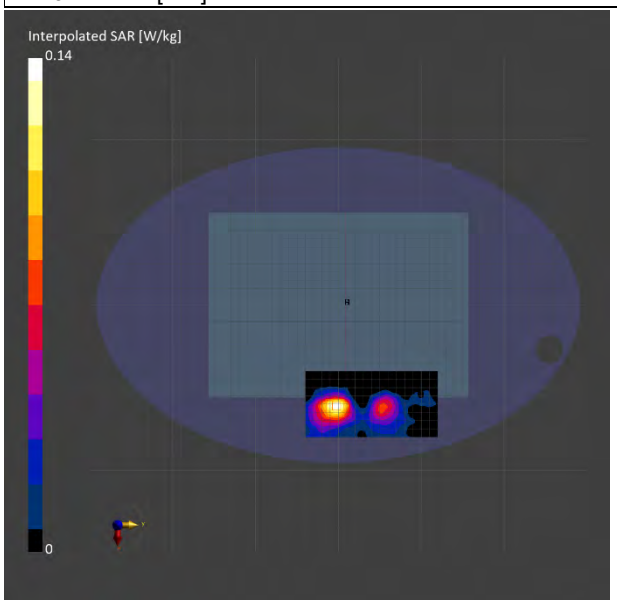

Unless otherwise stated the results shown in this test report refer only to the sample(s) tested and such sample(s) are retained for 90 days only.
除非另有說明，此報告結果僅對測試之樣品負責，同時此樣品僅保留90天。本報告未經本公司書面許可，不可部份複製。
This document is issued by the Company subject to its General Conditions of Service printed overleaf, available on request or accessible at http://www.sgs.com.tw/Terms-and-Conditions and for electronic format documents, subject to Terms and Conditions for Electronic Documents at http://www.sgs.com.tw/Terms-and-Conditions. Attention is drawn to the limitation of liability, indemnification and jurisdiction issues defined therein. Any holder of this document is advised that information contained hereon reflects the Company's findings at the time of its intervention only and within the limits of Client's instructions, if any. The Company's sole responsibility is to its Client and this document does not exonerate parties to a transaction from exercising all their rights and obligations under the transaction documents. This document cannot be reproduced except in full, without prior written approval of the Company. Any unauthorized alteration, forgery or falsification of the content or appearance of this document is unlawful and offenders may be prosecuted to the fullest extent of the law.

ID: 040
Report No. :TESA2401000059ES
Measurement Report_U-NII-5 6.2GHz 802.11be(320M)_Body_Edge Top_CH 63_0mm_MIMO
Ambient temperature: 22.1°C; Liquid temperature: 21.6°C

Exposure Conditions

Phantom Section, TSL	Position, Test Distance [mm]	Frequency [MHz],Channel Number	Conversion Factor	TSL Conductivity [S/m]	TSL Permittivity
Flat, HSL	Edge Top, 0.00	6265.0, 63	4.94	5.932	34.186

Hardware Setup

Phantom	Probe, Calibration Date	DAE, Calibration Date
ELI	EX3DV4 - SN7823, 2023-08-11	DAE4 Sn1824, 2023-08-08

Scans Setup

	Area Scan	Zoom Scan
Grid Extents [mm]	85.0 x 153.0	22.0 x 22.0 x 22.0
Grid Steps [mm]	8.5 x 8.5	3.4 x 3.4 x 1.4
Sensor Surface [mm]	3.0	1.4

Measurement Results

	Area Scan	Zoom Scan
Date	2024-05-08	2024-05-08
psSAR1g [W/kg]	0.061	0.072
psSAR8g [W/kg]	0.022	0.027
psSAR10g [W/kg]	0.019	0.024
psPDab (4.0cm2, sq) [W/m2]		0.536
Power Drift [dB]	0.16	0.15
M2/M1 [%]		58.4
Dist 3dB Peak [mm]		7.4

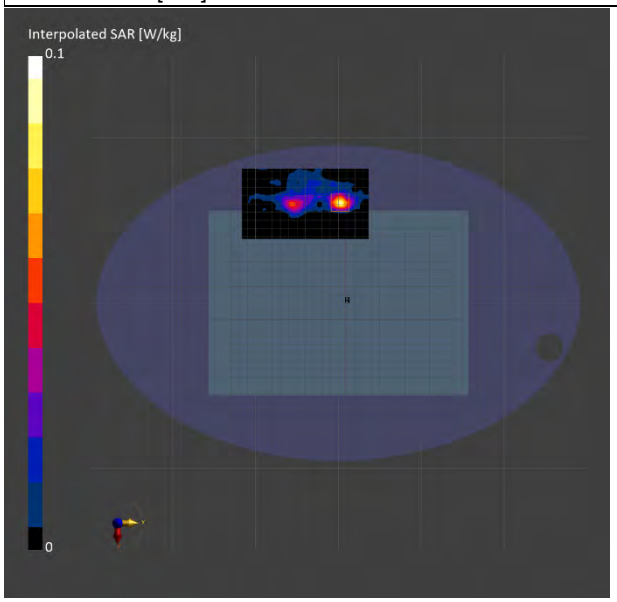

Unless otherwise stated the results shown in this test report refer only to the sample(s) tested and such sample(s) are retained for 90 days only.
除非另有說明，此報告結果僅對測試之樣品負責，同時此樣品僅保留90天。本報告未經本公司書面許可，不可部份複製。
This document is issued by the Company subject to its General Conditions of Service printed overleaf, available on request or accessible at http://www.sgs.com.tw/Terms-and-Conditions and for electronic format documents, subject to Terms and Conditions for Electronic Documents at http://www.sgs.com.tw/Terms-and-Conditions. Attention is drawn to the limitation of liability, indemnification and jurisdiction issues defined therein. Any holder of this document is advised that information contained hereon reflects the Company's findings at the time of its intervention only and within the limits of Client's instructions, if any. The Company's sole responsibility is to its Client and this document does not exonerate parties to a transaction from exercising all their rights and obligations under the transaction documents. This document cannot be reproduced except in full, without prior written approval of the Company. Any unauthorized alteration, forgery or falsification of the content or appearance of this document is unlawful and offenders may be prosecuted to the fullest extent of the law.

ID: 041
Report No. :TESA2401000059ES
Measurement Report_U-NII-7 6.7GHz 802.11be(320M)_Body_Edge Back_CH 127_0mm_MIMO
Ambient temperature: 22.1°C; Liquid temperature: 21.6°C

Exposure Conditions

Phantom Section, TSL	Position, Test Distance [mm]	Frequency [MHz],Channel Number	Conversion Factor	TSL Conductivity [S/m]	TSL Permittivity
Flat, HSL	Edge Back, 0.00	6585.0, 127	4.94	6.307	33.858

Hardware Setup

Phantom	Probe, Calibration Date	DAE, Calibration Date
ELI	EX3DV4 - SN7823, 2023-08-11	DAE4 Sn1824, 2023-08-08

Scans Setup

	Area Scan	Zoom Scan
Grid Extents [mm]	85.0 x 153.0	22.0 x 22.0 x 22.0
Grid Steps [mm]	8.5 x 8.5	3.4 x 3.4 x 1.4
Sensor Surface [mm]	3.0	1.4

Measurement Results

	Area Scan	Zoom Scan
Date	2024-05-08	2024-05-08
psSAR1g [W/kg]	0.140	0.154
psSAR8g [W/kg]	0.060	0.066
psSAR10g [W/kg]	0.054	0.059
psPDab (4.0cm2, sq) [W/m2]		1.33
Power Drift [dB]	0.15	-0.14
M2/M1 [%]		54.1
Dist 3dB Peak [mm]		10.2

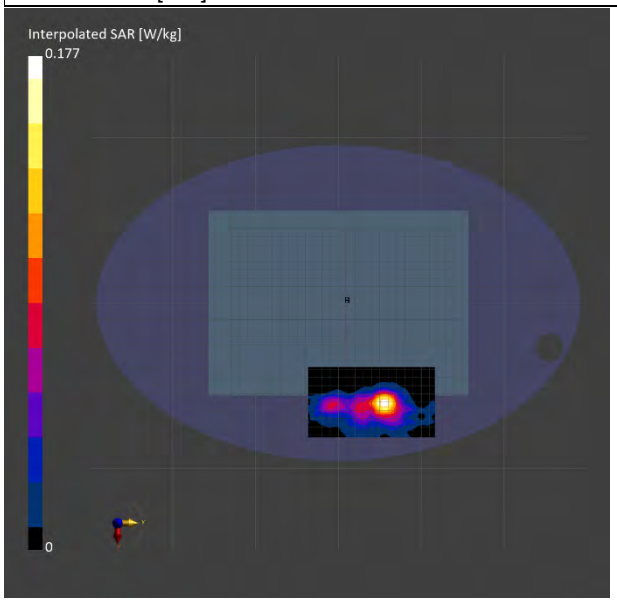

Unless otherwise stated the results shown in this test report refer only to the sample(s) tested and such sample(s) are retained for 90 days only.
除非另有說明，此報告結果僅對測試之樣品負責，同時此樣品僅保留90天。本報告未經本公司書面許可，不可部份複製。
This document is issued by the Company subject to its General Conditions of Service printed overleaf, available on request or accessible at http://www.sgs.com.tw/Terms-and-Conditions and for electronic format documents, subject to Terms and Conditions for Electronic Documents at http://www.sgs.com.tw/Terms-and-Conditions. Attention is drawn to the limitation of liability, indemnification and jurisdiction issues defined therein. Any holder of this document is advised that information contained hereon reflects the Company's findings at the time of its intervention only and within the limits of Client's instructions, if any. The Company's sole responsibility is to its Client and this document does not exonerate parties to a transaction from exercising all their rights and obligations under the transaction documents. This document cannot be reproduced except in full, without prior written approval of the Company. Any unauthorized alteration, forgery or falsification of the content or appearance of this document is unlawful and offenders may be prosecuted to the fullest extent of the law.

ID: 042
Report No. :TESA2401000059ES
Measurement Report_WLAN 802.11b_Body_Edge Top_CH 6_0mm_MIMO
Ambient temperature: 22.4°C; Liquid temperature: 22.1°C

Exposure Conditions

Phantom Section, TSL	Position, Test Distance [mm]	Frequency [MHz],Channel Number	Conversion Factor	TSL Conductivity [S/m]	TSL Permittivity
Flat, HSL	Edge Top, 0.00	2437.0, 6	6.86	1.822	39.824

Hardware Setup

Phantom	Probe, Calibration Date	DAE, Calibration Date
ELI	EX3DV4 - SN7823, 2023-08-11	DAE4 Sn1824, 2023-08-08

Scans Setup

	Area Scan	Zoom Scan
Grid Extents [mm]	80.0 x 160.0	30.0 x 30.0 x 30.0
Grid Steps [mm]	10.0 x 10.0	5.0 x 5.0 x 1.5
Sensor Surface [mm]	3.0	1.4

Measurement Results

	Area Scan	Zoom Scan
Date	2024-05-08	2024-05-08
psSAR1g [W/kg]	0.033	0.034
psSAR8g [W/kg]	0.019	0.018
psSAR10g [W/kg]	0.017	0.017
Power Drift [dB]	-0.08	0.05
M2/M1 [%]		77.4
Dist 3dB Peak [mm]		10.0

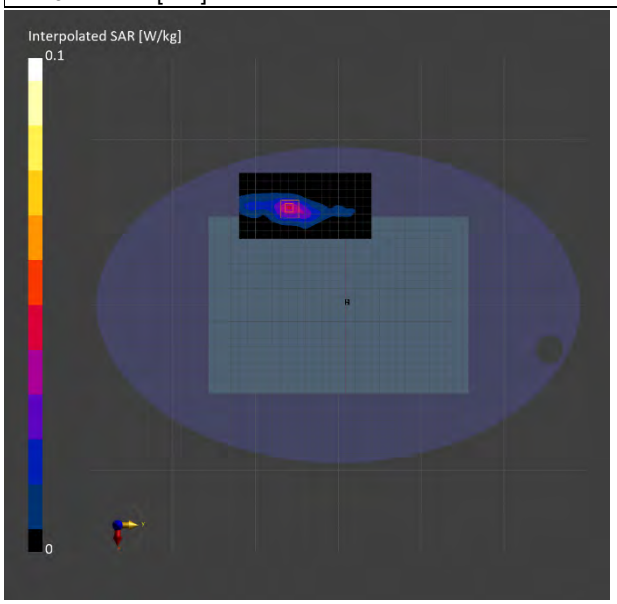

Unless otherwise stated the results shown in this test report refer only to the sample(s) tested and such sample(s) are retained for 90 days only.
除非另有說明，此報告結果僅對測試之樣品負責，同時此樣品僅保留90天。本報告未經本公司書面許可，不可部份複製。
This document is issued by the Company subject to its General Conditions of Service printed overleaf, available on request or accessible at http://www.sgs.com.tw/Terms-and-Conditions and for electronic format documents, subject to Terms and Conditions for Electronic Documents at http://www.sgs.com.tw/Terms-and-Conditions. Attention is drawn to the limitation of liability, indemnification and jurisdiction issues defined therein. Any holder of this document is advised that information contained hereon reflects the Company's findings at the time of its intervention only and within the limits of Client's instructions, if any. The Company's sole responsibility is to its Client and this document does not exonerate parties to a transaction from exercising all their rights and obligations under the transaction documents. This document cannot be reproduced except in full, without prior written approval of the Company. Any unauthorized alteration, forgery or falsification of the content or appearance of this document is unlawful and offenders may be prosecuted to the fullest extent of the law.

ID: 043
Report No. :TESA2401000059ES
Measurement Report_WLAN 802.11b_Body_Edge Back_CH 6_0mm_MIMO
Ambient temperature: 22.4°C; Liquid temperature: 22.1°C

Exposure Conditions

Phantom Section, TSL	Position, Test Distance [mm]	Frequency [MHz],Channel Number	Conversion Factor	TSL Conductivity [S/m]	TSL Permittivity
Flat, HSL	Edge Back, 0.00	2437.0, 6	6.86	1.822	39.824

Hardware Setup

Phantom	Probe, Calibration Date	DAE, Calibration Date
ELI	EX3DV4 - SN7823, 2023-08-11	DAE4 Sn1824, 2023-08-08

Scans Setup

	Area Scan	Zoom Scan
Grid Extents [mm]	80.0 x 160.0	30.0 x 30.0 x 30.0
Grid Steps [mm]	10.0 x 10.0	5.0 x 5.0 x 1.5
Sensor Surface [mm]	3.0	1.4

Measurement Results

	Area Scan	Zoom Scan
Date	2024-05-08	2024-05-08
psSAR1g [W/kg]	0.070	0.075
psSAR8g [W/kg]	0.040	0.041
psSAR10g [W/kg]	0.037	0.038
Power Drift [dB]	0.11	-0.12
M2/M1 [%]		83.2
Dist 3dB Peak [mm]		9.0

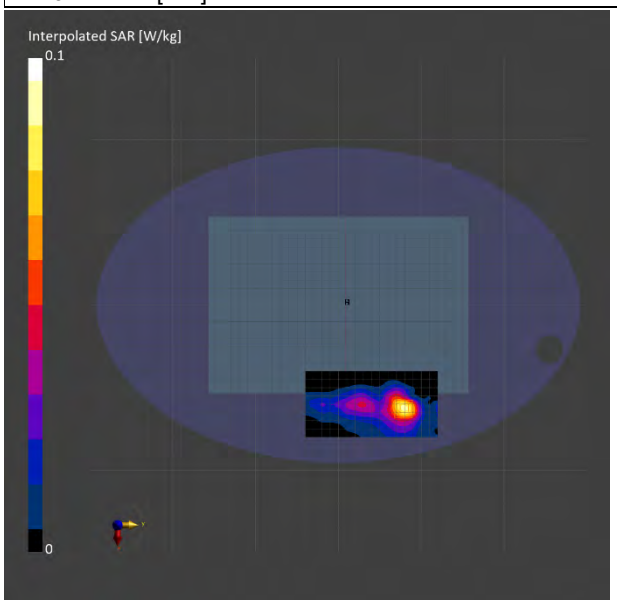

Unless otherwise stated the results shown in this test report refer only to the sample(s) tested and such sample(s) are retained for 90 days only.
除非另有說明，此報告結果僅對測試之樣品負責，同時此樣品僅保留90天。本報告未經本公司書面許可，不可部份複製。
This document is issued by the Company subject to its General Conditions of Service printed overleaf, available on request or accessible at http://www.sgs.com.tw/Terms-and-Conditions and for electronic format documents, subject to Terms and Conditions for Electronic Documents at http://www.sgs.com.tw/Terms-and-Conditions. Attention is drawn to the limitation of liability, indemnification and jurisdiction issues defined therein. Any holder of this document is advised that information contained hereon reflects the Company's findings at the time of its intervention only and within the limits of Client's instructions, if any. The Company's sole responsibility is to its Client and this document does not exonerate parties to a transaction from exercising all their rights and obligations under the transaction documents. This document cannot be reproduced except in full, without prior written approval of the Company. Any unauthorized alteration, forgery or falsification of the content or appearance of this document is unlawful and offenders may be prosecuted to the fullest extent of the law.

ID: 044
Report No. :TESA2401000059ES
Measurement Report_WLAN 802.11ac(80M) 5.2G_Body_Edge Top_CH 42_0mm_MIMO
Ambient temperature: 22.3°C; Liquid temperature: 21.8°C

Exposure Conditions

Phantom Section, TSL	Position, Test Distance [mm]	Frequency [MHz],Channel Number	Conversion Factor	TSL Conductivity [S/m]	TSL Permittivity
Flat, HSL	Edge Top, 0.00	5210.0, 42	5.3	4.698	35.983

Hardware Setup

Phantom	Probe, Calibration Date	DAE, Calibration Date
ELI	EX3DV4 - SN7823, 2023-08-11	DAE4 Sn1824, 2023-08-08

Scans Setup

	Area Scan	Zoom Scan
Grid Extents [mm]	80.0 x 160.0	22.0 x 22.0 x 22.0
Grid Steps [mm]	10.0 x 10.0	4.0 x 4.0 x 1.4
Sensor Surface [mm]	3.0	1.4

Measurement Results

	Area Scan	Zoom Scan
Date	2024-05-08	2024-05-08
psSAR1g [W/kg]	0.077	0.071
psSAR8g [W/kg]	0.029	0.026
psSAR10g [W/kg]	0.026	0.023
Power Drift [dB]	0.14	0.11
M2/M1 [%]		62.0
Dist 3dB Peak [mm]		6.4

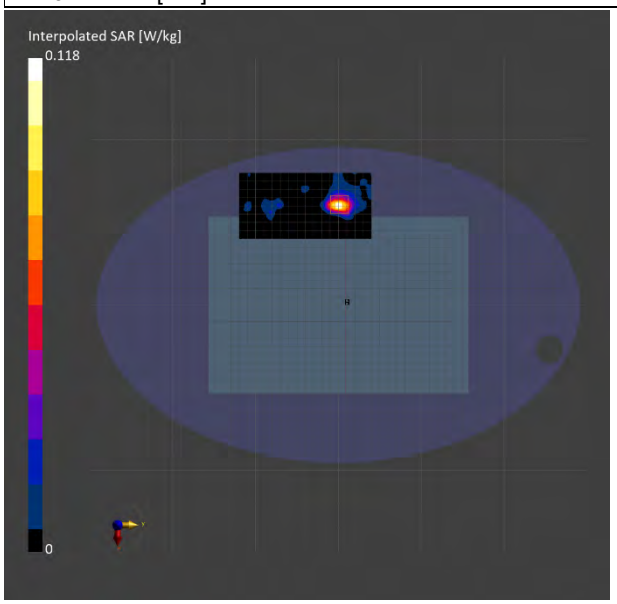

Unless otherwise stated the results shown in this test report refer only to the sample(s) tested and such sample(s) are retained for 90 days only.
除非另有說明，此報告結果僅對測試之樣品負責，同時此樣品僅保留90天。本報告未經本公司書面許可，不可部份複製。
This document is issued by the Company subject to its General Conditions of Service printed overleaf, available on request or accessible at http://www.sgs.com.tw/Terms-and-Conditions and for electronic format documents, subject to Terms and Conditions for Electronic Documents at http://www.sgs.com.tw/Terms-and-Conditions. Attention is drawn to the limitation of liability, indemnification and jurisdiction issues defined therein. Any holder of this document is advised that information contained hereon reflects the Company's findings at the time of its intervention only and within the limits of Client's instructions, if any. The Company's sole responsibility is to its Client and this document does not exonerate parties to a transaction from exercising all their rights and obligations under the transaction documents. This document cannot be reproduced except in full, without prior written approval of the Company. Any unauthorized alteration, forgery or falsification of the content or appearance of this document is unlawful and offenders may be prosecuted to the fullest extent of the law.

13 PD MEASUREMENT RESULTS

ID: 015
Report No. :TESA2401000059ES
Measurement Report_Bottom Surface, U-NII-5, MIMO
IEEE 802.11be(320MHz, MCS0, 99pc duty cycle), Channel 31 (6105.0 MHz)

Exposure Conditions

Phantom Section	Position, Test Distance [mm]	Conversion Factor
5G	Bottom Surface, 2.00	1.0

Hardware Setup

Phantom	Medium	Probe, Calibration Date	DAE, Calibration Date
mmWave - 1076	Air -	EUmmWV4 - SN9643_F1-55GHz, 2023-08-04	DAE4 Sn1336, 2023-08-22

Scans Setup

Scan Type	5G Scan
Grid Extents [mm]	100.0 x 180.0
Grid Steps [lambda]	0.0625 x 0.0625
Sensor Surface [mm]	2.0

Measurement Results

Scan Type	5G Scan
Date	2024-03-14
Avg. Area [cm^2]	4.00
psPDn+ [W/m^2]	3.50
psPDtot+ [W/m^2]	3.95
psPDmod+ [W/m^2]	4.27
E_{max} [V/m]	52.1
Power Drift [dB]	-0.13

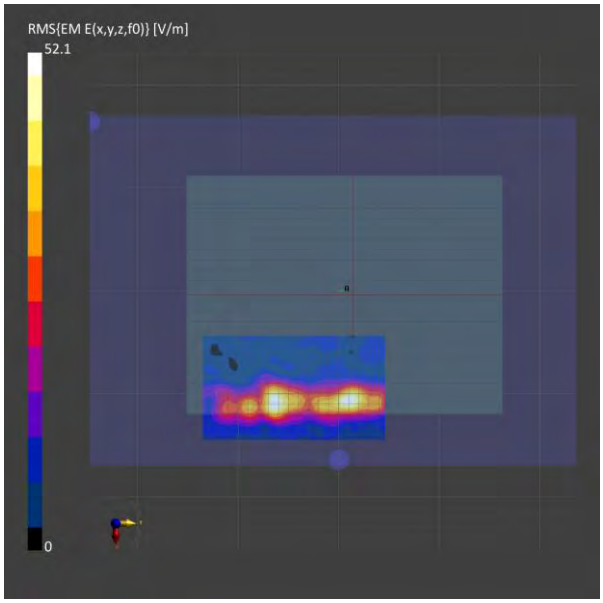

Unless otherwise stated the results shown in this test report refer only to the sample(s) tested and such sample(s) are retained for 90 days only.
除非另有說明，此報告結果僅對測試之樣品負責，同時此樣品僅保留90天。本報告未經本公司書面許可，不可部份複製。
This document is issued by the Company subject to its General Conditions of Service printed overleaf, available on request or accessible at http://www.sgs.com.tw/Terms-and-Conditions and for electronic format documents, subject to Terms and Conditions for Electronic Documents at http://www.sgs.com.tw/Terms-and-Conditions. Attention is drawn to the limitation of liability, indemnification and jurisdiction issues defined therein. Any holder of this document is advised that information contained hereon reflects the Company's findings at the time of its intervention only and within the limits of Client's instructions, if any. The Company's sole responsibility is to its Client and this document does not exonerate parties to a transaction from exercising all their rights and obligations under the transaction documents. This document cannot be reproduced except in full, without prior written approval of the Company. Any unauthorized alteration, forgery or falsification of the content or appearance of this document is unlawful and offenders may be prosecuted to the fullest extent of the law.

ID: 016
Report No. :TESA2401000059ES
Measurement Report_Bottom Surface, U-NII-5, MIMO
IEEE 802.11be(320MHz, MCS0, 99pc duty cycle), Channel 63 (6265.0 MHz)

Exposure Conditions

Phantom Section	Position, Test Distance [mm]	Conversion Factor
5G	Bottom Surface, 2.00	1.0

Hardware Setup

Phantom	Medium	Probe, Calibration Date	DAE, Calibration Date
mmWave - 1076	Air -	EUmmWV4 - SN9643_F1-55GHz, 2023-08-04	DAE4 Sn1336, 2023-08-22

Scans Setup

Scan Type	5G Scan
Grid Extents [mm]	100.0 x 180.0
Grid Steps [lambda]	0.0625 x 0.0625
Sensor Surface [mm]	2.0

Measurement Results

Scan Type	5G Scan
Date	2024-03-14
Avg. Area [cm^2]	4.00
psPDn+ [W/m^2]	3.26
psPDtot+ [W/m^2]	3.63
psPDmod+ [W/m^2]	3.88
E_{max} [V/m]	50.1
Power Drift [dB]	-0.07

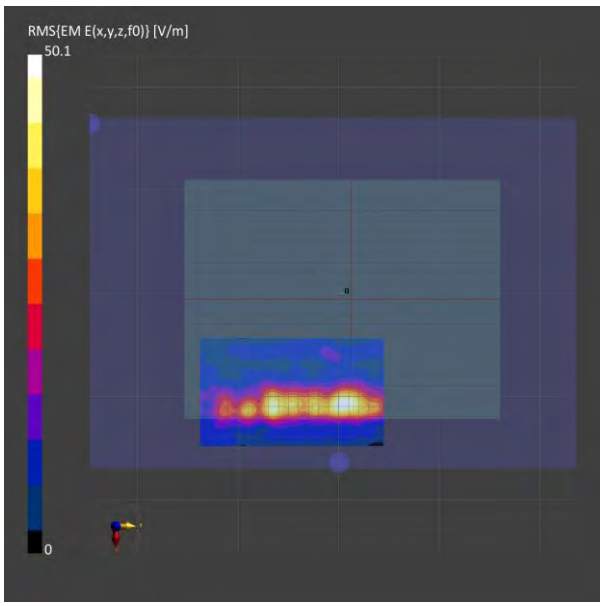

Unless otherwise stated the results shown in this test report refer only to the sample(s) tested and such sample(s) are retained for 90 days only.
除非另有說明，此報告結果僅對測試之樣品負責，同時此樣品僅保留90天。本報告未經本公司書面許可，不可部份複製。
This document is issued by the Company subject to its General Conditions of Service printed overleaf, available on request or accessible at http://www.sgs.com.tw/Terms-and-Conditions and for electronic format documents, subject to Terms and Conditions for Electronic Documents at http://www.sgs.com.tw/Terms-and-Conditions. Attention is drawn to the limitation of liability, indemnification and jurisdiction issues defined therein. Any holder of this document is advised that information contained hereon reflects the Company's findings at the time of its intervention only and within the limits of Client's instructions, if any. The Company's sole responsibility is to its Client and this document does not exonerate parties to a transaction from exercising all their rights and obligations under the transaction documents. This document cannot be reproduced except in full, without prior written approval of the Company. Any unauthorized alteration, forgery or falsification of the content or appearance of this document is unlawful and offenders may be prosecuted to the fullest extent of the law.

ID: 017
Report No. :TESA2401000059ES
Measurement Report_Bottom Surface, U-NII-6, MIMO
IEEE 802.11be(320MHz, MCS0, 99pc duty cycle), Channel 95 (6425.0 MHz)

Exposure Conditions

Phantom Section	Position, Test Distance [mm]	Conversion Factor
5G	Bottom Surface, 2.00	1.0

Hardware Setup

Phantom	Medium	Probe, Calibration Date	DAE, Calibration Date
mmWave - 1076	Air -	EUmmWV4 - SN9643_F1-55GHz, 2023-08-04	DAE4 Sn1336, 2023-08-22

Scans Setup

Scan Type	5G Scan
Grid Extents [mm]	100.0 x 180.0
Grid Steps [lambda]	0.0625 x 0.0625
Sensor Surface [mm]	2.0

Measurement Results

Scan Type	5G Scan
Date	2024-03-14
Avg. Area [cm^2]	4.00
psPDn+ [W/m^2]	2.53
psPDtot+ [W/m^2]	3.15
psPDmod+ [W/m^2]	3.47
E_{max} [V/m]	47.9
Power Drift [dB]	-0.05

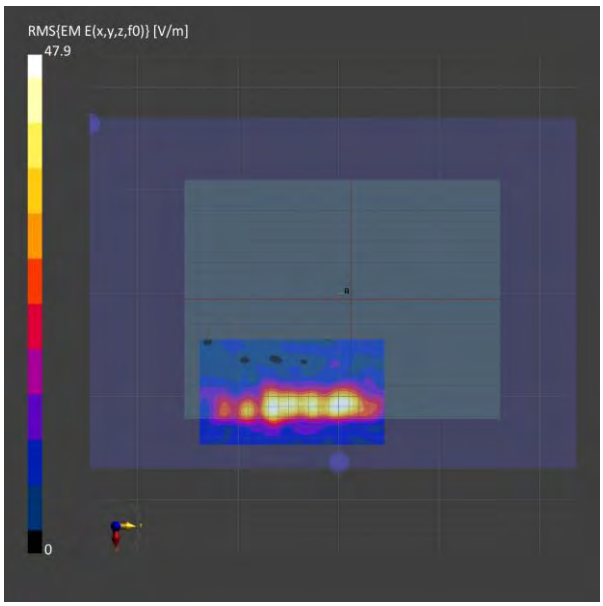

Unless otherwise stated the results shown in this test report refer only to the sample(s) tested and such sample(s) are retained for 90 days only.
除非另有說明，此報告結果僅對測試之樣品負責，同時此樣品僅保留90天。本報告未經本公司書面許可，不可部份複製。
This document is issued by the Company subject to its General Conditions of Service printed overleaf, available on request or accessible at http://www.sgs.com.tw/Terms-and-Conditions and for electronic format documents, subject to Terms and Conditions for Electronic Documents at http://www.sgs.com.tw/Terms-and-Conditions. Attention is drawn to the limitation of liability, indemnification and jurisdiction issues defined therein. Any holder of this document is advised that information contained hereon reflects the Company's findings at the time of its intervention only and within the limits of Client's instructions, if any. The Company's sole responsibility is to its Client and this document does not exonerate parties to a transaction from exercising all their rights and obligations under the transaction documents. This document cannot be reproduced except in full, without prior written approval of the Company. Any unauthorized alteration, forgery or falsification of the content or appearance of this document is unlawful and offenders may be prosecuted to the fullest extent of the law.

ID: 018
Report No. :TESA2401000059ES
Measurement Report_Bottom Surface, U-NII-7, MIMO
IEEE 802.11be(320MHz, MCS0, 99pc duty cycle), Channel 127 (6585.0 MHz)

Exposure Conditions

Phantom Section	Position, Test Distance [mm]	Conversion Factor
5G	Bottom Surface, 2.00	1.0

Hardware Setup

Phantom	Medium	Probe, Calibration Date	DAE, Calibration Date
mmWave - 1076	Air -	EUmmWV4 - SN9643_F1-55GHz, 2023-08-04	DAE4 Sn1336, 2023-08-22

Scans Setup

Scan Type	5G Scan
Grid Extents [mm]	100.0 x 180.0
Grid Steps [lambda]	0.0625 x 0.0625
Sensor Surface [mm]	2.0

Measurement Results

Scan Type	5G Scan
Date	2024-03-14
Avg. Area [cm^2]	4.00
psPDn+ [W/m^2]	3.56
psPDtot+ [W/m^2]	3.89
psPDmod+ [W/m^2]	4.31
E_{max} [V/m]	54.3
Power Drift [dB]	-0.08

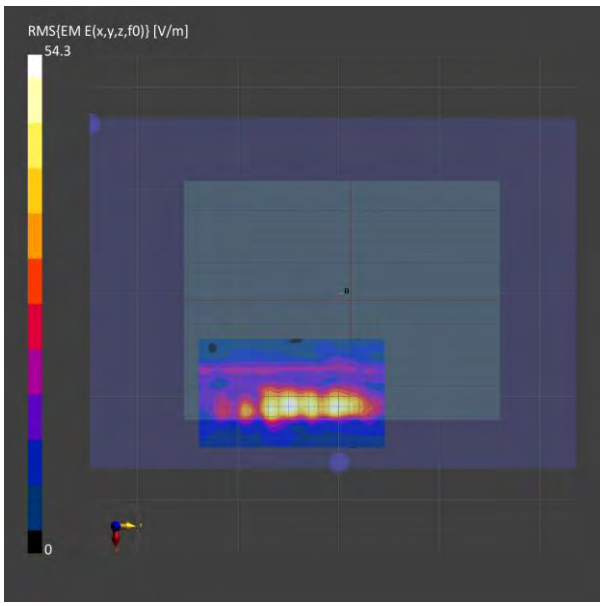

Unless otherwise stated the results shown in this test report refer only to the sample(s) tested and such sample(s) are retained for 90 days only.
除非另有說明，此報告結果僅對測試之樣品負責，同時此樣品僅保留90天。本報告未經本公司書面許可，不可部份複製。
This document is issued by the Company subject to its General Conditions of Service printed overleaf, available on request or accessible at http://www.sgs.com.tw/Terms-and-Conditions and for electronic format documents, subject to Terms and Conditions for Electronic Documents at http://www.sgs.com.tw/Terms-and-Conditions. Attention is drawn to the limitation of liability, indemnification and jurisdiction issues defined therein. Any holder of this document is advised that information contained hereon reflects the Company's findings at the time of its intervention only and within the limits of Client's instructions, if any. The Company's sole responsibility is to its Client and this document does not exonerate parties to a transaction from exercising all their rights and obligations under the transaction documents. This document cannot be reproduced except in full, without prior written approval of the Company. Any unauthorized alteration, forgery or falsification of the content or appearance of this document is unlawful and offenders may be prosecuted to the fullest extent of the law.

ID: 019
Report No. :TESA2401000059ES
Measurement Report_Bottom Surface, U-NII-8, MIMO
IEEE 802.11be(320MHz, MCS0, 99pc duty cycle), Channel 191 (6905.0 MHz)

Exposure Conditions

Phantom Section	Position, Test Distance [mm]	Conversion Factor
5G	Bottom Surface, 2.00	1.0

Hardware Setup

Phantom	Medium	Probe, Calibration Date	DAE, Calibration Date
mmWave - 1076	Air -	EUmmWV4 - SN9643_F1-55GHz, 2023-08-04	DAE4 Sn1336, 2023-08-22

Scans Setup

Scan Type	5G Scan
Grid Extents [mm]	100.0 x 180.0
Grid Steps [lambda]	0.0625 x 0.0625
Sensor Surface [mm]	2.0

Measurement Results

Scan Type	5G Scan
Date	2024-03-14
Avg. Area [cm^2]	4.00
psPDn+ [W/m^2]	3.18
psPDtot+ [W/m^2]	3.48
psPDmod+ [W/m^2]	3.74
E_{max} [V/m]	51.6
Power Drift [dB]	-0.11

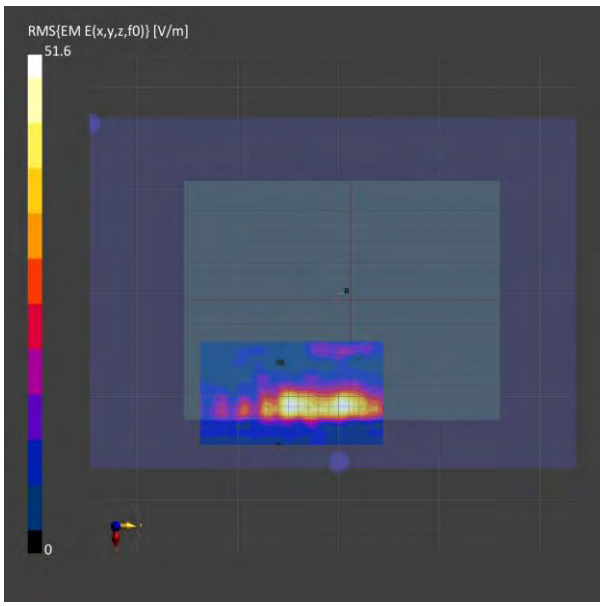

Unless otherwise stated the results shown in this test report refer only to the sample(s) tested and such sample(s) are retained for 90 days only.
除非另有說明，此報告結果僅對測試之樣品負責，同時此樣品僅保留90天。本報告未經本公司書面許可，不可部份複製。
This document is issued by the Company subject to its General Conditions of Service printed overleaf, available on request or accessible at http://www.sgs.com.tw/Terms-and-Conditions and for electronic format documents, subject to Terms and Conditions for Electronic Documents at http://www.sgs.com.tw/Terms-and-Conditions. Attention is drawn to the limitation of liability, indemnification and jurisdiction issues defined therein. Any holder of this document is advised that information contained hereon reflects the Company's findings at the time of its intervention only and within the limits of Client's instructions, if any. The Company's sole responsibility is to its Client and this document does not exonerate parties to a transaction from exercising all their rights and obligations under the transaction documents. This document cannot be reproduced except in full, without prior written approval of the Company. Any unauthorized alteration, forgery or falsification of the content or appearance of this document is unlawful and offenders may be prosecuted to the fullest extent of the law.

ID: 034
Report No. :TESA2401000059ES
Measurement Report_Bottom Surface, U-NII-5, MIMO
IEEE 802.11be (320MHz, MCS0, 99pc duty cycle), Channel 31 (6105.0 MHz)

Exposure Conditions

Phantom Section	Position, Test Distance [mm]	Conversion Factor
5G	Bottom Surface, 2.00	1.0

Hardware Setup

Phantom	Medium	Probe, Calibration Date	DAE, Calibration Date
mmWave - 1076	Air -	EUmmWV4 - SN9643_F1-55GHz, 2023-08-04	DAE4 Sn1336, 2023-08-22

Scans Setup

Scan Type	5G Scan
Grid Extents [mm]	100.0 x 180.0
Grid Steps [lambda]	0.0625 x 0.0625
Sensor Surface [mm]	2.0

Measurement Results

Scan Type	5G Scan
Date	2024-03-15
Avg. Area [cm^2]	4.00
psPDn+ [W/m^2]	2.53
psPDtot+ [W/m^2]	3.01
psPDmod+ [W/m^2]	3.49
E_{max} [V/m]	46.5
Power Drift [dB]	-0.07



Unless otherwise stated the results shown in this test report refer only to the sample(s) tested and such sample(s) are retained for 90 days only.
除非另有說明，此報告結果僅對測試之樣品負責，同時此樣品僅保留90天。本報告未經本公司書面許可，不可部份複製。
This document is issued by the Company subject to its General Conditions of Service printed overleaf, available on request or accessible at http://www.sgs.com.tw/Terms-and-Conditions and for electronic format documents, subject to Terms and Conditions for Electronic Documents at http://www.sgs.com.tw/Terms-and-Conditions. Attention is drawn to the limitation of liability, indemnification and jurisdiction issues defined therein. Any holder of this document is advised that information contained hereon reflects the Company's findings at the time of its intervention only and within the limits of Client's instructions, if any. The Company's sole responsibility is to its Client and this document does not exonerate parties to a transaction from exercising all their rights and obligations under the transaction documents. This document cannot be reproduced except in full, without prior written approval of the Company. Any unauthorized alteration, forgery or falsification of the content or appearance of this document is unlawful and offenders may be prosecuted to the fullest extent of the law.

ID: 035
Report No. :TESA2401000059ES
Measurement Report_Bottom Surface, U-NII-5, MIMO
IEEE 802.11be (320MHz, MCS0, 99pc duty cycle), Channel 63 (6265.0 MHz)

Exposure Conditions

Phantom Section	Position, Test Distance [mm]	Conversion Factor
5G	Bottom Surface, 2.00	1.0

Hardware Setup

Phantom	Medium	Probe, Calibration Date	DAE, Calibration Date
mmWave - 1076	Air -	EUmmWV4 - SN9643_F1-55GHz, 2023-08-04	DAE4 Sn1336, 2023-08-22

Scans Setup

Scan Type	5G Scan
Grid Extents [mm]	100.0 x 180.0
Grid Steps [lambda]	0.0625 x 0.0625
Sensor Surface [mm]	2.0

Measurement Results

Scan Type	5G Scan
Date	2024-03-15
Avg. Area [cm^2]	4.00
psPDn+ [W/m^2]	2.74
psPDtot+ [W/m^2]	3.21
psPDmod+ [W/m^2]	3.62
E_{max} [V/m]	47.6
Power Drift [dB]	-0.09

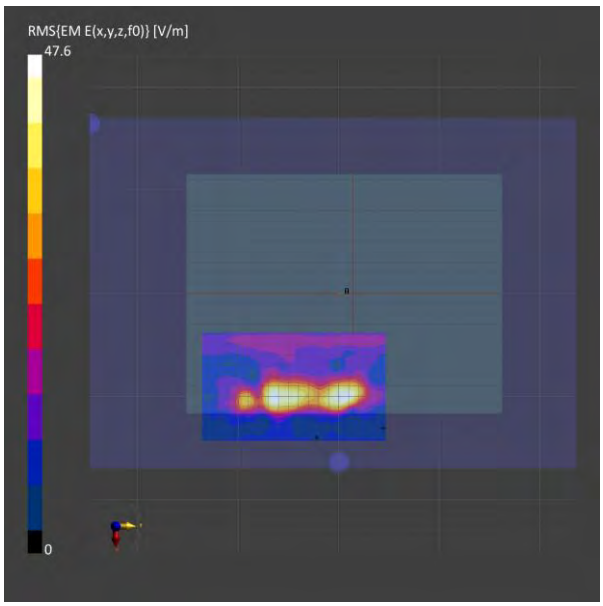

Unless otherwise stated the results shown in this test report refer only to the sample(s) tested and such sample(s) are retained for 90 days only.
除非另有說明，此報告結果僅對測試之樣品負責，同時此樣品僅保留90天。本報告未經本公司書面許可，不可部份複製。
This document is issued by the Company subject to its General Conditions of Service printed overleaf, available on request or accessible at http://www.sgs.com.tw/Terms-and-Conditions and for electronic format documents, subject to Terms and Conditions for Electronic Documents at http://www.sgs.com.tw/Terms-and-Conditions. Attention is drawn to the limitation of liability, indemnification and jurisdiction issues defined therein. Any holder of this document is advised that information contained hereon reflects the Company's findings at the time of its intervention only and within the limits of Client's instructions, if any. The Company's sole responsibility is to its Client and this document does not exonerate parties to a transaction from exercising all their rights and obligations under the transaction documents. This document cannot be reproduced except in full, without prior written approval of the Company. Any unauthorized alteration, forgery or falsification of the content or appearance of this document is unlawful and offenders may be prosecuted to the fullest extent of the law.

ID: 036
Report No. :TESA2401000059ES
Measurement Report_Bottom Surface, U-NII-6, MIMO
IEEE 802.11be (320MHz, MCS0, 99pc duty cycle), Channel 95 (6425.0 MHz)

Exposure Conditions

Phantom Section	Position, Test Distance [mm]	Conversion Factor
5G	Bottom Surface, 2.00	1.0

Hardware Setup

Phantom	Medium	Probe, Calibration Date	DAE, Calibration Date
mmWave - 1076	Air -	EUmmWV4 - SN9643_F1-55GHz, 2023-08-04	DAE4 Sn1336, 2023-08-22

Scans Setup

Scan Type	5G Scan
Grid Extents [mm]	100.0 x 180.0
Grid Steps [lambda]	0.0625 x 0.0625
Sensor Surface [mm]	2.0

Measurement Results

Scan Type	5G Scan
Date	2024-03-15
Avg. Area [cm^2]	4.00
psPDn+ [W/m^2]	3.26
psPDtot+ [W/m^2]	3.83
psPDmod+ [W/m^2]	4.16
E_{max} [V/m]	48.9
Power Drift [dB]	-0.06



Unless otherwise stated the results shown in this test report refer only to the sample(s) tested and such sample(s) are retained for 90 days only.
除非另有說明，此報告結果僅對測試之樣品負責，同時此樣品僅保留90天。本報告未經本公司書面許可，不可部份複製。
This document is issued by the Company subject to its General Conditions of Service printed overleaf, available on request or accessible at http://www.sgs.com.tw/Terms-and-Conditions and for electronic format documents, subject to Terms and Conditions for Electronic Documents at http://www.sgs.com.tw/Terms-and-Conditions. Attention is drawn to the limitation of liability, indemnification and jurisdiction issues defined therein. Any holder of this document is advised that information contained hereon reflects the Company's findings at the time of its intervention only and within the limits of Client's instructions, if any. The Company's sole responsibility is to its Client and this document does not exonerate parties to a transaction from exercising all their rights and obligations under the transaction documents. This document cannot be reproduced except in full, without prior written approval of the Company. Any unauthorized alteration, forgery or falsification of the content or appearance of this document is unlawful and offenders may be prosecuted to the fullest extent of the law.

ID: 037
Report No. :TESA2401000059ES
Measurement Report_Bottom Surface, U-NII-7, MIMO
IEEE 802.11be (320MHz, MCS0, 99pc duty cycle), Channel 127 (6585.0 MHz)

Exposure Conditions

Phantom Section	Position, Test Distance [mm]	Conversion Factor
5G	Bottom Surface, 2.00	1.0

Hardware Setup

Phantom	Medium	Probe, Calibration Date	DAE, Calibration Date
mmWave - 1076	Air -	EUmmWV4 - SN9643_F1-55GHz, 2023-08-04	DAE4 Sn1336, 2023-08-22

Scans Setup

Scan Type	5G Scan
Grid Extents [mm]	100.0 x 180.0
Grid Steps [lambda]	0.0625 x 0.0625
Sensor Surface [mm]	2.0

Measurement Results

Scan Type	5G Scan
Date	2024-03-15
Avg. Area [cm^2]	4.00
psPDn+ [W/m^2]	3.11
psPDtot+ [W/m^2]	3.76
psPDmod+ [W/m^2]	4.21
E_{max} [V/m]	52.4
Power Drift [dB]	-0.08



Unless otherwise stated the results shown in this test report refer only to the sample(s) tested and such sample(s) are retained for 90 days only.
除非另有說明，此報告結果僅對測試之樣品負責，同時此樣品僅保留90天。本報告未經本公司書面許可，不可部份複製。
This document is issued by the Company subject to its General Conditions of Service printed overleaf, available on request or accessible at http://www.sgs.com.tw/Terms-and-Conditions and for electronic format documents, subject to Terms and Conditions for Electronic Documents at http://www.sgs.com.tw/Terms-and-Conditions. Attention is drawn to the limitation of liability, indemnification and jurisdiction issues defined therein. Any holder of this document is advised that information contained hereon reflects the Company's findings at the time of its intervention only and within the limits of Client's instructions, if any. The Company's sole responsibility is to its Client and this document does not exonerate parties to a transaction from exercising all their rights and obligations under the transaction documents. This document cannot be reproduced except in full, without prior written approval of the Company. Any unauthorized alteration, forgery or falsification of the content or appearance of this document is unlawful and offenders may be prosecuted to the fullest extent of the law.

ID: 038
Report No. :TESA2401000059ES
Measurement Report_Bottom Surface, U-NII-8, MIMO
IEEE 802.11be (320MHz, MCS0, 99pc duty cycle), Channel 191 (6905.0 MHz)

Exposure Conditions

Phantom Section	Position, Test Distance [mm]	Conversion Factor
5G	Bottom Surface, 2.00	1.0

Hardware Setup

Phantom	Medium	Probe, Calibration Date	DAE, Calibration Date
mmWave - 1076	Air -	EUmmWV4 - SN9643_F1-55GHz, 2023-08-04	DAE4 Sn1336, 2023-08-22

Scans Setup

Scan Type	5G Scan
Grid Extents [mm]	100.0 x 180.0
Grid Steps [lambda]	0.0625 x 0.0625
Sensor Surface [mm]	2.0

Measurement Results

Scan Type	5G Scan
Date	2024-03-15
Avg. Area [cm^2]	4.00
psPDn+ [W/m^2]	2.81
psPDtot+ [W/m^2]	3.33
psPDmod+ [W/m^2]	3.60
E_{max} [V/m]	49.3
Power Drift [dB]	-0.02

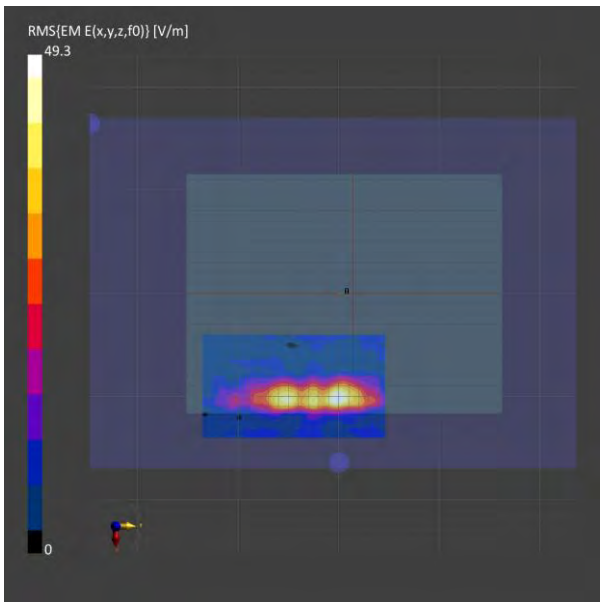

Unless otherwise stated the results shown in this test report refer only to the sample(s) tested and such sample(s) are retained for 90 days only.
除非另有說明，此報告結果僅對測試之樣品負責，同時此樣品僅保留90天。本報告未經本公司書面許可，不可部份複製。
This document is issued by the Company subject to its General Conditions of Service printed overleaf, available on request or accessible at http://www.sgs.com.tw/Terms-and-Conditions and for electronic format documents, subject to Terms and Conditions for Electronic Documents at http://www.sgs.com.tw/Terms-and-Conditions. Attention is drawn to the limitation of liability, indemnification and jurisdiction issues defined therein. Any holder of this document is advised that information contained hereon reflects the Company's findings at the time of its intervention only and within the limits of Client's instructions, if any. The Company's sole responsibility is to its Client and this document does not exonerate parties to a transaction from exercising all their rights and obligations under the transaction documents. This document cannot be reproduced except in full, without prior written approval of the Company. Any unauthorized alteration, forgery or falsification of the content or appearance of this document is unlawful and offenders may be prosecuted to the fullest extent of the law.

ID: 045
Report No. :TESA2401000059ES
Measurement Report for, Edge Top, U-NII-5, MIMO
IEEE 802.11be (320MHz, MCS0, 99pc duty cycle), Channel 31 (6105.0 MHz)

Exposure Conditions

Phantom Section	Position, Test Distance [mm]	Frequency [MHz] Channel Number	Conversion Factor
5G	Edge Top, 2.00	6105.0, 31	1.0

Hardware Setup

Phantom	Medium	Probe, Calibration Date	DAE, Calibration Date
mmWave	Air -	EUmmWV3 - SN9399_F1-55GHz, 2024-01-23	DAE4 Sn1719, 2024-01-17

Scans Setup

Scan Type	5G Scan
Grid Extents [mm]	80.0 x 140.0
Grid Steps [lambda]	0.0625 x 0.0625
Sensor Surface [mm]	2.0

Measurement Results

Scan Type	5G Scan
Date	2024-05-09
Avg. Area [cm^2]	4.00
psPDn+ [W/m^2]	0.791
psPDtot+ [W/m^2]	0.827
psPDmod+ [W/m^2]	1.01
E_{max} [V/m]	23.8
Power Drift [dB]	-0.14

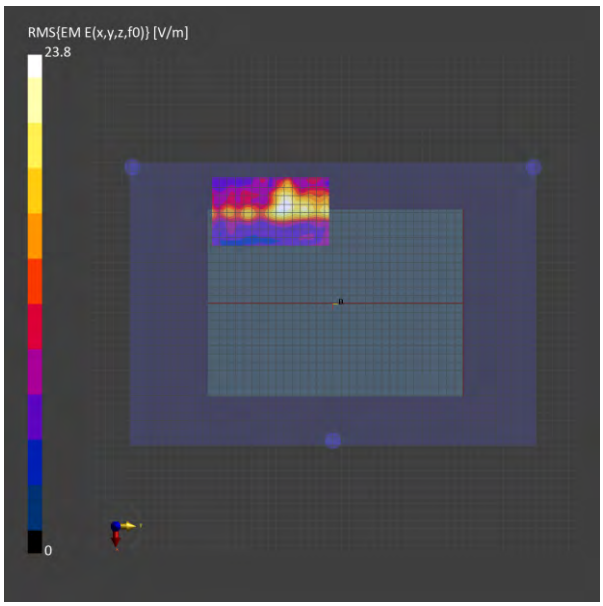

Unless otherwise stated the results shown in this test report refer only to the sample(s) tested and such sample(s) are retained for 90 days only.
除非另有說明，此報告結果僅對測試之樣品負責，同時此樣品僅保留90天。本報告未經本公司書面許可，不可部份複製。
This document is issued by the Company subject to its General Conditions of Service printed overleaf, available on request or accessible at http://www.sgs.com.tw/Terms-and-Conditions and for electronic format documents, subject to Terms and Conditions for Electronic Documents at http://www.sgs.com.tw/Terms-and-Conditions. Attention is drawn to the limitation of liability, indemnification and jurisdiction issues defined therein. Any holder of this document is advised that information contained hereon reflects the Company's findings at the time of its intervention only and within the limits of Client's instructions, if any. The Company's sole responsibility is to its Client and this document does not exonerate parties to a transaction from exercising all their rights and obligations under the transaction documents. This document cannot be reproduced except in full, without prior written approval of the Company. Any unauthorized alteration, forgery or falsification of the content or appearance of this document is unlawful and offenders may be prosecuted to the fullest extent of the law.

ID: 046
Report No. :TESA2401000059ES
Measurement Report for, Edge Top, U-NII-5, MIMO
IEEE 802.11be (320MHz, MCS0, 99pc duty cycle), Channel 63 (6265.0 MHz)

Exposure Conditions

Phantom Section	Position, Test Distance [mm]	Frequency [MHz] Channel Number	Conversion Factor
5G	Edge Top, 2.00	6265.0, 63	1.0

Hardware Setup

Phantom	Medium	Probe, Calibration Date	DAE, Calibration Date
mmWave	Air -	EUmmWV3 - SN9399_F1-55GHz, 2024-01-23	DAE4 Sn1719, 2024-01-17

Scans Setup

Scan Type	5G Scan
Grid Extents [mm]	60.0 x 140.0
Grid Steps [lambda]	0.0625 x 0.0625
Sensor Surface [mm]	2.0

Measurement Results

Scan Type	5G Scan
Date	2024-05-09
Avg. Area [cm^2]	4.00
psPDn+ [W/m^2]	0.748
psPDtot+ [W/m^2]	0.787
psPDmod+ [W/m^2]	0.911
E_{max} [V/m]	24.6
Power Drift [dB]	-0.11



Unless otherwise stated the results shown in this test report refer only to the sample(s) tested and such sample(s) are retained for 90 days only.
除非另有說明，此報告結果僅對測試之樣品負責，同時此樣品僅保留90天。本報告未經本公司書面許可，不可部份複製。
This document is issued by the Company subject to its General Conditions of Service printed overleaf, available on request or accessible at http://www.sgs.com.tw/Terms-and-Conditions and for electronic format documents, subject to Terms and Conditions for Electronic Documents at http://www.sgs.com.tw/Terms-and-Conditions. Attention is drawn to the limitation of liability, indemnification and jurisdiction issues defined therein. Any holder of this document is advised that information contained hereon reflects the Company's findings at the time of its intervention only and within the limits of Client's instructions, if any. The Company's sole responsibility is to its Client and this document does not exonerate parties to a transaction from exercising all their rights and obligations under the transaction documents. This document cannot be reproduced except in full, without prior written approval of the Company. Any unauthorized alteration, forgery or falsification of the content or appearance of this document is unlawful and offenders may be prosecuted to the fullest extent of the law.

ID: 047
Report No. :TESA2401000059ES
Measurement Report for, Edge Top, Custom Band, MIMO
IEEE 802.11be (320MHz, MCS0, 99pc duty cycle), Channel 95 (6425.0 MHz)

Exposure Conditions

Phantom Section	Position, Test Distance [mm]	Frequency [MHz] Channel Number	Conversion Factor
5G	Edge Top, 2.00	6425.0, 95	1.0

Hardware Setup

Phantom	Medium	Probe, Calibration Date	DAE, Calibration Date
mmWave	Air -	EUmmWV3 - SN9399_F1-55GHz, 2024-01-23	DAE4 Sn1719, 2024-01-17

Scans Setup

Scan Type	5G Scan
Grid Extents [mm]	80.0 x 140.0
Grid Steps [lambda]	0.0625 x 0.0625
Sensor Surface [mm]	2.0

Measurement Results

Scan Type	5G Scan
Date	2024-05-09
Avg. Area [cm^2]	4.00
psPDn+ [W/m^2]	0.795
psPDtot+ [W/m^2]	0.982
psPDmod+ [W/m^2]	1.08
E_{max} [V/m]	22.6
Power Drift [dB]	-0.14

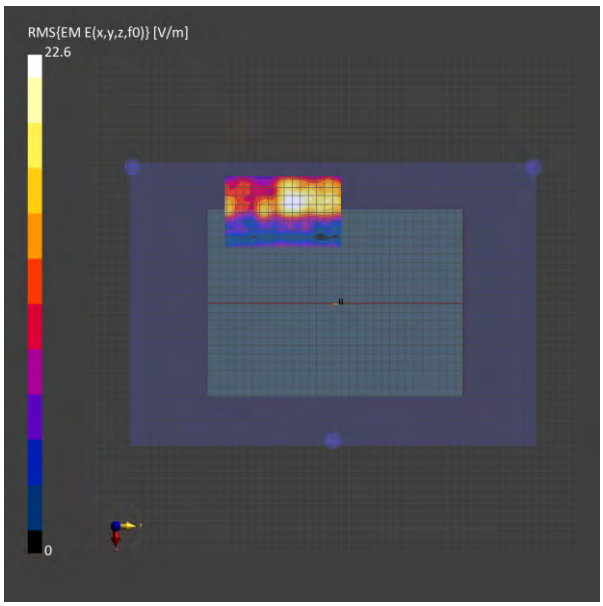

Unless otherwise stated the results shown in this test report refer only to the sample(s) tested and such sample(s) are retained for 90 days only.
除非另有說明，此報告結果僅對測試之樣品負責，同時此樣品僅保留90天。本報告未經本公司書面許可，不可部份複製。
This document is issued by the Company subject to its General Conditions of Service printed overleaf, available on request or accessible at http://www.sgs.com.tw/Terms-and-Conditions and for electronic format documents, subject to Terms and Conditions for Electronic Documents at http://www.sgs.com.tw/Terms-and-Conditions. Attention is drawn to the limitation of liability, indemnification and jurisdiction issues defined therein. Any holder of this document is advised that information contained hereon reflects the Company's findings at the time of its intervention only and within the limits of Client's instructions, if any. The Company's sole responsibility is to its Client and this document does not exonerate parties to a transaction from exercising all their rights and obligations under the transaction documents. This document cannot be reproduced except in full, without prior written approval of the Company. Any unauthorized alteration, forgery or falsification of the content or appearance of this document is unlawful and offenders may be prosecuted to the fullest extent of the law.

ID: 048
Report No. :TESA2401000059ES
Measurement Report for, Edge Top, U-NII-7, MIMO
IEEE 802.11be (320MHz, MCS0, 99pc duty cycle), Channel 127 (6585.0 MHz)

Exposure Conditions

Phantom Section	Position, Test Distance [mm]	Frequency [MHz] Channel Number	Conversion Factor
5G	Edge Top, 2.00	6585.0, 127	1.0

Hardware Setup

Phantom	Medium	Probe, Calibration Date	DAE, Calibration Date
mmWave	Air -	EUmmWV3 - SN9399_F1-55GHz, 2024-01-23	DAE4 Sn1719, 2024-01-17

Scans Setup

Scan Type	5G Scan
Grid Extents [mm]	100.0 x 160.0
Grid Steps [lambda]	0.0625 x 0.0625
Sensor Surface [mm]	2.0

Measurement Results

Scan Type	5G Scan
Date	2024-05-10
Avg. Area [cm^2]	4.00
psPDn+ [W/m^2]	0.666
psPDtot+ [W/m^2]	0.768
psPDmod+ [W/m^2]	0.886
E_{max} [V/m]	22.7
Power Drift [dB]	0.07

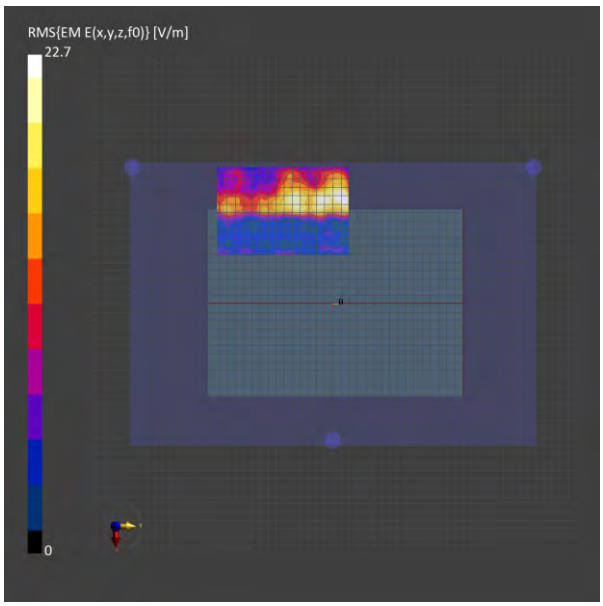

Unless otherwise stated the results shown in this test report refer only to the sample(s) tested and such sample(s) are retained for 90 days only.
除非另有說明，此報告結果僅對測試之樣品負責，同時此樣品僅保留90天。本報告未經本公司書面許可，不可部份複製。
This document is issued by the Company subject to its General Conditions of Service printed overleaf, available on request or accessible at http://www.sgs.com.tw/Terms-and-Conditions and for electronic format documents, subject to Terms and Conditions for Electronic Documents at http://www.sgs.com.tw/Terms-and-Conditions. Attention is drawn to the limitation of liability, indemnification and jurisdiction issues defined therein. Any holder of this document is advised that information contained hereon reflects the Company's findings at the time of its intervention only and within the limits of Client's instructions, if any. The Company's sole responsibility is to its Client and this document does not exonerate parties to a transaction from exercising all their rights and obligations under the transaction documents. This document cannot be reproduced except in full, without prior written approval of the Company. Any unauthorized alteration, forgery or falsification of the content or appearance of this document is unlawful and offenders may be prosecuted to the fullest extent of the law.

ID: 049
Report No. :TESA2401000059ES
Measurement Report for, Edge Top, U-NII-8, MIMO
IEEE 802.11be (320MHz, MCS0, 99pc duty cycle), Channel 191 (6905.0 MHz)

Exposure Conditions

Phantom Section	Position, Test Distance [mm]	Frequency [MHz] Channel Number	Conversion Factor
5G	Edge Top, 2.00	6905.0, 191	1.0

Hardware Setup

Phantom	Medium	Probe, Calibration Date	DAE, Calibration Date
mmWave	Air -	EUmmWV3 - SN9399_F1-55GHz, 2024-01-23	DAE4 Sn1719, 2024-01-17

Scans Setup

Scan Type	5G Scan
Grid Extents [mm]	80.0 x 140.0
Grid Steps [lambda]	0.0625 x 0.0625
Sensor Surface [mm]	2.0

Measurement Results

Scan Type	5G Scan
Date	2024-05-10
Avg. Area [cm^2]	4.00
psPDn+ [W/m^2]	0.696
psPDtot+ [W/m^2]	0.724
psPDmod+ [W/m^2]	0.829
E_{max} [V/m]	22.1
Power Drift [dB]	0.18

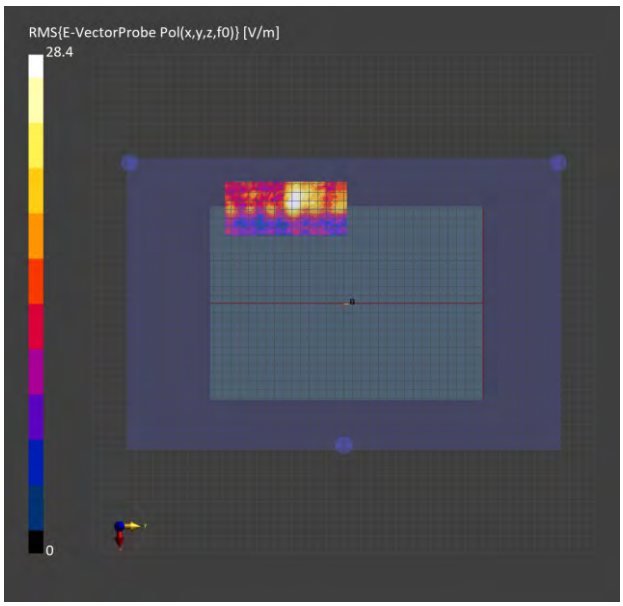

Unless otherwise stated the results shown in this test report refer only to the sample(s) tested and such sample(s) are retained for 90 days only.
除非另有說明，此報告結果僅對測試之樣品負責，同時此樣品僅保留90天。本報告未經本公司書面許可，不可部份複製。
This document is issued by the Company subject to its General Conditions of Service printed overleaf, available on request or accessible at http://www.sgs.com.tw/Terms-and-Conditions and for electronic format documents, subject to Terms and Conditions for Electronic Documents at http://www.sgs.com.tw/Terms-and-Conditions. Attention is drawn to the limitation of liability, indemnification and jurisdiction issues defined therein. Any holder of this document is advised that information contained hereon reflects the Company's findings at the time of its intervention only and within the limits of Client's instructions, if any. The Company's sole responsibility is to its Client and this document does not exonerate parties to a transaction from exercising all their rights and obligations under the transaction documents. This document cannot be reproduced except in full, without prior written approval of the Company. Any unauthorized alteration, forgery or falsification of the content or appearance of this document is unlawful and offenders may be prosecuted to the fullest extent of the law.

ID: 050
Report No. :TESA2401000059ES
Measurement Report for, Edge Back, U-NII-5, MIMO
IEEE 802.11be (320MHz, MCS0, 99pc duty cycle), Channel 31 (6105.0 MHz)

Exposure Conditions

Phantom Section	Position, Test Distance [mm]	Frequency [MHz] Channel Number	Conversion Factor
5G	Edge Back, 2.00	6105.0, 31	1.0

Hardware Setup

Phantom	Medium	Probe, Calibration Date	DAE, Calibration Date
mmWave	Air -	EUmmWV4 - SN9643_F1-55GHz, 2023-08-04	DAE4 Sn1336, 2023-08-22

Scans Setup

Scan Type	5G Scan
Grid Extents [mm]	100.0 x 150.0
Grid Steps [lambda]	0.0625 x 0.0625
Sensor Surface [mm]	2.0

Measurement Results

Scan Type	5G Scan
Date	2024-05-09
Avg. Area [cm^2]	4.00
psPDn+ [W/m^2]	3.26
psPDtot+ [W/m^2]	3.41
psPDmod+ [W/m^2]	3.69
E_{max} [V/m]	41.8
Power Drift [dB]	-0.10



Unless otherwise stated the results shown in this test report refer only to the sample(s) tested and such sample(s) are retained for 90 days only.
除非另有說明，此報告結果僅對測試之樣品負責，同時此樣品僅保留90天。本報告未經本公司書面許可，不可部份複製。
This document is issued by the Company subject to its General Conditions of Service printed overleaf, available on request or accessible at http://www.sgs.com.tw/Terms-and-Conditions and for electronic format documents, subject to Terms and Conditions for Electronic Documents at http://www.sgs.com.tw/Terms-and-Conditions. Attention is drawn to the limitation of liability, indemnification and jurisdiction issues defined therein. Any holder of this document is advised that information contained hereon reflects the Company's findings at the time of its intervention only and within the limits of Client's instructions, if any. The Company's sole responsibility is to its Client and this document does not exonerate parties to a transaction from exercising all their rights and obligations under the transaction documents. This document cannot be reproduced except in full, without prior written approval of the Company. Any unauthorized alteration, forgery or falsification of the content or appearance of this document is unlawful and offenders may be prosecuted to the fullest extent of the law.

ID: 051
Report No. :TESA2401000059ES
Measurement Report for, Edge Back, U-NII-5, MIMO
IEEE 802.11be (320MHz, MCS0, 99pc duty cycle), Channel 63 (6265.0 MHz)

Exposure Conditions

Phantom Section	Position, Test Distance [mm]	Frequency [MHz] Channel Number	Conversion Factor
5G	Edge Back, 2.00	6265.0, 63	1.0

Hardware Setup

Phantom	Medium	Probe, Calibration Date	DAE, Calibration Date
mmWave	Air -	EUmmWV4 - SN9643_F1-55GHz, 2023-08-04	DAE4 Sn1336, 2023-08-22

Scans Setup

Scan Type	5G Scan
Grid Extents [mm]	80.0 x 160.0
Grid Steps [lambda]	0.0625 x 0.0625
Sensor Surface [mm]	2.0

Measurement Results

Scan Type	5G Scan
Date	2024-05-09
Avg. Area [cm^2]	4.00
psPDn+ [W/m^2]	2.16
psPDtot+ [W/m^2]	2.30
psPDmod+ [W/m^2]	2.49
E_{max} [V/m]	35.1
Power Drift [dB]	0.11

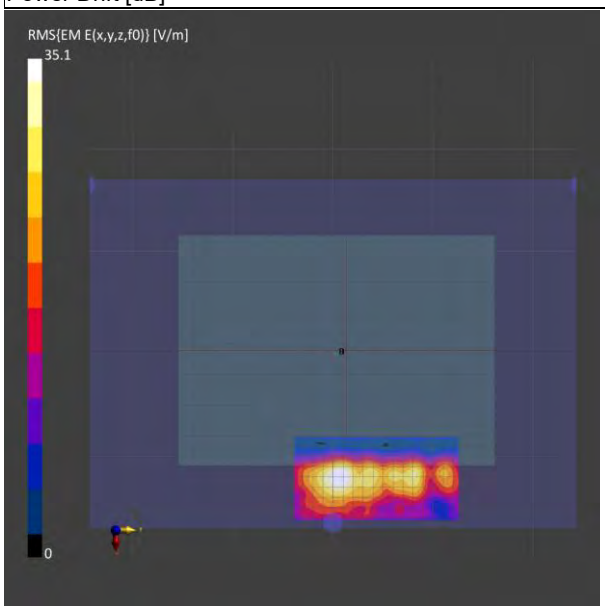

Unless otherwise stated the results shown in this test report refer only to the sample(s) tested and such sample(s) are retained for 90 days only.
除非另有說明，此報告結果僅對測試之樣品負責，同時此樣品僅保留90天。本報告未經本公司書面許可，不可部份複製。
This document is issued by the Company subject to its General Conditions of Service printed overleaf, available on request or accessible at http://www.sgs.com.tw/Terms-and-Conditions and for electronic format documents, subject to Terms and Conditions for Electronic Documents at http://www.sgs.com.tw/Terms-and-Conditions. Attention is drawn to the limitation of liability, indemnification and jurisdiction issues defined therein. Any holder of this document is advised that information contained hereon reflects the Company's findings at the time of its intervention only and within the limits of Client's instructions, if any. The Company's sole responsibility is to its Client and this document does not exonerate parties to a transaction from exercising all their rights and obligations under the transaction documents. This document cannot be reproduced except in full, without prior written approval of the Company. Any unauthorized alteration, forgery or falsification of the content or appearance of this document is unlawful and offenders may be prosecuted to the fullest extent of the law.

ID: 052
Report No. :TESA2401000059ES
Measurement Report for, Edge Back, U-NII-6, MIMO
IEEE 802.11be (320MHz, MCS0, 99pc duty cycle), Channel 95 (6425.0 MHz)

Exposure Conditions

Phantom Section	Position, Test Distance [mm]	Frequency [MHz] Channel Number	Conversion Factor
5G	Edge Back, 2.00	6425.0, 95	1.0

Hardware Setup

Phantom	Medium	Probe, Calibration Date	DAE, Calibration Date
mmWave	Air -	EUmmWV4 - SN9643_F1-55GHz, 2023-08-04	DAE4 Sn1336, 2023-08-22

Scans Setup

Scan Type	5G Scan
Grid Extents [mm]	100.0 x 150.0
Grid Steps [lambda]	0.0625 x 0.0625
Sensor Surface [mm]	2.0

Measurement Results

Scan Type	5G Scan
Date	2024-05-09
Avg. Area [cm^2]	4.00
psPDn+ [W/m^2]	2.18
psPDtot+ [W/m^2]	2.36
psPDmod+ [W/m^2]	2.56
E_{max} [V/m]	38.9
Power Drift [dB]	0.10



Unless otherwise stated the results shown in this test report refer only to the sample(s) tested and such sample(s) are retained for 90 days only.
除非另有說明，此報告結果僅對測試之樣品負責，同時此樣品僅保留90天。本報告未經本公司書面許可，不可部份複製。
This document is issued by the Company subject to its General Conditions of Service printed overleaf, available on request or accessible at http://www.sgs.com.tw/Terms-and-Conditions and for electronic format documents, subject to Terms and Conditions for Electronic Documents at http://www.sgs.com.tw/Terms-and-Conditions. Attention is drawn to the limitation of liability, indemnification and jurisdiction issues defined therein. Any holder of this document is advised that information contained hereon reflects the Company's findings at the time of its intervention only and within the limits of Client's instructions, if any. The Company's sole responsibility is to its Client and this document does not exonerate parties to a transaction from exercising all their rights and obligations under the transaction documents. This document cannot be reproduced except in full, without prior written approval of the Company. Any unauthorized alteration, forgery or falsification of the content or appearance of this document is unlawful and offenders may be prosecuted to the fullest extent of the law.

ID: 053
Report No. :TESA2401000059ES
Measurement Report for, Edge Back, U-NII-7, MIMO
IEEE 802.11be (320MHz, MCS0, 99pc duty cycle), Channel 127 (6585.0 MHz)

Exposure Conditions

Phantom Section	Position, Test Distance [mm]	Frequency [MHz] Channel Number	Conversion Factor
5G	Edge Back, 2.00	6585.0, 127	1.0

Hardware Setup

Phantom	Medium	Probe, Calibration Date	DAE, Calibration Date
mmWave	Air -	EUmmWV4 - SN9643_F1-55GHz, 2023-08-04	DAE4 Sn1336, 2023-08-22

Scans Setup

Scan Type	5G Scan
Grid Extents [mm]	100.0 x 150.0
Grid Steps [lambda]	0.0625 x 0.0625
Sensor Surface [mm]	2.0

Measurement Results

Scan Type	5G Scan
Date	2024-05-10
Avg. Area [cm^2]	4.00
psPDn+ [W/m^2]	2.57
psPDtot+ [W/m^2]	2.89
psPDmod+ [W/m^2]	3.08
E_{max} [V/m]	45.3
Power Drift [dB]	-0.16



Unless otherwise stated the results shown in this test report refer only to the sample(s) tested and such sample(s) are retained for 90 days only.
除非另有說明，此報告結果僅對測試之樣品負責，同時此樣品僅保留90天。本報告未經本公司書面許可，不可部份複製。
This document is issued by the Company subject to its General Conditions of Service printed overleaf, available on request or accessible at http://www.sgs.com.tw/Terms-and-Conditions and for electronic format documents, subject to Terms and Conditions for Electronic Documents at http://www.sgs.com.tw/Terms-and-Conditions. Attention is drawn to the limitation of liability, indemnification and jurisdiction issues defined therein. Any holder of this document is advised that information contained hereon reflects the Company's findings at the time of its intervention only and within the limits of Client's instructions, if any. The Company's sole responsibility is to its Client and this document does not exonerate parties to a transaction from exercising all their rights and obligations under the transaction documents. This document cannot be reproduced except in full, without prior written approval of the Company. Any unauthorized alteration, forgery or falsification of the content or appearance of this document is unlawful and offenders may be prosecuted to the fullest extent of the law.

ID: 054
Measurement Report for, Edge Back, U-NII-8, MIMO
IEEE 802.11be (320MHz, MCS0, 99pc duty cycle), Channel 191 (6905.0 MHz)

Exposure Conditions

Phantom Section	Position, Test Distance [mm]	Frequency [MHz] Channel Number	Conversion Factor
5G	Edge Back, 2.00	6905.0, 191	1.0

Hardware Setup

Phantom	Medium	Probe, Calibration Date	DAE, Calibration Date
mmWave	Air -	EUmmWV4 - SN9643_F1-55GHz, 2023-08-04	DAE4 Sn1336, 2023-08-22

Scans Setup

Scan Type	5G Scan
Grid Extents [mm]	70.0 x 160.0
Grid Steps [lambda]	0.0625 x 0.0625
Sensor Surface [mm]	2.0

Measurement Results

Scan Type	5G Scan
Date	2024-05-10
Avg. Area [cm^2]	4.00
psPDn+ [W/m^2]	1.78
psPDtot+ [W/m^2]	2.08
psPDmod+ [W/m^2]	2.16
E_{max} [V/m]	35.2
Power Drift [dB]	-0.14

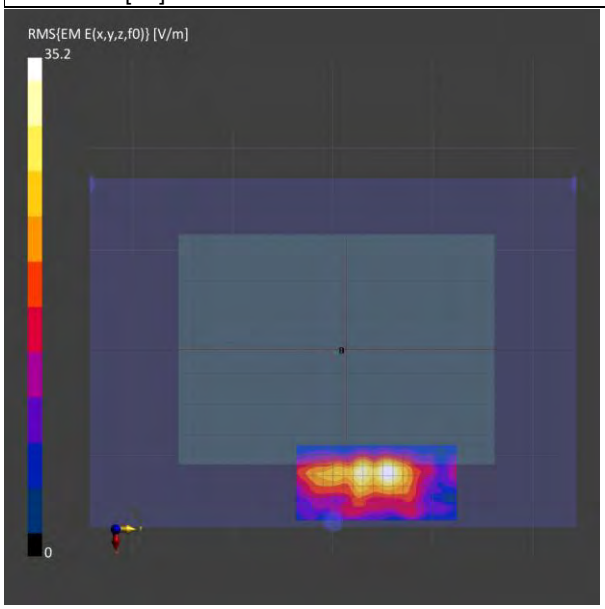

Unless otherwise stated the results shown in this test report refer only to the sample(s) tested and such sample(s) are retained for 90 days only.
除非另有說明，此報告結果僅對測試之樣品負責，同時此樣品僅保留90天。本報告未經本公司書面許可，不可部份複製。
This document is issued by the Company subject to its General Conditions of Service printed overleaf, available on request or accessible at http://www.sgs.com.tw/Terms-and-Conditions and for electronic format documents, subject to Terms and Conditions for Electronic Documents at http://www.sgs.com.tw/Terms-and-Conditions. Attention is drawn to the limitation of liability, indemnification and jurisdiction issues defined therein. Any holder of this document is advised that information contained hereon reflects the Company's findings at the time of its intervention only and within the limits of Client's instructions, if any. The Company's sole responsibility is to its Client and this document does not exonerate parties to a transaction from exercising all their rights and obligations under the transaction documents. This document cannot be reproduced except in full, without prior written approval of the Company. Any unauthorized alteration, forgery or falsification of the content or appearance of this document is unlawful and offenders may be prosecuted to the fullest extent of the law.

14 SAR SYSTEM CHECK RESULTS

Date: 2024/3/10

Report No. :TESA2401000060ES
Dipole 2450 MHz_SN:727
Communication System: CW; Frequency: 2450 MHz; Duty cycle= 1:1
Medium parameters used: f = 2450 MHz; σ = 1.823 S/m; ε_r = 39.528; ρ = 1000 kg/m^3
Phantom section: Flat Section
Ambient temperature: 22.5°C; Liquid temperature: 22.3℃

DASY5 Configuration:

- Probe: EX3DV4 - SN7509; ConvF(7.61, 7.61, 8.17) @ 2450 MHz; Calibrated: 2023/4/26
- Sensor-Surface: 2mm (Mechanical Surface Detection)
- Electronics: DAE4 Sn1336; Calibrated: 2023/8/22
- Phantom: ELI
- DASY52 52.10.4(1527); SEMCAD X 14.6.14(7483)

Area Scan (51x61x1): Interpolated grid: dx=12 mm, dy=12 mm
Maximum value of SAR (interpolated) = 19.8 W/kg

Zoom Scan (7x7x7)/Cube 0: Measurement grid: dx=5mm, dy=5mm, dz=5mm
Reference Value = 109.2 V/m; Power Drift = -0.11 dB
Peak SAR (extrapolated) = 23.7 W/kg
SAR(1 g) = 12.9 W/kg; SAR(10 g) = 6.44 W/kg
Smallest distance from peaks to all points 3 dB below = 9.2 mm
Ratio of SAR at M2 to SAR at M1 = 54%
Maximum value of SAR (measured) = 18.4 W/kg



0 dB = 18.4 W/kg = 12.65 dBW/kg

Unless otherwise stated the results shown in this test report refer only to the sample(s) tested and such sample(s) are retained for 90 days only.
除非另有說明，此報告結果僅對測試之樣品負責，同時此樣品僅保留90天。本報告未經本公司書面許可，不可部份複製。
This document is issued by the Company subject to its General Conditions of Service printed overleaf, available on request or accessible at http://www.sgs.com.tw/Terms-and-Conditions and for electronic format documents, subject to Terms and Conditions for Electronic Documents at http://www.sgs.com.tw/Terms-and-Conditions. Attention is drawn to the limitation of liability, indemnification and jurisdiction issues defined therein. Any holder of this document is advised that information contained hereon reflects the Company's findings at the time of its intervention only and within the limits of Client's instructions, if any. The Company's sole responsibility is to its Client and this document does not exonerate parties to a transaction from exercising all their rights and obligations under the transaction documents. This document cannot be reproduced except in full, without prior written approval of the Company. Any unauthorized alteration, forgery or falsification of the content or appearance of this document is unlawful and offenders may be prosecuted to the fullest extent of the law.

Date: 2024/3/11

Report No. :TESA2401000060ES
Dipole 5250 MHz_SN:1023
Communication System: CW; Frequency: 5250 MHz; Duty cycle= 1:1
Medium parameters used: f = 5250 MHz; σ = 4.743 S/m; ε_r = 35.737; ρ = 1000 kg/m^3
Phantom section: Flat Section
Ambient temperature: 22.2°C; Liquid temperature: 21.8℃

DASY5 Configuration:

- Probe: EX3DV4 - SN7509; ConvF(5.58, 5.65, 6.02) @ 5250 MHz; Calibrated: 2023/4/26
- Sensor-Surface: 2mm (Mechanical Surface Detection)
- Electronics: DAE4 Sn1336; Calibrated: 2023/8/22
- Phantom: ELI
- DASY52 52.10.4(1527); SEMCAD X 14.6.14(7483)

Area Scan (61x61x1): Interpolated grid: dx=10 mm, dy=10 mm
Maximum value of SAR (interpolated) = 16.8 W/kg

Zoom Scan (7x7x12)/Cube 0: Measurement grid: dx=4mm, dy=4mm, dz=2mm
Reference Value = 59.37 V/m; Power Drift = -0.04 dB
Peak SAR (extrapolated) = 33.7 W/kg
SAR(1 g) = 8.19 W/kg; SAR(10 g) = 2.35 W/kg
Smallest distance from peaks to all points 3 dB below = 7.5 mm
Ratio of SAR at M2 to SAR at M1 = 54.6%
Maximum value of SAR (measured) = 16.9 W/kg



0 dB = 16.9 W/kg = 12.28 dBW/kg

Unless otherwise stated the results shown in this test report refer only to the sample(s) tested and such sample(s) are retained for 90 days only.
除非另有說明，此報告結果僅對測試之樣品負責，同時此樣品僅保留90天。本報告未經本公司書面許可，不可部份複製。
This document is issued by the Company subject to its General Conditions of Service printed overleaf, available on request or accessible at http://www.sgs.com.tw/Terms-and-Conditions and for electronic format documents, subject to Terms and Conditions for Electronic Documents at http://www.sgs.com.tw/Terms-and-Conditions. Attention is drawn to the limitation of liability, indemnification and jurisdiction issues defined therein. Any holder of this document is advised that information contained hereon reflects the Company's findings at the time of its intervention only and within the limits of Client's instructions, if any. The Company's sole responsibility is to its Client and this document does not exonerate parties to a transaction from exercising all their rights and obligations under the transaction documents. This document cannot be reproduced except in full, without prior written approval of the Company. Any unauthorized alteration, forgery or falsification of the content or appearance of this document is unlawful and offenders may be prosecuted to the fullest extent of the law.

Date: 2024/3/11

Report No. :TESA2401000060ES
Dipole 5600 MHz_SN:1023
Communication System: CW; Frequency: 5600 MHz; Duty cycle= 1:1
Medium parameters used: f = 5600 MHz; σ = 5.176 S/m; ε_r = 35.163; ρ = 1000 kg/m^3
Phantom section: Flat Section
Ambient temperature: 22.3°C; Liquid temperature: 22.0°C

DASY5 Configuration:

- Probe: EX3DV4 - SN7509; ConvF(4.82, 4.82, 5.14) @ 5600 MHz; Calibrated: 2023/4/26
- Sensor-Surface: 2mm (Mechanical Surface Detection)
- Electronics: DAE4 Sn1336; Calibrated: 2023/8/22
- Phantom: ELI
- DASY52 52.10.4(1527); SEMCAD X 14.6.14(7483)

Area Scan (61x61x1): Interpolated grid: dx=10 mm, dy=10 mm
Maximum value of SAR (interpolated) = 17.3 W/kg

Zoom Scan (7x7x12)/Cube 0: Measurement grid: dx=4mm, dy=4mm, dz=2mm
Reference Value = 57.28 V/m; Power Drift = 0.04 dB
Peak SAR (extrapolated) = 35.6 W/kg
SAR(1 g) = 8.44 W/kg; SAR(10 g) = 2.43 W/kg
Smallest distance from peaks to all points 3 dB below = 7.5 mm
Ratio of SAR at M2 to SAR at M1 = 52.6%
Maximum value of SAR (measured) = 17.5 W/kg



0 dB = 17.5 W/kg = 12.43 dBW/kg

Unless otherwise stated the results shown in this test report refer only to the sample(s) tested and such sample(s) are retained for 90 days only.
除非另有說明，此報告結果僅對測試之樣品負責，同時此樣品僅保留90天。本報告未經本公司書面許可，不可部份複製。
This document is issued by the Company subject to its General Conditions of Service printed overleaf, available on request or accessible at http://www.sgs.com.tw/Terms-and-Conditions and for electronic format documents, subject to Terms and Conditions for Electronic Documents at http://www.sgs.com.tw/Terms-and-Conditions. Attention is drawn to the limitation of liability, indemnification and jurisdiction issues defined therein. Any holder of this document is advised that information contained hereon reflects the Company's findings at the time of its intervention only and within the limits of Client's instructions, if any. The Company's sole responsibility is to its Client and this document does not exonerate parties to a transaction from exercising all their rights and obligations under the transaction documents. This document cannot be reproduced except in full, without prior written approval of the Company. Any unauthorized alteration, forgery or falsification of the content or appearance of this document is unlawful and offenders may be prosecuted to the fullest extent of the law.

Date: 2024/3/12

Report No. :TESA2401000060ES
Dipole 5750 MHz_SN:1023
Communication System: CW; Frequency: 5750 MHz; Duty cycle= 1:1
Medium parameters used: f = 5750 MHz; σ = 5.36 S/m; ε_r = 34.852; ρ = 1000 kg/m^3
Phantom section: Flat Section
Ambient temperature: 22.2°C; Liquid temperature: 21.9℃

DASY5 Configuration:

- Probe: EX3DV4 - SN7509; ConvF(5.12, 5.16, 5.51) @ 5750 MHz; Calibrated: 2023/4/26
- Sensor-Surface: 2mm (Mechanical Surface Detection)
- Electronics: DAE4 Sn1336; Calibrated: 2023/8/22
- Phantom: ELI
- DASY52 52.10.4(1527); SEMCAD X 14.6.14(7483)

Area Scan (61x61x1): Interpolated grid: dx=10 mm, dy=10 mm
Maximum value of SAR (interpolated) = 17.6 W/kg

Zoom Scan (7x7x12)/Cube 0: Measurement grid: dx=4mm, dy=4mm, dz=2mm
Reference Value = 58.16 V/m; Power Drift = 0.03 dB
Peak SAR (extrapolated) = 36.7 W/kg
SAR(1 g) = 8.37 W/kg; SAR(10 g) = 2.37 W/kg
Smallest distance from peaks to all points 3 dB below = 7.5 mm
Ratio of SAR at M2 to SAR at M1 = 51.8%
Maximum value of SAR (measured) = 17.7 W/kg



0 dB = 17.7 W/kg = 12.48 dBW/kg

Unless otherwise stated the results shown in this test report refer only to the sample(s) tested and such sample(s) are retained for 90 days only.
除非另有說明，此報告結果僅對測試之樣品負責，同時此樣品僅保留90天。本報告未經本公司書面許可，不可部份複製。
This document is issued by the Company subject to its General Conditions of Service printed overleaf, available on request or accessible at http://www.sgs.com.tw/Terms-and-Conditions and for electronic format documents, subject to Terms and Conditions for Electronic Documents at http://www.sgs.com.tw/Terms-and-Conditions. Attention is drawn to the limitation of liability, indemnification and jurisdiction issues defined therein. Any holder of this document is advised that information contained hereon reflects the Company's findings at the time of its intervention only and within the limits of Client's instructions, if any. The Company's sole responsibility is to its Client and this document does not exonerate parties to a transaction from exercising all their rights and obligations under the transaction documents. This document cannot be reproduced except in full, without prior written approval of the Company. Any unauthorized alteration, forgery or falsification of the content or appearance of this document is unlawful and offenders may be prosecuted to the fullest extent of the law.

Report No. :TESA2401000059ES
Measurement Report
Dipole_D6500-SN:1006
Ambient temperature: 22.4°C; Liquid temperature: 22.1°C

Exposure Conditions

Phantom Section, TSL	Position, Test Distance [mm]	Conversion Factor	TSL Conductivity [S/m]	TSL Permittivity
Flat, HSL	FRONT, 5.00	5.17	6.188	33.906

Hardware Setup

Phantom	Probe, Calibration Date	DAE, Calibration Date
ELI	EX3DV4 - SN7509, 2023-04-26	DAE4 Sn1336, 2023-08-22

Scans Setup

	Area Scan	Zoom Scan
Grid Extents [mm]	36.0 x 51.0	22.0 x 22.0 x 22.0
Grid Steps [mm]	6.0 x 8.5	3.4 x 3.4 x 1.4
Sensor Surface [mm]	3.0	1.4

Measurement Results

	Area Scan	Zoom Scan
Date	2024-03-13	2024-03-13
psSAR1g [W/kg]	24.3	29.9
psSAR8g [W/kg]	5.75	6.70
psSAR10g [W/kg]	4.76	5.49
psPDab (4.0cm2, sq) [W/m2]		134
Power Drift [dB]	-0.02	0.04
M2/M1 [%]		51.9
Dist 3dB Peak [mm]		4.4

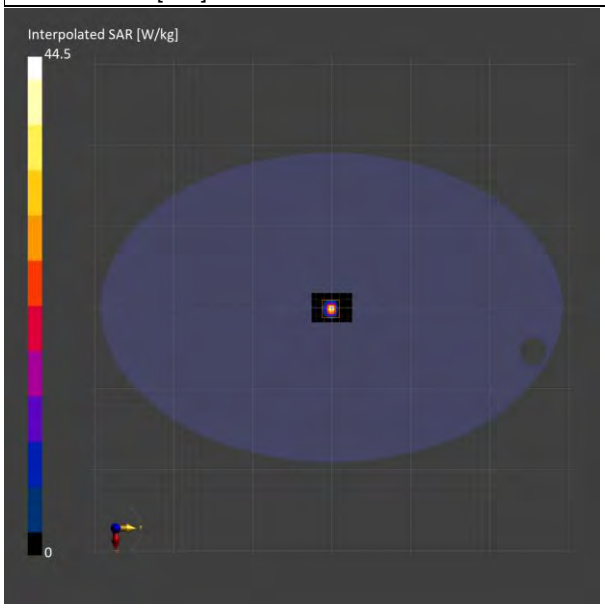

Unless otherwise stated the results shown in this test report refer only to the sample(s) tested and such sample(s) are retained for 90 days only.
除非另有說明，此報告結果僅對測試之樣品負責，同時此樣品僅保留90天。本報告未經本公司書面許可，不可部份複製。
This document is issued by the Company subject to its General Conditions of Service printed overleaf, available on request or accessible at http://www.sgs.com.tw/Terms-and-Conditions and for electronic format documents, subject to Terms and Conditions for Electronic Documents at http://www.sgs.com.tw/Terms-and-Conditions. Attention is drawn to the limitation of liability, indemnification and jurisdiction issues defined therein. Any holder of this document is advised that information contained hereon reflects the Company's findings at the time of its intervention only and within the limits of Client's instructions, if any. The Company's sole responsibility is to its Client and this document does not exonerate parties to a transaction from exercising all their rights and obligations under the transaction documents. This document cannot be reproduced except in full, without prior written approval of the Company. Any unauthorized alteration, forgery or falsification of the content or appearance of this document is unlawful and offenders may be prosecuted to the fullest extent of the law.

Report No. :TESA2401000059ES
Measurement Report
Dipole_D7000-SN:1007
Ambient temperature: 22.6°C; Liquid temperature: 22.3°C

Exposure Conditions

Phantom Section, TSL	Position, Test Distance [mm]	Conversion Factor	TSL Conductivity [S/m]	TSL Permittivity
Flat, HSL	FRONT, 5.00	5.45	6.752	33.367

Hardware Setup

Phantom	Probe, Calibration Date	DAE, Calibration Date
ELI	EX3DV4 - SN7509, 2023-04-26	DAE4 Sn1336, 2023-08-22

Scans Setup

	Area Scan	Zoom Scan
Grid Extents [mm]	36.0 x 45.0	22.0 x 22.0 x 22.0
Grid Steps [mm]	6.0 x 7.5	3.0 x 3.0 x 1.4
Sensor Surface [mm]	3.0	1.4

Measurement Results

	Area Scan	Zoom Scan
Date	2024-03-13	2024-03-13
psSAR1g [W/kg]	24.1	29.0
psSAR8g [W/kg]	5.70	6.16
psSAR10g [W/kg]	4.70	5.04
psPDab (4.0cm2, sq) [W/m2]		123
Power Drift [dB]	0.04	-0.02
M2/M1 [%]		45.4
Dist 3dB Peak [mm]		4.3

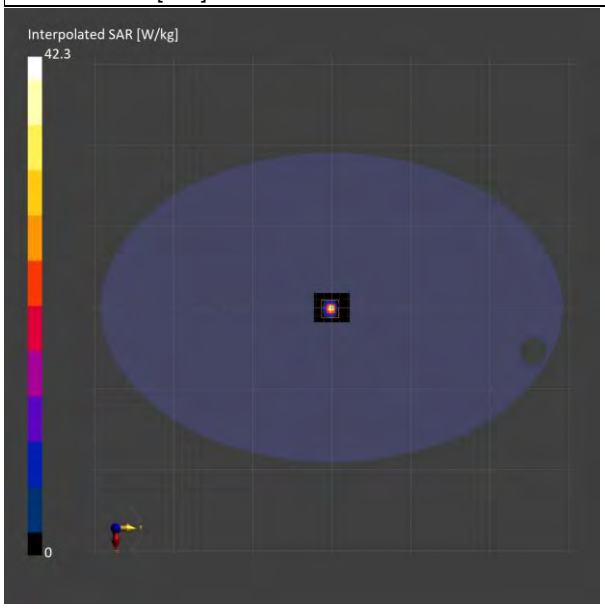

Unless otherwise stated the results shown in this test report refer only to the sample(s) tested and such sample(s) are retained for 90 days only.
除非另有說明，此報告結果僅對測試之樣品負責，同時此樣品僅保留90天。本報告未經本公司書面許可，不可部份複製。
This document is issued by the Company subject to its General Conditions of Service printed overleaf, available on request or accessible at http://www.sgs.com.tw/Terms-and-Conditions and for electronic format documents, subject to Terms and Conditions for Electronic Documents at http://www.sgs.com.tw/Terms-and-Conditions. Attention is drawn to the limitation of liability, indemnification and jurisdiction issues defined therein. Any holder of this document is advised that information contained hereon reflects the Company's findings at the time of its intervention only and within the limits of Client's instructions, if any. The Company's sole responsibility is to its Client and this document does not exonerate parties to a transaction from exercising all their rights and obligations under the transaction documents. This document cannot be reproduced except in full, without prior written approval of the Company. Any unauthorized alteration, forgery or falsification of the content or appearance of this document is unlawful and offenders may be prosecuted to the fullest extent of the law.

Report No. :TESA2401000059ES
Measurement Report
Dipole_D2450-SN:727
Ambient temperature: 22.6°C; Liquid temperature: 22.4°C

Exposure Conditions

Phantom Section, TSL	Position, Test Distance [mm]	Conversion Factor	TSL Conductivity [S/m]	TSL Permittivity
Flat, HSL	FRONT, 10.00	6.86	1.767	38.684

Hardware Setup

Phantom	Probe, Calibration Date	DAE, Calibration Date
ELI	EX3DV4 - SN7823, 2023-08-11	DAE4 Sn1824, 2023-08-08

Scans Setup

	Area Scan	Zoom Scan
Grid Extents [mm]	120.0 x 120.0	30.0 x 30.0 x 30.0
Grid Steps [mm]	12.0 x 12.0	5.0 x 5.0 x 5.0
Sensor Surface [mm]	3.0	1.4

Measurement Results

	Area Scan	Zoom Scan
Date	2024-03-10	2024-03-10
psSAR1g [W/kg]	14.0	13.8
psSAR8g [W/kg]	7.32	7.16
psSAR10g [W/kg]	6.64	6.50
Power Drift [dB]	-0.15	-0.04
M2/M1 [%]		50.7
Dist 3dB Peak [mm]		9.0

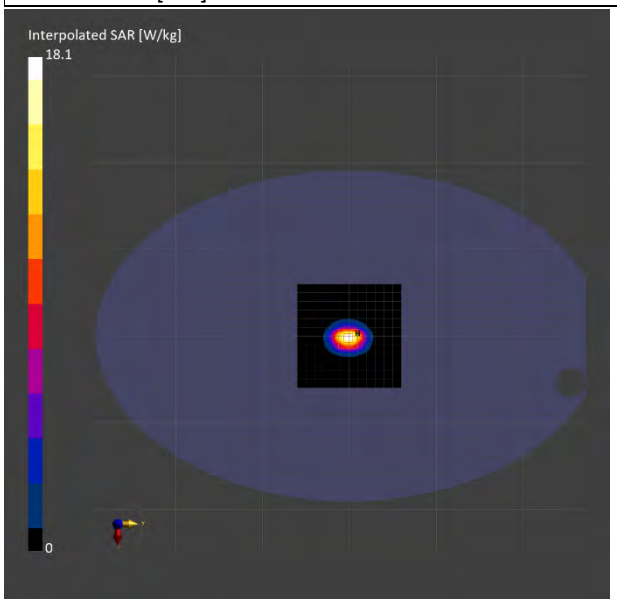

Unless otherwise stated the results shown in this test report refer only to the sample(s) tested and such sample(s) are retained for 90 days only.
除非另有說明，此報告結果僅對測試之樣品負責，同時此樣品僅保留90天。本報告未經本公司書面許可，不可部份複製。
This document is issued by the Company subject to its General Conditions of Service printed overleaf, available on request or accessible at http://www.sgs.com.tw/Terms-and-Conditions and for electronic format documents, subject to Terms and Conditions for Electronic Documents at http://www.sgs.com.tw/Terms-and-Conditions. Attention is drawn to the limitation of liability, indemnification and jurisdiction issues defined therein. Any holder of this document is advised that information contained hereon reflects the Company's findings at the time of its intervention only and within the limits of Client's instructions, if any. The Company's sole responsibility is to its Client and this document does not exonerate parties to a transaction from exercising all their rights and obligations under the transaction documents. This document cannot be reproduced except in full, without prior written approval of the Company. Any unauthorized alteration, forgery or falsification of the content or appearance of this document is unlawful and offenders may be prosecuted to the fullest extent of the law.

Report No. :TESA2401000059ES
Measurement Report
Dipole_D5250-SN:1349
Ambient temperature: 22.5°C; Liquid temperature: 22.1°C

Exposure Conditions

Phantom Section, TSL	Position, Test Distance [mm]	Conversion Factor	TSL Conductivity [S/m]	TSL Permittivity
Flat, HSL	FRONT, 10.00	5.3	4.673	35.431

Hardware Setup

Phantom	Probe, Calibration Date	DAE, Calibration Date
ELI	EX3DV4 - SN7823, 2023-08-11	DAE4 Sn1824, 2023-08-08

Scans Setup

	Area Scan	Zoom Scan
Grid Extents [mm]	120.0 x 120.0	24.0 x 24.0 x 22.0
Grid Steps [mm]	10.0 x 10.0	4.0 x 4.0 x 2.0
Sensor Surface [mm]	3.0	1.4

Measurement Results

	Area Scan	Zoom Scan
Date	2024-03-11	2024-03-11
psSAR1g [W/kg]	7.60	8.17
psSAR8g [W/kg]	2.55	2.77
psSAR10g [W/kg]	2.20	2.38
Power Drift [dB]	-0.01	-0.10
M2/M1 [%]		54.0
Dist 3dB Peak [mm]		7.4

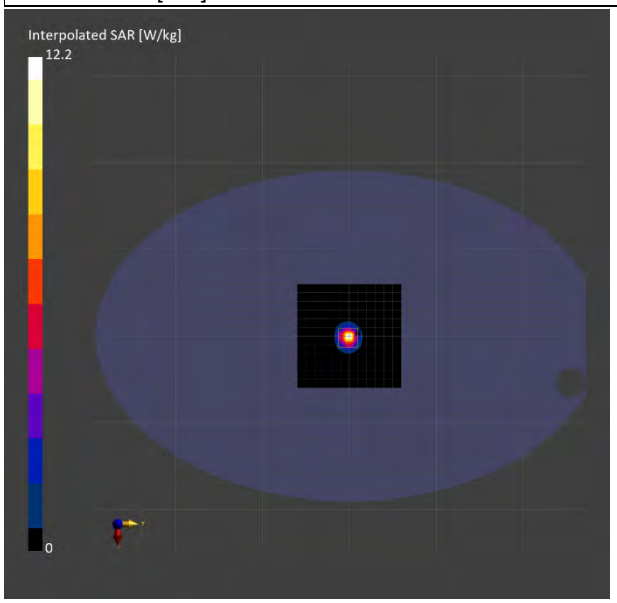

Unless otherwise stated the results shown in this test report refer only to the sample(s) tested and such sample(s) are retained for 90 days only.
除非另有說明，此報告結果僅對測試之樣品負責，同時此樣品僅保留90天。本報告未經本公司書面許可，不可部份複製。
This document is issued by the Company subject to its General Conditions of Service printed overleaf, available on request or accessible at http://www.sgs.com.tw/Terms-and-Conditions and for electronic format documents, subject to Terms and Conditions for Electronic Documents at http://www.sgs.com.tw/Terms-and-Conditions. Attention is drawn to the limitation of liability, indemnification and jurisdiction issues defined therein. Any holder of this document is advised that information contained hereon reflects the Company's findings at the time of its intervention only and within the limits of Client's instructions, if any. The Company's sole responsibility is to its Client and this document does not exonerate parties to a transaction from exercising all their rights and obligations under the transaction documents. This document cannot be reproduced except in full, without prior written approval of the Company. Any unauthorized alteration, forgery or falsification of the content or appearance of this document is unlawful and offenders may be prosecuted to the fullest extent of the law.

Report No. :TESA2401000059ES
Measurement Report
Dipole_D5600-SN:1349
Ambient temperature: 22.8°C; Liquid temperature: 22.5°C

Exposure Conditions

Phantom Section, TSL	Position, Test Distance [mm]	Conversion Factor	TSL Conductivity [S/m]	TSL Permittivity
Flat, HSL	FRONT, 10.00	4.45	5.038	34.98

Hardware Setup

Phantom	Probe, Calibration Date	DAE, Calibration Date
ELI	EX3DV4 - SN7823, 2023-08-11	DAE4 Sn1824, 2023-08-08

Scans Setup

	Area Scan	Zoom Scan
Grid Extents [mm]	120.0 x 120.0	22.0 x 22.0 x 22.0
Grid Steps [mm]	10.0 x 10.0	4.0 x 4.0 x 1.4
Sensor Surface [mm]	3.0	1.4

Measurement Results

	Area Scan	Zoom Scan
Date	2024-03-12	2024-03-12
psSAR1g [W/kg]	8.12	8.41
psSAR8g [W/kg]	2.72	2.80
psSAR10g [W/kg]	2.35	2.41
Power Drift [dB]	0.02	0.02
M2/M1 [%]		63.3
Dist 3dB Peak [mm]		7.4

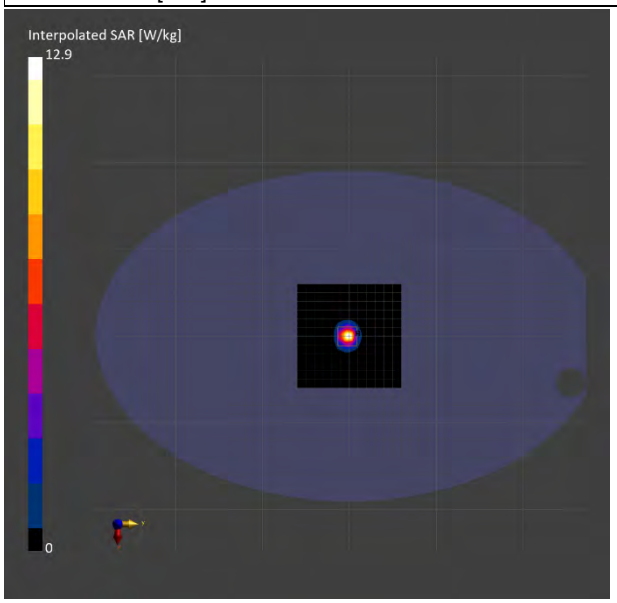

Unless otherwise stated the results shown in this test report refer only to the sample(s) tested and such sample(s) are retained for 90 days only.
除非另有說明，此報告結果僅對測試之樣品負責，同時此樣品僅保留90天。本報告未經本公司書面許可，不可部份複製。
This document is issued by the Company subject to its General Conditions of Service printed overleaf, available on request or accessible at http://www.sgs.com.tw/Terms-and-Conditions and for electronic format documents, subject to Terms and Conditions for Electronic Documents at http://www.sgs.com.tw/Terms-and-Conditions. Attention is drawn to the limitation of liability, indemnification and jurisdiction issues defined therein. Any holder of this document is advised that information contained hereon reflects the Company's findings at the time of its intervention only and within the limits of Client's instructions, if any. The Company's sole responsibility is to its Client and this document does not exonerate parties to a transaction from exercising all their rights and obligations under the transaction documents. This document cannot be reproduced except in full, without prior written approval of the Company. Any unauthorized alteration, forgery or falsification of the content or appearance of this document is unlawful and offenders may be prosecuted to the fullest extent of the law.

Report No. :TESA2401000059ES
Measurement Report
Dipole_D5750-SN:1349
Ambient temperature: 22.7°C; Liquid temperature: 22.3°C

Exposure Conditions

Phantom Section, TSL	Position, Test Distance [mm]	Conversion Factor	TSL Conductivity [S/m]	TSL Permittivity
Flat, HSL	FRONT, 10.00	4.57	5.183	34.837

Hardware Setup

Phantom	Probe, Calibration Date	DAE, Calibration Date
ELI	EX3DV4 - SN7823, 2023-08-11	DAE4 Sn1824, 2023-08-08

Scans Setup

	Area Scan	Zoom Scan
Grid Extents [mm]	120.0 x 120.0	22.0 x 22.0 x 22.0
Grid Steps [mm]	10.0 x 10.0	4.0 x 4.0 x 1.4
Sensor Surface [mm]	3.0	1.4

Measurement Results

	Area Scan	Zoom Scan
Date	2024-03-12	2024-03-12
psSAR1g [W/kg]	7.70	8.00
psSAR8g [W/kg]	2.58	2.67
psSAR10g [W/kg]	2.23	2.29
Power Drift [dB]	0.04	0.02
M2/M1 [%]		62.3
Dist 3dB Peak [mm]		7.4

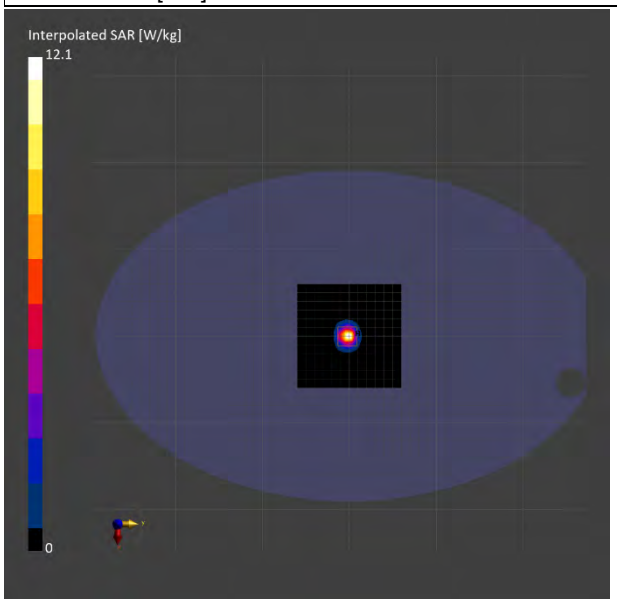

Unless otherwise stated the results shown in this test report refer only to the sample(s) tested and such sample(s) are retained for 90 days only.
除非另有說明，此報告結果僅對測試之樣品負責，同時此樣品僅保留90天。本報告未經本公司書面許可，不可部份複製。
This document is issued by the Company subject to its General Conditions of Service printed overleaf, available on request or accessible at http://www.sgs.com.tw/Terms-and-Conditions and for electronic format documents, subject to Terms and Conditions for Electronic Documents at http://www.sgs.com.tw/Terms-and-Conditions. Attention is drawn to the limitation of liability, indemnification and jurisdiction issues defined therein. Any holder of this document is advised that information contained hereon reflects the Company's findings at the time of its intervention only and within the limits of Client's instructions, if any. The Company's sole responsibility is to its Client and this document does not exonerate parties to a transaction from exercising all their rights and obligations under the transaction documents. This document cannot be reproduced except in full, without prior written approval of the Company. Any unauthorized alteration, forgery or falsification of the content or appearance of this document is unlawful and offenders may be prosecuted to the fullest extent of the law.

Report No. :TESA2401000059ES
Measurement Report
Dipole_D6500-SN:1006
Ambient temperature: 22.6°C; Liquid temperature: 22.2°C

Exposure Conditions

Phantom Section, TSL	Position, Test Distance [mm]	Conversion Factor	TSL Conductivity [S/m]	TSL Permittivity
Flat, HSL	FRONT, 10.00	4.94	6.031	33.98

Hardware Setup

Phantom	Probe, Calibration Date	DAE, Calibration Date
ELI	EX3DV4 - SN7823, 2023-08-11	DAE4 Sn1824, 2023-08-08

Scans Setup

	Area Scan	Zoom Scan
Grid Extents [mm]	119.0 x 153.0	23.8 x 23.8 x 22.0
Grid Steps [mm]	8.5 x 8.5	3.4 x 3.4 x 1.4
Sensor Surface [mm]	3.0	1.4

Measurement Results

	Area Scan	Zoom Scan
Date	2024-03-13	2024-03-13
psSAR1g [W/kg]	23.8	28.3
psSAR8g [W/kg]	6.18	6.60
psSAR10g [W/kg]	5.14	5.43
psPDab (4.0cm2, sq) [W/m2]		132
Power Drift [dB]	-0.15	0.01
M2/M1 [%]		51.9
Dist 3dB Peak [mm]		5.0

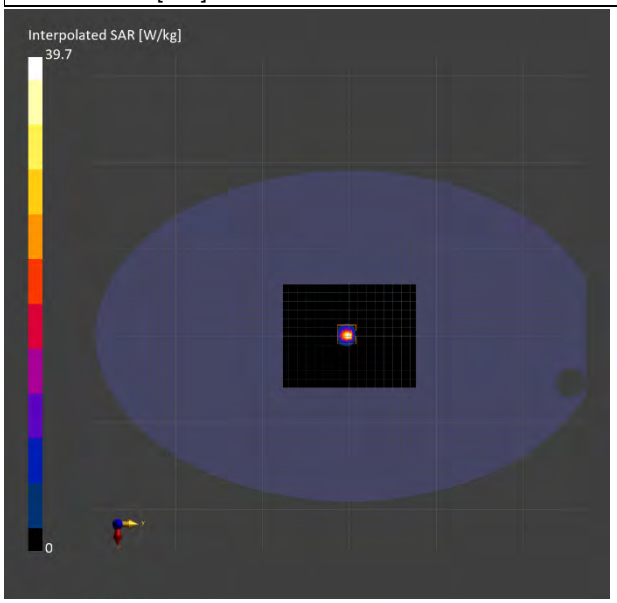

Unless otherwise stated the results shown in this test report refer only to the sample(s) tested and such sample(s) are retained for 90 days only.
除非另有說明，此報告結果僅對測試之樣品負責，同時此樣品僅保留90天。本報告未經本公司書面許可，不可部份複製。
This document is issued by the Company subject to its General Conditions of Service printed overleaf, available on request or accessible at http://www.sgs.com.tw/Terms-and-Conditions and for electronic format documents, subject to Terms and Conditions for Electronic Documents at http://www.sgs.com.tw/Terms-and-Conditions. Attention is drawn to the limitation of liability, indemnification and jurisdiction issues defined therein. Any holder of this document is advised that information contained hereon reflects the Company's findings at the time of its intervention only and within the limits of Client's instructions, if any. The Company's sole responsibility is to its Client and this document does not exonerate parties to a transaction from exercising all their rights and obligations under the transaction documents. This document cannot be reproduced except in full, without prior written approval of the Company. Any unauthorized alteration, forgery or falsification of the content or appearance of this document is unlawful and offenders may be prosecuted to the fullest extent of the law.

Report No. :TESA2401000059ES
Measurement Report
Dipole_D7000-SN:1007
Ambient temperature: 22.3°C; Liquid temperature: 22.0°C

Exposure Conditions

Phantom Section, TSL	Position, Test Distance [mm]	Conversion Factor	TSL Conductivity [S/m]	TSL Permittivity
Flat, HSL	FRONT, 5.00	4.91	6.61	33.379

Hardware Setup

Phantom	Probe, Calibration Date	DAE, Calibration Date
ELI	EX3DV4 - SN7823, 2023-08-11	DAE4 Sn1824, 2023-08-08

Scans Setup

	Area Scan	Zoom Scan
Grid Extents [mm]	85.0 x 85.0	23.8 x 23.8 x 22.0
Grid Steps [mm]	8.5 x 8.5	3.4 x 3.4 x 1.4
Sensor Surface [mm]	3.0	1.4

Measurement Results

	Area Scan	Zoom Scan
Date	2024-03-13	2024-03-13
psSAR1g [W/kg]	23.4	27.4
psSAR8g [W/kg]	6.07	6.21
psSAR10g [W/kg]	5.05	5.11
psPDab (4.0cm2, sq) [W/m2]		124
Power Drift [dB]	-0.08	0.08
M2/M1 [%]		50.6
Dist 3dB Peak [mm]		4.8

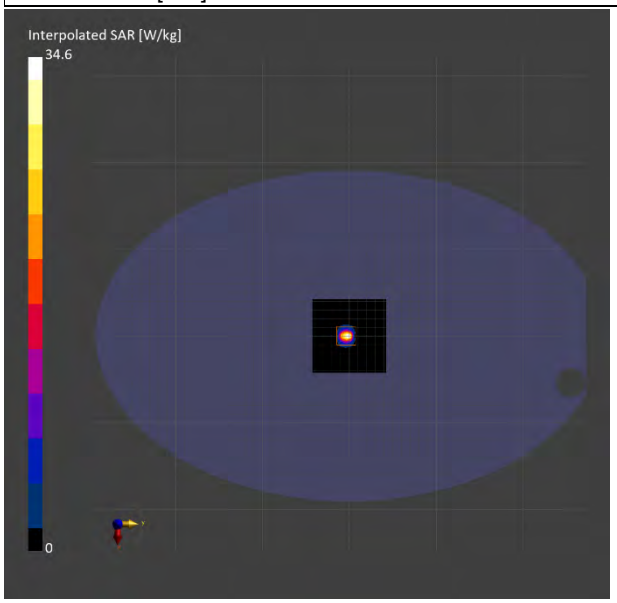

Unless otherwise stated the results shown in this test report refer only to the sample(s) tested and such sample(s) are retained for 90 days only.
除非另有說明，此報告結果僅對測試之樣品負責，同時此樣品僅保留90天。本報告未經本公司書面許可，不可部份複製。
This document is issued by the Company subject to its General Conditions of Service printed overleaf, available on request or accessible at http://www.sgs.com.tw/Terms-and-Conditions and for electronic format documents, subject to Terms and Conditions for Electronic Documents at http://www.sgs.com.tw/Terms-and-Conditions. Attention is drawn to the limitation of liability, indemnification and jurisdiction issues defined therein. Any holder of this document is advised that information contained hereon reflects the Company's findings at the time of its intervention only and within the limits of Client's instructions, if any. The Company's sole responsibility is to its Client and this document does not exonerate parties to a transaction from exercising all their rights and obligations under the transaction documents. This document cannot be reproduced except in full, without prior written approval of the Company. Any unauthorized alteration, forgery or falsification of the content or appearance of this document is unlawful and offenders may be prosecuted to the fullest extent of the law.

Report No. :TESA2401000059ES
Measurement Report
Dipole_D2450-SN:728
Ambient temperature: 22.4°C; Liquid temperature: 22.1°C

Exposure Conditions

Phantom Section, TSL	Position, Test Distance [mm]	Conversion Factor	TSL Conductivity [S/m]	TSL Permittivity
Flat, HSL	FRONT, 10.00	6.86	1.834	39.764

Hardware Setup

Phantom	Probe, Calibration Date	DAE, Calibration Date
ELI	EX3DV4 - SN7823, 2023-08-11	DAE4 Sn1824, 2023-08-08

Scans Setup

	Area Scan	Zoom Scan
Grid Extents [mm]	120.0 x 120.0	30.0 x 30.0 x 30.0
Grid Steps [mm]	12.0 x 12.0	5.0 x 5.0 x 5.0
Sensor Surface [mm]	3.0	1.4

Measurement Results

	Area Scan	Zoom Scan
Date	2024-05-08	2024-05-08
psSAR1g [W/kg]	13.6	13.5
psSAR8g [W/kg]	6.94	7.00
psSAR10g [W/kg]	6.27	6.35
Power Drift [dB]	-0.02	0.01
M2/M1 [%]		50.1
Dist 3dB Peak [mm]		9.0

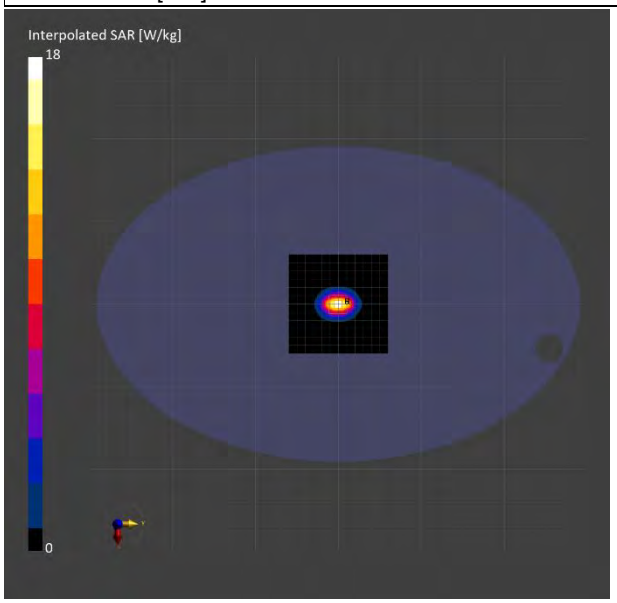

Unless otherwise stated the results shown in this test report refer only to the sample(s) tested and such sample(s) are retained for 90 days only.
除非另有說明，此報告結果僅對測試之樣品負責，同時此樣品僅保留90天。本報告未經本公司書面許可，不可部份複製。
This document is issued by the Company subject to its General Conditions of Service printed overleaf, available on request or accessible at http://www.sgs.com.tw/Terms-and-Conditions and for electronic format documents, subject to Terms and Conditions for Electronic Documents at http://www.sgs.com.tw/Terms-and-Conditions. Attention is drawn to the limitation of liability, indemnification and jurisdiction issues defined therein. Any holder of this document is advised that information contained hereon reflects the Company's findings at the time of its intervention only and within the limits of Client's instructions, if any. The Company's sole responsibility is to its Client and this document does not exonerate parties to a transaction from exercising all their rights and obligations under the transaction documents. This document cannot be reproduced except in full, without prior written approval of the Company. Any unauthorized alteration, forgery or falsification of the content or appearance of this document is unlawful and offenders may be prosecuted to the fullest extent of the law.

Report No. :TESA2401000059ES
Measurement Report
Dipole_D5250-SN:1023
Ambient temperature: 22.3°C; Liquid temperature: 21.8°C

Exposure Conditions

Phantom Section, TSL	Position, Test Distance [mm]	Conversion Factor	TSL Conductivity [S/m]	TSL Permittivity
Flat, HSL	FRONT, 10.00	5.3	4.762	35.701

Hardware Setup

Phantom	Probe, Calibration Date	DAE, Calibration Date
ELI	EX3DV4 - SN7823, 2023-08-11	DAE4 Sn1824, 2023-08-08

Scans Setup

	Area Scan	Zoom Scan
Grid Extents [mm]	120.0 x 120.0	24.0 x 24.0 x 22.0
Grid Steps [mm]	10.0 x 10.0	4.0 x 4.0 x 2.0
Sensor Surface [mm]	3.0	1.4

Measurement Results

	Area Scan	Zoom Scan
Date	2024-05-08	2024-05-08
psSAR1g [W/kg]	7.82	8.09
psSAR8g [W/kg]	2.65	2.73
psSAR10g [W/kg]	2.29	2.35
Power Drift [dB]	0.02	0.02
M2/M1 [%]		54.7
Dist 3dB Peak [mm]		7.4

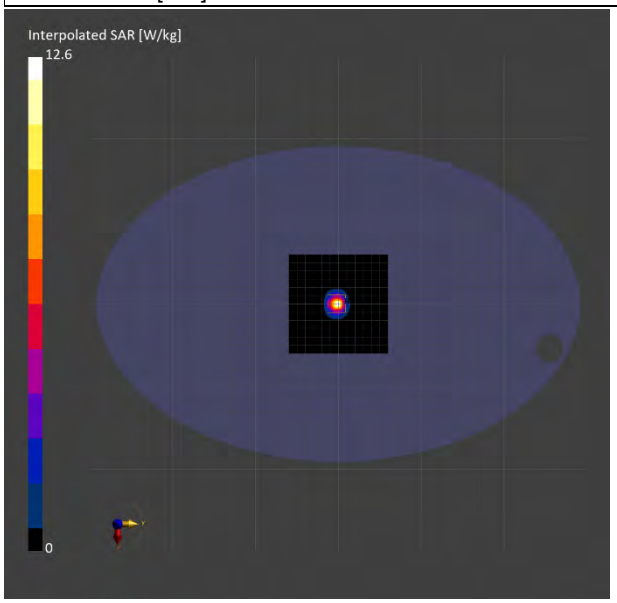

Unless otherwise stated the results shown in this test report refer only to the sample(s) tested and such sample(s) are retained for 90 days only.
除非另有說明，此報告結果僅對測試之樣品負責，同時此樣品僅保留90天。本報告未經本公司書面許可，不可部份複製。
This document is issued by the Company subject to its General Conditions of Service printed overleaf, available on request or accessible at http://www.sgs.com.tw/Terms-and-Conditions and for electronic format documents, subject to Terms and Conditions for Electronic Documents at http://www.sgs.com.tw/Terms-and-Conditions. Attention is drawn to the limitation of liability, indemnification and jurisdiction issues defined therein. Any holder of this document is advised that information contained hereon reflects the Company's findings at the time of its intervention only and within the limits of Client's instructions, if any. The Company's sole responsibility is to its Client and this document does not exonerate parties to a transaction from exercising all their rights and obligations under the transaction documents. This document cannot be reproduced except in full, without prior written approval of the Company. Any unauthorized alteration, forgery or falsification of the content or appearance of this document is unlawful and offenders may be prosecuted to the fullest extent of the law.

Report No. :TESA2401000059ES
Measurement Report
Dipole_D5600-SN:1023
Ambient temperature: 22.0°C; Liquid temperature: 21.5°C

Exposure Conditions

Phantom Section, TSL	Position, Test Distance [mm]	Conversion Factor	TSL Conductivity [S/m]	TSL Permittivity
Flat, HSL	FRONT, 10.00	4.45	5.131	35.312

Hardware Setup

Phantom	Probe, Calibration Date	DAE, Calibration Date
ELI	EX3DV4 - SN7823, 2023-08-11	DAE4 Sn1824, 2023-08-08

Scans Setup

	Area Scan	Zoom Scan
Grid Extents [mm]	120.0 x 120.0	24.0 x 24.0 x 22.0
Grid Steps [mm]	10.0 x 10.0	4.0 x 4.0 x 2.0
Sensor Surface [mm]	3.0	1.4

Measurement Results

	Area Scan	Zoom Scan
Date	2024-05-08	2024-05-08
psSAR1g [W/kg]	7.49	8.07
psSAR8g [W/kg]	2.62	2.70
psSAR10g [W/kg]	2.27	2.32
Power Drift [dB]	-0.10	-0.01
M2/M1 [%]		52.3
Dist 3dB Peak [mm]		7.4

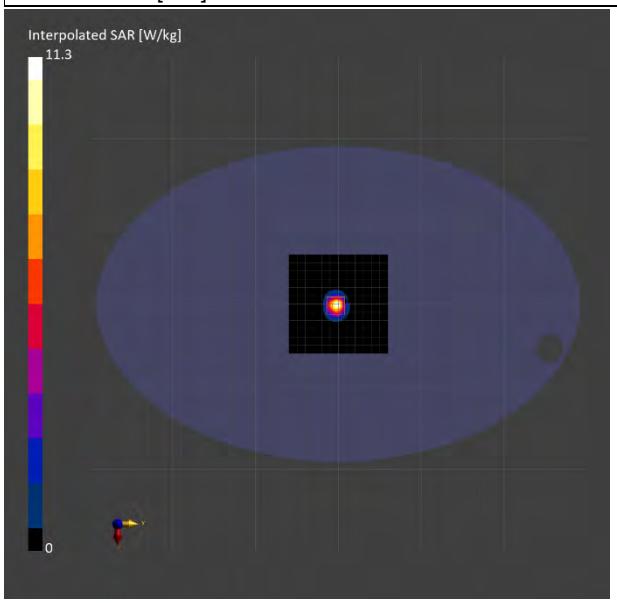

Unless otherwise stated the results shown in this test report refer only to the sample(s) tested and such sample(s) are retained for 90 days only.
除非另有說明，此報告結果僅對測試之樣品負責，同時此樣品僅保留90天。本報告未經本公司書面許可，不可部份複製。
This document is issued by the Company subject to its General Conditions of Service printed overleaf, available on request or accessible at http://www.sgs.com.tw/Terms-and-Conditions and for electronic format documents, subject to Terms and Conditions for Electronic Documents at http://www.sgs.com.tw/Terms-and-Conditions. Attention is drawn to the limitation of liability, indemnification and jurisdiction issues defined therein. Any holder of this document is advised that information contained hereon reflects the Company's findings at the time of its intervention only and within the limits of Client's instructions, if any. The Company's sole responsibility is to its Client and this document does not exonerate parties to a transaction from exercising all their rights and obligations under the transaction documents. This document cannot be reproduced except in full, without prior written approval of the Company. Any unauthorized alteration, forgery or falsification of the content or appearance of this document is unlawful and offenders may be prosecuted to the fullest extent of the law.

Report No. :TESA2401000059ES
Measurement Report
Dipole_D5750-SN:1023
Ambient temperature: 22.2°C; Liquid temperature: 21.7°C

Exposure Conditions

Phantom Section, TSL	Position, Test Distance [mm]	Conversion Factor	TSL Conductivity [S/m]	TSL Permittivity
Flat, HSL	FRONT, 10.00	4.57	5.298	35.213

Hardware Setup

Phantom	Probe, Calibration Date	DAE, Calibration Date
ELI	EX3DV4 - SN7823, 2023-08-11	DAE4 Sn1824, 2023-08-08

Scans Setup

	Area Scan	Zoom Scan
Grid Extents [mm]	120.0 x 120.0	24.0 x 24.0 x 22.0
Grid Steps [mm]	10.0 x 10.0	4.0 x 4.0 x 2.0
Sensor Surface [mm]	3.0	1.4

Measurement Results

	Area Scan	Zoom Scan
Date	2024-05-08	2024-05-08
psSAR1g [W/kg]	7.41	8.04
psSAR8g [W/kg]	2.49	2.66
psSAR10g [W/kg]	2.16	2.29
Power Drift [dB]	-0.02	0.01
M2/M1 [%]		48.7
Dist 3dB Peak [mm]		7.9

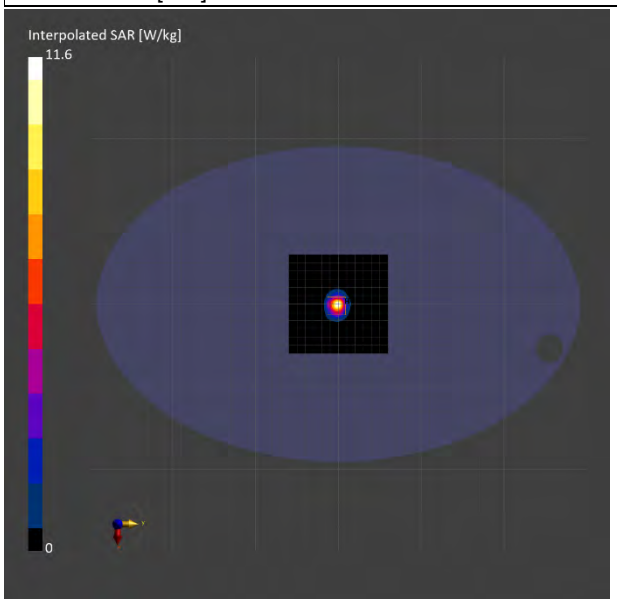

Unless otherwise stated the results shown in this test report refer only to the sample(s) tested and such sample(s) are retained for 90 days only.
除非另有說明，此報告結果僅對測試之樣品負責，同時此樣品僅保留90天。本報告未經本公司書面許可，不可部份複製。
This document is issued by the Company subject to its General Conditions of Service printed overleaf, available on request or accessible at http://www.sgs.com.tw/Terms-and-Conditions and for electronic format documents, subject to Terms and Conditions for Electronic Documents at http://www.sgs.com.tw/Terms-and-Conditions. Attention is drawn to the limitation of liability, indemnification and jurisdiction issues defined therein. Any holder of this document is advised that information contained hereon reflects the Company's findings at the time of its intervention only and within the limits of Client's instructions, if any. The Company's sole responsibility is to its Client and this document does not exonerate parties to a transaction from exercising all their rights and obligations under the transaction documents. This document cannot be reproduced except in full, without prior written approval of the Company. Any unauthorized alteration, forgery or falsification of the content or appearance of this document is unlawful and offenders may be prosecuted to the fullest extent of the law.

Report No. :TESA2401000059ES
Measurement Report
Dipole_D6500-SN:1006
Ambient temperature: 22.1°C; Liquid temperature: 21.6°C

Exposure Conditions

Phantom Section, TSL	Position, Test Distance [mm]	Conversion Factor	TSL Conductivity [S/m]	TSL Permittivity
Flat, HSL	FRONT, 5.00	4.94	6.204	33.937

Hardware Setup

Phantom	Probe, Calibration Date	DAE, Calibration Date
ELI	EX3DV4 - SN7823, 2023-08-11	DAE4 Sn1824, 2023-08-08

Scans Setup

	Area Scan	Zoom Scan
Grid Extents [mm]	119.0 x 153.0	23.8 x 23.8 x 22.0
Grid Steps [mm]	8.5 x 8.5	3.4 x 3.4 x 1.4
Sensor Surface [mm]	3.0	1.4

Measurement Results

	Area Scan	Zoom Scan
Date	2024-05-08	2024-05-08
psSAR1g [W/kg]	23.8	28.2
psSAR8g [W/kg]	6.17	6.58
psSAR10g [W/kg]	5.14	5.41
psPDab (4.0cm2, sq) [W/m2]		132
Power Drift [dB]	-0.15	0.12
M2/M1 [%]		51.8
Dist 3dB Peak [mm]		5.0

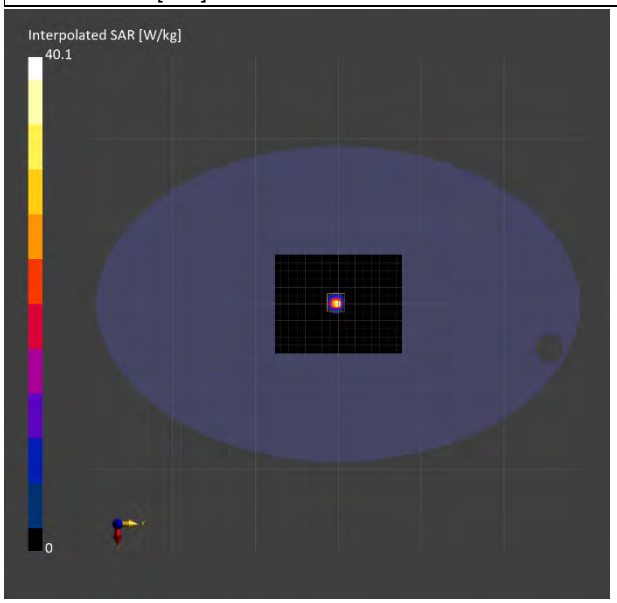

Unless otherwise stated the results shown in this test report refer only to the sample(s) tested and such sample(s) are retained for 90 days only.
除非另有說明，此報告結果僅對測試之樣品負責，同時此樣品僅保留90天。本報告未經本公司書面許可，不可部份複製。
This document is issued by the Company subject to its General Conditions of Service printed overleaf, available on request or accessible at http://www.sgs.com.tw/Terms-and-Conditions and for electronic format documents, subject to Terms and Conditions for Electronic Documents at http://www.sgs.com.tw/Terms-and-Conditions. Attention is drawn to the limitation of liability, indemnification and jurisdiction issues defined therein. Any holder of this document is advised that information contained hereon reflects the Company's findings at the time of its intervention only and within the limits of Client's instructions, if any. The Company's sole responsibility is to its Client and this document does not exonerate parties to a transaction from exercising all their rights and obligations under the transaction documents. This document cannot be reproduced except in full, without prior written approval of the Company. Any unauthorized alteration, forgery or falsification of the content or appearance of this document is unlawful and offenders may be prosecuted to the fullest extent of the law.

Report No. :TESA2401000059ES
Measurement Report
Dipole_D7000-SN:1007
Ambient temperature: 21.9°C; Liquid temperature: 21.5°C

Exposure Conditions

Phantom Section, TSL	Position, Test Distance [mm]	Conversion Factor	TSL Conductivity [S/m]	TSL Permittivity
Flat, HSL	FRONT, 5.00	4.91	6.822	33.326

Hardware Setup

Phantom	Probe, Calibration Date	DAE, Calibration Date
ELI	EX3DV4 - SN7823, 2023-08-11	DAE4 Sn1824, 2023-08-08

Scans Setup

	Area Scan	Zoom Scan
Grid Extents [mm]	85.0 x 85.0	23.8 x 23.8 x 22.0
Grid Steps [mm]	8.5 x 8.5	3.4 x 3.4 x 1.4
Sensor Surface [mm]	3.0	1.4

Measurement Results

	Area Scan	Zoom Scan
Date	2024-05-08	2024-05-08
psSAR1g [W/kg]	23.5	27.8
psSAR8g [W/kg]	6.10	6.31
psSAR10g [W/kg]	5.07	5.19
psPDab (4.0cm2, sq) [W/m2]		126
Power Drift [dB]	-0.06	0.04
M2/M1 [%]		50.4
Dist 3dB Peak [mm]		4.8

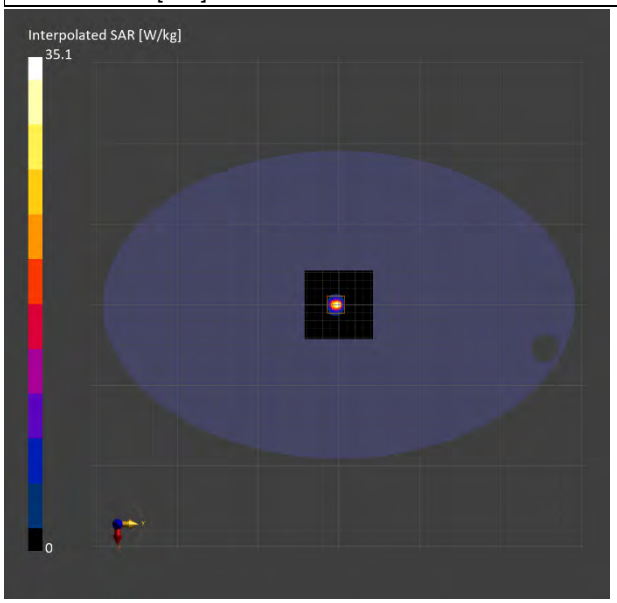

Unless otherwise stated the results shown in this test report refer only to the sample(s) tested and such sample(s) are retained for 90 days only.
除非另有說明，此報告結果僅對測試之樣品負責，同時此樣品僅保留90天。本報告未經本公司書面許可，不可部份複製。
This document is issued by the Company subject to its General Conditions of Service printed overleaf, available on request or accessible at http://www.sgs.com.tw/Terms-and-Conditions and for electronic format documents, subject to Terms and Conditions for Electronic Documents at http://www.sgs.com.tw/Terms-and-Conditions. Attention is drawn to the limitation of liability, indemnification and jurisdiction issues defined therein. Any holder of this document is advised that information contained hereon reflects the Company's findings at the time of its intervention only and within the limits of Client's instructions, if any. The Company's sole responsibility is to its Client and this document does not exonerate parties to a transaction from exercising all their rights and obligations under the transaction documents. This document cannot be reproduced except in full, without prior written approval of the Company. Any unauthorized alteration, forgery or falsification of the content or appearance of this document is unlawful and offenders may be prosecuted to the fullest extent of the law.

15 PD SYSTEM CHECK RESULTS

Report No. :TESA2401000059ES
Measurement Report
5G Verification Source 10GHz-SN:1070

Exposure Conditions

Phantom Section	Position, Test Distance [mm]	Conversion Factor
5G	FRONT, 10.00	1.0

Hardware Setup

Phantom	Medium	Probe, Calibration Date	DAE, Calibration Date
mmWave - 1076	Air -	EUmmWV4 - SN9643_F1-55GHz, 2023-08-04	DAE4 Sn1336, 2023-08-22

Scans Setup

Scan Type	5G Scan
Grid Extents [mm]	120.0 x 120.0
Grid Steps [lambda]	0.125 x 0.125
Sensor Surface [mm]	10.0

Measurement Results

Scan Type	5G Scan
Date	2024-03-14
Avg. Area [cm^2]	4.00
psPDn+ [W/m^2]	51.7
psPDtot+ [W/m^2]	51.9
psPDmod+ [W/m^2]	52.4
E_{max} [V/m]	149
Power Drift [dB]	0.09

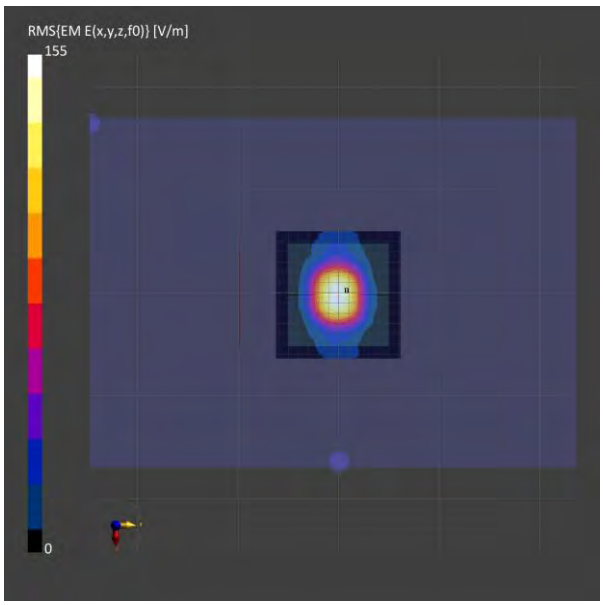

Unless otherwise stated the results shown in this test report refer only to the sample(s) tested and such sample(s) are retained for 90 days only.
除非另有說明，此報告結果僅對測試之樣品負責，同時此樣品僅保留90天。本報告未經本公司書面許可，不可部份複製。
This document is issued by the Company subject to its General Conditions of Service printed overleaf, available on request or accessible at http://www.sgs.com.tw/Terms-and-Conditions and for electronic format documents, subject to Terms and Conditions for Electronic Documents at http://www.sgs.com.tw/Terms-and-Conditions. Attention is drawn to the limitation of liability, indemnification and jurisdiction issues defined therein. Any holder of this document is advised that information contained hereon reflects the Company's findings at the time of its intervention only and within the limits of Client's instructions, if any. The Company's sole responsibility is to its Client and this document does not exonerate parties to a transaction from exercising all their rights and obligations under the transaction documents. This document cannot be reproduced except in full, without prior written approval of the Company. Any unauthorized alteration, forgery or falsification of the content or appearance of this document is unlawful and offenders may be prosecuted to the fullest extent of the law.

Report No. :TESA2401000059ES
Measurement Report
5G Verification Source 10GHz-SN:1070

Exposure Conditions

Phantom Section	Position, Test Distance [mm]	Conversion Factor
5G	FRONT, 10.00	1.0

Hardware Setup

Phantom	Medium	Probe, Calibration Date	DAE, Calibration Date
mmWave	Air -	EUmmWV3 - SN9399_F1-55GHz, 2024-01-23	DAE4 Sn1719, 2024-01-17

Scans Setup

Scan Type	5G Scan
Grid Extents [mm]	120.0 x 120.0
Grid Steps [lambda]	0.25 x 0.25
Sensor Surface [mm]	10.0

Measurement Results

Scan Type	5G Scan
Date	2024-05-09
Avg. Area [cm^2]	4.00
psPDn+ [W/m^2]	54.0
psPDtot+ [W/m^2]	54.1
psPDmod+ [W/m^2]	54.3
E_{max} [V/m]	156
Power Drift [dB]	0.06

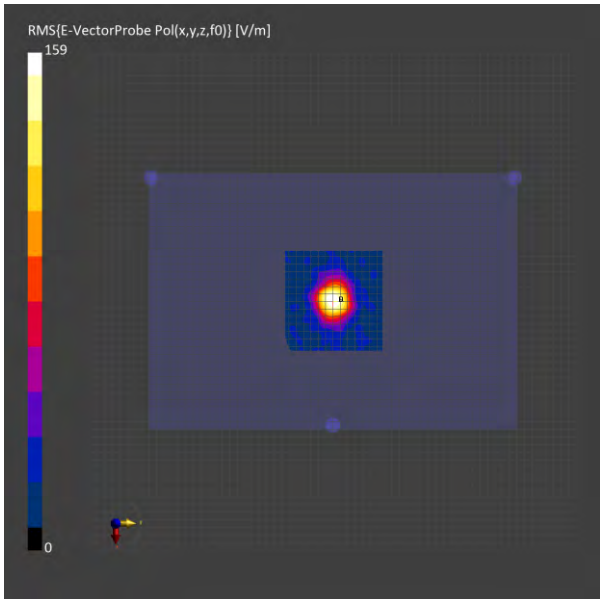

Unless otherwise stated the results shown in this test report refer only to the sample(s) tested and such sample(s) are retained for 90 days only.
除非另有說明，此報告結果僅對測試之樣品負責，同時此樣品僅保留90天。本報告未經本公司書面許可，不可部份複製。
This document is issued by the Company subject to its General Conditions of Service printed overleaf, available on request or accessible at http://www.sgs.com.tw/Terms-and-Conditions and for electronic format documents, subject to Terms and Conditions for Electronic Documents at http://www.sgs.com.tw/Terms-and-Conditions. Attention is drawn to the limitation of liability, indemnification and jurisdiction issues defined therein. Any holder of this document is advised that information contained hereon reflects the Company's findings at the time of its intervention only and within the limits of Client's instructions, if any. The Company's sole responsibility is to its Client and this document does not exonerate parties to a transaction from exercising all their rights and obligations under the transaction documents. This document cannot be reproduced except in full, without prior written approval of the Company. Any unauthorized alteration, forgery or falsification of the content or appearance of this document is unlawful and offenders may be prosecuted to the fullest extent of the law.

Report No. :TESA2401000059ES
Measurement Report
5G Verification Source 10GHz-SN:1021

Exposure Conditions

Phantom Section	Position, Test Distance [mm]	Conversion Factor
5G	FRONT, 10.00	1.0

Hardware Setup

Phantom	Medium	Probe, Calibration Date	DAE, Calibration Date
mmWave	Air -	EUmmWV4 - SN9643_F1-55GHz, 2023-08-04	DAE4 Sn1336, 2023-08-22

Scans Setup

Scan Type	5G Scan
Grid Extents [mm]	120.0 x 120.0
Grid Steps [lambda]	0.25 x 0.25
Sensor Surface [mm]	10.0

Measurement Results

Scan Type	5G Scan
Date	2024-05-09
Avg. Area [cm^2]	4.00
psPDn+ [W/m^2]	50.5
psPDtot+ [W/m^2]	50.6
psPDmod+ [W/m^2]	51.2
E_{max} [V/m]	153
Power Drift [dB]	0.02

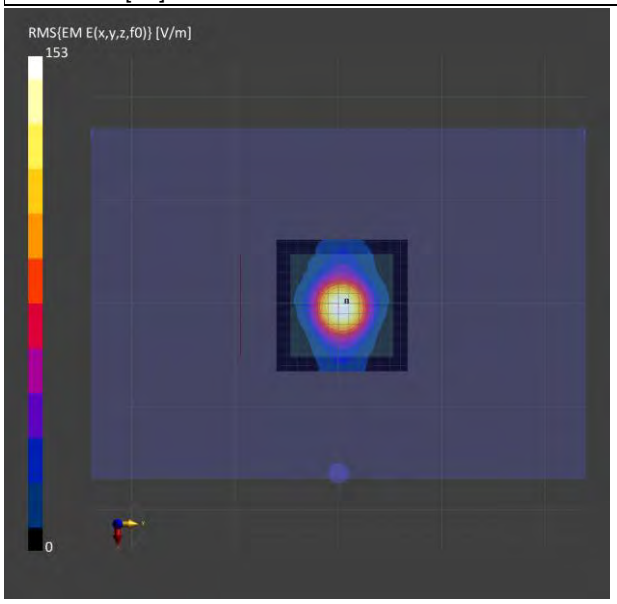

Unless otherwise stated the results shown in this test report refer only to the sample(s) tested and such sample(s) are retained for 90 days only.
除非另有說明，此報告結果僅對測試之樣品負責，同時此樣品僅保留90天。本報告未經本公司書面許可，不可部份複製。
This document is issued by the Company subject to its General Conditions of Service printed overleaf, available on request or accessible at http://www.sgs.com.tw/Terms-and-Conditions and for electronic format documents, subject to Terms and Conditions for Electronic Documents at http://www.sgs.com.tw/Terms-and-Conditions. Attention is drawn to the limitation of liability, indemnification and jurisdiction issues defined therein. Any holder of this document is advised that information contained hereon reflects the Company's findings at the time of its intervention only and within the limits of Client's instructions, if any. The Company's sole responsibility is to its Client and this document does not exonerate parties to a transaction from exercising all their rights and obligations under the transaction documents. This document cannot be reproduced except in full, without prior written approval of the Company. Any unauthorized alteration, forgery or falsification of the content or appearance of this document is unlawful and offenders may be prosecuted to the fullest extent of the law.

16 APPENDIXES

Refer to separated files for the following appendixes.

16.1 SAR_Appendix A Photographs

16.2 SAR_Appendix B DAE & Probe Cal. Certificate

16.3 SAR_Appendix C Phantom Description & Dipole Cal. Certificate

- End of report -

Unless otherwise stated the results shown in this test report refer only to the sample(s) tested and such sample(s) are retained for 90 days only.
除非另有說明，此報告結果僅對測試之樣品負責，同時此樣品僅保留90天。本報告未經本公司書面許可，不可部份複製。
This document is issued by the Company subject to its General Conditions of Service printed overleaf, available on request or accessible at http://www.sgs.com.tw/Terms-and-Conditions and for electronic format documents, subject to Terms and Conditions for Electronic Documents at http://www.sgs.com.tw/Terms-and-Conditions. Attention is drawn to the limitation of liability, indemnification and jurisdiction issues defined therein. Any holder of this document is advised that information contained hereon reflects the Company's findings at the time of its intervention only and within the limits of Client's instructions, if any. The Company's sole responsibility is to its Client and this document does not exonerate parties to a transaction from exercising all their rights and obligations under the transaction documents. This document cannot be reproduced except in full, without prior written approval of the Company. Any unauthorized alteration, forgery or falsification of the content or appearance of this document is unlawful and offenders may be prosecuted to the fullest extent of the law.