Date: 2024-10-19

#01_WCDMA II_RMC 12.2Kbps_Top Edge_0mm_Ch9400

Communication System: UMTS-FDD ; Frequency: 1880.000 MHz
Medium: HSL_1900_241019 Medium parameters used: f= 1880.000 MHz; σ= 1.42 S/m; ε_r = 39.2
Ambient Temperature: 23.8°C; Liquid Temperature: 22.8°C

DASY6 Configuration:
- Probe: EX3DV4 - SN7813; ConvF(7.34, 7.43, 8.05); Calibrated: 2024-05-30
- Sensor-Surface: 1.4 mm
- Electronics: DAE4 Sn1697; Calibrated: 2023-11-20
- Phantom: ELI V5.0 (20deg probe tilt); Serial: 1227; Section: Flat
- Measurement Software: 16.2.4.2524
- UID: WCDMA, 10011-CAC

Area Scan (60.0 mm x 150.0 mm): Measurement Grid: 15.0 mm x 15.0 mm
SAR (1g) = 1.14 W/kg; SAR (10g) = 0.569 W/kg;

Zoom Scan (30.0 mm x 30.0 mm x 30.0 mm): Measurement Grid: 5.1 mm x 5.1 mm x 1.5 mm
Power Drift = 0.01 dB
SAR (1g) = 1.07 W/kg; SAR (8g) = 0.561 W/kg; SAR (10g) = 0.513 W/kg
Smallest distance from peaks to all points 3 dB below = 7.2 mm
Ratio of SAR at M2 to SAR at M1 = 74.1 %

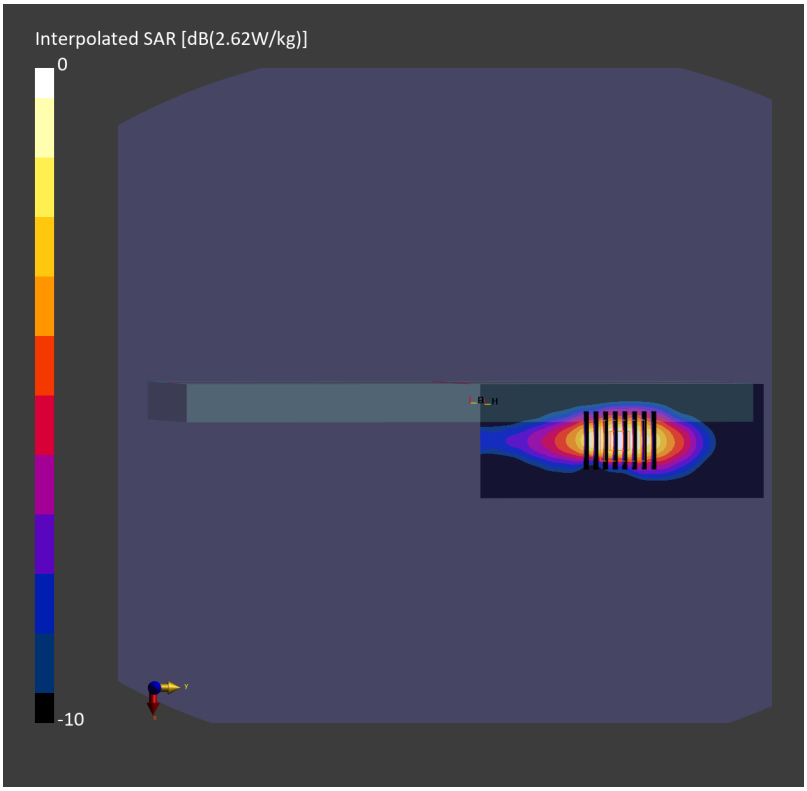

Date: 2024-10-19

#02_WCDMA IV_RMC 12.2Kbps_Top Edge_0mm_Ch1413

Communication System: UMTS-FDD ; Frequency: 1732.600 MHz
Medium: HSL_1750_241019 Medium parameters used: f= 1732.600 MHz; σ= 1.35 S/m; ε_r = 40.7
Ambient Temperature: 23.8°C; Liquid Temperature: 22.8°C

DASY6 Configuration:
- Probe: EX3DV4 - SN7813; ConvF(7.58, 7.71, 8.29); Calibrated: 2024-05-30
- Sensor-Surface: 1.4 mm
- Electronics: DAE4 Sn1697; Calibrated: 2023-11-20
- Phantom: ELI V5.0 (20deg probe tilt); Serial: 1227; Section: Flat
- Measurement Software: 16.2.4.2524
- UID: WCDMA, 10011-CAC

Area Scan (90.0 mm x 180.0 mm): Measurement Grid: 15.0 mm x 15.0 mm
SAR (1g) = 0.889 W/kg; SAR (10g) = 0.453 W/kg;

Zoom Scan (30.0 mm x 30.0 mm x 30.0 mm): Measurement Grid: 5.5 mm x 5.5 mm x 1.5 mm
Power Drift = -0.08 dB
SAR (1g) = 1.01 W/kg; SAR (8g) = 0.520 W/kg; SAR (10g) = 0.473 W/kg
Smallest distance from peaks to all points 3 dB below = 7.4 mm
Ratio of SAR at M2 to SAR at M1 = 78.9 %



Date: 2024-10-18

#03_WCDMA V_RMC 12.2Kbps_Top Edge_0mm_Ch4233

Communication System: UMTS-FDD; Frequency: 846.600 MHz
Medium: HSL_850_241018 Medium parameters used: f= 846.600 MHz; σ= 0.932 S/m; ε_r = 42.6
Ambient Temperature: 23.8°C; Liquid Temperature: 22.8°C

DASY6 Configuration:
- Probe: EX3DV4 - SN7813; ConvF(8.58, 8.43, 9.12); Calibrated: 2024-05-30
- Sensor-Surface: 1.4 mm
- Electronics: DAE4 Sn1697; Calibrated: 2023-11-20
- Phantom: ELI V5.0 (20deg probe tilt); Serial: 1227; Section: Flat
- Measurement Software: 16.2.4.2524
- UID: WCDMA, 10011-CAC

Area Scan (60.0 mm x 150.0 mm): Measurement Grid: 15.0 mm x 15.0 mm
SAR (1g) = 0.835 W/kg; SAR (10g) = 0.474 W/kg;

Zoom Scan (30.0 mm x 30.0 mm x 30.0 mm): Measurement Grid: 5.1 mm x 5.1 mm x 1.5 mm
Power Drift = 0.00 dB
SAR (1g) = 0.897 W/kg; SAR (8g) = 0.478 W/kg; SAR (10g) = 0.438 W/kg
Smallest distance from peaks to all points 3 dB below = 7.2 mm
Ratio of SAR at M2 to SAR at M1 = 78.2 %

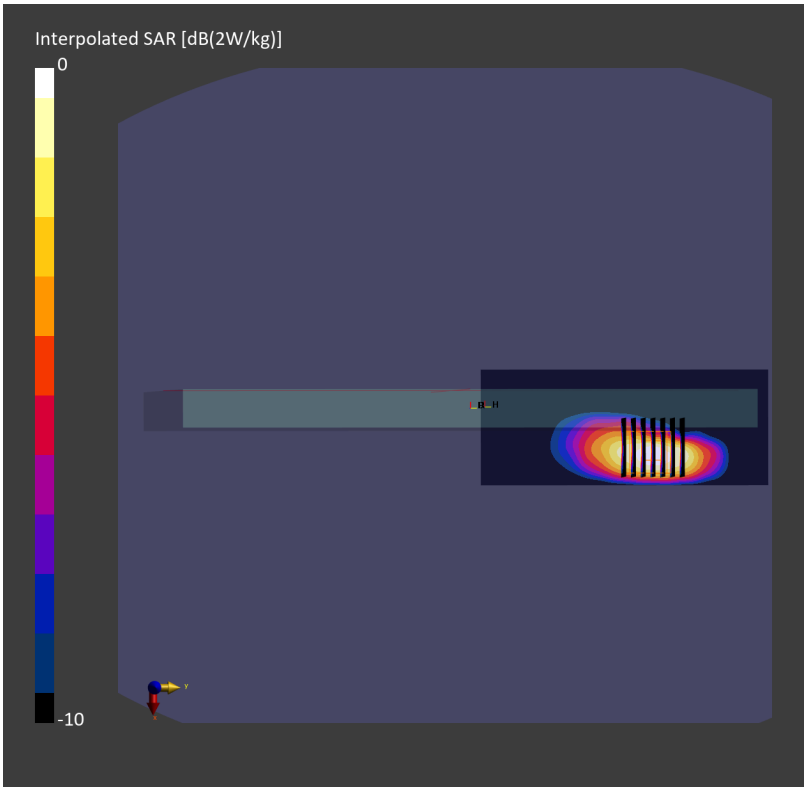

Date: 2024-10-16

#04_LTE Band 7_20M_QPSK_1_0_Top Edge_0mm_Ch21100

Communication System: LTE-FDD; Frequency: 2535.000 MHz
Medium: HSL_2600_241016 Medium parameters used: f= 2535.000 MHz; σ= 1.91 S/m; ε_r = 38.3
Ambient Temperature: 23.6°C; Liquid Temperature: 22.6°C

DASY6 Configuration:
- Probe: EX3DV4 - SN7813; ConvF(6.8, 6.86, 7.51); Calibrated: 2024-05-30
- Sensor-Surface: 1.4 mm
- Electronics: DAE4 Sn1697; Calibrated: 2023-11-20
- Phantom: ELI V5.0 (20deg probe tilt); Serial: 1227; Section: Flat
- Measurement Software: 16.2.4.2524
- UID: LTE-FDD, 10169-CAF

Area Scan (40.0 mm x 120.0 mm): Measurement Grid: 10.0 mm x 10.0 mm
SAR (1g) = 0.910 W/kg; SAR (10g) = 0.351 W/kg;

Zoom Scan (30.0 mm x 30.0 mm x 30.0 mm): Measurement Grid: 4.2 mm x 4.2 mm x 1.5 mm
Power Drift = -0.00 dB
SAR (1g) = 0.951 W/kg; SAR (8g) = 0.404 W/kg; SAR (10g) = 0.357 W/kg
Smallest distance from peaks to all points 3 dB below = 5.1 mm
Ratio of SAR at M2 to SAR at M1 = 79.1 %

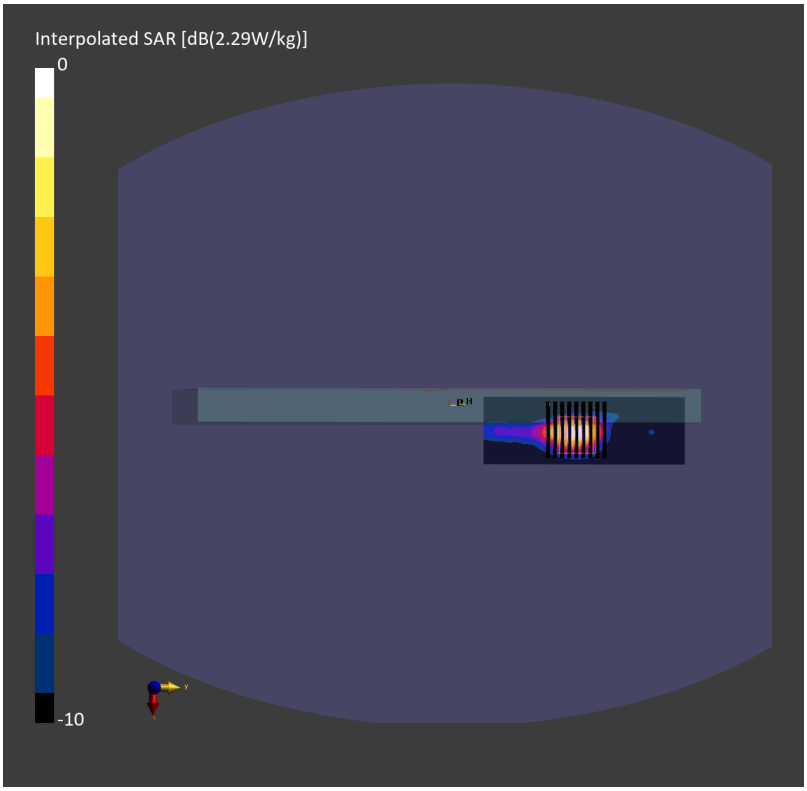

Date: 2024-10-18

#05_LTE Band 12_10M_QPSK_1_0_Top Edge_0mm_Ch23095

Communication System: LTE-FDD ; Frequency: 707.500 MHz
Medium: HSL_750_241018 Medium parameters used: f= 707.500 MHz; σ= 0.882 S/m; ε_r = 43.3
Ambient Temperature: 23.8°C; Liquid Temperature: 22.8°C

DASY6 Configuration:
- Probe: EX3DV4 - SN7813; ConvF(8.99, 8.64, 9.62); Calibrated: 2024-05-30
- Sensor-Surface: 1.4 mm
- Electronics: DAE4 Sn1697; Calibrated: 2023-11-20
- Phantom: ELI V5.0 (20deg probe tilt); Serial: 1227; Section: Flat
- Measurement Software: 16.2.4.2524
- UID: LTE-FDD, 10175-CAH

Area Scan (90.0 mm x 150.0 mm): Measurement Grid: 15.0 mm x 15.0 mm
SAR (1g) = 0.861 W/kg; SAR (10g) = 0.463 W/kg;

Zoom Scan (30.0 mm x 30.0 mm x 30.0 mm): Measurement Grid: 5.1 mm x 5.1 mm x 1.5 mm
Power Drift = 0.10 dB
SAR (1g) = 0.823 W/kg; SAR (8g) = 0.423 W/kg; SAR (10g) = 0.386 W/kg
Smallest distance from peaks to all points 3 dB below = 6.2 mm
Ratio of SAR at M2 to SAR at M1 = 75.2 %

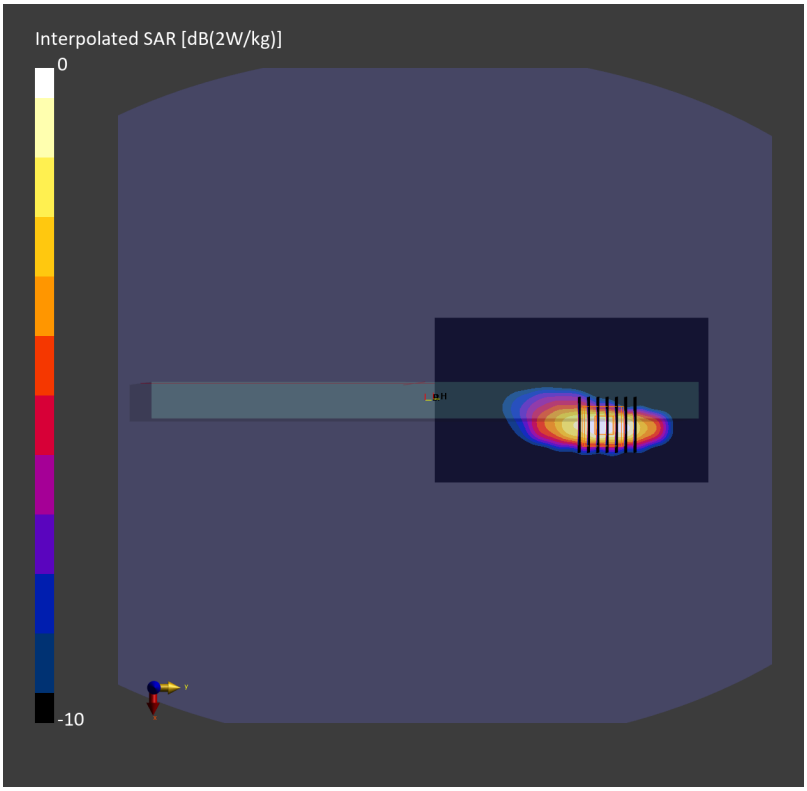

Date: 2024-10-18

#06_LTE Band 13_10M_QPSK_1_0_Top Edge_0mm_Ch23230

Communication System: LTE-FDD ; Frequency: 782.000 MHz
Medium: HSL_750_241018 Medium parameters used: f= 782.000 MHz; σ= 0.906 S/m; ε_r = 42.8
Ambient Temperature: 23.8°C; Liquid Temperature: 22.8°C

DASY6 Configuration:
- Probe: EX3DV4 - SN7813; ConvF(8.99, 8.64, 9.62); Calibrated: 2024-05-30
- Sensor-Surface: 1.4 mm
- Electronics: DAE4 Sn1697; Calibrated: 2023-11-20
- Phantom: ELI V5.0 (20deg probe tilt); Serial: 1227; Section: Flat
- Measurement Software: 16.2.4.2524
- UID: LTE-FDD, 10175-CAH

Area Scan (90.0 mm x 150.0 mm): Measurement Grid: 15.0 mm x 15.0 mm
SAR (1g) = 0.979 W/kg; SAR (10g) = 0.518 W/kg;

Zoom Scan (30.0 mm x 30.0 mm x 30.0 mm): Measurement Grid: 5.5 mm x 5.5 mm x 1.5 mm
Power Drift = -0.04 dB
SAR (1g) = 0.944 W/kg; SAR (8g) = 0.496 W/kg; SAR (10g) = 0.454 W/kg
Smallest distance from peaks to all points 3 dB below = 6.6 mm
Ratio of SAR at M2 to SAR at M1 = 76.6 %

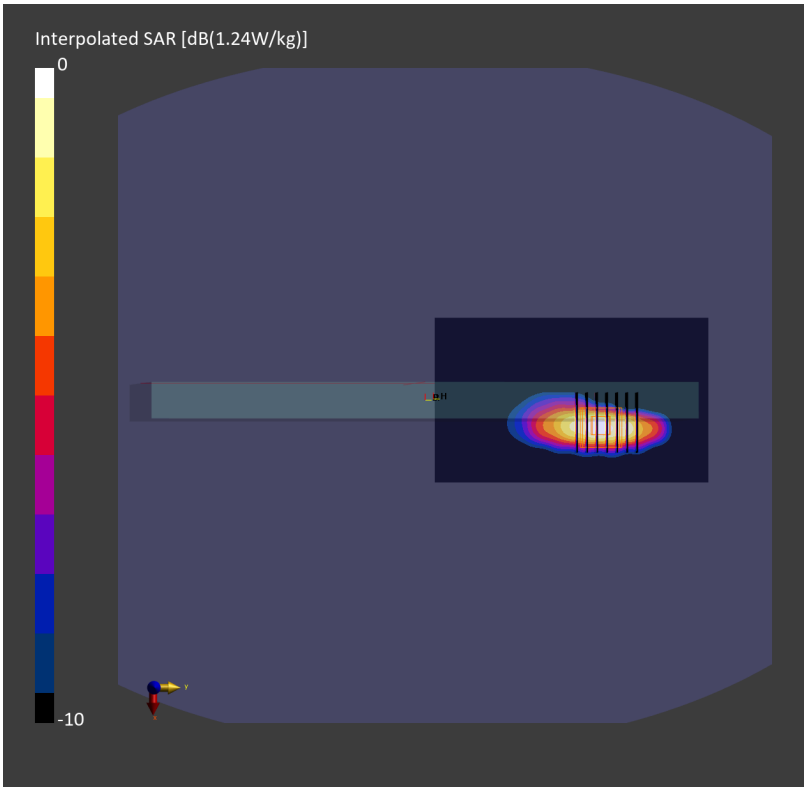

Date: 2024-10-18

#07_LTE Band 14_10M_QPSK_1_0_Top Edge_0mm_Ch23330

Communication System: LTE-FDD; Frequency: 793.000 MHz
Medium: HSL_750_241018 Medium parameters used: f= 793.000 MHz; σ= 0.911 S/m; ε_r = 42.8
Ambient Temperature: 23.8°C; Liquid Temperature: 22.8°C

DASY6 Configuration:
- Probe: EX3DV4 - SN7813; ConvF(8.99, 8.64, 9.62); Calibrated: 2024-05-30
- Sensor-Surface: 1.4 mm
- Electronics: DAE4 Sn1697; Calibrated: 2023-11-20
- Phantom: ELI V5.0 (20deg probe tilt); Serial: 1227; Section: Flat
- Measurement Software: 16.2.4.2524
- UID: LTE-FDD, 10175-CAH

Area Scan (90.0 mm x 150.0 mm): Measurement Grid: 15.0 mm x 15.0 mm
SAR (1g) = 0.963 W/kg; SAR (10g) = 0.512 W/kg;

Zoom Scan (30.0 mm x 30.0 mm x 30.0 mm): Measurement Grid: 5.1 mm x 5.1 mm x 1.5 mm
Power Drift = 0.05 dB
SAR (1g) = 0.926 W/kg; SAR (8g) = 0.491 W/kg; SAR (10g) = 0.450 W/kg
Smallest distance from peaks to all points 3 dB below = 6.2 mm
Ratio of SAR at M2 to SAR at M1 = 77.3 %



Date: 2024-10-16

#08_LTE Band 25_20M_QPSK_1_0_Top Edge_0mm_Ch26140

Communication System: LTE-FDD; Frequency: 1860.000 MHz
Medium: HSL_1900_241016 Medium parameters used: f= 1860.000 MHz; σ= 1.39 S/m; ε_r = 41.1
Ambient Temperature: 23.6°C; Liquid Temperature: 22.6°C

DASY6 Configuration:
- Probe: EX3DV4 - SN7813; ConvF(7.34, 7.43, 8.05); Calibrated: 2024-05-30
- Sensor-Surface: 1.4 mm
- Electronics: DAE4 Sn1697; Calibrated: 2023-11-20
- Phantom: ELI V5.0 (20deg probe tilt); Serial: 1227; Section: Flat
- Measurement Software: 16.2.4.2524
- UID: LTE-FDD, 10169-CAF

Area Scan (60.0 mm x 150.0 mm): Measurement Grid: 15.0 mm x 15.0 mm
SAR (1g) = 0.804 W/kg; SAR (10g) = 0.424 W/kg;

Zoom Scan (30.0 mm x 30.0 mm x 30.0 mm): Measurement Grid: 5.3 mm x 5.3 mm x 1.5 mm
Power Drift = -0.03 dB
SAR (1g) = 0.889 W/kg; SAR (8g) = 0.470 W/kg; SAR (10g) = 0.430 W/kg
Smallest distance from peaks to all points 3 dB below = 7.5 mm
Ratio of SAR at M2 to SAR at M1 = 77.3 %

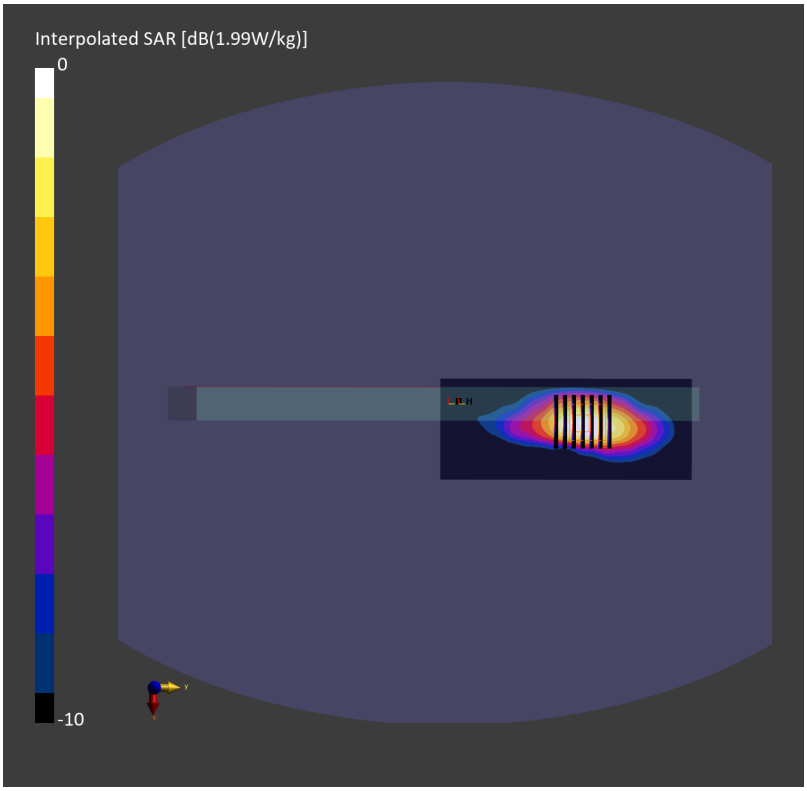

Date: 2024-10-18

#09_LTE Band 26_15M_QPSK_1_0_Top Edge_0mm_Ch26865

Communication System: LTE-FDD ; Frequency: 831.500 MHz
Medium: HSL_850_241018 Medium parameters used: f= 831.500 MHz; σ= 0.926 S/m; ε_r = 42.7
Ambient Temperature: 23.8°C; Liquid Temperature: 22.8°C

DASY6 Configuration:
- Probe: EX3DV4 - SN7813; ConvF(8.58, 8.43, 9.12); Calibrated: 2024-05-30
- Sensor-Surface: 1.4 mm
- Electronics: DAE4 Sn1697; Calibrated: 2023-11-20
- Phantom: ELI V5.0 (20deg probe tilt); Serial: 1227; Section: Flat
- Measurement Software: 16.2.4.2524
- UID: LTE-FDD, 10181-CAF

Area Scan (90.0 mm x 150.0 mm): Measurement Grid: 15.0 mm x 15.0 mm
SAR (1g) = 0.929 W/kg; SAR (10g) = 0.491 W/kg;

Zoom Scan (30.0 mm x 30.0 mm x 30.0 mm): Measurement Grid: 5.5 mm x 5.5 mm x 1.5 mm
Power Drift = 0.14 dB
SAR (1g) = 0.894 W/kg; SAR (8g) = 0.470 W/kg; SAR (10g) = 0.431 W/kg
Smallest distance from peaks to all points 3 dB below = 6.6 mm
Ratio of SAR at M2 to SAR at M1 = 76.8 %

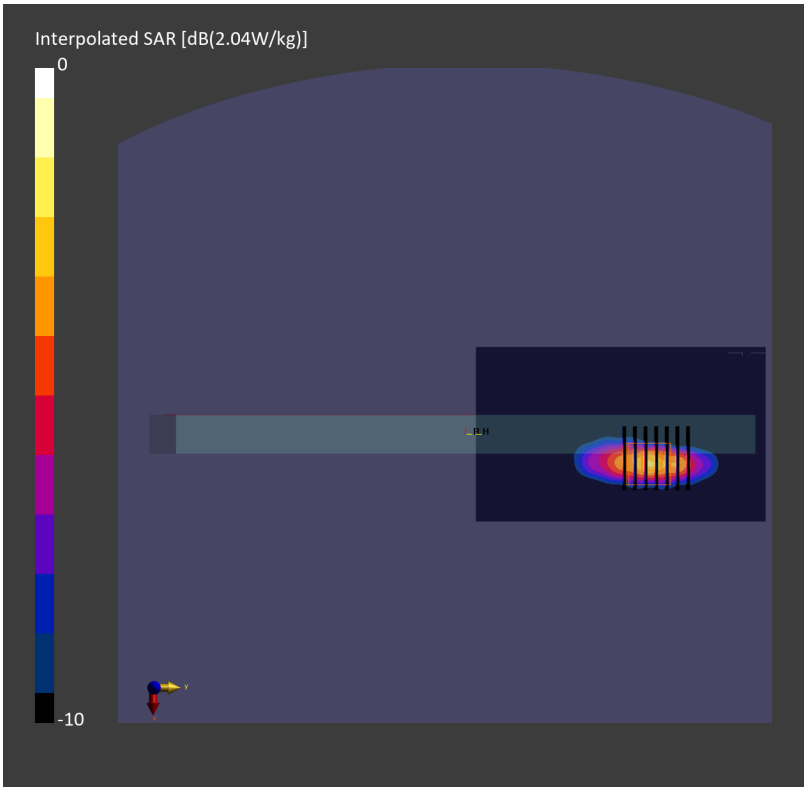

Date: 2024-10-20

#10_LTE Band 41_20M_QPSK_50_0_Top Edge_0mm_Ch41490

Communication System: LTE-TDD ; Frequency: 2680.000 MHz
Medium: HSL_2600_241020 Medium parameters used: f= 2680.000 MHz; σ= 2.06 S/m; ε_r = 37.8
Ambient Temperature: 23.8°C; Liquid Temperature: 22.8°C

DASY6 Configuration:
- Probe: EX3DV4 - SN7813; ConvF(6.8, 6.86, 7.51); Calibrated: 2024-05-30
- Sensor-Surface: 1.4 mm
- Electronics: DAE4 Sn1697; Calibrated: 2023-11-20
- Phantom: ELI V5.0 (20deg probe tilt); Serial: 1227; Section: Flat
- Measurement Software: 16.2.4.2524
- UID: LTE-TDD, 10435-AAG

Area Scan (100.0 mm x 160.0 mm): Measurement Grid: 10.0 mm x 10.0 mm
SAR (1g) = 0.845 W/kg; SAR (10g) = 0.359 W/kg;

Zoom Scan (30.0 mm x 30.0 mm x 30.0 mm): Measurement Grid: 4.6 mm x 4.6 mm x 1.5 mm
Power Drift = -0.09 dB
SAR (1g) = 0.942 W/kg; SAR (8g) = 0.421 W/kg; SAR (10g) = 0.373 W/kg
Smallest distance from peaks to all points 3 dB below = 6.5 mm
Ratio of SAR at M2 to SAR at M1 = 79.7 %



Date: 2024-10-16

#11_LTE Band 48_20M_QPSK_1_0_Top Edge_0mm_Ch55830

Communication System: LTE-TDD ; Frequency: 3609.000 MHz
Medium: HSL_3700_241016 Medium parameters used: f= 3609.000 MHz; σ= 3.03 S/m; ε_r = 37.3
Ambient Temperature: 23.8°C; Liquid Temperature: 22.8°C

DASY6 Configuration:
- Probe: EX3DV4 - SN7813; ConvF(6.22, 6.3, 6.87); Calibrated: 2024-05-30
- Sensor-Surface: 1.4 mm
- Electronics: DAE4 Sn1697; Calibrated: 2023-11-20
- Phantom: ELI V5.0 (20deg probe tilt); Serial: 1227; Section: Flat
- Measurement Software: 16.2.4.2524
- UID: LTE-TDD, 10435-AAG

Area Scan (100.0 mm x 120.0 mm): Measurement Grid: 10.0 mm x 10.0 mm
SAR (1g) = 0.319 W/kg; SAR (10g) = 0.096 W/kg;

Zoom Scan (28.0 mm x 28.0 mm x 28.0 mm): Measurement Grid: 4.4 mm x 4.4 mm x 1.4 mm
Power Drift = 0.06 dB
SAR (1g) = 0.351 W/kg; SAR (8g) = 0.115 W/kg; SAR (10g) = 0.098 W/kg
Smallest distance from peaks to all points 3 dB below = 5.2 mm
Ratio of SAR at M2 to SAR at M1 = 74.3 %



Date: 2024-10-19

#12_LTE Band 66_20M_QPSK_1_0_Top Edge_0mm_Ch132572

Communication System: LTE-FDD ; Frequency: 1770.000 MHz
Medium: HSL_1750_241019 Medium parameters used: f= 1770.000 MHz; σ= 1.38 S/m; ε_r = 40.6
Ambient Temperature: 23.9°C; Liquid Temperature: 22.9°C

DASY6 Configuration:
- Probe: EX3DV4 - SN7813; ConvF(7.58, 7.71, 8.29); Calibrated: 2024-05-30
- Sensor-Surface: 1.4 mm
- Electronics: DAE4 Sn1697; Calibrated: 2023-11-20
- Phantom: ELI V5.0 (20deg probe tilt); Serial: 1227; Section: Flat
- Measurement Software: 16.2.4.2524
- UID: LTE-FDD, 10169-CAF

Area Scan (90.0 mm x 150.0 mm): Measurement Grid: 15.0 mm x 15.0 mm
SAR (1g) = 0.925 W/kg; SAR (10g) = 0.470 W/kg;

Zoom Scan (30.0 mm x 30.0 mm x 30.0 mm): Measurement Grid: 5.1 mm x 5.1 mm x 1.5 mm
Power Drift = 0.05 dB
SAR (1g) = 0.998 W/kg; SAR (8g) = 0.518 W/kg; SAR (10g) = 0.471 W/kg
Smallest distance from peaks to all points 3 dB below = 6.9 mm
Ratio of SAR at M2 to SAR at M1 = 76.8 %



Date: 2024-10-18

#13_LTE Band 71_20M_QPSK_1_0_Top Edge_0mm_Ch133297

Communication System: LTE-FDD ; Frequency: 680.500 MHz
Medium: HSL_750_241018 Medium parameters used: f= 680.500 MHz; σ= 0.878 S/m; ε_r = 42.4
Ambient Temperature: 23.3°C; Liquid Temperature: 22.3°C

DASY8 Configuration:
- Probe: EX3DV4 - SN7813; ConvF(8.99, 8.64, 9.62); Calibrated: 2024-05-30
- Sensor-Surface: 1.4 mm
- Electronics: DAE4 Sn1697; Calibrated: 2023-11-20
- Phantom: ELI V8.0 (20deg probe tilt); Serial: 2204; Section: Flat
- Measurement Software: 16.2.4.2524
- UID: LTE-FDD, 10169-CAF

Area Scan (90.0 mm x 180.0 mm): Measurement Grid: 15.0 mm x 15.0 mm
SAR (1g) = 0.344 W/kg; SAR (10g) = 0.219 W/kg;
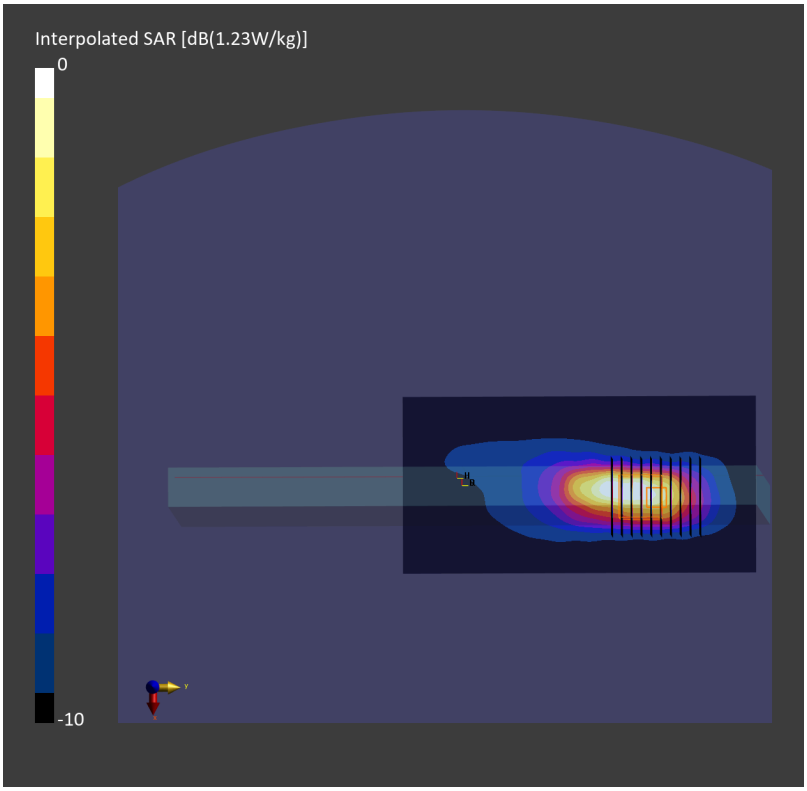
Zoom Scan (30.0 mm x 30.0 mm x 30.0 mm): Measurement Grid: 5.0 mm x 5.0 mm x 1.4 mm
Power Drift = -0.01 dB
SAR (1g) = 0.465 W/kg; SAR (8g) = 0.240 W/kg; SAR (10g) = 0.220 W/kg
Smallest distance from peaks to all points 3 dB below = 6.0 mm
Ratio of SAR at M2 to SAR at M1 = 71.8 %