Product : Intel® Dual Band Wireless-AC 8260
Test Item : Band Edge
Test Site : No.3 OATS
Test Mode : Mode 2 SISO B: Transmit - 802.11n-40BW_15Mbps(5G Band)

Test Frequency (MHz)	Measurement Level Δ (dB)	Limit Δ (dB)	Result
5755	36.81	>20	PASS

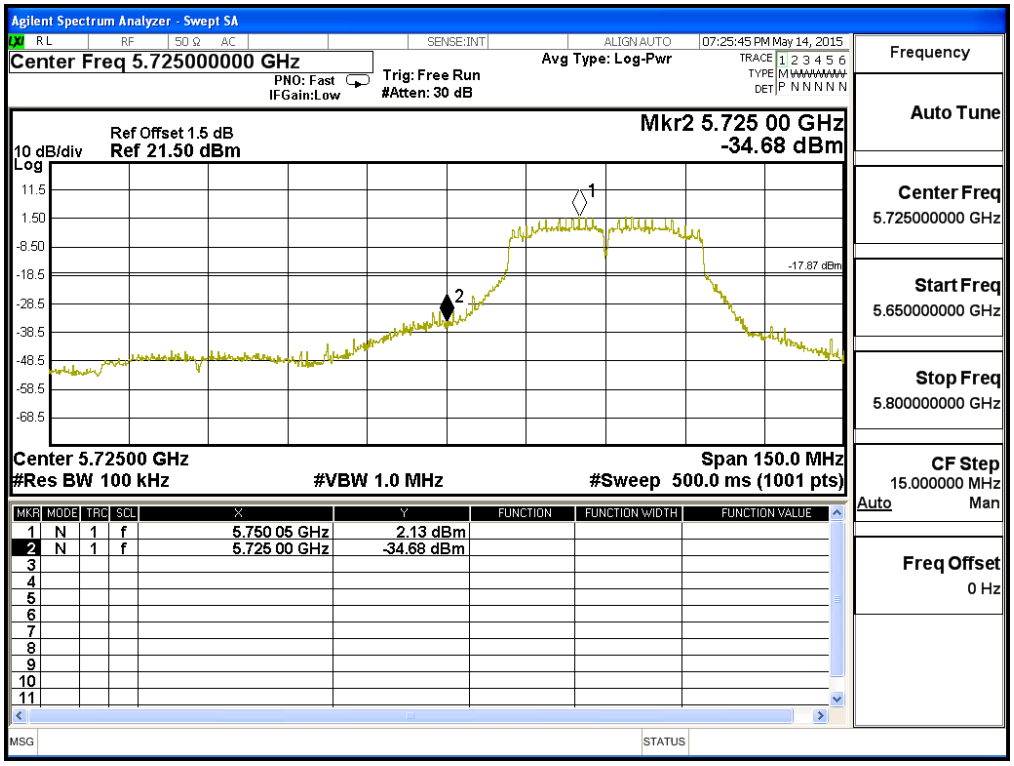

Product : Intel® Dual Band Wireless-AC 8260
Test Item : Band Edge
Test Site : No.3 OATS
Test Mode : Mode 2 SISO B: Transmit - 802.11n-40BW_15Mbps(5G Band)

Test Frequency (MHz)	Measurement Level Δ (dB)	Limit Δ (dB)	Result
5795	50.25	>20	PASS

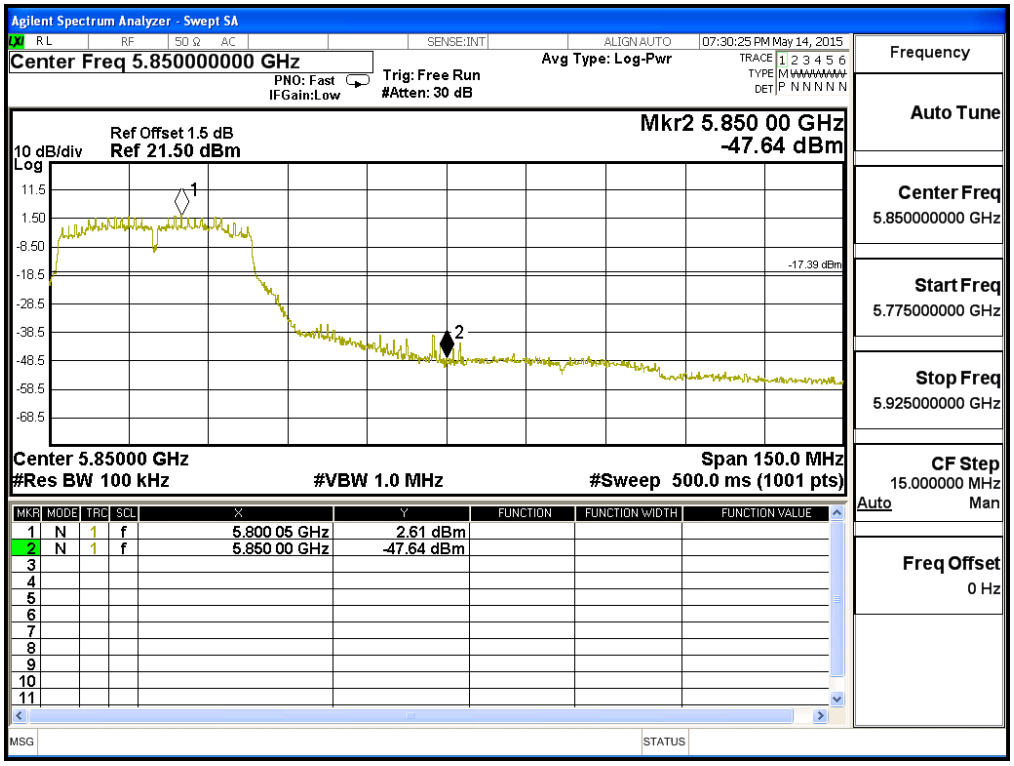

Product : Intel® Dual Band Wireless-AC 8260
Test Item : Band Edge
Test Site : No.3 OATS
Test Mode : Mode 2 SISO B: Transmit - 802.11ac-80BW_32.5Mbps(5G Band)

Test Frequency (MHz)	Measurement Level Δ (dB)	Limit Δ (dB)	Result
5775	39.09	>30	PASS

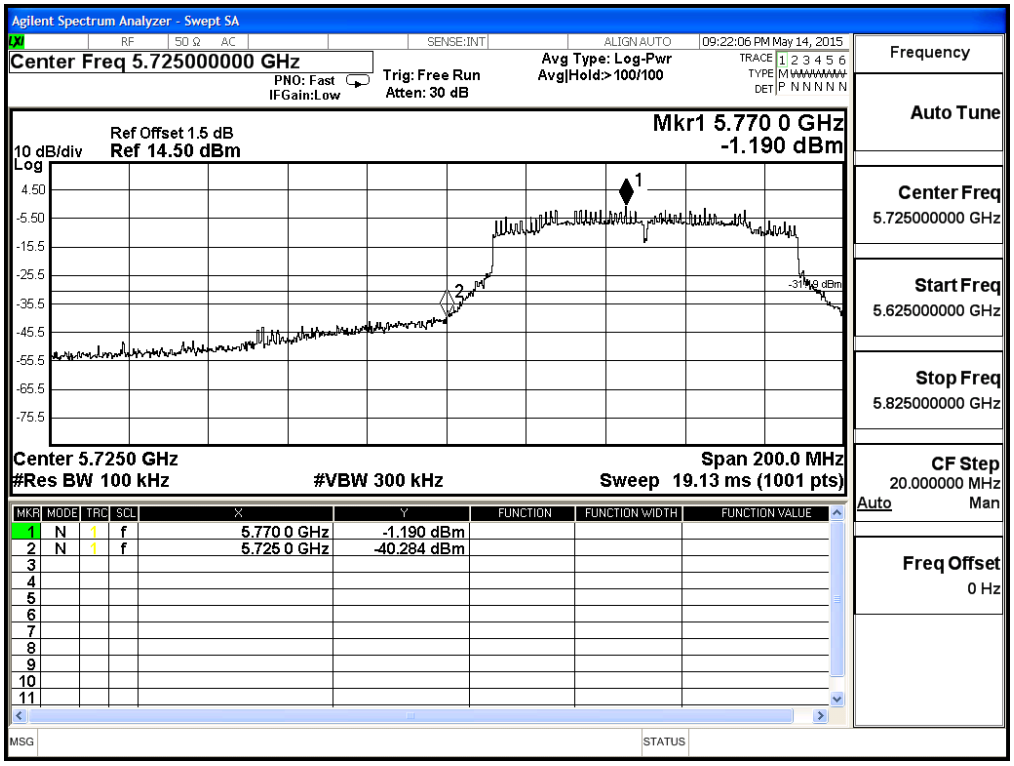

Product : Intel® Dual Band Wireless-AC 8260
Test Item : Band Edge
Test Site : No.3 OATS
Test Mode : Mode 3 MIMO: Transmit - 802.11n-20BW_14.4Mbps(2.4G Band)

RF Radiated Measurement (Horizontal):

Channel No.	Frequency (MHz)	Correct Factor (dB)	Reading Level (dBuV)	Emission Level (dBuV/m)	Peak Limit (dBuV/m)	Arerage Limit (dBuV/m)	Result
01 (Peak)	2390.000	31.509	34.898	66.407	74.00	54.00	Pass
01 (Peak)	2400.000	31.561	52.077	83.638	74.00	54.00	Pass
01 (Peak)	2415.800	31.667	78.153	109.820	--	--	Pass
01 (Average)	2390.000	31.509	22.122	53.631	74.00	54.00	Pass
01 (Average)	2400.000	31.561	37.291	68.852	--	--	Pass

Figure Channel 01: Horizontal (Peak)

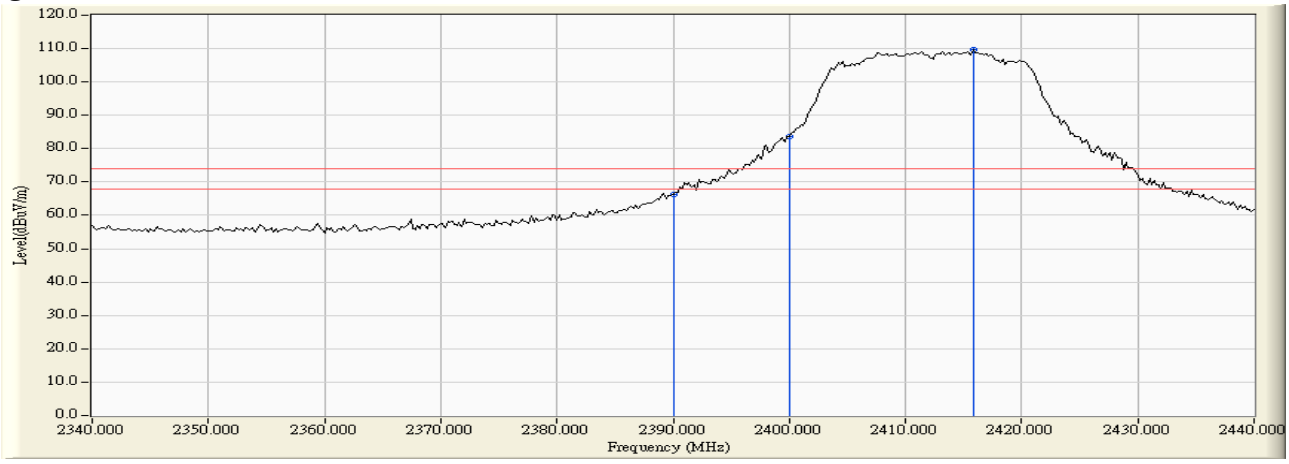

Figure Channel 01: Horizontal (Average)

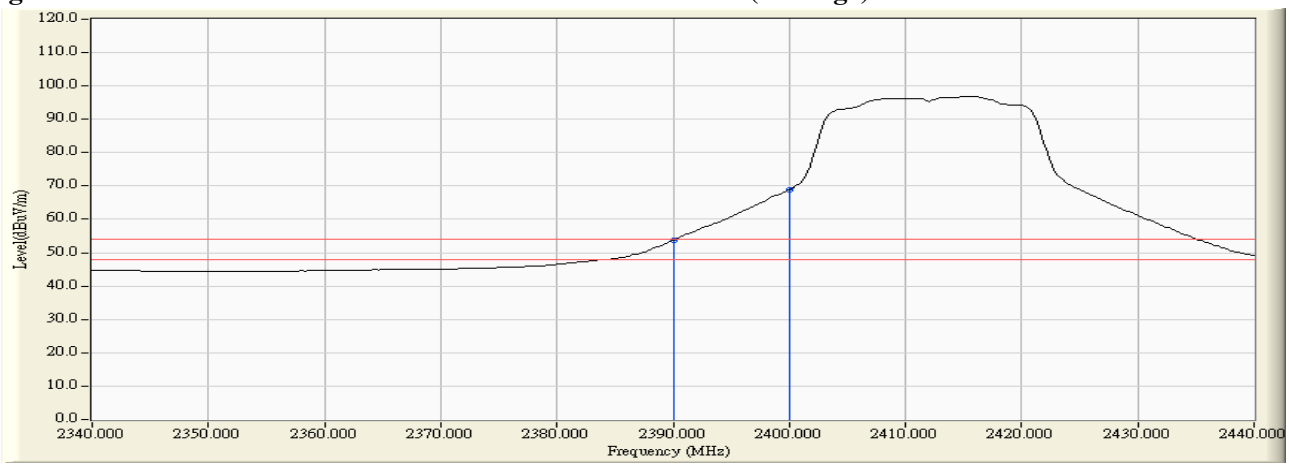

Note:

1. All readings above 1GHz are performed with peak and/or average measurements as necessary.
2. Peak measurements: RBW = 1MHz, VBW = 3 MHz, Sweep: Auto.
3. Average measurements: RBW = 1MHz, VBW = 10 Hz, Sweep: Auto.
4. “ * ”, means this data is the worst emission level.
5. Measurement Level = Reading Level + Correct Factor.
6. The average measurement was not performed when the peak measured data under the limit of average detection.

Product : Intel® Dual Band Wireless-AC 8260
Test Item : Band Edge
Test Site : No.3 OATS
Test Mode : Mode 3 MIMO: Transmit - 802.11n-20BW_14.4Mbps(2.4G Band)

RF Radiated Measurement (Vertical):

Channel No.	Frequency (MHz)	Correct Factor (dB)	Reading Level (dBuV)	Emission Level (dBuV/m)	Peak Limit (dBuV/m)	Arerage Limit (dBuV/m)	Result
01 (Peak)	2390.000	30.915	34.378	65.293	74.00	54.00	Pass
01 (Peak)	2400.000	30.912	50.286	81.198	74.00	54.00	Pass
01 (Peak)	2408.600	30.936	75.469	106.405	--	--	Pass
01 (Average)	2390.000	30.915	19.606	50.521	74.00	54.00	Pass
01 (Average)	2400.000	30.912	34.617	65.529	74.00	54.00	Pass
01 (Average)	2409.600	30.939	62.197	93.136	--	--	Pass

Figure Channel 01: Vertical (Peak)

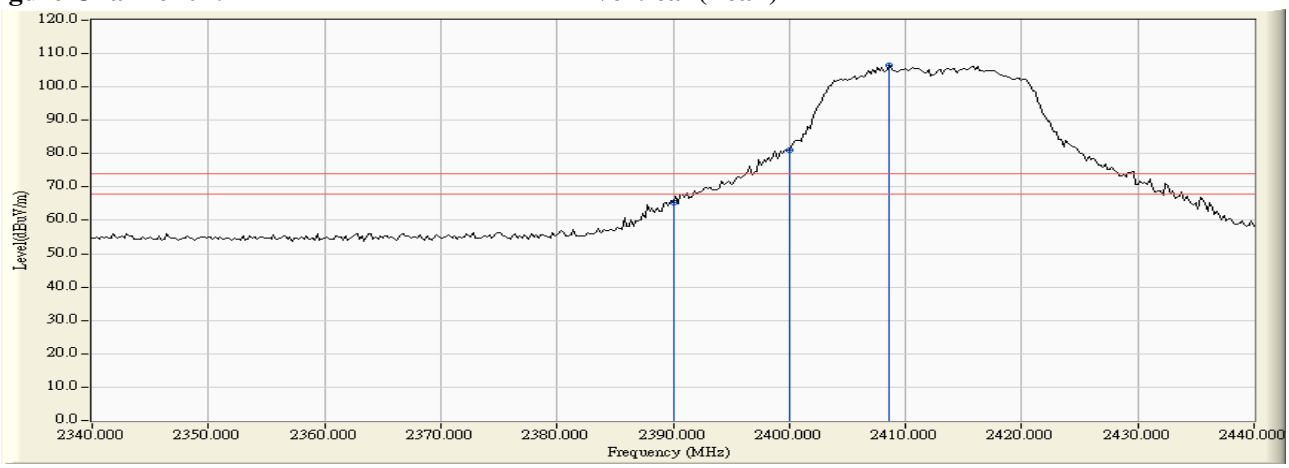

Figure Channel 01: Vertical (Average)

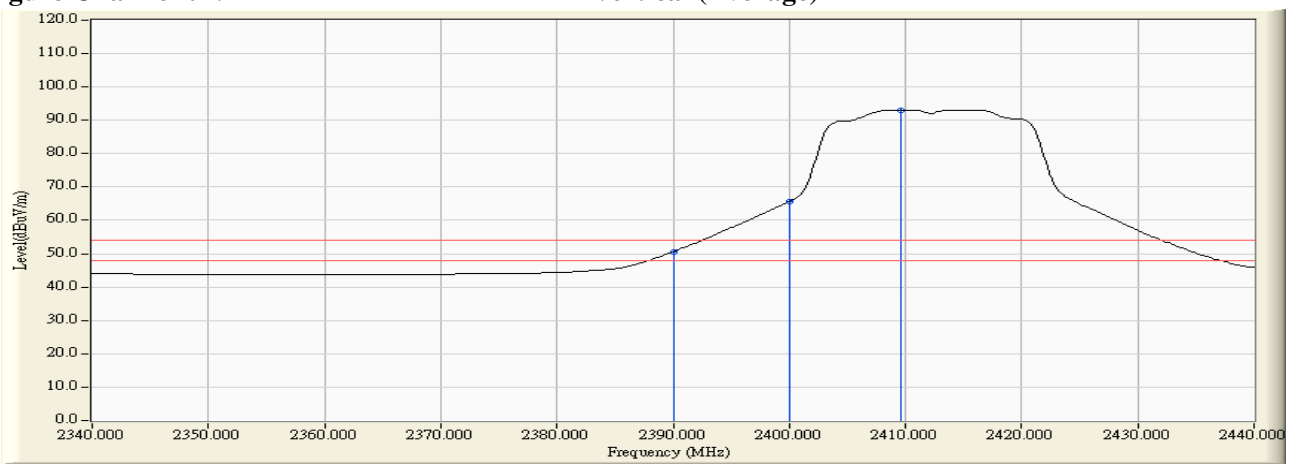

Note:

1. All readings above 1GHz are performed with peak and/or average measurements as necessary.
2. Peak measurements: RBW = 1MHz, VBW = 3 MHz, Sweep: Auto.
3. Average measurements: RBW = 1MHz, VBW = 10 Hz, Sweep: Auto.
4. “ * ”, means this data is the worst emission level.
5. Measurement Level = Reading Level + Correct Factor.
6. The average measurement was not performed when the peak measured data under the limit of average detection.

Product : Intel® Dual Band Wireless-AC 8260
Test Item : Band Edge
Test Site : No.3 OATS
Test Mode : Mode 3 MIMO: Transmit - 802.11n-20BW_14.4Mbps(2.4G Band)

RF Radiated Measurement (Horizontal):

Channel No.	Frequency (MHz)	Correct Factor (dB)	Reading Level (dBuV)	Emission Level (dBuV/m)	Peak Limit (dBuV/m)	Arerage Limit (dBuV/m)	Result
02 (Peak)	2386.600	31.496	36.686	68.182	74.00	54.00	Pass
02 (Peak)	2390.000	31.509	35.245	66.754	74.00	54.00	Pass
02 (Peak)	2400.000	31.561	48.416	79.977	74.00	54.00	Pass
02 (Peak)	2419.600	31.697	80.894	112.590	--	--	Pass
02 (Average)	2390.000	31.509	21.138	52.647	74.00	54.00	Pass
02 (Average)	2400.000	31.561	33.814	65.375	74.00	54.00	Pass
02 (Average)	2419.800	31.698	67.654	99.352	--	--	Pass

Figure Channel 02: Horizontal (Peak)

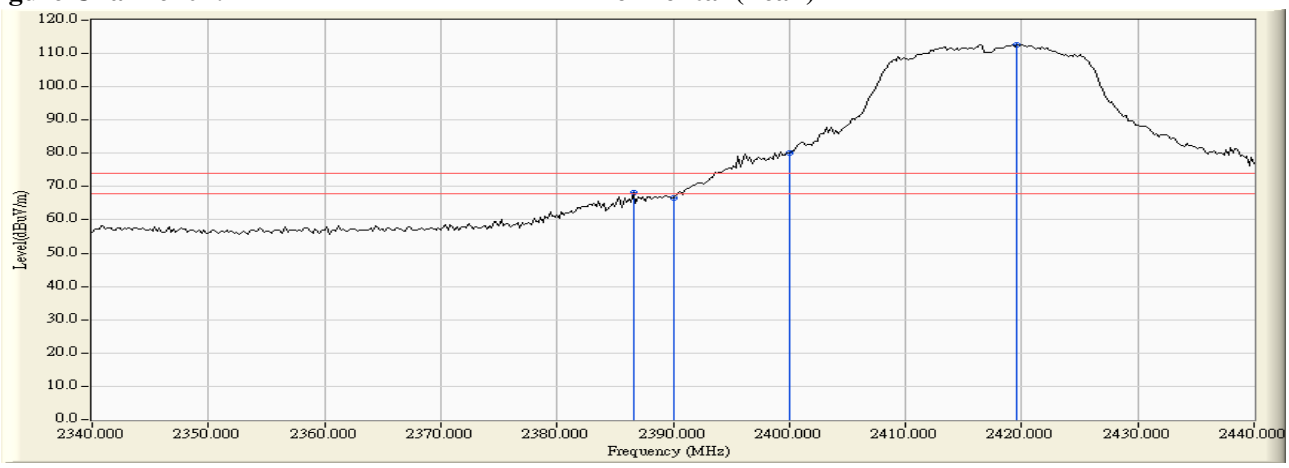

Figure Channel 02: Horizontal (Average)

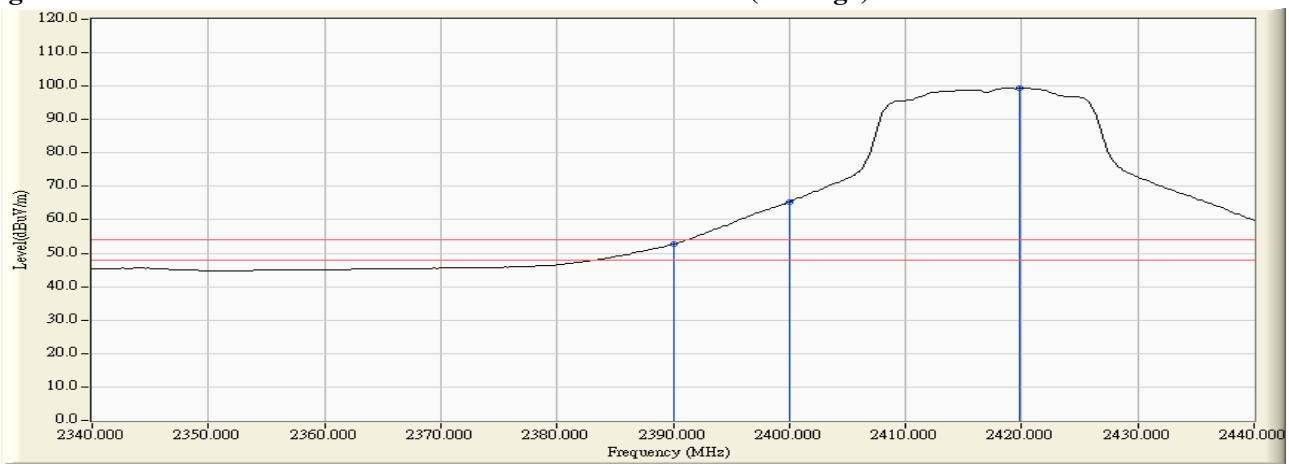

Note:

1. All readings above 1GHz are performed with peak and/or average measurements as necessary.
2. Peak measurements: RBW = 1MHz, VBW = 3 MHz, Sweep: Auto.
3. Average measurements: RBW = 1MHz, VBW = 10 Hz, Sweep: Auto.
4. “ * ”, means this data is the worst emission level.
5. Measurement Level = Reading Level + Correct Factor.
6. The average measurement was not performed when the peak measured data under the limit of average detection.

Product : Intel® Dual Band Wireless-AC 8260
Test Item : Band Edge
Test Site : No.3 OATS
Test Mode : Mode 3 MIMO: Transmit - 802.11n-20BW_14.4Mbps(2.4G Band)

RF Radiated Measurement (Vertical):

Channel No.	Frequency (MHz)	Correct Factor (dB)	Reading Level (dBuV)	Emission Level (dBuV/m)	Peak Limit (dBuV/m)	Arerage Limit (dBuV/m)	Result
02 (Peak)	2390.000	30.915	32.714	63.629	74.00	54.00	Pass
02 (Peak)	2400.000	30.912	46.324	77.236	74.00	54.00	Pass
02 (Peak)	2419.800	31.003	77.106	108.108	--	--	Pass
02 (Average)	2390.000	30.915	18.509	49.424	74.00	54.00	Pass
02 (Average)	2400.000	30.912	31.529	62.441	74.00	54.00	Pass
02 (Average)	2420.400	31.006	64.328	95.334	--	--	Pass

Figure Channel 02: Vertical (Peak)

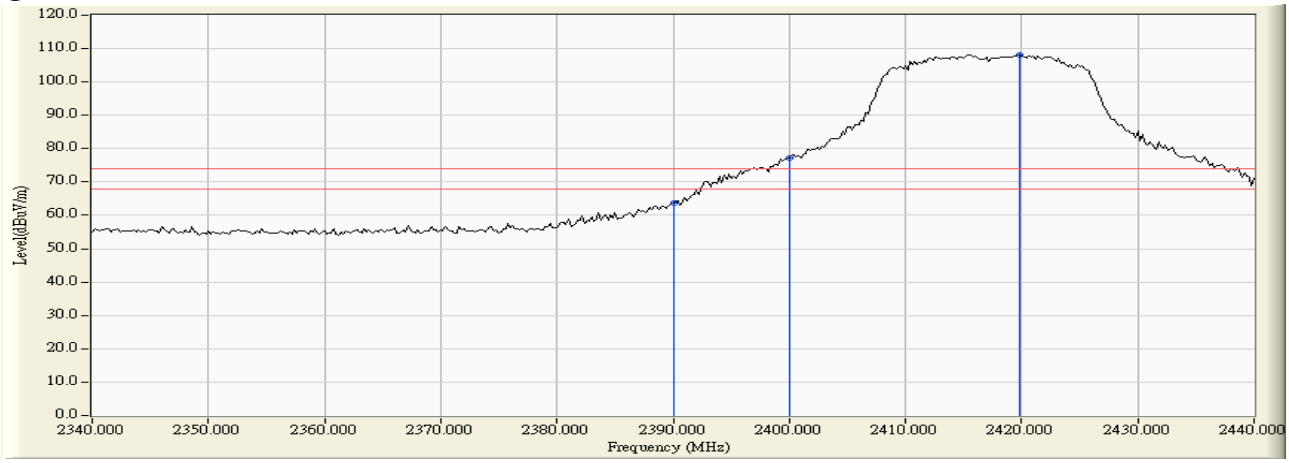

Figure Channel 02: Vertical (Average)

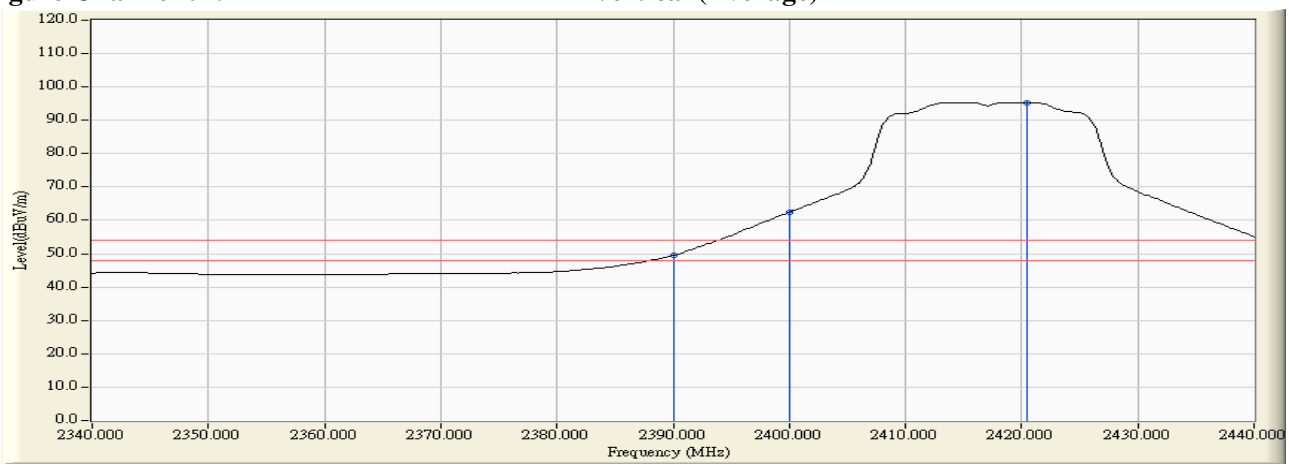

Note:

1. All readings above 1GHz are performed with peak and/or average measurements as necessary.
2. Peak measurements: RBW = 1MHz, VBW = 3 MHz, Sweep: Auto.
3. Average measurements: RBW = 1MHz, VBW = 10 Hz, Sweep: Auto.
4. “ * ”, means this data is the worst emission level.
5. Measurement Level = Reading Level + Correct Factor.
6. The average measurement was not performed when the peak measured data under the limit of average detection.

Product : Intel® Dual Band Wireless-AC 8260
Test Item : Band Edge
Test Site : No.3 OATS
Test Mode : Mode 3 MIMO: Transmit - 802.11n-20BW_14.4Mbps(2.4G Band)

RF Radiated Measurement (Horizontal):

Channel No.	Frequency (MHz)	Correct Factor (dB)	Reading Level (dBuV)	Emission Level (dBuV/m)	Peak Limit (dBuV/m)	Arerage Limit (dBuV/m)	Result
03 (Peak)	2390.000	31.509	34.247	65.756	74.00	54.00	Pass
03 (Peak)	2400.000	31.561	46.544	78.105	74.00	54.00	Pass
03 (Peak)	2425.800	31.745	81.979	113.723	--	--	Pass
03 (Average)	2390.000	31.509	22.242	53.751	74.00	54.00	Pass
03 (Average)	2400.000	31.561	30.711	62.272	74.00	54.00	Pass
03 (Average)	2424.400	31.733	69.398	101.131	--	--	Pass

Figure Channel 03: Horizontal (Peak)

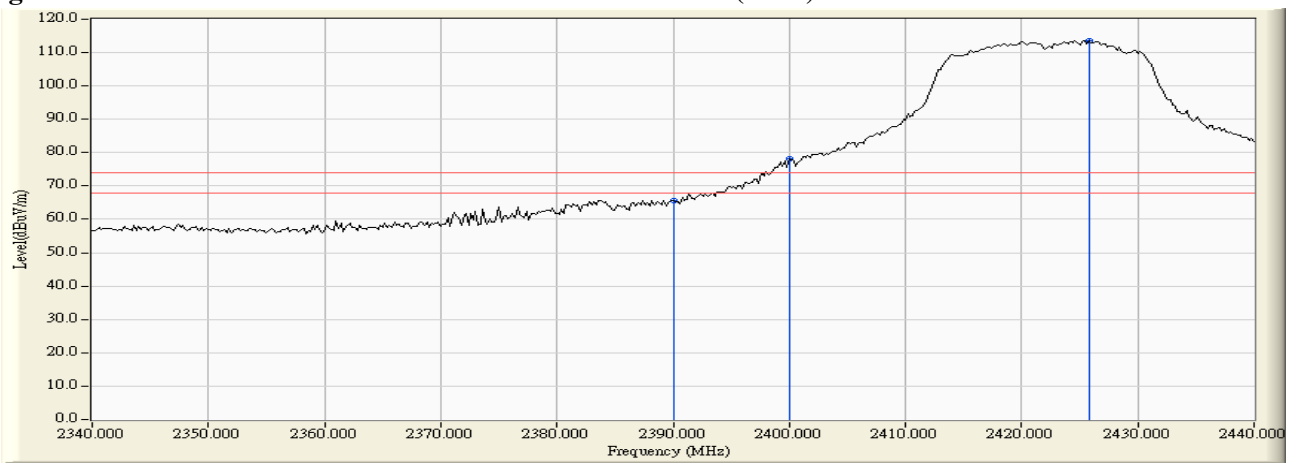

Figure Channel 03: Horizontal (Average)

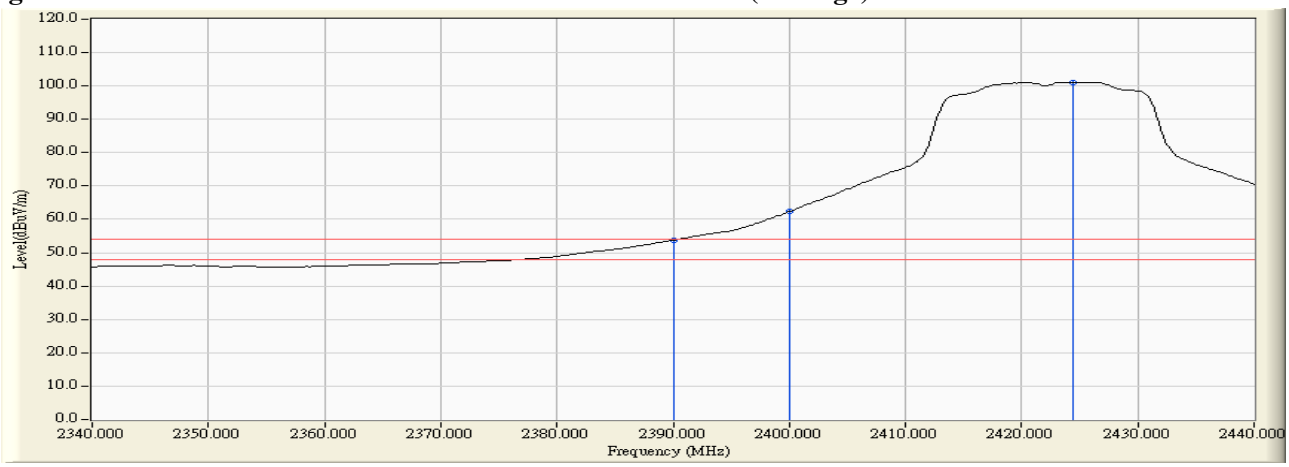

Note:

1. All readings above 1GHz are performed with peak and/or average measurements as necessary.
2. Peak measurements: RBW = 1MHz, VBW = 3 MHz, Sweep: Auto.
3. Average measurements: RBW = 1MHz, VBW = 10 Hz, Sweep: Auto.
4. “ * ”, means this data is the worst emission level.
5. Measurement Level = Reading Level + Correct Factor.
6. The average measurement was not performed when the peak measured data under the limit of average detection.

Product : Intel® Dual Band Wireless-AC 8260
Test Item : Band Edge
Test Site : No.3 OATS
Test Mode : Mode 3 MIMO: Transmit - 802.11n-20BW_14.4Mbps(2.4G Band)

RF Radiated Measurement (Vertical):

Channel No.	Frequency (MHz)	Correct Factor (dB)	Reading Level (dBuV)	Emission Level (dBuV/m)	Peak Limit (dBuV/m)	Arerage Limit (dBuV/m)	Result
03 (Peak)	2389.000	30.920	34.970	65.890	74.00	54.00	Pass
03 (Peak)	2390.000	30.915	33.493	64.408	74.00	54.00	Pass
03 (Peak)	2400.000	30.912	46.500	77.412	74.00	54.00	Pass
03 (Peak)	2425.000	31.037	79.061	110.099	--	--	Pass
03 (Average)	2390.000	30.915	19.890	50.805	74.00	54.00	Pass
03 (Average)	2400.000	30.912	28.589	59.501	74.00	54.00	Pass
03 (Average)	2419.800	31.003	66.273	97.275	--	--	Pass

Figure Channel 03: **Vertical (Peak)**

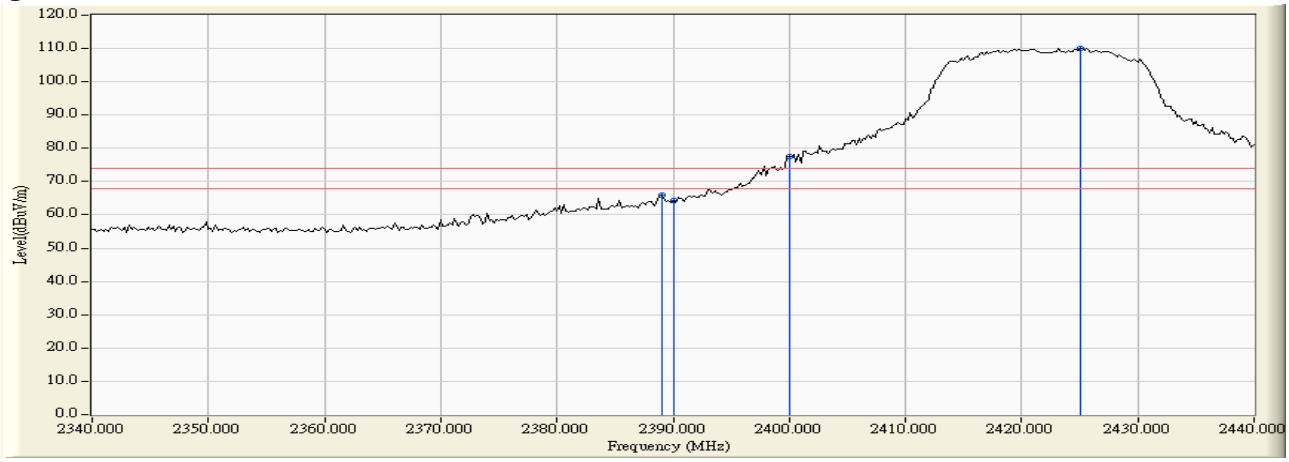

Figure Channel 03: **Vertical (Average)**

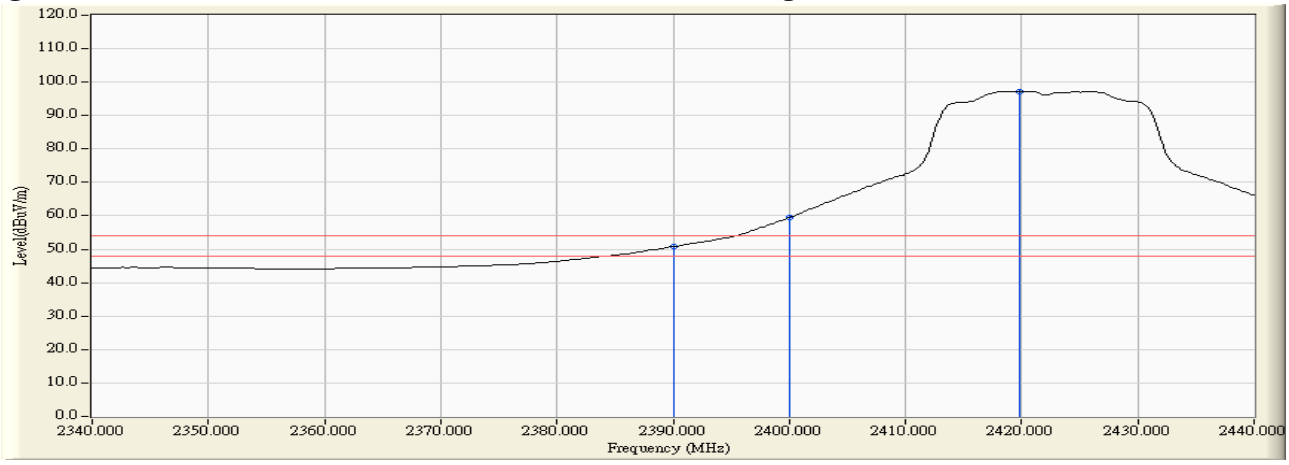

Note:

1. All readings above 1GHz are performed with peak and/or average measurements as necessary.
2. Peak measurements: RBW = 1MHz, VBW = 3 MHz, Sweep: Auto.
3. Average measurements: RBW = 1MHz, VBW = 10 Hz, Sweep: Auto.
4. “ * ”, means this data is the worst emission level.
5. Measurement Level = Reading Level + Correct Factor.
6. The average measurement was not performed when the peak measured data under the limit of average detection.

Product : Intel® Dual Band Wireless-AC 8260
Test Item : Band Edge
Test Site : No.3 OATS
Test Mode : Mode 3 MIMO: Transmit - 802.11n-20BW_14.4Mbps(2.4G Band)

RF Radiated Measurement (Horizontal):

Channel No.	Frequency (MHz)	Correct Factor (dB)	Reading Level (dBuV)	Emission Level (dBuV/m)	Peak Limit (dBuV/m)	Arerage Limit (dBuV/m)	Result
10 (Peak)	2454.900	31.966	83.589	115.555	--	--	Pass
10 (Peak)	2483.500	32.182	34.243	66.425	74.00	54.00	Pass
10 (Average)	2458.700	31.994	70.228	102.222	--	--	Pass
10 (Average)	2483.500	32.182	21.181	53.363	74.00	54.00	Pass

Figure Channel 10: Horizontal (Peak)

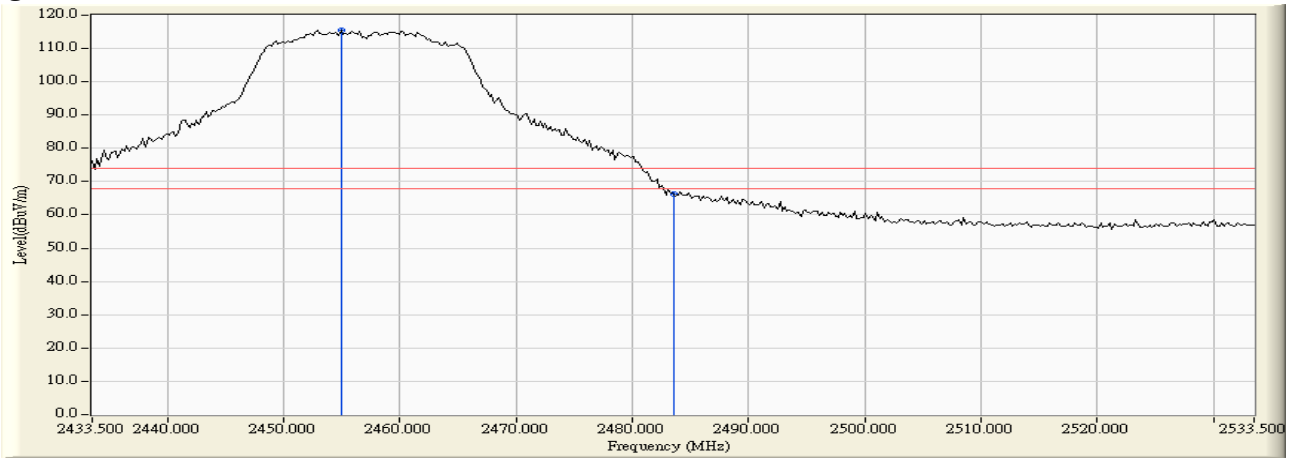

Figure Channel 10: Horizontal (Average)

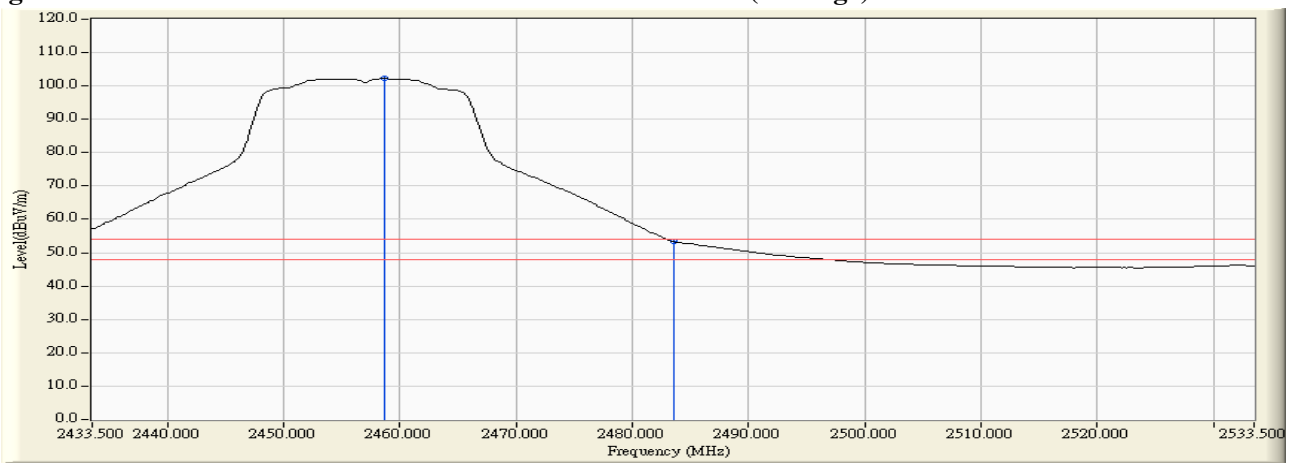

Note:

1. All readings above 1GHz are performed with peak and/or average measurements as necessary.
2. Peak measurements: RBW = 1MHz, VBW = 3 MHz, Sweep: Auto.
3. Average measurements: RBW = 1MHz, VBW = 10 Hz, Sweep: Auto.
4. “ * ”, means this data is the worst emission level.
5. Measurement Level = Reading Level + Correct Factor.
6. The average measurement was not performed when the peak measured data under the limit of average detection.

Product : Intel® Dual Band Wireless-AC 8260
Test Item : Band Edge
Test Site : No.3 OATS
Test Mode : Mode 3 MIMO: Transmit - 802.11n-20BW_14.4Mbps(2.4G Band)

RF Radiated Measurement (Vertical):

Channel No.	Frequency (MHz)	Correct Factor (dB)	Reading Level (dBuV)	Emission Level (dBuV/m)	Peak Limit (dBuV/m)	Arerage Limit (dBuV/m)	Result
10 (Peak)	2453.900	31.235	79.590	110.825	--	--	Pass
10 (Peak)	2483.500	31.435	31.348	62.783	74.00	54.00	Pass
10 (Peak)	2484.300	31.440	33.620	65.061	74.00	54.00	Pass
10 (Average)	2455.500	31.246	66.408	97.654	--	--	Pass
10 (Average)	2483.500	31.435	19.102	50.537	74.00	54.00	Pass

Figure Channel 10: Vertical (Peak)

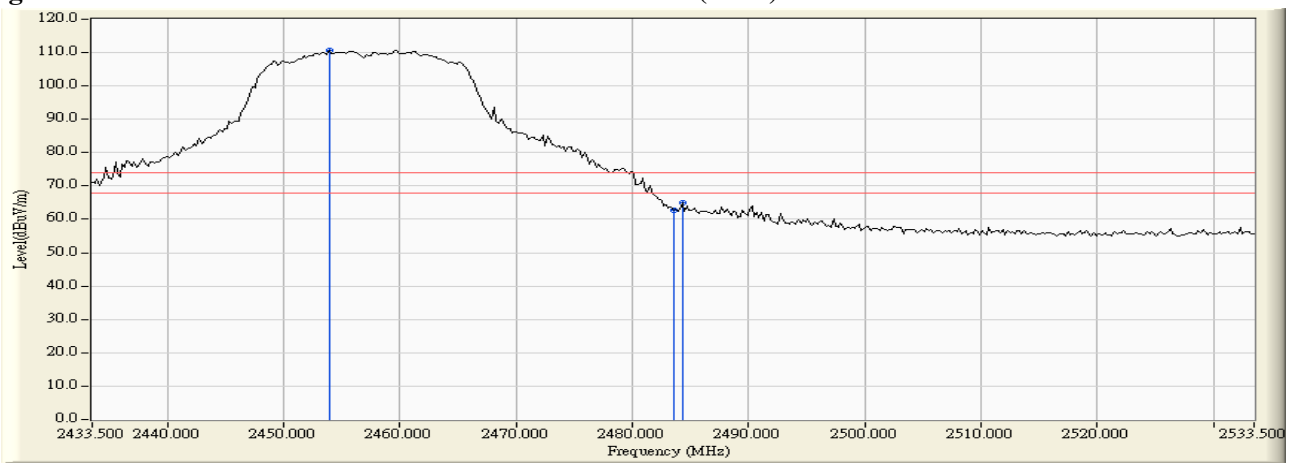

Figure Channel 10: Vertical (Average)

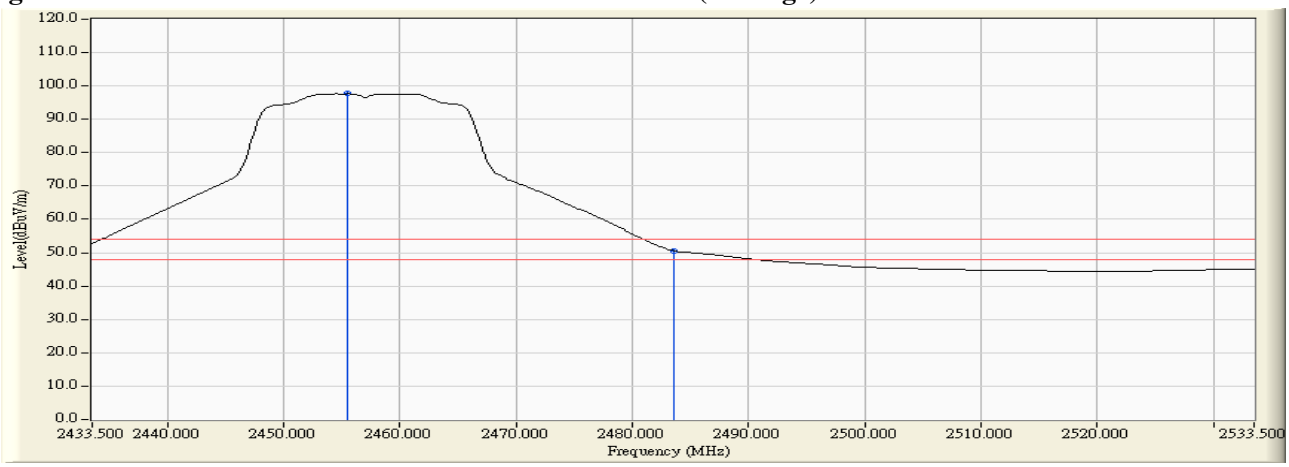

Note:

1. All readings above 1GHz are performed with peak and/or average measurements as necessary.
2. Peak measurements: RBW = 1MHz, VBW = 3 MHz, Sweep: Auto.
3. Average measurements: RBW = 1MHz, VBW = 10 Hz, Sweep: Auto.
4. “ * ”, means this data is the worst emission level.
5. Measurement Level = Reading Level + Correct Factor.
6. The average measurement was not performed when the peak measured data under the limit of average detection.

Product : Intel® Dual Band Wireless-AC 8260
Test Item : Band Edge
Test Site : No.3 OATS
Test Mode : Mode 3 MIMO: Transmit - 802.11n-20BW_14.4Mbps(2.4G Band)

RF Radiated Measurement (Horizontal):

Channel No.	Frequency (MHz)	Correct Factor (dB)	Reading Level (dBuV)	Emission Level (dBuV/m)	Peak Limit (dBuV/m)	Arerage Limit (dBuV/m)	Result
11 (Peak)	2457.900	31.988	82.254	114.242	--	--	Pass
11 (Peak)	2483.500	32.182	40.936	73.118	74.00	54.00	Pass
11 (Average)	2460.100	32.005	67.917	99.922	--	--	Pass
11 (Average)	2483.500	32.182	21.009	53.191	74.00	54.00	Pass

Figure Channel 11: Horizontal (Peak)

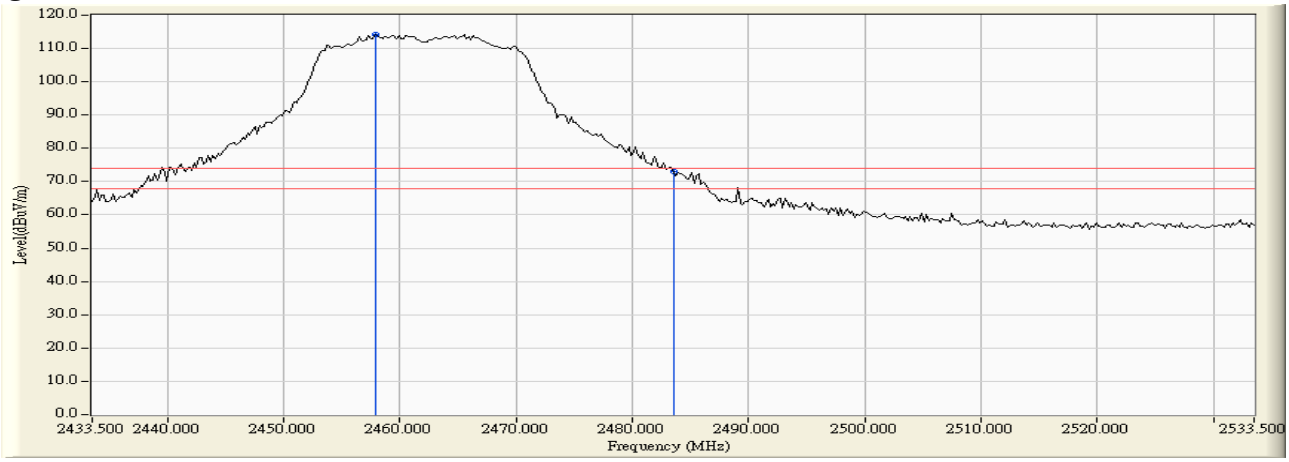

Figure Channel 11: Horizontal (Average)

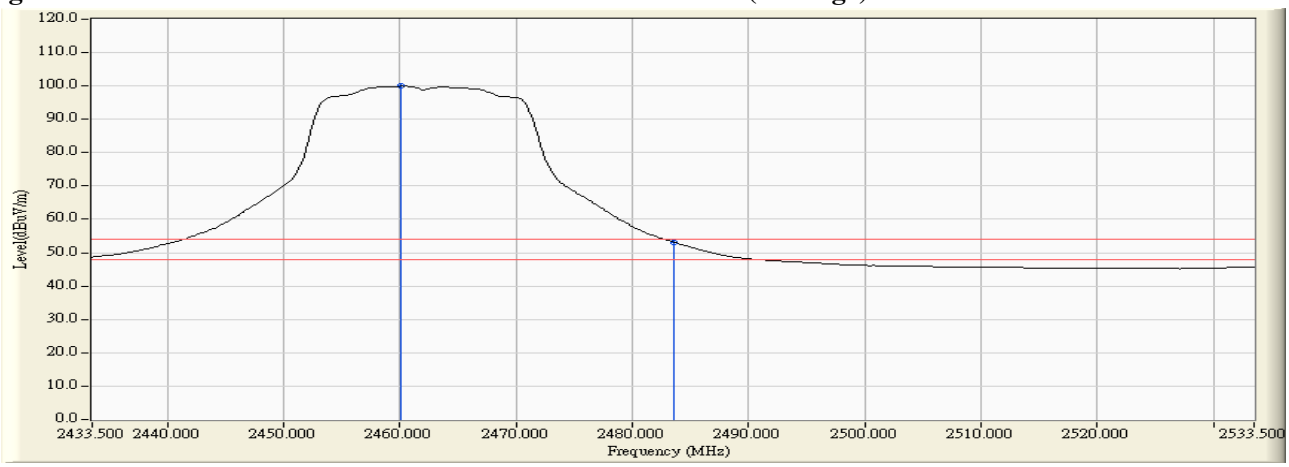

Note:

1. All readings above 1GHz are performed with peak and/or average measurements as necessary.
2. Peak measurements: RBW = 1MHz, VBW = 3 MHz, Sweep: Auto.
3. Average measurements: RBW = 1MHz, VBW = 10 Hz, Sweep: Auto.
4. “ * ”, means this data is the worst emission level.
5. Measurement Level = Reading Level + Correct Factor.
6. The average measurement was not performed when the peak measured data under the limit of average detection.

Product : Intel® Dual Band Wireless-AC 8260
Test Item : Band Edge
Test Site : No.3 OATS
Test Mode : Mode 3 MIMO: Transmit - 802.11n-20BW_14.4Mbps(2.4G Band)

RF Radiated Measurement (Vertical):

Channel No.	Frequency (MHz)	Correct Factor (dB)	Reading Level (dBuV)	Emission Level (dBuV/m)	Peak Limit (dBuV/m)	Arerage Limit (dBuV/m)	Result
11 (Peak)	2460.500	31.280	77.505	108.785	--	--	Pass
11 (Peak)	2483.500	31.435	32.610	64.045	74.00	54.00	Pass
11 (Peak)	2484.500	31.442	34.694	66.136	74.00	54.00	Pass
11 (Average)	2459.700	31.275	64.320	95.595	--	--	Pass
11 (Average)	2483.500	31.435	18.396	49.831	74.00	54.00	Pass

Figure Channel 11: Vertical (Peak)

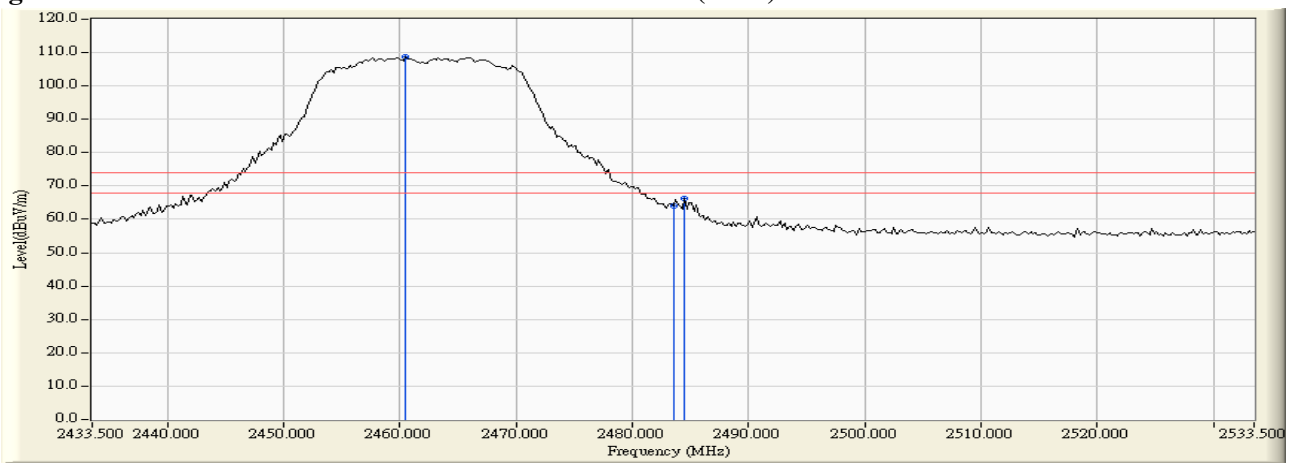

Figure Channel 11: Vertical (Average)

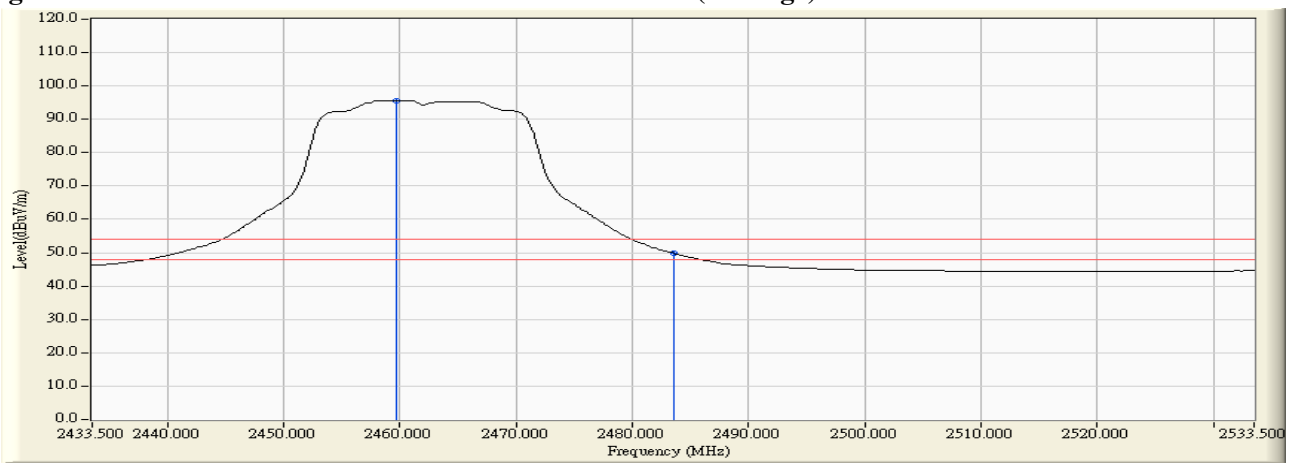

Note:

1. All readings above 1GHz are performed with peak and/or average measurements as necessary.
2. Peak measurements: RBW = 1MHz, VBW = 3 MHz, Sweep: Auto.
3. Average measurements: RBW = 1MHz, VBW = 10 Hz, Sweep: Auto.
4. “ * ”, means this data is the worst emission level.
5. Measurement Level = Reading Level + Correct Factor.
6. The average measurement was not performed when the peak measured data under the limit of average detection.

Product : Intel® Dual Band Wireless-AC 8260
Test Item : Band Edge
Test Site : No.3 OATS
Test Mode : Mode 3 MIMO: Transmit - 802.11n-20BW_14.4Mbps(2.4G Band)

RF Radiated Measurement (Horizontal):

Channel No.	Frequency (MHz)	Correct Factor (dB)	Reading Level (dBuV)	Emission Level (dBuV/m)	Peak Limit (dBuV/m)	Arerage Limit (dBuV/m)	Result
12 (Peak)	2463.900	32.033	78.980	111.014	--	--	Pass
12 (Peak)	2483.500	32.182	38.571	70.753	74.00	54.00	Pass
12 (Peak)	2483.900	32.185	40.131	72.316	74.00	54.00	Pass
12 (Average)	2463.300	32.029	64.582	96.611	--	--	Pass
12 (Average)	2483.500	32.182	21.295	53.477	74.00	54.00	Pass

Figure Channel 12: Horizontal (Peak)

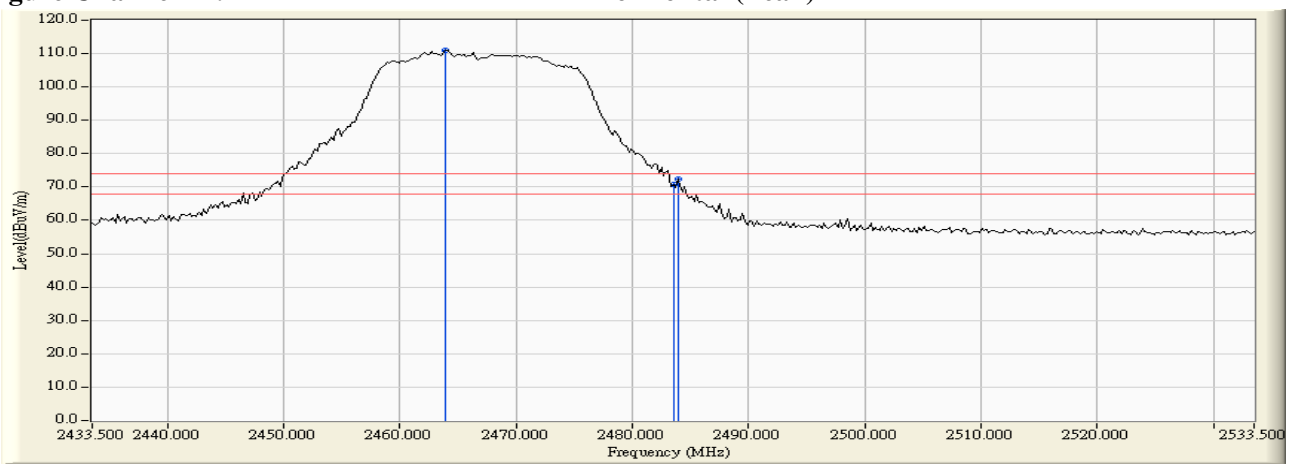

Figure Channel 12: Horizontal (Average)

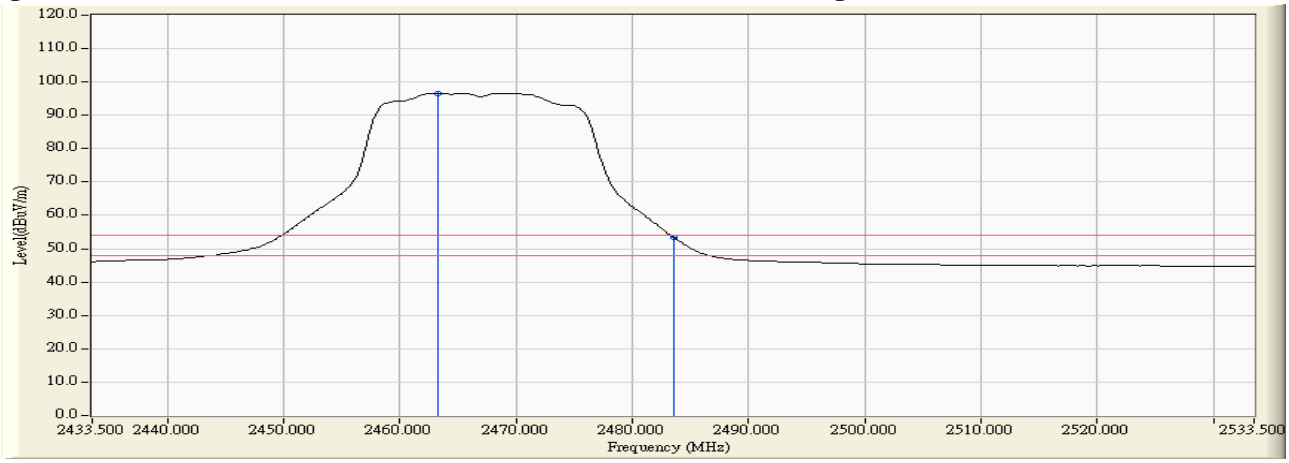

Note:

1. All readings above 1GHz are performed with peak and/or average measurements as necessary.
2. Peak measurements: RBW = 1MHz, VBW = 3 MHz, Sweep: Auto.
3. Average measurements: RBW = 1MHz, VBW = 10 Hz, Sweep: Auto.
4. “ * ”, means this data is the worst emission level.
5. Measurement Level = Reading Level + Correct Factor.
6. The average measurement was not performed when the peak measured data under the limit of average detection.

Product : Intel® Dual Band Wireless-AC 8260
Test Item : Band Edge
Test Site : No.3 OATS
Test Mode : Mode 3 MIMO: Transmit - 802.11n-20BW_14.4Mbps(2.4G Band)

RF Radiated Measurement (Vertical):

Channel No.	Frequency (MHz)	Correct Factor (dB)	Reading Level (dBuV)	Emission Level (dBuV/m)	Peak Limit (dBuV/m)	Arerage Limit (dBuV/m)	Result
12 (Peak)	2470.500	31.348	73.898	105.246	--	--	Pass
12 (Peak)	2483.500	31.435	38.645	70.080	74.00	54.00	Pass
12 (Average)	2464.500	31.307	60.747	92.054	--	--	Pass
12 (Average)	2483.500	31.435	19.252	50.687	74.00	54.00	Pass

Figure Channel 12: **Vertical (Peak)**

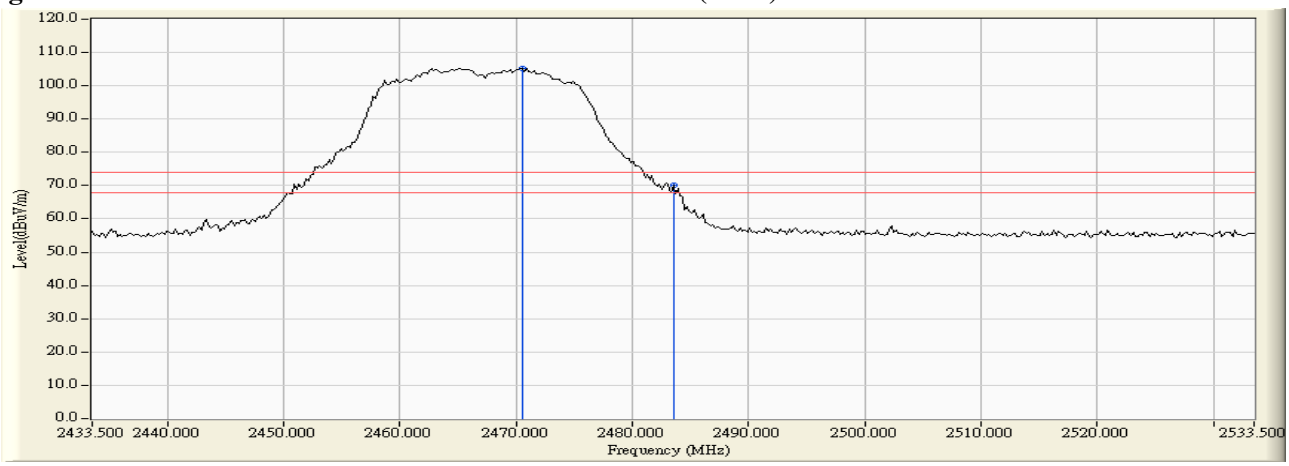

Figure Channel 12: **Vertical (Average)**

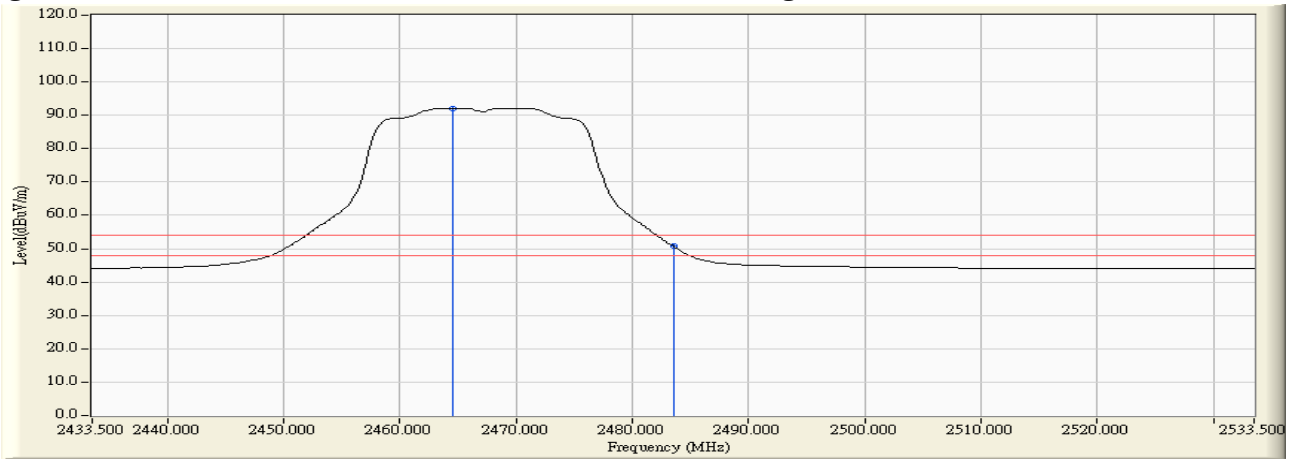

Note:

1. All readings above 1GHz are performed with peak and/or average measurements as necessary.
2. Peak measurements: RBW = 1MHz, VBW = 3 MHz, Sweep: Auto.
3. Average measurements: RBW = 1MHz, VBW = 10 Hz, Sweep: Auto.
4. “ * ”, means this data is the worst emission level.
5. Measurement Level = Reading Level + Correct Factor.
6. The average measurement was not performed when the peak measured data under the limit of average detection.

Product : Intel® Dual Band Wireless-AC 8260
Test Item : Band Edge
Test Site : No.3 OATS
Test Mode : Mode 3 MIMO: Transmit - 802.11n-40BW_30Mbps(2.4G Band)

RF Radiated Measurement (Horizontal):

Channel No.	Frequency (MHz)	Correct Factor (dB)	Reading Level (dBuV)	Emission Level (dBuV/m)	Peak Limit (dBuV/m)	Arerage Limit (dBuV/m)	Result
03 (Peak)	2390.000	31.509	36.544	68.053	74.00	54.00	Pass
03 (Peak)	2400.000	31.561	50.265	81.826	74.00	54.00	Pass
03 (Peak)	2429.600	31.773	77.128	108.901	--	--	Pass
03 (Average)	2390.000	31.509	22.220	53.729	74.00	54.00	Pass
03 (Average)	2400.000	31.561	36.258	67.819	74.00	54.00	Pass
03 (Average)	2430.600	31.780	61.822	93.603	--	--	Pass

Figure Channel 03: Horizontal (Peak)

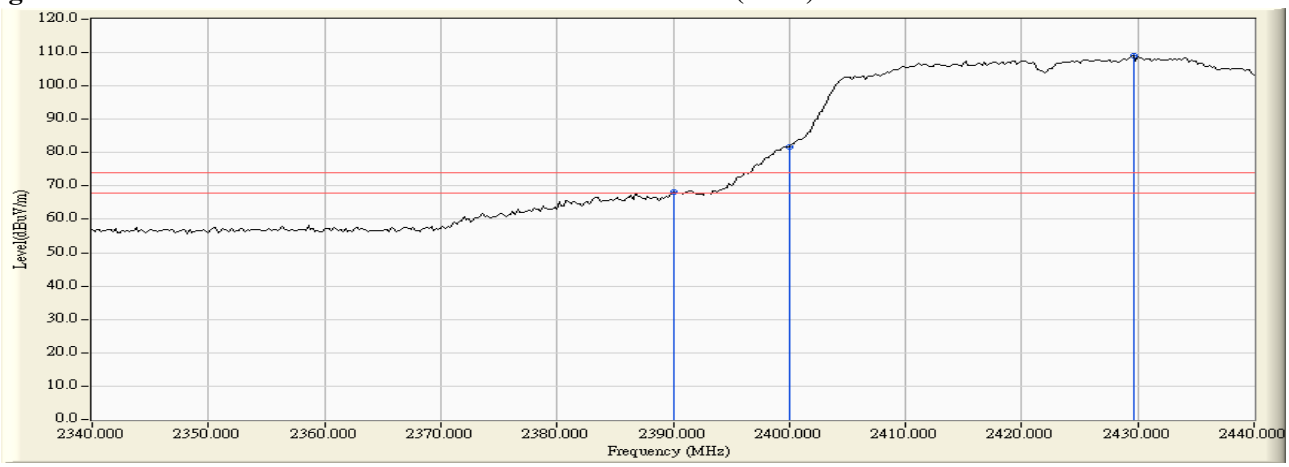

Figure Channel 03: Horizontal (Average)

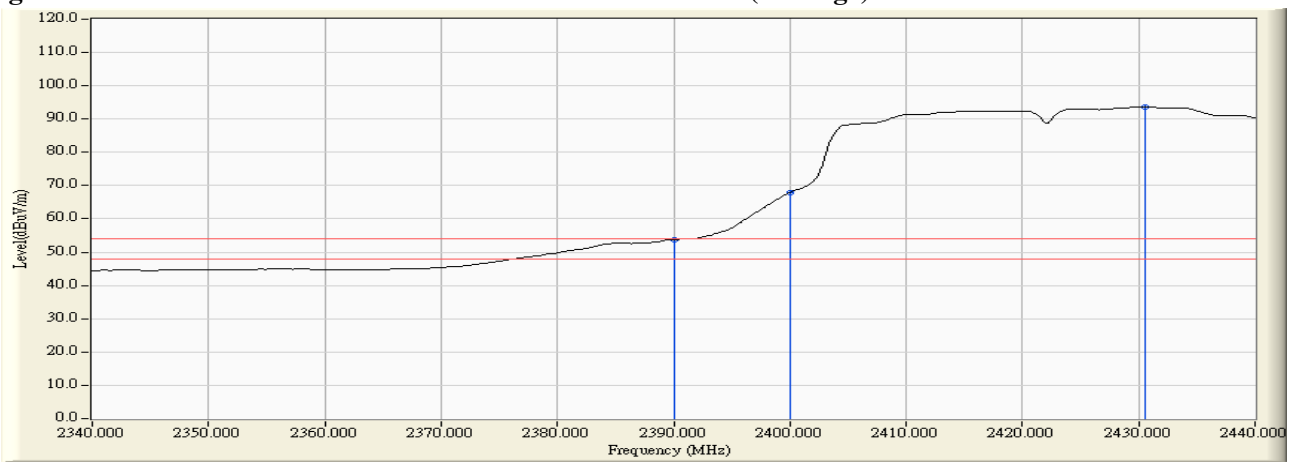

Note:

1. All readings above 1GHz are performed with peak and/or average measurements as necessary.
2. Peak measurements: RBW = 1MHz, VBW = 3 MHz, Sweep: Auto.
3. Average measurements: RBW = 1MHz, VBW = 10 Hz, Sweep: Auto.
4. “ * ”, means this data is the worst emission level.
5. Measurement Level = Reading Level + Correct Factor.
6. The average measurement was not performed when the peak measured data under the limit of average detection.

Product : Intel® Dual Band Wireless-AC 8260
Test Item : Band Edge
Test Site : No.3 OATS
Test Mode : Mode 3 MIMO: Transmit - 802.11n-40BW_30Mbps(2.4G Band)

RF Radiated Measurement (Vertical):

Channel No.	Frequency (MHz)	Correct Factor (dB)	Reading Level (dBuV)	Emission Level (dBuV/m)	Peak Limit (dBuV/m)	Arerage Limit (dBuV/m)	Result
03 (Peak)	2390.000	30.915	33.996	64.911	74.00	54.00	Pass
03 (Peak)	2400.000	30.912	48.668	79.580	74.00	54.00	Pass
03 (Peak)	2434.000	31.099	73.132	104.231	--	--	Pass
03 (Average)	2390.000	30.915	20.300	51.215	74.00	54.00	Pass
03 (Average)	2400.000	30.912	33.933	64.845	74.00	54.00	Pass
03 (Average)	2428.400	31.060	58.448	89.509	--	--	Pass

Figure Channel 03: Vertical (Peak)

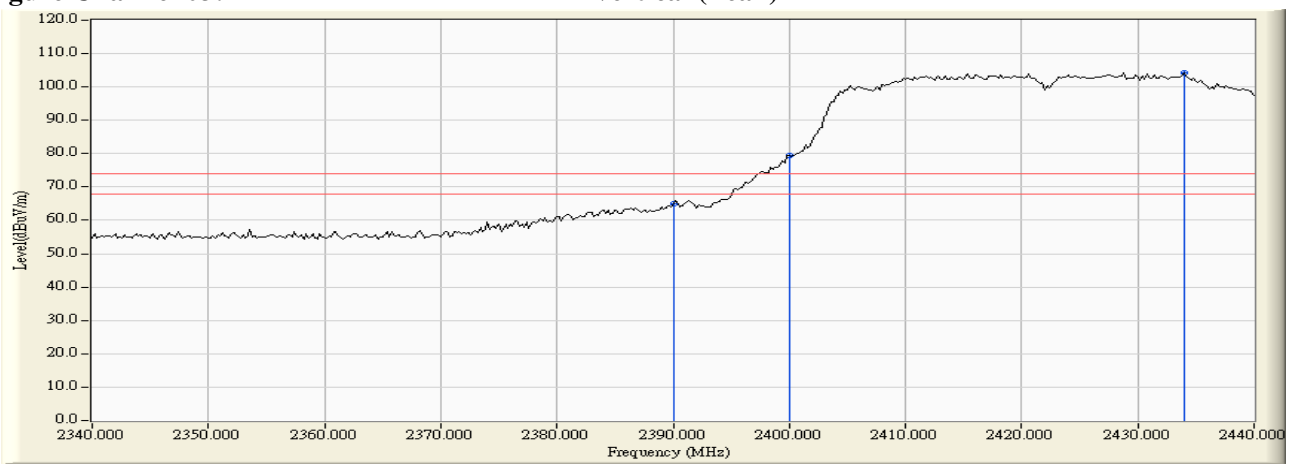

Figure Channel 03: Vertical (Average)

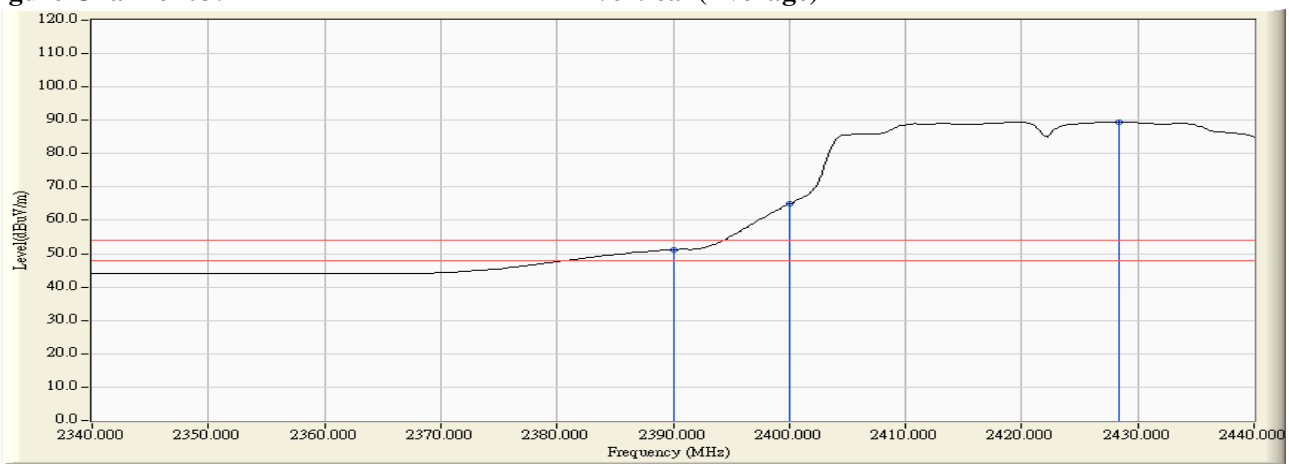

Note:

1. All readings above 1GHz are performed with peak and/or average measurements as necessary.
2. Peak measurements: RBW = 1MHz, VBW = 3 MHz, Sweep: Auto.
3. Average measurements: RBW = 1MHz, VBW = 10 Hz, Sweep: Auto.
4. “ * ”, means this data is the worst emission level.
5. Measurement Level = Reading Level + Correct Factor.
6. The average measurement was not performed when the peak measured data under the limit of average detection.

Product : Intel® Dual Band Wireless-AC 8260
Test Item : Band Edge
Test Site : No.3 OATS
Test Mode : Mode 3 MIMO: Transmit - 802.11n-40BW_30Mbps(2.4G Band)

RF Radiated Measurement (Horizontal):

Channel No.	Frequency (MHz)	Correct Factor (dB)	Reading Level (dBuV)	Emission Level (dBuV/m)	Peak Limit (dBuV/m)	Arerage Limit (dBuV/m)	Result
04 (Peak)	2390.000	31.509	33.637	65.146	74.00	54.00	Pass
04 (Peak)	2400.000	31.561	38.683	70.244	74.00	54.00	Pass
04 (Peak)	2436.600	31.827	76.965	108.791	--	--	Pass
04 (Average)	2390.000	31.509	21.418	52.927	74.00	54.00	Pass
04 (Average)	2400.000	31.561	26.234	57.795	74.00	54.00	Pass
04 (Average)	2435.800	31.820	62.426	94.246	--	--	Pass

Figure Channel 04: Horizontal (Peak)

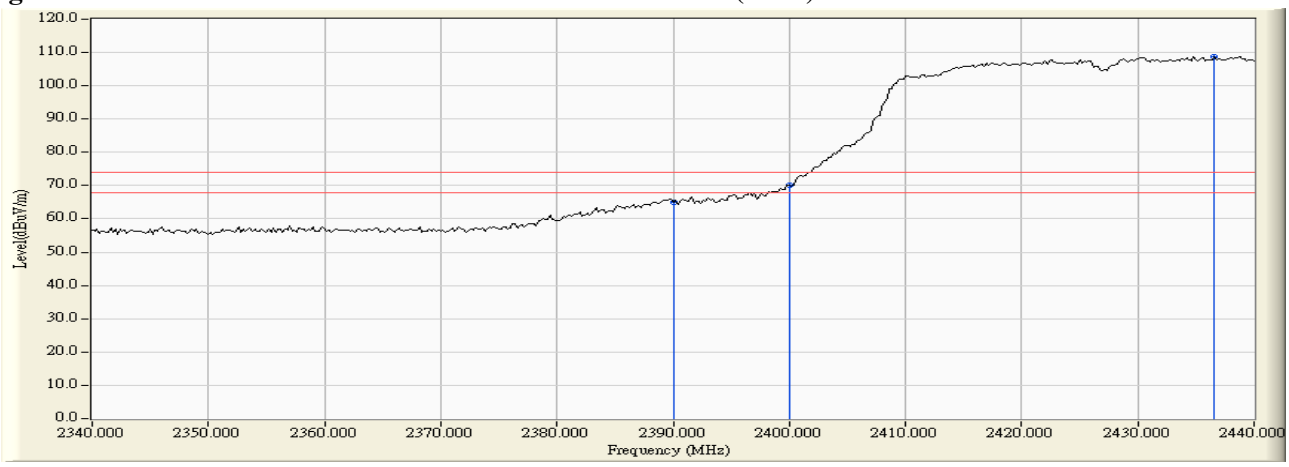

Figure Channel 04: Horizontal (Average)

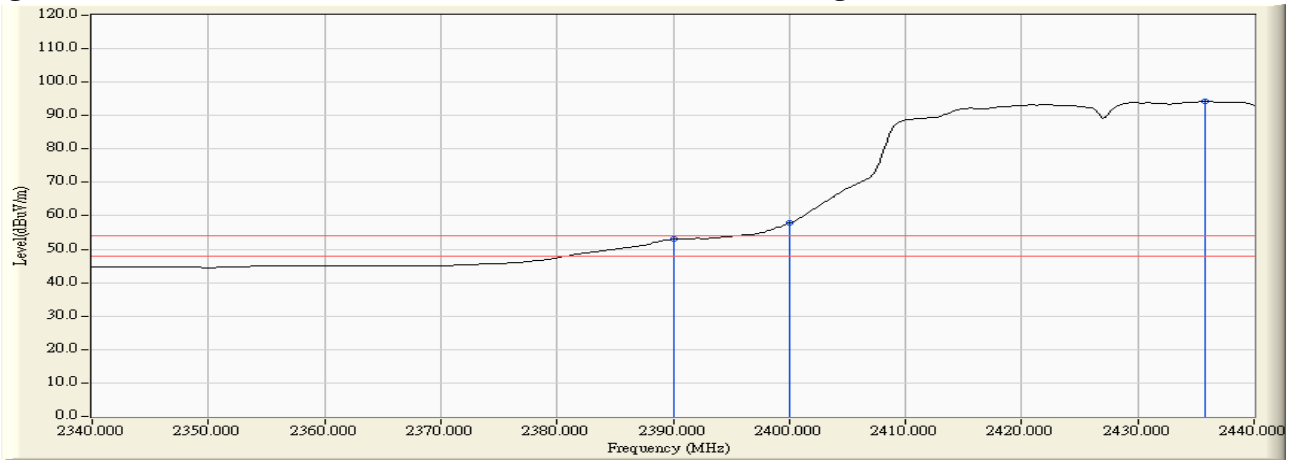

Note:

1. All readings above 1GHz are performed with peak and/or average measurements as necessary.
2. Peak measurements: RBW = 1MHz, VBW = 3 MHz, Sweep: Auto.
3. Average measurements: RBW = 1MHz, VBW = 10 Hz, Sweep: Auto.
4. “ * ”, means this data is the worst emission level.
5. Measurement Level = Reading Level + Correct Factor.
6. The average measurement was not performed when the peak measured data under the limit of average detection.

Product : Intel® Dual Band Wireless-AC 8260
Test Item : Band Edge
Test Site : No.3 OATS
Test Mode : Mode 3 MIMO: Transmit - 802.11n-40BW_30Mbps(2.4G Band)

RF Radiated Measurement (Vertical):

Channel No.	Frequency (MHz)	Correct Factor (dB)	Reading Level (dBuV)	Emission Level (dBuV/m)	Peak Limit (dBuV/m)	Arerage Limit (dBuV/m)	Result
04 (Peak)	2390.000	30.915	32.388	63.303	74.00	54.00	Pass
04 (Peak)	2400.000	30.912	36.995	67.907	74.00	54.00	Pass
04 (Peak)	2420.200	31.005	73.520	104.525	--	--	Pass
04 (Average)	2390.000	30.915	19.077	49.992	74.00	54.00	Pass
04 (Average)	2400.000	30.912	24.579	55.491	74.00	54.00	Pass
04 (Average)	2433.400	31.094	58.511	89.606	--	--	Pass

Figure Channel 04: **Vertical (Peak)**

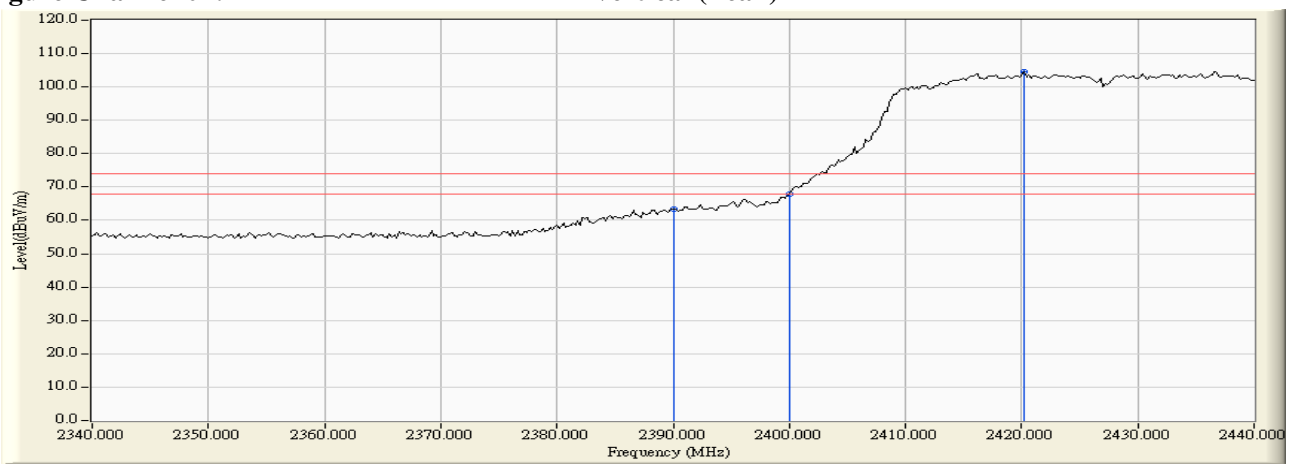

Figure Channel 04: **Vertical (Average)**

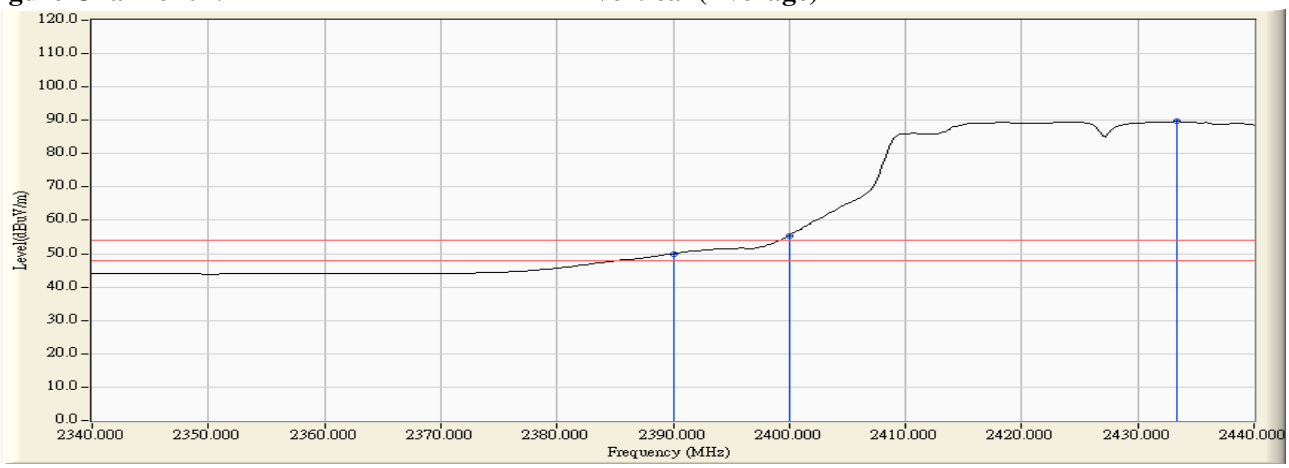

Note:

1. All readings above 1GHz are performed with peak and/or average measurements as necessary.
2. Peak measurements: RBW = 1MHz, VBW = 3 MHz, Sweep: Auto.
3. Average measurements: RBW = 1MHz, VBW = 10 Hz, Sweep: Auto.
4. “ * ”, means this data is the worst emission level.
5. Measurement Level = Reading Level + Correct Factor.
6. The average measurement was not performed when the peak measured data under the limit of average detection.

Product : Intel® Dual Band Wireless-AC 8260
Test Item : Band Edge
Test Site : No.3 OATS
Test Mode : Mode 3 MIMO: Transmit - 802.11n-40BW_30Mbps(2.4G Band)

RF Radiated Measurement (Horizontal):

Channel No.	Frequency (MHz)	Correct Factor (dB)	Reading Level (dBuV)	Emission Level (dBuV/m)	Peak Limit (dBuV/m)	Arerage Limit (dBuV/m)	Result
05 (Peak)	2390.000	31.509	37.056	68.565	74.00	54.00	Pass
05 (Peak)	2400.000	31.561	41.009	72.570	74.00	54.00	Pass
05 (Peak)	2433.600	31.803	78.767	110.571	--	--	Pass
05 (Average)	2390.000	31.509	22.300	53.809	74.00	54.00	Pass
05 (Average)	2400.000	31.561	27.217	58.778	74.00	54.00	Pass
05 (Average)	2440.000	31.852	64.002	95.854	--	--	Pass

Figure Channel 05: Horizontal (Peak)

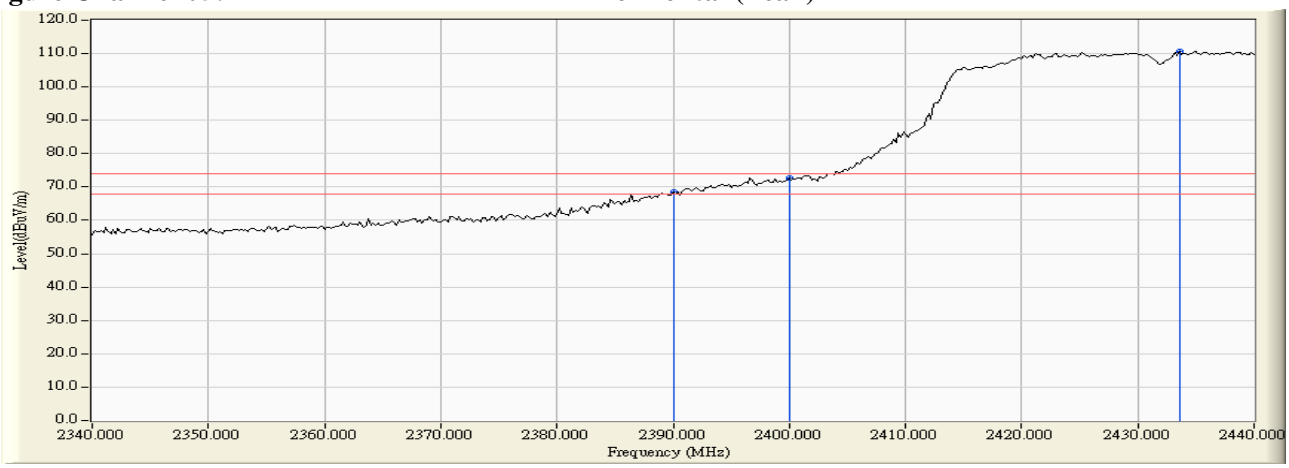

Figure Channel 05: Horizontal (Average)

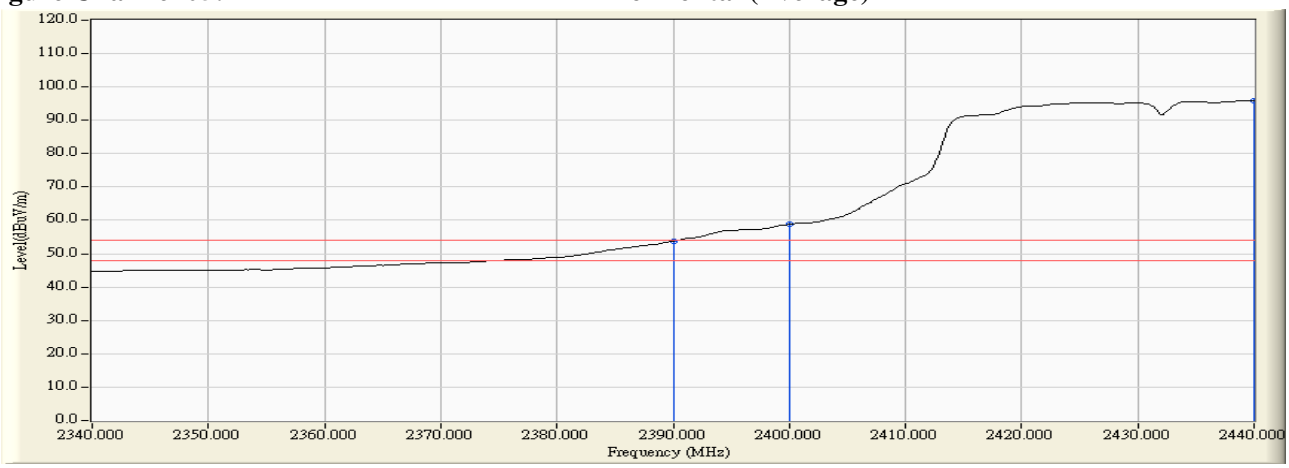

Note:

1. All readings above 1GHz are performed with peak and/or average measurements as necessary.
2. Peak measurements: RBW = 1MHz, VBW = 3 MHz, Sweep: Auto.
3. Average measurements: RBW = 1MHz, VBW = 10 Hz, Sweep: Auto.
4. “ * ”, means this data is the worst emission level.
5. Measurement Level = Reading Level + Correct Factor.
6. The average measurement was not performed when the peak measured data under the limit of average detection.

Product : Intel® Dual Band Wireless-AC 8260
Test Item : Band Edge
Test Site : No.3 OATS
Test Mode : Mode 3 MIMO: Transmit - 802.11n-40BW_30Mbps(2.4G Band)

RF Radiated Measurement (Vertical):

Channel No.	Frequency (MHz)	Correct Factor (dB)	Reading Level (dBuV)	Emission Level (dBuV/m)	Peak Limit (dBuV/m)	Arerage Limit (dBuV/m)	Result
05 (Peak)	2387.000	30.929	31.990	62.919	74.00	54.00	Pass
05 (Peak)	2390.000	30.915	31.531	62.446	74.00	54.00	Pass
05 (Peak)	2400.000	30.912	37.207	68.119	74.00	54.00	Pass
05 (Peak)	2430.600	31.075	73.854	104.930	--	--	Pass
05 (Average)	2390.000	30.915	19.281	50.196	74.00	54.00	Pass
05 (Average)	2400.000	30.912	23.806	54.718	74.00	54.00	Pass
05 (Average)	2438.600	31.130	59.054	90.184	--	--	Pass

Figure Channel 05: Vertical (Peak)

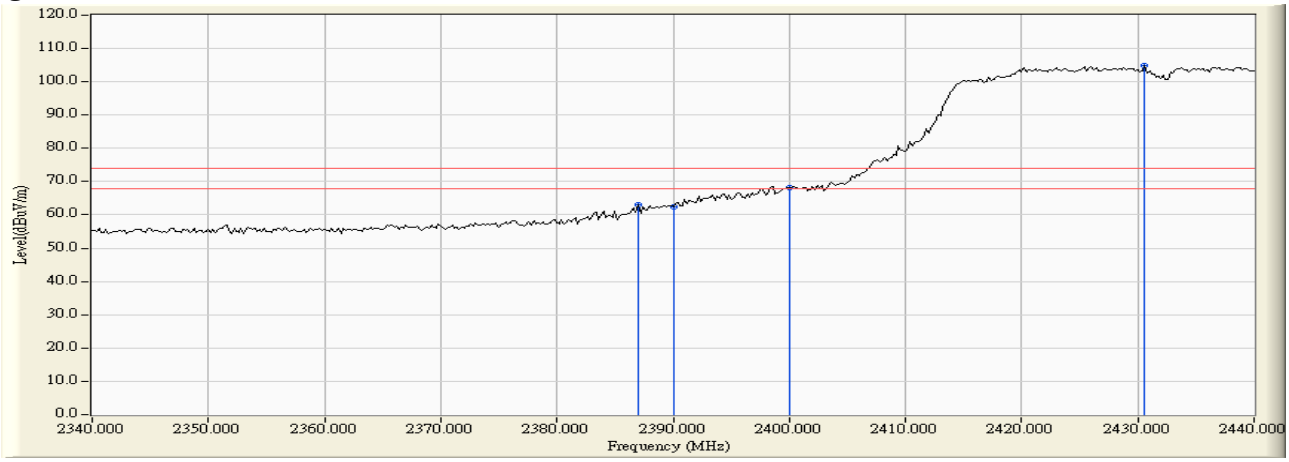

Figure Channel 05: Vertical (Average)

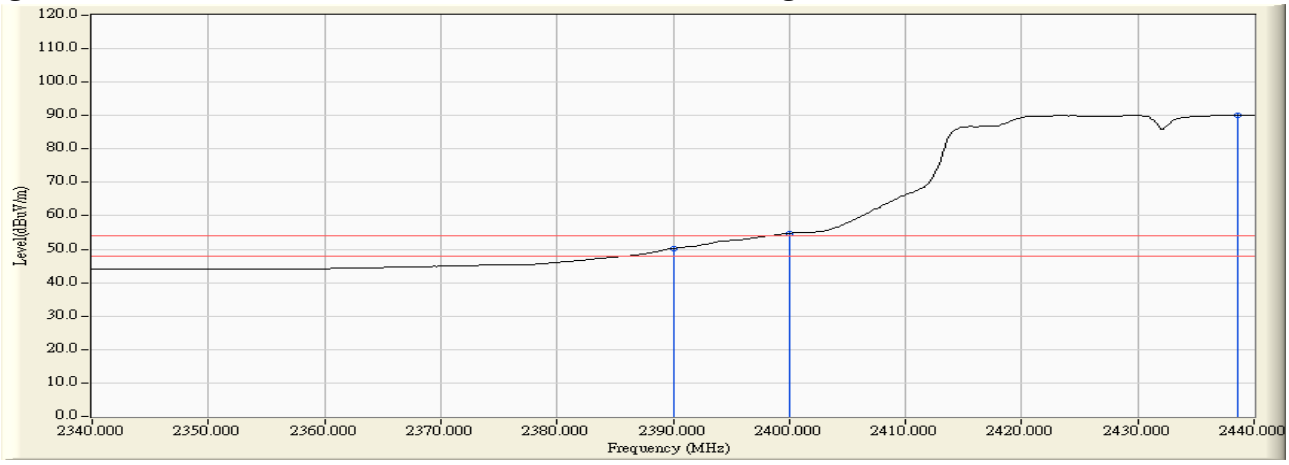

Note:

1. All readings above 1GHz are performed with peak and/or average measurements as necessary.
2. Peak measurements: RBW = 1MHz, VBW = 3 MHz, Sweep: Auto.
3. Average measurements: RBW = 1MHz, VBW = 10 Hz, Sweep: Auto.
4. “ * ”, means this data is the worst emission level.
5. Measurement Level = Reading Level + Correct Factor.
6. The average measurement was not performed when the peak measured data under the limit of average detection.

Product : Intel® Dual Band Wireless-AC 8260
Test Item : Band Edge
Test Site : No.3 OATS
Test Mode : Mode 3 MIMO: Transmit - 802.11n-40BW_30Mbps(2.4G Band)

RF Radiated Measurement (Horizontal):

Channel No.	Frequency (MHz)	Correct Factor (dB)	Reading Level (dBuV)	Emission Level (dBuV/m)	Peak Limit (dBuV/m)	Arerage Limit (dBuV/m)	Result
09 (Peak)	2445.100	31.891	78.766	110.657	--	--	Pass
09 (Peak)	2483.500	32.182	36.773	68.955	74.00	54.00	Pass
09 (Peak)	2484.300	32.187	37.644	69.832	74.00	54.00	Pass
09 (Average)	2458.900	31.997	62.899	94.895	--	--	Pass
09 (Average)	2483.500	32.182	21.716	53.898	74.00	54.00	Pass

Figure Channel 09: Horizontal (Peak)

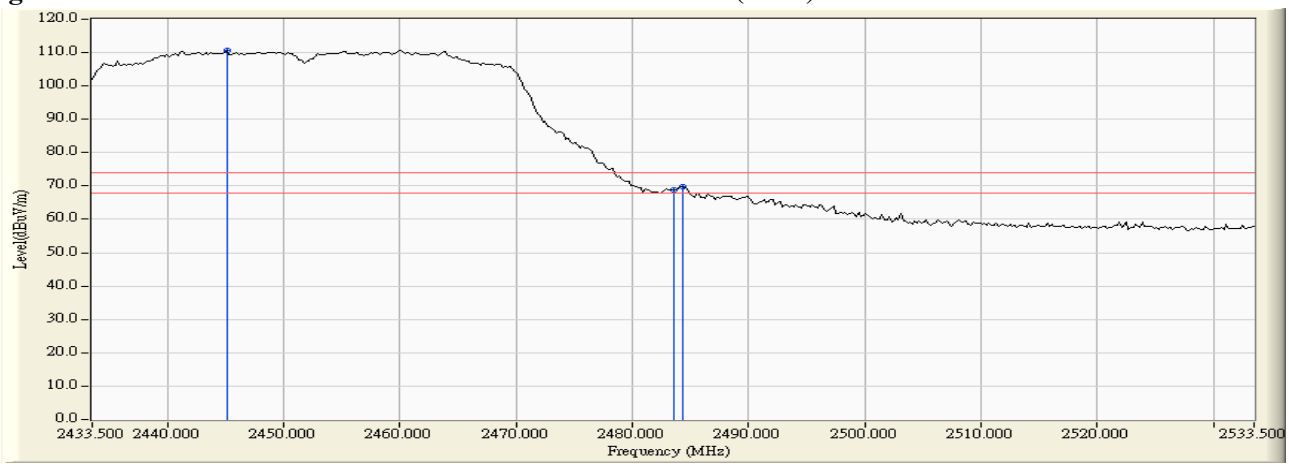

Figure Channel 09: Horizontal (Average)

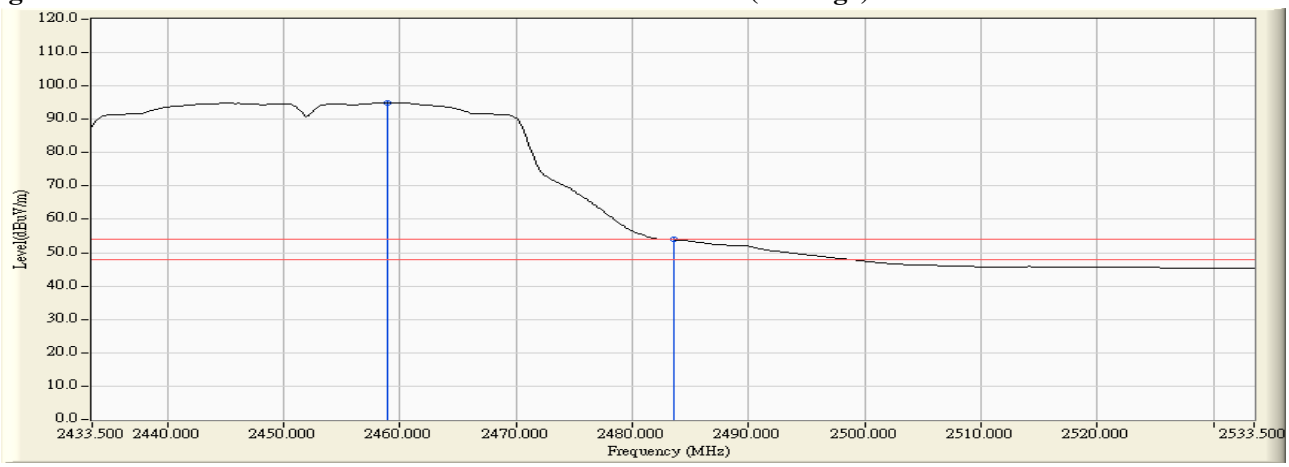

Note:

1. All readings above 1GHz are performed with peak and/or average measurements as necessary.
2. Peak measurements: RBW = 1MHz, VBW = 3 MHz, Sweep: Auto.
3. Average measurements: RBW = 1MHz, VBW = 10 Hz, Sweep: Auto.
4. “ * ”, means this data is the worst emission level.
5. Measurement Level = Reading Level + Correct Factor.
6. The average measurement was not performed when the peak measured data under the limit of average detection.

Product : Intel® Dual Band Wireless-AC 8260
Test Item : Band Edge
Test Site : No.3 OATS
Test Mode : Mode 3 MIMO: Transmit - 802.11n-40BW_30Mbps(2.4G Band)

RF Radiated Measurement (Vertical):

Channel No.	Frequency (MHz)	Correct Factor (dB)	Reading Level (dBuV)	Emission Level (dBuV/m)	Peak Limit (dBuV/m)	Arerage Limit (dBuV/m)	Result
09 (Peak)	2458.900	31.270	71.454	102.723	--	--	Pass
09 (Peak)	2483.500	31.435	29.469	60.904	74.00	54.00	Pass
09 (Peak)	2484.300	31.440	30.852	62.293	74.00	54.00	Pass
09 (Average)	2458.100	31.263	57.314	88.578	--	--	Pass
09 (Average)	2483.500	31.435	17.765	49.200	74.00	54.00	Pass

Figure Channel 09: Vertical (Peak)

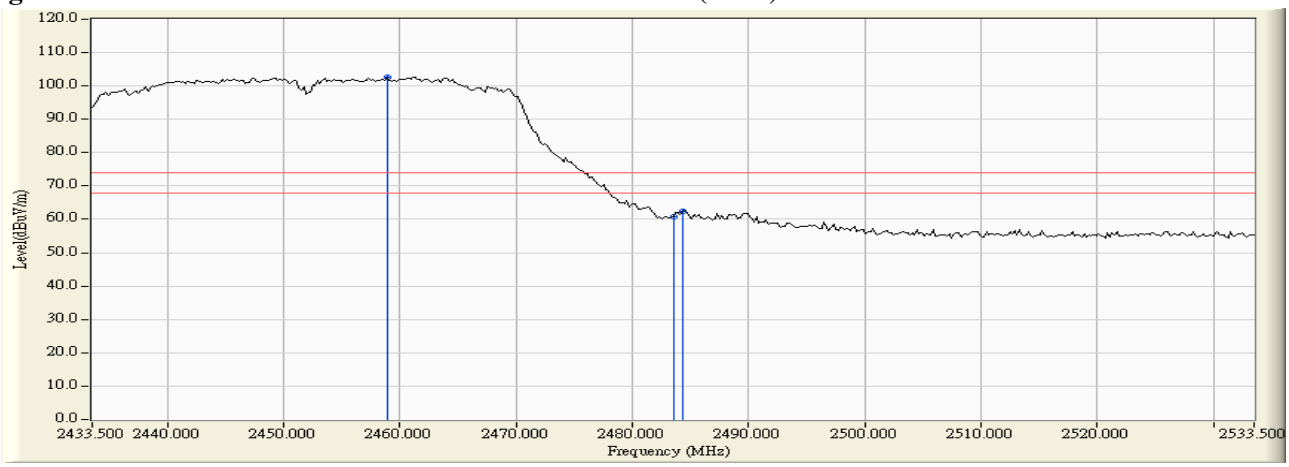

Figure Channel 09: Vertical (Average)

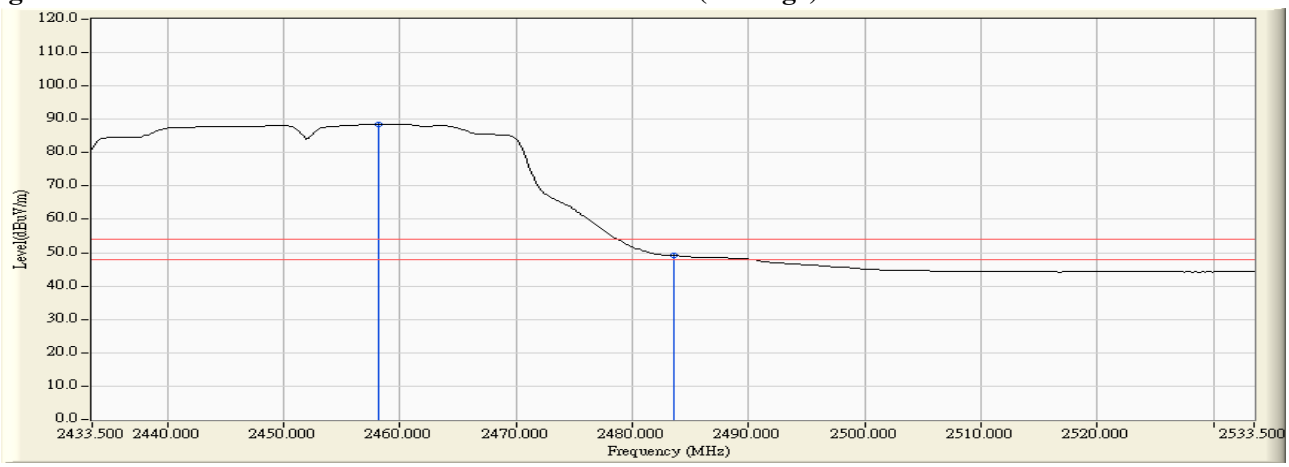

Note:

1. All readings above 1GHz are performed with peak and/or average measurements as necessary.
2. Peak measurements: RBW = 1MHz, VBW = 3 MHz, Sweep: Auto.
3. Average measurements: RBW = 1MHz, VBW = 10 Hz, Sweep: Auto.
4. “ * ”, means this data is the worst emission level.
5. Measurement Level = Reading Level + Correct Factor.
6. The average measurement was not performed when the peak measured data under the limit of average detection.

Product : Intel® Dual Band Wireless-AC 8260
Test Item : Band Edge
Test Site : No.3 OATS
Test Mode : Mode 3 MIMO: Transmit - 802.11n-40BW_30Mbps(2.4G Band)

RF Radiated Measurement (Horizontal):

Channel No.	Frequency (MHz)	Correct Factor (dB)	Reading Level (dBuV)	Emission Level (dBuV/m)	Peak Limit (dBuV/m)	Arerage Limit (dBuV/m)	Result
10 (Peak)	2450.100	31.928	72.811	104.740	--	--	Pass
10 (Peak)	2483.500	32.182	32.646	64.828	74.00	54.00	Pass
10 (Average)	2450.300	31.931	59.669	91.600	--	--	Pass
10 (Average)	2483.500	32.182	20.668	52.850	74.00	54.00	Pass

Figure Channel 10: **Horizontal (Peak)**

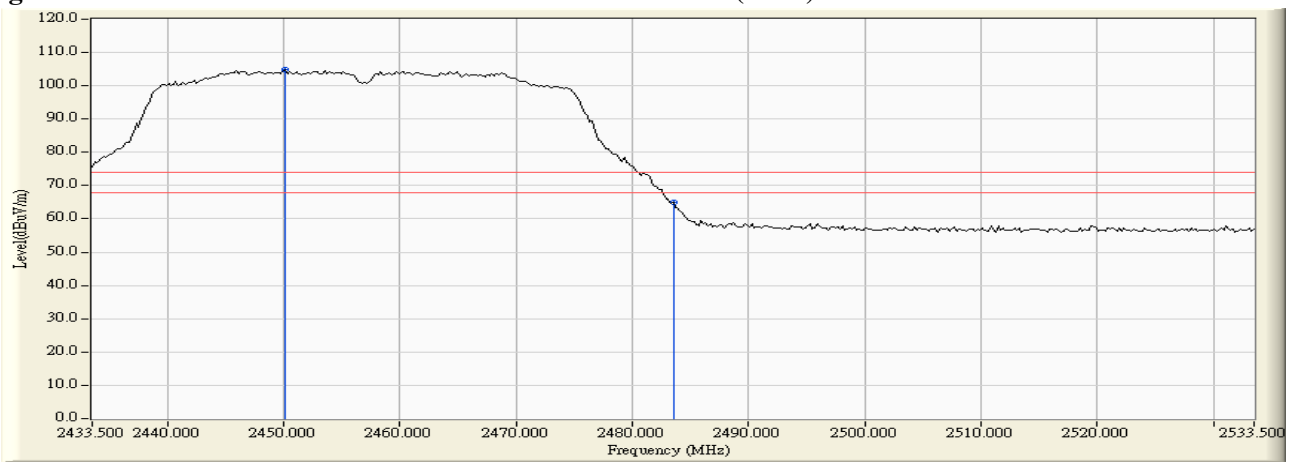

Figure Channel 10: **Horizontal (Average)**

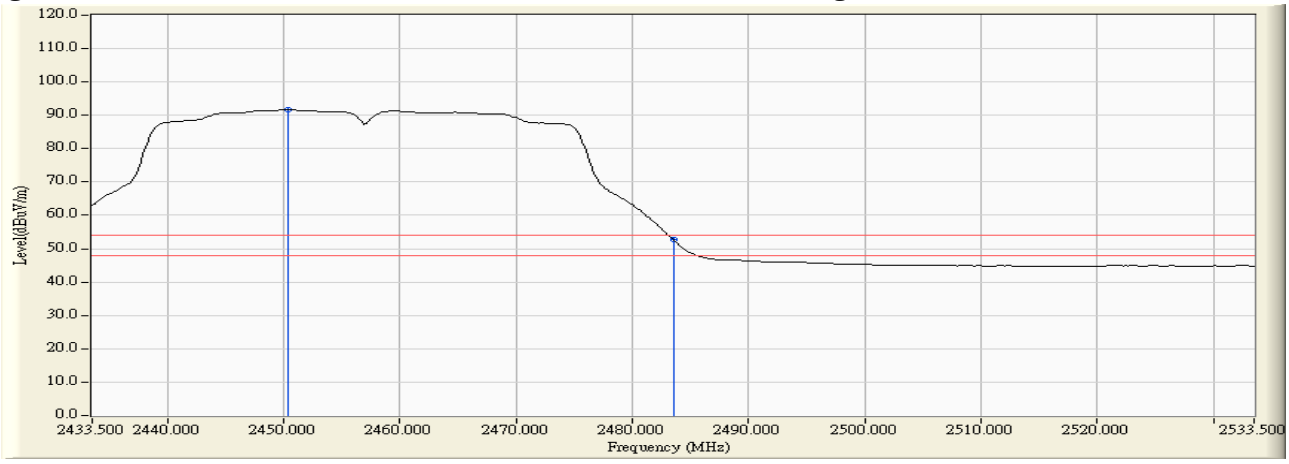

Note:

1. All readings above 1GHz are performed with peak and/or average measurements as necessary.
2. Peak measurements: RBW = 1MHz, VBW = 3 MHz, Sweep: Auto.
3. Average measurements: RBW = 1MHz, VBW = 10 Hz, Sweep: Auto.
4. “ * ”, means this data is the worst emission level.
5. Measurement Level = Reading Level + Correct Factor.
6. The average measurement was not performed when the peak measured data under the limit of average detection.

Product : Intel® Dual Band Wireless-AC 8260
Test Item : Band Edge
Test Site : No.3 OATS
Test Mode : Mode 3 MIMO: Transmit - 802.11n-40BW_30Mbps(2.4G Band)

RF Radiated Measurement (Vertical):

Channel No.	Frequency (MHz)	Correct Factor (dB)	Reading Level (dBuV)	Emission Level (dBuV/m)	Peak Limit (dBuV/m)	Arerage Limit (dBuV/m)	Result
10 (Peak)	2446.100	31.181	67.636	98.817	--	--	Pass
10 (Peak)	2483.500	31.435	29.098	60.533	74.00	54.00	Pass
10 (Average)	2454.500	31.238	53.594	84.833	--	--	Pass
10 (Average)	2483.500	31.435	16.885	48.320	74.00	54.00	Pass

Figure Channel 10: **Vertical (Peak)**

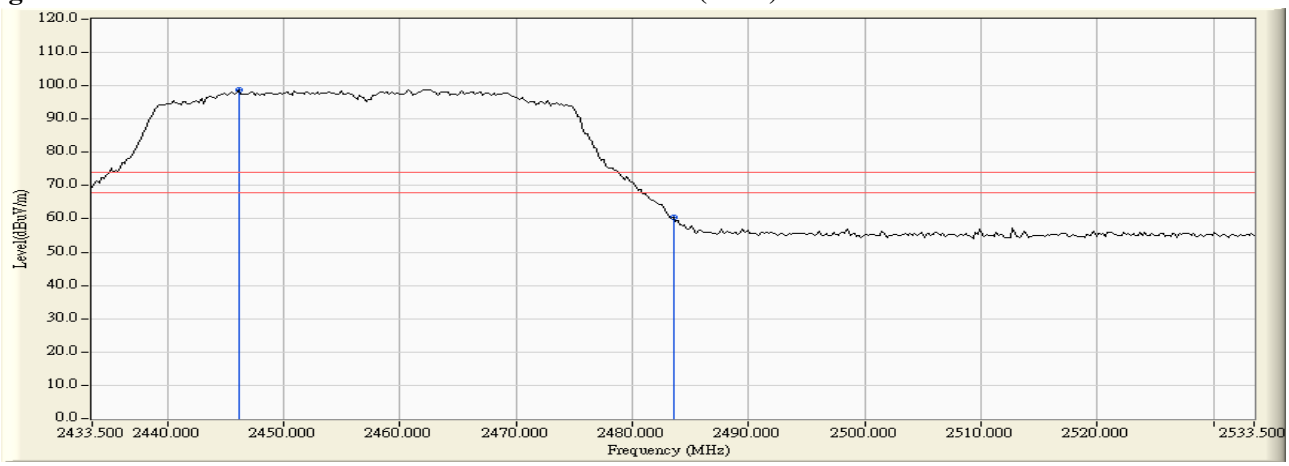

Figure Channel 10: **Vertical (Average)**

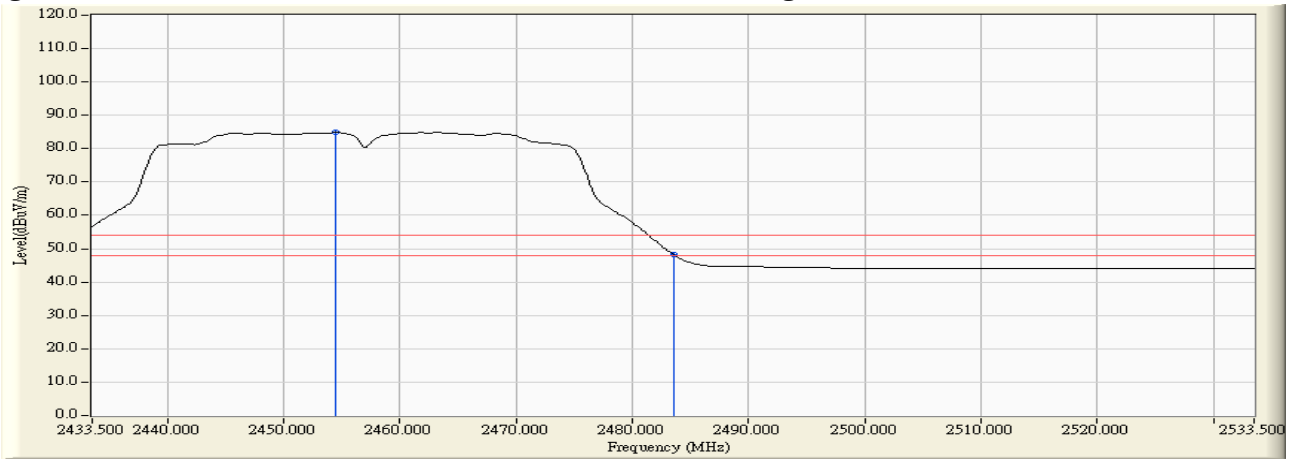

Note:

1. All readings above 1GHz are performed with peak and/or average measurements as necessary.
2. Peak measurements: RBW = 1MHz, VBW = 3 MHz, Sweep: Auto.
3. Average measurements: RBW = 1MHz, VBW = 10 Hz, Sweep: Auto.
4. “ * ”, means this data is the worst emission level.
5. Measurement Level = Reading Level + Correct Factor.
6. The average measurement was not performed when the peak measured data under the limit of average detection.

Product : Intel® Dual Band Wireless-AC 8260
Test Item : Band Edge
Test Site : No.3 OATS
Test Mode : Mode 3 MIMO: Transmit - 802.11n-20BW_14.4Mbps(5G Band)

Chaia A

Test Frequency (MHz)	Measurement Level Δ (dB)	Limit Δ (dB)	Result
5745	46.20	>20	PASS

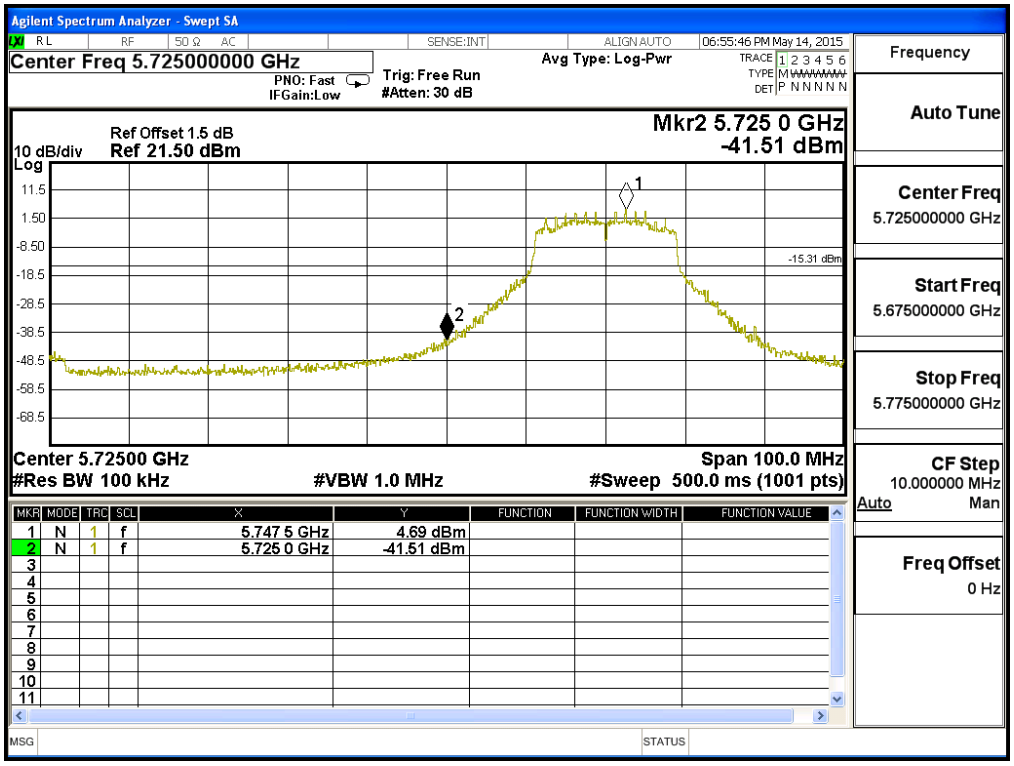

Product : Intel® Dual Band Wireless-AC 8260
Test Item : Band Edge
Test Site : No.3 OATS
Test Mode : Mode 3 MIMO: Transmit - 802.11n-20BW_14.4Mbps(5G Band)

Chaia A

Test Frequency (MHz)	Measurement Level Δ (dB)	Limit Δ (dB)	Result
5825	52.94	>20	PASS

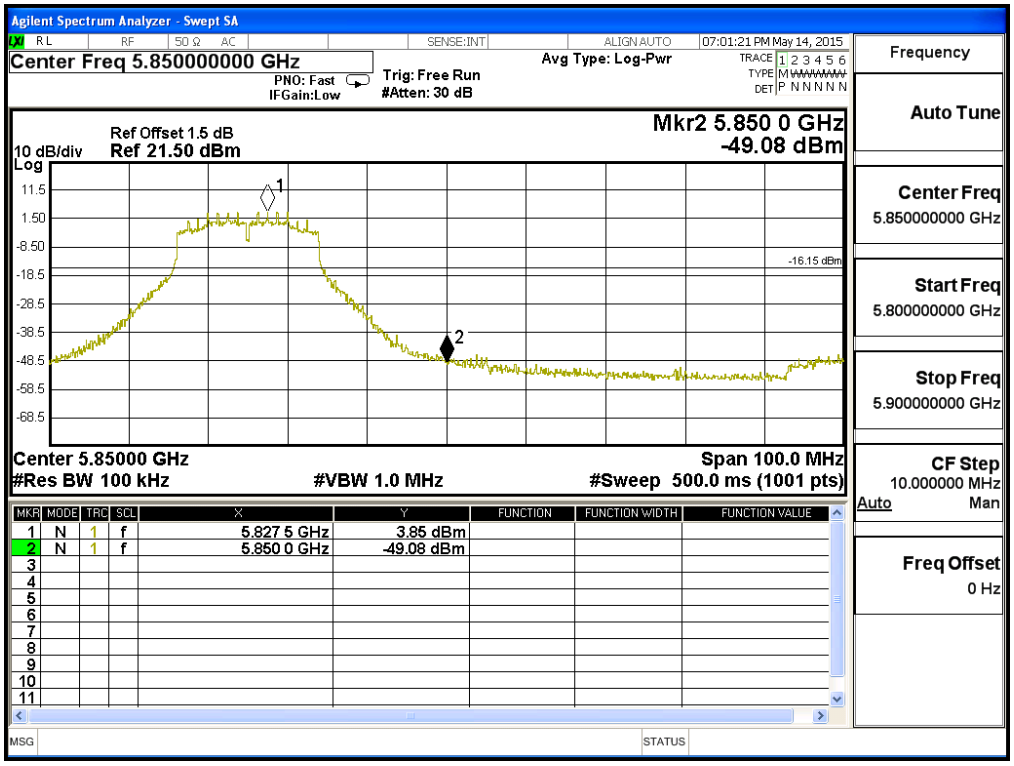

Product : Intel® Dual Band Wireless-AC 8260
Test Item : Band Edge
Test Site : No.3 OATS
Test Mode : Mode 3 MIMO: Transmit - 802.11n-20BW_14.4Mbps(5G Band)

Chaia B

Test Frequency (MHz)	Measurement Level Δ (dB)	Limit Δ (dB)	Result
5745	45.64	>20	PASS

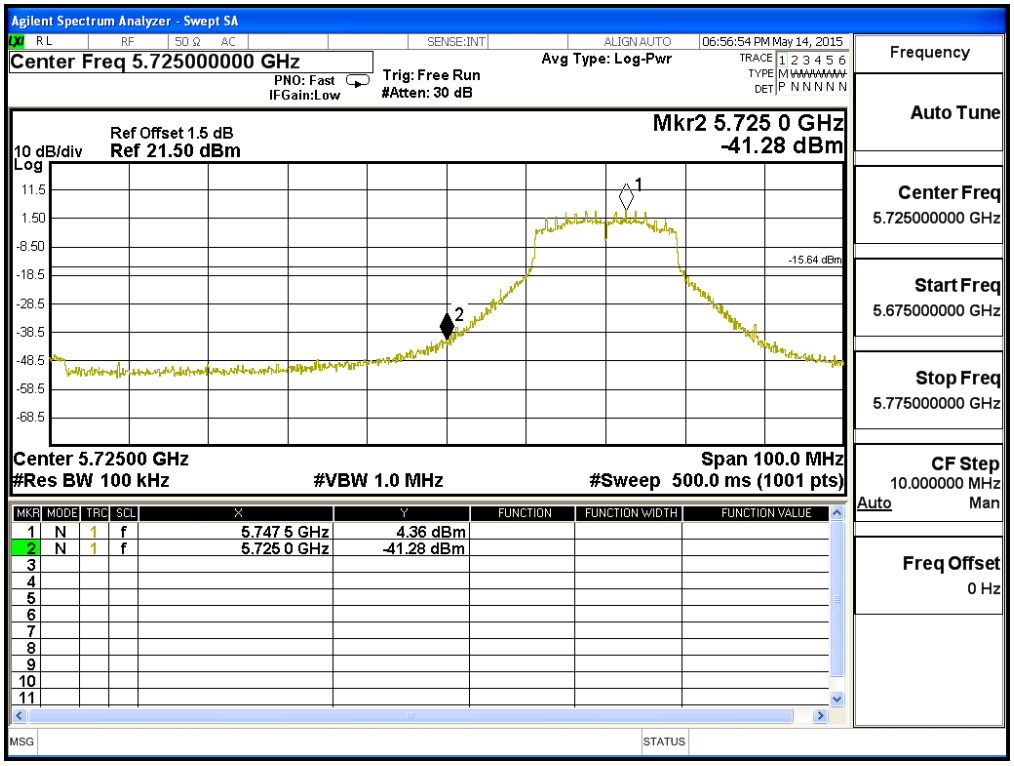

Product : Intel® Dual Band Wireless-AC 8260
Test Item : Band Edge
Test Site : No.3 OATS
Test Mode : Mode 3 MIMO: Transmit - 802.11n-20BW_14.4Mbps(5G Band)

Chaia B

Test Frequency (MHz)	Measurement Level Δ (dB)	Limit Δ (dB)	Result
5825	53.30	>20	PASS

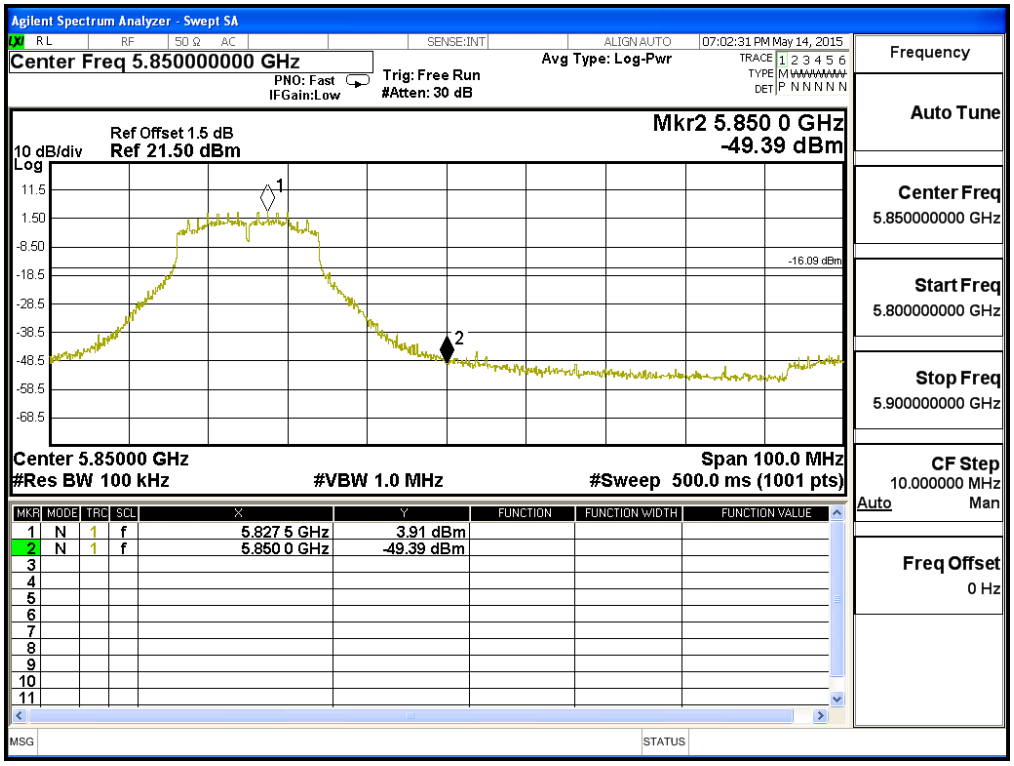

Product : Intel® Dual Band Wireless-AC 8260
Test Item : Band Edge
Test Site : No.3 OATS
Test Mode : Mode 3 MIMO: Transmit - 802.11n-40BW_30Mbps(5G Band)

Chaia A

Test Frequency (MHz)	Measurement Level Δ (dB)	Limit Δ (dB)	Result
5755	40.70	>20	PASS

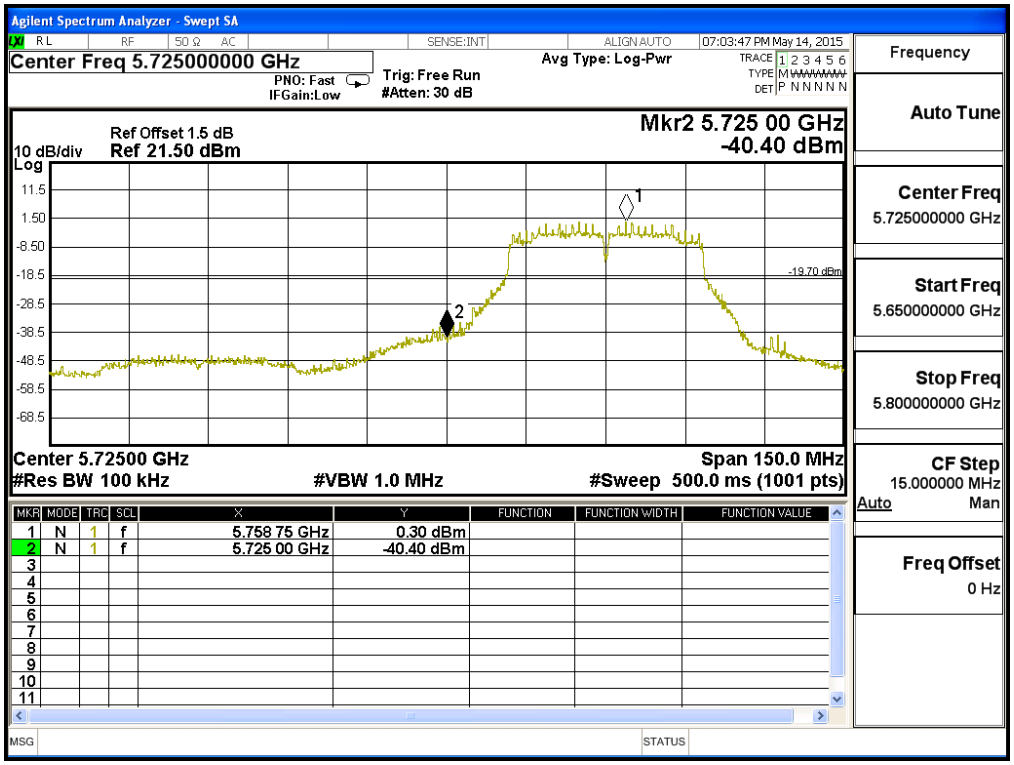

Product : Intel® Dual Band Wireless-AC 8260
Test Item : Band Edge
Test Site : No.3 OATS
Test Mode : Mode 3 MIMO: Transmit - 802.11n-40BW_30Mbps(5G Band)

Chaia A

Test Frequency (MHz)	Measurement Level Δ (dB)	Limit Δ (dB)	Result
5795	41.67	>20	PASS

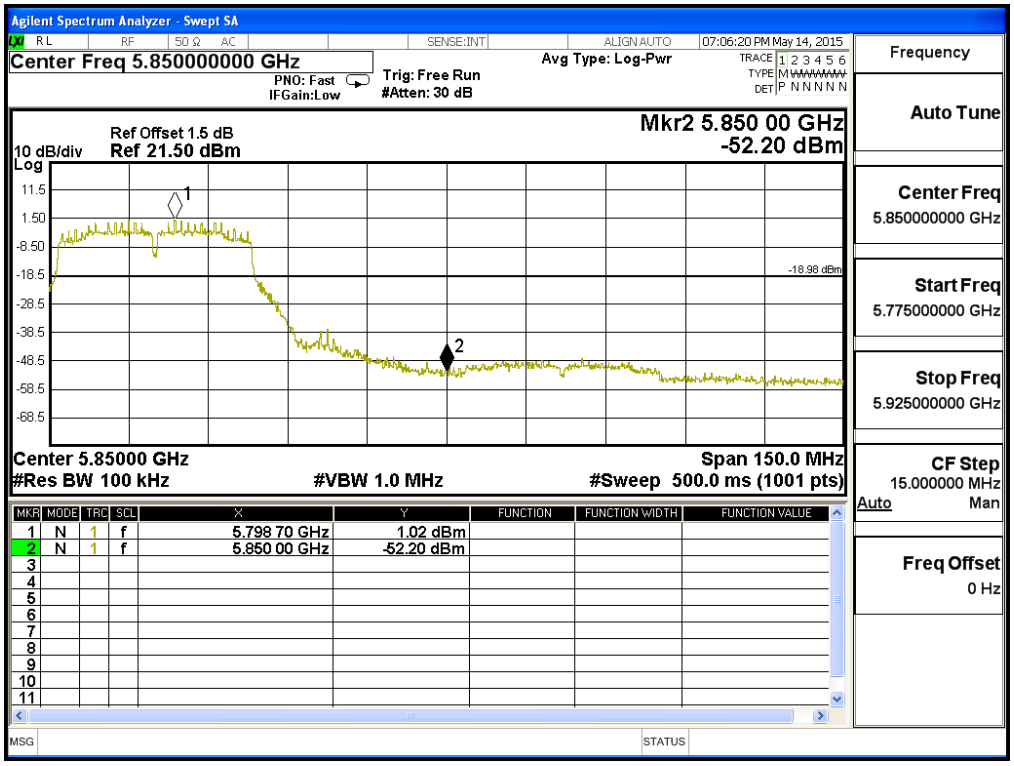

Product : Intel® Dual Band Wireless-AC 8260
Test Item : Band Edge
Test Site : No.3 OATS
Test Mode : Mode 3 MIMO: Transmit - 802.11n-40BW_30Mbps(5G Band)

Chaia B

Test Frequency (MHz)	Measurement Level Δ (dB)	Limit Δ (dB)	Result
5755	53.22	>20	PASS

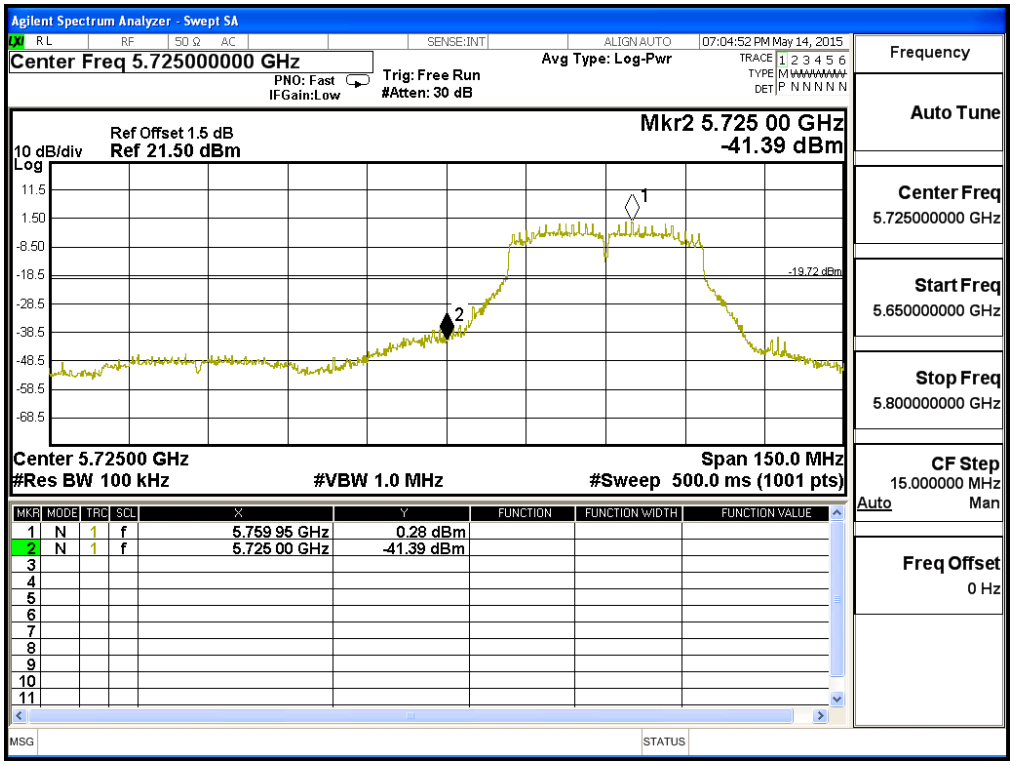

Product : Intel® Dual Band Wireless-AC 8260
Test Item : Band Edge
Test Site : No.3 OATS
Test Mode : Mode 3 MIMO: Transmit - 802.11n-40BW_30Mbps(5G Band)

Chaia B

Test Frequency (MHz)	Measurement Level Δ (dB)	Limit Δ (dB)	Result
5795	52.43	>20	PASS

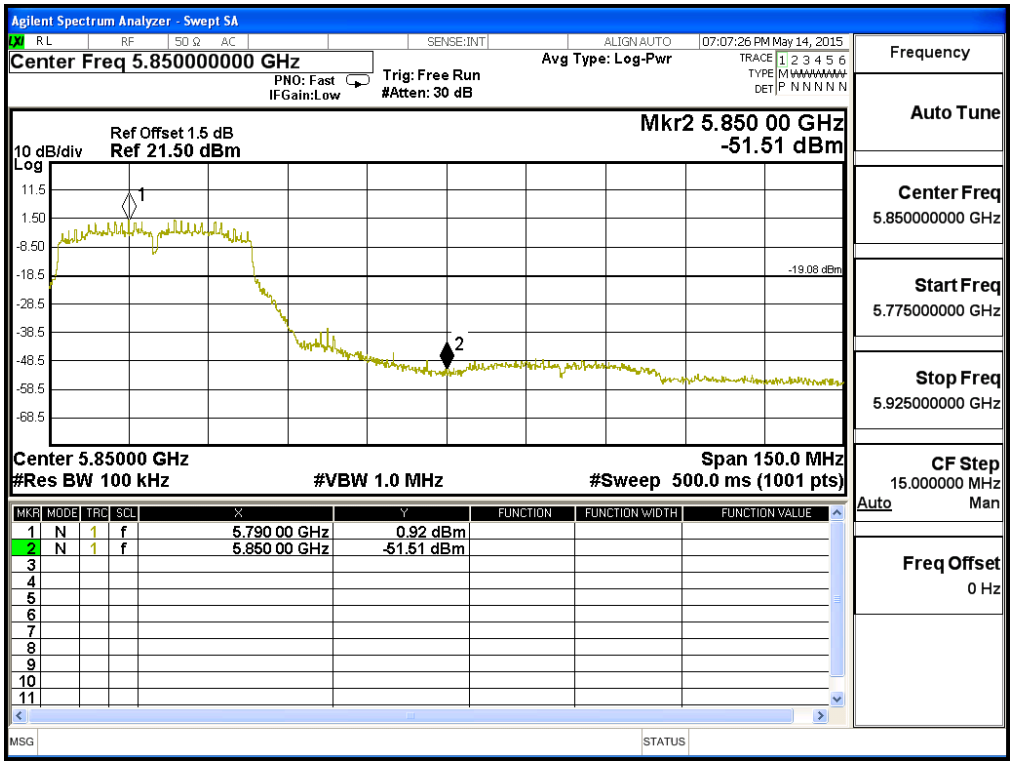

Product : Intel® Dual Band Wireless-AC 8260
Test Item : Band Edge
Test Site : No.3 OATS
Test Mode : Mode 3 MIMO: Transmit - 802.11ac-80BW_65Mbps(5G Band)

Chaia A

Test Frequency (MHz)	Measurement Level Δ (dB)	Limit Δ (dB)	Result
5775	36.83	>30	PASS

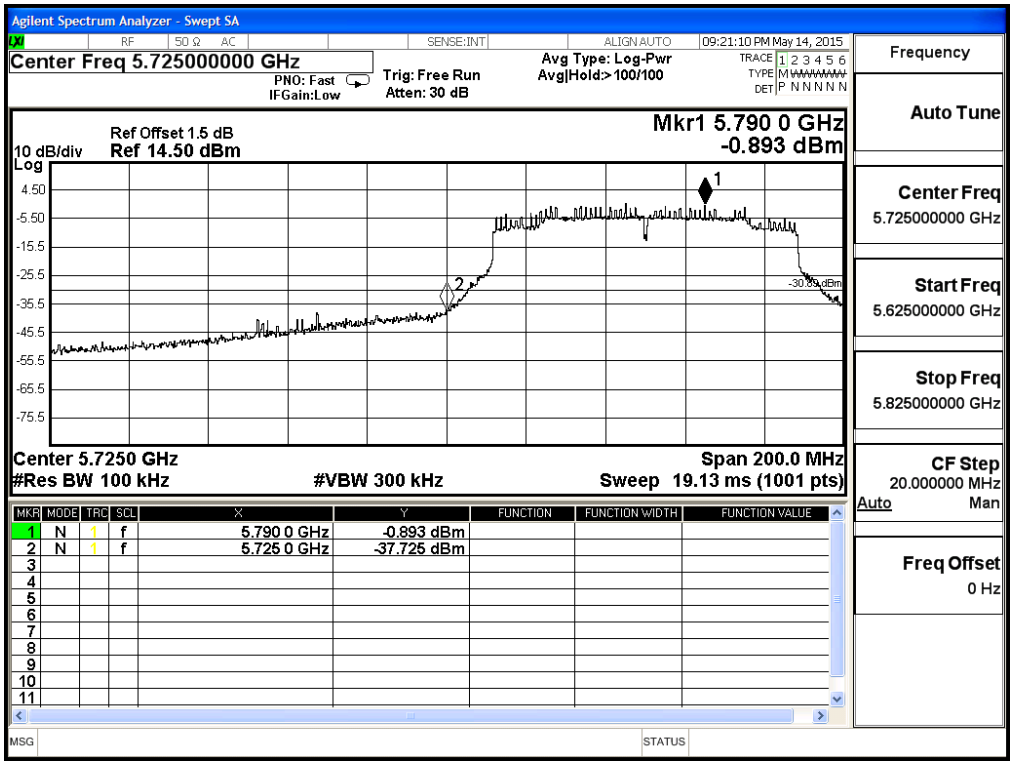

Product : Intel® Dual Band Wireless-AC 8260
Test Item : Band Edge
Test Site : No.3 OATS
Test Mode : Mode 3 MIMO: Transmit - 802.11ac-80BW_65Mbps(5G Band)

Chaia B

Test Frequency (MHz)	Measurement Level Δ (dB)	Limit Δ (dB)	Result
5775	37.67	>30	PASS

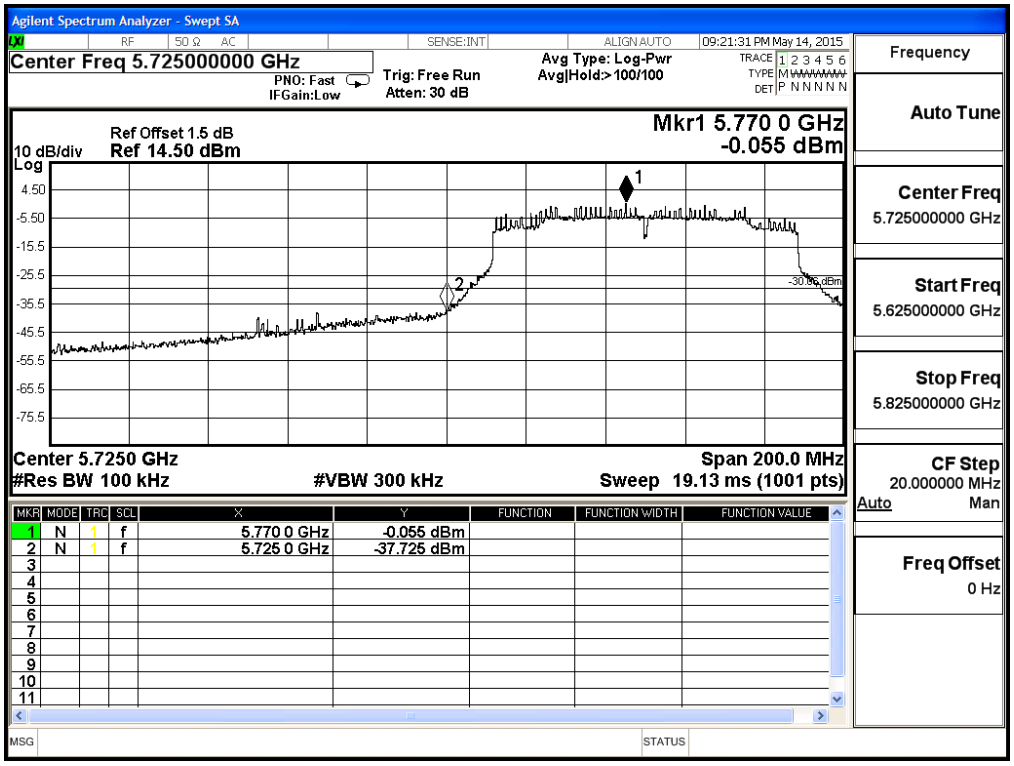

Product : Intel® Dual Band Wireless-AC 8260
Test Item : Band Edge
Test Site : No.3 OATS
Test Mode : Mode 4 Beamforming: Transmit - 802.11n-20BW_14.4Mbps(2.4G Band)

RF Radiated Measurement (Horizontal):

Channel No.	Frequency (MHz)	Correct Factor (dB)	Reading Level (dBuV)	Emission Level (dBuV/m)	Peak Limit (dBuV/m)	Arerage Limit (dBuV/m)	Result
01 (Peak)	2390.000	31.509	40.384	71.893	74.00	54.00	Pass
01 (Peak)	2400.000	31.561	58.357	89.918	74.00	54.00	Pass
01 (Peak)	2410.400	31.627	80.929	112.556	--	--	Pass
01 (Average)	2390.000	31.509	22.033	53.542	74.00	54.00	Pass
01 (Average)	2400.000	31.561	38.569	70.130	74.00	54.00	Pass
01 (Average)	2415.200	31.662	69.681	101.344	--	--	Pass

Figure Channel 01: Horizontal (Peak)

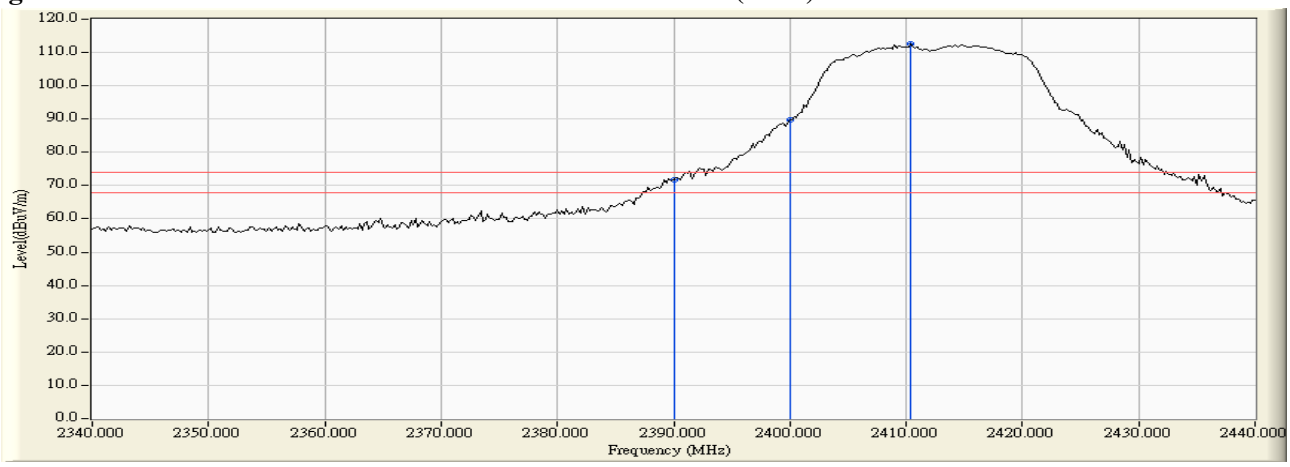

Figure Channel 01: Horizontal (Average)

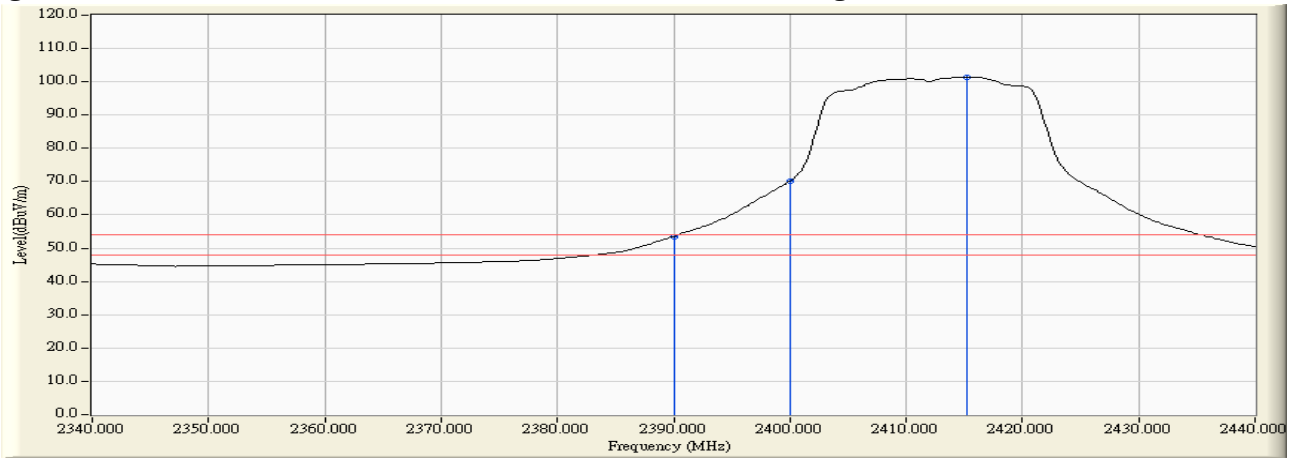

Note:

1. All readings above 1GHz are performed with peak and/or average measurements as necessary.
2. Peak measurements: RBW = 1MHz, VBW = 3 MHz, Sweep: Auto.
3. Average measurements: RBW = 1MHz, VBW = 10 Hz, Sweep: Auto.
4. “ * ”, means this data is the worst emission level.
5. Measurement Level = Reading Level + Correct Factor.
6. The average measurement was not performed when the peak measured data under the limit of average detection.

Product : Intel® Dual Band Wireless-AC 8260
Test Item : Band Edge
Test Site : No.3 OATS
Test Mode : Mode 4 Beamforming: Transmit - 802.11n-20BW_14.4Mbps(2.4G Band)

RF Radiated Measurement (Vertical):

Channel No.	Frequency (MHz)	Correct Factor (dB)	Reading Level (dBuV)	Emission Level (dBuV/m)	Peak Limit (dBuV/m)	Arerage Limit (dBuV/m)	Result
01 (Peak)	2387.800	30.925	35.626	66.551	74.00	54.00	Pass
01 (Peak)	2390.000	30.915	35.070	65.985	74.00	54.00	Pass
01 (Peak)	2400.000	30.912	53.308	84.220	74.00	54.00	Pass
01 (Peak)	2414.400	30.966	76.978	107.944	--	--	Pass
01 (Average)	2390.000	30.915	19.314	50.229	74.00	54.00	Pass
01 (Average)	2400.000	30.912	35.391	66.303	74.00	54.00	Pass
01 (Average)	2415.200	30.971	66.086	97.057	--	--	Pass

Figure Channel 01: **Vertical (Peak)**

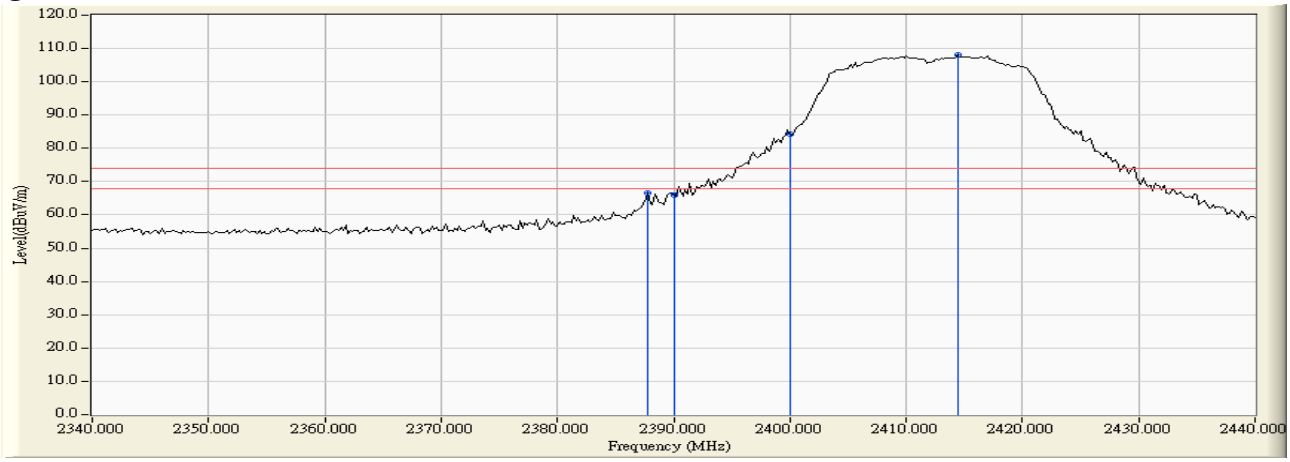

Figure Channel 01: **Vertical (Average)**

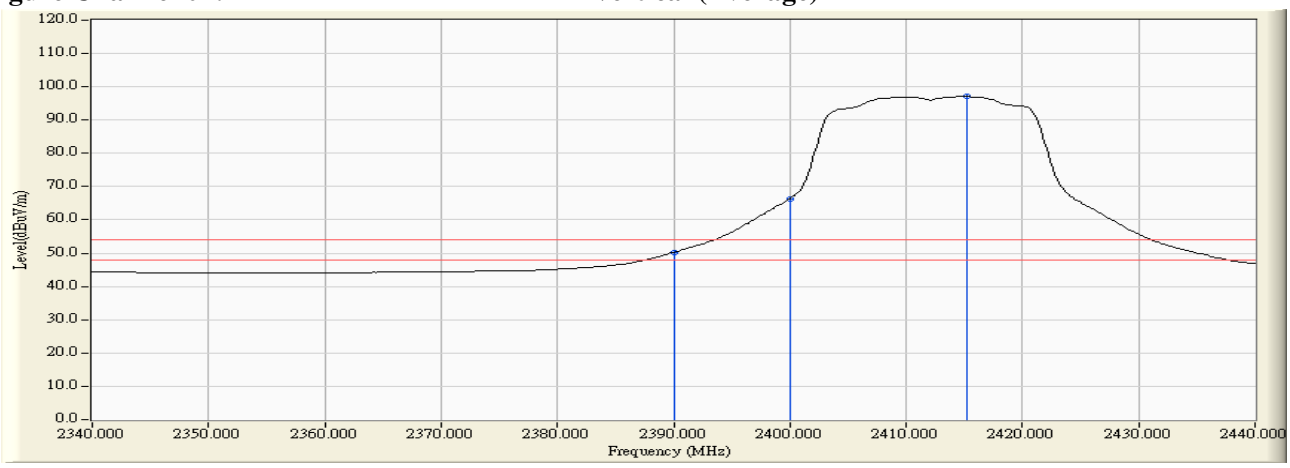

Note:

1. All readings above 1GHz are performed with peak and/or average measurements as necessary.
2. Peak measurements: RBW = 1MHz, VBW = 3 MHz, Sweep: Auto.
3. Average measurements: RBW = 1MHz, VBW = 10 Hz, Sweep: Auto.
4. “ * ”, means this data is the worst emission level.
5. Measurement Level = Reading Level + Correct Factor.
6. The average measurement was not performed when the peak measured data under the limit of average detection.

Product : Intel® Dual Band Wireless-AC 8260
Test Item : Band Edge
Test Site : No.3 OATS
Test Mode : Mode 4 Beamforming: Transmit - 802.11n-20BW_14.4Mbps(2.4G Band)

RF Radiated Measurement (Horizontal):

Channel No.	Frequency (MHz)	Correct Factor (dB)	Reading Level (dBuV)	Emission Level (dBuV/m)	Peak Limit (dBuV/m)	Arerage Limit (dBuV/m)	Result
02 (Peak)	2389.400	31.507	38.979	70.486	74.00	54.00	Pass
02 (Peak)	2390.000	31.509	37.207	68.716	74.00	54.00	Pass
02 (Peak)	2400.000	31.561	55.950	87.511	74.00	54.00	Pass
02 (Peak)	2414.000	31.654	85.531	117.184	--	--	Pass
02 (Average)	2390.000	31.509	21.778	53.287	74.00	54.00	Pass
02 (Average)	2400.000	31.561	39.014	70.575	74.00	54.00	Pass
02 (Average)	2419.800	31.698	74.120	105.818	--	--	Pass

Figure Channel 02: Horizontal (Peak)

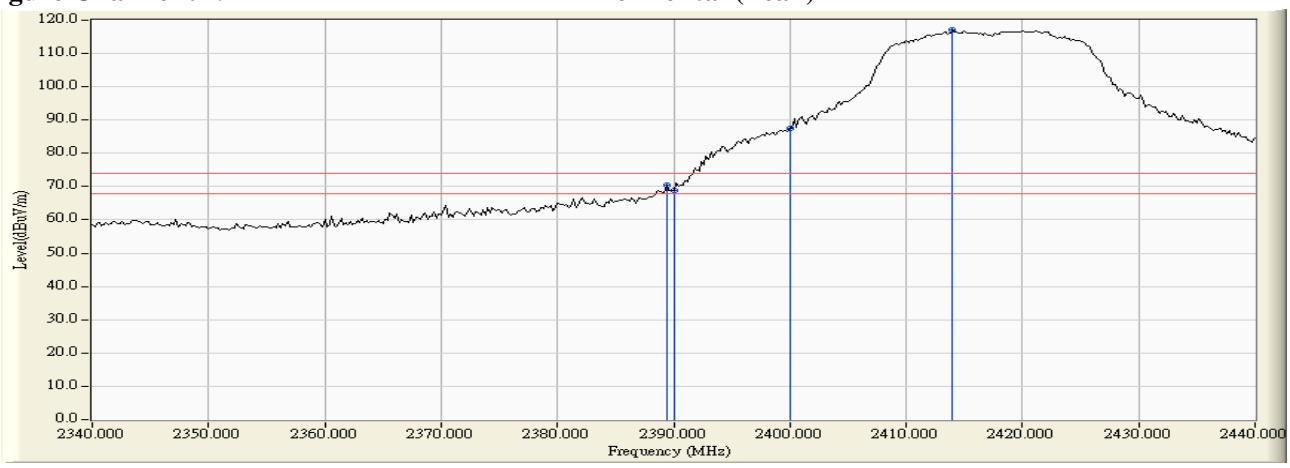

Figure Channel 02: Horizontal (Average)

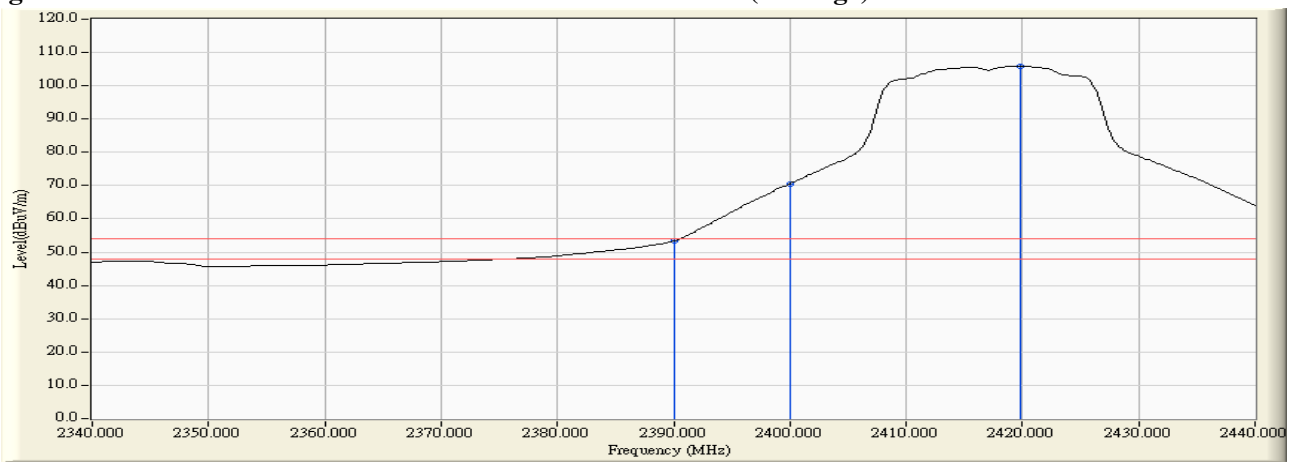

Note:

1. All readings above 1GHz are performed with peak and/or average measurements as necessary.
2. Peak measurements: RBW = 1MHz, VBW = 3 MHz, Sweep: Auto.
3. Average measurements: RBW = 1MHz, VBW = 10 Hz, Sweep: Auto.
4. “ * ”, means this data is the worst emission level.
5. Measurement Level = Reading Level + Correct Factor.
6. The average measurement was not performed when the peak measured data under the limit of average detection.

Product : Intel® Dual Band Wireless-AC 8260
Test Item : Band Edge
Test Site : No.3 OATS
Test Mode : Mode 4 Beamforming: Transmit - 802.11n-20BW_14.4Mbps(2.4G Band)

RF Radiated Measurement (Vertical):

Channel No.	Frequency (MHz)	Correct Factor (dB)	Reading Level (dBuV)	Emission Level (dBuV/m)	Peak Limit (dBuV/m)	Arerage Limit (dBuV/m)	Result
02 (Peak)	2390.000	30.915	33.501	64.416	74.00	54.00	Pass
02 (Peak)	2400.000	30.912	53.037	83.949	74.00	54.00	Pass
02 (Peak)	2419.200	30.998	79.934	110.932	--	--	Pass
02 (Average)	2390.000	30.915	17.559	48.474	74.00	54.00	Pass
02 (Average)	2400.000	30.912	34.410	65.322	74.00	54.00	Pass
02 (Average)	2419.400	30.999	69.304	100.304	--	--	Pass

Figure Channel 02: Vertical (Peak)

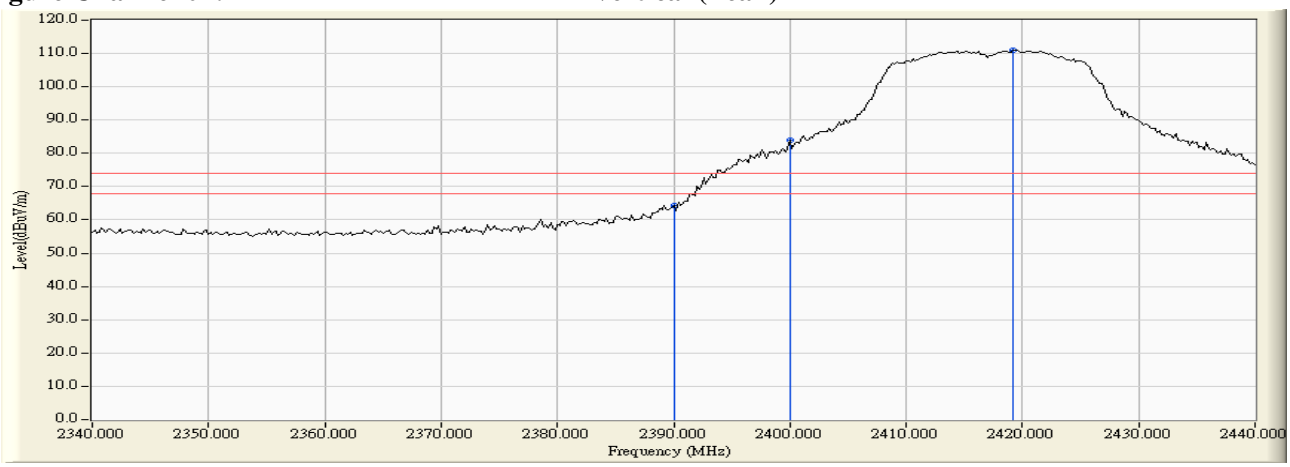

Figure Channel 02: Vertical (Average)

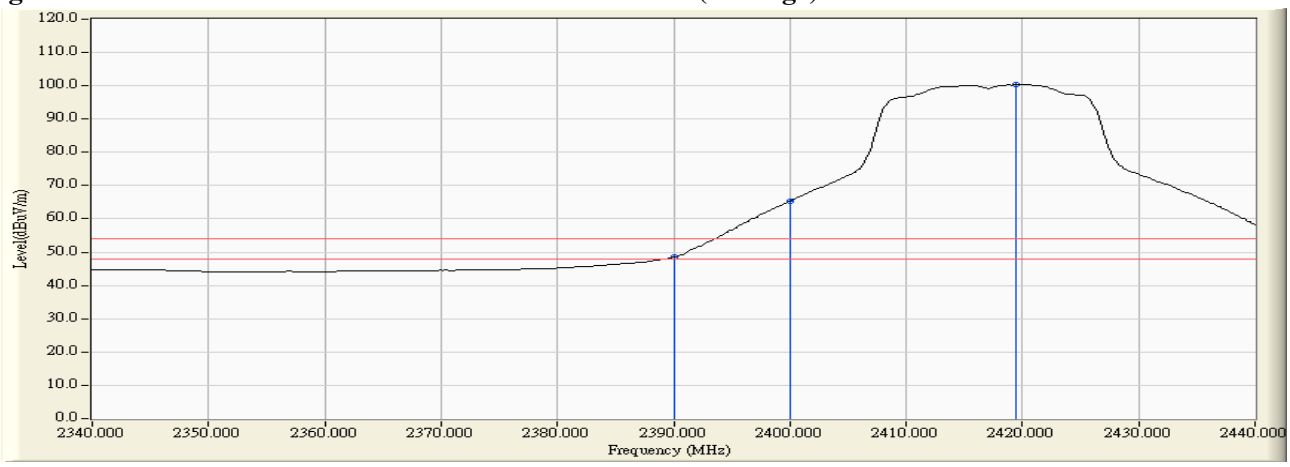

Note:

1. All readings above 1GHz are performed with peak and/or average measurements as necessary.
2. Peak measurements: RBW = 1MHz, VBW = 3 MHz, Sweep: Auto.
3. Average measurements: RBW = 1MHz, VBW = 10 Hz, Sweep: Auto.
4. “ * ”, means this data is the worst emission level.
5. Measurement Level = Reading Level + Correct Factor.
6. The average measurement was not performed when the peak measured data under the limit of average detection.

Product : Intel® Dual Band Wireless-AC 8260
Test Item : Band Edge
Test Site : No.3 OATS
Test Mode : Mode 4 Beamforming: Transmit - 802.11n-20BW_14.4Mbps(2.4G Band)

RF Radiated Measurement (Horizontal):

Channel No.	Frequency (MHz)	Correct Factor (dB)	Reading Level (dBuV)	Emission Level (dBuV/m)	Peak Limit (dBuV/m)	Arerage Limit (dBuV/m)	Result
10 (Peak)	2459.700	32.002	84.815	116.817	--	--	Pass
10 (Peak)	2483.500	32.182	34.237	66.419	74.00	54.00	Pass
10 (Peak)	2490.700	32.237	37.474	69.710	74.00	54.00	Pass
10 (Average)	2455.300	31.969	73.355	105.324	--	--	Pass
10 (Average)	2483.500	32.182	21.224	53.406	74.00	54.00	Pass

Figure Channel 10: Horizontal (Peak)

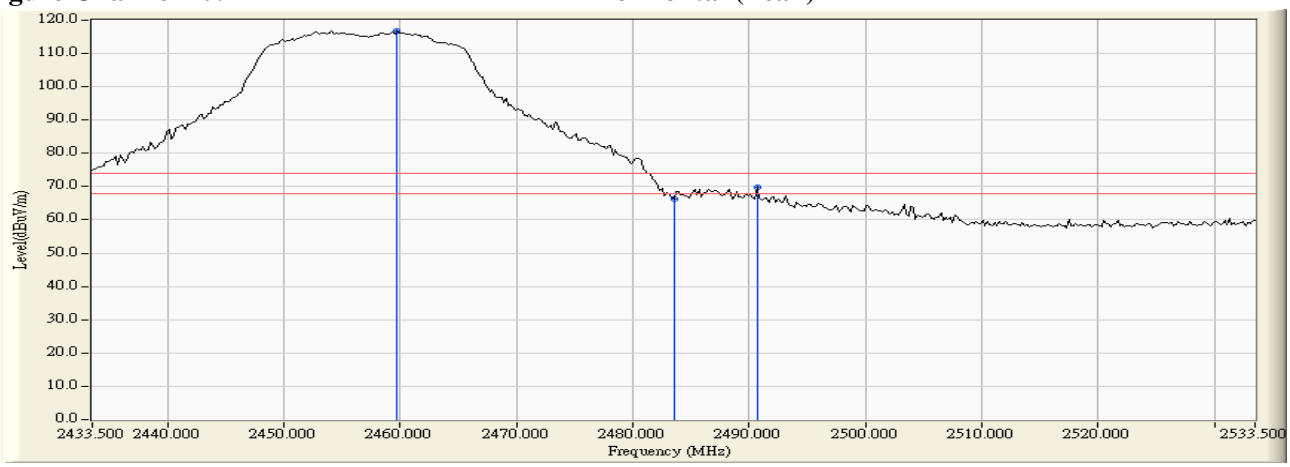

Figure Channel 10: Horizontal (Average)

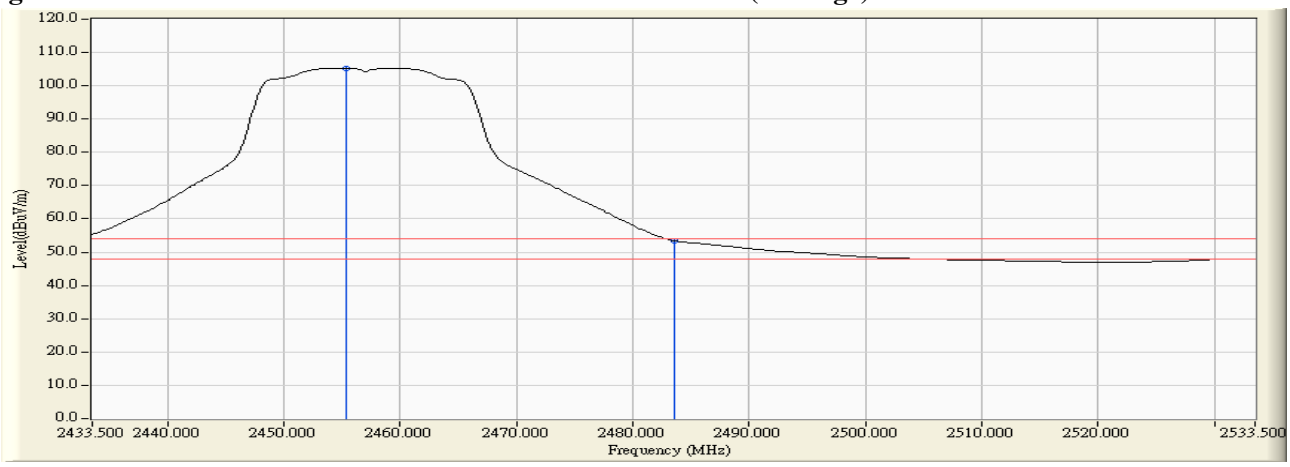

Note:

1. All readings above 1GHz are performed with peak and/or average measurements as necessary.
2. Peak measurements: RBW = 1MHz, VBW = 3 MHz, Sweep: Auto.
3. Average measurements: RBW = 1MHz, VBW = 10 Hz, Sweep: Auto.
4. “ * ”, means this data is the worst emission level.
5. Measurement Level = Reading Level + Correct Factor.
6. The average measurement was not performed when the peak measured data under the limit of average detection.

Product : Intel® Dual Band Wireless-AC 8260
Test Item : Band Edge
Test Site : No.3 OATS
Test Mode : Mode 4 Beamforming: Transmit - 802.11n-20BW_14.4Mbps(2.4G Band)

RF Radiated Measurement (Vertical):

Channel No.	Frequency (MHz)	Correct Factor (dB)	Reading Level (dBuV)	Emission Level (dBuV/m)	Peak Limit (dBuV/m)	Arerage Limit (dBuV/m)	Result
10 (Peak)	2453.900	31.235	77.169	108.404	--	--	Pass
10 (Peak)	2483.500	31.435	29.727	61.162	74.00	54.00	Pass
10 (Peak)	2490.100	31.480	26.862	58.342	74.00	54.00	Pass
10 (Average)	2453.900	31.235	66.670	97.905	--	--	Pass
10 (Average)	2483.500	31.435	17.891	49.326	74.00	54.00	Pass

Figure Channel 10: Vertical (Peak)

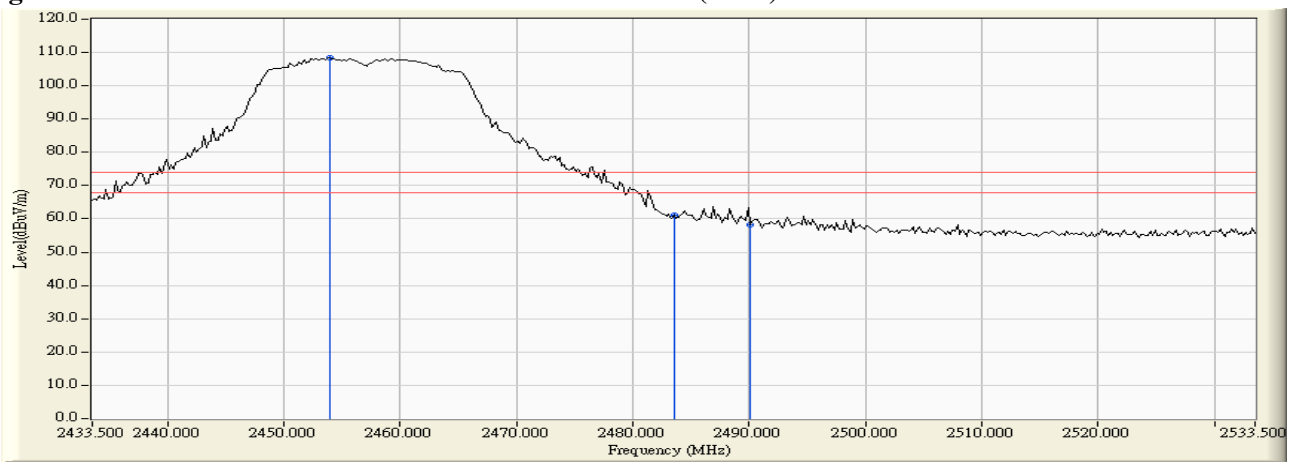

Figure Channel 10: Vertical (Average)

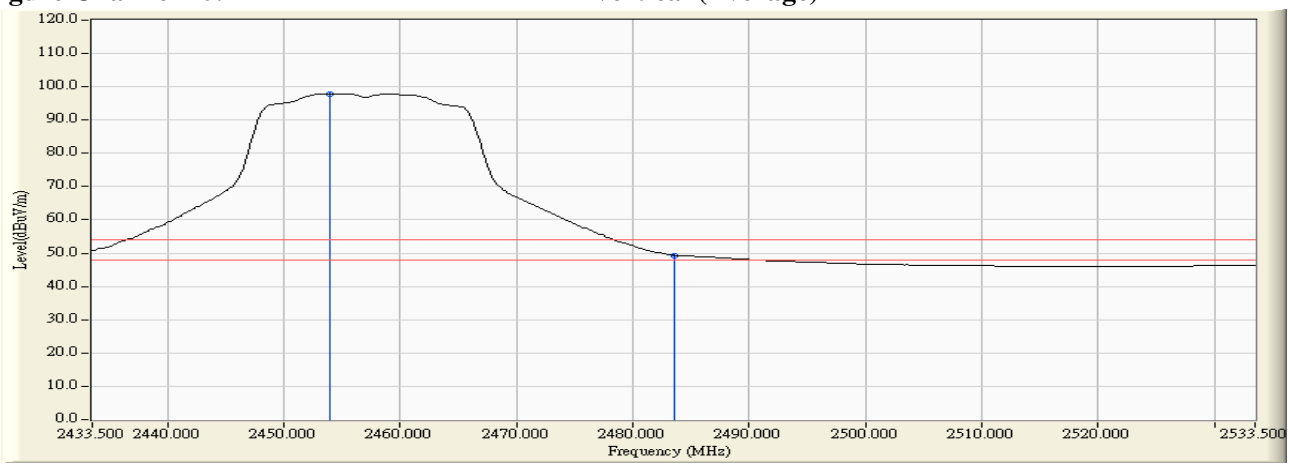

Note:

1. All readings above 1GHz are performed with peak and/or average measurements as necessary.
2. Peak measurements: RBW = 1MHz, VBW = 3 MHz, Sweep: Auto.
3. Average measurements: RBW = 1MHz, VBW = 10 Hz, Sweep: Auto.
4. “ * ”, means this data is the worst emission level.
5. Measurement Level = Reading Level + Correct Factor.
6. The average measurement was not performed when the peak measured data under the limit of average detection.

Product : Intel® Dual Band Wireless-AC 8260
Test Item : Band Edge
Test Site : No.3 OATS
Test Mode : Mode 4 Beamforming: Transmit - 802.11n-20BW_14.4Mbps(2.4G Band)

RF Radiated Measurement (Horizontal):

Channel No.	Frequency (MHz)	Correct Factor (dB)	Reading Level (dBuV)	Emission Level (dBuV/m)	Peak Limit (dBuV/m)	Arerage Limit (dBuV/m)	Result
11 (Peak)	2464.700	32.039	81.982	114.022	--	--	Pass
11 (Peak)	2483.500	32.182	40.382	72.564	74.00	54.00	Pass
11 (Average)	2459.500	32.001	70.983	102.983	--	--	Pass
11 (Average)	2483.500	32.182	21.242	53.424	74.00	54.00	Pass

Figure Channel 11: Horizontal (Peak)

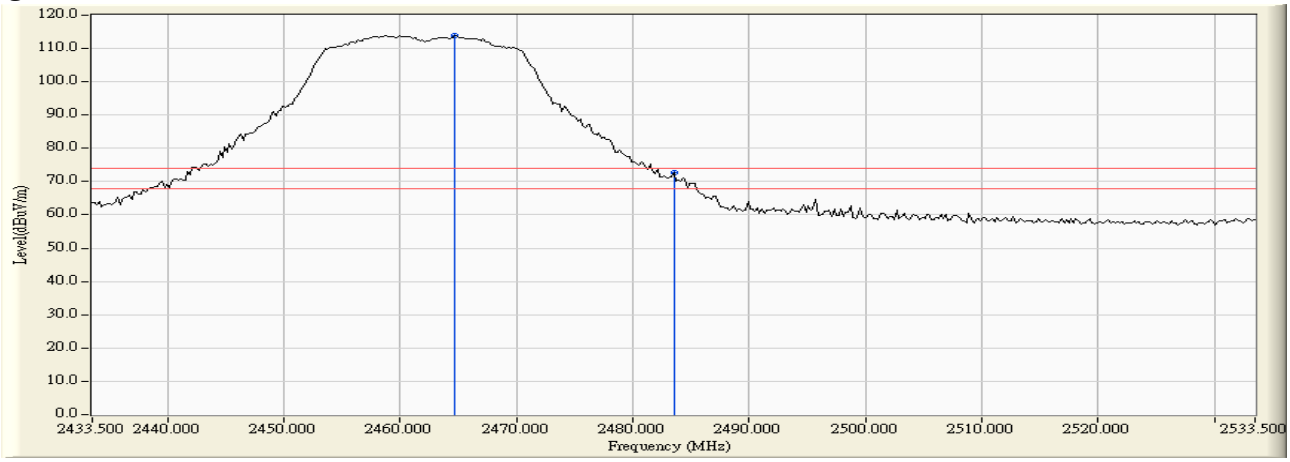

Figure Channel 11: Horizontal (Average)

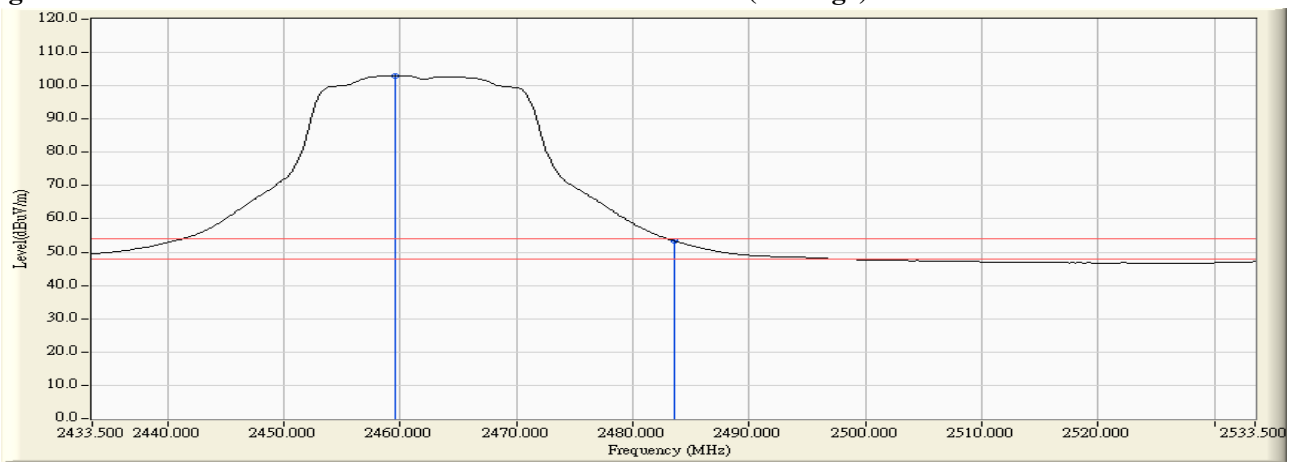

Note:

1. All readings above 1GHz are performed with peak and/or average measurements as necessary.
2. Peak measurements: RBW = 1MHz, VBW = 3 MHz, Sweep: Auto.
3. Average measurements: RBW = 1MHz, VBW = 10 Hz, Sweep: Auto.
4. “ * ”, means this data is the worst emission level.
5. Measurement Level = Reading Level + Correct Factor.
6. The average measurement was not performed when the peak measured data under the limit of average detection.

Product : Intel® Dual Band Wireless-AC 8260
Test Item : Band Edge
Test Site : No.3 OATS
Test Mode : Mode 4 Beamforming: Transmit - 802.11n-20BW_14.4Mbps(2.4G Band)

RF Radiated Measurement (Vertical):

Channel No.	Frequency (MHz)	Correct Factor (dB)	Reading Level (dBuV)	Emission Level (dBuV/m)	Peak Limit (dBuV/m)	Arerage Limit (dBuV/m)	Result
11 (Peak)	2459.900	31.276	74.959	106.235	--	--	Pass
11 (Peak)	2483.500	31.435	30.335	61.770	74.00	54.00	Pass
11 (Peak)	2484.100	31.439	32.728	64.167	74.00	54.00	Pass
11 (Average)	2459.300	31.272	64.149	95.421	--	--	Pass
11 (Average)	2483.500	31.435	16.837	48.272	74.00	54.00	Pass

Figure Channel 11: Vertical (Peak)

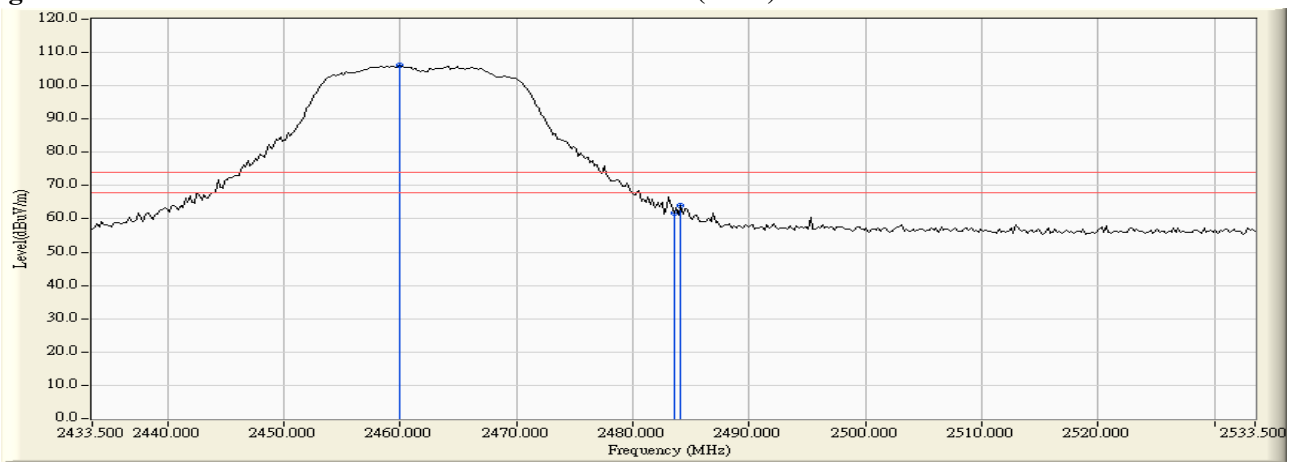

Figure Channel 11: Vertical (Average)

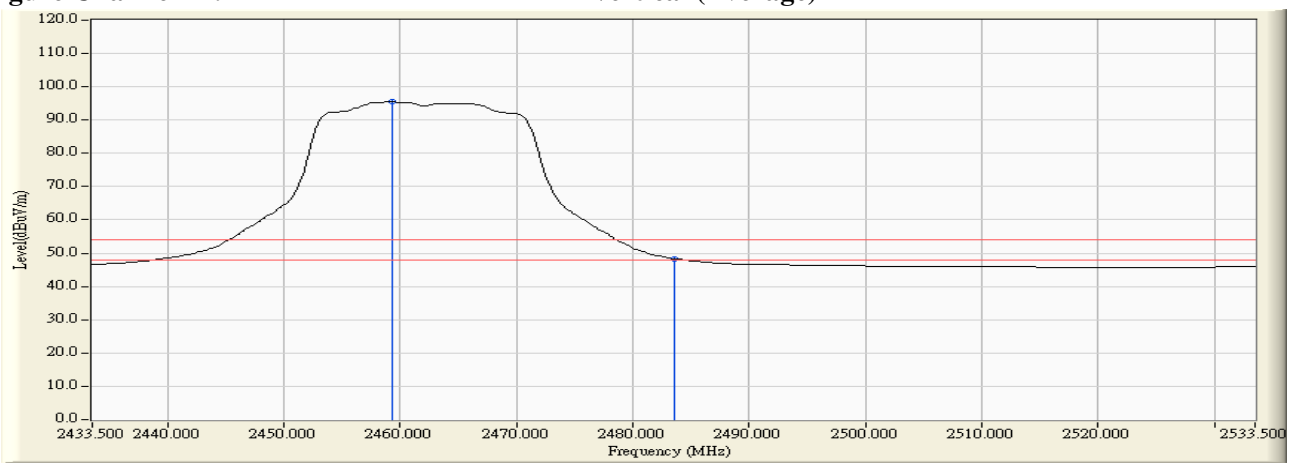

Note:

1. All readings above 1GHz are performed with peak and/or average measurements as necessary.
2. Peak measurements: RBW = 1MHz, VBW = 3 MHz, Sweep: Auto.
3. Average measurements: RBW = 1MHz, VBW = 10 Hz, Sweep: Auto.
4. “ * ”, means this data is the worst emission level.
5. Measurement Level = Reading Level + Correct Factor.
6. The average measurement was not performed when the peak measured data under the limit of average detection.

Product : Intel® Dual Band Wireless-AC 8260
Test Item : Band Edge
Test Site : No.3 OATS
Test Mode : Mode 4 Beamforming: Transmit - 802.11n-20BW_14.4Mbps(2.4G Band)

RF Radiated Measurement (Horizontal):

Channel No.	Frequency (MHz)	Correct Factor (dB)	Reading Level (dBuV)	Emission Level (dBuV/m)	Peak Limit (dBuV/m)	Arerage Limit (dBuV/m)	Result
12 (Peak)	2469.700	32.078	76.935	109.013	--	--	Pass
12 (Peak)	2483.500	32.182	39.408	71.590	74.00	54.00	Pass
12 (Average)	2464.300	32.037	65.842	97.879	--	--	Pass
12 (Average)	2483.500	32.182	21.344	53.526	74.00	54.00	Pass

Figure Channel 12: Horizontal (Peak)

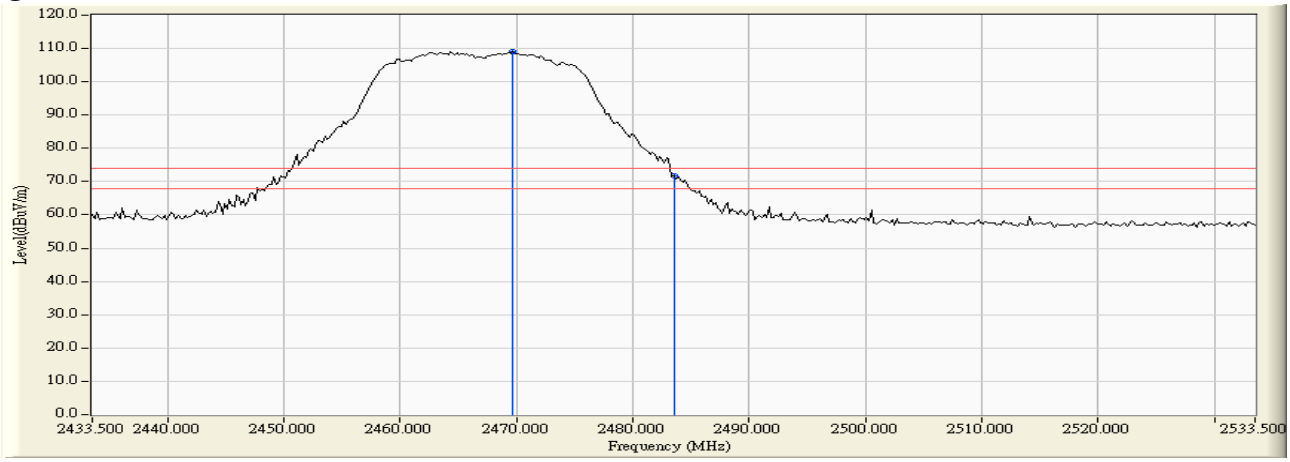

Figure Channel 12: Horizontal (Average)

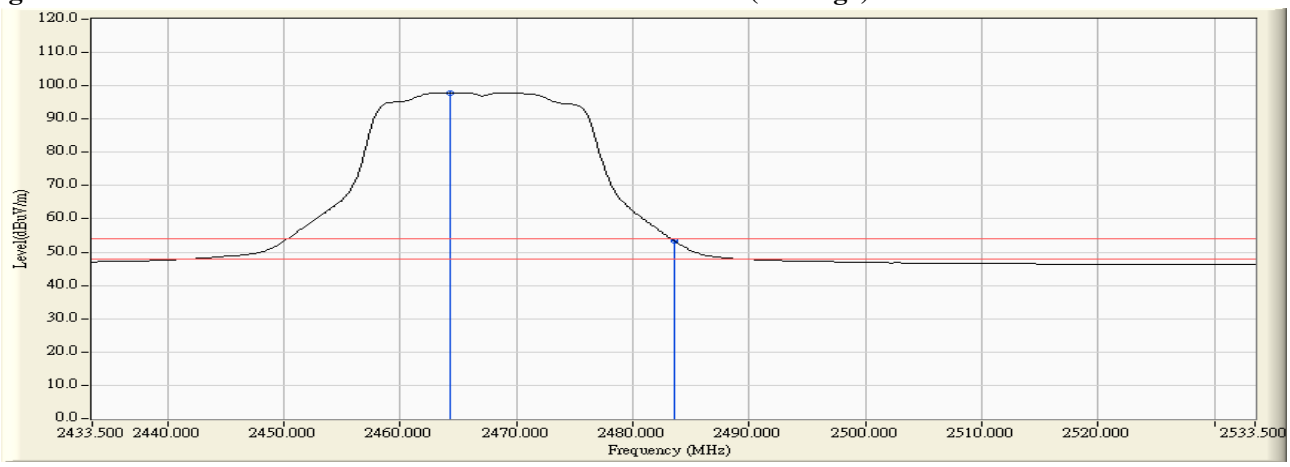

Note:

1. All readings above 1GHz are performed with peak and/or average measurements as necessary.
2. Peak measurements: RBW = 1MHz, VBW = 3 MHz, Sweep: Auto.
3. Average measurements: RBW = 1MHz, VBW = 10 Hz, Sweep: Auto.
4. “ * ”, means this data is the worst emission level.
5. Measurement Level = Reading Level + Correct Factor.
6. The average measurement was not performed when the peak measured data under the limit of average detection.

Product : Intel® Dual Band Wireless-AC 8260
Test Item : Band Edge
Test Site : No.3 OATS
Test Mode : Mode 4 Beamforming: Transmit - 802.11n-20BW_14.4Mbps(2.4G Band)

RF Radiated Measurement (Vertical):

Channel No.	Frequency (MHz)	Correct Factor (dB)	Reading Level (dBuV)	Emission Level (dBuV/m)	Peak Limit (dBuV/m)	Arerage Limit (dBuV/m)	Result
12 (Peak)	2462.500	31.294	70.101	101.395	--	--	Pass
12 (Peak)	2483.500	31.435	33.434	64.869	74.00	54.00	Pass
12 (Average)	2464.500	31.307	59.236	90.543	--	--	Pass
12 (Average)	2483.500	31.435	17.610	49.045	74.00	54.00	Pass

Figure Channel 12: **Vertical (Peak)**

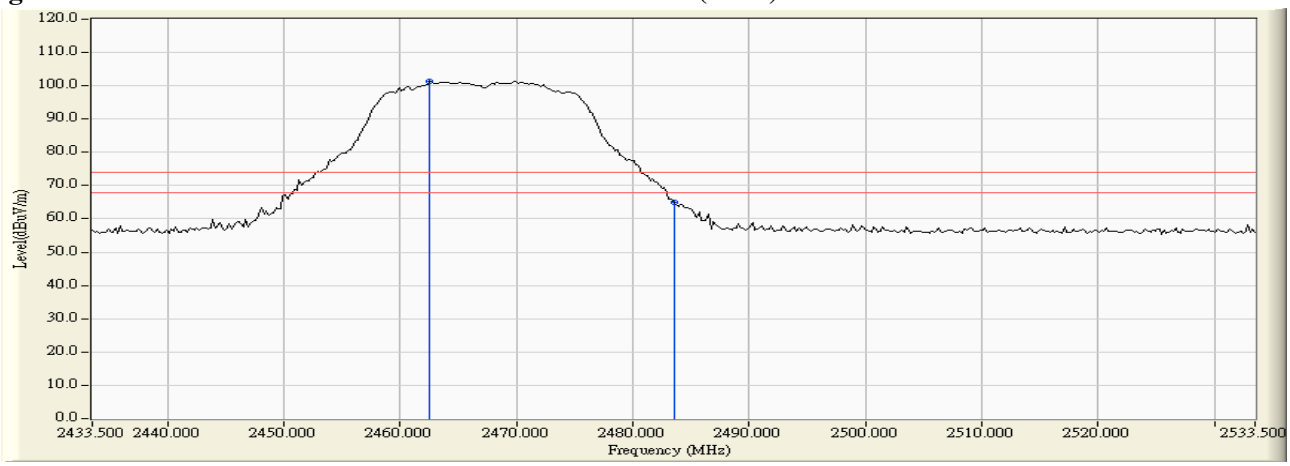

Figure Channel 12: **Vertical (Average)**

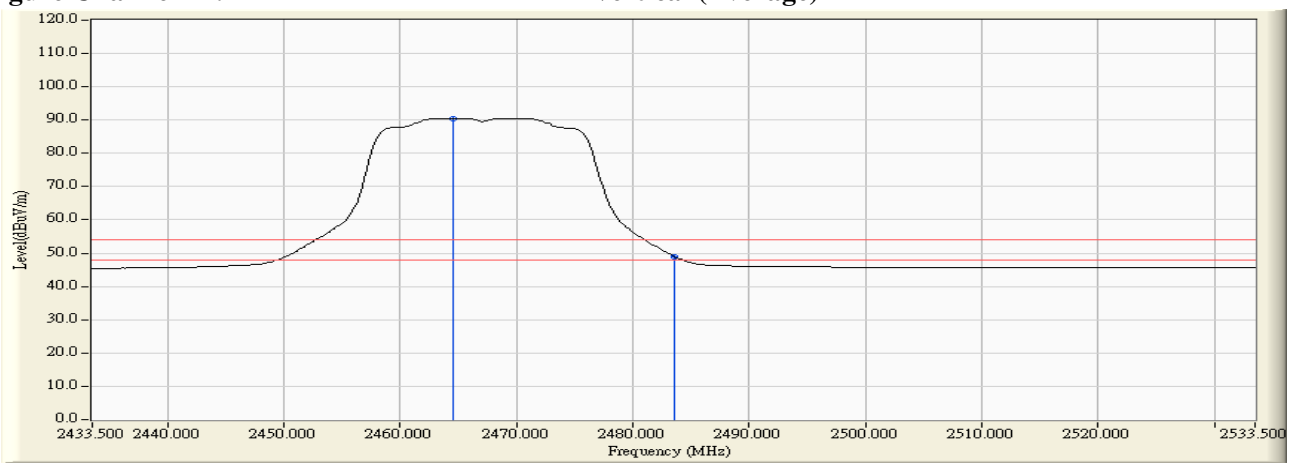

Note:

1. All readings above 1GHz are performed with peak and/or average measurements as necessary.
2. Peak measurements: RBW = 1MHz, VBW = 3 MHz, Sweep: Auto.
3. Average measurements: RBW = 1MHz, VBW = 10 Hz, Sweep: Auto.
4. “ * ”, means this data is the worst emission level.
5. Measurement Level = Reading Level + Correct Factor.
6. The average measurement was not performed when the peak measured data under the limit of average detection.

Product : Intel® Dual Band Wireless-AC 8260
Test Item : Band Edge
Test Site : No.3 OATS
Test Mode : Mode 4 Beamforming: Transmit - 802.11n-40BW_30Mbps(2.4G Band)

RF Radiated Measurement (Horizontal):

Channel No.	Frequency (MHz)	Correct Factor (dB)	Reading Level (dBuV)	Emission Level (dBuV/m)	Peak Limit (dBuV/m)	Arerage Limit (dBuV/m)	Result
03 (Peak)	2390.000	31.509	36.410	67.919	74.00	54.00	Pass
03 (Peak)	2400.000	31.561	50.076	81.637	74.00	54.00	Pass
03 (Peak)	2434.000	31.807	76.527	108.334	--	--	Pass
03 (Average)	2390.000	31.509	21.609	53.118	74.00	54.00	Pass
03 (Average)	2400.000	31.561	36.401	67.962	74.00	54.00	Pass
03 (Average)	2429.400	31.772	61.669	93.441	--	--	Pass

Figure Channel 03: Horizontal (Peak)

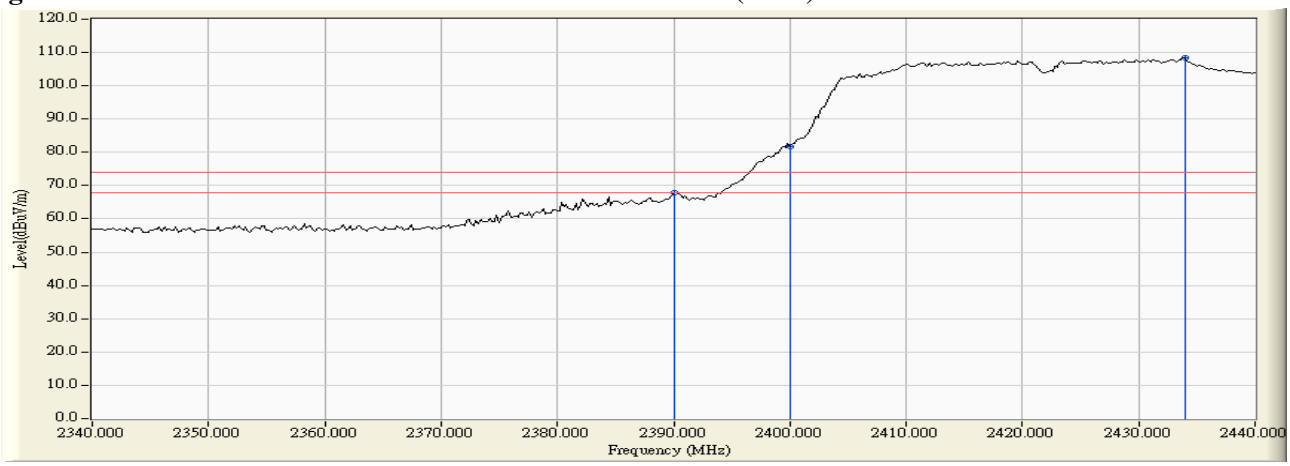

Figure Channel 03: Horizontal (Average)

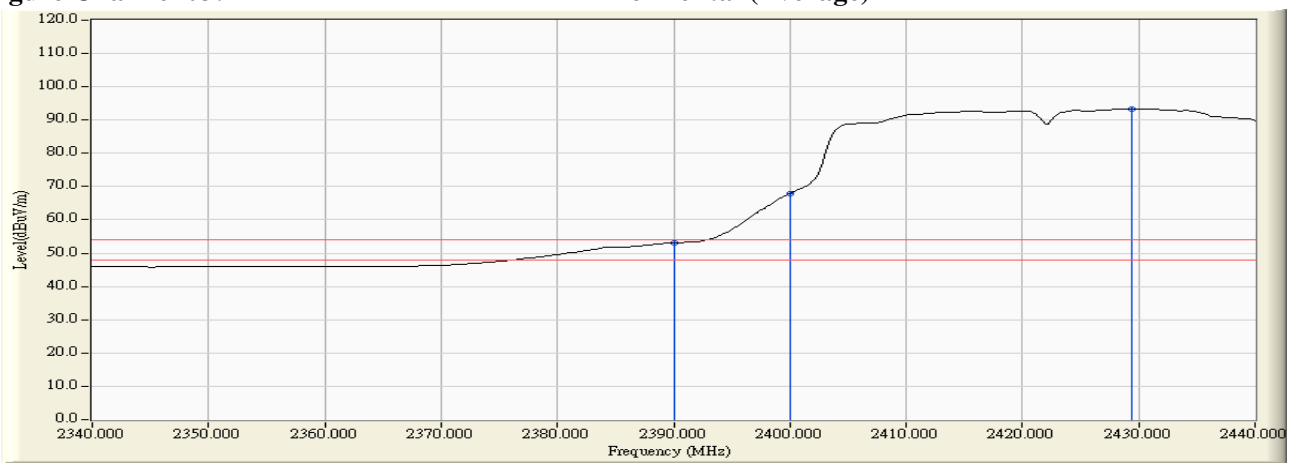

Note:

1. All readings above 1GHz are performed with peak and/or average measurements as necessary.
2. Peak measurements: RBW = 1MHz, VBW = 3 MHz, Sweep: Auto.
3. Average measurements: RBW = 1MHz, VBW = 10 Hz, Sweep: Auto.
4. “ * ”, means this data is the worst emission level.
5. Measurement Level = Reading Level + Correct Factor.
6. The average measurement was not performed when the peak measured data under the limit of average detection.

Product : Intel® Dual Band Wireless-AC 8260
Test Item : Band Edge
Test Site : No.3 OATS
Test Mode : Mode 4 Beamforming: Transmit - 802.11n-40BW_30Mbps(2.4G Band)

RF Radiated Measurement (Vertical):

Channel No.	Frequency (MHz)	Correct Factor (dB)	Reading Level (dBuV)	Emission Level (dBuV/m)	Peak Limit (dBuV/m)	Arerage Limit (dBuV/m)	Result
03 (Peak)	2390.000	30.915	31.212	62.127	74.00	54.00	Pass
03 (Peak)	2400.000	30.912	44.610	75.522	74.00	54.00	Pass
03 (Peak)	2430.000	31.071	71.639	102.710	--	--	Pass
03 (Average)	2390.000	30.915	17.529	48.444	74.00	54.00	Pass
03 (Average)	2400.000	30.912	31.772	62.684	74.00	54.00	Pass
03 (Average)	2428.400	31.060	57.267	88.328	--	--	Pass

Figure Channel 03: **Vertical (Peak)**

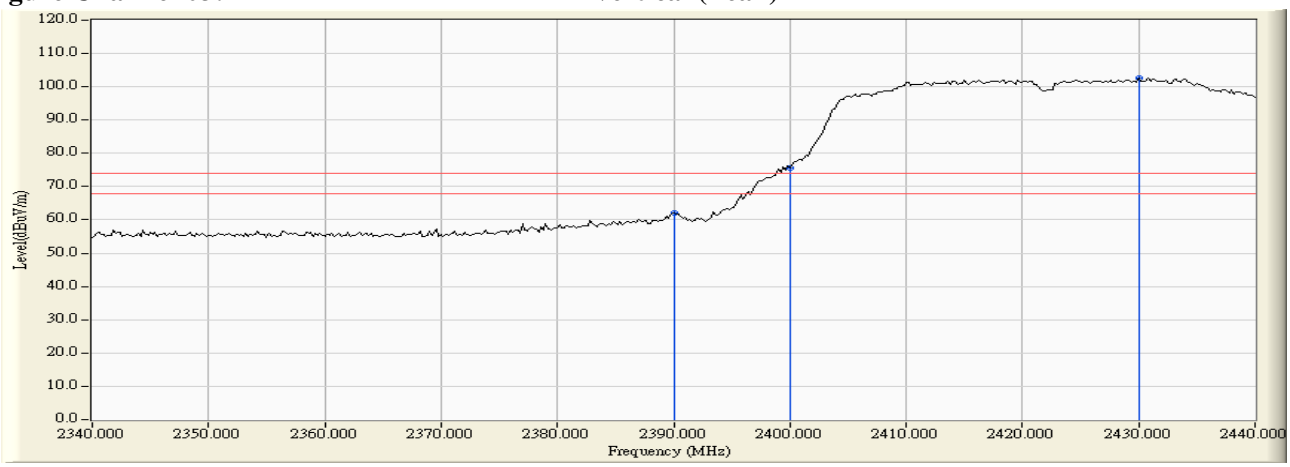

Figure Channel 03: **Vertical (Average)**

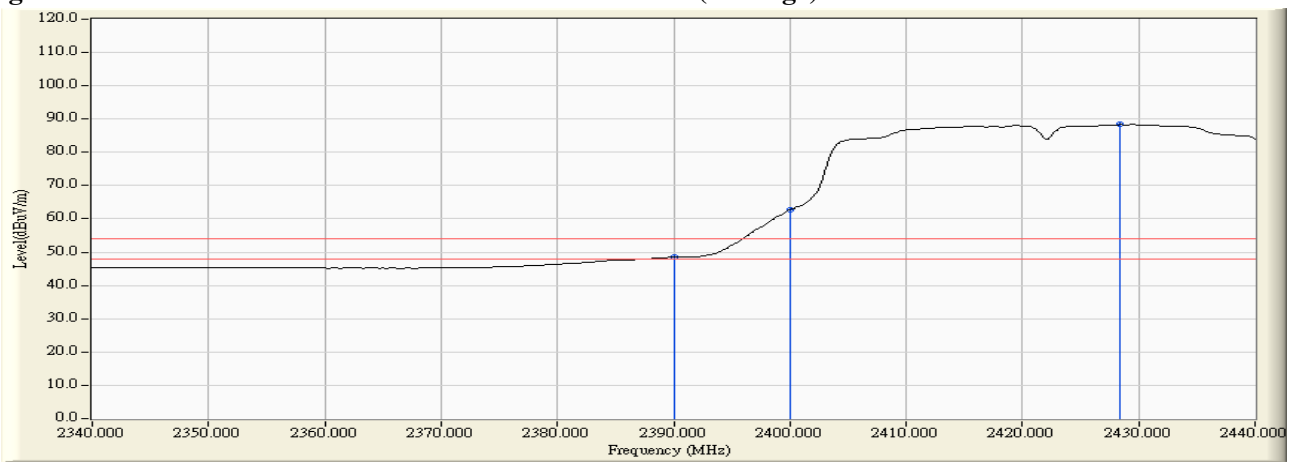

Note:

1. All readings above 1GHz are performed with peak and/or average measurements as necessary.
2. Peak measurements: RBW = 1MHz, VBW = 3 MHz, Sweep: Auto.
3. Average measurements: RBW = 1MHz, VBW = 10 Hz, Sweep: Auto.
4. “ * ”, means this data is the worst emission level.
5. Measurement Level = Reading Level + Correct Factor.
6. The average measurement was not performed when the peak measured data under the limit of average detection.

Product : Intel® Dual Band Wireless-AC 8260
Test Item : Band Edge
Test Site : No.3 OATS
Test Mode : Mode 4 Beamforming: Transmit - 802.11n-40BW_30Mbps(2.4G Band)

RF Radiated Measurement (Horizontal):

Channel No.	Frequency (MHz)	Correct Factor (dB)	Reading Level (dBuV)	Emission Level (dBuV/m)	Peak Limit (dBuV/m)	Arerage Limit (dBuV/m)	Result
04 (Peak)	2390.000	31.509	35.601	67.110	74.00	54.00	Pass
04 (Peak)	2400.000	31.561	40.682	72.243	74.00	54.00	Pass
04 (Peak)	2439.000	31.845	76.976	108.821	--	--	Pass
04 (Average)	2390.000	31.509	21.946	53.455	74.00	54.00	Pass
04 (Average)	2400.000	31.561	27.024	58.585	74.00	54.00	Pass
04 (Average)	2434.400	31.809	62.366	94.176	--	--	Pass

Figure Channel 04: Horizontal (Peak)

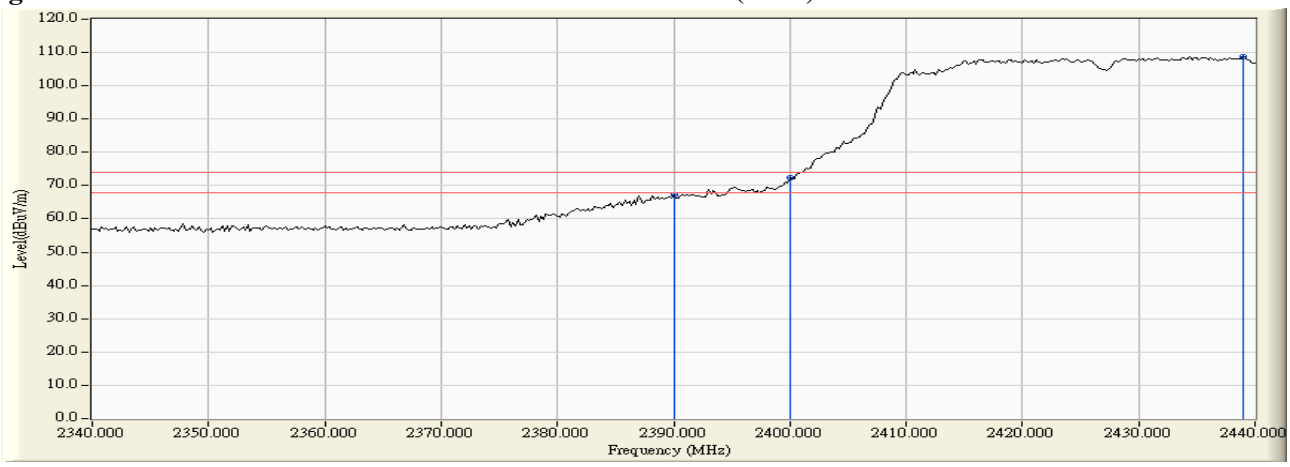

Figure Channel 04: Horizontal (Average)

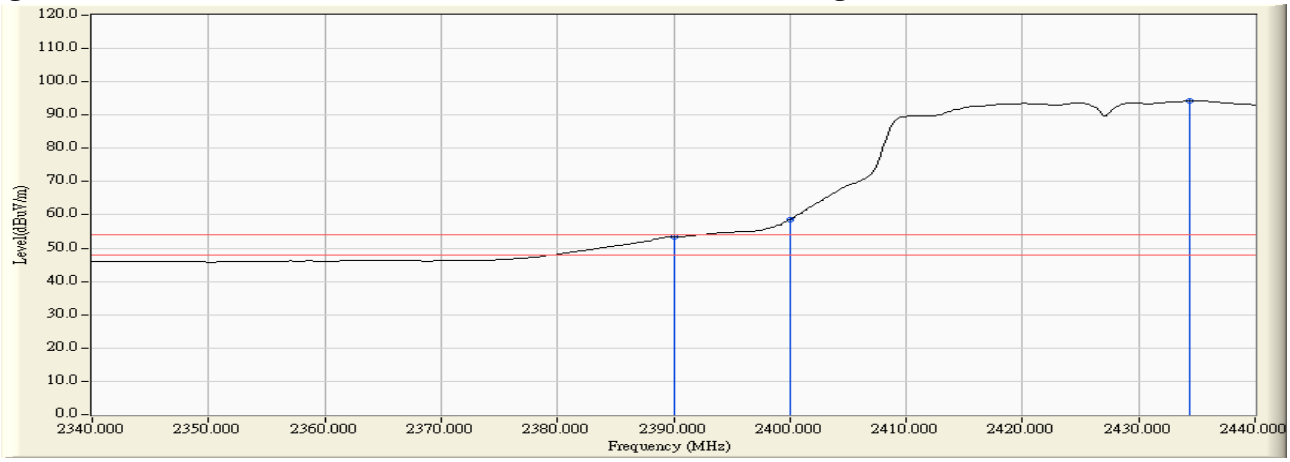

Note:

1. All readings above 1GHz are performed with peak and/or average measurements as necessary.
2. Peak measurements: RBW = 1MHz, VBW = 3 MHz, Sweep: Auto.
3. Average measurements: RBW = 1MHz, VBW = 10 Hz, Sweep: Auto.
4. “ * ”, means this data is the worst emission level.
5. Measurement Level = Reading Level + Correct Factor.
6. The average measurement was not performed when the peak measured data under the limit of average detection.

Product : Intel® Dual Band Wireless-AC 8260
Test Item : Band Edge
Test Site : No.3 OATS
Test Mode : Mode 4 Beamforming: Transmit - 802.11n-40BW_30Mbps(2.4G Band)

RF Radiated Measurement (Vertical):

Channel No.	Frequency (MHz)	Correct Factor (dB)	Reading Level (dBuV)	Emission Level (dBuV/m)	Peak Limit (dBuV/m)	Arerage Limit (dBuV/m)	Result
04 (Peak)	2389.000	30.920	31.021	61.941	74.00	54.00	Pass
04 (Peak)	2390.000	30.915	29.680	60.595	74.00	54.00	Pass
04 (Peak)	2400.000	30.912	35.222	66.134	74.00	54.00	Pass
04 (Peak)	2435.200	31.107	72.255	103.362	--	--	Pass
04 (Average)	2390.000	30.915	17.655	48.570	74.00	54.00	Pass
04 (Average)	2400.000	30.912	22.757	53.669	74.00	54.00	Pass
04 (Average)	2434.600	31.102	57.937	89.040	--	--	Pass

Figure Channel 04: Vertical (Peak)

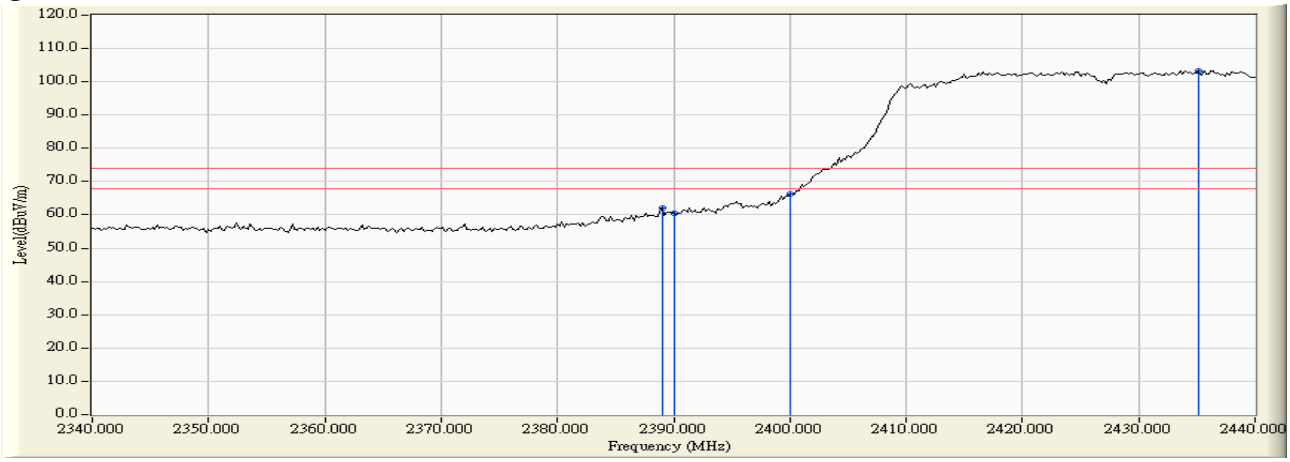

Figure Channel 04: Vertical (Average)

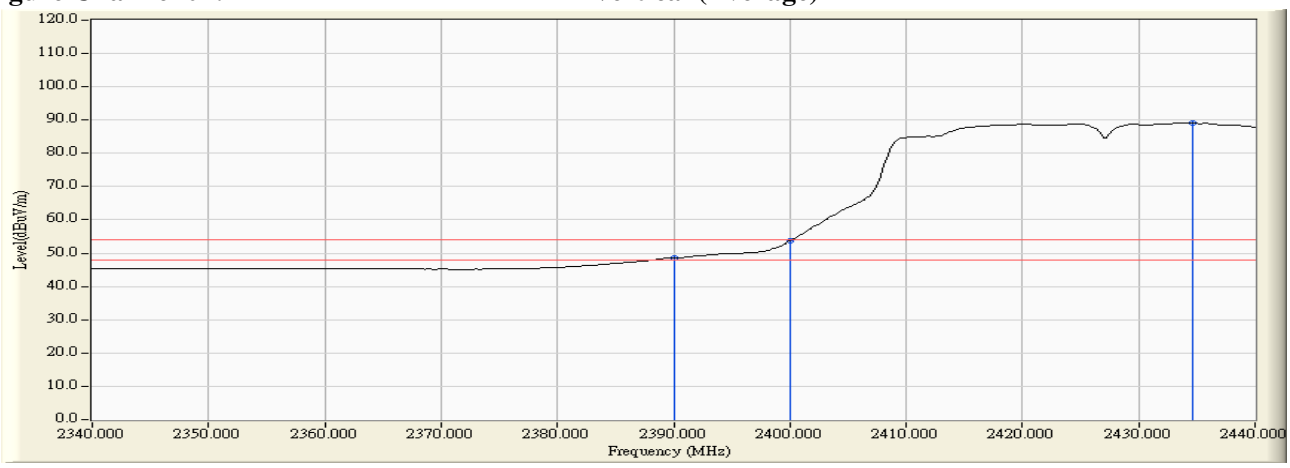

Note:

1. All readings above 1GHz are performed with peak and/or average measurements as necessary.
2. Peak measurements: RBW = 1MHz, VBW = 3 MHz, Sweep: Auto.
3. Average measurements: RBW = 1MHz, VBW = 10 Hz, Sweep: Auto.
4. “ * ”, means this data is the worst emission level.
5. Measurement Level = Reading Level + Correct Factor.
6. The average measurement was not performed when the peak measured data under the limit of average detection.

Product : Intel® Dual Band Wireless-AC 8260
Test Item : Band Edge
Test Site : No.3 OATS
Test Mode : Mode 4 Beamforming: Transmit - 802.11n-40BW_30Mbps(2.4G Band)

RF Radiated Measurement (Horizontal):

Channel No.	Frequency (MHz)	Correct Factor (dB)	Reading Level (dBuV)	Emission Level (dBuV/m)	Peak Limit (dBuV/m)	Arerage Limit (dBuV/m)	Result
09 (Peak)	2455.900	31.973	78.045	110.018	--	--	Pass
09 (Peak)	2483.500	32.182	33.067	65.249	74.00	54.00	Pass
09 (Peak)	2484.500	32.190	34.934	67.124	74.00	54.00	Pass
09 (Average)	2458.100	31.990	65.769	97.759	--	--	Pass
09 (Average)	2483.500	32.182	21.190	53.372	74.00	54.00	Pass

Figure Channel 09: Horizontal (Peak)

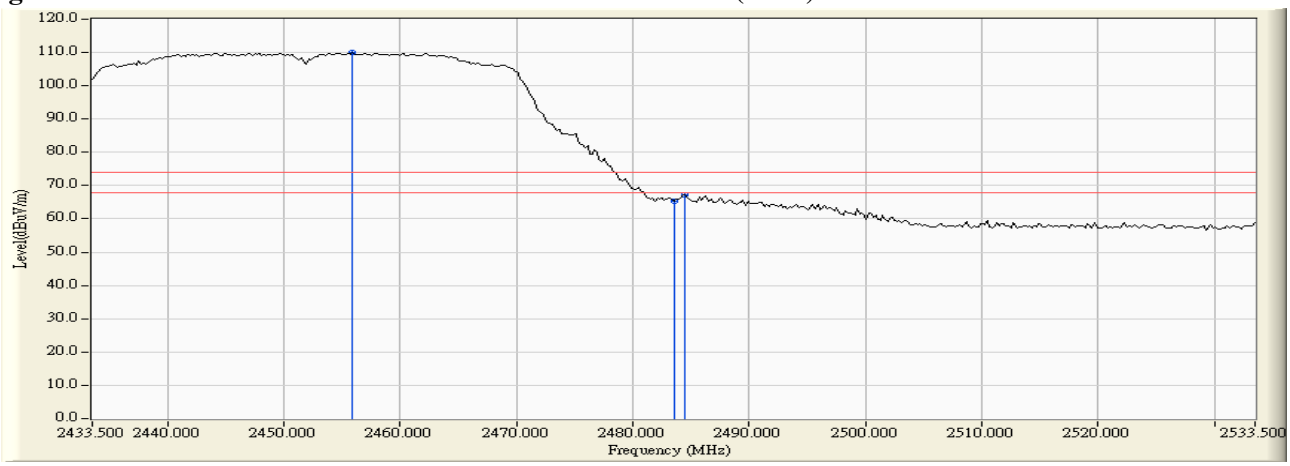

Figure Channel 09: Horizontal (Average)

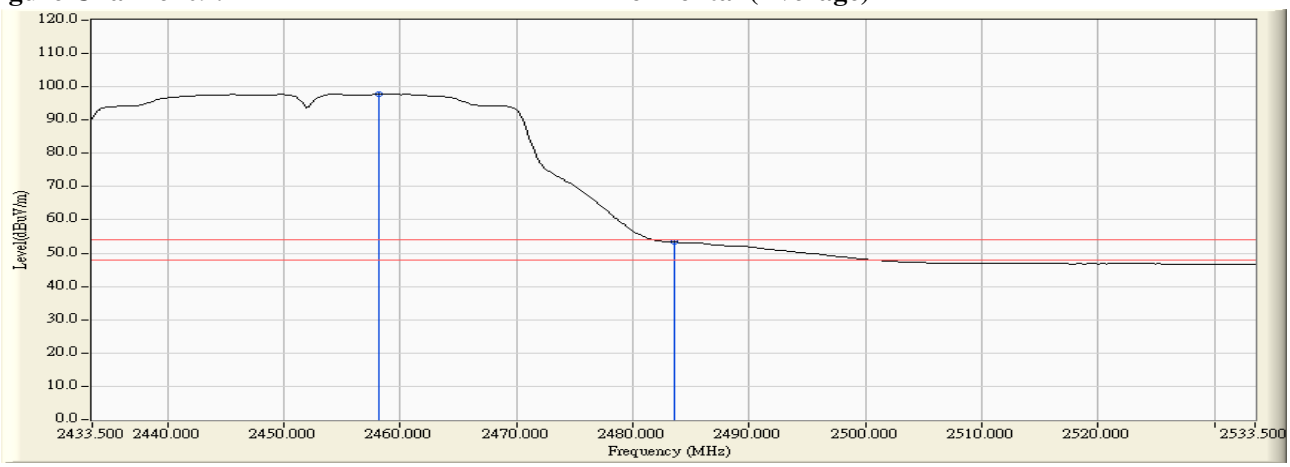

Note:

1. All readings above 1GHz are performed with peak and/or average measurements as necessary.
2. Peak measurements: RBW = 1MHz, VBW = 3 MHz, Sweep: Auto.
3. Average measurements: RBW = 1MHz, VBW = 10 Hz, Sweep: Auto.
4. “ * ”, means this data is the worst emission level.
5. Measurement Level = Reading Level + Correct Factor.
6. The average measurement was not performed when the peak measured data under the limit of average detection.

Product : Intel® Dual Band Wireless-AC 8260
Test Item : Band Edge
Test Site : No.3 OATS
Test Mode : Mode 4 Beamforming: Transmit - 802.11n-40BW_30Mbps(2.4G Band)

RF Radiated Measurement (Vertical):

Channel No.	Frequency (MHz)	Correct Factor (dB)	Reading Level (dBuV)	Emission Level (dBuV/m)	Peak Limit (dBuV/m)	Arerage Limit (dBuV/m)	Result
09 (Peak)	2442.100	31.154	71.886	103.040	--	--	Pass
09 (Peak)	2483.500	31.435	28.572	60.007	74.00	54.00	Pass
09 (Peak)	2483.900	31.438	30.239	61.677	74.00	54.00	Pass
09 (Average)	2443.300	31.161	60.033	91.195	--	--	Pass
09 (Average)	2483.500	31.435	17.025	48.460	74.00	54.00	Pass

Figure Channel 09: Vertical (Peak)

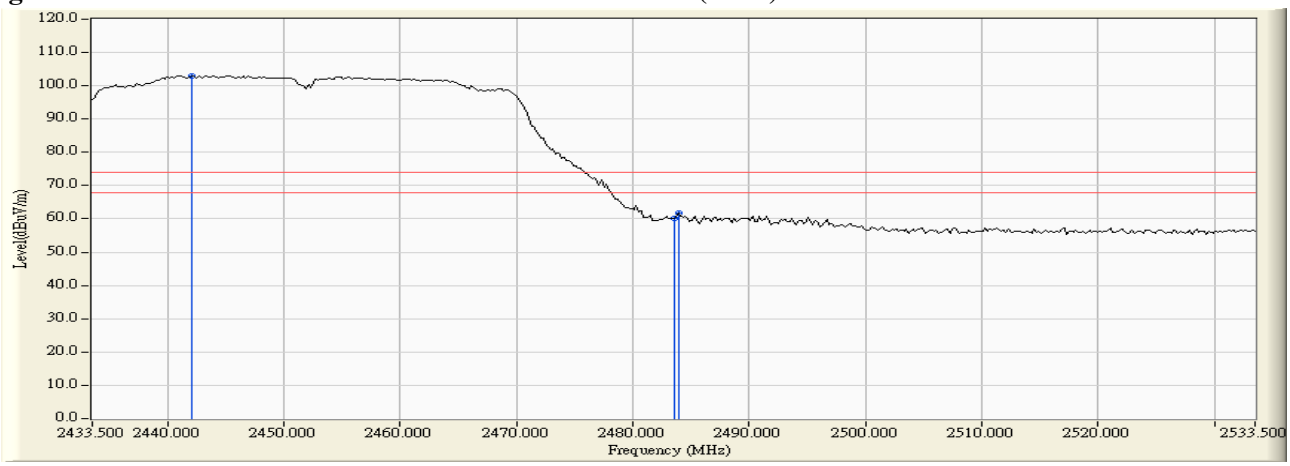

Figure Channel 09: Vertical (Average)

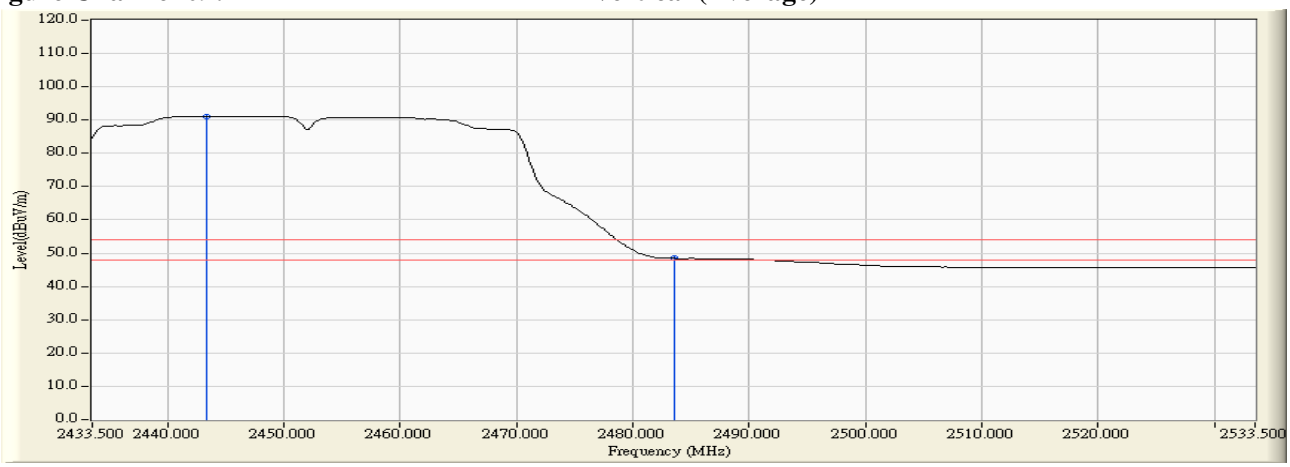

Note:

1. All readings above 1GHz are performed with peak and/or average measurements as necessary.
2. Peak measurements: RBW = 1MHz, VBW = 3 MHz, Sweep: Auto.
3. Average measurements: RBW = 1MHz, VBW = 10 Hz, Sweep: Auto.
4. “ * ”, means this data is the worst emission level.
5. Measurement Level = Reading Level + Correct Factor.
6. The average measurement was not performed when the peak measured data under the limit of average detection.

Product : Intel® Dual Band Wireless-AC 8260
Test Item : Band Edge
Test Site : No.3 OATS
Test Mode : Mode 4 Beamforming: Transmit - 802.11n-40BW_30Mbps(2.4G Band)

RF Radiated Measurement (Horizontal):

Channel No.	Frequency (MHz)	Correct Factor (dB)	Reading Level (dBuV)	Emission Level (dBuV/m)	Peak Limit (dBuV/m)	Arerage Limit (dBuV/m)	Result
10 (Peak)	2450.100	31.928	72.811	104.740	--	--	Pass
10 (Peak)	2483.500	32.182	32.646	64.828	74.00	54.00	Pass
10 (Average)	2450.300	31.931	59.669	91.600	--	--	Pass
10 (Average)	2483.500	32.182	20.668	52.850	74.00	54.00	Pass

Figure Channel 10: Horizontal (Peak)

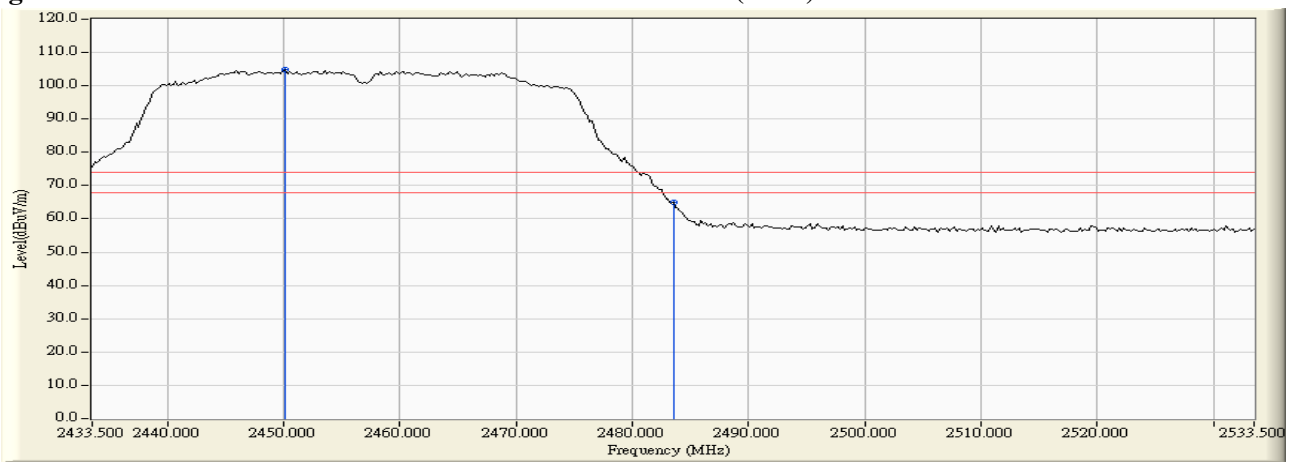

Figure Channel 10: Horizontal (Average)

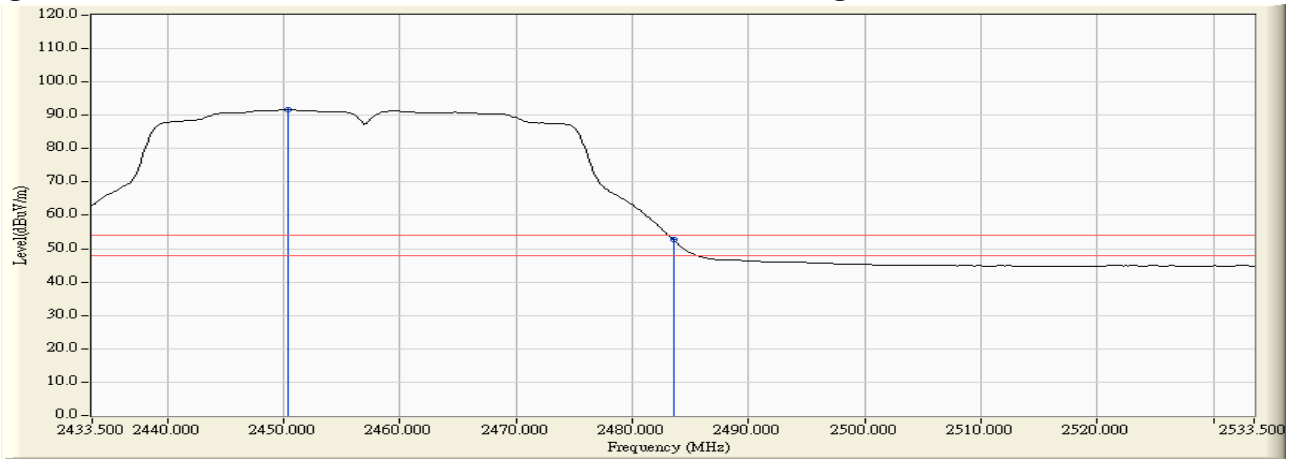

Note:

1. All readings above 1GHz are performed with peak and/or average measurements as necessary.
2. Peak measurements: RBW = 1MHz, VBW = 3 MHz, Sweep: Auto.
3. Average measurements: RBW = 1MHz, VBW = 10 Hz, Sweep: Auto.
4. “ * ”, means this data is the worst emission level.
5. Measurement Level = Reading Level + Correct Factor.
6. The average measurement was not performed when the peak measured data under the limit of average detection.

Product : Intel® Dual Band Wireless-AC 8260
Test Item : Band Edge
Test Site : No.3 OATS
Test Mode : Mode 4 Beamforming: Transmit - 802.11n-40BW_30Mbps(2.4G Band)

RF Radiated Measurement (Vertical):

Channel No.	Frequency (MHz)	Correct Factor (dB)	Reading Level (dBuV)	Emission Level (dBuV/m)	Peak Limit (dBuV/m)	Arerage Limit (dBuV/m)	Result
10 (Peak)	2446.100	31.181	67.636	98.817	--	--	Pass
10 (Peak)	2483.500	31.435	29.098	60.533	74.00	54.00	Pass
10 (Average)	2454.500	31.238	53.594	84.833	--	--	Pass
10 (Average)	2483.500	31.435	16.885	48.320	74.00	54.00	Pass

Figure Channel 10: Vertical (Peak)

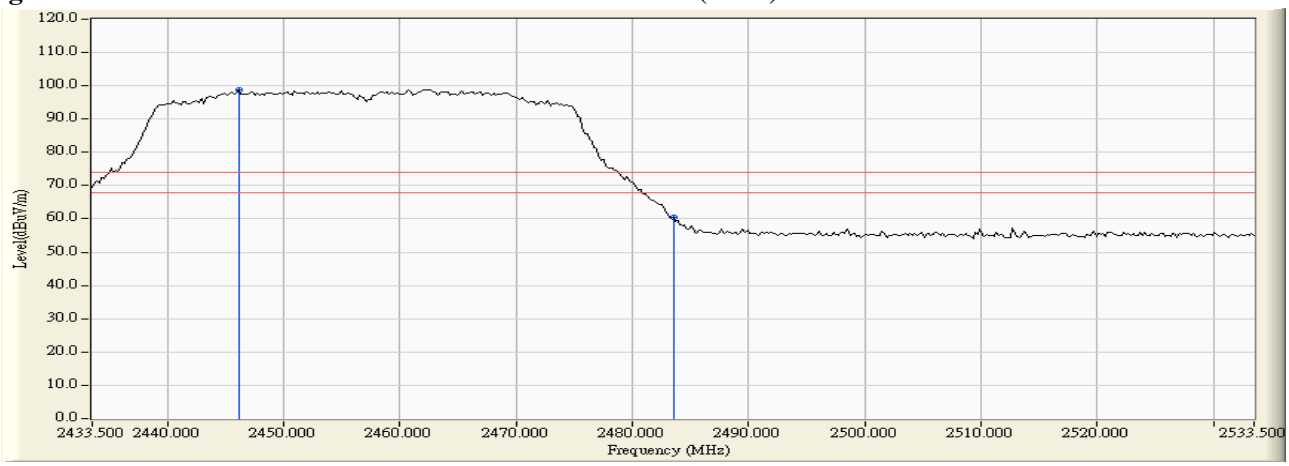

Figure Channel 10: Vertical (Average)

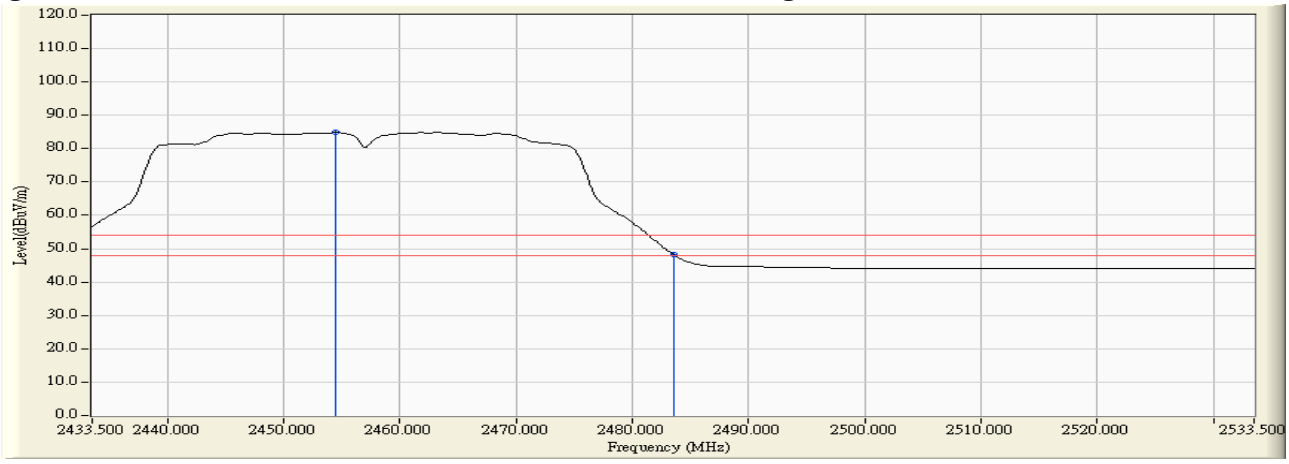

Note:

1. All readings above 1GHz are performed with peak and/or average measurements as necessary.
2. Peak measurements: RBW = 1MHz, VBW = 3 MHz, Sweep: Auto.
3. Average measurements: RBW = 1MHz, VBW = 10 Hz, Sweep: Auto.
4. “ * ”, means this data is the worst emission level.
5. Measurement Level = Reading Level + Correct Factor.
6. The average measurement was not performed when the peak measured data under the limit of average detection.

Product : Intel® Dual Band Wireless-AC 8260
Test Item : Band Edge
Test Site : No.3 OATS
Test Mode : Mode 4 Beamforming: Transmit - 802.11n-20BW_14.4Mbps(5G Band)

Chain A

Test Frequency (MHz)	Measurement Level Δ (dB)	Limit Δ (dB)	Result
5745	43.21	>20	PASS

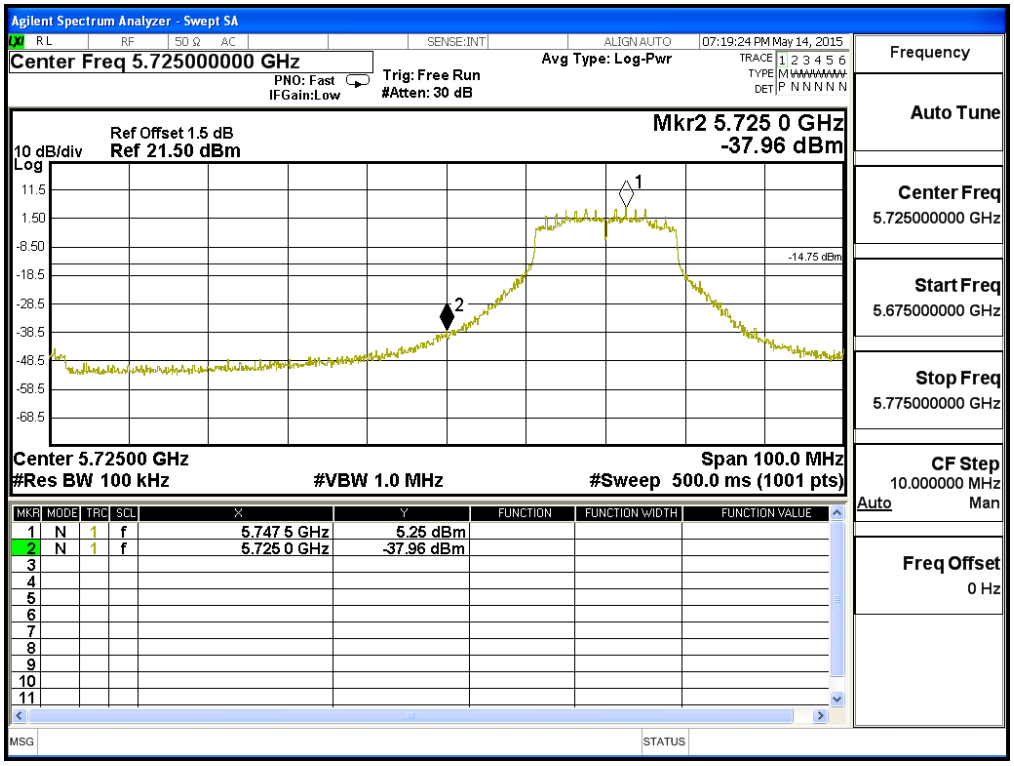

Product : Intel® Dual Band Wireless-AC 8260
Test Item : Band Edge
Test Site : No.3 OATS
Test Mode : Mode 4 Beamforming: Transmit - 802.11n-20BW_14.4Mbps(5G Band)

Chain A

Test Frequency (MHz)	Measurement Level Δ (dB)	Limit Δ (dB)	Result
5825	48.03	>20	PASS

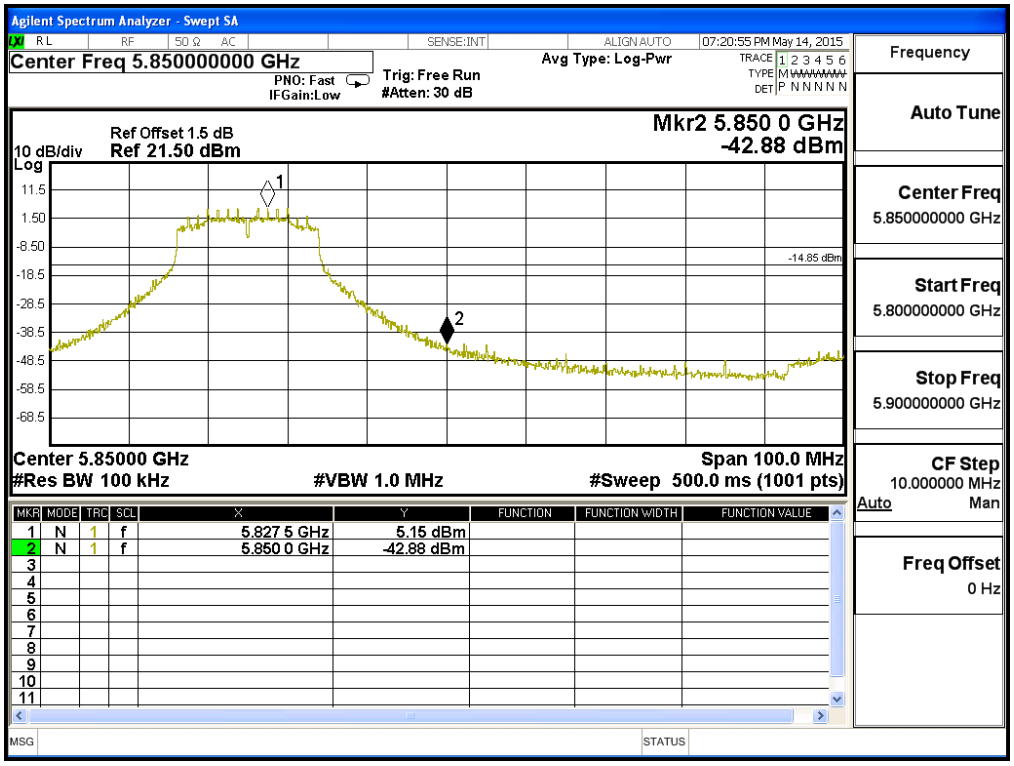

Product : Intel® Dual Band Wireless-AC 8260
Test Item : Band Edge
Test Site : No.3 OATS
Test Mode : Mode 4 Beamforming: Transmit - 802.11n-20BW_14.4Mbps(5G Band)

Chain B

Test Frequency (MHz)	Measurement Level Δ (dB)	Limit Δ (dB)	Result
5745	42.76	>20	PASS

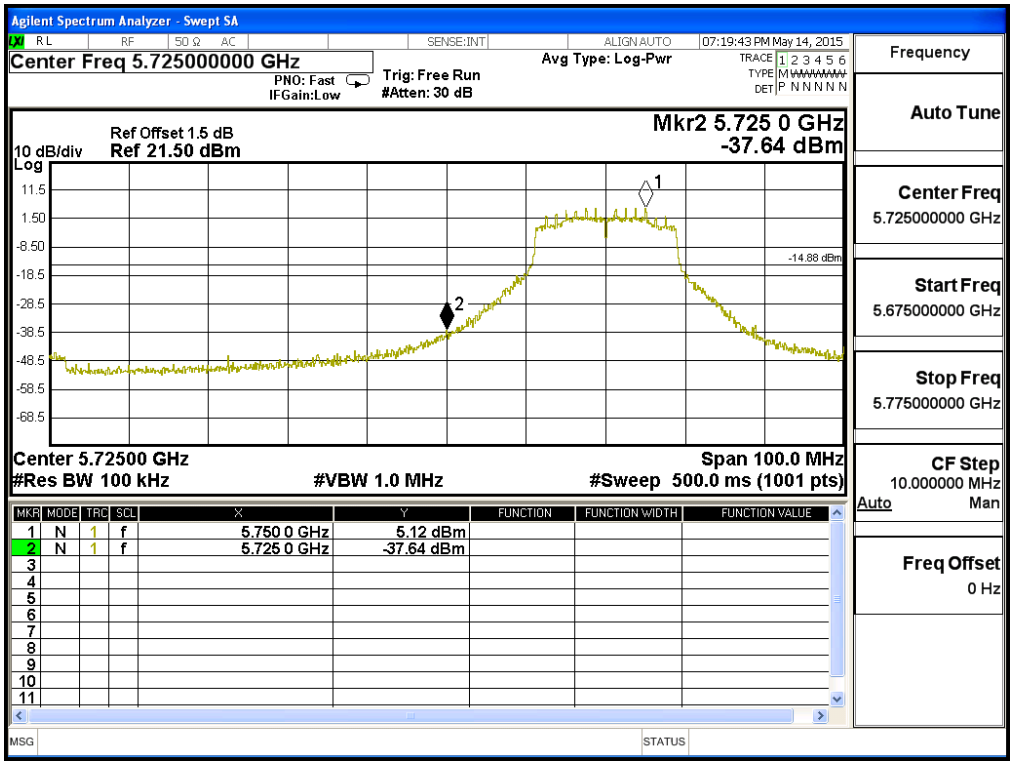

Product : Intel® Dual Band Wireless-AC 8260
Test Item : Band Edge
Test Site : No.3 OATS
Test Mode : Mode 4 Beamforming: Transmit - 802.11n-20BW_14.4Mbps(5G Band)

Chain B

Test Frequency (MHz)	Measurement Level Δ (dB)	Limit Δ (dB)	Result
5825	48.54	>20	PASS

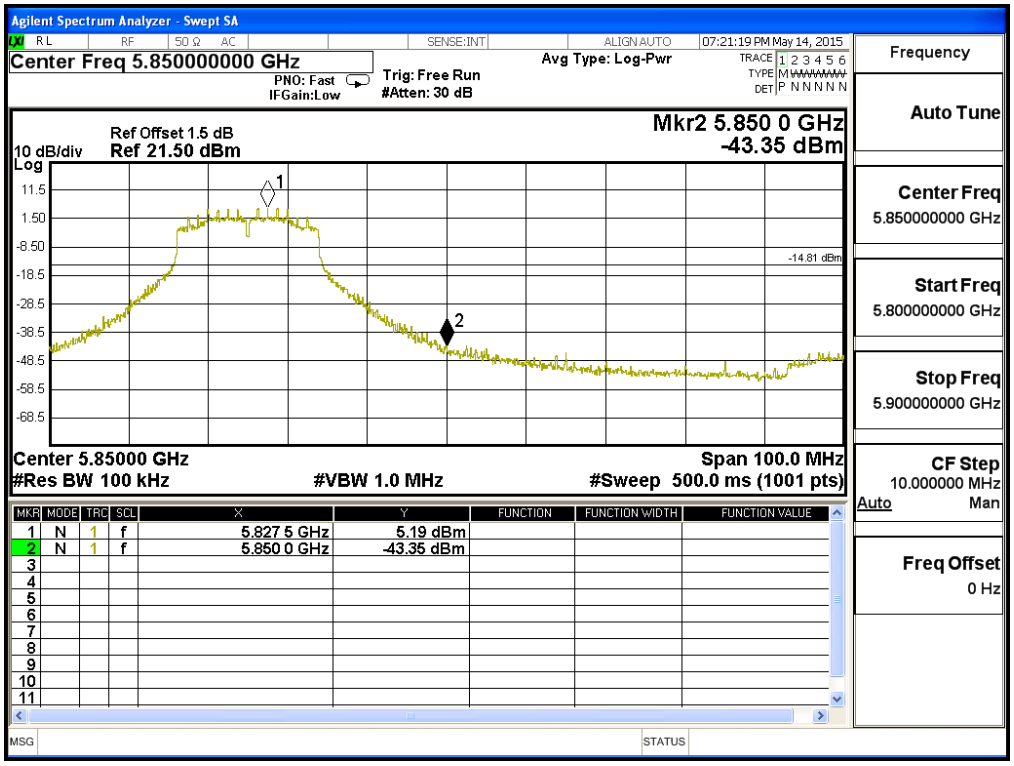

Product : Intel® Dual Band Wireless-AC 8260
Test Item : Band Edge
Test Site : No.3 OATS
Test Mode : Mode 4 Beamforming: Transmit - 802.11n-40BW_30Mbps(5G Band)

Chain A

Test Frequency (MHz)	Measurement Level Δ (dB)	Limit Δ (dB)	Result
5755	36.81	>20	PASS

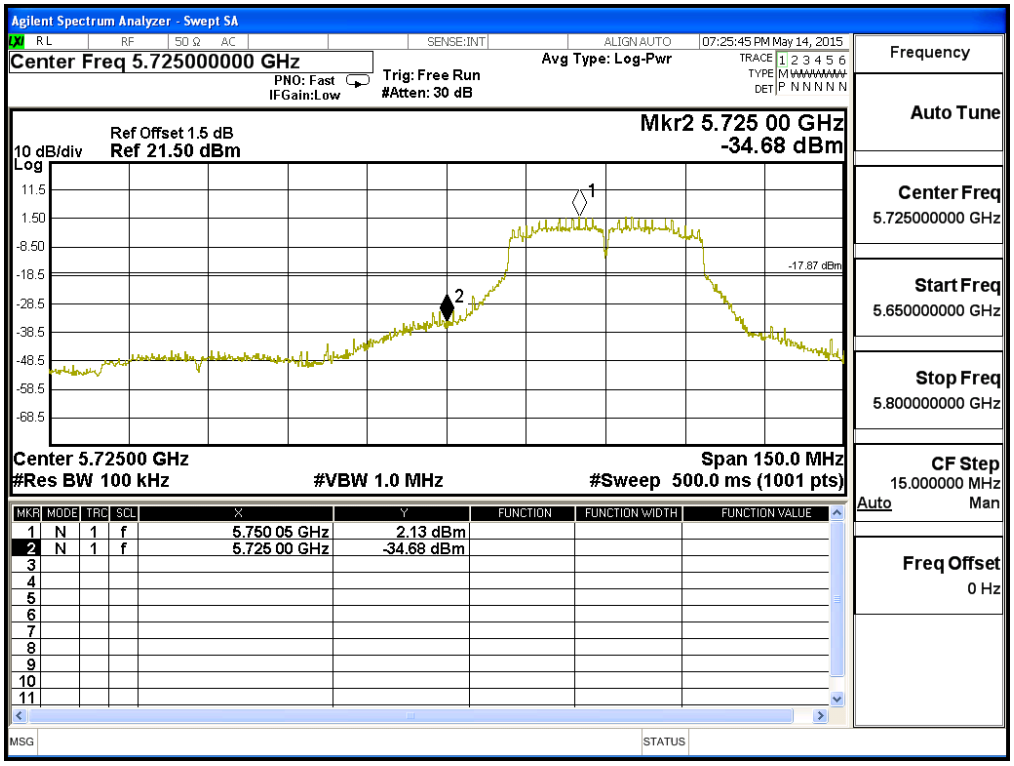

Product : Intel® Dual Band Wireless-AC 8260
Test Item : Band Edge
Test Site : No.3 OATS
Test Mode : Mode 4 Beamforming: Transmit - 802.11n-40BW_30Mbps(5G Band)

Chain A

Test Frequency (MHz)	Measurement Level Δ (dB)	Limit Δ (dB)	Result
5795	50.25	>20	PASS

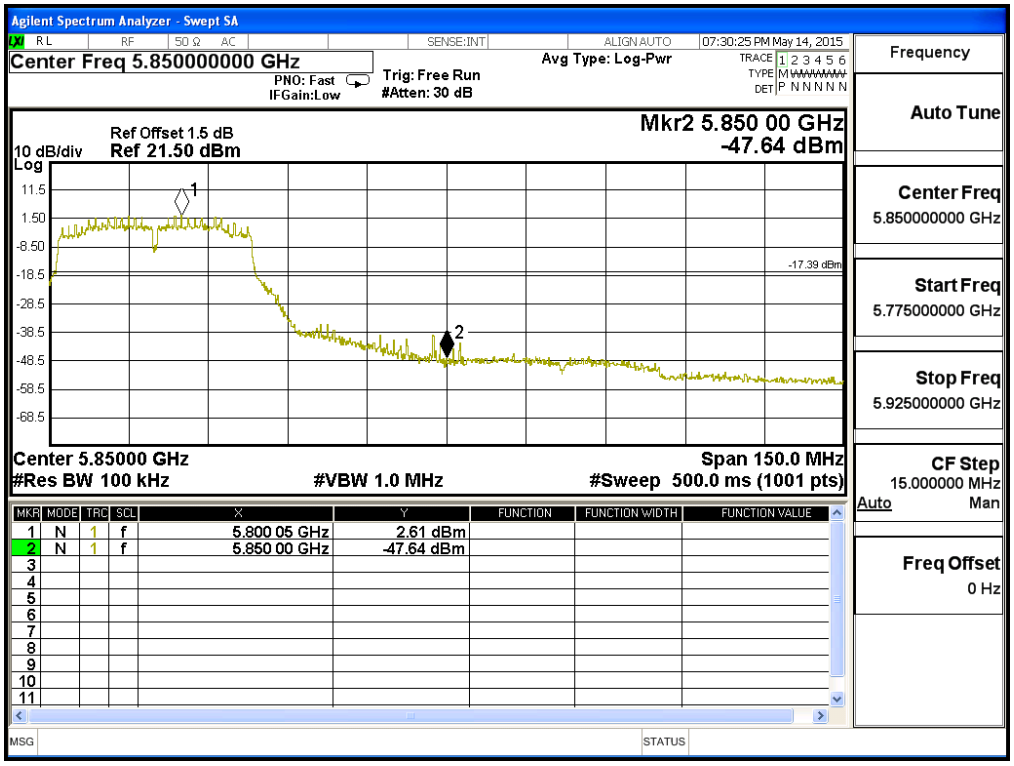

Product : Intel® Dual Band Wireless-AC 8260
Test Item : Band Edge
Test Site : No.3 OATS
Test Mode : Mode 4 Beamforming: Transmit - 802.11n-40BW_30Mbps(5G Band)

Chain B

Test Frequency (MHz)	Measurement Level Δ (dB)	Limit Δ (dB)	Result
5755	38.47	>20	PASS

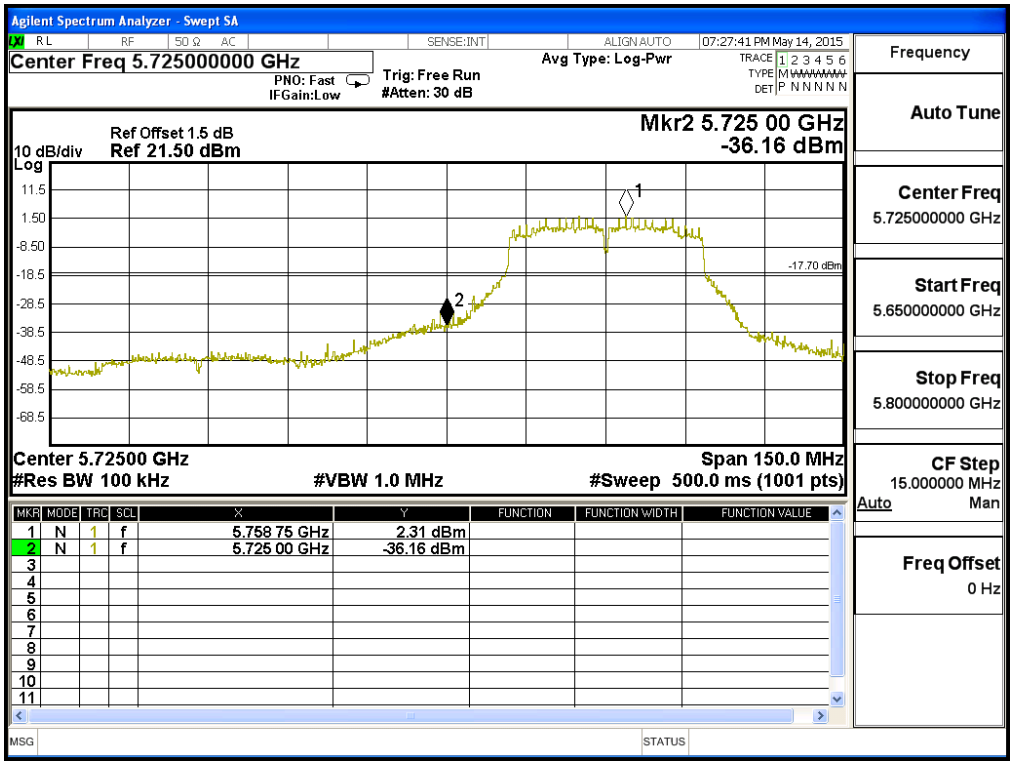

Product : Intel® Dual Band Wireless-AC 8260
Test Item : Band Edge
Test Site : No.3 OATS
Test Mode : Mode 4 Beamforming: Transmit - 802.11n-40BW_30Mbps(5G Band)

Chain B

Test Frequency (MHz)	Measurement Level Δ (dB)	Limit Δ (dB)	Result
5795	49.50	>20	PASS

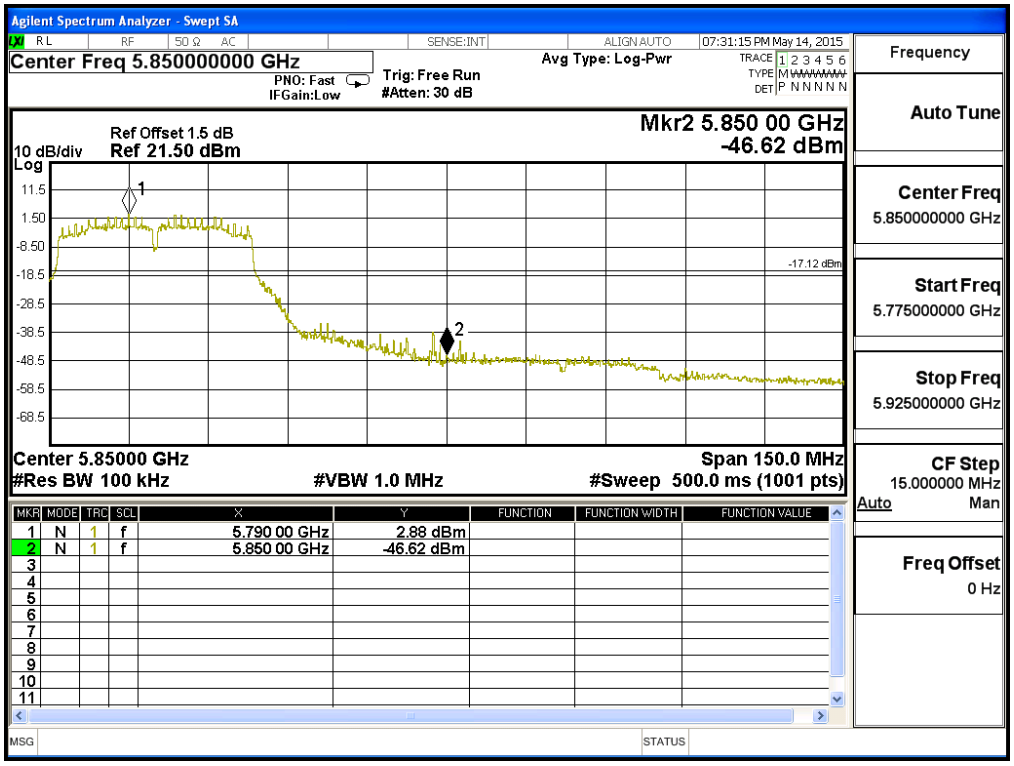

Product : Intel® Dual Band Wireless-AC 8260
Test Item : Band Edge
Test Site : No.3 OATS
Test Mode : Mode 4 Beamforming: Transmit - 802.11ac-80BW_65Mbps(5G Band)

Chain A

Test Frequency (MHz)	Measurement Level Δ (dB)	Limit Δ (dB)	Result
5775	39.09	>30	PASS

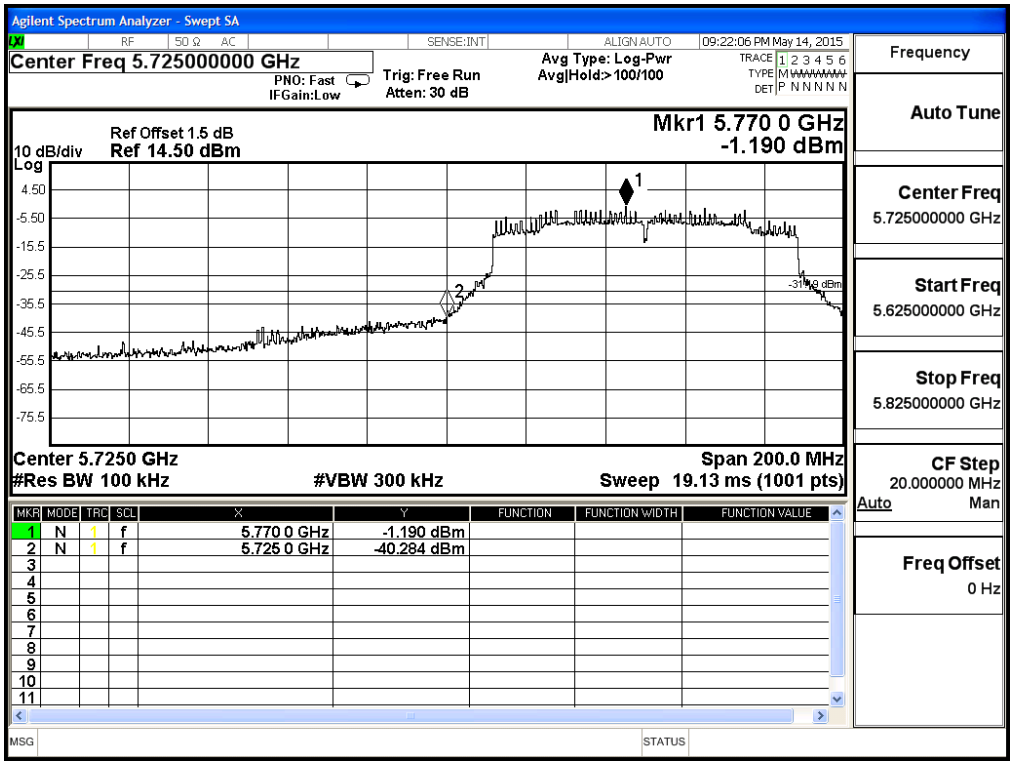

Product : Intel® Dual Band Wireless-AC 8260
Test Item : Band Edge
Test Site : No.3 OATS
Test Mode : Mode 4 Beamforming: Transmit - 802.11ac-80BW_65Mbps(5G Band)

Chain B

Test Frequency (MHz)	Measurement Level Δ (dB)	Limit Δ (dB)	Result
5775	37.85	>30	PASS

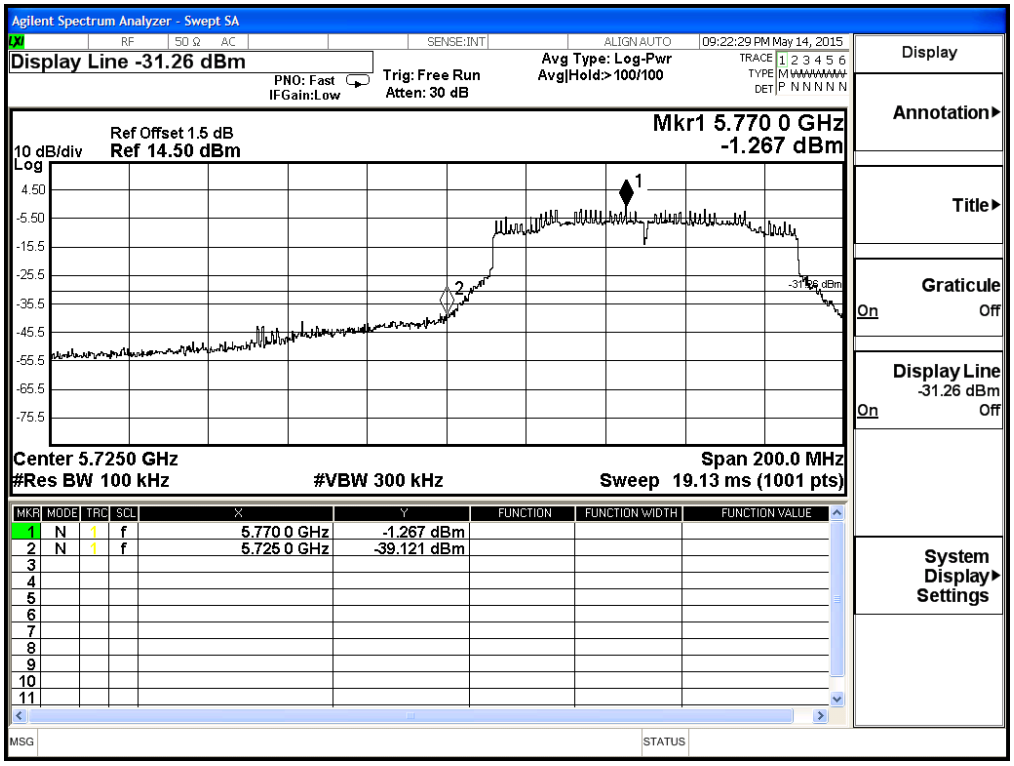

7. Occupied Bandwidth

7.1. Test Equipment

	Equipment	Manufacturer	Model No./Serial No.	Last Cal.
	Spectrum Analyzer	R&S	FSP40 / 100170	Jun, 2014
	Spectrum Analyzer	Agilent	E4407B / US39440758	Jun, 2014
X	Spectrum Analyzer	Agilent	N9010A / MY48030495	Apr., 2015

Note:
1. All equipments are calibrated with traceable calibrations. Each calibration is traceable to the national or international standards.
2. The test instruments marked with "X" are used to measure the final test results.

7.2. Test Setup

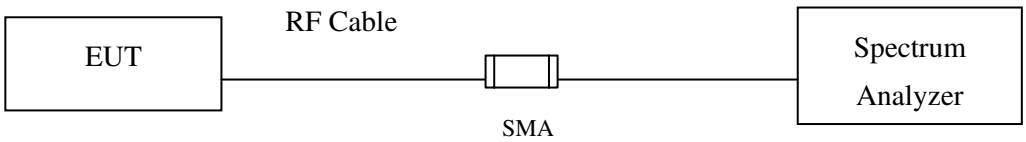

7.3. Limits

The minimum bandwidth shall be at least 500 kHz.

7.4. Test Procedure

The EUT was setup according to ANSI C63.10, 2009; tested according to DTS test procedure of KDB558074 for compliance to FCC 47CFR 15.247 requirements.

7.5. Uncertainty

± 150Hz

7.6. Test Result of Occupied Bandwidth

Product : Intel® Dual Band Wireless-AC 8260
Test Item : Occupied Bandwidth Data
Test Site : No.3 OATS
Test Mode : Mode 1 SISO A: Transmit (802.11b 1Mbps) (2412MHz)

Channel No.	Frequency (MHz)	Measurement Level (kHz)	Required Limit (kHz)	Result
1	2412.00	10200	>500	Pass

Figure Channel 1:

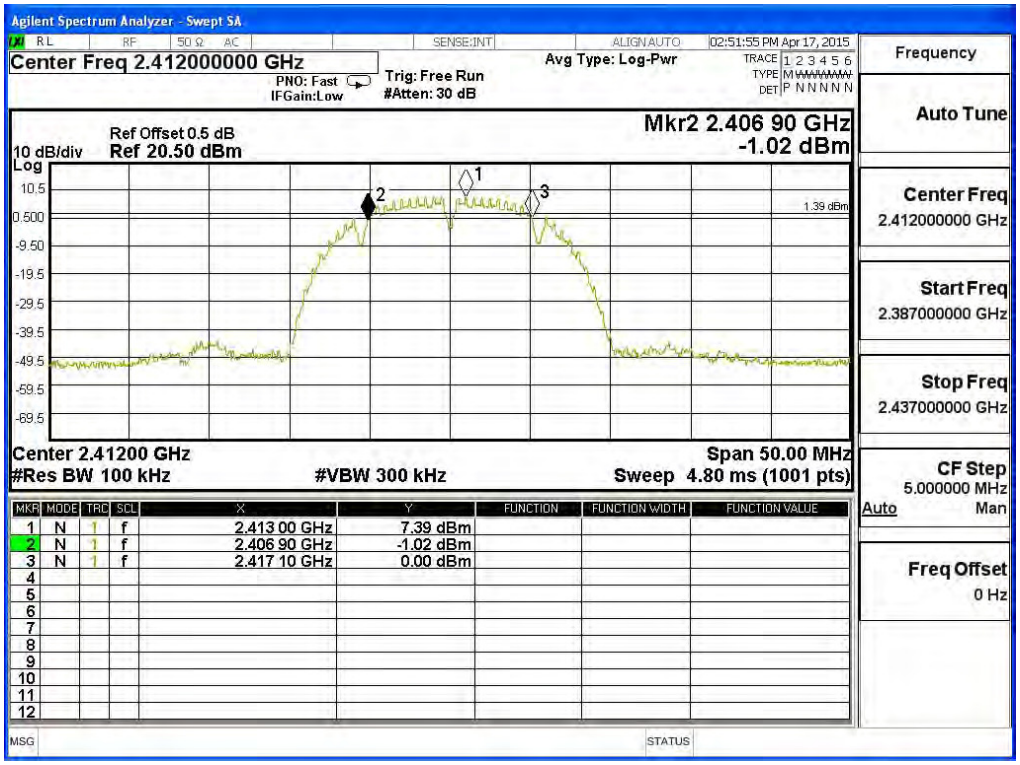

Product : Intel® Dual Band Wireless-AC 8260
Test Item : Occupied Bandwidth Data
Test Site : No.3 OATS
Test Mode : Mode 1 SISO A: Transmit (802.11b 1Mbps) (2437MHz)

Channel No.	Frequency (MHz)	Measurement Level (kHz)	Required Limit (kHz)	Result
6	2437.00	10200	>500	Pass

Figure Channel 6:

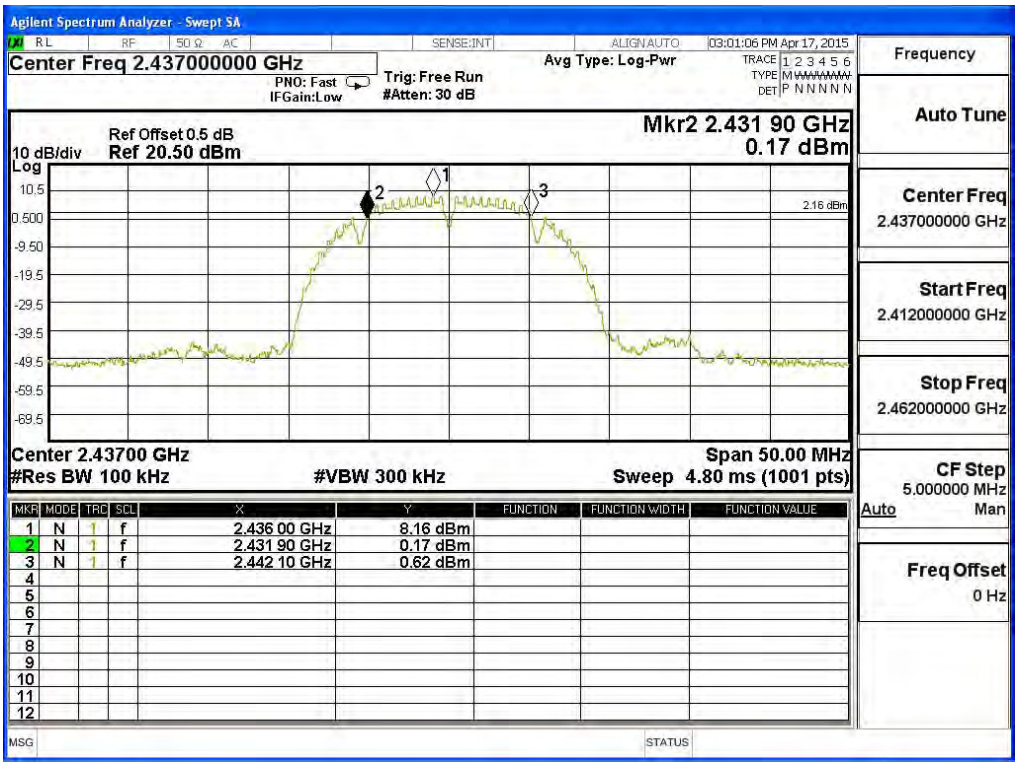

Product : Intel® Dual Band Wireless-AC 8260
Test Item : Occupied Bandwidth Data
Test Site : No.3 OATS
Test Mode : Mode 1 SISO A: Transmit (802.11b 1Mbps) (2462MHz)

Channel No.	Frequency (MHz)	Measurement Level (kHz)	Required Limit (kHz)	Result
11	2462.00	10200	>500	Pass

Figure Channel 11:

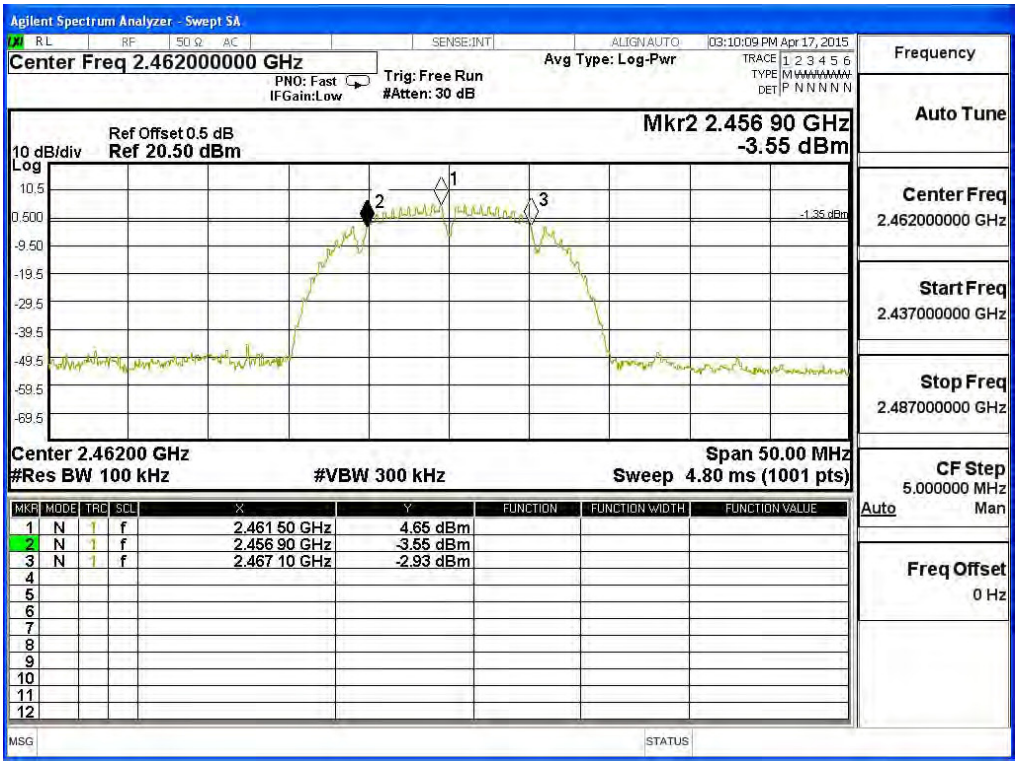

Product : Intel® Dual Band Wireless-AC 8260
Test Item : Occupied Bandwidth Data
Test Site : No.3 OATS
Test Mode : Mode 1 SISO A: Transmit (802.11b 1Mbps) (2467MHz)

Channel No.	Frequency (MHz)	Measurement Level (kHz)	Required Limit (kHz)	Result
12	2467.00	10200	>500	Pass

Figure Channel 12:

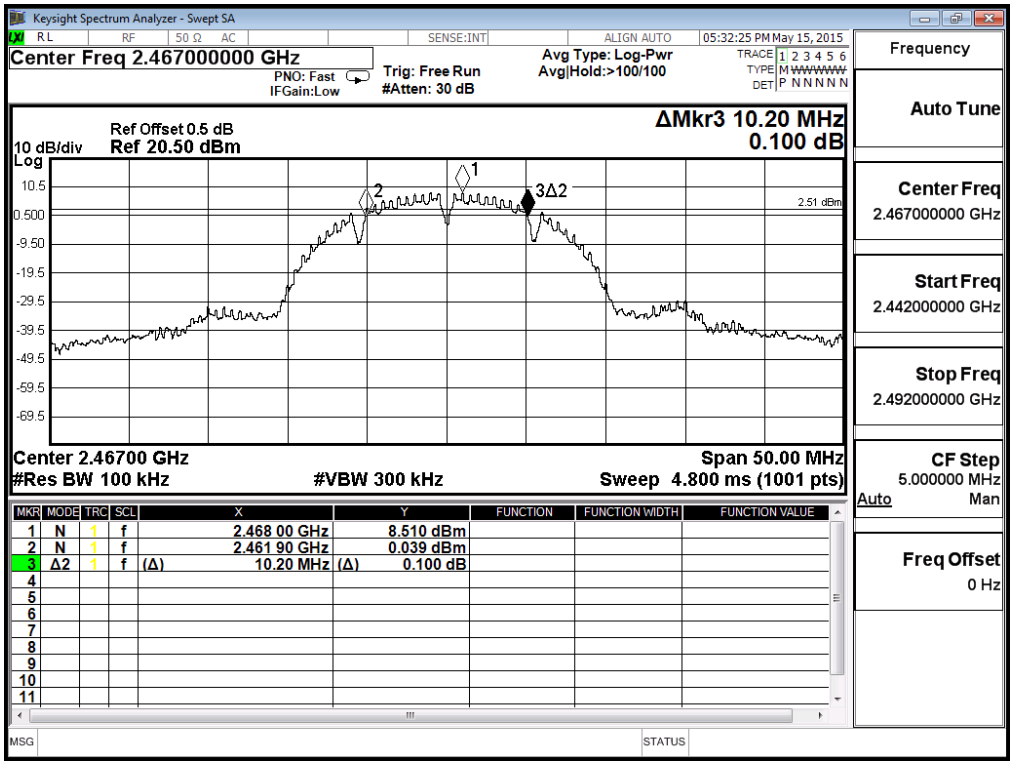

Product : Intel® Dual Band Wireless-AC 8260
Test Item : Occupied Bandwidth Data
Test Site : No.3 OATS
Test Mode : Mode 1 SISO A: Transmit (802.11g 6Mbps) (2412MHz)

Channel No.	Frequency (MHz)	Measurement Level (kHz)	Required Limit (kHz)	Result
1	2412.00	16450	>500	Pass

Figure Channel 1:

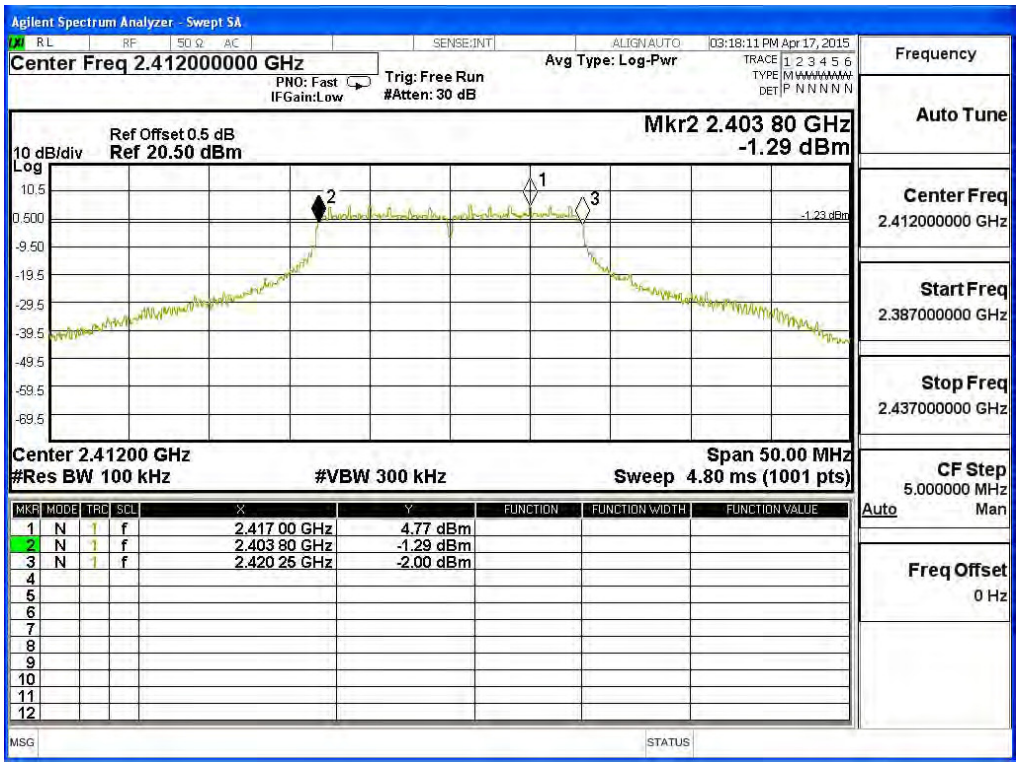

Product : Intel® Dual Band Wireless-AC 8260
Test Item : Occupied Bandwidth Data
Test Site : No.3 OATS
Test Mode : Mode 1 SISO A: Transmit (802.11g 6Mbps) (2437MHz)

Channel No.	Frequency (MHz)	Measurement Level (kHz)	Required Limit (kHz)	Result
6	2437.00	16450	>500	Pass

Figure Channel 6:

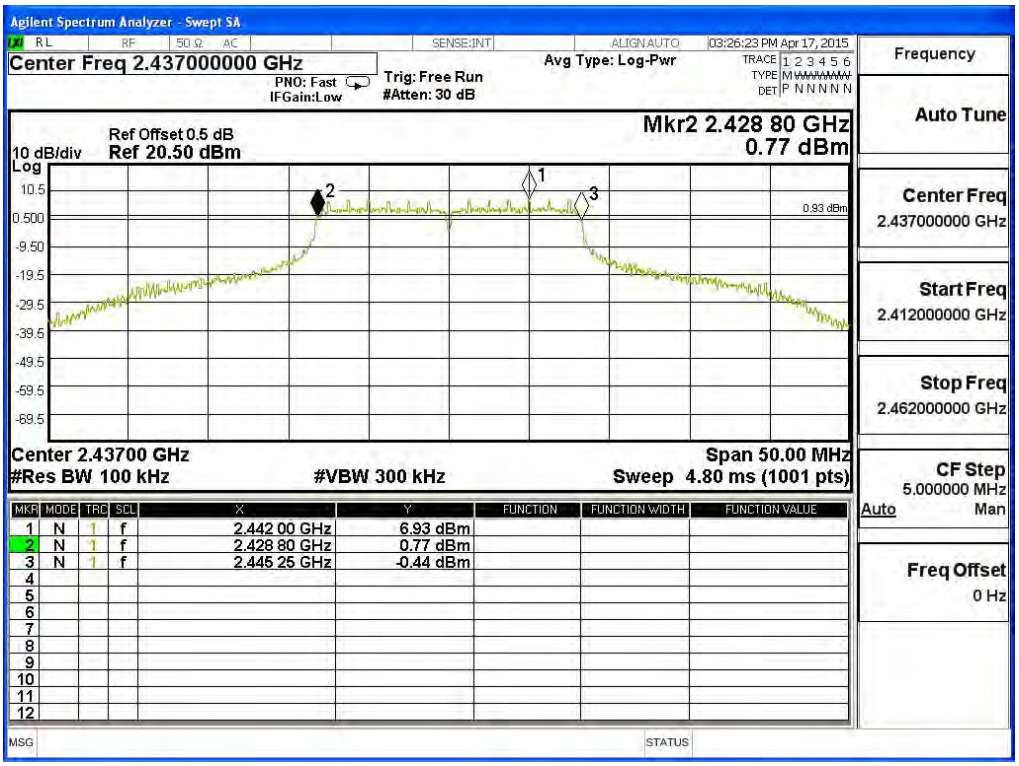

Product : Intel® Dual Band Wireless-AC 8260
Test Item : Occupied Bandwidth Data
Test Site : No.3 OATS
Test Mode : Mode 1 SISO A: Transmit (802.11g 6Mbps) (2462MHz)

Channel No.	Frequency (MHz)	Measurement Level (kHz)	Required Limit (kHz)	Result
11	2462.00	16450	>500	Pass

Figure Channel 11:

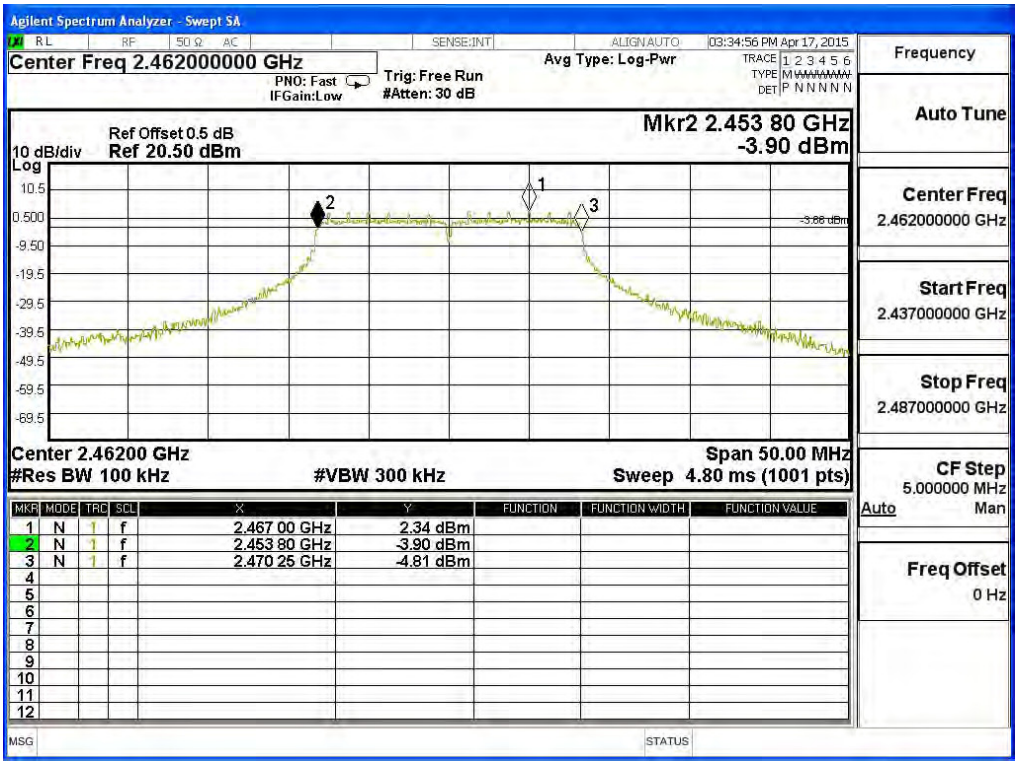

Product : Intel® Dual Band Wireless-AC 8260
Test Item : Occupied Bandwidth Data
Test Site : No.3 OATS
Test Mode : Mode 1 SISO A: Transmit (802.11g 6Mbps) (2467MHz)

Channel No.	Frequency (MHz)	Measurement Level (kHz)	Required Limit (kHz)	Result
12	2467.00	15800	>500	Pass

Figure Channel 12:

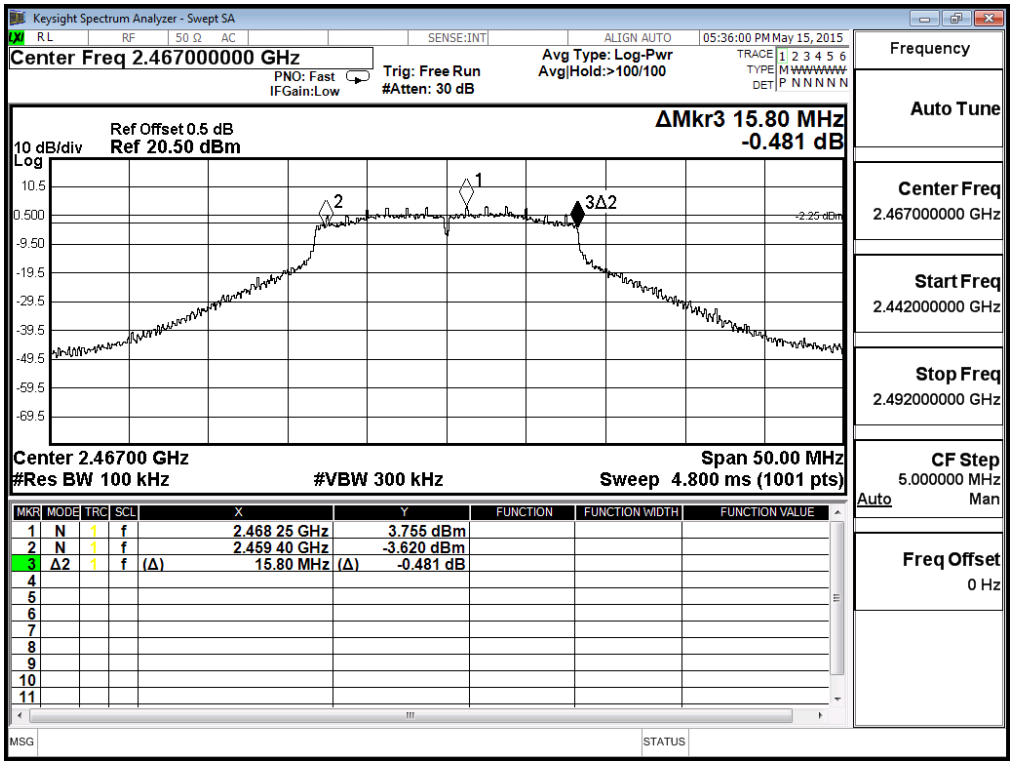

Product : Intel® Dual Band Wireless-AC 8260
Test Item : Occupied Bandwidth Data
Test Site : No.3 OATS
Test Mode : Mode 1 SISO A: Transmit - 802.11a 6Mbps (5745MHz)

Channel No.	Frequency (MHz)	Measurement Level (kHz)	Required Limit (kHz)	Result
149	5745.00	15400	>500	Pass

Figure Channel 149:

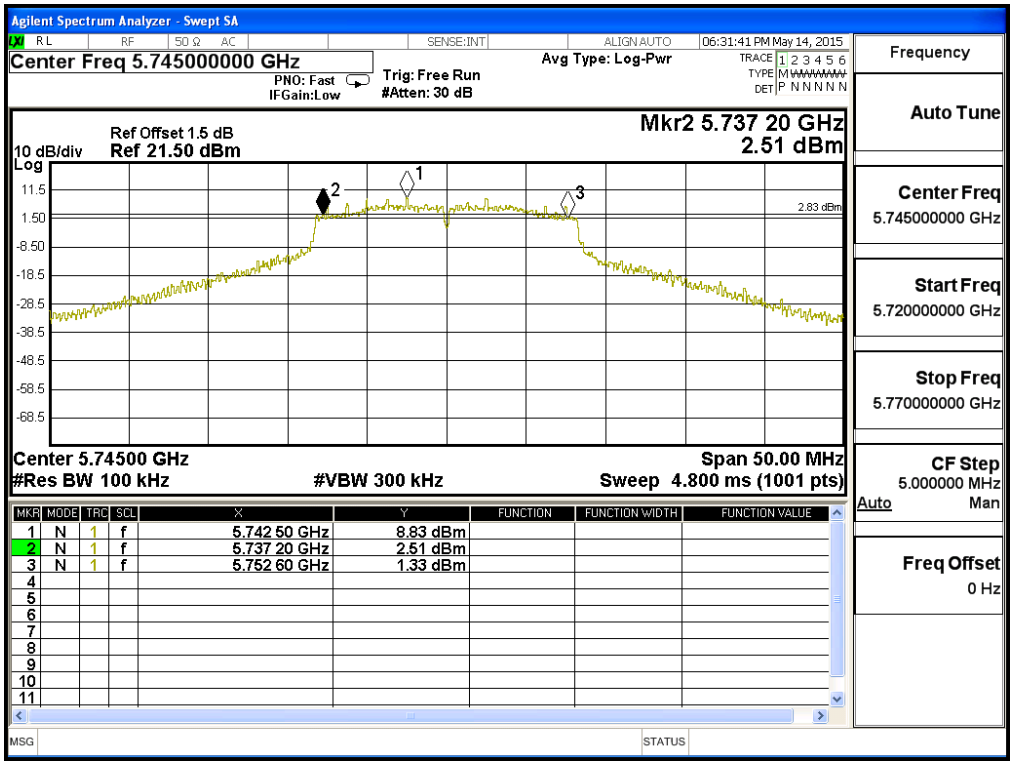

Product : Intel® Dual Band Wireless-AC 8260
Test Item : Occupied Bandwidth Data
Test Site : No.3 OATS
Test Mode : Mode 1 SISO A: Transmit - 802.11a 6Mbps (5785MHz)

Channel No.	Frequency (MHz)	Measurement Level (kHz)	Required Limit (kHz)	Result
157	5785.00	15800	>500	Pass

Figure Channel 157:

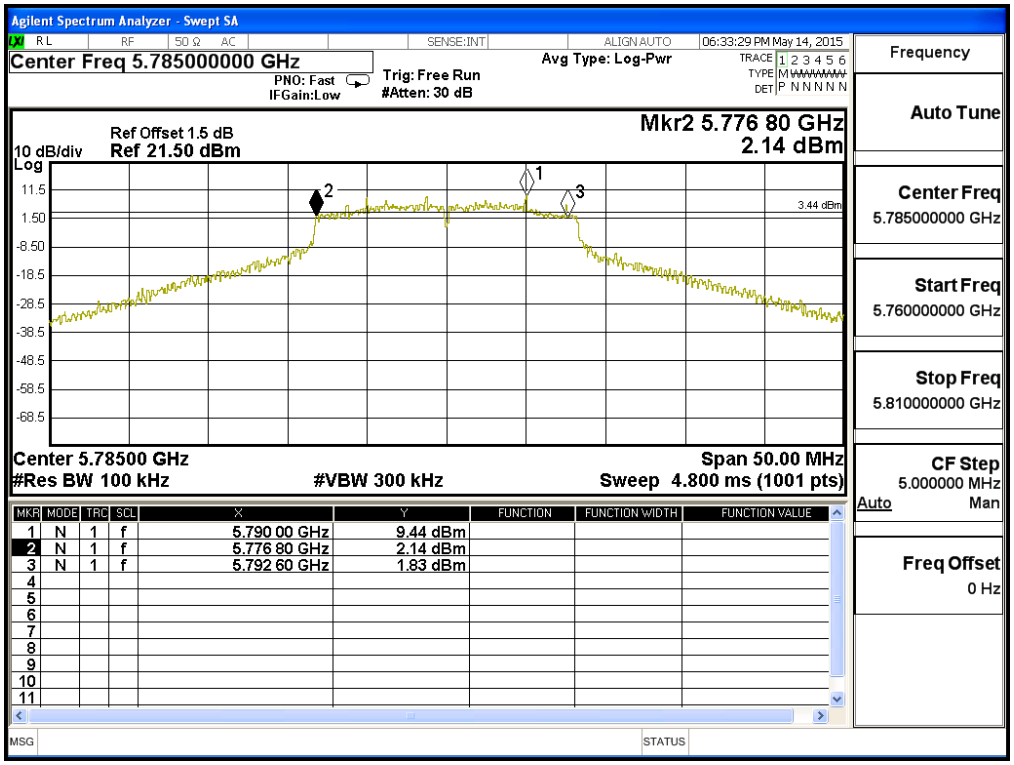

Product : Intel® Dual Band Wireless-AC 8260
Test Item : Occupied Bandwidth Data
Test Site : No.3 OATS
Test Mode : Mode 1 SISO A: Transmit - 802.11a 6Mbps (5825MHz)

Channel No.	Frequency (MHz)	Measurement Level (kHz)	Required Limit (kHz)	Result
165	5825.00	15200	>500	Pass

Figure Channel 165:

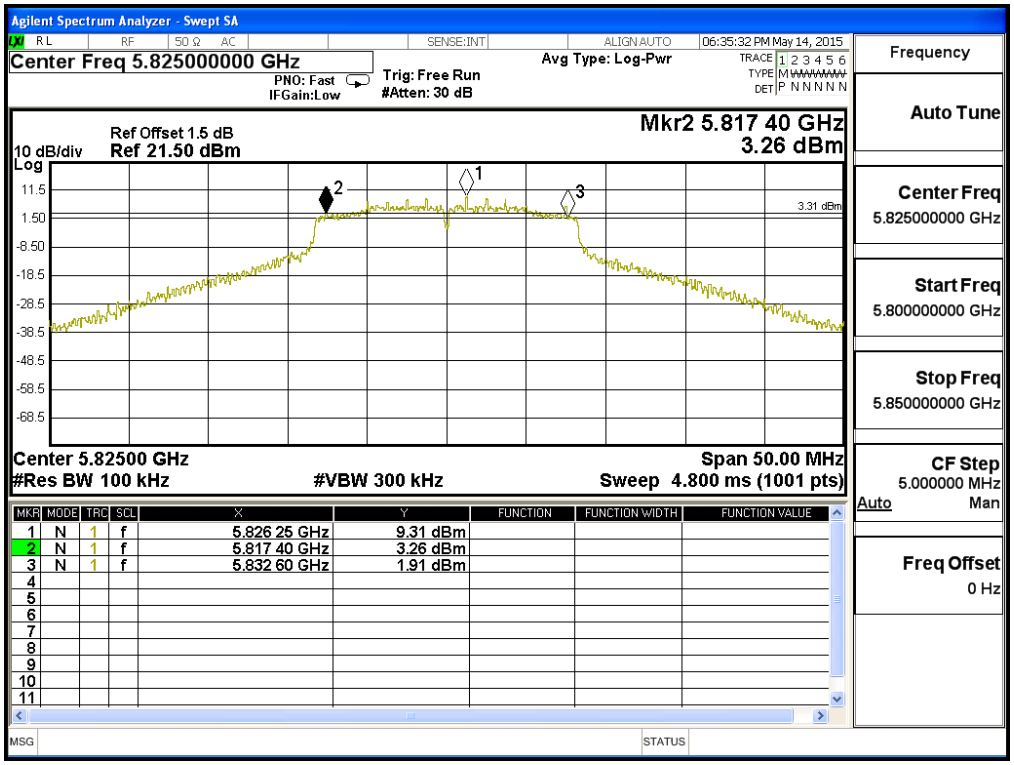

Product : Intel® Dual Band Wireless-AC 8260
Test Item : Occupied Bandwidth Data
Test Site : No.3 OATS
Test Mode : Mode 1 SISO A: Transmit - 802.11n-20BW_7.2Mbps(2.4G Band) (2412MHz)

Channel No.	Frequency (MHz)	Measurement Level (kHz)	Required Limit (kHz)	Result
1	2412.00	17700	>500	Pass

Figure Channel 1:

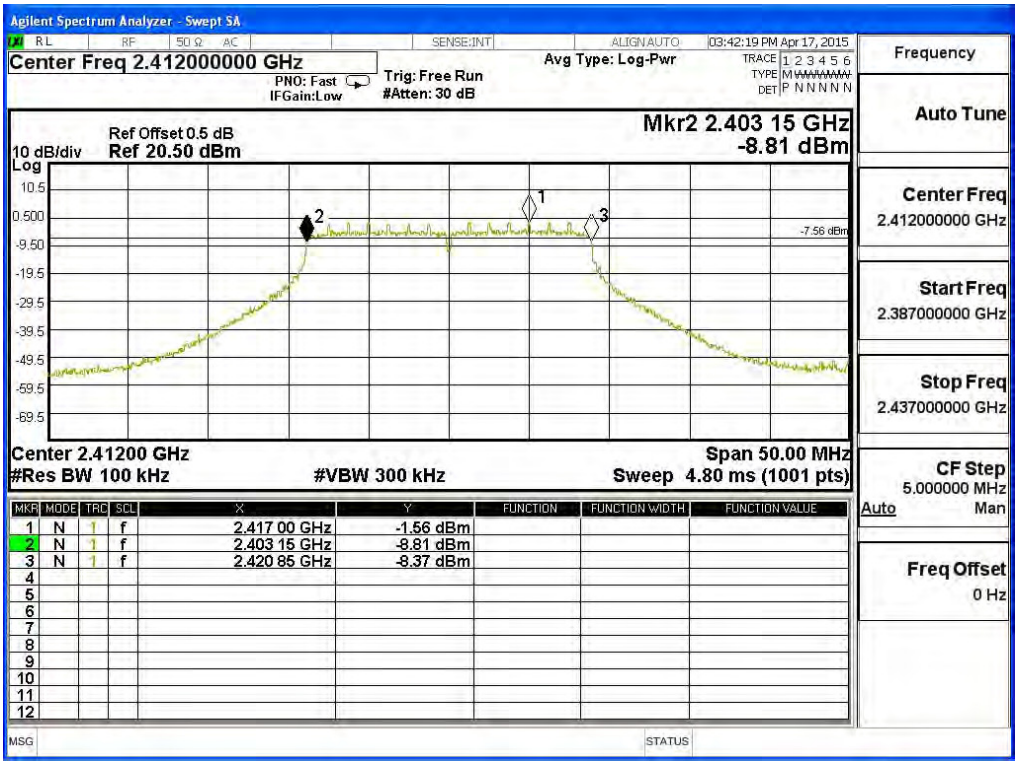

Product : Intel® Dual Band Wireless-AC 8260
Test Item : Occupied Bandwidth Data
Test Site : No.3 OATS
Test Mode : Mode 1 SISO A: Transmit - 802.11n-20BW_7.2Mbps(2.4G Band) (2437MHz)

Channel No.	Frequency (MHz)	Measurement Level (kHz)	Required Limit (kHz)	Result
6	2437.00	17700	>500	Pass

Figure Channel 6:

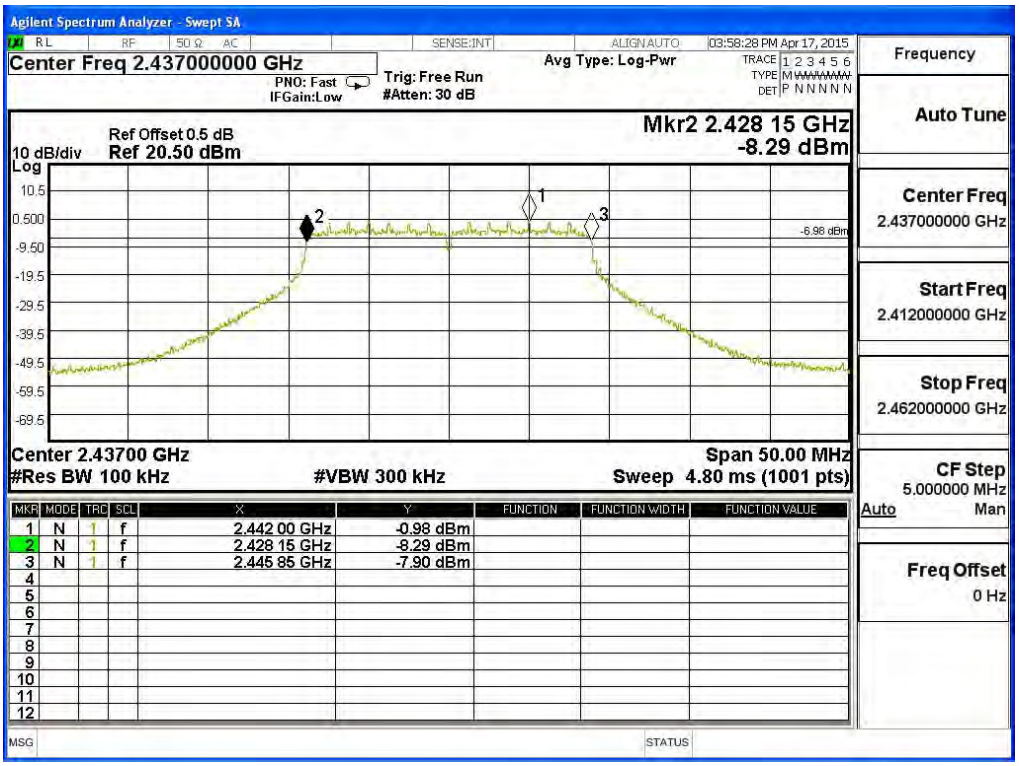

Product : Intel® Dual Band Wireless-AC 8260
Test Item : Occupied Bandwidth Data
Test Site : No.3 OATS
Test Mode : Mode 1 SISO A: Transmit - 802.11n-20BW_7.2Mbps(2.4G Band) (2462MHz)

Channel No.	Frequency (MHz)	Measurement Level (kHz)	Required Limit (kHz)	Result
11	2462.00	17700	>500	Pass

Figure Channel 11:

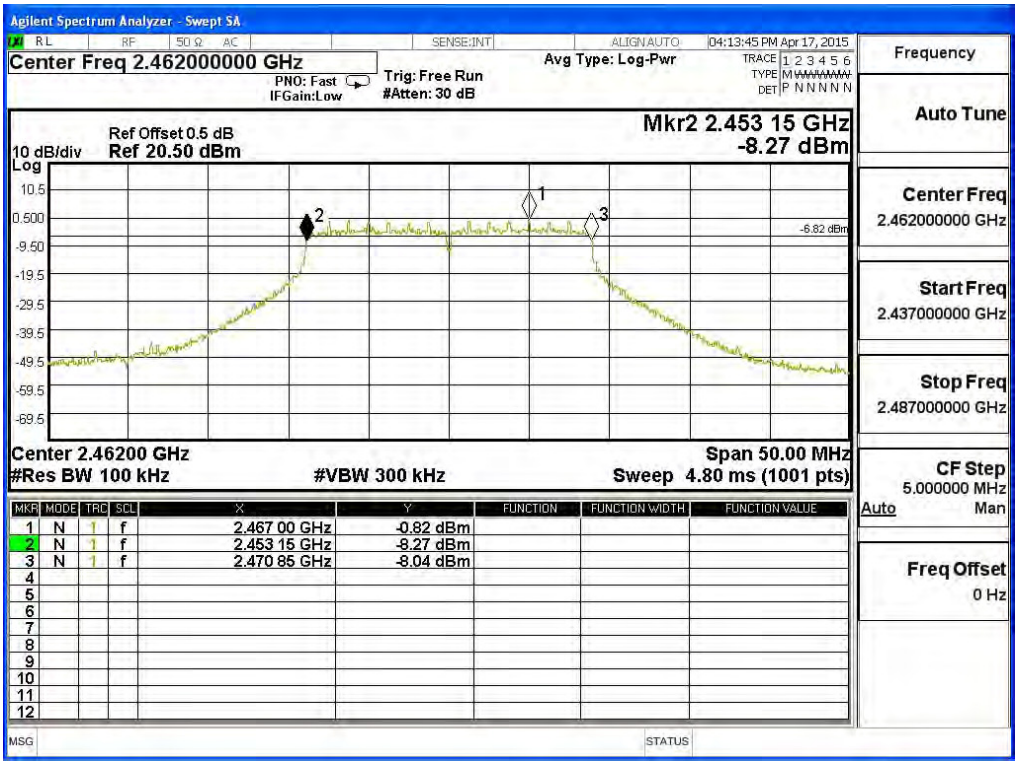

Product : Intel® Dual Band Wireless-AC 8260
Test Item : Occupied Bandwidth Data
Test Site : No.3 OATS
Test Mode : Mode 1 SISO A: Transmit - 802.11n-20BW_7.2Mbps(2.4G Band) (2467MHz)

Channel No.	Frequency (MHz)	Measurement Level (kHz)	Required Limit (kHz)	Result
12	2467.00	15250	>500	Pass

Figure Channel 12:

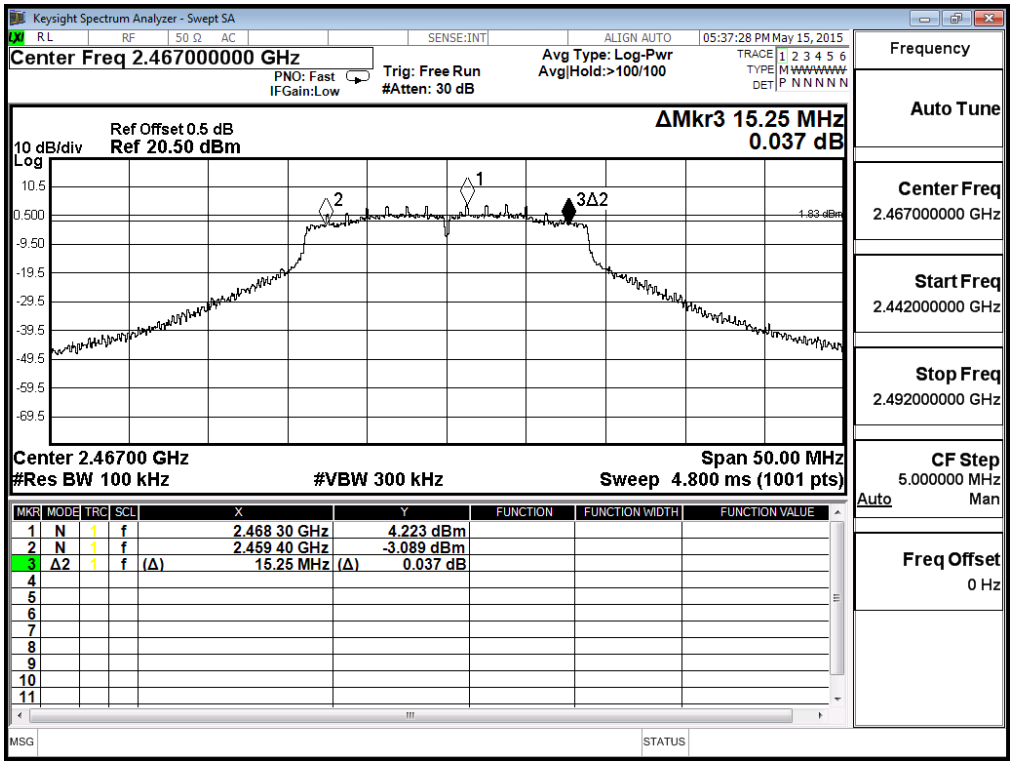

Product : Intel® Dual Band Wireless-AC 8260
Test Item : Occupied Bandwidth Data
Test Site : No.3 OATS
Test Mode : Mode 1 SISO A: Transmit - 802.11n-40BW_15Mbps(2.4G Band) (2422MHz)

Channel No.	Frequency (MHz)	Measurement Level (kHz)	Required Limit (kHz)	Result
3	2422.00	36600	>500	Pass

Figure Channel 3:

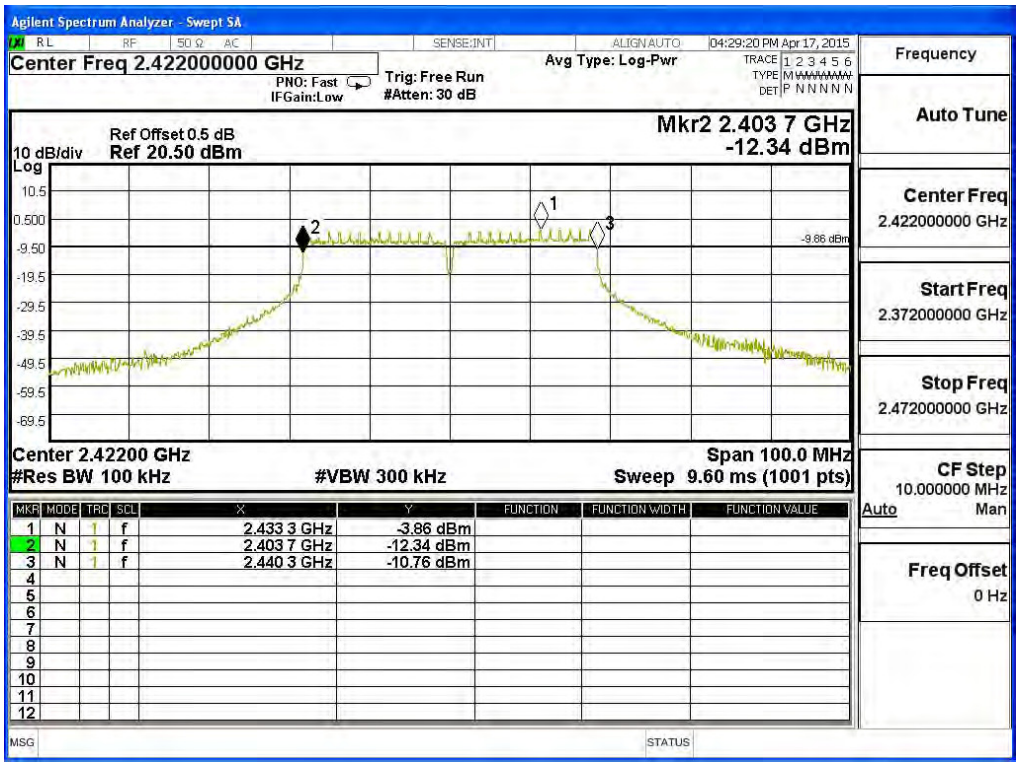

Product : Intel® Dual Band Wireless-AC 8260
Test Item : Occupied Bandwidth Data
Test Site : No.3 OATS
Test Mode : Mode 1 SISO A: Transmit - 802.11n-40BW_15Mbps(2.4G Band) (2437MHz)

Channel No.	Frequency (MHz)	Measurement Level (kHz)	Required Limit (kHz)	Result
6	2437.00	36600	>500	Pass

Figure Channel 6:

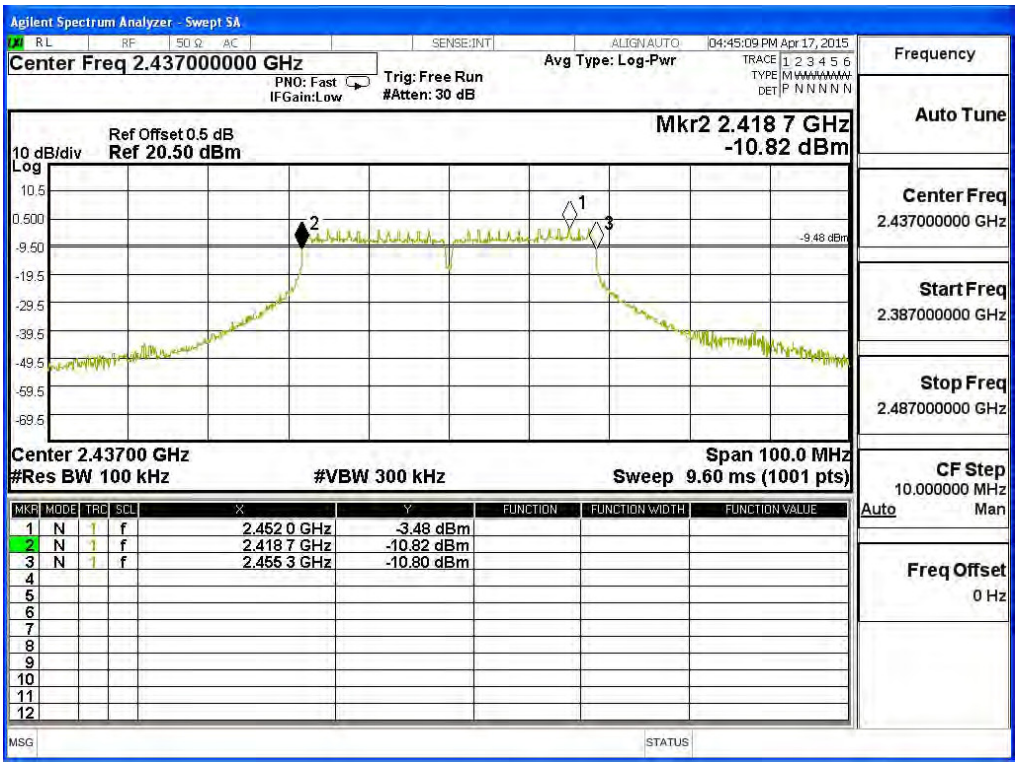

Product : Intel® Dual Band Wireless-AC 8260
Test Item : Occupied Bandwidth Data
Test Site : No.3 OATS
Test Mode : Mode 1 SISO A: Transmit - 802.11n-40BW_15Mbps(2.4G Band) (2452MHz)

Channel No.	Frequency (MHz)	Measurement Level (kHz)	Required Limit (kHz)	Result
9	2452.00	36600	>500	Pass

Figure Channel 9:

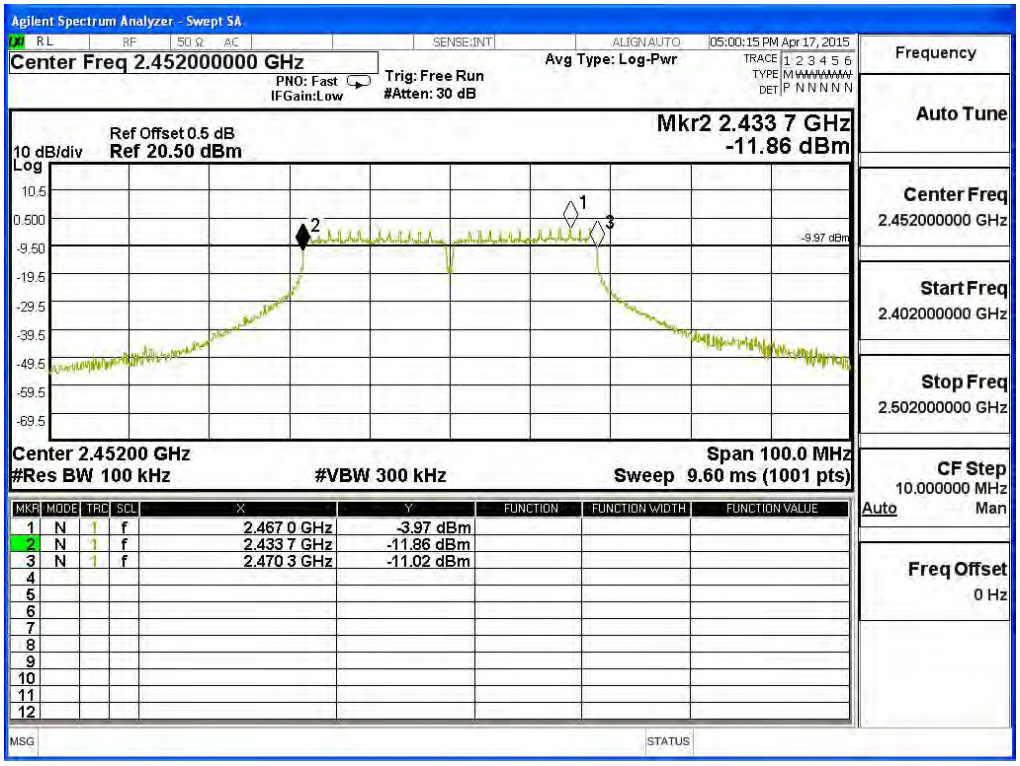

Product : Intel® Dual Band Wireless-AC 8260
Test Item : Occupied Bandwidth Data
Test Site : No.3 OATS
Test Mode : Mode 1 SISO A: Transmit - 802.11n-40BW_15Mbps(2.4G Band) (2457MHz)

Channel No.	Frequency (MHz)	Measurement Level (kHz)	Required Limit (kHz)	Result
10	2457.00	35200	>500	Pass

Figure Channel 10:

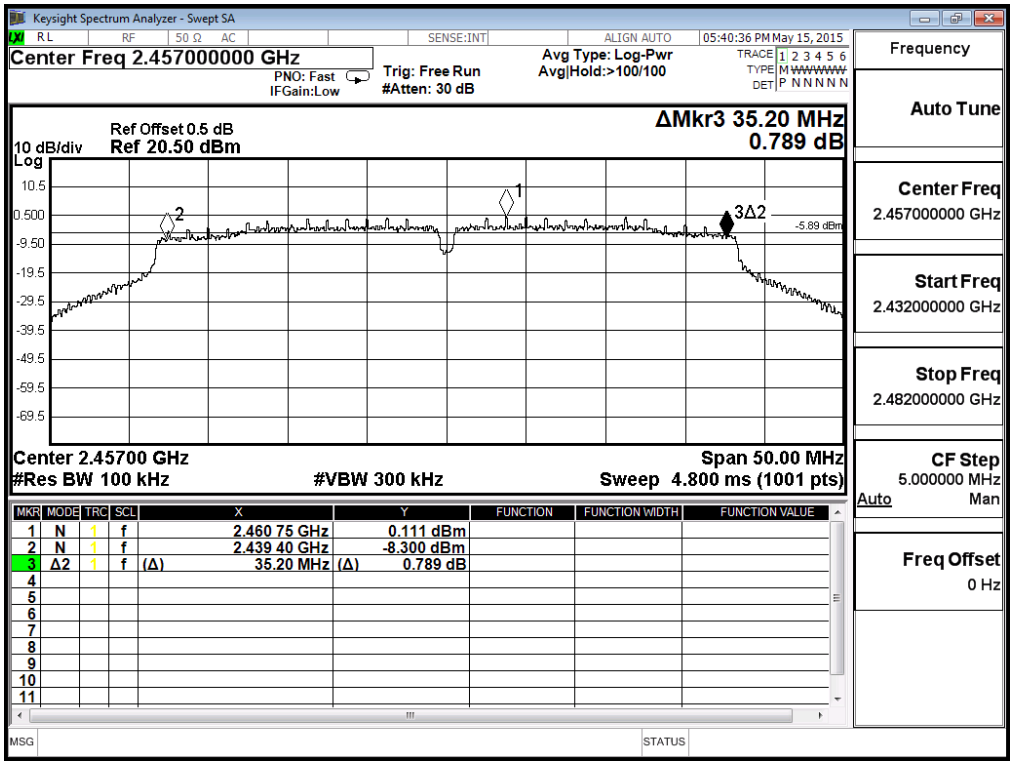

Product : Intel® Dual Band Wireless-AC 8260
Test Item : Occupied Bandwidth Data
Test Site : No.3 OATS
Test Mode : Mode 1 SISO A: Transmit - 802.11n-20BW_7.2Mbps(5G Band) (5745MHz)

Channel No.	Frequency (MHz)	Measurement Level (kHz)	Required Limit (kHz)	Result
149	5745.00	15200	>500	Pass

Figure Channel 149:

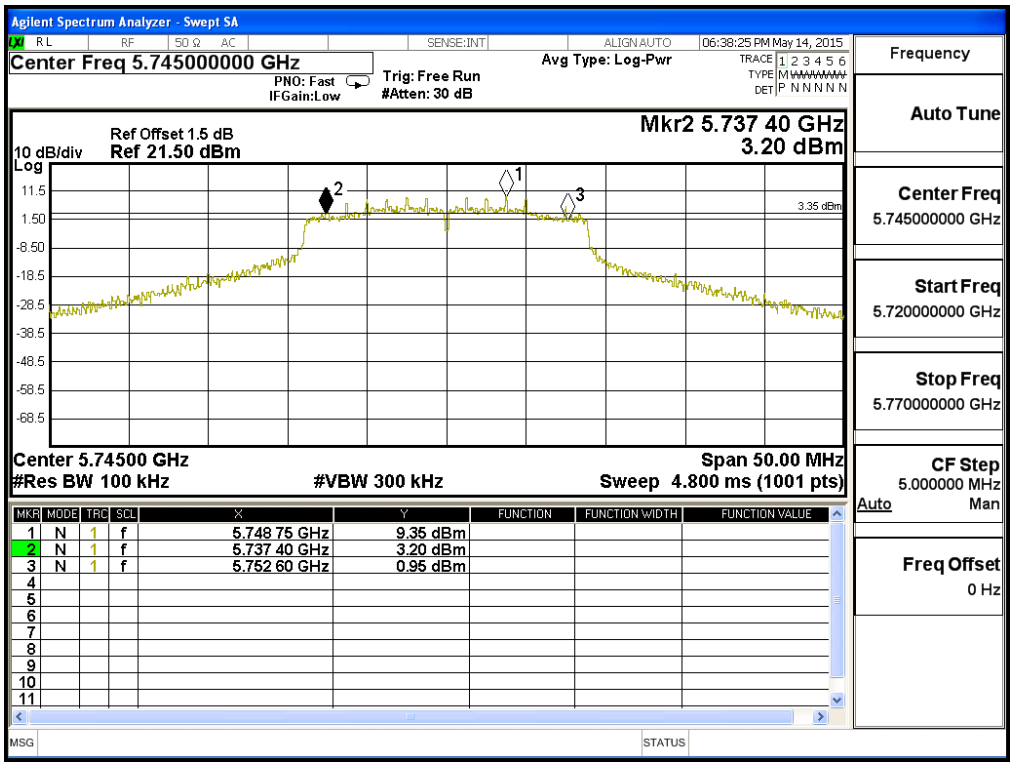

Product : Intel® Dual Band Wireless-AC 8260
Test Item : Occupied Bandwidth Data
Test Site : No.3 OATS
Test Mode : Mode 1 SISO A: Transmit - 802.11n-20BW_7.2Mbps(5G Band) (5785MHz)

Channel No.	Frequency (MHz)	Measurement Level (kHz)	Required Limit (kHz)	Result
157	5785.00	15200	>500	Pass

Figure Channel 157:

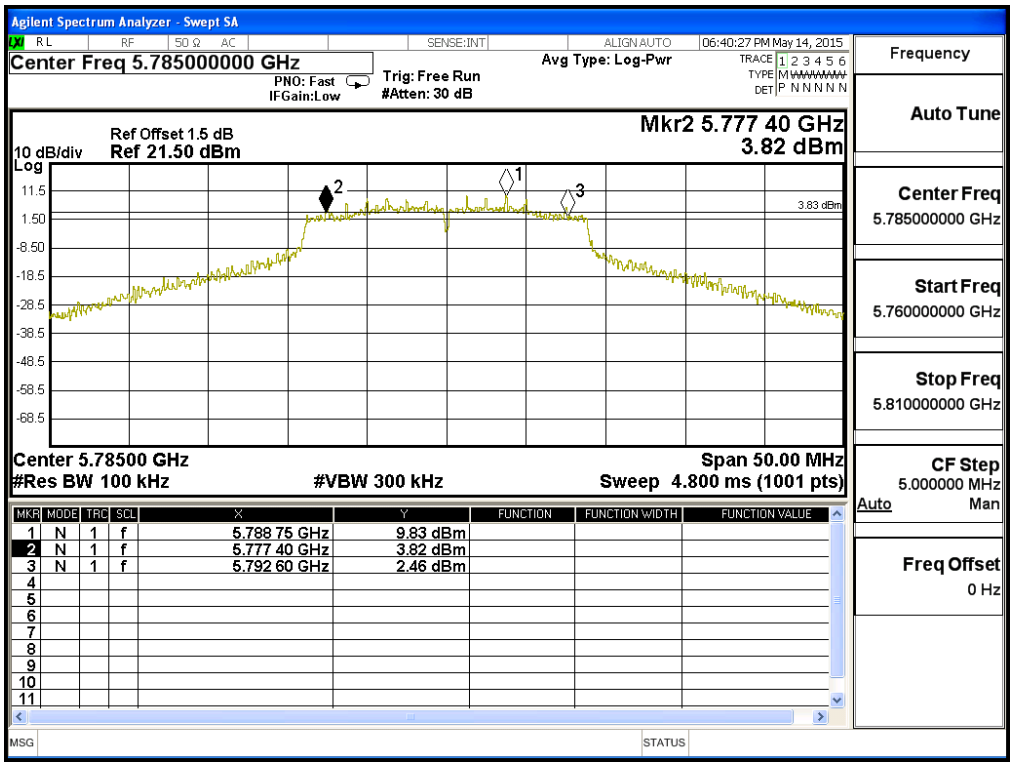

Product : Intel® Dual Band Wireless-AC 8260
Test Item : Occupied Bandwidth Data
Test Site : No.3 OATS
Test Mode : Mode 1 SISO A: Transmit - 802.11n-20BW_7.2Mbps(5G Band) (5825MHz)

Channel No.	Frequency (MHz)	Measurement Level (kHz)	Required Limit (kHz)	Result
165	5825.00	15250	>500	Pass

Figure Channel 165:

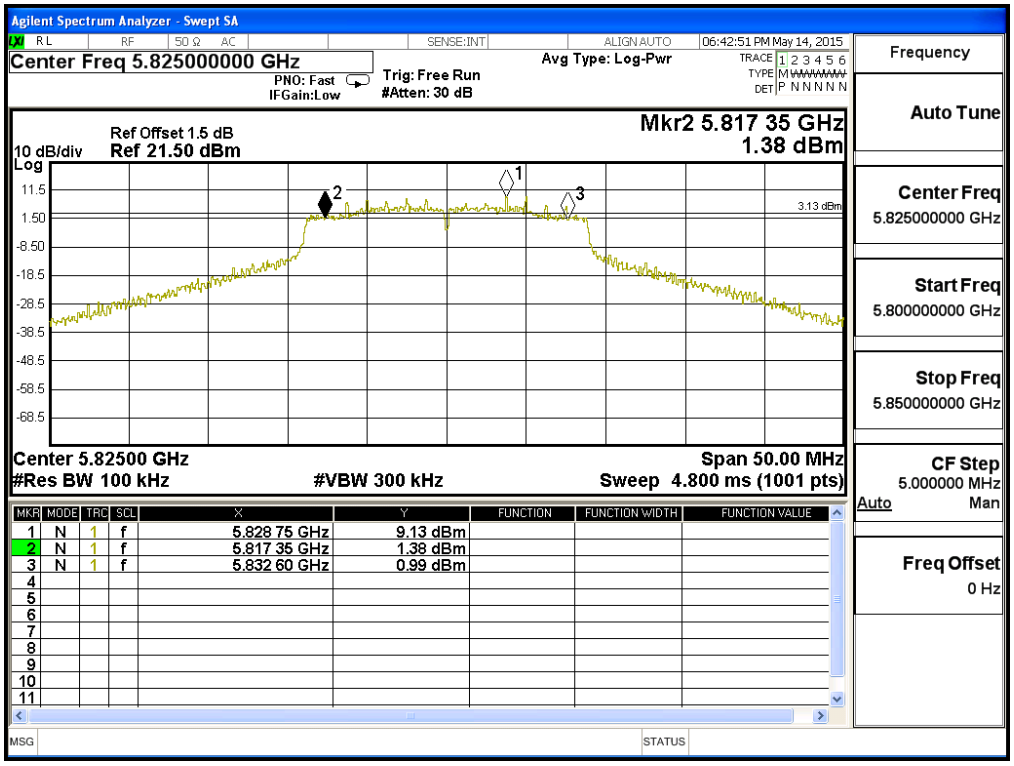

Product : Intel® Dual Band Wireless-AC 8260
Test Item : Occupied Bandwidth Data
Test Site : No.3 OATS
Test Mode : Mode 1 SISO A: Transmit - 802.11n-40BW_15Mbps(5G Band) (5755MHz)

Channel No.	Frequency (MHz)	Measurement Level (kHz)	Required Limit (kHz)	Result
151	5755.00	34000	>500	Pass

Figure Channel 151:

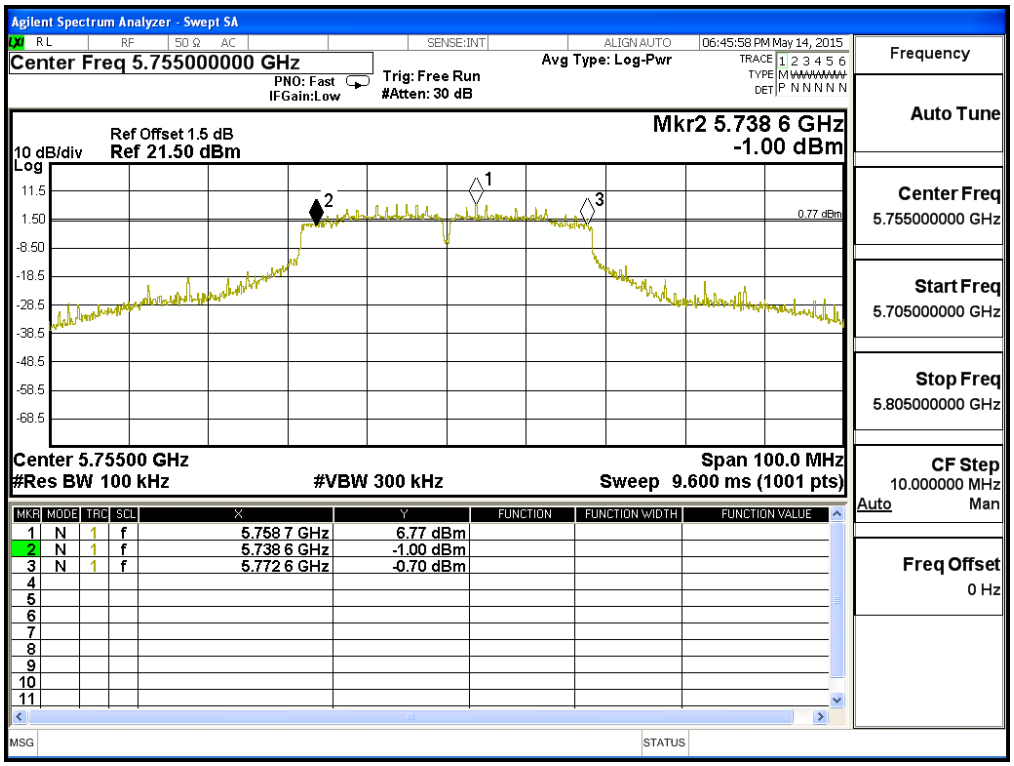

Product : Intel® Dual Band Wireless-AC 8260
Test Item : Occupied Bandwidth Data
Test Site : No.3 OATS
Test Mode : Mode 1 SISO A: Transmit - 802.11n-40BW_15Mbps(5G Band) (5795MHz)

Channel No.	Frequency (MHz)	Measurement Level (kHz)	Required Limit (kHz)	Result
159	5795.00	34000	>500	Pass

Figure Channel 159:

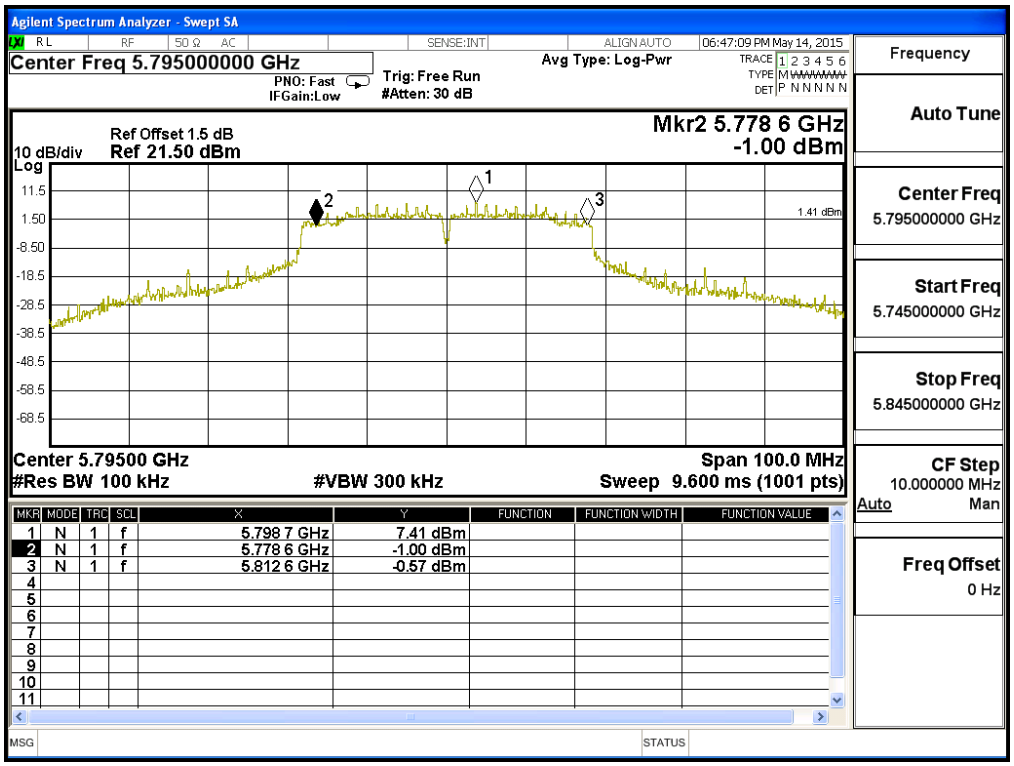

Product : Intel® Dual Band Wireless-AC 8260
Test Item : Occupied Bandwidth Data
Test Site : No.3 OATS
Test Mode : Mode 1 SISO A: Transmit - 802.11ac-80BW_32.5Mbps(5G Band) (5775MHz)

Channel No.	Frequency (MHz)	Measurement Level (kHz)	Required Limit (kHz)	Result
155	5775.00	72750	>500	Pass

Figure Channel 155:

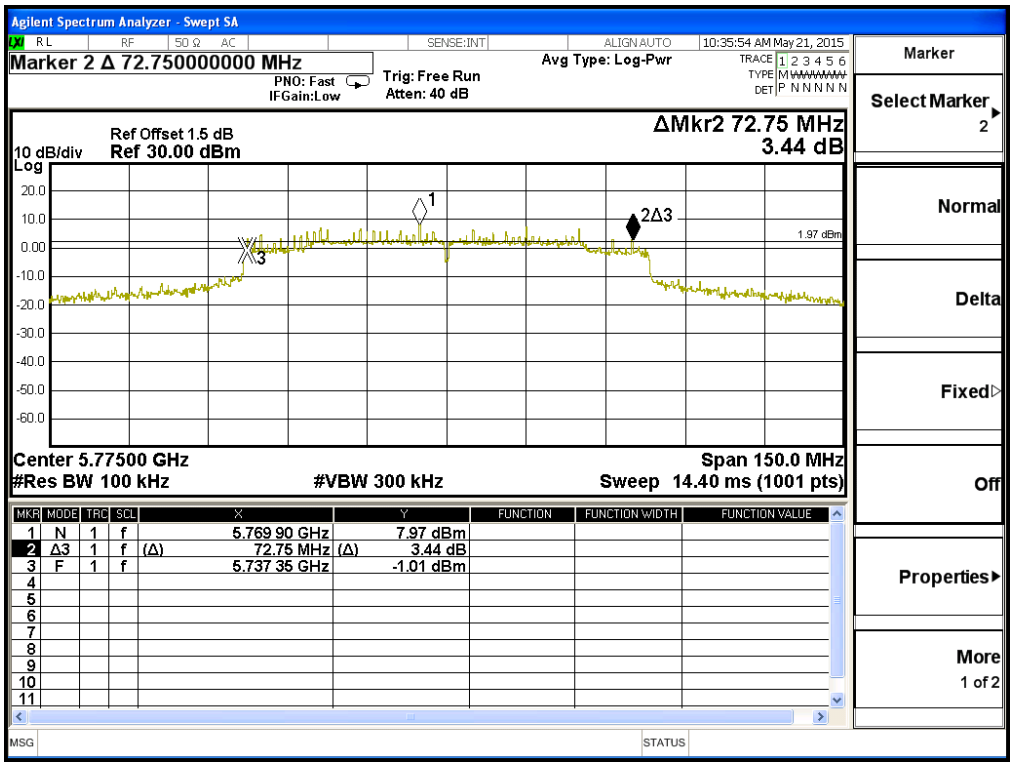

Product : Intel® Dual Band Wireless-AC 8260
Test Item : Occupied Bandwidth Data
Test Site : No.3 OATS
Test Mode : Mode 2 SISO B: Transmit (802.11b 1Mbps) (2412MHz)

Channel No.	Frequency (MHz)	Measurement Level (kHz)	Required Limit (kHz)	Result
1	2412.00	10200	>500	Pass

Figure Channel 1:

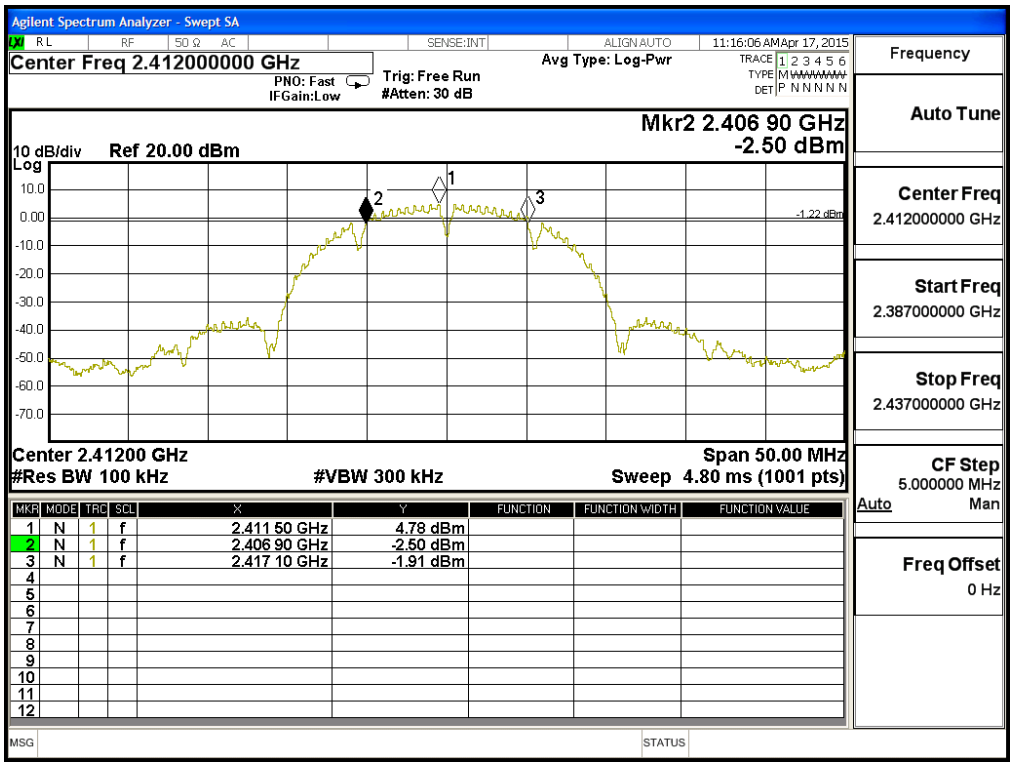

Product : Intel® Dual Band Wireless-AC 8260
Test Item : Occupied Bandwidth Data
Test Site : No.3 OATS
Test Mode : Mode 2 SISO B: Transmit (802.11b 1Mbps) (2437MHz)

Channel No.	Frequency (MHz)	Measurement Level (kHz)	Required Limit (kHz)	Result
6	2437.00	10200	>500	Pass

Figure Channel 6:

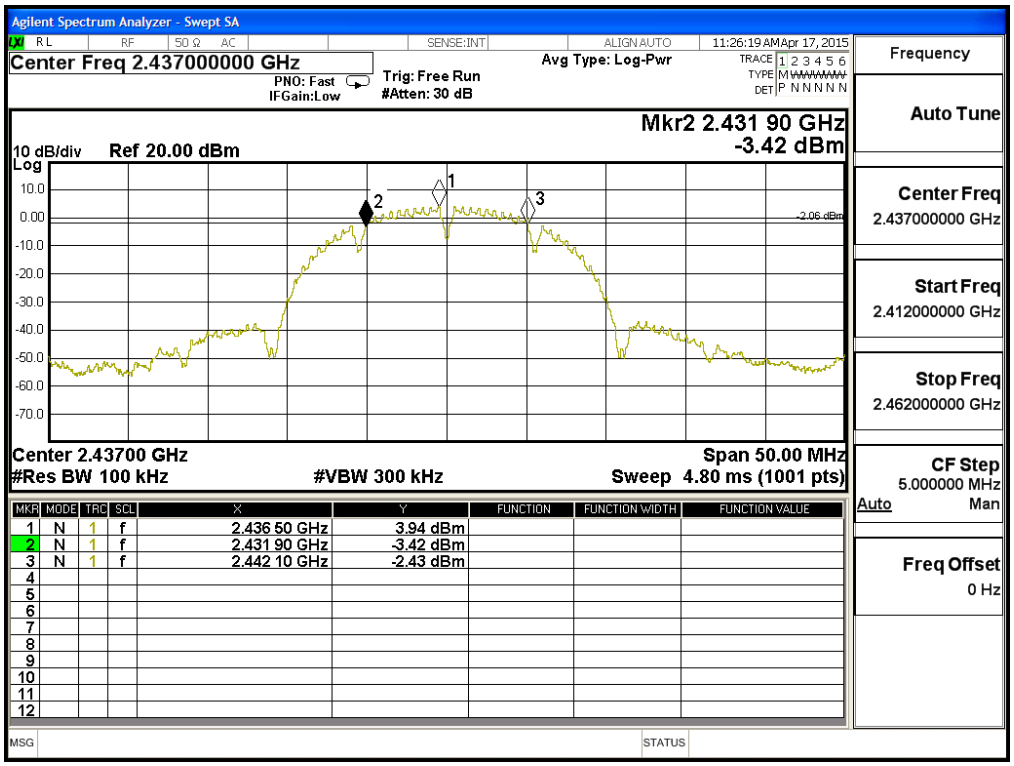

Product : Intel® Dual Band Wireless-AC 8260
Test Item : Occupied Bandwidth Data
Test Site : No.3 OATS
Test Mode : Mode 2 SISO B: Transmit (802.11b 1Mbps) (2462MHz)

Channel No.	Frequency (MHz)	Measurement Level (kHz)	Required Limit (kHz)	Result
11	2462.00	10200	>500	Pass

Figure Channel 11:

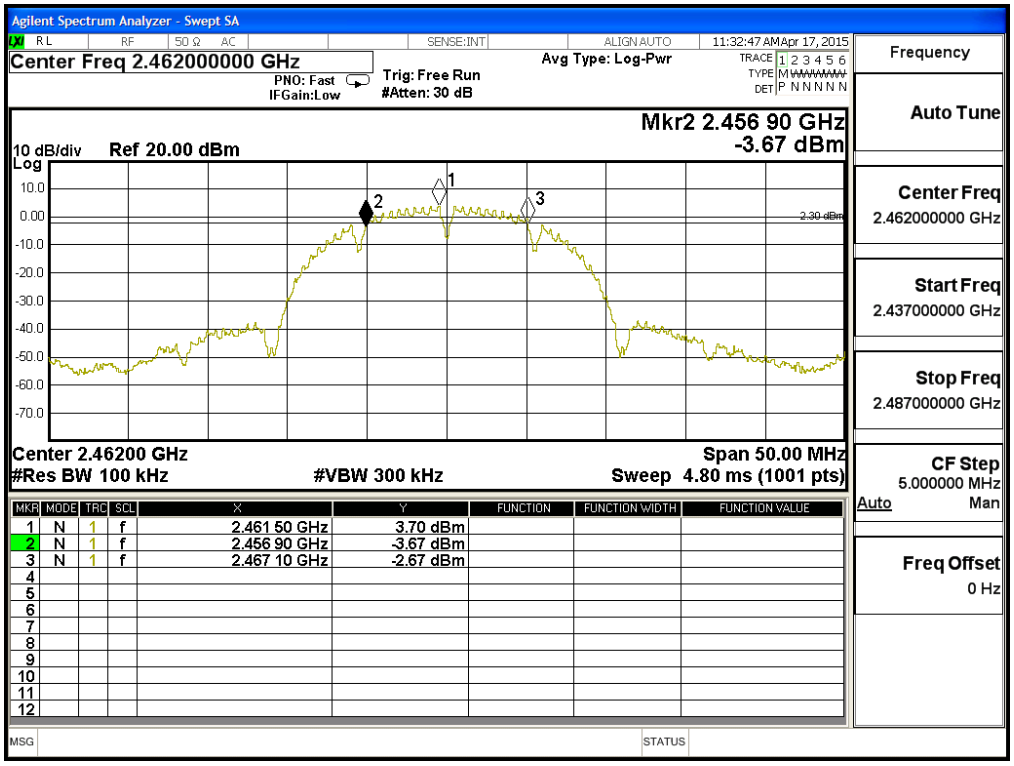

Product : Intel® Dual Band Wireless-AC 8260
Test Item : Occupied Bandwidth Data
Test Site : No.3 OATS
Test Mode : Mode 2 SISO B: Transmit (802.11b 1Mbps) (2467MHz)

Channel No.	Frequency (MHz)	Measurement Level (kHz)	Required Limit (kHz)	Result
12	2467.00	10200	>500	Pass

Figure Channel 12:

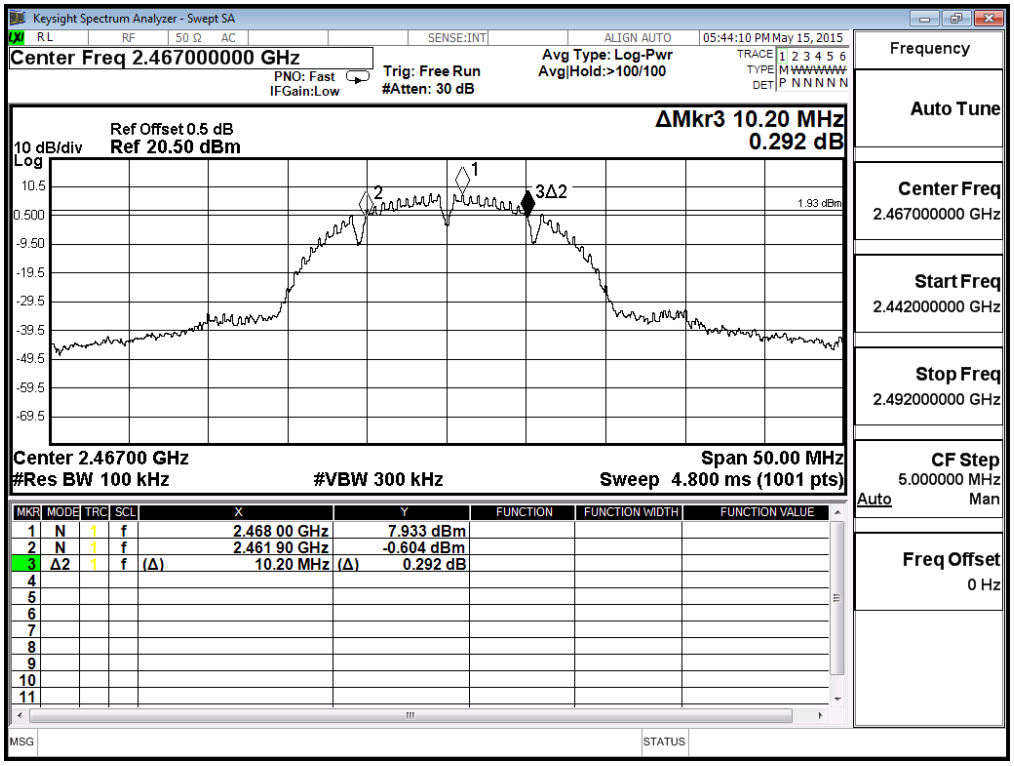

Product : Intel® Dual Band Wireless-AC 8260
Test Item : Occupied Bandwidth Data
Test Site : No.3 OATS
Test Mode : Mode 2 SISO B: Transmit (802.11g 6Mbps) (2412MHz)

Channel No.	Frequency (MHz)	Measurement Level (kHz)	Required Limit (kHz)	Result
1	2412.00	16650	>500	Pass

Figure Channel 1:

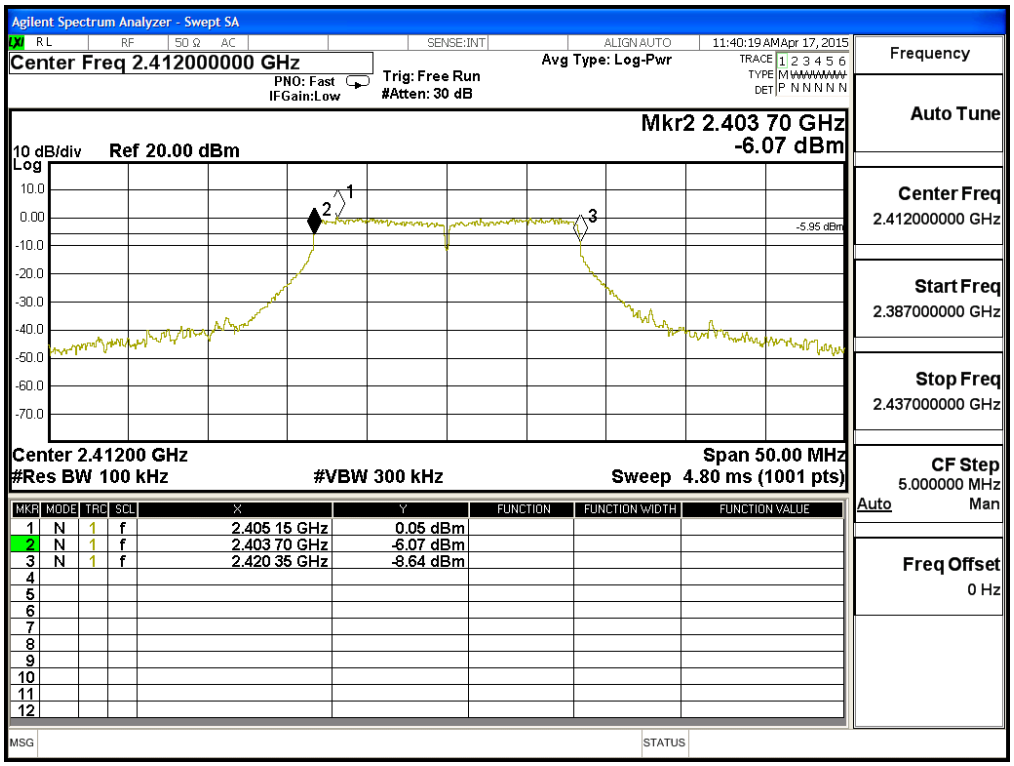

Product : Intel® Dual Band Wireless-AC 8260
Test Item : Occupied Bandwidth Data
Test Site : No.3 OATS
Test Mode : Mode 2 SISO B: Transmit (802.11g 6Mbps) (2437MHz)

Channel No.	Frequency (MHz)	Measurement Level (kHz)	Required Limit (kHz)	Result
6	2437.00	16650	>500	Pass

Figure Channel 6:

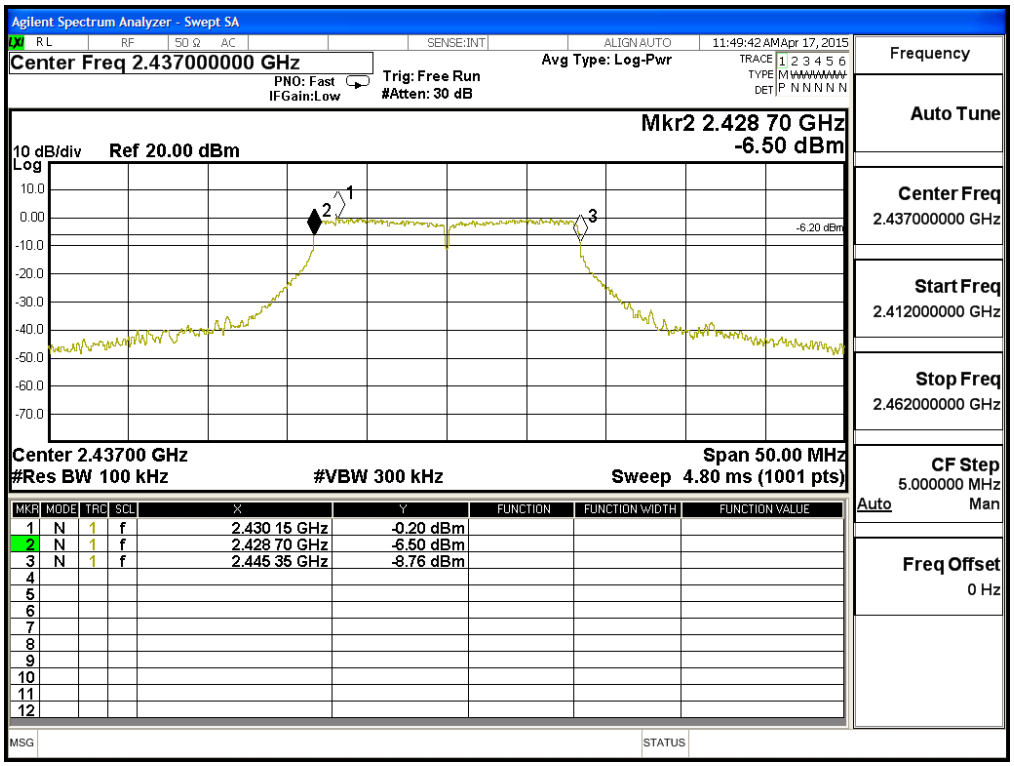

Product : Intel® Dual Band Wireless-AC 8260
Test Item : Occupied Bandwidth Data
Test Site : No.3 OATS
Test Mode : Mode 2 SISO B: Transmit (802.11g 6Mbps) (2462MHz)

Channel No.	Frequency (MHz)	Measurement Level (kHz)	Required Limit (kHz)	Result
11	2462.00	16650	>500	Pass

Figure Channel 11:

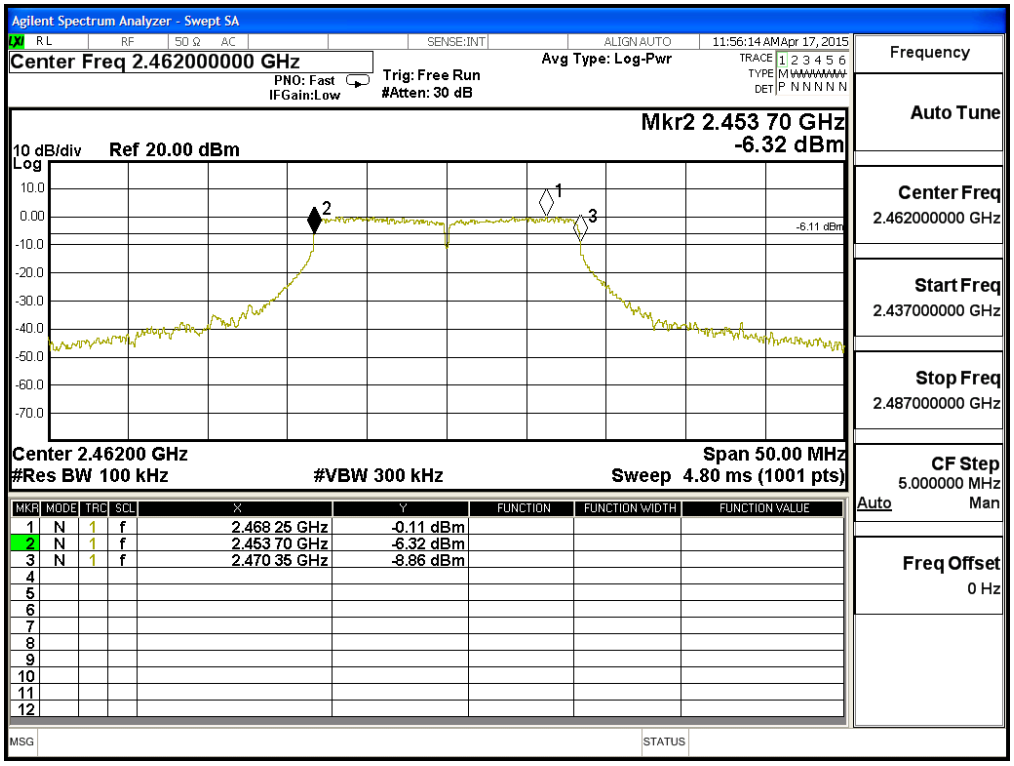

Product : Intel® Dual Band Wireless-AC 8260
Test Item : Occupied Bandwidth Data
Test Site : No.3 OATS
Test Mode : Mode 2 SISO B: Transmit (802.11g 6Mbps) (2467MHz)

Channel No.	Frequency (MHz)	Measurement Level (kHz)	Required Limit (kHz)	Result
12	2467.00	15250	>500	Pass

Figure Channel 12:

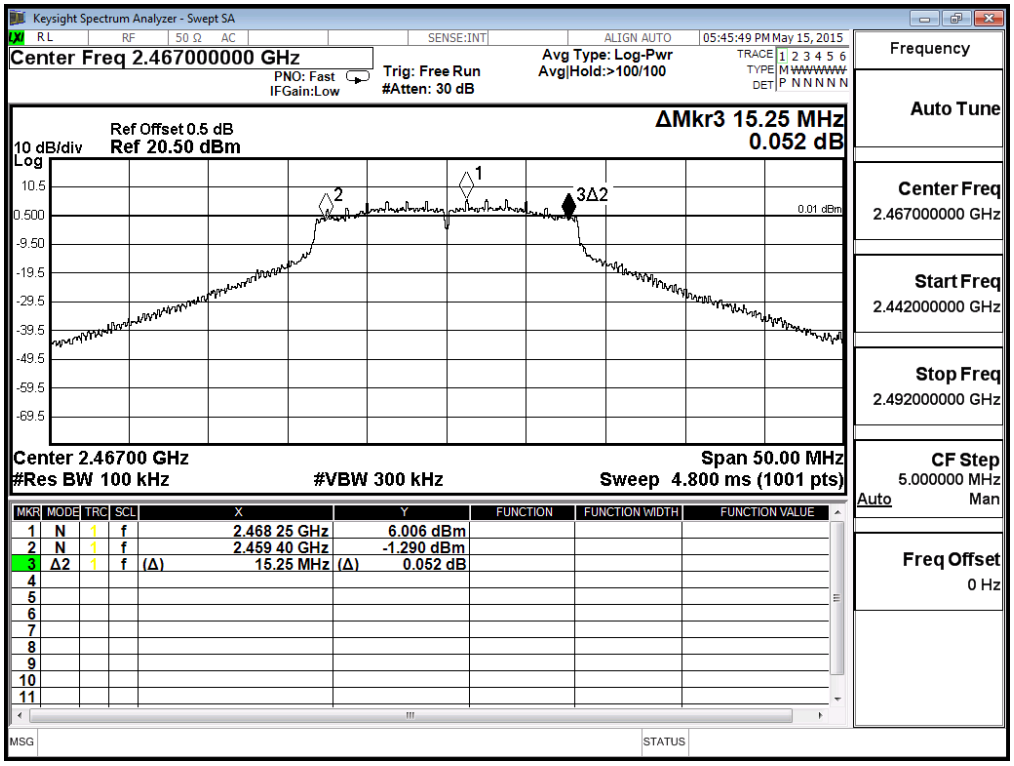

Product : Intel® Dual Band Wireless-AC 8260
Test Item : Occupied Bandwidth Data
Test Site : No.3 OATS
Test Mode : Mode 2 SISO B: Transmit - 802.11a 6Mbps (5745MHz)

Channel No.	Frequency (MHz)	Measurement Level (kHz)	Required Limit (kHz)	Result
149	5745.00	15450	>500	Pass

Figure Channel 149:

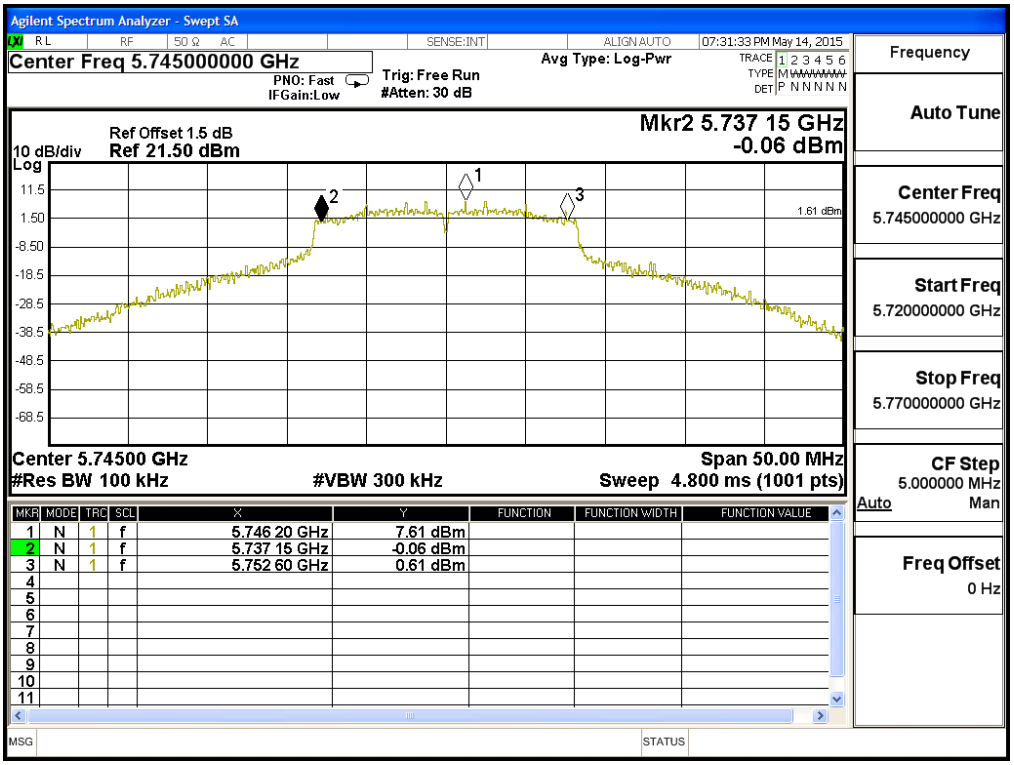

Product : Intel® Dual Band Wireless-AC 8260
Test Item : Occupied Bandwidth Data
Test Site : No.3 OATS
Test Mode : Mode 2 SISO B: Transmit - 802.11a 6Mbps (5785MHz)

Channel No.	Frequency (MHz)	Measurement Level (kHz)	Required Limit (kHz)	Result
157	5785.00	15250	>500	Pass

Figure Channel 157:

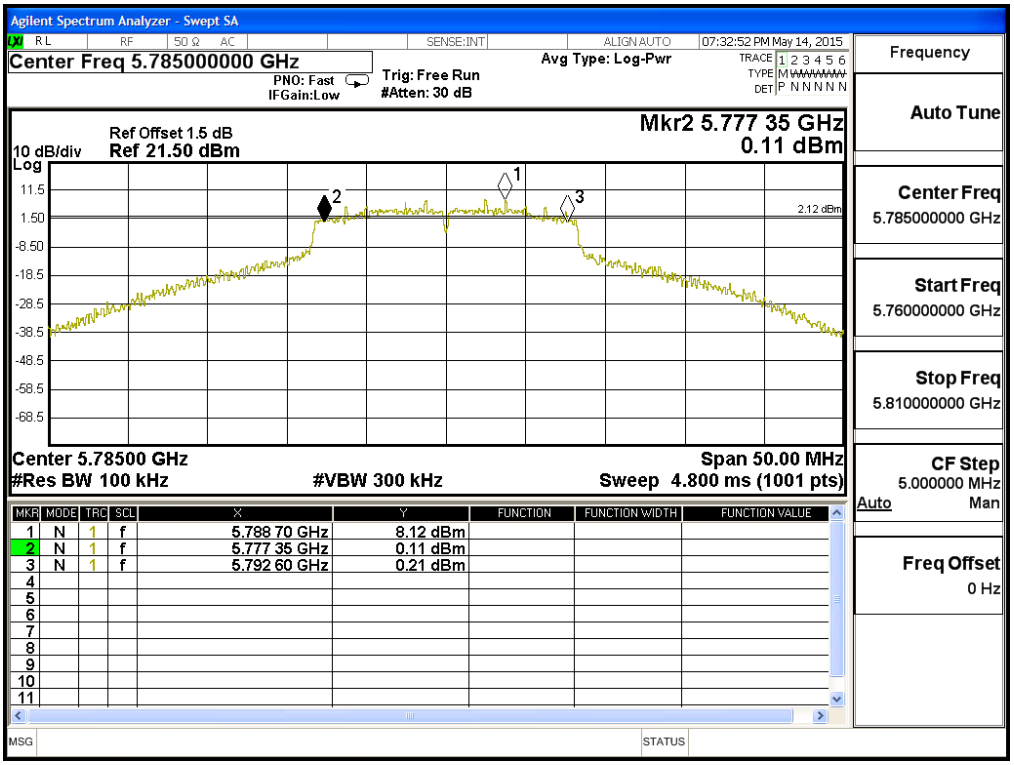

Product : Intel® Dual Band Wireless-AC 8260
Test Item : Occupied Bandwidth Data
Test Site : No.3 OATS
Test Mode : Mode 2 SISO B: Transmit - 802.11a 6Mbps (5825MHz)

Channel No.	Frequency (MHz)	Measurement Level (kHz)	Required Limit (kHz)	Result
165	5825.00	15200	>500	Pass

Figure Channel 165:

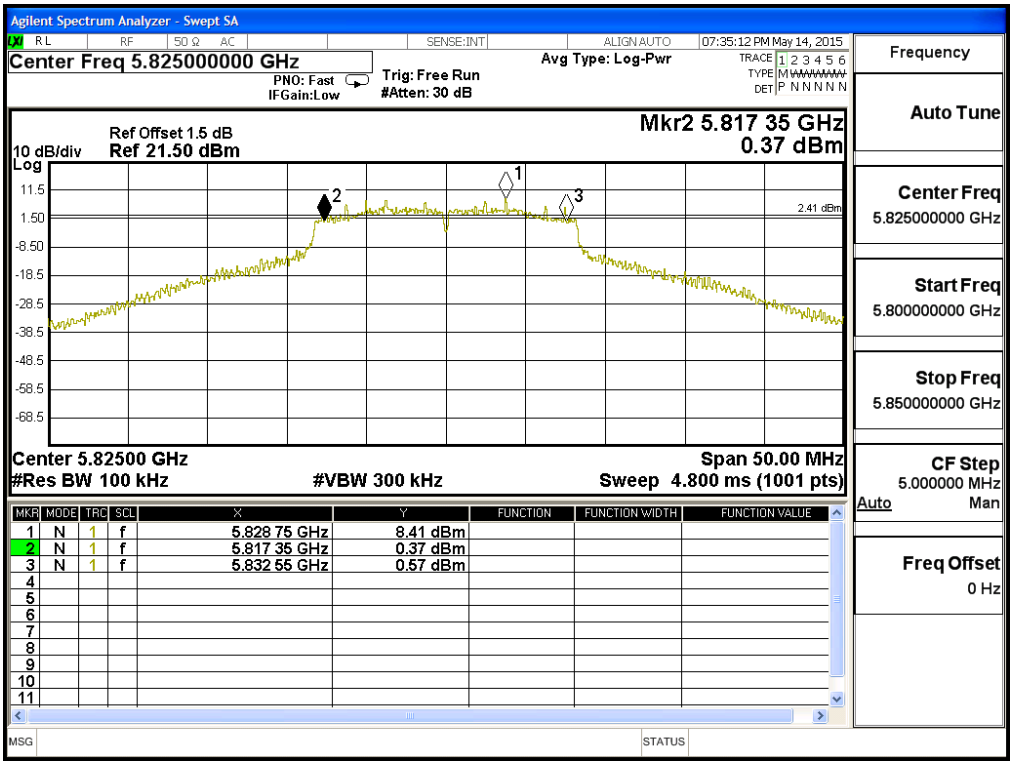

Product : Intel® Dual Band Wireless-AC 8260
Test Item : Occupied Bandwidth Data
Test Site : No.3 OATS
Test Mode : Mode 2 SISO B: Transmit - 802.11n-20BW_7.2Mbps(2.4G Band) (2412MHz)

Channel No.	Frequency (MHz)	Measurement Level (kHz)	Required Limit (kHz)	Result
1	2412.00	17850	>500	Pass

Figure Channel 1:

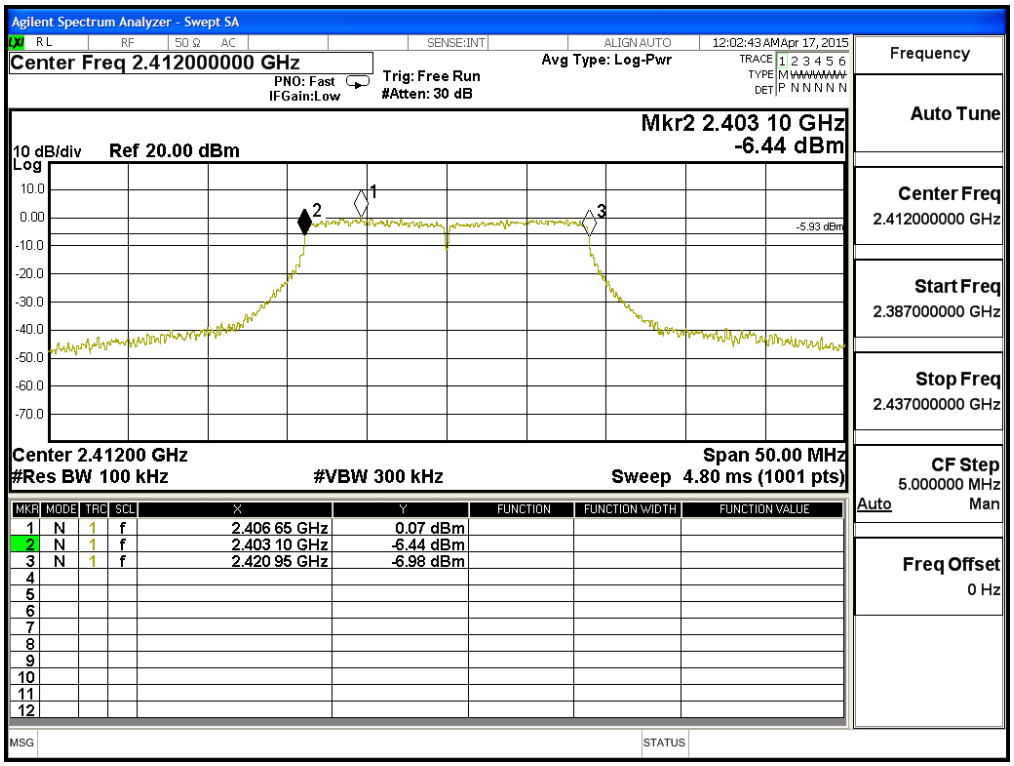

Product : Intel® Dual Band Wireless-AC 8260
Test Item : Occupied Bandwidth Data
Test Site : No.3 OATS
Test Mode : Mode 2 SISO B: Transmit - 802.11n-20BW_7.2Mbps(2.4G Band) (2437MHz)

Channel No.	Frequency (MHz)	Measurement Level (kHz)	Required Limit (kHz)	Result
6	2437.00	17850	>500	Pass

Figure Channel 6:

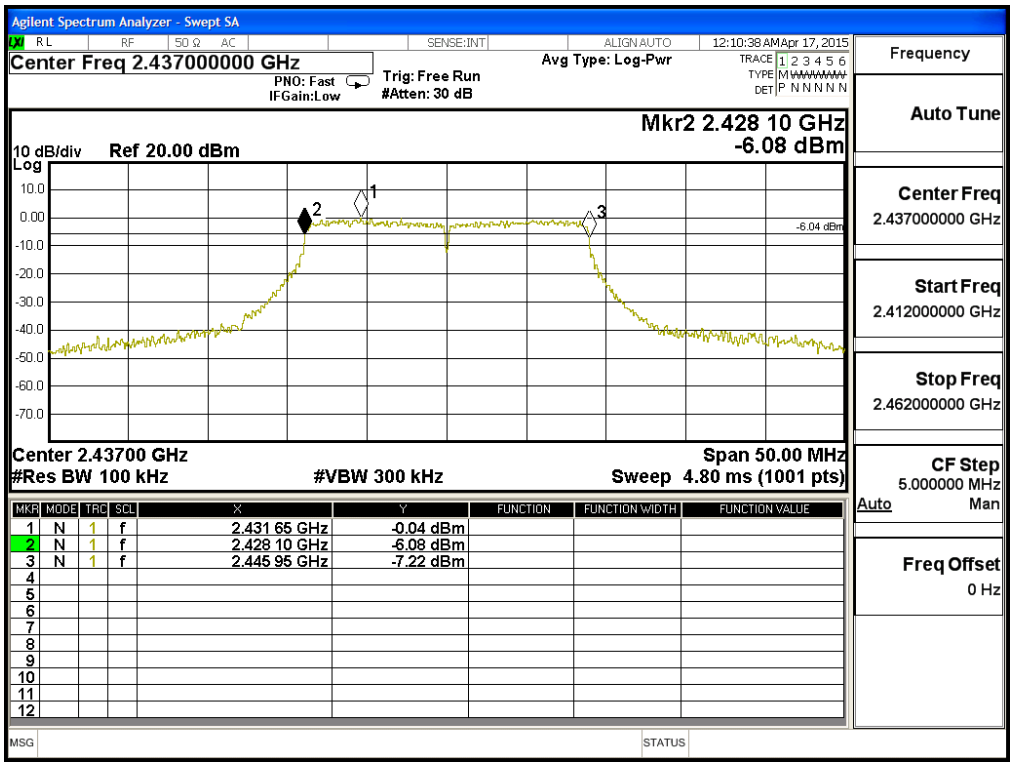

Product : Intel® Dual Band Wireless-AC 8260
Test Item : Occupied Bandwidth Data
Test Site : No.3 OATS
Test Mode : Mode 2 SISO B: Transmit - 802.11n-20BW_7.2Mbps(2.4G Band) (2462MHz)

Channel No.	Frequency (MHz)	Measurement Level (kHz)	Required Limit (kHz)	Result
11	2462.00	17850	>500	Pass

Figure Channel 11:

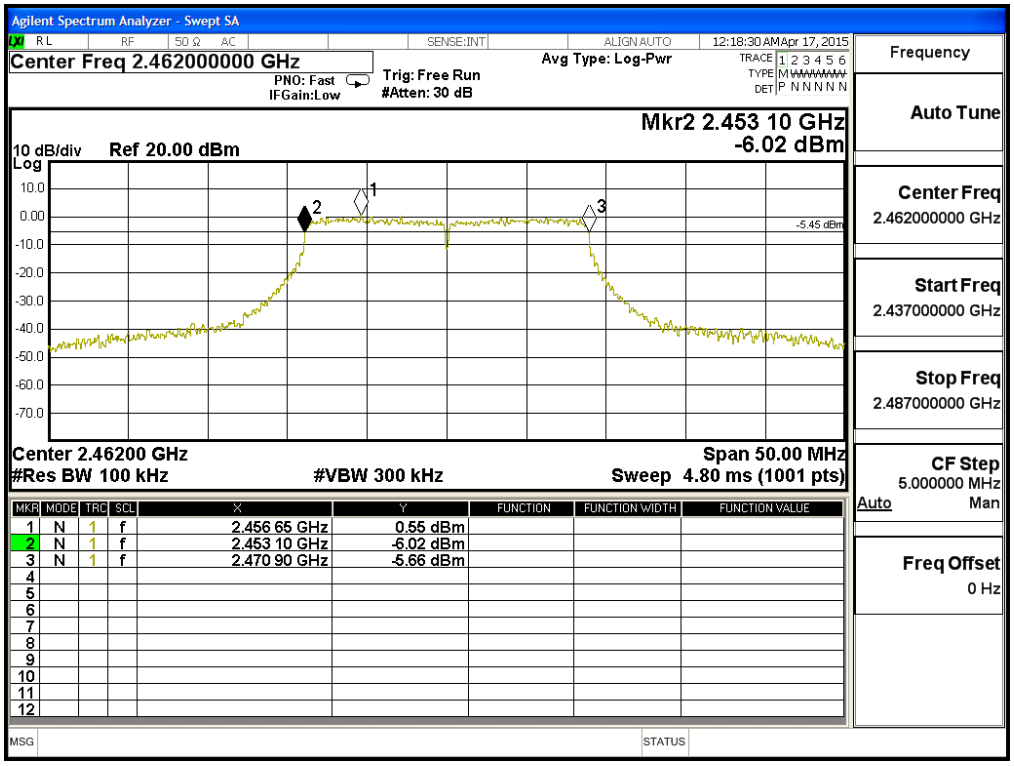

Product : Intel® Dual Band Wireless-AC 8260
Test Item : Occupied Bandwidth Data
Test Site : No.3 OATS
Test Mode : Mode 2 SISO B: Transmit - 802.11n-20BW_7.2Mbps(2.4G Band) (2467MHz)

Channel No.	Frequency (MHz)	Measurement Level (kHz)	Required Limit (kHz)	Result
12	2467.00	15200	>500	Pass

Figure Channel 12:

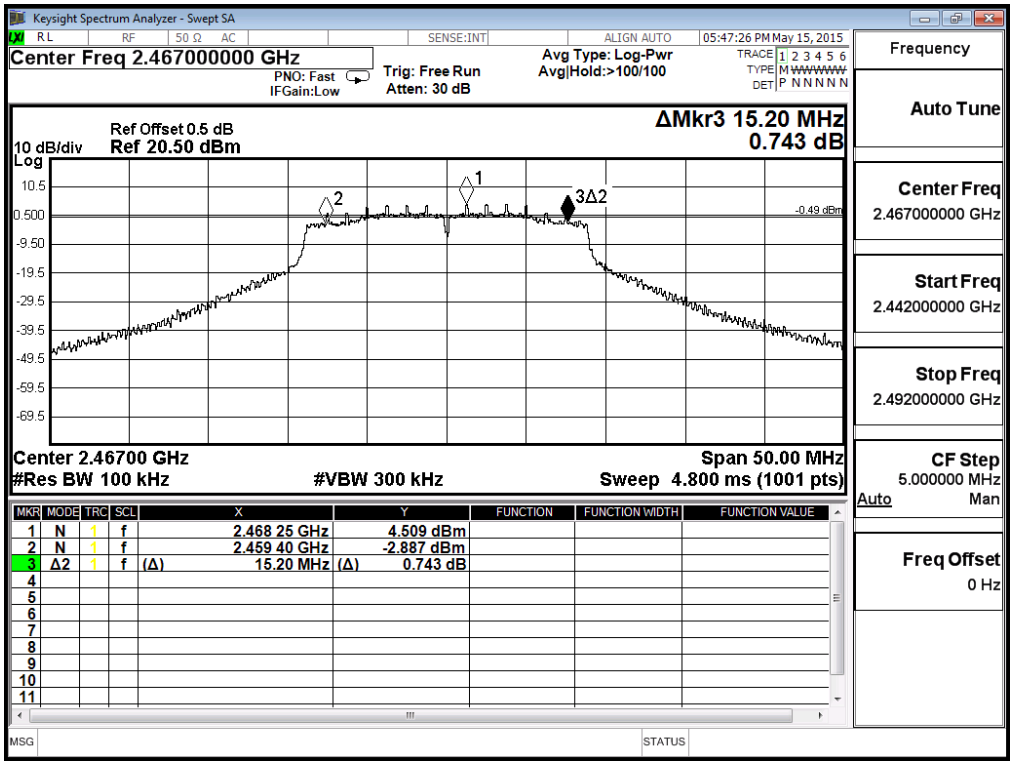

Product : Intel® Dual Band Wireless-AC 8260
Test Item : Occupied Bandwidth Data
Test Site : No.3 OATS
Test Mode : Mode 2 SISO B: Transmit - 802.11n-40BW_15Mbps(2.4G Band) (2422MHz)

Channel No.	Frequency (MHz)	Measurement Level (kHz)	Required Limit (kHz)	Result
3	2422.00	36800	>500	Pass

Figure Channel 3:

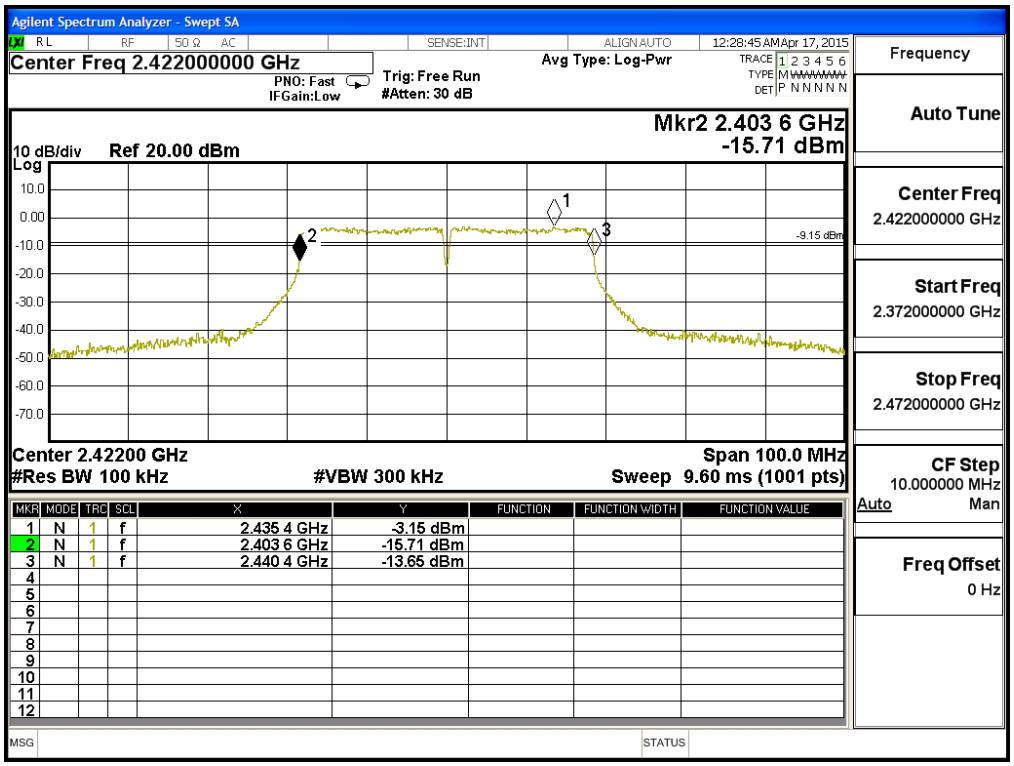

Product : Intel® Dual Band Wireless-AC 8260
Test Item : Occupied Bandwidth Data
Test Site : No.3 OATS
Test Mode : Mode 2 SISO B: Transmit - 802.11n-40BW_15Mbps(2.4G Band) (2437MHz)

Channel No.	Frequency (MHz)	Measurement Level (kHz)	Required Limit (kHz)	Result
6	2437.00	36700	>500	Pass

Figure Channel 6:

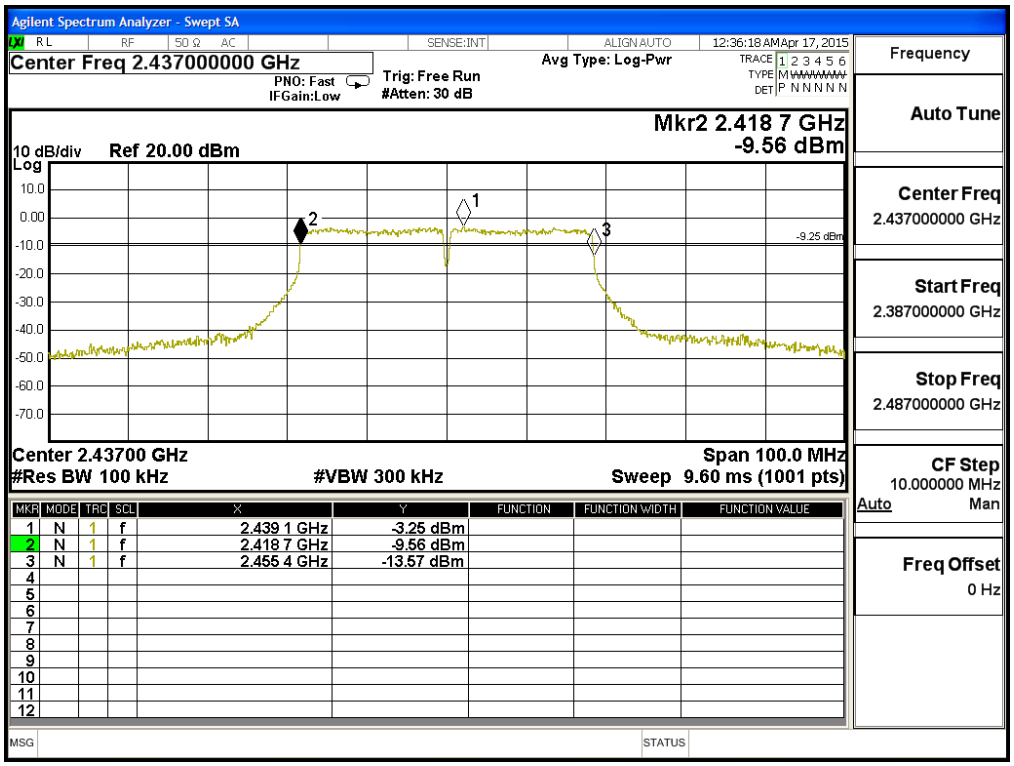

Product : Intel® Dual Band Wireless-AC 8260
Test Item : Occupied Bandwidth Data
Test Site : No.3 OATS
Test Mode : Mode 2 SISO B: Transmit - 802.11n-40BW_15Mbps(2.4G Band) (2452MHz)

Channel No.	Frequency (MHz)	Measurement Level (kHz)	Required Limit (kHz)	Result
9	2452.00	36700	>500	Pass

Figure Channel 9:

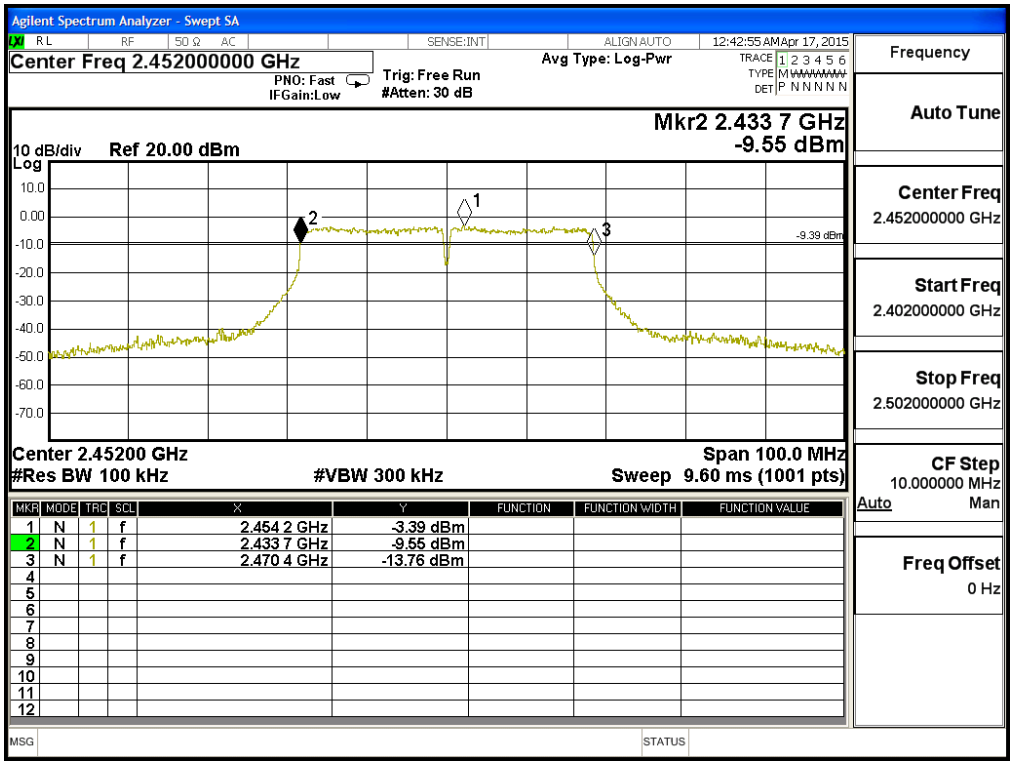

Product : Intel® Dual Band Wireless-AC 8260
Test Item : Occupied Bandwidth Data
Test Site : No.3 OATS
Test Mode : Mode 2 SISO B: Transmit - 802.11n-40BW_15Mbps(2.4G Band) (2457MHz)

Channel No.	Frequency (MHz)	Measurement Level (kHz)	Required Limit (kHz)	Result
10	2457.00	35200	>500	Pass

Figure Channel 10:

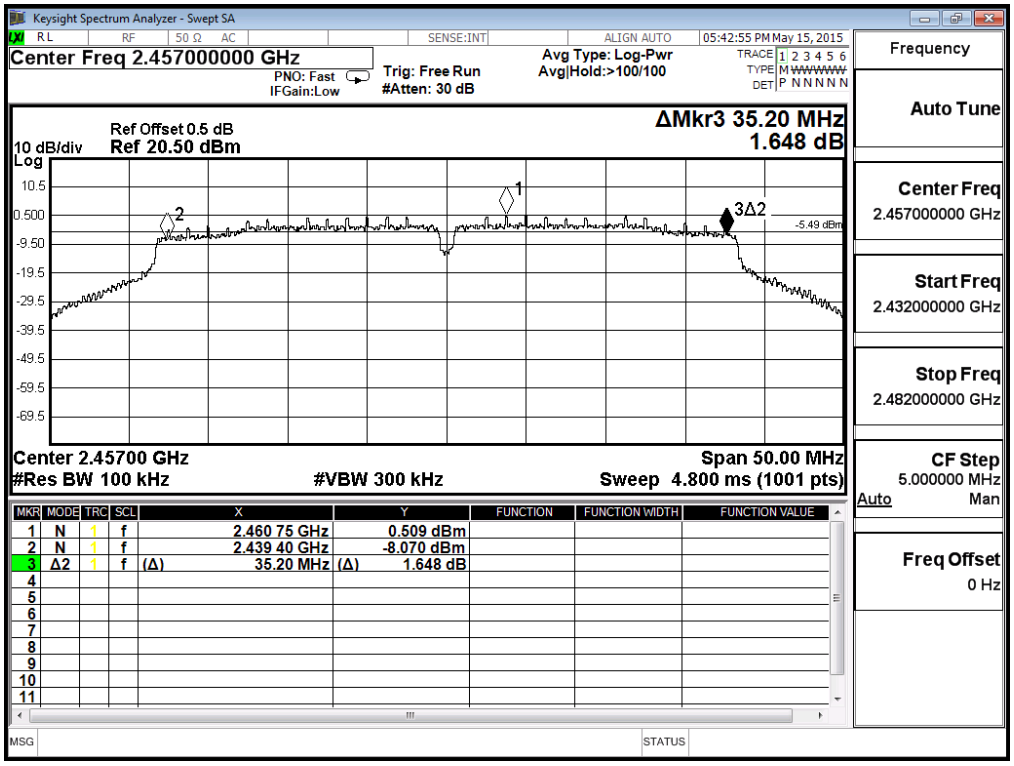

Product : Intel® Dual Band Wireless-AC 8260
Test Item : Occupied Bandwidth Data
Test Site : No.3 OATS
Test Mode : Mode 2 SISO B: Transmit - 802.11n-20BW_7.2Mbps(5G Band) (5745MHz)

Channel No.	Frequency (MHz)	Measurement Level (kHz)	Required Limit (kHz)	Result
149	5745.00	15250	>500	Pass

Figure Channel 149:

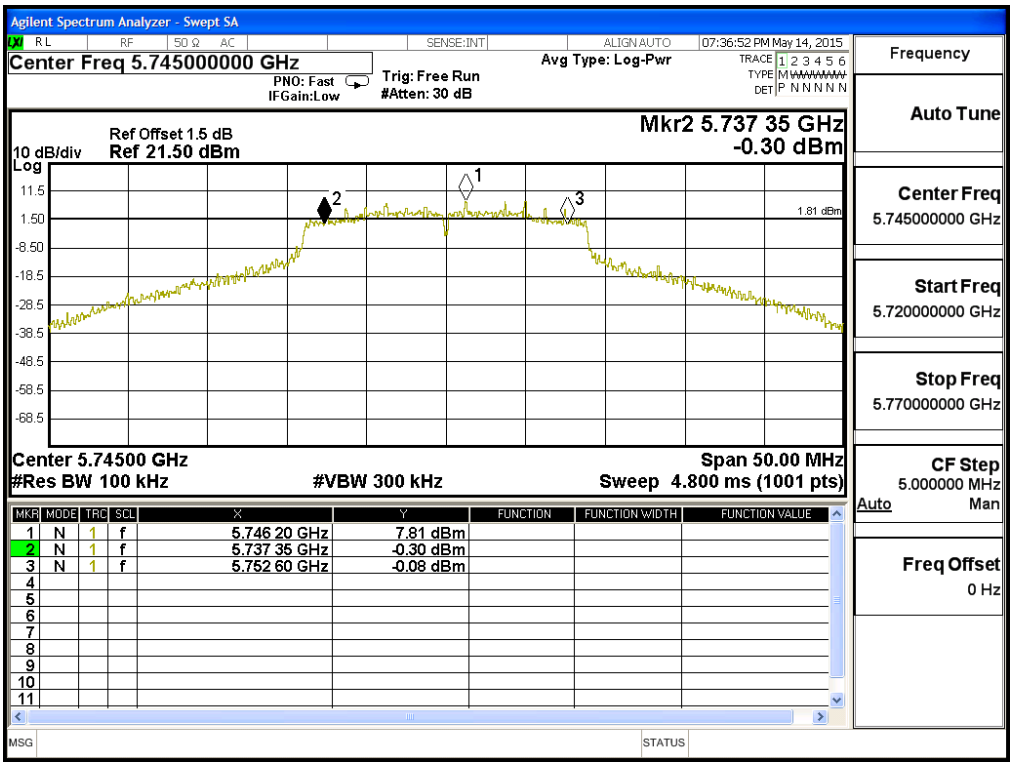

Product : Intel® Dual Band Wireless-AC 8260
Test Item : Occupied Bandwidth Data
Test Site : No.3 OATS
Test Mode : Mode 2 SISO B: Transmit - 802.11n-20BW_7.2Mbps(5G Band) (5785MHz)

Channel No.	Frequency (MHz)	Measurement Level (kHz)	Required Limit (kHz)	Result
157	5785.00	15750	>500	Pass

Figure Channel 157:

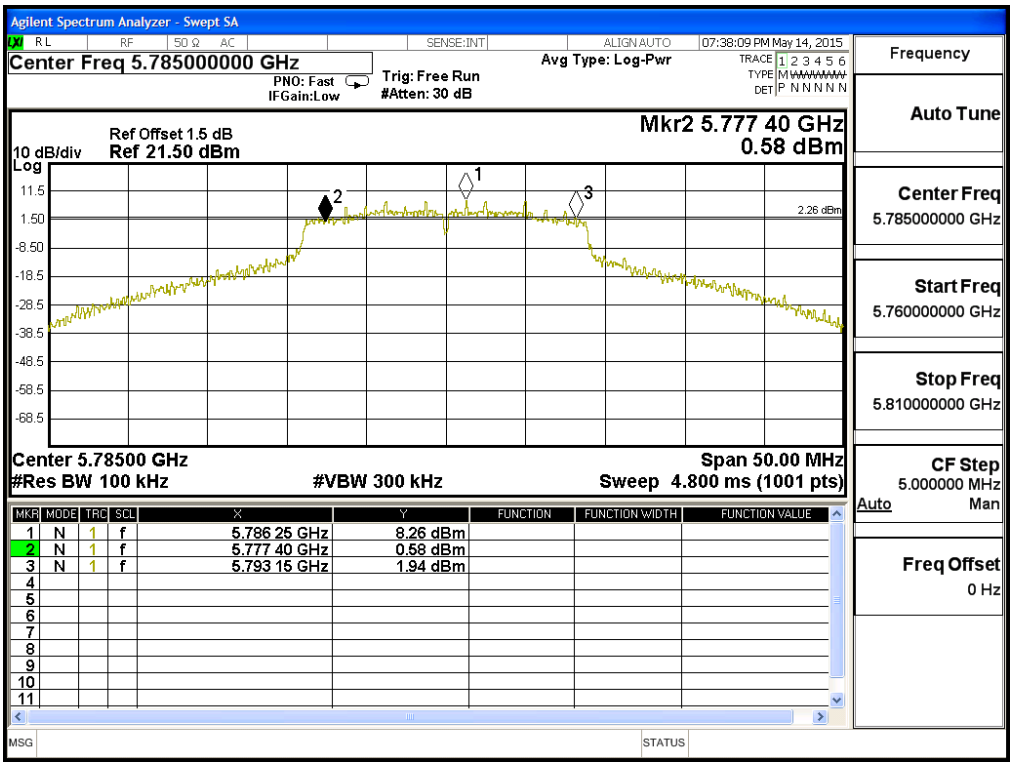

Product : Intel® Dual Band Wireless-AC 8260
Test Item : Occupied Bandwidth Data
Test Site : No.3 OATS
Test Mode : Mode 2 SISO B: Transmit - 802.11n-20BW_7.2Mbps(5G Band) (5825MHz)

Channel No.	Frequency (MHz)	Measurement Level (kHz)	Required Limit (kHz)	Result
165	5825.00	15200	>500	Pass

Figure Channel 165:

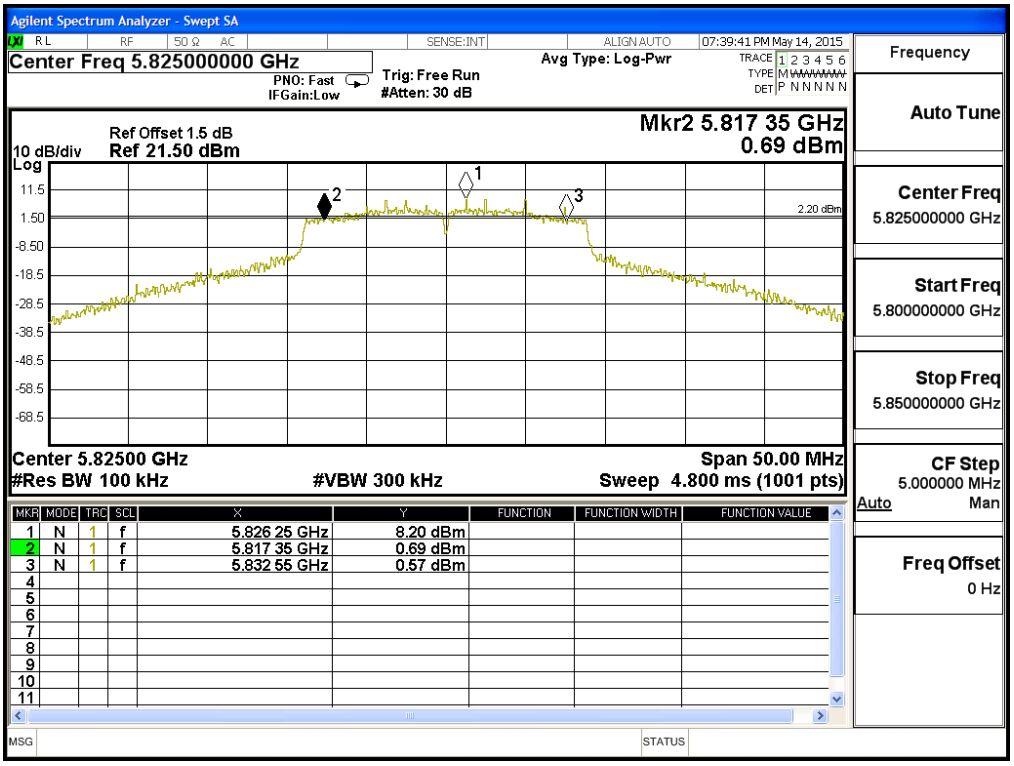

Product : Intel® Dual Band Wireless-AC 8260
Test Item : Occupied Bandwidth Data
Test Site : No.3 OATS
Test Mode : Mode 2 SISO B: Transmit - 802.11n-40BW_15Mbps(5G Band) (5755MHz)

Channel No.	Frequency (MHz)	Measurement Level (kHz)	Required Limit (kHz)	Result
151	5755.00	32800	>500	Pass

Figure Channel 151:

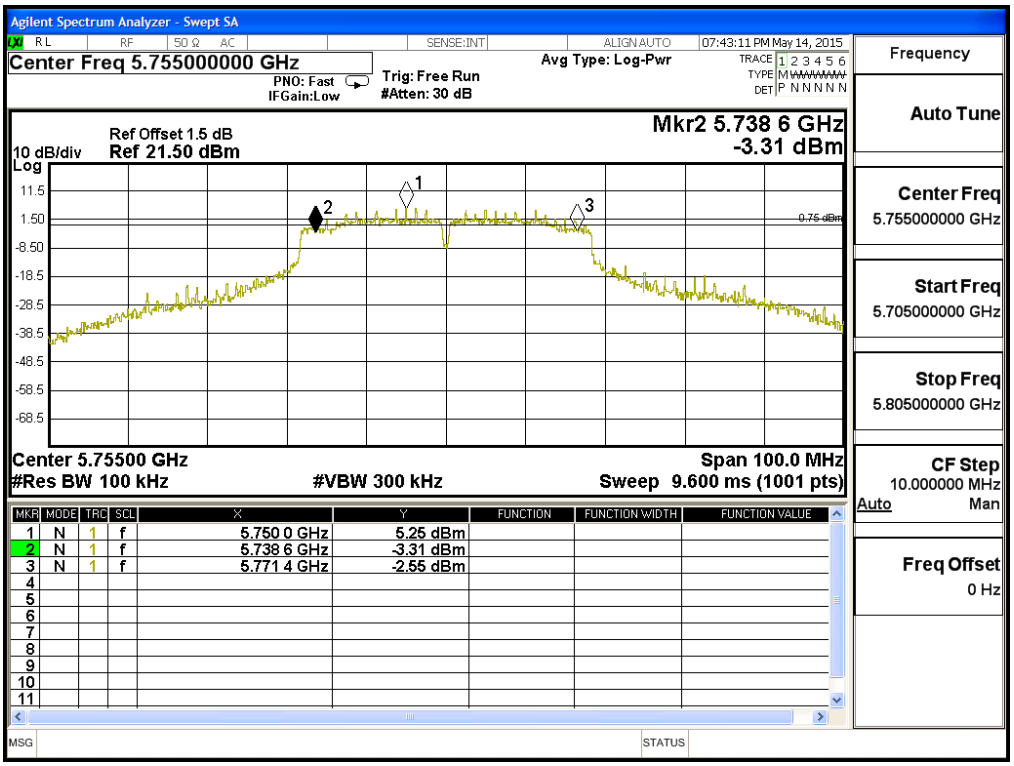

Product : Intel® Dual Band Wireless-AC 8260
Test Item : Occupied Bandwidth Data
Test Site : No.3 OATS
Test Mode : Mode 2 SISO B: Transmit - 802.11n-40BW_15Mbps(5G Band) (5795MHz)

Channel No.	Frequency (MHz)	Measurement Level (kHz)	Required Limit (kHz)	Result
159	5795.00	35300	>500	Pass

Figure Channel 159:

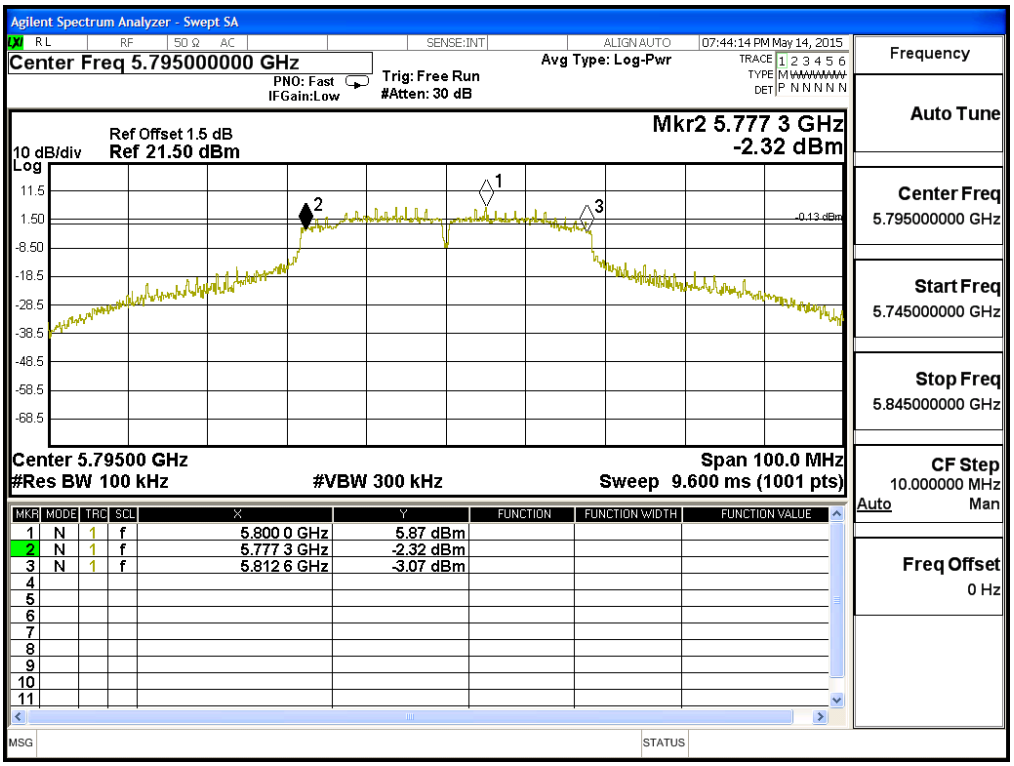

Product : Intel® Dual Band Wireless-AC 8260
Test Item : Occupied Bandwidth Data
Test Site : No.3 OATS
Test Mode : Mode 2 SISO B: Transmit - 802.11ac-80BW_32.5Mbps(5G Band) (5775MHz)

Channel No.	Frequency (MHz)	Measurement Level (kHz)	Required Limit (kHz)	Result
155	5775.00	73950	>500	Pass

Figure Channel 155:

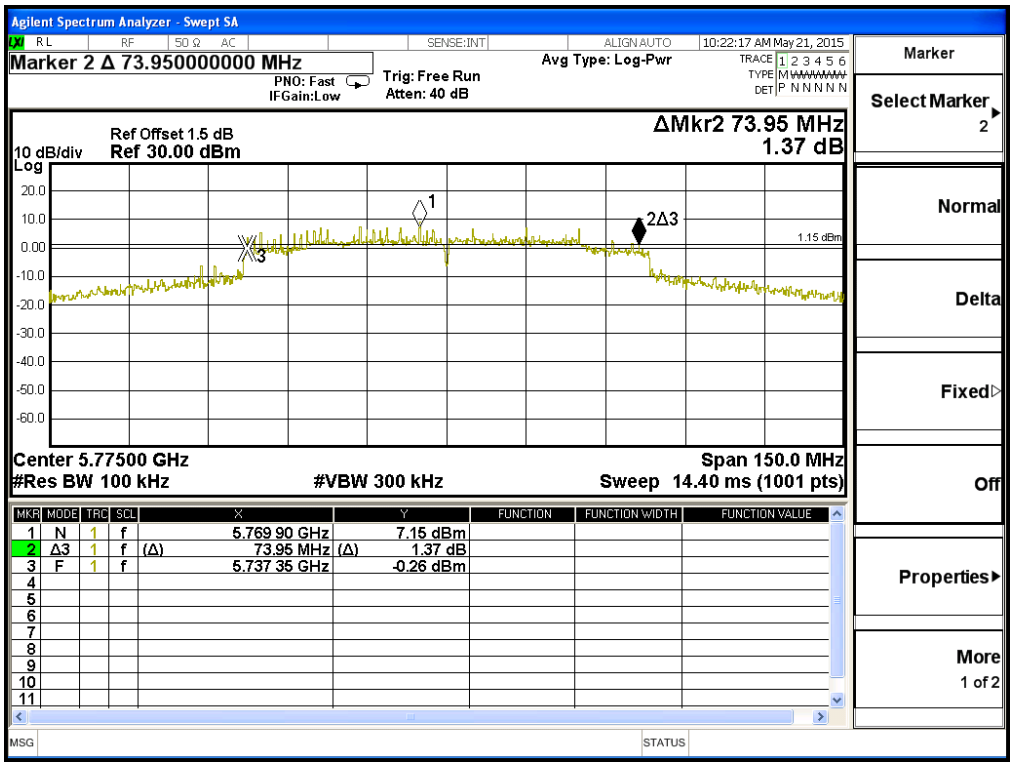

Product : Intel® Dual Band Wireless-AC 8260
Test Item : Occupied Bandwidth Data
Test Site : No.3 OATS
Test Mode : Mode 3 MIMO: Transmit - 802.11n-20BW_14.4Mbps(2.4G Band) (2412MHz)

Chain A

Channel No.	Frequency (MHz)	Measurement Level (kHz)	Required Limit (kHz)	Result
1	2412.00	15200	>500	Pass

Figure Channel 1:

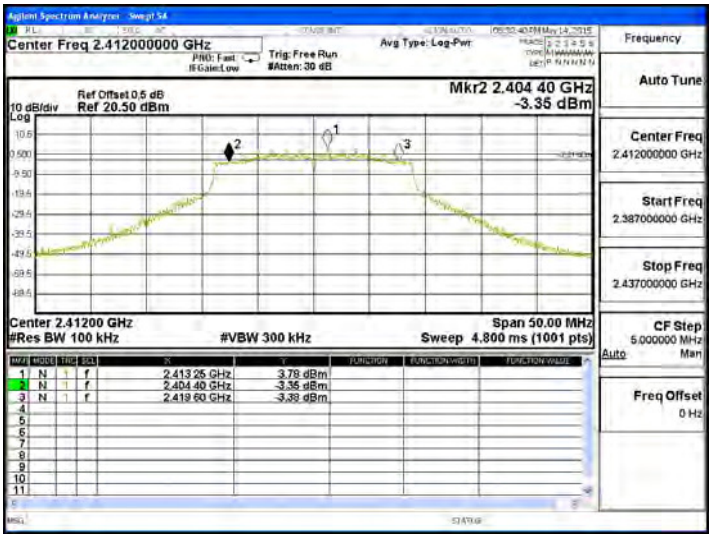

Chain B

Channel No.	Frequency (MHz)	Measurement Level (kHz)	Required Limit (kHz)	Result
1	2412.00	15200	>500	Pass

Figure Channel 1:

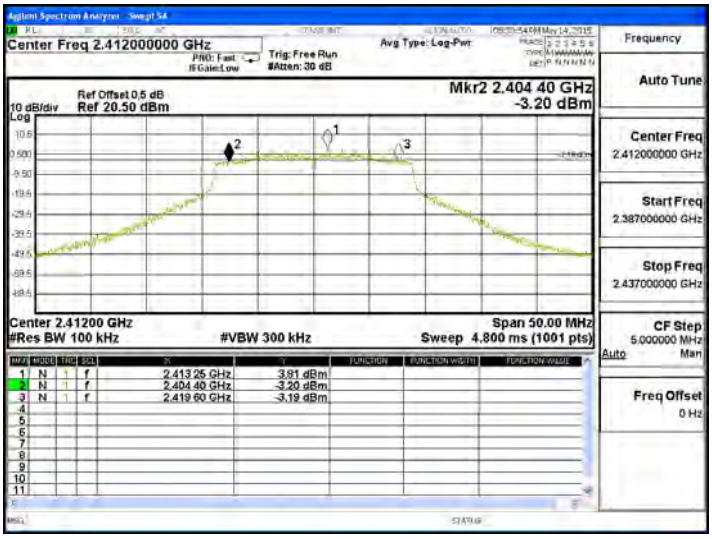

Product : Intel® Dual Band Wireless-AC 8260
Test Item : Occupied Bandwidth Data
Test Site : No.3 OATS
Test Mode : Mode 3 MIMO: Transmit - 802.11n-20BW_14.4Mbps(2.4G Band) (2437MHz)

Chain A

Channel No.	Frequency (MHz)	Measurement Level (kHz)	Required Limit (kHz)	Result
6	2437.00	15200	>500	Pass

Figure Channel 6:

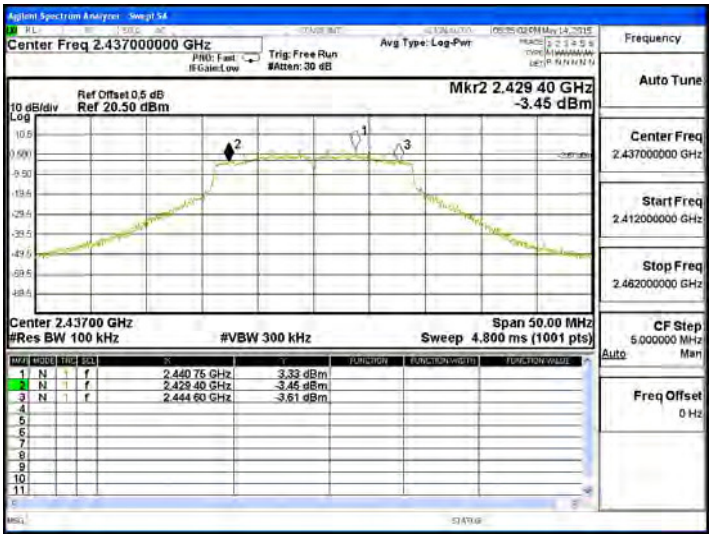

Chain B

Channel No.	Frequency (MHz)	Measurement Level (kHz)	Required Limit (kHz)	Result
6	2437.00	15200	>500	Pass

Figure Channel 6:

Product : Intel® Dual Band Wireless-AC 8260
Test Item : Occupied Bandwidth Data
Test Site : No.3 OATS
Test Mode : Mode 3 MIMO: Transmit - 802.11n-20BW_14.4Mbps(2.4G Band) (2462MHz)

Chain A

Channel No.	Frequency (MHz)	Measurement Level (kHz)	Required Limit (kHz)	Result
11	2462.00	15200	>500	Pass

Figure Channel 11:

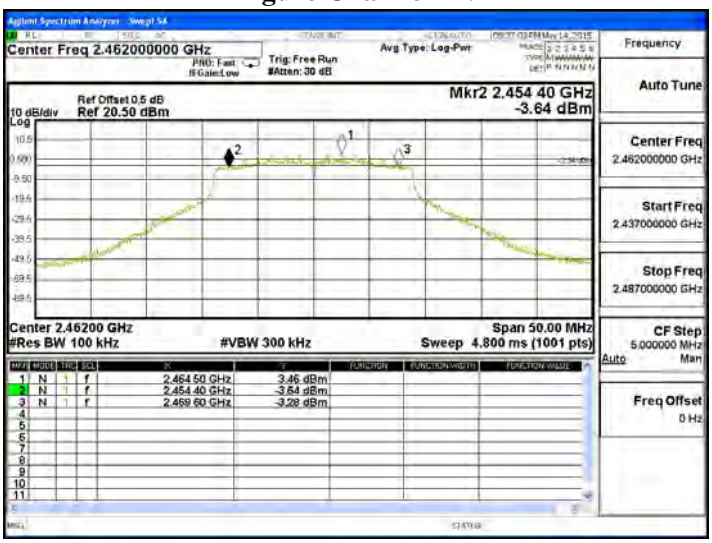

Chain B

Channel No.	Frequency (MHz)	Measurement Level (kHz)	Required Limit (kHz)	Result
11	2462.00	15200	>500	Pass

Figure Channel 11:

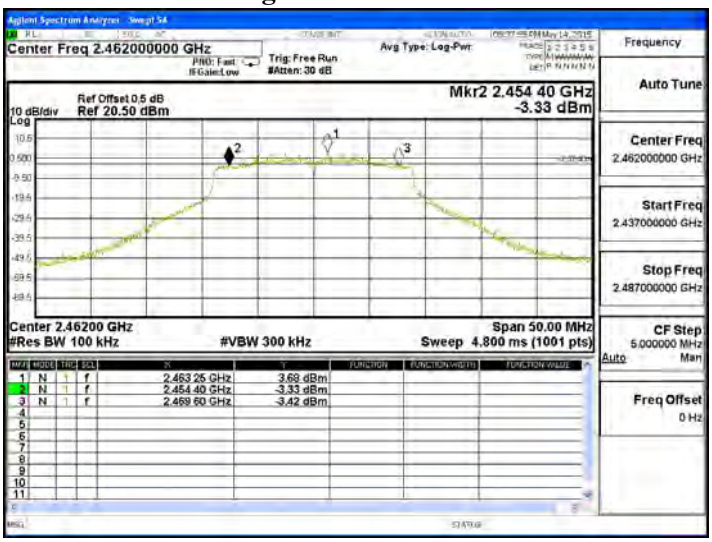

Product : Intel® Dual Band Wireless-AC 8260
Test Item : Occupied Bandwidth Data
Test Site : No.3 OATS
Test Mode : Mode 3 MIMO: Transmit - 802.11n-20BW_14.4Mbps(2.4G Band) (2467MHz)

Chain A

Channel No.	Frequency (MHz)	Measurement Level (kHz)	Required Limit (kHz)	Result
12	2467.00	16450	>500	Pass

Figure Channel 12:

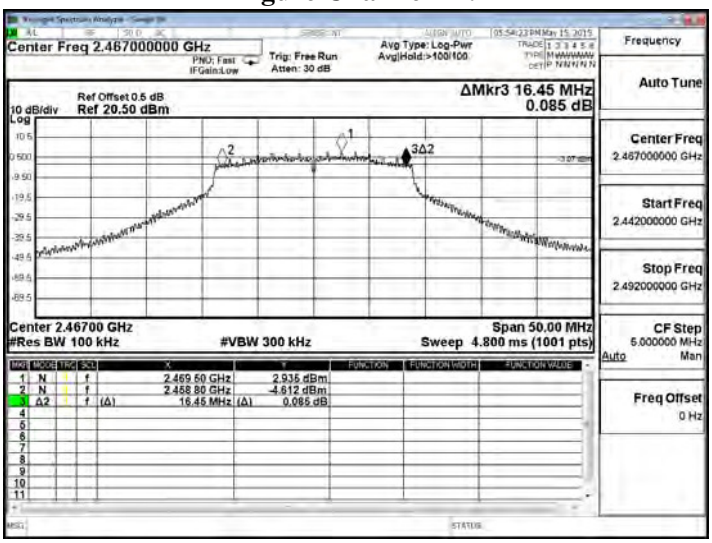

Chain B

Channel No.	Frequency (MHz)	Measurement Level (kHz)	Required Limit (kHz)	Result
12	2467.00	16400	>500	Pass

Figure Channel 12:

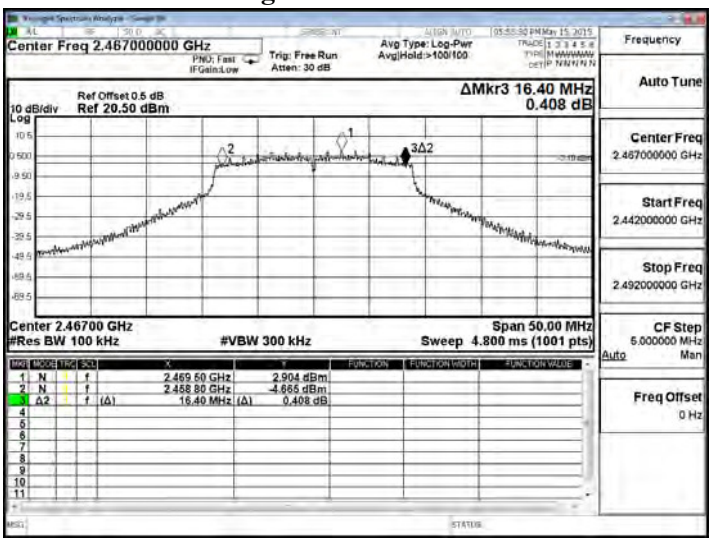

Product : Intel® Dual Band Wireless-AC 8260
Test Item : Occupied Bandwidth Data
Test Site : No.3 OATS
Test Mode : Mode 3 MIMO: Transmit - 802.11n-40BW_30Mbps(2.4G Band) (2422MHz)

Chain A

Channel No.	Frequency (MHz)	Measurement Level (kHz)	Required Limit (kHz)	Result
3	2422.00	35300	>500	Pass

Figure Channel 3:

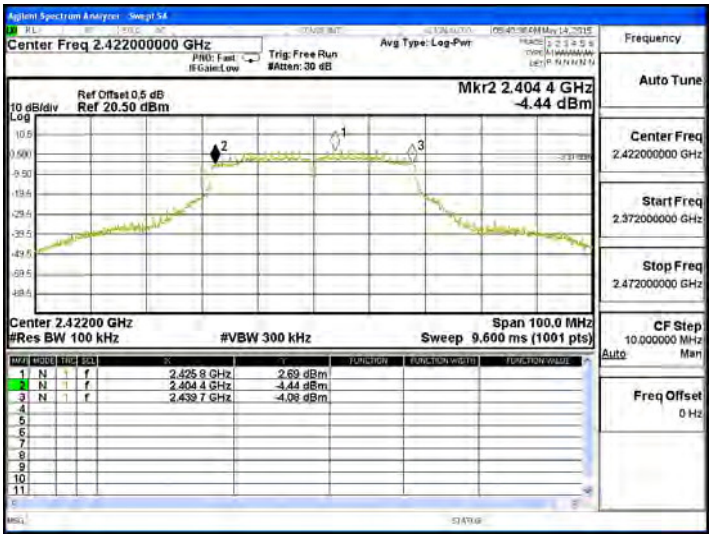

Chain B

Channel No.	Frequency (MHz)	Measurement Level (kHz)	Required Limit (kHz)	Result
3	2422.00	35200	>500	Pass

Figure Channel 3:

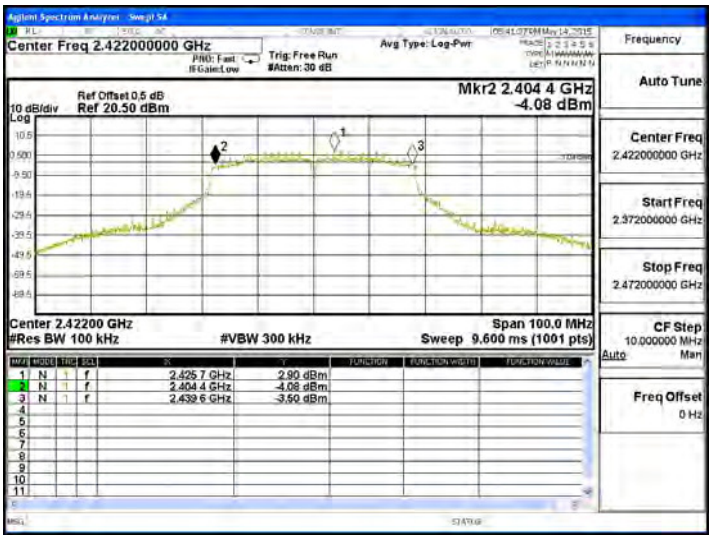

Product : Intel® Dual Band Wireless-AC 8260
Test Item : Occupied Bandwidth Data
Test Site : No.3 OATS
Test Mode : Mode 3 MIMO: Transmit - 802.11n-40BW_30Mbps(2.4G Band) (2437MHz)

Chain A

Channel No.	Frequency (MHz)	Measurement Level (kHz)	Required Limit (kHz)	Result
6	2437.00	35300	>500	Pass

Figure Channel 6:

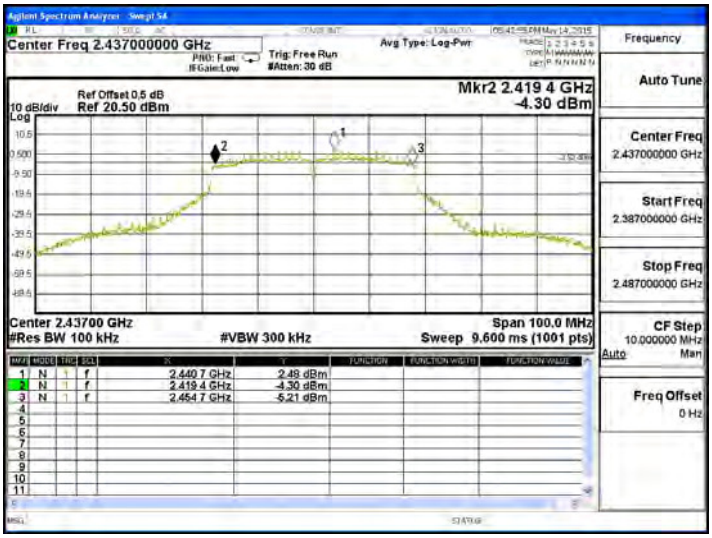

Chain B

Channel No.	Frequency (MHz)	Measurement Level (kHz)	Required Limit (kHz)	Result
6	2437.00	35200	>500	Pass

Figure Channel 6:

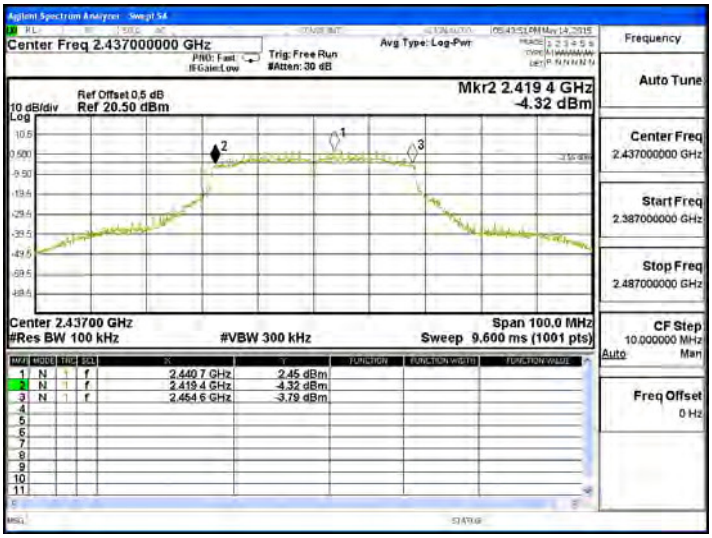

Product : Intel® Dual Band Wireless-AC 8260
Test Item : Occupied Bandwidth Data
Test Site : No.3 OATS
Test Mode : Mode 3 MIMO: Transmit - 802.11n-40BW_30Mbps(2.4G Band) (2452MHz)

Chain A

Channel No.	Frequency (MHz)	Measurement Level (kHz)	Required Limit (kHz)	Result
9	2452.00	35300	>500	Pass

Figure Channel 9:

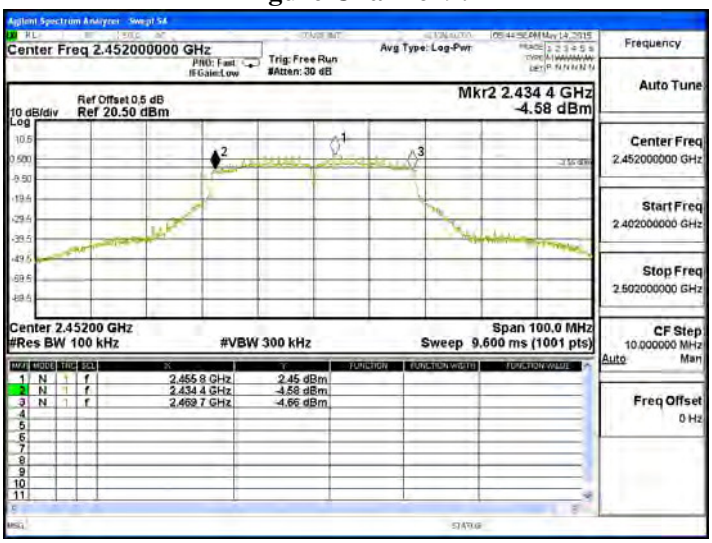

Chain B

Channel No.	Frequency (MHz)	Measurement Level (kHz)	Required Limit (kHz)	Result
9	2452.00	35300	>500	Pass

Figure Channel 9:

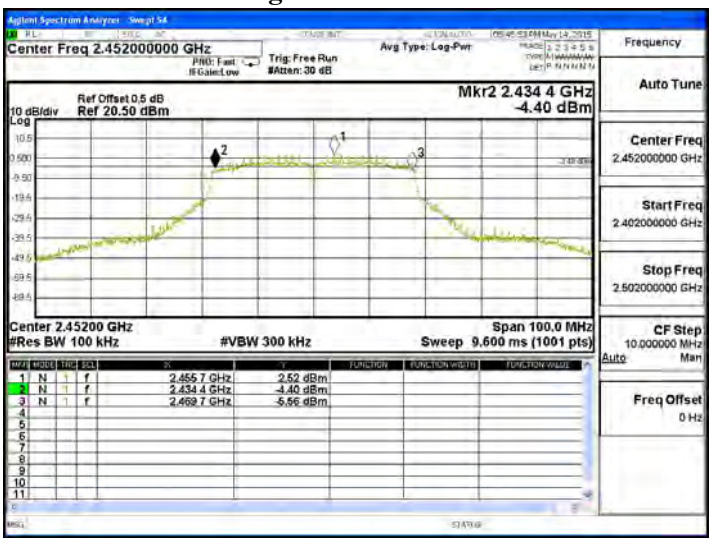

Product : Intel® Dual Band Wireless-AC 8260
Test Item : Occupied Bandwidth Data
Test Site : No.3 OATS
Test Mode : Mode 3 MIMO: Transmit - 802.11n-40BW_30Mbps(2.4G Band) (2457MHz)

Chain A

Channel No.	Frequency (MHz)	Measurement Level (kHz)	Required Limit (kHz)	Result
10	2457.00	35200	>500	Pass

Figure Channel 10:

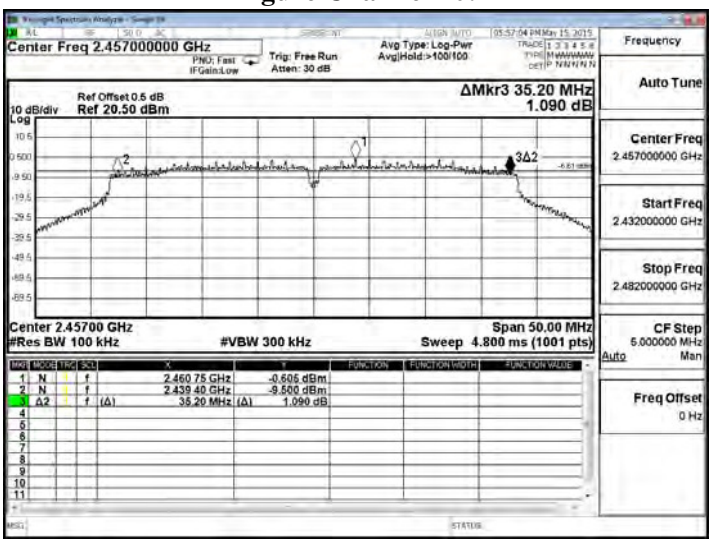

Chain B

Channel No.	Frequency (MHz)	Measurement Level (kHz)	Required Limit (kHz)	Result
10	2457.00	35200	>500	Pass

Figure Channel 10:

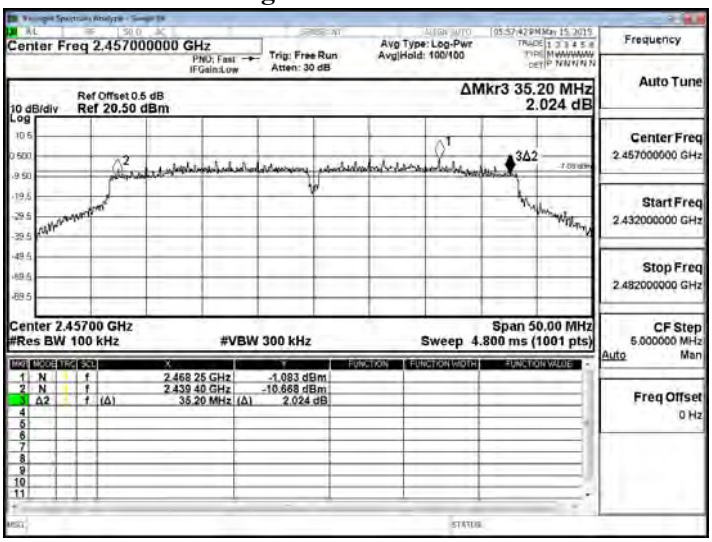

Product : Intel® Dual Band Wireless-AC 8260
Test Item : Occupied Bandwidth Data
Test Site : No.3 OATS
Test Mode : Mode 3 MIMO: Transmit - 802.11n-20BW_14.4Mbps(5G Band) (5745MHz)

Chain A

Channel No.	Frequency (MHz)	Measurement Level (kHz)	Required Limit (kHz)	Result
149	5745.00	15250	>500	Pass

Figure Channel 149:

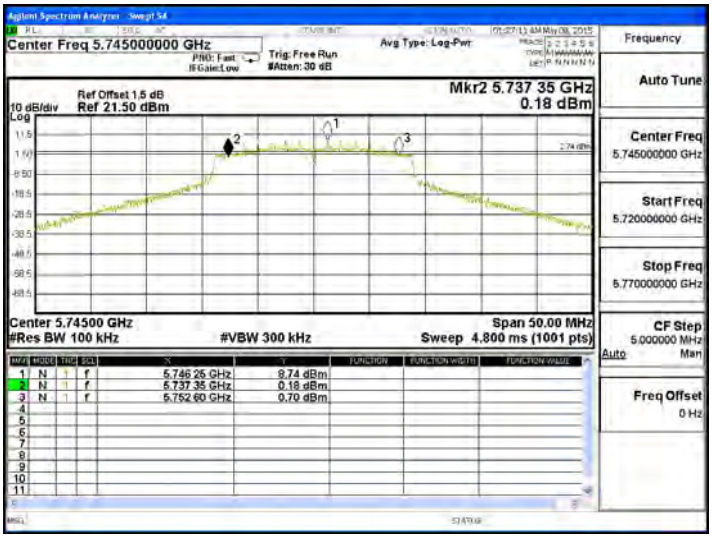

Chain B

Channel No.	Frequency (MHz)	Measurement Level (kHz)	Required Limit (kHz)	Result
149	5745.00	15150	>500	Pass

Figure Channel 149:

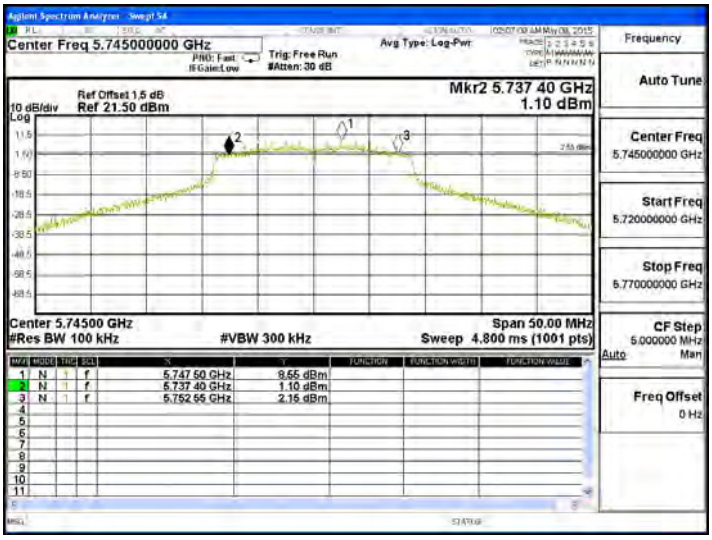

Product : Intel® Dual Band Wireless-AC 8260
Test Item : Occupied Bandwidth Data
Test Site : No.3 OATS
Test Mode : Mode 3 MIMO: Transmit - 802.11n-20BW_14.4Mbps(5G Band) (5785MHz)

Chain A

Channel No.	Frequency (MHz)	Measurement Level (kHz)	Required Limit (kHz)	Result
157	5785.00	15200	>500	Pass

Figure Channel 157:

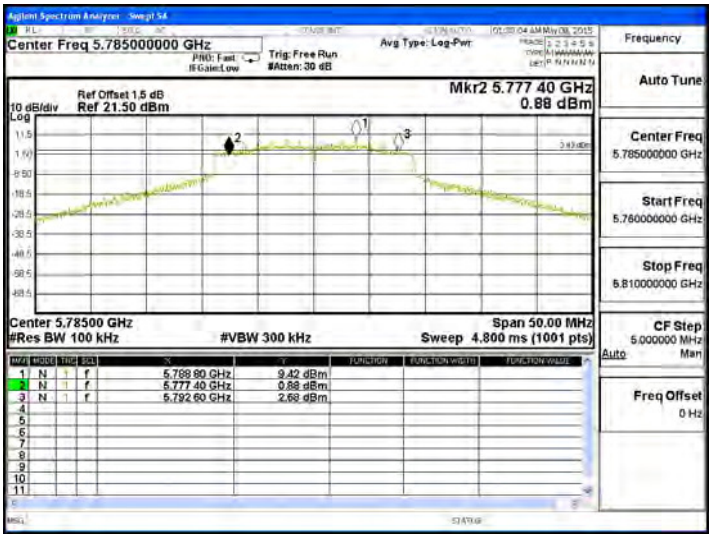

Chain B

Channel No.	Frequency (MHz)	Measurement Level (kHz)	Required Limit (kHz)	Result
157	5785.00	15200	>500	Pass

Figure Channel 157:

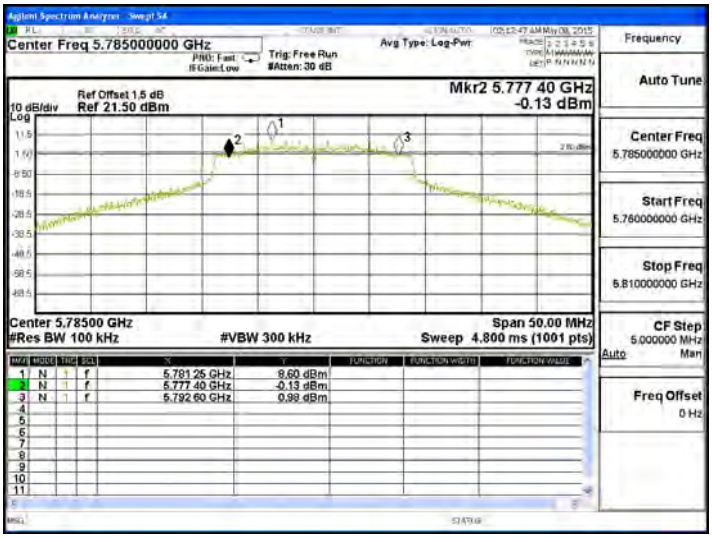

Product : Intel® Dual Band Wireless-AC 8260
Test Item : Occupied Bandwidth Data
Test Site : No.3 OATS
Test Mode : Mode 3 MIMO: Transmit - 802.11n-20BW_14.4Mbps(5G Band) (5825MHz)

Chain A

Channel No.	Frequency (MHz)	Measurement Level (kHz)	Required Limit (kHz)	Result
165	5825.00	15200	>500	Pass

Figure Channel 165:

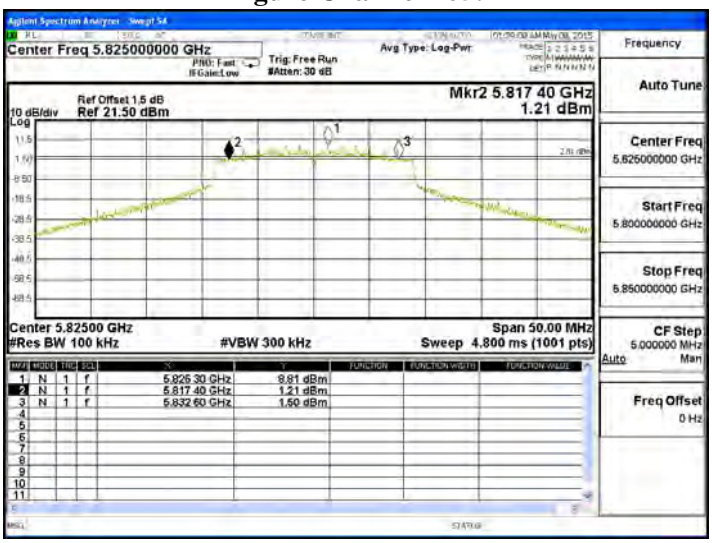

Chain B

Channel No.	Frequency (MHz)	Measurement Level (kHz)	Required Limit (kHz)	Result
165	5825.00	15800	>500	Pass

Figure Channel 165:

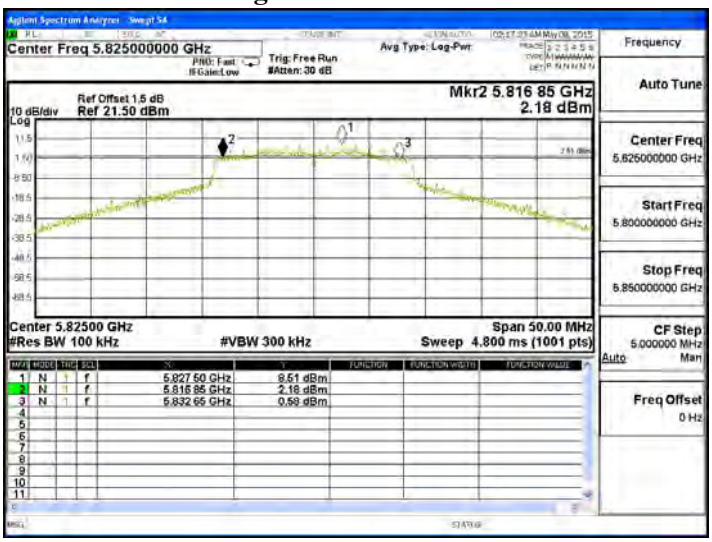

Product : Intel® Dual Band Wireless-AC 8260
Test Item : Occupied Bandwidth Data
Test Site : No.3 OATS
Test Mode : Mode 3 MIMO: Transmit - 802.11n-40BW_30Mbps(5G Band) (5755MHz)

Chain A

Channel No.	Frequency (MHz)	Measurement Level (kHz)	Required Limit (kHz)	Result
151	5755.00	35300	>500	Pass

Figure Channel 151:

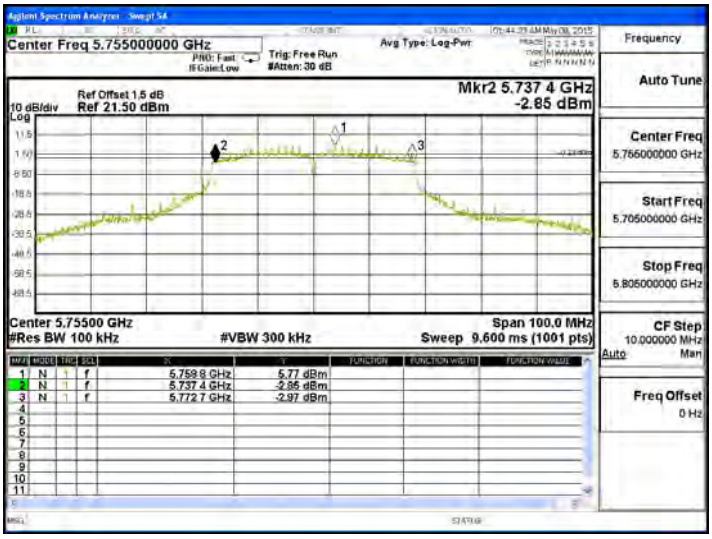

Chain B

Channel No.	Frequency (MHz)	Measurement Level (kHz)	Required Limit (kHz)	Result
151	5755.00	35300	>500	Pass

Figure Channel 151:

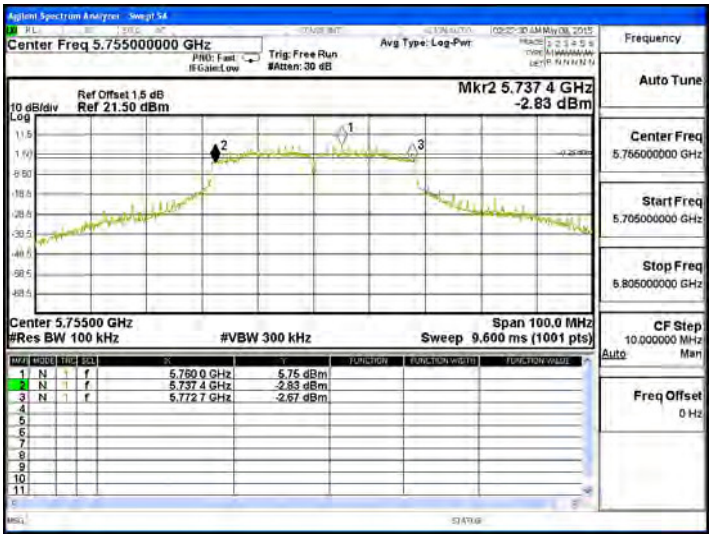

Product : Intel® Dual Band Wireless-AC 8260
Test Item : Occupied Bandwidth Data
Test Site : No.3 OATS
Test Mode : Mode 3 MIMO: Transmit - 802.11n-40BW_30Mbps(5G Band) (5795MHz)

Chain A

Channel No.	Frequency (MHz)	Measurement Level (kHz)	Required Limit (kHz)	Result
159	5795.00	35300	>500	Pass

Figure Channel 159:

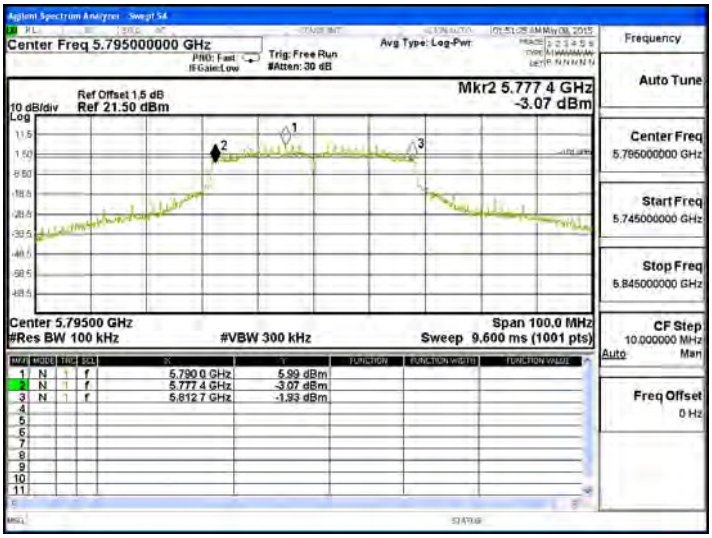

Chain B

Channel No.	Frequency (MHz)	Measurement Level (kHz)	Required Limit (kHz)	Result
159	5795.00	35300	>500	Pass

Figure Channel 159:

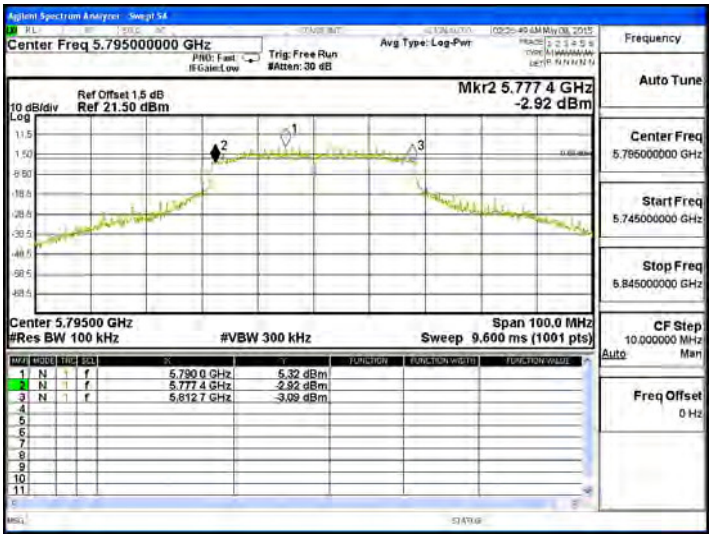

Product : Intel® Dual Band Wireless-AC 8260
Test Item : Occupied Bandwidth Data
Test Site : No.3 OATS
Test Mode : Mode 3 MIMO: Transmit - 802.11ac-80BW_65Mbps(5G Band) (5775MHz)

Chain A

Channel No.	Frequency (MHz)	Measurement Level (kHz)	Required Limit (kHz)	Result
155	5775.00	72750	>500	Pass

Figure Channel 155:

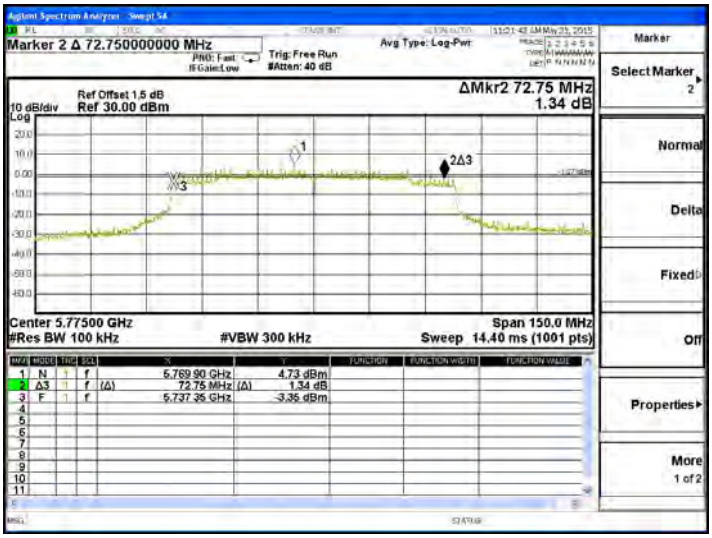

Chain B

Channel No.	Frequency (MHz)	Measurement Level (kHz)	Required Limit (kHz)	Result
155	5775.00	75150	>500	Pass
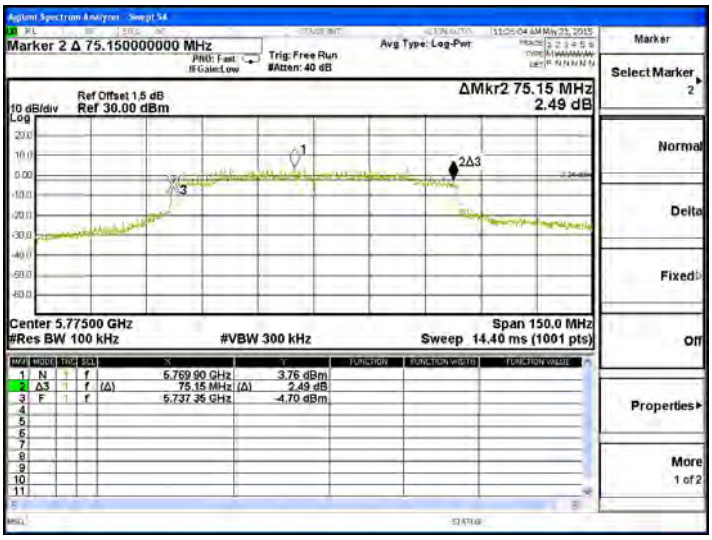
Figure Channel 155: