# FCC RADIO TEST REPORT

| | | |
|---|---|---|
| **FCC ID** | : | **EJE-WB0106** |
| **Equipment** | : | **LIFEBOOK U939X** |
| **Brand Name** | : | **FUJITSU** |
| **Model Name** | : | **U939X** |
| **Applicant** | : | **FUJITSU CLIENT COMPUTING LIMITED**<br>**1-1, Kamikodanaka 4-chome, Nakahara-ku, Kawasaki, 211-8588 Japan** |
| **Manufacturer** | : | **FUJITSU CLIENT COMPUTING LIMITED**<br>**1-1, Kamikodanaka 4-chome, Nakahara-ku, Kawasaki, 211-8588 Japan** |
| **Standard** | : | **FCC Part 15 Subpart E §15.407** |

**The product was received on Feb. 19, 2019 and testing was started from Feb. 26, 2019 and completed on Apr. 08, 2019. We, SPORTON INTERNATIONAL INC. EMC & Wireless Communications Laboratory, would like to declare that the tested sample has been evaluated in accordance with the test procedures and has been in compliance with the applicable technical standards.**

**The report must not be used by the client to claim product certification, approval, or endorsement by TAF or any agency of government.**

**The test results in this partial report apply exclusively to the tested model / sample. Without written approval of SPORTON INTERNATIONAL INC. EMC & Wireless Communications Laboratory, the test report shall not be reproduced except in full.**

Jones Tsai

**Approved by: Jones Tsai**

***SPORTON INTERNATIONAL INC. EMC & Wireless Communications Laboratory***

*No. 52, Huaya 1st Rd., Guishan Dist., Taoyuan City, Taiwan (R.O.C.)*

# Table of Contents

**History of this test report** ..... **3**
**Summary of Test Result** ..... **4**
**1 General Description** ..... **5**
1.1 Product Feature of Equipment Under Test ..... 5
1.2 Modification of EUT ..... 5
1.3 Testing Location ..... 5
1.4 Applicable Standards ..... 6
**2 Test Configuration of Equipment Under Test** ..... **7**
2.1 Carrier Frequency and Channel ..... 7
2.2 Test Mode ..... 8
2.3 Connection Diagram of Test System ..... 10
2.4 Support Unit used in test configuration and system ..... 10
2.5 EUT Operation Test Setup ..... 10
**3 Test Result** ..... **11**
3.1 Maximum Conducted Output Power Measurement ..... 11
3.2 Unwanted Emissions Measurement ..... 13
3.3 AC Conducted Emission Measurement ..... 18
3.4 Antenna Requirements ..... 20
**4 List of Measuring Equipment** ..... **21**
**5 Uncertainty of Evaluation** ..... **22**
**Appendix A. Conducted Test Results**
**Appendix B. AC Conducted Emission Test Result**
**Appendix C. Radiated Spurious Emission**
**Appendix D. Radiated Spurious Emission Plots**
**Appendix E. Duty Cycle Plots**
**Appendix F. Setup Photographs**

# History of this test report

| Report No. | Version | Description | Issued Date |
|---|---|---|---|
| FR921919D | 01 | Initial issue of report | Apr. 10, 2019 |
| FR921919D | 02 | Revise the address of applicant on the cover page. | Apr. 12, 2019 |
| | | | |
| | | | |
| | | | |
| | | | |
| | | | |
| | | | |
| | | | |
| | | | |
| | | | |
| | | | |
| | | | |
| | | | |
| | | | |

# Summary of Test Result

| Report Clause | Ref Std. Clause | Test Items | Result (PASS/FAIL) | Remark |
|---|---|---|---|---|
| 3.1 | 15.407(a) | Maximum Conducted Output Power | Pass | - |
| 3.2 | 15.407(b) | Unwanted Emissions | Pass | Under limit 0.55 dB at 5403.840 MHz |
| 3.3 | 15.207 | AC Conducted Emission | Pass | Under limit 12.25 dB at 0.186 MHz |
| 3.4 | 15.203<br>15.407(a) | Antenna Requirement | Pass | - |

| **Declaration of Conformity:** |
|---|
| The test results with all measurement uncertainty excluded are presented in accordance with the regulation limits or requirements declared by manufacturers. |
| **Comments and Explanations:** |
| The declared of product specification for EUT presented in the report are provided by the manufacturer, and the manufacturer takes all the responsibilities for the accuracy of product specification. |

**Reviewed by: Wii Chang**

**Report Producer: Natasha Hsieh**

# 1 General Description

## 1.1 Product Feature of Equipment Under Test

Bluetooth, Wi-Fi 2.4GHz 802.11b/g/n, and Wi-Fi 5GHz 802.11a/n/ac

| Product Specification subjective to this standard | |
|---|---|
| **Integrated WLAN Module** | Brand Name: Intel<br>Model Name: 9560NGW |
| **Antenna Type** | WLAN:<br><Ant. 1> PIFA Antenna<br><Ant. 2> PIFA Antenna<br>Bluetooth: PIFA Antenna |

## 1.2 Modification of EUT

No modifications are made to the EUT during all test items.

## 1.3 Testing Location

| **Test Site** | SPORTON INTERNATIONAL INC. | |
|---|---|---|
| **Test Site Location** | No.52, Huaya 1st Rd., Guishan Dist.,<br>Taoyuan City, Taiwan (R.O.C.)<br>TEL: +886-3-327-3456<br>FAX: +886-3-328-4978 | |
| **Test Site No.** | **Sporton Site No.** | |
| | TH05-HY | CO05-HY |

**Note:** The test site complies with ANSI C63.4 2014 requirement.

| **Test Site** | SPORTON INTERNATIONAL INC. |
|---|---|
| **Test Site Location** | No.58, Aly. 75, Ln. 564, Wenhua 3rd, Rd., Guishan Dist.,<br>Taoyuan City, Taiwan (R.O.C.)<br>TEL: +886-3-327-0868<br>FAX: +886-3-327-0855 |
| **Test Site No.** | **Sporton Site No.** |
| | 03CH16-HY |

**Note:** The test site complies with ANSI C63.4 2014 requirement.

FCC Designation No. TW1190 and TW0007

## 1.4 Applicable Standards

According to the specifications of the manufacturer, the EUT must comply with the requirements of the following standards:

- FCC Part 15 Subpart E
- FCC KDB 789033 D02 General UNII Test Procedures New Rules v02r01.
- FCC KDB 414788 D01 Radiated Test Site v01r01.
- FCC KDB 662911 D01 Multiple Transmitter Output v02r01.
- ANSI C63.10-2013

**Remark:** All test items were verified and recorded according to the standards and without any deviation during the test.

# 2 Test Configuration of Equipment Under Test

a. The EUT has been associated with peripherals and configuration operated in a manner tended to maximize its emission characteristics in a typical application. Frequency range investigated: conduction emission (150 kHz to 30 MHz), radiation emission (9 kHz to the 10th harmonic of the highest fundamental frequency or to 40 GHz, whichever is lower). For radiated measurement, pre-scanned in Notebook type and three orthogonal panels, (X, Y, Z). The worst cases (X plane) were recorded in this report.

b. AC power line Conducted Emission was tested under maximum output power.

## 2.1 Carrier Frequency and Channel

| Frequency Band | Channel | Freq. (MHz) | Channel | Freq. (MHz) |
|---|---|---|---|---|
| 5150-5250 MHz Band 1 (U-NII-1) | 36 | 5180 | 44 | 5220 |
| | 38* | 5190 | 46* | 5230 |
| | 40 | 5200 | 48 | 5240 |
| | 42# | 5210 | | |

| Frequency Band | Channel | Freq. (MHz) | Channel | Freq. (MHz) |
|---|---|---|---|---|
| 5250-5350 MHz Band 2 (U-NII-2A) | 52 | 5260 | 60 | 5300 |
| | 54* | 5270 | 62* | 5310 |
| | 56 | 5280 | 64 | 5320 |
| | 58# | 5290 | | |

| Frequency Band | Channel | Freq. (MHz) | Channel | Freq. (MHz) |
|---|---|---|---|---|
| 5470-5725 MHz Band 3 (U-NII-2C) | 100 | 5500 | 112 | 5560 |
| | 102* | 5510 | 116 | 5580 |
| | 104 | 5520 | 132 | 5660 |
| | 106# | 5530 | 134* | 5670 |
| | 108 | 5540 | 136 | 5680 |
| | 110* | 5550 | 140 | 5700 |

| Frequency Band | Channel | Freq. (MHz) | Channel | Freq. (MHz) |
|---|---|---|---|---|
| TDWR Channel | 118* | 5590 | 124 | 5620 |
| | 120 | 5600 | 126* | 5630 |
| | 122# | 5610 | 128 | 5640 |

| Frequency Band | Channel | Freq. (MHz) | Channel | Freq. (MHz) |
|---|---|---|---|---|
| Straddle Channel | 138# | 5690 | 144 | 5720 |
| | 142* | 5710 | | |

**Note:**

1. The above Frequency and Channel in "*" were 802.11n HT40 and 802.11ac VHT40.
2. The above Frequency and Channel in "#" were 802.11ac VHT80.

## 2.2 Test Mode

**Final test modes are considering the modulation and worse data rates as below table.**

**Single Mode**

| Modulation | Data Rate |
|---|---|
| 802.11a | 6 Mbps |
| 802.11n HT20 | MCS0 |
| 802.11n HT40 | MCS0 |
| 802.11ac VHT80 | MCS0 |
| 802.11ac VHT160 | MCS0 |

**MIMO Mode**

| Modulation | Data Rate |
|---|---|
| 802.11n HT20 | MCS0 |
| 802.11n HT40 | MCS0 |
| 802.11ac VHT80 | MCS0 |
| 802.11ac VHT160 | MCS0 |

| Test Cases | |
|---|---|
| AC Conducted Emission | Mode 1 : Bluetooth Link + WLAN (5GHz) Link + Earphone + Adapter |

| Ch. # | | Band I：5150-5250 MHz | Band II：5250-5350 MHz | Band III：5470-5725MHz |
|---|---|---|---|---|
| | | 802.11a | 802.11a | 802.11a |
| L | Low | - | - | 100 |
| M | Middle | - | - | - |
| H | High | - | 64 | - |
| Straddle | | - | - | - |

| Ch. # | | Band I：5150-5250 MHz | Band II：5250-5350 MHz | Band III：5470-5725MHz |
|---|---|---|---|---|
| | | 802.11n HT20 | 802.11n HT20 | 802.11n HT20 |
| L | Low | - | 52 | - |
| M | Middle | 44 | - | 116 |
| H | High | - | - | - |
| Straddle | | - | - | - |

| Ch. # | | Band I：5150-5250 MHz | Band II：5250-5350 MHz | Band III：5470-5725MHz |
|---|---|---|---|---|
| | | 802.11n HT40 | 802.11n HT40 | 802.11n HT40 |
| L | Low | 38 | - | 102 |
| M | Middle | - | - | - |
| H | High | 46 | 62 | - |
| Straddle | | - | - | - |

| Ch. # | | Band I：5150-5250 MHz | Band II：5250-5350 MHz | Band III：5470-5725MHz |
|---|---|---|---|---|
| | | 802.11ac VHT80 | 802.11ac VHT80 | 802.11ac VHT80 |
| L | Low | - | - | - |
| M | Middle | 42 | 58 | - |
| H | High | - | - | - |
| Straddle | | - | - | 138 |

| Ch. # | | Band I~II：5150--5350 MHz | Band III：5470-5725MHz |
|---|---|---|---|
| | | 802.11ac VHT160 | 802.11ac VHT160 |
| L | Low | - | - |
| M | Middle | 50 | 114 |
| H | High | - | - |
| Straddle | | - | - |

## 2.3 Connection Diagram of Test System

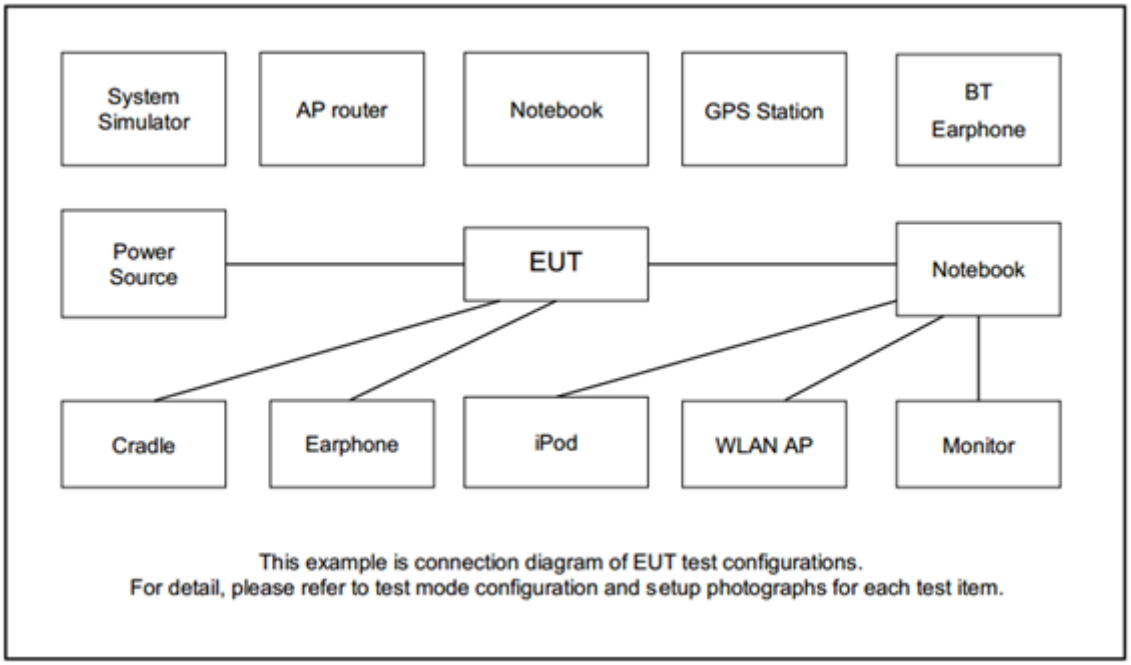


## 2.4 Support Unit used in test configuration and system

| Item | Equipment | Trade Name | Model Name | FCC ID | Data Cable | Power Cord |
|---|---|---|---|---|---|---|
| 1. | WLAN AP | ASUS | RT-AC66U | MSQ-RTAC66U | N/A | Unshielded, 1.8 m |
| 2. | Bluetooth Earphone | Sony Ericsson | MW600 | PY7DDA-2029 | N/A | N/A |
| 3. | iPod Earphone | Apple | N/A | Verification | Unshielded, 1.0 m | N/A |

## 2.5 EUT Operation Test Setup

The RF test items, utility “DRTU” was installed in EUT which was programmed in order to make the EUT get into the engineering modes to provide channel selection, power level, data rate and the application type and for continuous transmitting signals.

# 3 Test Result

## 3.1 Maximum Conducted Output Power Measurement

### 3.1.1 Limit of Maximum Conducted Output Power

**<FCC 14-30 CFR 15.407>**

**For the 5.15–5.25 GHz bands:**

- For mobile and portable client devices in the 5.15–5.25 GHz band, the maximum conducted output power over the frequency band of operation shall not exceed 250 mW. For an indoor access point operating in the band 5.15-5.25 GHz, the maximum conducted output power over the frequency band of operation shall not exceed 1 W.

**For the 5.25–5.725 GHz bands:**

- The maximum conducted output power over the frequency bands of operation shall not exceed the lesser of 250 mW or 11 dBm 10 log B, where B is the 26 dB emission bandwidth in megahertz.

For Straddle Channel, according to KDB 789033 D02 General UNII Test Procedures New Rules v02r01, if the power and PSD of the devices are uniform and comply with the lower limits specified for the U-NII-2 bands, a single measurement over the entire emission bandwidth can be performed to show compliance.

If transmitting antennas of directional gain greater than 6 dBi are used, the peak output power shall be reduced by the amount in dB that the directional gain of the antenna exceeds 6 dBi.

Note that U-NII-2 band, devices with a maximum e.i.r.p. greater than 500 mW shall implement TPC in order to have the capability to operate at least 6 dB below the maximum permitted e.i.r.p. of 1 W.

### 3.1.2 Measuring Instruments

See list of measuring equipment of this test report.

### 3.1.3 Test Procedures

The testing follows Method PM of FCC KDB 789033 D02 General UNII Test Procedures New Rules v02r01.

Method PM (Measurement using an RF average power meter):

1. Measurement is performed using a wideband RF power meter.
2. The EUT is configured to transmit continuously with a consistent duty cycle at its maximum power control level.
3. Measure the average power of the transmitter, and the average power is corrected with duty factor, 10 log(1/x), where x is the duty cycle.

For Straddle Channel, according to KDB 789033 D02 General UNII Test Procedures New Rules v02r01, if the power and PSD of the devices are uniform and comply with the lower limits specified for the U-NII-2 bands, a single measurement over the entire emission bandwidth can be performed to show compliance.

### 3.1.4 Test Setup

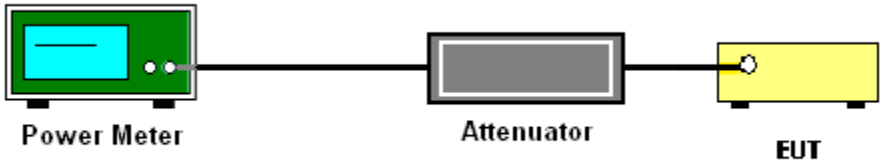


### 3.1.5 Test Result of Maximum Conducted Output Power

Please refer to Appendix A.

## 3.2 Unwanted Emissions Measurement

This section is to measure unwanted emissions through radiated measurement for band edge spurious emissions and out of band emissions measurement.

### 3.2.1 Limit of Unwanted Emissions

(1) For transmitters operating in the 5150-5250 MHz band: all emissions outside of the 5150-5350 MHz band shall not exceed an EIRP of –27dBm/MHz.

For transmitters operating in the 5250-5350 MHz band: all emissions outside of the 5150-5350 MHz band shall not exceed an EIRP of -27 dBm/MHz. Devices operating in the 5250-5350 MHz band that generate emissions in the 5150-5250 MHz band must meet all applicable technical requirements for operation in the 5150-5250 MHz band (including indoor use) or alternatively meet an out-of-band emission EIRP limit of -27 dBm/MHz in the 5150-5250 MHz band.

For transmitters operating in the 5470-5600 MHz and 5650-5725MHz band: all emissions outside of the 5470-5600 MHz and 5650-5725MHz band shall not exceed an EIRP of -27 dBm/MHz.

(2) Unwanted spurious emissions fallen in restricted bands shall comply with the general field strength limits as below table,

| Frequency (MHz) | Field Strength (microvolts/meter) | Measurement Distance (meters) |
|---|---|---|
| 0.009 – 0.490 | 2400/F(kHz) | 300 |
| 0.490 – 1.705 | 24000/F(kHz) | 30 |
| 1.705 – 30.0 | 30 | 30 |
| 30 – 88 | 100 | 3 |
| 88 – 216 | 150 | 3 |
| 216 - 960 | 200 | 3 |
| Above 960 | 500 | 3 |

**Note:** The following formula is used to convert the EIRP to field strength.

$$E=\frac{1000000\sqrt{30P}}{3}$$ μV/m, where P is the eirp (Watts)

| EIRP (dBm) | Field Strength at 3m (dBμV/m) |
|---|---|
| - 27 | 68.3 |

(3) KDB789033 D02 v02r01 G)2)c)

(i) Section 15.407(b)(1) to (b)(3) specify the unwanted emission limits for the U-NII-1 and U-NII-2 bands. As specified, emissions above 1000 MHz that are outside of the restricted bands are subject to a peak emission limit of -27 dBm/MHz.[3]

(ii) Section 15.407(b)(4) specifies the unwanted emission limit for the U-NII-3 band. A band emissions mask is specified in Section 15.407(b)(4)(i). The emission limits are in terms of a Peak detector. An alternative to the band emissions mask is specified in Section 15.407(b)(4)(ii). The alternative limits are based on the highest antenna gain specified in the filing. There are also marketing and importation restrictions for the devices using the alternative limit.[4]

**Note 3:** An out-of-band emission that complies with both the average and peak limits of Section 15.209 is not required to satisfy the -27 dBm/MHz peak emission limit.

**Note 4:** Only devices with antenna gains of 10 dBi or less may be approved using the emission limits specified in Section 15.247(d) till March 2, 2018; all other devices operating in this band must use the mask specified in Section 15.407(b)(4)(i).

### 3.2.2 Measuring Instruments

See list of measuring equipment of this test report.

### 3.2.3 Test Procedures

1. The testing follows FCC KDB 789033 D02 General UNII Test Procedures New Rules v02r01. Section G) Unwanted emissions measurement.

(1) Procedure for Unwanted Emissions Measurements Below 1000MHz

- RBW = 120 kHz
- VBW = 300 kHz
- Detector = Peak
- Trace mode = max hold

(2) Procedure for Peak Unwanted Emissions Measurements Above 1000 MHz

- RBW = 1 MHz
- VBW ≥ 3 MHz
- Detector = Peak
- Sweep time = auto
- Trace mode = max hold

(3) Procedures for Average Unwanted Emissions Measurements Above 1000MHz

- RBW = 1 MHz
- VBW = 10 Hz, when duty cycle is no less than 98 percent.
- VBW ≥ 1/T, when duty cycle is less than 98 percent where T is the minimum transmission duration over which the transmitter is on and is transmitting at its maximum power control level for the tested mode of operation.

2. The EUT was placed on a turntable with 0.8 meter for frequency below 1GHz and 1.5 meter for frequency above 1GHz respectively above ground.
3. The EUT was set 3 meters from the interference receiving antenna which was mounted on the top of a variable height antenna tower.
4. The antenna is a broadband antenna and its height is adjusted between one meter and four meters above ground to find the maximum value of the field strength for both horizontal polarization and vertical polarization of the antenna.
5. For each suspected emission, the EUT was arranged to its worst case and then adjust the antenna tower (from 1 m to 4 m) and turntable (from 0 degree to 360 degrees) to find the maximum reading.
6. For testing below 1GHz, if the emission level of the EUT in peak mode was 3 dB lower than the limit specified, then peak values of EUT will be reported, otherwise, the emissions will be repeated one by one using the CISPR quasi-peak method and reported.
7. For testing above 1GHz, the emission level of the EUT in peak mode was 20dB lower than average limit (that means the emission level in average mode also complies with the limit in average mode), then peak values of EUT will be reported, otherwise, the emissions will be measured in average mode again and reported.

### 3.2.4 Test Setup

**For radiated emissions below 30MHz**

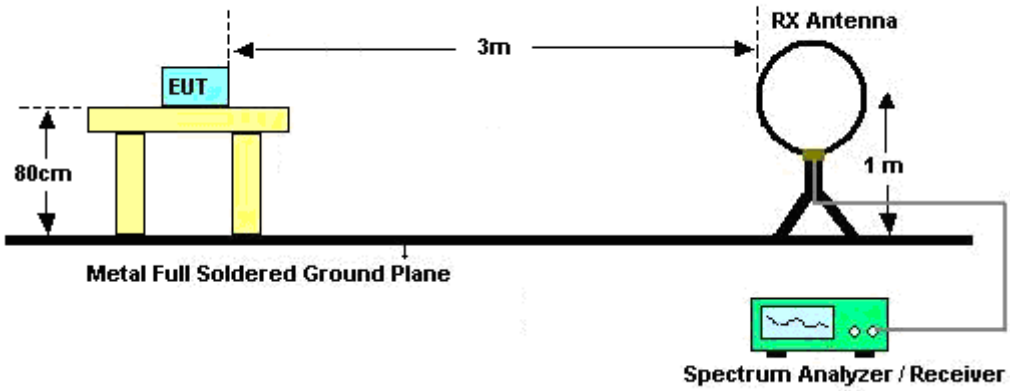

**For radiated emissions from 30MHz to 1GHz**

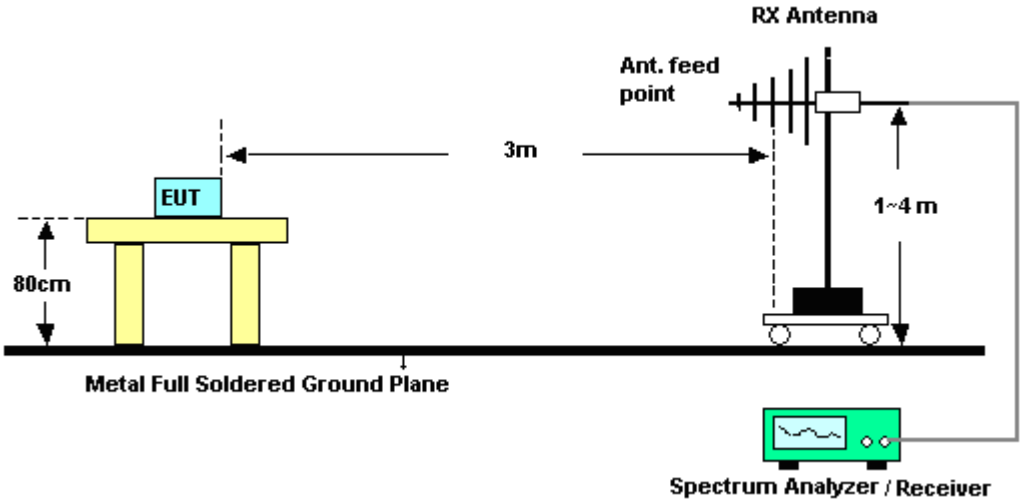


**For radiated emissions above 1GHz**

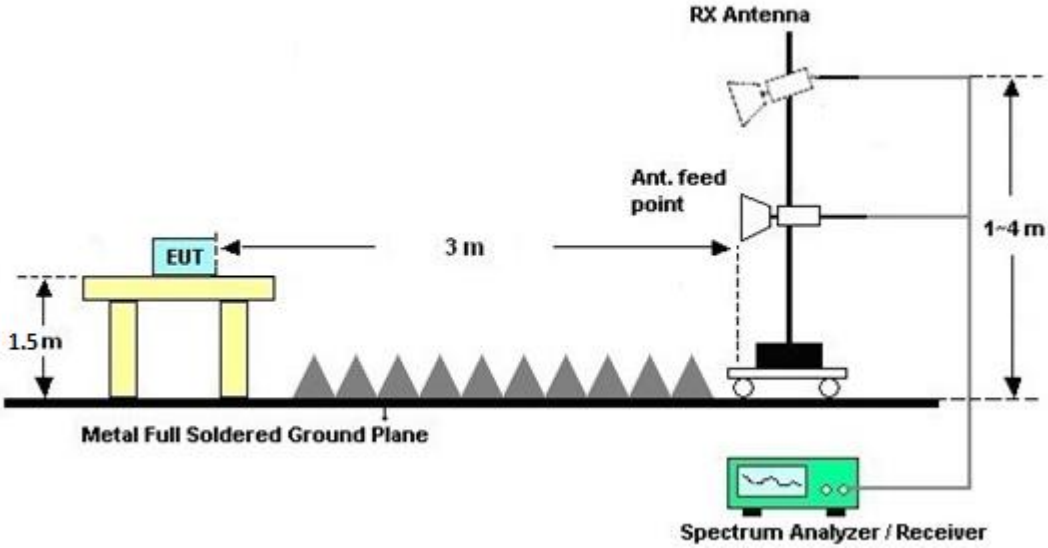


## 3.2.5 Test Results of Radiated Spurious Emissions (9 kHz ~ 30 MHz)

The low frequency, which started from 9 kHz to 30MHz, was pre-scanned and the result which was 20dB lower than the limit line was not reported.

There is a comparison data of both open-field test site and alternative test site - semi-Anechoic chamber according to 414788 D01 Radiated Test Site v01r01, and the result came out very similar.

### 3.2.6 Test Result of Radiated Spurious at Band Edges

Please refer to Appendix C and D.

### 3.2.7 Duty Cycle

Please refer to Appendix E.

### 3.2.8 Test Result of Radiated Spurious Emissions (30MHz ~ 10th Harmonic)

Please refer to Appendix C and D.

## 3.3 AC Conducted Emission Measurement

### 3.3.1 Limit of AC Conducted Emission

For equipment that is designed to be connected to the public utility (AC) power line, the radio frequency voltage that is conducted back onto the AC power line on any frequency or frequencies within the band 150 kHz to 30 MHz shall not exceed the limits in the following table.

| Frequency of emission (MHz) | Conducted limit (dBμV) | |
|---|---|---|
| | Quasi-peak | Average |
| 0.15-0.5 | 66 to 56* | 56 to 46* |
| 0.5-5 | 56 | 46 |
| 5-30 | 60 | 50 |

*Decreases with the logarithm of the frequency.

### 3.3.2 Measuring Instruments

See list of measuring equipment of this test report.

### 3.3.3 Test Procedures

1. The EUT was placed 0.4 meter from the conducting wall of the shielding room was kept at least 80 centimeters from any other grounded conducting surface.
2. Connect EUT to the power mains through a line impedance stabilization network (LISN).
3. All the support units are connecting to the other LISN.
4. The LISN provides 50 ohm coupling impedance for the measuring instrument.
5. The FCC states that a 50 ohm, 50 microhenry LISN should be used.
6. Both sides of AC line were checked for maximum conducted interference.
7. The frequency range from 150 kHz to 30 MHz was searched.
8. Set the test-receiver system to Peak Detect Function and specified bandwidth with Maximum Hold Mode.

### 3.3.4 Test Setup

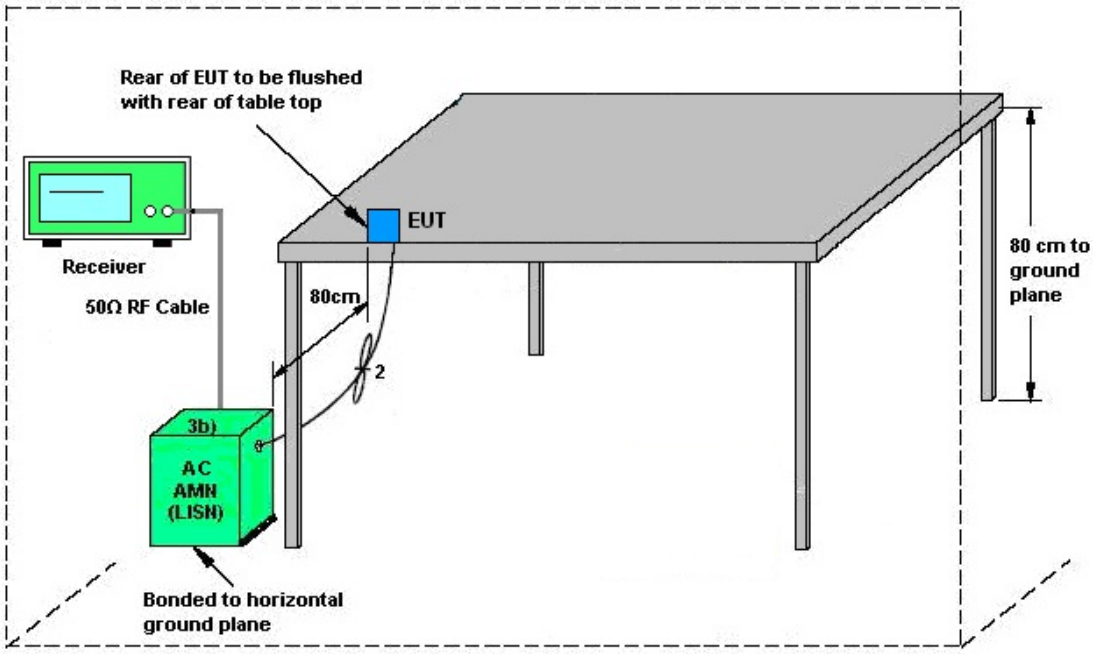


AMN = Artificial mains network (LISN)
AE = Associated equipment
EUT = Equipment under test
ISN = Impedance stabilization network

### 3.3.5 Test Result of AC Conducted Emission

Please refer to Appendix B.

## 3.4 Antenna Requirements

### 3.4.1 Standard Applicable

If transmitting antenna directional gain is greater than 6 dBi, both the peak transmit power and the peak power spectral density shall be reduced by the amount in dB that the directional gain of the antenna exceeds 6 dBi.

### 3.4.2 Antenna Anti-Replacement Construction

An embedded-in antenna design is used.

### 3.4.3 Antenna Gain

<CDD Modes >

FCC KDB 662911 D01 Multiple Transmitter Output v02r01

For CDD transmissions, directional gain is calculated as

Directional gain = GANT + Array Gain, where Array Gain is as follows.

For power spectral density (PSD) measurements on all devices,

Array Gain = 10 log(NANT/NSS=1) dB.

For power measurements on IEEE 802.11 devices,

Array Gain = 0 dB (i.e., no array gain) for NANT ≤ 4.

Directional gain may be calculated by using the formulas applicable to equal gain antennas with GANT set equal to the gain of the antenna having the highest gain;

The EUT supports CDD mode.

For power, the directional gain GANT is set equal to the antenna having the highest gain, i.e., F)2)f)i).

For PSD, the directional gain calculation is following F)2)f)ii) of KDB 662911 D01 v02r01.

The power and PSD limit should be modified if the directional gain of EUT is over 6 dBi,

The directional gain “DG” is calculated as following table.

| **<CDD Modes>** | | | | |
|---|---|---|---|---|
| | **Ant. 1 (dBi)** | **Ant. 2 (dBi)** | **DG for Power (dBi)** | **Power Limit Reduction (dB)** |
| **Band I** | 2.98 | 3.10 | 3.10 | 0.00 |
| **Band II** | 2.98 | 3.10 | 3.10 | 0.00 |
| **Band III** | 2.46 | 3.22 | 3.22 | 0.00 |

*Power limit reduction = Composite gain – 6dBi, ( min = 0 )*

*PSD limit reduction = Composite gain + PSD Array gain – 6dBi, ( min = 0 )*

# 4 List of Measuring Equipment

| Instrument | Manufacturer | Model No. | Serial No. | Characteristics | Calibration Date | Test Date | Due Date | Remark |
|---|---|---|---|---|---|---|---|---|
| Power Meter | Anritsu | ML2495A | 1132003 | N/A | Aug. 16, 2018 | Mar. 19, 2019 | Aug. 15, 2019 | Conducted (TH05-HY) |
| Power Sensor | Anritsu | MA2411B | 1126017 | 300MHz~ 40GHz | Aug. 16, 2018 | Mar. 19, 2019 | Aug. 15, 2019 | Conducted (TH05-HY) |
| Spectrum Analyzer | Rohde & Schwarz | FSV 30 | 100895 | 9kHz~30GHz | Apr. 20, 2018 | Mar. 19, 2019 | Apr. 19, 2019 | Conducted (TH05-HY) |
| Switch Box & RF Cable | Burgeon | ETF-058 | EC1300484 | N/A | Apr. 17, 2018 | Mar. 19, 2019 | Apr. 16, 2019 | Conducted (TH05-HY) |
| AC Power Source | ChainTek | APC-1000W | N/A | N/A | N/A | Apr. 08, 2019 | N/A | Conduction (CO05-HY) |
| EMI Test Receiver | Rohde & Schwarz | ESR3 | 102388 | 9KHz~3.6GHz | Nov. 12, 2018 | Apr. 08, 2019 | Nov. 11, 2019 | Conduction (CO05-HY) |
| LISN | Rohde & Schwarz | ENV216 | 100080 | 9kHz~30MHz | Nov. 14, 2018 | Apr. 08, 2019 | Nov. 13, 2019 | Conduction (CO05-HY) |
| LISN | Rohde & Schwarz | ENV216 | 100081 | 9kHz~30MHz | Nov. 09, 2018 | Apr. 08, 2019 | Nov. 08, 2019 | Conduction (CO05-HY) |
| Software | Rohde & Schwarz | EMC32 V10.30 | N/A | N/A | N/A | Apr. 08, 2019 | N/A | Conduction (CO05-HY) |
| RF Cable | HUBER + SUHNER | RG 214/U | 1358175 | 9kHz~30MHz | Sep. 14, 2018 | Apr. 08, 2019 | Sep. 13, 2019 | Conduction (CO05-HY) |
| Software | Audix | E3 6.2009-8-24c | RK-001179 | N/A | N/A | Apr. 08, 2019 | N/A | Conduction (CO05-HY) |
| Pulse Limiter | SCHWARZBECK | VTSD 9561-F N | 9561-F N00373 | 9kHz-200MHz | Nov. 08, 2018 | Apr. 08, 2019 | Nov. 07, 2019 | Conduction (CO05-HY) |
| Loop Antenna | Rohde & Schwarz | HFH2-Z2 | 100315 | 9 kHz~30 MHz | Nov. 23, 2017 | Feb. 26, 2019~ Mar. 05, 2019 | Nov. 22, 2019 | Radiation (03CH16-HY) |
| Bilog Antenna | TESEQ | CBL6111D&00802N1D01N-06 | 47020&06 | 30MHz to 1GHz | Oct. 13, 2018 | Feb. 26, 2019~ Mar. 05, 2019 | Oct. 12, 2019 | Radiation (03CH16-HY) |
| Horn Antenna | SCHWARZBECK | BBHA 9120 D | 9120D-1522 | 1G~18GHz | Sep. 07, 2018 | Feb. 26, 2019~ Mar. 05, 2019 | Sep. 06, 2019 | Radiation (03CH16-HY) |
| SHF-EHF Horn Antenna | SCHWARZBECK | BBHA 9170 | BBHA9170576 | 18GHz ~ 40GHz | May 08, 2018 | Feb. 26, 2019~ Mar. 05, 2019 | May 07, 2019 | Radiation (03CH16-HY) |
| EMI Test Receiver | Keysight | N9038A (MXE) | MY57290111 | 3Hz~26.5GHz | Nov. 29, 2018 | Feb. 26, 2019~ Mar. 05, 2019 | Nov. 28, 2019 | Radiation (03CH16-HY) |
| Spectrum Analyzer | Agilent | N9010A | MY53470118 | 10Hz~44GHz | Apr. 17, 2018 | Feb. 26, 2019~ Mar. 05, 2019 | Apr. 16, 2019 | Radiation (03CH16-HY) |
| Amplifier | SONOMA | 310N | 371607 | 9kHz~1000MHz | Oct. 02, 2018 | Feb. 26, 2019~ Mar. 05, 2019 | Oct. 01, 2019 | Radiation (03CH16-HY) |
| Preamplifier | Jet-Power | JPA0118-55-303 | 1710001800054001 | 1GHz~18GHz | Apr. 16, 2018 | Feb. 26, 2019~ Mar. 05, 2019 | Apr. 15, 2019 | Radiation (03CH16-HY) |
| Preamplifier | Keysight | 83017A | MY53270264 | 1GHz~26.5GHz | Dec. 12, 2018 | Feb. 26, 2019~ Mar. 05, 2019 | Dec. 11, 2019 | Radiation (03CH16-HY) |
| Amplifier | MITEQ | TTA1840-35-HG | 1871923 | 18GHz~40GHz, VSWR : 2.5:1 max | Jul. 16, 2018 | Feb. 26, 2019~ Mar. 05, 2019 | Jul. 15, 2019 | Radiation (03CH16-HY) |
| RF Cable | HUBER + SUHNER | SUCOFLEX 126E | 0058/126E | 30M-18G | N/A | Feb. 26, 2019~ Mar. 05, 2019 | N/A | Radiation (03CH16-HY) |
| RF Cable | HUBER + SUHNER | SUCOFLEX 104 | MY15539/4 | 30M-18G | N/A | Feb. 26, 2019~ Mar. 05, 2019 | N/A | Radiation (03CH16-HY) |
| RF Cable | HUBER + SUHNER | SUCOFLEX 104 | MY36979/4 | 30M~18GHz | N/A | Feb. 26, 2019~ Mar. 05, 2019 | N/A | Radiation (03CH16-HY) |
| Software | Audix | E3 6.2009-8-24 | RK-001136 | N/A | N/A | Feb. 26, 2019~ Mar. 05, 2019 | N/A | Radiation (03CH16-HY) |

# 5 Uncertainty of Evaluation

**Uncertainty of Conducted Emission Measurement (150kHz ~ 30MHz)**

| | |
|---|---|
| Measuring Uncertainty for a Level of Confidence of 95% (U = 2Uc(y)) | 2.2 |

**Uncertainty of Radiated Emission Measurement (30 MHz ~ 1000 MHz)**

| | |
|---|---|
| Measuring Uncertainty for a Level of Confidence of 95% (U = 2Uc(y)) | 4.9 |

**Uncertainty of Radiated Emission Measurement (1000 MHz ~ 18000 MHz)**

| | |
|---|---|
| Measuring Uncertainty for a Level of Confidence of 95% (U = 2Uc(y)) | 5.8 |

**Uncertainty of Radiated Emission Measurement (18000 MHz ~ 40000 MHz)**

| | |
|---|---|
| Measuring Uncertainty for a Level of Confidence of 95% (U = 2Uc(y)) | 3.9 |

# Appendix A. Test Result of Conducted Test Items

| | | | | |
|---|---|---|---|---|
| Test Engineer: | Howard Lin | Temperature: | 21~25 | °C |
| Test Date: | 2019/3/19 | Relative Humidity: | 51~54 | % |

# ***TEST RESULTS DATA***
## ***Average Power Table***

| FCC Band I | | | | | | | |
|---|---|---|---|---|---|---|---|
| Mod. | Data Rate | NTX | CH. | Freq. (MHz) | Average Conducted Power (dBm) | | |
| | | | | | Ant 1 | Ant 2 | SUM |
| 11a | 6Mbps | 1 | 36 | 5180 | 10.20 | 10.20 | |
| 11a | 6Mbps | 1 | 44 | 5220 | 10.10 | 10.20 | |
| 11a | 6Mbps | 1 | 48 | 5240 | 10.30 | 10.30 | |
| HT20 | MCS0 | 1 | 36 | 5180 | 10.20 | 10.20 | |
| HT20 | MCS0 | 1 | 44 | 5220 | 10.40 | 10.20 | |
| HT20 | MCS0 | 1 | 48 | 5240 | 10.30 | 10.20 | |
| HT40 | MCS0 | 1 | 38 | 5190 | 10.40 | 10.20 | |
| HT40 | MCS0 | 1 | 46 | 5230 | 10.20 | 10.20 | |
| VHT20 | MCS0 | 1 | 36 | 5180 | 10.10 | 10.10 | |
| VHT20 | MCS0 | 1 | 44 | 5220 | 10.30 | 10.10 | |
| VHT20 | MCS0 | 1 | 48 | 5240 | 10.20 | 10.10 | |
| VHT40 | MCS0 | 1 | 38 | 5190 | 10.30 | 10.10 | |
| VHT40 | MCS0 | 1 | 46 | 5230 | 10.10 | 10.10 | |
| VHT80 | MCS0 | 1 | 42 | 5210 | 10.10 | 10.10 | |
| VHT160 | MCS0 | 1 | 50 | 5250 | 10.10 | 10.10 | |
| 11a | 6Mbps | 2 | 36 | 5180 | 10.30 | 10.10 | 13.21 |
| 11a | 6Mbps | 2 | 44 | 5220 | 10.10 | 10.20 | 13.16 |
| 11a | 6Mbps | 2 | 48 | 5240 | 10.40 | 10.20 | 13.31 |
| HT20 | MCS0 | 2 | 36 | 5180 | 10.20 | 10.20 | 13.21 |
| HT20 | MCS0 | 2 | 44 | 5220 | 10.40 | 10.20 | 13.31 |
| HT20 | MCS0 | 2 | 48 | 5240 | 10.40 | 10.20 | 13.31 |
| HT40 | MCS0 | 2 | 38 | 5190 | 10.40 | 10.20 | 13.31 |
| HT40 | MCS0 | 2 | 46 | 5230 | 10.40 | 10.20 | 13.31 |
| VHT20 | MCS0 | 2 | 36 | 5180 | 10.10 | 10.10 | 13.11 |
| VHT20 | MCS0 | 2 | 44 | 5220 | 10.30 | 10.10 | 13.21 |
| VHT20 | MCS0 | 2 | 48 | 5240 | 10.30 | 10.10 | 13.21 |
| VHT40 | MCS0 | 2 | 38 | 5190 | 10.30 | 10.10 | 13.21 |
| VHT40 | MCS0 | 2 | 46 | 5230 | 10.30 | 10.10 | 13.21 |
| VHT80 | MCS0 | 2 | 42 | 5210 | 10.40 | 10.10 | 13.26 |
| VHT160 | MCS0 | 2 | 50 | 5250 | 10.20 | 10.00 | 13.11 |

# ***TEST RESULTS DATA***
## ***Average Power Table***

| FCC Band II | | | | | | | |
|---|---|---|---|---|---|---|---|
| Mod. | Data Rate | NTX | CH. | Freq. (MHz) | Average Conducted Power (dBm) | | |
| | | | | | Ant 1 | Ant 2 | SUM |
| 11a | 6Mbps | 1 | 52 | 5260 | 10.30 | 10.20 | |
| 11a | 6Mbps | 1 | 60 | 5300 | 10.20 | 10.40 | |
| 11a | 6Mbps | 1 | 64 | 5320 | 10.40 | 10.20 | |
| HT20 | MCS0 | 1 | 52 | 5260 | 10.20 | 10.20 | |
| HT20 | MCS0 | 1 | 60 | 5300 | 10.40 | 10.20 | |
| HT20 | MCS0 | 1 | 64 | 5320 | 10.40 | 10.40 | |
| HT40 | MCS0 | 1 | 54 | 5270 | 10.20 | 10.20 | |
| HT40 | MCS0 | 1 | 62 | 5310 | 10.30 | 10.20 | |
| VHT20 | MCS0 | 1 | 52 | 5260 | 10.10 | 10.10 | |
| VHT20 | MCS0 | 1 | 60 | 5300 | 10.30 | 10.10 | |
| VHT20 | MCS0 | 1 | 64 | 5320 | 10.30 | 10.30 | |
| VHT40 | MCS0 | 1 | 54 | 5270 | 10.10 | 10.10 | |
| VHT40 | MCS0 | 1 | 62 | 5310 | 10.20 | 10.10 | |
| VHT80 | MCS0 | 1 | 58 | 5290 | 10.20 | 10.20 | |
| 11a | 6Mbps | 2 | 52 | 5260 | 10.40 | 10.20 | 13.31 |
| 11a | 6Mbps | 2 | 60 | 5300 | 10.40 | 10.10 | 13.26 |
| 11a | 6Mbps | 2 | 64 | 5320 | 10.40 | 10.20 | 13.31 |
| HT20 | MCS0 | 2 | 52 | 5260 | 10.20 | 10.20 | 13.21 |
| HT20 | MCS0 | 2 | 60 | 5300 | 10.40 | 10.20 | 13.31 |
| HT20 | MCS0 | 2 | 64 | 5320 | 10.40 | 10.20 | 13.31 |
| HT40 | MCS0 | 2 | 54 | 5270 | 10.30 | 10.20 | 13.26 |
| HT40 | MCS0 | 2 | 62 | 5310 | 10.20 | 10.20 | 13.21 |
| VHT20 | MCS0 | 2 | 52 | 5260 | 10.10 | 10.10 | 13.11 |
| VHT20 | MCS0 | 2 | 60 | 5300 | 10.30 | 10.10 | 13.21 |
| VHT20 | MCS0 | 2 | 64 | 5320 | 10.30 | 10.10 | 13.21 |
| VHT40 | MCS0 | 2 | 54 | 5270 | 10.20 | 10.10 | 13.16 |
| VHT40 | MCS0 | 2 | 62 | 5310 | 10.10 | 10.10 | 13.11 |
| VHT80 | MCS0 | 2 | 58 | 5290 | 10.40 | 10.30 | 13.36 |

***TEST RESULTS DATA***
***Average Power Table***

| FCC Band III | | | | | | | |
|---|---|---|---|---|---|---|---|
| Mod. | Data Rate | NTX | CH. | Freq. (MHz) | Average Conducted Power (dBm) | | |
| | | | | | Ant 1 | Ant 2 | SUM |
| 11a | 6Mbps | 1 | 100 | 5500 | 10.40 | 10.40 | |
| 11a | 6Mbps | 1 | 116 | 5580 | 10.10 | 10.20 | |
| 11a | 6Mbps | 1 | 140 | 5700 | 10.10 | 10.10 | |
| 11a | 6Mbps | 1 | 144 | 5720 | 10.30 | 10.40 | |
| HT20 | MCS0 | 1 | 100 | 5500 | 10.20 | 10.30 | |
| HT20 | MCS0 | 1 | 116 | 5580 | 10.40 | 10.20 | |
| HT20 | MCS0 | 1 | 140 | 5700 | 10.40 | 10.20 | |
| HT20 | MCS0 | 1 | 144 | 5720 | 10.30 | 10.20 | |
| HT40 | MCS0 | 1 | 102 | 5510 | 10.20 | 10.20 | |
| HT40 | MCS0 | 1 | 110 | 5550 | 10.20 | 10.40 | |
| HT40 | MCS0 | 1 | 134 | 5670 | 10.30 | 10.40 | |
| HT40 | MCS0 | 1 | 142 | 5710 | 10.40 | 10.20 | |
| VHT20 | MCS0 | 1 | 100 | 5500 | 10.10 | 10.20 | |
| VHT20 | MCS0 | 1 | 116 | 5580 | 10.30 | 10.10 | |
| VHT20 | MCS0 | 1 | 140 | 5700 | 10.30 | 10.10 | |
| VHT20 | MCS0 | 1 | 144 | 5720 | 10.20 | 10.10 | |
| VHT40 | MCS0 | 1 | 102 | 5510 | 10.10 | 10.10 | |
| VHT40 | MCS0 | 1 | 110 | 5550 | 10.10 | 10.30 | |
| VHT40 | MCS0 | 1 | 134 | 5670 | 10.20 | 10.30 | |
| VHT40 | MCS0 | 1 | 142 | 5710 | 10.30 | 10.10 | |
| VHT80 | MCS0 | 1 | 106 | 5530 | 10.30 | 10.40 | |
| VHT80 | MCS0 | 1 | 122 | 5610 | 10.10 | 10.10 | |
| VHT80 | MCS0 | 1 | 138 | 5690 | 10.10 | 10.20 | |
| VHT160 | MCS0 | 1 | 114 | 5570 | 10.40 | 10.30 | |
| 11a | 6Mbps | 2 | 100 | 5500 | 10.40 | 10.30 | 13.36 |
| 11a | 6Mbps | 2 | 116 | 5580 | 10.40 | 10.10 | 13.26 |
| 11a | 6Mbps | 2 | 140 | 5700 | 10.40 | 10.10 | 13.26 |
| 11a | 6Mbps | 2 | 144 | 5720 | 10.40 | 10.30 | 13.36 |
| HT20 | MCS0 | 2 | 100 | 5500 | 10.40 | 10.30 | 13.36 |
| HT20 | MCS0 | 2 | 116 | 5580 | 10.40 | 10.20 | 13.31 |
| HT20 | MCS0 | 2 | 140 | 5700 | 10.40 | 10.20 | 13.31 |
| HT20 | MCS0 | 2 | 144 | 5720 | 10.40 | 10.20 | 13.31 |
| HT40 | MCS0 | 2 | 102 | 5510 | 10.40 | 10.20 | 13.31 |
| HT40 | MCS0 | 2 | 110 | 5550 | 10.40 | 10.20 | 13.31 |
| HT40 | MCS0 | 2 | 134 | 5670 | 10.40 | 10.20 | 13.31 |
| HT40 | MCS0 | 2 | 142 | 5710 | 10.40 | 10.20 | 13.31 |
| VHT20 | MCS0 | 2 | 100 | 5500 | 10.30 | 10.20 | 13.26 |
| VHT20 | MCS0 | 2 | 116 | 5580 | 10.30 | 10.10 | 13.21 |
| VHT20 | MCS0 | 2 | 140 | 5700 | 10.30 | 10.10 | 13.21 |
| VHT20 | MCS0 | 2 | 144 | 5720 | 10.30 | 10.10 | 13.21 |
| VHT40 | MCS0 | 2 | 102 | 5510 | 10.30 | 10.10 | 13.21 |
| VHT40 | MCS0 | 2 | 110 | 5550 | 10.30 | 10.10 | 13.21 |
| VHT40 | MCS0 | 2 | 134 | 5670 | 10.30 | 10.10 | 13.21 |
| VHT40 | MCS0 | 2 | 142 | 5710 | 10.30 | 10.10 | 13.21 |
| VHT80 | MCS0 | 2 | 106 | 5530 | 10.40 | 10.10 | 13.26 |
| VHT80 | MCS0 | 2 | 122 | 5610 | 10.40 | 10.20 | 13.31 |
| VHT80 | MCS0 | 2 | 138 | 5690 | 10.20 | 10.20 | 13.21 |
| VHT160 | MSC0 | 2 | 114 | 5570 | 10.40 | 10.10 | 13.26 |

# Appendix B. AC Conducted Emission Test Results

| | | | |
|---|---|---|---|
| **Test Engineer :** | Eric Jeng | **Temperature :** | 22~25℃ |
| | | **Relative Humidity :** | 52~55% |

## EUT Information

| | |
|---|---|
| Report NO : | 921919 |
| Test Mode : | Mode 1 |
| Test Voltage : | 120Vac/60Hz |
| Phase : | Line |

Full Spectrum

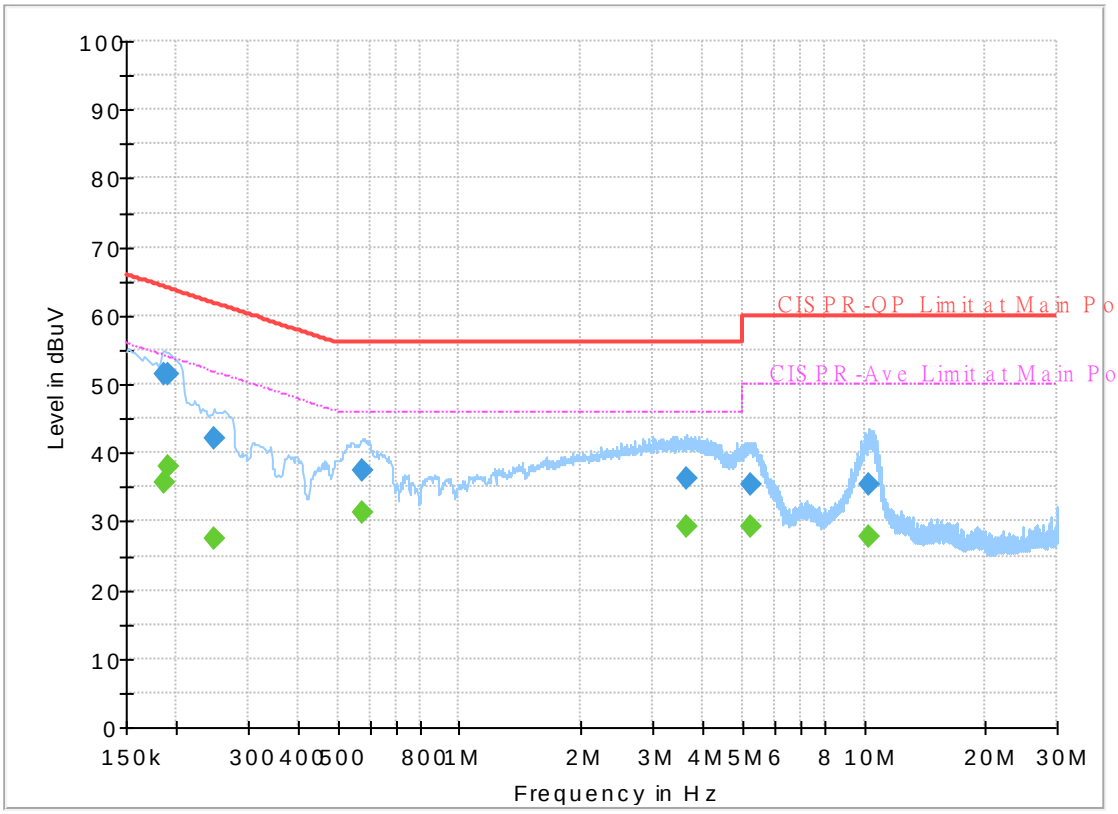


## Final_Result

| Frequency (MHz) | QuasiPeak (dBuV) | CAverage (dBuV) | Limit (dBuV) | Margin (dB) | Line | Filter | Corr. (dB) |
|---|---|---|---|---|---|---|---|
| 0.186000 | --- | 35.72 | 54.21 | 18.49 | L1 | OFF | 19.5 |
| 0.186000 | 51.56 | --- | 64.21 | 12.65 | L1 | OFF | 19.5 |
| 0.190500 | --- | 37.89 | 54.02 | 16.13 | L1 | OFF | 19.5 |
| 0.190500 | 51.47 | --- | 64.02 | 12.55 | L1 | OFF | 19.5 |
| 0.246750 | --- | 27.39 | 51.87 | 24.48 | L1 | OFF | 19.5 |
| 0.246750 | 42.17 | --- | 61.87 | 19.70 | L1 | OFF | 19.5 |
| 0.577500 | --- | 31.40 | 46.00 | 14.60 | L1 | OFF | 19.5 |
| 0.577500 | 37.41 | --- | 56.00 | 18.59 | L1 | OFF | 19.5 |
| 3.642000 | --- | 29.17 | 46.00 | 16.83 | L1 | OFF | 19.6 |
| 3.642000 | 36.24 | --- | 56.00 | 19.76 | L1 | OFF | 19.6 |
| 5.237250 | --- | 29.12 | 50.00 | 20.88 | L1 | OFF | 19.6 |
| 5.237250 | 35.33 | --- | 60.00 | 24.67 | L1 | OFF | 19.6 |
| 10.266000 | --- | 27.71 | 50.00 | 22.29 | L1 | OFF | 19.7 |
| 10.266000 | 35.27 | --- | 60.00 | 24.73 | L1 | OFF | 19.7 |

# EUT Information

| | |
|---|---|
| Report NO : | 921919 |
| Test Mode : | Mode 1 |
| Test Voltage : | 120Vac/60Hz |
| Phase : | Neutral |

Full Spectrum

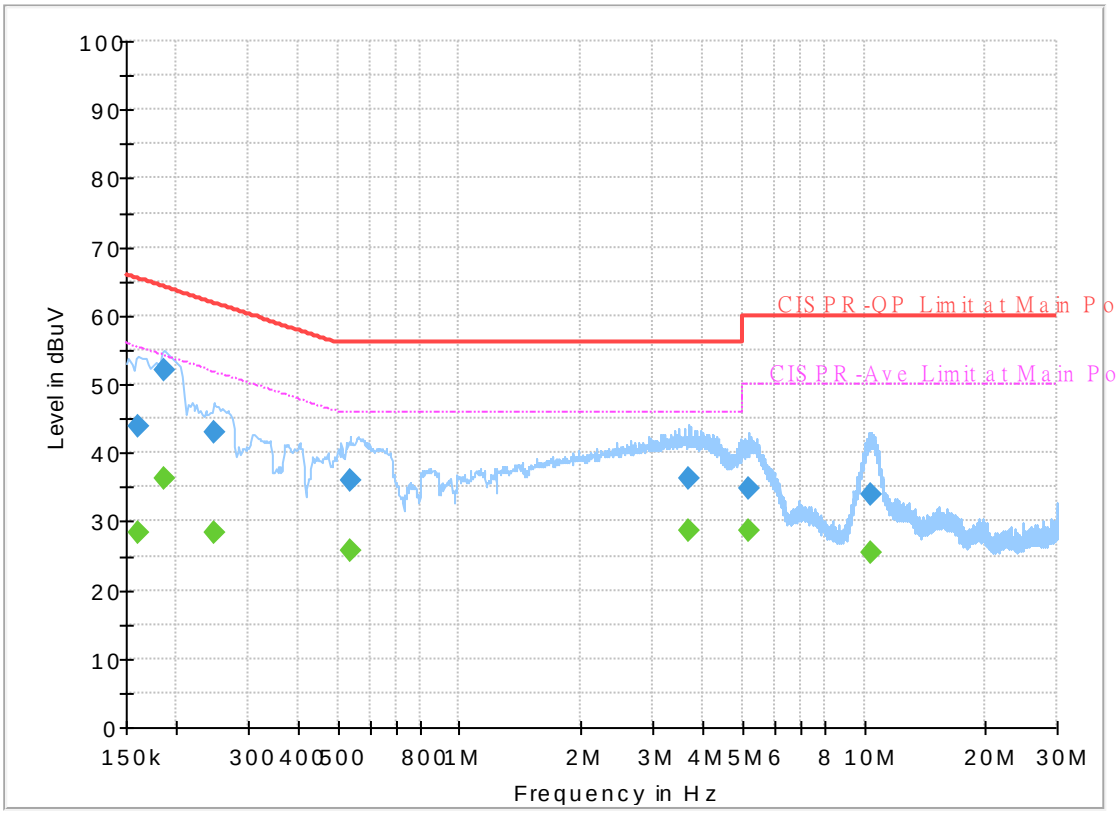


# Final_Result

| Frequency (MHz) | QuasiPeak (dBuV) | CAverage (dBuV) | Limit (dBuV) | Margin (dB) | Line | Filter | Corr. (dB) |
|---|---|---|---|---|---|---|---|
| 0.161250 | --- | 28.30 | 55.40 | 27.10 | N | OFF | 19.5 |
| 0.161250 | 43.84 | --- | 65.40 | 21.56 | N | OFF | 19.5 |
| 0.186000 | --- | 36.31 | 54.21 | 17.90 | N | OFF | 19.5 |
| 0.186000 | 51.96 | --- | 64.21 | 12.25 | N | OFF | 19.5 |
| 0.246750 | --- | 28.39 | 51.87 | 23.48 | N | OFF | 19.5 |
| 0.246750 | 42.87 | --- | 61.87 | 19.00 | N | OFF | 19.5 |
| 0.537000 | --- | 25.61 | 46.00 | 20.39 | N | OFF | 19.5 |
| 0.537000 | 35.85 | --- | 56.00 | 20.15 | N | OFF | 19.5 |
| 3.671250 | --- | 28.59 | 46.00 | 17.41 | N | OFF | 19.6 |
| 3.671250 | 36.24 | --- | 56.00 | 19.76 | N | OFF | 19.6 |
| 5.178750 | --- | 28.63 | 50.00 | 21.37 | N | OFF | 19.6 |
| 5.178750 | 34.78 | --- | 60.00 | 25.22 | N | OFF | 19.6 |
| 10.360500 | --- | 25.58 | 50.00 | 24.42 | N | OFF | 19.7 |
| 10.360500 | 33.94 | --- | 60.00 | 26.06 | N | OFF | 19.7 |

# Appendix C. Radiated Spurious Emission

| Test Engineer : | Jacky Hung, CR Liao, and Austin Li | Temperature : | 23~25°C |
|---|---|---|---|
| | | Relative Humidity : | 55~57% |

**Band 1 - 5150~5250MHz**

**WIFI 802.11n HT20 (Band Edge @ 3m)**

| WIFI Ant. 1 | Note | Frequency ( MHz ) | Level ( dBμV/m ) | Over Limit ( dB ) | Limit Line ( dBμV/m ) | Read Level (dBμV) | Antenna Factor ( dB/m ) | Path Loss ( dB ) | Preamp Factor ( dB ) | Ant Pos ( cm ) | Table Pos ( deg ) | Peak Avg. (P/A) | Pol. (H/V) |
|---|---|---|---|---|---|---|---|---|---|---|---|---|---|
| 802.11n HT20 CH 44 5220MHz | | 5060.58 | 53.92 | -20.08 | 74 | 38.27 | 31.61 | 13.41 | 29.37 | 110 | 348 | P | H |
| | | 5120.64 | 43.21 | -10.79 | 54 | 27.7 | 31.62 | 13.27 | 29.38 | 110 | 348 | A | H |
| | * | 5220 | 108.2 | - | - | 92.88 | 31.64 | 13.07 | 29.39 | 110 | 348 | P | H |
| | * | 5220 | 100.22 | - | - | 84.9 | 31.64 | 13.07 | 29.39 | 110 | 348 | A | H |
| | | 5441.8 | 53.52 | -20.48 | 74 | 38.15 | 31.69 | 13.1 | 29.42 | 110 | 348 | P | H |
| | | 5427.8 | 43.03 | -10.97 | 54 | 27.71 | 31.69 | 13.05 | 29.42 | 110 | 348 | A | H |
| | | 5004.94 | 53.18 | -20.82 | 74 | 37.39 | 31.6 | 13.55 | 29.36 | 244 | 91 | P | V |
| | | 5074.88 | 42.93 | -11.07 | 54 | 27.31 | 31.61 | 13.38 | 29.37 | 244 | 91 | A | V |
| | * | 5220 | 100.97 | - | - | 85.65 | 31.64 | 13.07 | 29.39 | 244 | 91 | P | V |
| | * | 5220 | 92.46 | - | - | 77.14 | 31.64 | 13.07 | 29.39 | 244 | 91 | A | V |
| | | 5405.4 | 53.21 | -20.79 | 74 | 37.98 | 31.68 | 12.97 | 29.42 | 244 | 91 | P | V |
| | | 5428.36 | 42.05 | -11.95 | 54 | 26.73 | 31.69 | 13.05 | 29.42 | 244 | 91 | A | V |
| Remark | 1. No other spurious found.<br>2. All results are PASS against Peak and Average limit line. | | | | | | | | | | | | |

**Band 1 5150~5250MHz**

**WIFI 802.11n HT20 (Harmonic @ 3m)**

| WIFI Ant. 1 | Note | Frequency ( MHz ) | Level ( dBμV/m ) | Over Limit ( dB ) | Limit Line ( dBμV/m ) | Read Level (dBμV) | Antenna Factor ( dB/m ) | Path Loss ( dB ) | Preamp Factor ( dB ) | Ant Pos ( cm ) | Table Pos ( deg ) | Peak Avg. (P/A) | Pol. (H/V) |
|---|---|---|---|---|---|---|---|---|---|---|---|---|---|
| 802.11n HT20 CH 44 5220MHz | | 10440 | 46.57 | -21.63 | 68.2 | 50.34 | 39.6 | 17.55 | 60.92 | 100 | 0 | P | H |
| | | 15660 | 44.28 | -29.72 | 74 | 45.87 | 37.55 | 21.53 | 60.67 | 100 | 0 | P | H |
| | | | | | | | | | | | | | H |
| | | | | | | | | | | | | | H |
| | | 10440 | 45.85 | -22.35 | 68.2 | 49.62 | 39.6 | 17.55 | 60.92 | 100 | 0 | P | V |
| | | 15660 | 44.13 | -29.87 | 74 | 45.72 | 37.55 | 21.53 | 60.67 | 100 | 0 | P | V |
| | | | | | | | | | | | | | V |
| | | | | | | | | | | | | | V |
| **Remark** | 1. No other spurious found.<br>2. All results are PASS against Peak and Average limit line. | | | | | | | | | | | | |

**Band 1 5150~5250MHz**

**WIFI 802.11n HT40 (Band Edge @ 3m)**

| WIFI Ant. 1 | Note | Frequency ( MHz ) | Level ( dBμV/m ) | Over Limit ( dB ) | Limit Line ( dBμV/m ) | Read Level (dBμV) | Antenna Factor ( dB/m ) | Path Loss ( dB ) | Preamp Factor ( dB ) | Ant Pos ( cm ) | Table Pos ( deg ) | Peak Avg. (P/A) | Pol. (H/V) |
|---|---|---|---|---|---|---|---|---|---|---|---|---|---|
| 802.11n HT40 CH 46 5230MHz | | 5108.42 | 54.93 | -19.07 | 74 | 39.38 | 31.62 | 13.3 | 29.37 | 109 | 348 | P | H |
| | | 5143.78 | 44.33 | -9.67 | 54 | 28.87 | 31.63 | 13.21 | 29.38 | 109 | 348 | A | H |
| | * | 5230 | 105.35 | - | - | 90.03 | 31.65 | 13.06 | 29.39 | 109 | 348 | P | H |
| | * | 5230 | 97.52 | - | - | 82.2 | 31.65 | 13.06 | 29.39 | 109 | 348 | A | H |
| | | 5440.68 | 53.85 | -20.15 | 74 | 38.49 | 31.69 | 13.09 | 29.42 | 109 | 348 | P | H |
| | | 5382.16 | 43.88 | -10.12 | 54 | 28.66 | 31.68 | 12.96 | 29.42 | 109 | 348 | A | H |
| | | 5003.38 | 54.34 | -19.66 | 74 | 38.55 | 31.6 | 13.55 | 29.36 | 244 | 91 | P | V |
| | | 5078.26 | 43.98 | -10.02 | 54 | 28.36 | 31.62 | 13.37 | 29.37 | 244 | 91 | A | V |
| | * | 5230 | 100.54 | - | - | 85.22 | 31.65 | 13.06 | 29.39 | 244 | 91 | P | V |
| | * | 5230 | 93.05 | - | - | 77.73 | 31.65 | 13.06 | 29.39 | 244 | 91 | A | V |
| | | 5430.88 | 53.65 | -20.35 | 74 | 38.32 | 31.69 | 13.06 | 29.42 | 244 | 91 | P | V |
| | | 5419.96 | 43.65 | -10.35 | 54 | 28.37 | 31.68 | 13.02 | 29.42 | 244 | 91 | A | V |
| Remark | 1. No other spurious found.<br>2. All results are PASS against Peak and Average limit line. | | | | | | | | | | | | |

**Band 1 5150~5250MHz**

**WIFI 802.11n HT40 (Harmonic @ 3m)**

| WIFI Ant. 1 | Note | Frequency ( MHz ) | Level ( dBμV/m ) | Over Limit ( dB ) | Limit Line ( dBμV/m ) | Read Level (dBμV) | Antenna Factor ( dB/m ) | Path Loss ( dB ) | Preamp Factor ( dB ) | Ant Pos ( cm ) | Table Pos ( deg ) | Peak Avg. (P/A) | Pol. (H/V) |
|---|---|---|---|---|---|---|---|---|---|---|---|---|---|
| 802.11n HT40 CH 46 5230MHz | | 10460 | 46.55 | -21.65 | 68.2 | 50.29 | 39.64 | 17.56 | 60.94 | 100 | 0 | P | H |
| | | 15690 | 45.46 | -28.54 | 74 | 47.1 | 37.47 | 21.54 | 60.65 | 100 | 0 | P | H |
| | | | | | | | | | | | | | H |
| | | | | | | | | | | | | | H |
| | | 10460 | 46.53 | -21.67 | 68.2 | 50.27 | 39.64 | 17.56 | 60.94 | 100 | 0 | P | V |
| | | 15690 | 44.71 | -29.29 | 74 | 46.35 | 37.47 | 21.54 | 60.65 | 100 | 0 | P | V |
| | | | | | | | | | | | | | V |
| | | | | | | | | | | | | | V |
| Remark | 1. No other spurious found.<br>2. All results are PASS against Peak and Average limit line. | | | | | | | | | | | | |

**Band 1 5150~5250MHz**

**WIFI 802.11ac VHT80 (Band Edge @ 3m)**

| WIFI Ant. 1 | Note | Frequency ( MHz ) | Level ( dBμV/m ) | Over Limit ( dB ) | Limit Line ( dBμV/m ) | Read Level (dBμV) | Antenna Factor ( dB/m ) | Path Loss ( dB ) | Preamp Factor ( dB ) | Ant Pos ( cm ) | Table Pos ( deg ) | Peak Avg. (P/A) | Pol. (H/V) |
|---|---|---|---|---|---|---|---|---|---|---|---|---|---|
| 802.11ac VHT80 CH 42 5210MHz | | 5140.4 | 58.01 | -15.99 | 74 | 42.54 | 31.63 | 13.22 | 29.38 | 110 | 348 | P | H |
| | | 5144.3 | 48.74 | -5.26 | 54 | 33.28 | 31.63 | 13.21 | 29.38 | 110 | 348 | A | H |
| | * | 5210 | 103.89 | - | - | 88.57 | 31.64 | 13.07 | 29.39 | 110 | 348 | P | H |
| | * | 5210 | 95.96 | - | - | 80.64 | 31.64 | 13.07 | 29.39 | 110 | 348 | A | H |
| | | 5438.44 | 54.13 | -19.87 | 74 | 38.77 | 31.69 | 13.09 | 29.42 | 110 | 348 | P | H |
| | | 5407.08 | 44.89 | -9.11 | 54 | 29.65 | 31.68 | 12.98 | 29.42 | 110 | 348 | A | H |
| | | 5132.6 | 54.68 | -19.32 | 74 | 39.19 | 31.63 | 13.24 | 29.38 | 243 | 91 | P | V |
| | | 5142.74 | 46.21 | -7.79 | 54 | 30.74 | 31.63 | 13.22 | 29.38 | 243 | 91 | A | V |
| | * | 5210 | 98.73 | - | - | 83.41 | 31.64 | 13.07 | 29.39 | 243 | 91 | P | V |
| | * | 5210 | 91.36 | - | - | 76.04 | 31.64 | 13.07 | 29.39 | 243 | 91 | A | V |
| | | 5366.48 | 54.88 | -19.12 | 74 | 39.65 | 31.67 | 12.97 | 29.41 | 243 | 91 | P | V |
| | | 5377.96 | 44.17 | -9.83 | 54 | 28.95 | 31.68 | 12.96 | 29.42 | 243 | 91 | A | V |
| Remark | 1. No other spurious found.<br>2. All results are PASS against Peak and Average limit line. | | | | | | | | | | | | |

**Band 1 5150~5250MHz**

**WIFI 802.11ac VHT80 (Harmonic @ 3m)**

| WIFI Ant. 1 | Note | Frequency ( MHz ) | Level ( dBμV/m ) | Over Limit ( dB ) | Limit Line ( dBμV/m ) | Read Level (dBμV) | Antenna Factor ( dB/m ) | Path Loss ( dB ) | Preamp Factor ( dB ) | Ant Pos ( cm ) | Table Pos ( deg ) | Peak Avg. (P/A) | Pol. (H/V) |
|---|---|---|---|---|---|---|---|---|---|---|---|---|---|
| 802.11ac VHT80 CH 42 5210MHz | | 10420 | 46.52 | -21.68 | 68.2 | 50.31 | 39.57 | 17.22 | 60.89 | 100 | 0 | P | H |
| | | 15630 | 45.4 | -28.6 | 74 | 46.93 | 37.64 | 21.17 | 60.7 | 100 | 0 | P | H |
| | | | | | | | | | | | | | H |
| | | | | | | | | | | | | | H |
| | | 10420 | 46.4 | -21.8 | 68.2 | 50.19 | 39.57 | 17.22 | 60.89 | 100 | 0 | P | V |
| | | 15630 | 44.47 | -29.53 | 74 | 46 | 37.64 | 21.17 | 60.7 | 100 | 0 | P | V |
| | | | | | | | | | | | | | V |
| | | | | | | | | | | | | | V |
| Remark | 1. No other spurious found.<br>2. All results are PASS against Peak and Average limit line. | | | | | | | | | | | | |

**Band 1 5150~5250MHz**

**WIFI 802.11ac VHT160 (Band Edge @ 3m)**

| WIFI Ant. 1 | Note | Frequency ( MHz ) | Level ( dBμV/m ) | Over Limit ( dB ) | Limit Line ( dBμV/m ) | Read Level (dBμV) | Antenna Factor ( dB/m ) | Path Loss ( dB ) | Preamp Factor ( dB ) | Ant Pos ( cm ) | Table Pos ( deg ) | Peak Avg. (P/A) | Pol. (H/V) |
|---|---|---|---|---|---|---|---|---|---|---|---|---|---|
| 802.11ac VHT160 CH 50 5250MHz | | 5136 | 55.18 | -18.82 | 74 | 39.7 | 31.63 | 13.23 | 29.38 | 122 | 351 | P | H |
| | | 5147.22 | 45.86 | -8.14 | 54 | 30.4 | 31.63 | 13.21 | 29.38 | 122 | 351 | A | H |
| | * | 5250 | 99.25 | - | - | 83.95 | 31.65 | 13.05 | 29.4 | 122 | 351 | P | H |
| | * | 5250 | 91.84 | - | - | 76.54 | 31.65 | 13.05 | 29.4 | 122 | 351 | A | H |
| | | 5400.48 | 62.29 | -11.71 | 74 | 47.08 | 31.68 | 12.95 | 29.42 | 122 | 351 | P | H |
| | | 5403.84 | 53.45 | -0.55 | 54 | 38.23 | 31.68 | 12.96 | 29.42 | 122 | 351 | A | H |
| | | 5094.18 | 55.57 | -18.43 | 74 | 39.99 | 31.62 | 13.33 | 29.37 | 238 | 91 | P | V |
| | | 5146.88 | 45.31 | -8.69 | 54 | 29.85 | 31.63 | 13.21 | 29.38 | 238 | 91 | A | V |
| | * | 5250 | 94 | - | - | 78.7 | 31.65 | 13.05 | 29.4 | 238 | 91 | P | V |
| | * | 5250 | 86.18 | - | - | 70.88 | 31.65 | 13.05 | 29.4 | 238 | 91 | A | V |
| | | 5407.68 | 56.87 | -17.13 | 74 | 41.63 | 31.68 | 12.98 | 29.42 | 238 | 91 | P | V |
| | | 5402.4 | 48.65 | -5.35 | 54 | 33.43 | 31.68 | 12.96 | 29.42 | 238 | 91 | A | V |
| Remark | 1. No other spurious found.<br>2. All results are PASS against Peak and Average limit line. | | | | | | | | | | | | |

**Band 1 5150~5250MHz**

**WIFI 802.11ac VHT160 (Harmonic @ 3m)**

| WIFI Ant. 1 | Note | Frequency ( MHz ) | Level ( dBμV/m ) | Over Limit ( dB ) | Limit Line ( dBμV/m ) | Read Level (dBμV) | Antenna Factor ( dB/m ) | Path Loss ( dB ) | Preamp Factor ( dB ) | Ant Pos ( cm ) | Table Pos ( deg ) | Peak Avg. (P/A) | Pol. (H/V) |
|---|---|---|---|---|---|---|---|---|---|---|---|---|---|
| 802.11ac VHT160 CH 50 5250MHz | | 10500 | 46.34 | -21.86 | 68.2 | 50.04 | 39.7 | 17.29 | 61 | 100 | 0 | P | H |
| | | 15750 | 44.58 | -29.42 | 74 | 46.33 | 37.3 | 21.23 | 60.6 | 100 | 0 | P | H |
| | | | | | | | | | | | | | H |
| | | | | | | | | | | | | | H |
| | | 10500 | 47.38 | -20.82 | 68.2 | 51.08 | 39.7 | 17.29 | 61 | 100 | 0 | P | V |
| | | 15750 | 45.37 | -28.63 | 74 | 47.12 | 37.3 | 21.23 | 60.6 | 100 | 0 | P | V |
| | | | | | | | | | | | | | V |
| | | | | | | | | | | | | | V |
| Remark | 1. No other spurious found.<br>2. All results are PASS against Peak and Average limit line. | | | | | | | | | | | | |

**Band 2 - 5250~5350MHz**

**WIFI 802.11a (Band Edge @ 3m)**

| WIFI Ant. 1 | Note | Frequency ( MHz ) | Level ( dBμV/m ) | Over Limit ( dB ) | Limit Line ( dBμV/m ) | Read Level (dBμV) | Antenna Factor ( dB/m ) | Path Loss ( dB ) | Preamp Factor ( dB ) | Ant Pos ( cm ) | Table Pos ( deg ) | Peak Avg. (P/A) | Pol. (H/V) |
|---|---|---|---|---|---|---|---|---|---|---|---|---|---|
| 802.11a CH 64 5320MHz | * | 5320 | 109.5 | - | - | 94.24 | 31.66 | 13 | 29.4 | 107 | 350 | P | H |
| | * | 5320 | 101.12 | - | - | 85.86 | 31.66 | 13 | 29.4 | 107 | 350 | A | H |
| | | 5389.92 | 54.63 | -19.37 | 74 | 39.41 | 31.68 | 12.96 | 29.42 | 107 | 350 | P | H |
| | | 5350.08 | 44.49 | -9.51 | 54 | 29.25 | 31.67 | 12.98 | 29.41 | 107 | 350 | A | H |
| | | | | | | | | | | | | | H |
| | | | | | | | | | | | | | H |
| | * | 5320 | 102.74 | - | - | 87.48 | 31.66 | 13 | 29.4 | 252 | 92 | P | V |
| | * | 5320 | 94.19 | - | - | 78.93 | 31.66 | 13 | 29.4 | 252 | 92 | A | V |
| | | 5409.6 | 54.23 | -19.77 | 74 | 38.99 | 31.68 | 12.98 | 29.42 | 252 | 92 | P | V |
| | | 5353.6 | 42.96 | -11.04 | 54 | 27.72 | 31.67 | 12.98 | 29.41 | 252 | 92 | A | V |
| | | | | | | | | | | | | | V |
| | | | | | | | | | | | | | V |
| Remark | 1. No other spurious found.<br>2. All results are PASS against Peak and Average limit line. | | | | | | | | | | | | |

**Band 2 5250~5350MHz**

**WIFI 802.11a (Harmonic @ 3m)**

| WIFI Ant. 1 | Note | Frequency ( MHz ) | Level ( dBμV/m ) | Over Limit ( dB ) | Limit Line ( dBμV/m ) | Read Level (dBμV) | Antenna Factor ( dB/m ) | Path Loss ( dB ) | Preamp Factor ( dB ) | Ant Pos ( cm ) | Table Pos ( deg ) | Peak Avg. (P/A) | Pol. (H/V) |
|---|---|---|---|---|---|---|---|---|---|---|---|---|---|
| 802.11a CH 64 5320MHz | | 10640 | 47.45 | -26.55 | 74 | 51.05 | 39.84 | 17.7 | 61.14 | 100 | 0 | P | H |
| | | 15960 | 44.01 | -29.99 | 74 | 46.14 | 36.71 | 21.59 | 60.43 | 100 | 0 | P | H |
| | | | | | | | | | | | | | H |
| | | | | | | | | | | | | | H |
| | | 10640 | 46.82 | -27.18 | 74 | 50.42 | 39.84 | 17.7 | 61.14 | 100 | 0 | P | V |
| | | 15960 | 44.15 | -29.85 | 74 | 46.28 | 36.71 | 21.59 | 60.43 | 100 | 0 | P | V |
| | | | | | | | | | | | | | V |
| | | | | | | | | | | | | | V |
| Remark | 1. No other spurious found.<br>2. All results are PASS against Peak and Average limit line. | | | | | | | | | | | | |

**Band 2 5250~5350MHz**

**WIFI 802.11n HT40 (Band Edge @ 3m)**

| WIFI Ant. 1 | Note | Frequency ( MHz ) | Level ( dBμV/m ) | Over Limit ( dB ) | Limit Line ( dBμV/m ) | Read Level (dBμV) | Antenna Factor ( dB/m ) | Path Loss ( dB ) | Preamp Factor ( dB ) | Ant Pos ( cm ) | Table Pos ( deg ) | Peak Avg. (P/A) | Pol. (H/V) |
|---|---|---|---|---|---|---|---|---|---|---|---|---|---|
| 802.11n HT40 CH 62 5310MHz | | 5031.62 | 54.35 | -19.65 | 74 | 38.62 | 31.61 | 13.48 | 29.36 | 108 | 350 | P | H |
| | | 5084.32 | 44.38 | -9.62 | 54 | 28.77 | 31.62 | 13.36 | 29.37 | 108 | 350 | A | H |
| | * | 5310 | 106.16 | - | - | 90.89 | 31.66 | 13.01 | 29.4 | 108 | 350 | P | H |
| | * | 5310 | 98.11 | - | - | 82.84 | 31.66 | 13.01 | 29.4 | 108 | 350 | A | H |
| | | 5356.56 | 58.12 | -15.88 | 74 | 42.88 | 31.67 | 12.98 | 29.41 | 108 | 350 | P | H |
| | | 5350.56 | 49.35 | -4.65 | 54 | 34.11 | 31.67 | 12.98 | 29.41 | 108 | 350 | A | H |
| | | 5005.78 | 54.28 | -19.72 | 74 | 38.49 | 31.6 | 13.55 | 29.36 | 249 | 91 | P | V |
| | | 5144.16 | 44.25 | -9.75 | 54 | 28.79 | 31.63 | 13.21 | 29.38 | 249 | 91 | A | V |
| | * | 5310 | 99.1 | - | - | 83.83 | 31.66 | 13.01 | 29.4 | 249 | 91 | P | V |
| | * | 5310 | 91.6 | - | - | 76.33 | 31.66 | 13.01 | 29.4 | 249 | 91 | A | V |
| | | 5427.6 | 55.27 | -18.73 | 74 | 39.95 | 31.69 | 13.05 | 29.42 | 249 | 91 | P | V |
| | | 5351.76 | 45.71 | -8.29 | 54 | 30.47 | 31.67 | 12.98 | 29.41 | 249 | 91 | A | V |
| Remark | 1. No other spurious found.<br>2. All results are PASS against Peak and Average limit line. | | | | | | | | | | | | |

**Band 2 5250~5350MHz**

**WIFI 802.11n HT40 (Harmonic @ 3m)**

| WIFI Ant. 1 | Note | Frequency ( MHz ) | Level ( dBμV/m ) | Over Limit ( dB ) | Limit Line ( dBμV/m ) | Read Level (dBμV) | Antenna Factor ( dB/m ) | Path Loss ( dB ) | Preamp Factor ( dB ) | Ant Pos ( cm ) | Table Pos ( deg ) | Peak Avg. (P/A) | Pol. (H/V) |
|---|---|---|---|---|---|---|---|---|---|---|---|---|---|
| 802.11n HT40 CH 62 5310MHz | | 10620 | 47.72 | -26.28 | 74 | 51.33 | 39.82 | 17.69 | 61.12 | 100 | 0 | P | H |
| | | 15930 | 43.93 | -30.07 | 74 | 46 | 36.8 | 21.59 | 60.46 | 100 | 0 | P | H |
| | | | | | | | | | | | | | H |
| | | | | | | | | | | | | | H |
| | | 10620 | 46.88 | -27.12 | 74 | 50.49 | 39.82 | 17.69 | 61.12 | 100 | 0 | P | V |
| | | 15930 | 43.48 | -30.52 | 74 | 45.55 | 36.8 | 21.59 | 60.46 | 100 | 0 | P | V |
| | | | | | | | | | | | | | V |
| | | | | | | | | | | | | | V |
| Remark | 1. No other spurious found.<br>2. All results are PASS against Peak and Average limit line. | | | | | | | | | | | | |

**Band 2 5250~5350MHz**

**WIFI 802.11ac VHT80 (Band Edge @ 3m)**

| WIFI Ant. 1 | Note | Frequency ( MHz ) | Level ( dBμV/m ) | Over Limit ( dB ) | Limit Line ( dBμV/m ) | Read Level (dBμV) | Antenna Factor ( dB/m ) | Path Loss ( dB ) | Preamp Factor ( dB ) | Ant Pos ( cm ) | Table Pos ( deg ) | Peak Avg. (P/A) | Pol. (H/V) |
|---|---|---|---|---|---|---|---|---|---|---|---|---|---|
| 802.11ac VHT80 CH 58 5290MHz | | 5066.64 | 54.51 | -19.49 | 74 | 38.87 | 31.61 | 13.4 | 29.37 | 107 | 350 | P | H |
| | | 5084.32 | 44.56 | -9.44 | 54 | 28.95 | 31.62 | 13.36 | 29.37 | 107 | 350 | A | H |
| | * | 5290 | 103.78 | - | - | 88.5 | 31.66 | 13.02 | 29.4 | 107 | 350 | P | H |
| | * | 5290 | 95.99 | - | - | 80.71 | 31.66 | 13.02 | 29.4 | 107 | 350 | A | H |
| | | 5363.52 | 61.9 | -12.1 | 74 | 46.67 | 31.67 | 12.97 | 29.41 | 107 | 350 | P | H |
| | | 5354.16 | 52.1 | -1.9 | 54 | 36.86 | 31.67 | 12.98 | 29.41 | 107 | 350 | A | H |
| | | 5072.42 | 55.18 | -18.82 | 74 | 39.55 | 31.61 | 13.39 | 29.37 | 250 | 90 | P | V |
| | | 5031.96 | 44.32 | -9.68 | 54 | 28.59 | 31.61 | 13.48 | 29.36 | 250 | 90 | A | V |
| | * | 5290 | 96.8 | - | - | 81.52 | 31.66 | 13.02 | 29.4 | 250 | 90 | P | V |
| | * | 5290 | 89.14 | - | - | 73.86 | 31.66 | 13.02 | 29.4 | 250 | 90 | A | V |
| | | 5356.08 | 56.41 | -17.59 | 74 | 41.17 | 31.67 | 12.98 | 29.41 | 250 | 90 | P | V |
| | | 5356.08 | 47.42 | -6.58 | 54 | 32.18 | 31.67 | 12.98 | 29.41 | 250 | 90 | A | V |
| Remark | 1. No other spurious found.<br>2. All results are PASS against Peak and Average limit line. | | | | | | | | | | | | |

**Band 2 5250~5350MHz**

**WIFI 802.11ac VHT80 (Harmonic @ 3m)**

| WIFI Ant. 1 | Note | Frequency ( MHz ) | Level ( dBμV/m ) | Over Limit ( dB ) | Limit Line ( dBμV/m ) | Read Level (dBμV) | Antenna Factor ( dB/m ) | Path Loss ( dB ) | Preamp Factor ( dB ) | Ant Pos ( cm ) | Table Pos ( deg ) | Peak Avg. (P/A) | Pol. (H/V) |
|---|---|---|---|---|---|---|---|---|---|---|---|---|---|
| 802.11ac VHT80 CH 58 5290MHz | | 10580 | 46.33 | -21.87 | 68.2 | 49.97 | 39.78 | 17.66 | 61.08 | 100 | 0 | P | H |
| | | 15870 | 44.6 | -29.4 | 74 | 46.56 | 36.96 | 21.58 | 60.5 | 100 | 0 | P | H |
| | | | | | | | | | | | | | H |
| | | | | | | | | | | | | | H |
| | | 10580 | 46.37 | -21.83 | 68.2 | 50.01 | 39.78 | 17.66 | 61.08 | 100 | 0 | P | V |
| | | 15870 | 44.48 | -29.52 | 74 | 46.44 | 36.96 | 21.58 | 60.5 | 100 | 0 | P | V |
| | | | | | | | | | | | | | V |
| | | | | | | | | | | | | | V |
| Remark | 1. No other spurious found.<br>2. All results are PASS against Peak and Average limit line. | | | | | | | | | | | | |

**Band 3 - 5470~5725MHz**

**WIFI 802.11ac VHT160 (Band Edge @ 3m)**

| WIFI Ant. 1 | Note | Frequency ( MHz ) | Level ( dBμV/m ) | Over Limit ( dB ) | Limit Line ( dBμV/m ) | Read Level (dBμV) | Antenna Factor ( dB/m ) | Path Loss ( dB ) | Preamp Factor ( dB ) | Ant Pos ( cm ) | Table Pos ( deg ) | Peak Avg. (P/A) | Pol. (H/V) |
|---|---|---|---|---|---|---|---|---|---|---|---|---|---|
| 802.11ac VHT160 CH 114 5570MHz | | 5450.8 | 56.85 | -17.15 | 74 | 41.46 | 31.69 | 13.13 | 29.43 | 100 | 353 | P | H |
| | | 5464.72 | 55.78 | -12.42 | 68.2 | 40.34 | 31.69 | 13.18 | 29.43 | 100 | 353 | P | H |
| | | 5403.28 | 47.26 | -6.74 | 54 | 32.04 | 31.68 | 12.96 | 29.42 | 100 | 353 | A | H |
| | * | 5570 | 100.32 | - | - | 84.43 | 31.81 | 13.55 | 29.47 | 100 | 353 | P | H |
| | * | 5570 | 92.82 | - | - | 76.93 | 31.81 | 13.55 | 29.47 | 100 | 353 | A | H |
| | | 5727.83 | 62.01 | -6.19 | 68.2 | 45.48 | 32.06 | 14.01 | 29.54 | 100 | 353 | P | H |
| | | 5394.88 | 54.67 | -19.33 | 74 | 39.46 | 31.68 | 12.95 | 29.42 | 250 | 94 | P | V |
| | | 5468.08 | 54.21 | -13.99 | 68.2 | 38.76 | 31.69 | 13.19 | 29.43 | 250 | 94 | P | V |
| | | 5398.96 | 44.89 | -9.11 | 54 | 29.68 | 31.68 | 12.95 | 29.42 | 250 | 94 | A | V |
| | * | 5570 | 93.87 | - | - | 77.98 | 31.81 | 13.55 | 29.47 | 250 | 94 | P | V |
| | * | 5570 | 86.12 | - | - | 70.23 | 31.81 | 13.55 | 29.47 | 250 | 94 | A | V |
| | | 5730.665 | 55.5 | -12.7 | 68.2 | 38.98 | 32.07 | 14.01 | 29.56 | 250 | 94 | P | V |
| **Remark** | 1. No other spurious found.<br>2. All results are PASS against Peak and Average limit line. | | | | | | | | | | | | |

**Band 3 5470~5725MHz**

**WIFI 802.11ac VHT160 (Harmonic @ 3m)**

| WIFI Ant. 1 | Note | Frequency ( MHz ) | Level ( dBμV/m ) | Over Limit ( dB ) | Limit Line ( dBμV/m ) | Read Level (dBμV) | Antenna Factor ( dB/m ) | Path Loss ( dB ) | Preamp Factor ( dB ) | Ant Pos ( cm ) | Table Pos ( deg ) | Peak Avg. (P/A) | Pol. (H/V) |
|---|---|---|---|---|---|---|---|---|---|---|---|---|---|
| 802.11ac VHT160 CH 114 5570MHz | | 11140 | 47.13 | -26.87 | 74 | 50.38 | 40.12 | 17.81 | 61.47 | 100 | 0 | P | H |
| | | 16710 | 47.01 | -21.19 | 68.2 | 43.95 | 39.66 | 22.24 | 59.15 | 100 | 0 | P | H |
| | | | | | | | | | | | | | H |
| | | | | | | | | | | | | | H |
| | | 11140 | 47.49 | -26.51 | 74 | 50.74 | 40.12 | 17.81 | 61.47 | 100 | 0 | P | V |
| | | 16710 | 47.21 | -20.99 | 68.2 | 44.15 | 39.66 | 22.24 | 59.15 | 100 | 0 | P | V |
| | | | | | | | | | | | | | V |
| | | | | | | | | | | | | | V |
| **Remark** | 1. No other spurious found.<br>2. All results are PASS against Peak and Average limit line. | | | | | | | | | | | | |

**Band 3 - Straddle Channel**

**WIFI 802.11ac VHT80 (Band Edge @ 3m)**

| WIFI Ant. 1 | Note | Frequency ( MHz ) | Level ( dBµV/m ) | Over Limit ( dB ) | Limit Line ( dBµV/m ) | Read Level (dBµV) | Antenna Factor ( dB/m ) | Path Loss ( dB ) | Preamp Factor ( dB ) | Ant Pos ( cm ) | Table Pos ( deg ) | Peak Avg. (P/A) | Pol. (H/V) |
|---|---|---|---|---|---|---|---|---|---|---|---|---|---|
| 802.11ac VHT80 CH 138 5690MHz | | 5403.82 | 55.96 | -18.04 | 74 | 40.74 | 31.68 | 12.96 | 29.42 | 102 | 355 | P | H |
| | | 5466.61 | 54.18 | -14.02 | 68.2 | 38.73 | 31.69 | 13.19 | 29.43 | 102 | 355 | P | H |
| | | 5447.5 | 45.83 | -8.17 | 54 | 30.44 | 31.69 | 13.12 | 29.42 | 102 | 355 | A | H |
| | * | 5690 | 103.11 | - | - | 86.74 | 32 | 13.9 | 29.53 | 102 | 355 | P | H |
| | * | 5690 | 95.09 | - | - | 78.72 | 32 | 13.9 | 29.53 | 102 | 355 | A | H |
| | | 5864.25 | 55.87 | -12.33 | 68.2 | 39.23 | 32.28 | 13.98 | 29.62 | 102 | 355 | P | H |
| | | 5454.13 | 53.83 | -20.17 | 74 | 38.43 | 31.69 | 13.14 | 29.43 | 249 | 100 | P | V |
| | | 5466.22 | 53.52 | -14.68 | 68.2 | 38.07 | 31.69 | 13.19 | 29.43 | 249 | 100 | P | V |
| | | 5452.96 | 45.54 | -8.46 | 54 | 30.14 | 31.69 | 13.14 | 29.43 | 249 | 100 | A | V |
| | * | 5690 | 96.42 | - | - | 80.05 | 32 | 13.9 | 29.53 | 249 | 100 | P | V |
| | * | 5690 | 88.69 | - | - | 72.32 | 32 | 13.9 | 29.53 | 249 | 100 | A | V |
| | | 5858 | 56.48 | -11.72 | 68.2 | 39.82 | 32.27 | 14.01 | 29.62 | 249 | 100 | P | V |
| Remark | 1. No other spurious found.<br>2. All results are PASS against Peak and Average limit line. | | | | | | | | | | | | |

**Band 3 - Straddle Channel**

**WIFI 802.11ac VHT80 (Harmonic @ 3m)**

| WIFI Ant. 1 | Note | Frequency ( MHz ) | Level ( dBµV/m ) | Over Limit ( dB ) | Limit Line ( dBµV/m ) | Read Level (dBµV) | Antenna Factor ( dB/m ) | Path Loss ( dB ) | Preamp Factor ( dB ) | Ant Pos ( cm ) | Table Pos ( deg ) | Peak Avg. (P/A) | Pol. (H/V) |
|---|---|---|---|---|---|---|---|---|---|---|---|---|---|
| 802.11ac VHT80 CH 138 5690MHz | | 11380 | 47.34 | -26.66 | 74 | 50.5 | 39.97 | 18 | 61.42 | 100 | 0 | P | H |
| | | 17070 | 49.19 | -19.01 | 68.2 | 43.39 | 40.97 | 22.7 | 58.22 | 100 | 0 | P | H |
| | | | | | | | | | | | | | H |
| | | | | | | | | | | | | | H |
| | | 11380 | 47.11 | -26.89 | 74 | 50.27 | 39.97 | 18 | 61.42 | 100 | 0 | P | V |
| | | 17070 | 48.62 | -19.58 | 68.2 | 42.82 | 40.97 | 22.7 | 58.22 | 100 | 0 | P | V |
| | | | | | | | | | | | | | V |
| | | | | | | | | | | | | | V |
| Remark | 1. No other spurious found.<br>2. All results are PASS against Peak and Average limit line. | | | | | | | | | | | | |

**Emission below 1GHz**

**WIFI 802.11ac VHT160 (LF @ 3m)**

| WIFI Ant. 1 | Note | Frequency ( MHz ) | Level ( dBμV/m ) | Over Limit ( dB ) | Limit Line ( dBμV/m ) | Read Level (dBμV) | Antenna Factor ( dB/m ) | Path Loss ( dB ) | Preamp Factor ( dB ) | Ant Pos ( cm ) | Table Pos ( deg ) | Peak Avg. (P/A) | Pol. (H/V) |
|---|---|---|---|---|---|---|---|---|---|---|---|---|---|
| 802.11ac VHT160 LF | | 175.5 | 27.05 | -16.45 | 43.5 | 42.07 | 15.72 | 1.52 | 32.35 | - | - | P | H |
| | | 211.39 | 31.31 | -12.19 | 43.5 | 45.49 | 16.3 | 1.82 | 32.36 | 100 | 0 | P | H |
| | | 494.63 | 29.42 | -16.58 | 46 | 34.45 | 24.27 | 3.23 | 32.58 | - | - | P | H |
| | | 646.92 | 30.12 | -15.88 | 46 | 32.59 | 26.07 | 3.96 | 32.61 | - | - | P | H |
| | | 893.3 | 31.01 | -14.99 | 46 | 29.23 | 28.96 | 4.49 | 31.83 | - | - | P | H |
| | | 985.45 | 32.6 | -21.4 | 54 | 28.37 | 29.96 | 5.12 | 31.04 | - | - | P | H |
| | | | | | | | | | | | | | H |
| | | | | | | | | | | | | | H |
| | | | | | | | | | | | | | H |
| | | | | | | | | | | | | | H |
| | | | | | | | | | | | | | H |
| | | | | | | | | | | | | | H |
| | | 37.76 | 28.64 | -11.36 | 40 | 39.14 | 21.56 | 0.37 | 32.44 | 100 | 0 | P | V |
| | | 104.69 | 30.38 | -13.12 | 43.5 | 44.91 | 16.75 | 1.07 | 32.37 | - | - | P | V |
| | | 512.09 | 30.05 | -15.95 | 46 | 34.78 | 24.49 | 3.31 | 32.59 | - | - | P | V |
| | | 853.53 | 30.75 | -15.25 | 46 | 29.42 | 28.72 | 4.51 | 32.05 | - | - | P | V |
| | | 948.59 | 32.58 | -13.42 | 46 | 29.25 | 30.08 | 4.44 | 31.36 | - | - | P | V |
| | | 966.05 | 33.17 | -20.83 | 54 | 29.42 | 30.03 | 4.75 | 31.21 | - | - | P | V |
| | | | | | | | | | | | | | V |
| | | | | | | | | | | | | | V |
| | | | | | | | | | | | | | V |
| | | | | | | | | | | | | | V |
| | | | | | | | | | | | | | V |
| | | | | | | | | | | | | | V |
| **Remark** | 1. No other spurious found.<br>2. All results are PASS against limit line. | | | | | | | | | | | | |

**Band 3 - 5470~5725MHz**

**WIFI 802.11a (Band Edge @ 3m)**

| WIFI Ant. 2 | Note | Frequency ( MHz ) | Level ( dBμV/m ) | Over Limit ( dB ) | Limit Line ( dBμV/m ) | Read Level (dBμV) | Antenna Factor ( dB/m ) | Path Loss ( dB ) | Preamp Factor ( dB ) | Ant Pos ( cm ) | Table Pos ( deg ) | Peak Avg. (P/A) | Pol. (H/V) |
|---|---|---|---|---|---|---|---|---|---|---|---|---|---|
| 802.11a CH 100 5500MHz | | 5441.04 | 54.25 | -19.75 | 74 | 38.88 | 31.69 | 13.1 | 29.42 | 102 | 348 | P | H |
| | | 5464.56 | 54.67 | -13.53 | 68.2 | 39.23 | 31.69 | 13.18 | 29.43 | 102 | 348 | P | H |
| | | 5457.84 | 43.91 | -10.09 | 54 | 28.49 | 31.69 | 13.16 | 29.43 | 102 | 348 | A | H |
| | * | 5500 | 108.54 | - | - | 92.96 | 31.7 | 13.31 | 29.43 | 102 | 348 | P | H |
| | * | 5500 | 100.15 | - | - | 84.57 | 31.7 | 13.31 | 29.43 | 102 | 348 | A | H |
| | | | | | | | | | | | | | H |
| | | 5434.32 | 53.96 | -20.04 | 74 | 38.62 | 31.69 | 13.07 | 29.42 | 381 | 266 | P | V |
| | | 5463.76 | 53.36 | -14.84 | 68.2 | 37.92 | 31.69 | 13.18 | 29.43 | 381 | 266 | P | V |
| | | 5447.92 | 43.23 | -10.77 | 54 | 27.84 | 31.69 | 13.12 | 29.42 | 381 | 266 | A | V |
| | * | 5500 | 102.93 | - | - | 87.35 | 31.7 | 13.31 | 29.43 | 381 | 266 | P | V |
| | * | 5500 | 95.03 | - | - | 79.45 | 31.7 | 13.31 | 29.43 | 381 | 266 | A | V |
| | | | | | | | | | | | | | V |
| Remark | 1. No other spurious found.<br>2. All results are PASS against Peak and Average limit line. | | | | | | | | | | | | |

**Band 3 - 5470~5725MHz**

**WIFI 802.11a (Harmonic @ 3m)**

| WIFI Ant. 2 | Note | Frequency ( MHz ) | Level ( dBμV/m ) | Over Limit ( dB ) | Limit Line ( dBμV/m ) | Read Level (dBμV) | Antenna Factor ( dB/m ) | Path Loss ( dB ) | Preamp Factor ( dB ) | Ant Pos ( cm ) | Table Pos ( deg ) | Peak Avg. (P/A) | Pol. (H/V) |
|---|---|---|---|---|---|---|---|---|---|---|---|---|---|
| 802.11a CH 100 5500MHz | | 11000 | 48.36 | -25.64 | 74 | 51.67 | 40.2 | 17.99 | 61.5 | 100 | 0 | P | H |
| | | 16500 | 45.82 | -22.38 | 68.2 | 44.34 | 38.9 | 22.28 | 59.7 | 100 | 0 | P | H |
| | | | | | | | | | | | | | H |
| | | | | | | | | | | | | | H |
| | | 11000 | 47.44 | -26.56 | 74 | 50.75 | 40.2 | 17.99 | 61.5 | 100 | 0 | P | V |
| | | 16500 | 45.98 | -22.22 | 68.2 | 44.5 | 38.9 | 22.28 | 59.7 | 100 | 0 | P | V |
| | | | | | | | | | | | | | V |
| | | | | | | | | | | | | | V |
| Remark | 1. No other spurious found.<br>2. All results are PASS against Peak and Average limit line. | | | | | | | | | | | | |

**Band 3 - 5470~5725MHz**

**WIFI 802.11n HT40 (Band Edge @ 3m)**

| WIFI Ant. 2 | Note | Frequency ( MHz ) | Level ( dBμV/m ) | Over Limit ( dB ) | Limit Line ( dBμV/m ) | Read Level ( dBμV ) | Antenna Factor ( dB/m ) | Path Loss ( dB ) | Preamp Factor ( dB ) | Ant Pos ( cm ) | Table Pos ( deg ) | Peak Avg. (P/A) | Pol. (H/V) |
|---|---|---|---|---|---|---|---|---|---|---|---|---|---|
| 802.11n HT40 CH 102 5510MHz | | 5449.12 | 55.57 | -18.43 | 74 | 40.18 | 31.69 | 13.12 | 29.42 | 108 | 346 | P | H |
| | | 5466.16 | 56.52 | -11.68 | 68.2 | 41.08 | 31.69 | 13.18 | 29.43 | 108 | 346 | P | H |
| | | 5454.88 | 45.73 | -8.27 | 54 | 30.33 | 31.69 | 13.14 | 29.43 | 108 | 346 | A | H |
| | * | 5510 | 103.11 | - | - | 87.49 | 31.72 | 13.34 | 29.44 | 108 | 346 | P | H |
| | * | 5510 | 94.8 | - | - | 79.18 | 31.72 | 13.34 | 29.44 | 108 | 346 | A | H |
| | | 5725 | 56.57 | -11.63 | 68.2 | 40.05 | 32.06 | 14 | 29.54 | 108 | 346 | P | H |
| | | 5398.72 | 55.63 | -18.37 | 74 | 40.42 | 31.68 | 12.95 | 29.42 | 377 | 270 | P | V |
| | | 5464.48 | 54.55 | -13.65 | 68.2 | 39.11 | 31.69 | 13.18 | 29.43 | 377 | 270 | P | V |
| | | 5442.64 | 44.72 | -9.28 | 54 | 29.35 | 31.69 | 13.1 | 29.42 | 377 | 270 | A | V |
| | * | 5510 | 97.04 | - | - | 81.42 | 31.72 | 13.34 | 29.44 | 377 | 270 | P | V |
| | * | 5510 | 89.21 | - | - | 73.59 | 31.72 | 13.34 | 29.44 | 377 | 270 | A | V |
| | | 5748.935 | 56.25 | -11.95 | 68.2 | 39.65 | 32.1 | 14.06 | 29.56 | 377 | 270 | P | V |
| Remark | 1. No other spurious found.<br>2. All results are PASS against Peak and Average limit line. | | | | | | | | | | | | |

**Band 3 - 5470~5725MHz**

**WIFI 802.11n HT40 (Harmonic @ 3m)**

| WIFI Ant. 2 | Note | Frequency ( MHz ) | Level ( dBμV/m ) | Over Limit ( dB ) | Limit Line ( dBμV/m ) | Read Level ( dBμV ) | Antenna Factor ( dB/m ) | Path Loss ( dB ) | Preamp Factor ( dB ) | Ant Pos ( cm ) | Table Pos ( deg ) | Peak Avg. (P/A) | Pol. (H/V) |
|---|---|---|---|---|---|---|---|---|---|---|---|---|---|
| 802.11n HT40 CH 102 5510MHz | | 11020 | 47.58 | -26.42 | 74 | 50.89 | 40.19 | 18 | 61.5 | 100 | 0 | P | H |
| | | 16530 | 45.57 | -22.63 | 68.2 | 43.86 | 39.01 | 22.32 | 59.62 | 100 | 0 | P | H |
| | | | | | | | | | | | | | H |
| | | | | | | | | | | | | | H |
| | | 11020 | 48.27 | -25.73 | 74 | 51.58 | 40.19 | 18 | 61.5 | 100 | 0 | P | V |
| | | 16530 | 45.81 | -22.39 | 68.2 | 44.1 | 39.01 | 22.32 | 59.62 | 100 | 0 | P | V |
| | | | | | | | | | | | | | V |
| | | | | | | | | | | | | | V |
| Remark | 1. No other spurious found.<br>2. All results are PASS against Peak and Average limit line. | | | | | | | | | | | | |

**Band 1 - 5150~5250MHz**

**WIFI 802.11n HT20 (Band Edge @ 3m)**

| WIFI Ant. 1+2 | Note | Frequency ( MHz ) | Level ( dBμV/m ) | Over Limit ( dB ) | Limit Line ( dBμV/m ) | Read Level (dBμV) | Antenna Factor ( dB/m ) | Path Loss ( dB ) | Preamp Factor ( dB ) | Ant Pos ( cm ) | Table Pos ( deg ) | Peak Avg. (P/A) | Pol. (H/V) |
|---|---|---|---|---|---|---|---|---|---|---|---|---|---|
| 802.11n HT20 CH 44 5220MHz | | 5116.48 | 55.61 | -18.39 | 74 | 40.08 | 31.62 | 13.28 | 29.37 | 107 | 345 | P | H |
| | | 5044.98 | 44.37 | -9.63 | 54 | 28.68 | 31.61 | 13.45 | 29.37 | 107 | 345 | A | H |
| | * | 5220 | 115.11 | - | - | 99.79 | 31.64 | 13.07 | 29.39 | 107 | 345 | P | H |
| | * | 5220 | 107.34 | - | - | 92.02 | 31.64 | 13.07 | 29.39 | 107 | 345 | A | H |
| | | 5376.84 | 55.4 | -18.6 | 74 | 40.17 | 31.68 | 12.97 | 29.42 | 107 | 345 | P | H |
| | | 5416.32 | 45.09 | -8.91 | 54 | 29.82 | 31.68 | 13.01 | 29.42 | 107 | 345 | A | H |
| | | 5025.74 | 55.74 | -18.26 | 74 | 39.99 | 31.61 | 13.5 | 29.36 | 305 | 268 | P | V |
| | | 5068.9 | 43.95 | -10.05 | 54 | 28.32 | 31.61 | 13.39 | 29.37 | 305 | 268 | A | V |
| | * | 5220 | 107.13 | - | - | 91.81 | 31.64 | 13.07 | 29.39 | 305 | 268 | P | V |
| | * | 5220 | 99.48 | - | - | 84.16 | 31.64 | 13.07 | 29.39 | 305 | 268 | A | V |
| | | 5426.12 | 54.33 | -19.67 | 74 | 39.02 | 31.69 | 13.04 | 29.42 | 305 | 268 | P | V |
| | | 5432 | 43.48 | -10.52 | 54 | 28.15 | 31.69 | 13.06 | 29.42 | 305 | 268 | A | V |
| Remark | 1. No other spurious found.<br>2. All results are PASS against Peak and Average limit line. | | | | | | | | | | | | |

**Band 1 5150~5250MHz**

**WIFI 802.11n HT20 (Harmonic @ 3m)**

| WIFI Ant. 1+2 | Note | Frequency ( MHz ) | Level ( dBμV/m ) | Over Limit ( dB ) | Limit Line ( dBμV/m ) | Read Level (dBμV) | Antenna Factor ( dB/m ) | Path Loss ( dB ) | Preamp Factor ( dB ) | Ant Pos ( cm ) | Table Pos ( deg ) | Peak Avg. (P/A) | Pol. (H/V) |
|---|---|---|---|---|---|---|---|---|---|---|---|---|---|
| 802.11n HT20 CH 44 5220MHz | | 10440 | 46.46 | -21.74 | 68.2 | 50.23 | 39.6 | 17.55 | 60.92 | 100 | 0 | P | H |
| | | 15660 | 44.16 | -29.84 | 74 | 45.75 | 37.55 | 21.53 | 60.67 | 100 | 0 | P | H |
| | | | | | | | | | | | | | H |
| | | | | | | | | | | | | | H |
| | | 10440 | 46.56 | -21.64 | 68.2 | 50.33 | 39.6 | 17.55 | 60.92 | 100 | 0 | P | V |
| | | 15660 | 45.1 | -28.9 | 74 | 46.69 | 37.55 | 21.53 | 60.67 | 100 | 0 | P | V |
| | | | | | | | | | | | | | V |
| | | | | | | | | | | | | | V |
| Remark | 1. No other spurious found.<br>2. All results are PASS against Peak and Average limit line. | | | | | | | | | | | | |

**Band 1 5150~5250MHz**

**WIFI 802.11n HT40 (Band Edge @ 3m)**

| WIFI Ant. 1+2 | Note | Frequency ( MHz ) | Level ( dBμV/m ) | Over Limit ( dB ) | Limit Line ( dBμV/m ) | Read Level (dBμV) | Antenna Factor ( dB/m ) | Path Loss ( dB ) | Preamp Factor ( dB ) | Ant Pos ( cm ) | Table Pos ( deg ) | Peak Avg. (P/A) | Pol. (H/V) |
|---|---|---|---|---|---|---|---|---|---|---|---|---|---|
| 802.11n HT40 CH 38 5190MHz | | 5150 | 59.06 | -14.94 | 74 | 43.61 | 31.63 | 13.2 | 29.38 | 100 | 347 | P | H |
| | | 5150 | 50.77 | -3.23 | 54 | 35.32 | 31.63 | 13.2 | 29.38 | 100 | 347 | A | H |
| | * | 5190 | 112.45 | - | - | 97.1 | 31.64 | 13.1 | 29.39 | 100 | 347 | P | H |
| | * | 5190 | 104.53 | - | - | 89.18 | 31.64 | 13.1 | 29.39 | 100 | 347 | A | H |
| | | 5457.76 | 56.06 | -17.94 | 74 | 40.64 | 31.69 | 13.16 | 29.43 | 100 | 347 | P | H |
| | | 5386.36 | 46.06 | -7.94 | 54 | 30.84 | 31.68 | 12.96 | 29.42 | 100 | 347 | A | H |
| | | 5144.82 | 55.56 | -18.44 | 74 | 40.1 | 31.63 | 13.21 | 29.38 | 360 | 279 | P | V |
| | | 5150 | 48.19 | -5.81 | 54 | 32.74 | 31.63 | 13.2 | 29.38 | 360 | 279 | A | V |
| | * | 5190 | 103.04 | - | - | 87.69 | 31.64 | 13.1 | 29.39 | 360 | 279 | P | V |
| | * | 5190 | 95.87 | - | - | 80.52 | 31.64 | 13.1 | 29.39 | 360 | 279 | A | V |
| | | 5368.72 | 55 | -19 | 74 | 39.77 | 31.67 | 12.97 | 29.41 | 360 | 279 | P | V |
| | | 5429.48 | 44.57 | -9.43 | 54 | 29.25 | 31.69 | 13.05 | 29.42 | 360 | 279 | A | V |
| Remark | 1. No other spurious found.<br>2. All results are PASS against Peak and Average limit line. | | | | | | | | | | | | |

**Band 1 5150~5250MHz**

**WIFI 802.11n HT40 (Harmonic @ 3m)**

| WIFI Ant. 1+2 | Note | Frequency ( MHz ) | Level ( dBμV/m ) | Over Limit ( dB ) | Limit Line ( dBμV/m ) | Read Level (dBμV) | Antenna Factor ( dB/m ) | Path Loss ( dB ) | Preamp Factor ( dB ) | Ant Pos ( cm ) | Table Pos ( deg ) | Peak Avg. (P/A) | Pol. (H/V) |
|---|---|---|---|---|---|---|---|---|---|---|---|---|---|
| 802.11n HT40 CH 38 5190MHz | | 10380 | 47.37 | -20.83 | 68.2 | 51.19 | 39.51 | 17.5 | 60.83 | 100 | 0 | P | H |
| | | 15570 | 44.42 | -29.58 | 74 | 45.84 | 37.8 | 21.52 | 60.74 | 100 | 0 | P | H |
| | | | | | | | | | | | | | H |
| | | | | | | | | | | | | | H |
| | | 10380 | 46.31 | -21.89 | 68.2 | 50.13 | 39.51 | 17.5 | 60.83 | 100 | 0 | P | V |
| | | 15570 | 45.11 | -28.89 | 74 | 46.53 | 37.8 | 21.52 | 60.74 | 100 | 0 | P | V |
| | | | | | | | | | | | | | V |
| | | | | | | | | | | | | | V |
| Remark | 1. No other spurious found.<br>2. All results are PASS against Peak and Average limit line. | | | | | | | | | | | | |

**Band 1 5150~5250MHz**

**WIFI 802.11ac VHT80 (Band Edge @ 3m)**

| WIFI Ant. 1+2 | Note | Frequency ( MHz ) | Level ( dBμV/m ) | Over Limit ( dB ) | Limit Line ( dBμV/m ) | Read Level (dBμV) | Antenna Factor ( dB/m ) | Path Loss ( dB ) | Preamp Factor ( dB ) | Ant Pos ( cm ) | Table Pos ( deg ) | Peak Avg. (P/A) | Pol. (H/V) |
|---|---|---|---|---|---|---|---|---|---|---|---|---|---|
| 802.11ac VHT80 CH 42 5210MHz | | 5146.12 | 60.45 | -13.55 | 74 | 44.99 | 31.63 | 13.21 | 29.38 | 104 | 346 | P | H |
| | | 5143 | 52.68 | -1.32 | 54 | 37.21 | 31.63 | 13.22 | 29.38 | 104 | 346 | A | H |
| | * | 5210 | 110.19 | - | - | 94.87 | 31.64 | 13.07 | 29.39 | 104 | 346 | P | H |
| | * | 5210 | 103.17 | - | - | 87.85 | 31.64 | 13.07 | 29.39 | 104 | 346 | A | H |
| | | 5415.48 | 57.39 | -16.61 | 74 | 42.13 | 31.68 | 13 | 29.42 | 104 | 346 | P | H |
| | | 5423.88 | 48.95 | -5.05 | 54 | 33.66 | 31.68 | 13.03 | 29.42 | 104 | 346 | A | H |
| | | 5113.62 | 55.98 | -18.02 | 74 | 40.44 | 31.62 | 13.29 | 29.37 | 306 | 269 | P | V |
| | | 5143 | 48.62 | -5.38 | 54 | 33.15 | 31.63 | 13.22 | 29.38 | 306 | 269 | A | V |
| | * | 5210 | 103.16 | - | - | 87.84 | 31.64 | 13.07 | 29.39 | 306 | 269 | P | V |
| | * | 5210 | 96.17 | - | - | 80.85 | 31.64 | 13.07 | 29.39 | 306 | 269 | A | V |
| | | 5383.56 | 55.92 | -18.08 | 74 | 40.7 | 31.68 | 12.96 | 29.42 | 306 | 269 | P | V |
| | | 5401.2 | 46.96 | -7.04 | 54 | 31.75 | 31.68 | 12.95 | 29.42 | 306 | 269 | A | V |
| Remark | 1. No other spurious found.<br>2. All results are PASS against Peak and Average limit line. | | | | | | | | | | | | |

**Band 1 5150~5250MHz**

**WIFI 802.11ac VHT80 (Harmonic @ 3m)**

| WIFI Ant. 1+2 | Note | Frequency ( MHz ) | Level ( dBμV/m ) | Over Limit ( dB ) | Limit Line ( dBμV/m ) | Read Level (dBμV) | Antenna Factor ( dB/m ) | Path Loss ( dB ) | Preamp Factor ( dB ) | Ant Pos ( cm ) | Table Pos ( deg ) | Peak Avg. (P/A) | Pol. (H/V) |
|---|---|---|---|---|---|---|---|---|---|---|---|---|---|
| 802.11ac VHT80 CH 42 5210MHz | | 10420 | 46.21 | -21.99 | 68.2 | 50 | 39.57 | 17.22 | 60.89 | 100 | 0 | P | H |
| | | 15630 | 45.35 | -28.65 | 74 | 46.88 | 37.64 | 21.17 | 60.7 | 100 | 0 | P | H |
| | | | | | | | | | | | | | H |
| | | | | | | | | | | | | | H |
| | | 10420 | 46.3 | -21.9 | 68.2 | 50.09 | 39.57 | 17.22 | 60.89 | 100 | 0 | P | V |
| | | 15630 | 44.55 | -29.45 | 74 | 46.08 | 37.64 | 21.17 | 60.7 | 100 | 0 | P | V |
| | | | | | | | | | | | | | V |
| | | | | | | | | | | | | | V |
| Remark | 1. No other spurious found.<br>2. All results are PASS against Peak and Average limit line. | | | | | | | | | | | | |

**Band 1 5150~5250MHz**

**WIFI 802.11ac VHT160 (Band Edge @ 3m)**

| WIFI Ant. 1+2 | Note | Frequency ( MHz ) | Level ( dBμV/m ) | Over Limit ( dB ) | Limit Line ( dBμV/m ) | Read Level (dBμV) | Antenna Factor ( dB/m ) | Path Loss ( dB ) | Preamp Factor ( dB ) | Ant Pos ( cm ) | Table Pos ( deg ) | Peak Avg. (P/A) | Pol. (H/V) |
|---|---|---|---|---|---|---|---|---|---|---|---|---|---|
| 802.11ac VHT160 CH 50 5250MHz | | 5135.32 | 58.66 | -15.34 | 74 | 43.17 | 31.63 | 13.24 | 29.38 | 103 | 349 | P | H |
| | | 5142.46 | 49.73 | -4.27 | 54 | 34.26 | 31.63 | 13.22 | 29.38 | 103 | 349 | A | H |
| | * | 5250 | 103.5 | - | - | 88.2 | 31.65 | 13.05 | 29.4 | 103 | 349 | P | H |
| | * | 5250 | 96.59 | - | - | 81.29 | 31.65 | 13.05 | 29.4 | 103 | 349 | A | H |
| | | 5414.64 | 60.14 | -13.86 | 74 | 44.88 | 31.68 | 13 | 29.42 | 103 | 349 | P | H |
| | | 5402.4 | 53.09 | -0.91 | 54 | 37.87 | 31.68 | 12.96 | 29.42 | 103 | 349 | A | H |
| | | 5083.3 | 55.97 | -18.03 | 74 | 40.36 | 31.62 | 13.36 | 29.37 | 309 | 269 | P | V |
| | | 5148.92 | 47.14 | -6.86 | 54 | 31.69 | 31.63 | 13.2 | 29.38 | 309 | 269 | A | V |
| | * | 5250 | 97.19 | - | - | 81.89 | 31.65 | 13.05 | 29.4 | 309 | 269 | P | V |
| | * | 5250 | 89.2 | - | - | 73.9 | 31.65 | 13.05 | 29.4 | 309 | 269 | A | V |
| | | 5458.08 | 55.8 | -18.2 | 74 | 40.38 | 31.69 | 13.16 | 29.43 | 309 | 269 | P | V |
| | | 5444.64 | 47.23 | -6.77 | 54 | 31.85 | 31.69 | 13.11 | 29.42 | 309 | 269 | A | V |
| Remark | 1. No other spurious found.<br>2. All results are PASS against Peak and Average limit line. | | | | | | | | | | | | |

**Band 1 5150~5250MHz**

**WIFI 802.11ac VHT160 (Harmonic @ 3m)**

| WIFI Ant. 1+2 | Note | Frequency ( MHz ) | Level ( dBμV/m ) | Over Limit ( dB ) | Limit Line ( dBμV/m ) | Read Level (dBμV) | Antenna Factor ( dB/m ) | Path Loss ( dB ) | Preamp Factor ( dB ) | Ant Pos ( cm ) | Table Pos ( deg ) | Peak Avg. (P/A) | Pol. (H/V) |
|---|---|---|---|---|---|---|---|---|---|---|---|---|---|
| 802.11ac VHT160 CH 50 5250MHz | | 10500 | 46.62 | -21.58 | 68.2 | 50.32 | 39.7 | 17.29 | 61 | 100 | 0 | P | H |
| | | 15750 | 44.51 | -29.49 | 74 | 46.26 | 37.3 | 21.23 | 60.6 | 100 | 0 | P | H |
| | | | | | | | | | | | | | H |
| | | | | | | | | | | | | | H |
| | | 10500 | 46.74 | -21.46 | 68.2 | 50.44 | 39.7 | 17.29 | 61 | 100 | 0 | P | V |
| | | 15750 | 44.29 | -29.71 | 74 | 46.04 | 37.3 | 21.23 | 60.6 | 100 | 0 | P | V |
| | | | | | | | | | | | | | V |
| | | | | | | | | | | | | | V |
| Remark | 1. No other spurious found.<br>2. All results are PASS against Peak and Average limit line. | | | | | | | | | | | | |

**Band 2 - 5250~5350MHz**

**WIFI 802.11n HT20 (Band Edge @ 3m)**

| WIFI Ant. 1+2 | Note | Frequency ( MHz ) | Level ( dBμV/m ) | Over Limit ( dB ) | Limit Line ( dBμV/m ) | Read Level (dBμV) | Antenna Factor ( dB/m ) | Path Loss ( dB ) | Preamp Factor ( dB ) | Ant Pos ( cm ) | Table Pos ( deg ) | Peak Avg. (P/A) | Pol. (H/V) |
|---|---|---|---|---|---|---|---|---|---|---|---|---|---|
| 802.11n HT20 CH 52 5260MHz | | 5015.3 | 55.52 | -18.48 | 74 | 39.76 | 31.6 | 13.52 | 29.36 | 104 | 344 | P | H |
| | | 5120.02 | 44.38 | -9.62 | 54 | 28.87 | 31.62 | 13.27 | 29.38 | 104 | 344 | A | H |
| | * | 5260 | 114.33 | - | - | 99.04 | 31.65 | 13.04 | 29.4 | 104 | 344 | P | H |
| | * | 5260 | 106.64 | - | - | 91.35 | 31.65 | 13.04 | 29.4 | 104 | 344 | A | H |
| | | 5453.04 | 55.7 | -18.3 | 74 | 40.3 | 31.69 | 13.14 | 29.43 | 104 | 344 | P | H |
| | | 5458.32 | 45.18 | -8.82 | 54 | 29.76 | 31.69 | 13.16 | 29.43 | 104 | 344 | A | H |
| | | 5083.64 | 55.33 | -18.67 | 74 | 39.72 | 31.62 | 13.36 | 29.37 | 357 | 268 | P | V |
| | | 5084.66 | 44.1 | -9.9 | 54 | 28.49 | 31.62 | 13.36 | 29.37 | 357 | 268 | A | V |
| | * | 5260 | 106.29 | - | - | 91 | 31.65 | 13.04 | 29.4 | 357 | 268 | P | V |
| | * | 5260 | 98.76 | - | - | 83.47 | 31.65 | 13.04 | 29.4 | 357 | 268 | A | V |
| | | 5403.84 | 54.74 | -19.26 | 74 | 39.52 | 31.68 | 12.96 | 29.42 | 357 | 268 | P | V |
| | | 5454.72 | 43.64 | -10.36 | 54 | 28.24 | 31.69 | 13.14 | 29.43 | 357 | 268 | A | V |
| Remark | 1. No other spurious found.<br>2. All results are PASS against Peak and Average limit line. | | | | | | | | | | | | |

**Band 2 5250~5350MHz**

**WIFI 802.11n HT20 (Harmonic @ 3m)**

| WIFI Ant. 1+2 | Note | Frequency ( MHz ) | Level ( dBμV/m ) | Over Limit ( dB ) | Limit Line ( dBμV/m ) | Read Level (dBμV) | Antenna Factor ( dB/m ) | Path Loss ( dB ) | Preamp Factor ( dB ) | Ant Pos ( cm ) | Table Pos ( deg ) | Peak Avg. (P/A) | Pol. (H/V) |
|---|---|---|---|---|---|---|---|---|---|---|---|---|---|
| 802.11n HT20 CH 52 5260MHz | | 10520 | 46.03 | -22.17 | 68.2 | 49.72 | 39.72 | 17.61 | 61.02 | 100 | 0 | P | H |
| | | 15780 | 44.21 | -29.79 | 74 | 46.01 | 37.22 | 21.56 | 60.58 | 100 | 0 | P | H |
| | | | | | | | | | | | | | H |
| | | | | | | | | | | | | | H |
| | | 10520 | 45.45 | -22.75 | 68.2 | 49.14 | 39.72 | 17.61 | 61.02 | 100 | 0 | P | V |
| | | 15780 | 43.91 | -30.09 | 74 | 45.71 | 37.22 | 21.56 | 60.58 | 100 | 0 | P | V |
| | | | | | | | | | | | | | V |
| | | | | | | | | | | | | | V |
| Remark | 1. No other spurious found.<br>2. All results are PASS against Peak and Average limit line. | | | | | | | | | | | | |

**Band 2 5250~5350MHz**

**WIFI 802.11n HT40 (Band Edge @ 3m)**

| WIFI Ant. 1+2 | Note | Frequency ( MHz ) | Level ( dBμV/m ) | Over Limit ( dB ) | Limit Line ( dBμV/m ) | Read Level (dBμV) | Antenna Factor ( dB/m ) | Path Loss ( dB ) | Preamp Factor ( dB ) | Ant Pos ( cm ) | Table Pos ( deg ) | Peak Avg. (P/A) | Pol. (H/V) |
|---|---|---|---|---|---|---|---|---|---|---|---|---|---|
| 802.11n HT40 CH 62 5310MHz | | 5026.86 | 56.15 | -17.85 | 74 | 40.4 | 31.61 | 13.5 | 29.36 | 103 | 347 | P | H |
| | | 5116.62 | 45.96 | -8.04 | 54 | 30.43 | 31.62 | 13.28 | 29.37 | 103 | 347 | A | H |
| | * | 5310 | 112.59 | - | - | 97.32 | 31.66 | 13.01 | 29.4 | 103 | 347 | P | H |
| | * | 5310 | 104.9 | - | - | 89.63 | 31.66 | 13.01 | 29.4 | 103 | 347 | A | H |
| | | 5351.28 | 59.95 | -14.05 | 74 | 44.71 | 31.67 | 12.98 | 29.41 | 103 | 347 | P | H |
| | | 5350.56 | 52.01 | -1.99 | 54 | 36.77 | 31.67 | 12.98 | 29.41 | 103 | 347 | A | H |
| | | 5090.1 | 55.68 | -18.32 | 74 | 40.09 | 31.62 | 13.34 | 29.37 | 369 | 266 | P | V |
| | | 5104.38 | 46.03 | -7.97 | 54 | 30.47 | 31.62 | 13.31 | 29.37 | 369 | 266 | A | V |
| | * | 5310 | 103.41 | - | - | 88.14 | 31.66 | 13.01 | 29.4 | 369 | 266 | P | V |
| | * | 5310 | 96.11 | - | - | 80.84 | 31.66 | 13.01 | 29.4 | 369 | 266 | A | V |
| | | 5352.72 | 56.04 | -17.96 | 74 | 40.8 | 31.67 | 12.98 | 29.41 | 369 | 266 | P | V |
| | | 5350.08 | 46.35 | -7.65 | 54 | 31.11 | 31.67 | 12.98 | 29.41 | 369 | 266 | A | V |
| Remark | 1. No other spurious found.<br>2. All results are PASS against Peak and Average limit line. | | | | | | | | | | | | |

**Band 2 5250~5350MHz**

**WIFI 802.11n HT40 (Harmonic @ 3m)**

| WIFI Ant. 1+2 | Note | Frequency ( MHz ) | Level ( dBμV/m ) | Over Limit ( dB ) | Limit Line ( dBμV/m ) | Read Level (dBμV) | Antenna Factor ( dB/m ) | Path Loss ( dB ) | Preamp Factor ( dB ) | Ant Pos ( cm ) | Table Pos ( deg ) | Peak Avg. (P/A) | Pol. (H/V) |
|---|---|---|---|---|---|---|---|---|---|---|---|---|---|
| 802.11n HT40 CH 62 5310MHz | | 10620 | 46.41 | -27.59 | 74 | 50.02 | 39.82 | 17.69 | 61.12 | 100 | 0 | P | H |
| | | 15930 | 44.18 | -29.82 | 74 | 46.25 | 36.8 | 21.59 | 60.46 | 100 | 0 | P | H |
| | | | | | | | | | | | | | H |
| | | | | | | | | | | | | | H |
| | | 10620 | 47.14 | -26.86 | 74 | 50.75 | 39.82 | 17.69 | 61.12 | 100 | 0 | P | V |
| | | 15930 | 42.95 | -31.05 | 74 | 45.02 | 36.8 | 21.59 | 60.46 | 100 | 0 | P | V |
| | | | | | | | | | | | | | V |
| | | | | | | | | | | | | | V |
| Remark | 1. No other spurious found.<br>2. All results are PASS against Peak and Average limit line. | | | | | | | | | | | | |

**Band 2 5250~5350MHz**

**WIFI 802.11ac VHT80 (Band Edge @ 3m)**

| WIFI Ant. 1+2 | Note | Frequency ( MHz ) | Level ( dBμV/m ) | Over Limit ( dB ) | Limit Line ( dBμV/m ) | Read Level (dBμV) | Antenna Factor ( dB/m ) | Path Loss ( dB ) | Preamp Factor ( dB ) | Ant Pos ( cm ) | Table Pos ( deg ) | Peak Avg. (P/A) | Pol. (H/V) |
|---|---|---|---|---|---|---|---|---|---|---|---|---|---|
| 802.11ac VHT80 CH 58 5290MHz | | 5127.16 | 55.95 | -18.05 | 74 | 40.45 | 31.63 | 13.25 | 29.38 | 112 | 348 | P | H |
| | | 5130.56 | 47.52 | -6.48 | 54 | 32.02 | 31.63 | 13.25 | 29.38 | 112 | 348 | A | H |
| | * | 5290 | 106.86 | - | - | 91.58 | 31.66 | 13.02 | 29.4 | 112 | 348 | P | H |
| | * | 5290 | 100.09 | - | - | 84.81 | 31.66 | 13.02 | 29.4 | 112 | 348 | A | H |
| | | 5351.04 | 60.41 | -13.59 | 74 | 45.17 | 31.67 | 12.98 | 29.41 | 112 | 348 | P | H |
| | | 5359.68 | 53.03 | -0.97 | 54 | 37.79 | 31.67 | 12.98 | 29.41 | 112 | 348 | A | H |
| | | 5140.42 | 56.17 | -17.83 | 74 | 40.7 | 31.63 | 13.22 | 29.38 | 347 | 263 | P | V |
| | | 5039.44 | 47.62 | -6.38 | 54 | 31.9 | 31.61 | 13.47 | 29.36 | 347 | 263 | A | V |
| | * | 5290 | 98.29 | - | - | 83.01 | 31.66 | 13.02 | 29.4 | 347 | 263 | P | V |
| | * | 5290 | 91.52 | - | - | 76.24 | 31.66 | 13.02 | 29.4 | 347 | 263 | A | V |
| | | 5361.84 | 55.76 | -18.24 | 74 | 40.53 | 31.67 | 12.97 | 29.41 | 347 | 263 | P | V |
| | | 5355.36 | 47.19 | -6.81 | 54 | 31.95 | 31.67 | 12.98 | 29.41 | 347 | 263 | A | V |
| Remark | 1. No other spurious found.<br>2. All results are PASS against Peak and Average limit line. | | | | | | | | | | | | |

**Band 2 5250~5350MHz**

**WIFI 802.11ac VHT80 (Harmonic @ 3m)**

| WIFI Ant. 1+2 | Note | Frequency ( MHz ) | Level ( dBμV/m ) | Over Limit ( dB ) | Limit Line ( dBμV/m ) | Read Level (dBμV) | Antenna Factor ( dB/m ) | Path Loss ( dB ) | Preamp Factor ( dB ) | Ant Pos ( cm ) | Table Pos ( deg ) | Peak Avg. (P/A) | Pol. (H/V) |
|---|---|---|---|---|---|---|---|---|---|---|---|---|---|
| 802.11ac VHT80 CH 58 5290MHz | | 10580 | 46.61 | -21.59 | 68.2 | 50.25 | 39.78 | 17.66 | 61.08 | 100 | 0 | P | H |
| | | 15870 | 44.7 | -29.3 | 74 | 46.66 | 36.96 | 21.58 | 60.5 | 100 | 0 | P | H |
| | | | | | | | | | | | | | H |
| | | | | | | | | | | | | | H |
| | | 10580 | 47.05 | -21.15 | 68.2 | 50.69 | 39.78 | 17.66 | 61.08 | 100 | 0 | P | V |
| | | 15870 | 44.24 | -29.76 | 74 | 46.2 | 36.96 | 21.58 | 60.5 | 100 | 0 | P | V |
| | | | | | | | | | | | | | V |
| | | | | | | | | | | | | | V |
| Remark | 1. No other spurious found.<br>2. All results are PASS against Peak and Average limit line. | | | | | | | | | | | | |

**Band 3 - 5470~5725MHz**

**WIFI 802.11n HT20 (Band Edge @ 3m)**

| WIFI Ant. 1+2 | Note | Frequency ( MHz ) | Level ( dBμV/m ) | Over Limit ( dB ) | Limit Line ( dBμV/m ) | Read Level (dBμV) | Antenna Factor ( dB/m ) | Path Loss ( dB ) | Preamp Factor ( dB ) | Ant Pos ( cm ) | Table Pos ( deg ) | Peak Avg. (P/A) | Pol. (H/V) |
|---|---|---|---|---|---|---|---|---|---|---|---|---|---|
| 802.11n HT20 CH 116 5580MHz | | 5448.4 | 55.55 | -18.45 | 74 | 40.16 | 31.69 | 13.12 | 29.42 | 114 | 354 | P | H |
| | | 5461.6 | 55.7 | -12.5 | 68.2 | 40.27 | 31.69 | 13.17 | 29.43 | 114 | 354 | P | H |
| | | 5387.68 | 45.23 | -8.77 | 54 | 30.01 | 31.68 | 12.96 | 29.42 | 114 | 354 | A | H |
| | * | 5580 | 113.92 | - | - | 97.98 | 31.83 | 13.59 | 29.48 | 114 | 354 | P | H |
| | * | 5580 | 106.06 | - | - | 90.12 | 31.83 | 13.59 | 29.48 | 114 | 354 | A | H |
| | | 5760.905 | 57.14 | -11.06 | 68.2 | 40.5 | 32.12 | 14.09 | 29.57 | 114 | 354 | P | H |
| | | 5357.44 | 54.89 | -19.11 | 74 | 39.65 | 31.67 | 12.98 | 29.41 | 272 | 268 | P | V |
| | | 5465.68 | 55.16 | -13.04 | 68.2 | 39.72 | 31.69 | 13.18 | 29.43 | 272 | 268 | P | V |
| | | 5458.96 | 44.07 | -9.93 | 54 | 28.65 | 31.69 | 13.16 | 29.43 | 272 | 268 | A | V |
| | * | 5580 | 106.89 | - | - | 90.95 | 31.83 | 13.59 | 29.48 | 272 | 268 | P | V |
| | * | 5580 | 99.16 | - | - | 83.22 | 31.83 | 13.59 | 29.48 | 272 | 268 | A | V |
| | | 5731.295 | 55.52 | -12.68 | 68.2 | 39 | 32.07 | 14.01 | 29.56 | 272 | 268 | P | V |
| Remark | 1. No other spurious found.<br>2. All results are PASS against Peak and Average limit line. | | | | | | | | | | | | |

**Band 3 - 5470~5725MHz**

**WIFI 802.11n HT20 (Harmonic @ 3m)**

| WIFI Ant. 1+2 | Note | Frequency ( MHz ) | Level ( dBμV/m ) | Over Limit ( dB ) | Limit Line ( dBμV/m ) | Read Level (dBμV) | Antenna Factor ( dB/m ) | Path Loss ( dB ) | Preamp Factor ( dB ) | Ant Pos ( cm ) | Table Pos ( deg ) | Peak Avg. (P/A) | Pol. (H/V) |
|---|---|---|---|---|---|---|---|---|---|---|---|---|---|
| 802.11n HT20 CH 116 5580MHz | | 11160 | 47.2 | -26.8 | 74 | 50.45 | 40.1 | 18.12 | 61.47 | 100 | 0 | P | H |
| | | 16740 | 48.05 | -20.15 | 68.2 | 44.77 | 39.76 | 22.6 | 59.08 | 100 | 0 | P | H |
| | | | | | | | | | | | | | H |
| | | | | | | | | | | | | | H |
| | | 11160 | 47.72 | -26.28 | 74 | 50.97 | 40.1 | 18.12 | 61.47 | 100 | 0 | P | V |
| | | 16740 | 47.08 | -21.12 | 68.2 | 43.8 | 39.76 | 22.6 | 59.08 | 100 | 0 | P | V |
| | | | | | | | | | | | | | V |
| | | | | | | | | | | | | | V |
| Remark | 1. No other spurious found.<br>2. All results are PASS against Peak and Average limit line. | | | | | | | | | | | | |

**Band 3 - 5470~5725MHz**

**WIFI 802.11n HT40 (Band Edge @ 3m)**

| WIFI Ant. 1+2 | Note | Frequency ( MHz ) | Level ( dBμV/m ) | Over Limit ( dB ) | Limit Line ( dBμV/m ) | Read Level ( dBμV ) | Antenna Factor ( dB/m ) | Path Loss ( dB ) | Preamp Factor ( dB ) | Ant Pos ( cm ) | Table Pos ( deg ) | Peak Avg. (P/A) | Pol. (H/V) |
|---|---|---|---|---|---|---|---|---|---|---|---|---|---|
| 802.11n HT40 CH 102 5510MHz | | 5459.92 | 59.25 | -14.75 | 74 | 43.83 | 31.69 | 13.16 | 29.43 | 105 | 352 | P | H |
| | | 5468.08 | 63.15 | -5.05 | 68.2 | 47.7 | 31.69 | 13.19 | 29.43 | 105 | 352 | P | H |
| | | 5459.2 | 50.06 | -3.94 | 54 | 34.64 | 31.69 | 13.16 | 29.43 | 105 | 352 | A | H |
| | * | 5510 | 111.95 | - | - | 96.33 | 31.72 | 13.34 | 29.44 | 105 | 352 | P | H |
| | * | 5510 | 104.34 | - | - | 88.72 | 31.72 | 13.34 | 29.44 | 105 | 352 | A | H |
| | | 5747.36 | 56.12 | -12.08 | 68.2 | 39.52 | 32.1 | 14.06 | 29.56 | 105 | 352 | P | H |
| | | 5458.48 | 55.42 | -18.58 | 74 | 40 | 31.69 | 13.16 | 29.43 | 329 | 273 | P | V |
| | | 5468.32 | 55.97 | -12.23 | 68.2 | 40.52 | 31.69 | 13.19 | 29.43 | 329 | 273 | P | V |
| | | 5456.56 | 45.75 | -8.25 | 54 | 30.34 | 31.69 | 13.15 | 29.43 | 329 | 273 | A | V |
| | * | 5510 | 103.34 | - | - | 87.72 | 31.72 | 13.34 | 29.44 | 329 | 273 | P | V |
| | * | 5510 | 95.68 | - | - | 80.06 | 31.72 | 13.34 | 29.44 | 329 | 273 | A | V |
| | | 5761.22 | 55.58 | -12.62 | 68.2 | 38.93 | 32.12 | 14.1 | 29.57 | 329 | 273 | P | V |
| Remark | 1. No other spurious found.<br>2. All results are PASS against Peak and Average limit line. | | | | | | | | | | | | |

**Band 3 - 5470~5725MHz**

**WIFI 802.11n HT40 (Harmonic @ 3m)**

| WIFI Ant. 1+2 | Note | Frequency ( MHz ) | Level ( dBμV/m ) | Over Limit ( dB ) | Limit Line ( dBμV/m ) | Read Level ( dBμV ) | Antenna Factor ( dB/m ) | Path Loss ( dB ) | Preamp Factor ( dB ) | Ant Pos ( cm ) | Table Pos ( deg ) | Peak Avg. (P/A) | Pol. (H/V) |
|---|---|---|---|---|---|---|---|---|---|---|---|---|---|
| 802.11n HT40 CH 102 5510MHz | | 11020 | 47.43 | -26.57 | 74 | 50.74 | 40.19 | 18 | 61.5 | 100 | 0 | P | H |
| | | 16530 | 47.13 | -21.07 | 68.2 | 45.42 | 39.01 | 22.32 | 59.62 | 100 | 0 | P | H |
| | | | | | | | | | | | | | H |
| | | | | | | | | | | | | | H |
| | | 11020 | 47.64 | -26.36 | 74 | 50.95 | 40.19 | 18 | 61.5 | 100 | 0 | P | V |
| | | 16530 | 46.77 | -21.43 | 68.2 | 45.06 | 39.01 | 22.32 | 59.62 | 100 | 0 | P | V |
| | | | | | | | | | | | | | V |
| | | | | | | | | | | | | | V |
| | | | | | | | | | | | | | V |
| Remark | 1. No other spurious found.<br>2. All results are PASS against Peak and Average limit line. | | | | | | | | | | | | |

**Band 3 - 5470~5725MHz**

**WIFI 802.11ac VHT160 (Band Edge @ 3m)**

| WIFI Ant. 1+2 | Note | Frequency ( MHz ) | Level ( dBμV/m ) | Over Limit ( dB ) | Limit Line ( dBμV/m ) | Read Level (dBμV) | Antenna Factor ( dB/m ) | Path Loss ( dB ) | Preamp Factor ( dB ) | Ant Pos ( cm ) | Table Pos ( deg ) | Peak Avg. (P/A) | Pol. (H/V) |
|---|---|---|---|---|---|---|---|---|---|---|---|---|---|
| 802.11ac VHT160 CH 114 5570MHz | | 5456.32 | 58.37 | -15.63 | 74 | 42.96 | 31.69 | 13.15 | 29.43 | 101 | 351 | P | H |
| | | 5465.44 | 58.95 | -9.25 | 68.2 | 43.51 | 31.69 | 13.18 | 29.43 | 101 | 351 | P | H |
| | | 5458.72 | 51.75 | -2.25 | 54 | 36.33 | 31.69 | 13.16 | 29.43 | 101 | 351 | A | H |
| | * | 5570 | 103 | - | - | 87.11 | 31.81 | 13.55 | 29.47 | 101 | 351 | P | H |
| | * | 5570 | 96.29 | - | - | 80.4 | 31.81 | 13.55 | 29.47 | 101 | 351 | A | H |
| | | 5725.94 | 60.19 | -8.01 | 68.2 | 43.67 | 32.06 | 14 | 29.54 | 101 | 351 | P | H |
| | | 5411.92 | 55.13 | -18.87 | 74 | 39.88 | 31.68 | 12.99 | 29.42 | 394 | 270 | P | V |
| | | 5466.64 | 52.74 | -15.46 | 68.2 | 37.29 | 31.69 | 13.19 | 29.43 | 394 | 270 | P | V |
| | | 5459.68 | 47.99 | -6.01 | 54 | 32.57 | 31.69 | 13.16 | 29.43 | 394 | 270 | A | V |
| | * | 5570 | 95.57 | - | - | 79.68 | 31.81 | 13.55 | 29.47 | 394 | 270 | P | V |
| | * | 5570 | 88.6 | - | - | 72.71 | 31.81 | 13.55 | 29.47 | 394 | 270 | A | V |
| | | 5746.415 | 55.73 | -12.47 | 68.2 | 39.14 | 32.09 | 14.06 | 29.56 | 394 | 270 | P | V |
| Remark | 1. No other spurious found.<br>2. All results are PASS against Peak and Average limit line. | | | | | | | | | | | | |

**Band 3 5470~5725MHz**

**WIFI 802.11ac VHT160 (Harmonic @ 3m)**

| WIFI Ant. 1+2 | Note | Frequency ( MHz ) | Level ( dBμV/m ) | Over Limit ( dB ) | Limit Line ( dBμV/m ) | Read Level (dBμV) | Antenna Factor ( dB/m ) | Path Loss ( dB ) | Preamp Factor ( dB ) | Ant Pos ( cm ) | Table Pos ( deg ) | Peak Avg. (P/A) | Pol. (H/V) |
|---|---|---|---|---|---|---|---|---|---|---|---|---|---|
| 802.11ac VHT160 CH 114 5570MHz | | 11140 | 46.61 | -27.39 | 74 | 49.86 | 40.12 | 17.81 | 61.47 | 100 | 0 | P | H |
| | | 16710 | 47.6 | -20.6 | 68.2 | 44.54 | 39.66 | 22.24 | 59.15 | 100 | 0 | P | H |
| | | | | | | | | | | | | | H |
| | | | | | | | | | | | | | H |
| | | 11140 | 47.34 | -26.66 | 74 | 50.59 | 40.12 | 17.81 | 61.47 | 100 | 0 | P | V |
| | | 16710 | 46.54 | -21.66 | 68.2 | 43.48 | 39.66 | 22.24 | 59.15 | 100 | 0 | P | V |
| | | | | | | | | | | | | | V |
| | | | | | | | | | | | | | V |
| Remark | 1. No other spurious found.<br>2. All results are PASS against Peak and Average limit line. | | | | | | | | | | | | |

**Band 3 - Straddle Channel**

**WIFI 802.11ac VHT80 (Band Edge @ 3m)**

| WIFI Ant. 1+2 | Note | Frequency ( MHz ) | Level ( dBμV/m ) | Over Limit ( dB ) | Limit Line ( dBμV/m ) | Read Level (dBμV) | Antenna Factor ( dB/m ) | Path Loss ( dB ) | Preamp Factor ( dB ) | Ant Pos ( cm ) | Table Pos ( deg ) | Peak Avg. (P/A) | Pol. (H/V) |
|---|---|---|---|---|---|---|---|---|---|---|---|---|---|
| 802.11ac VHT80 CH 138 5690MHz | | 5434.24 | 54.02 | -19.98 | 74 | 38.68 | 31.69 | 13.07 | 29.42 | 102 | 353 | P | H |
| | | 5463.49 | 53.79 | -14.41 | 68.2 | 38.35 | 31.69 | 13.18 | 29.43 | 102 | 353 | P | H |
| | | 5424.49 | 46.83 | -7.17 | 54 | 31.53 | 31.68 | 13.04 | 29.42 | 102 | 353 | A | H |
| | * | 5690 | 105.99 | - | - | 89.62 | 32 | 13.9 | 29.53 | 102 | 353 | P | H |
| | * | 5690 | 98.77 | - | - | 82.4 | 32 | 13.9 | 29.53 | 102 | 353 | A | H |
| | | 5880 | 56.59 | -11.61 | 68.2 | 39.97 | 32.31 | 13.93 | 29.62 | 102 | 353 | P | H |
| | | 5458.03 | 53.62 | -20.38 | 74 | 38.2 | 31.69 | 13.16 | 29.43 | 353 | 258 | P | V |
| | | 5463.49 | 52.82 | -15.38 | 68.2 | 37.38 | 31.69 | 13.18 | 29.43 | 353 | 258 | P | V |
| | | 5442.43 | 45.95 | -8.05 | 54 | 30.58 | 31.69 | 13.1 | 29.42 | 353 | 258 | A | V |
| | * | 5690 | 97.23 | - | - | 80.86 | 32 | 13.9 | 29.53 | 353 | 258 | P | V |
| | * | 5690 | 89.66 | - | - | 73.29 | 32 | 13.9 | 29.53 | 353 | 258 | A | V |
| | | 5872.75 | 56.25 | -11.95 | 68.2 | 39.61 | 32.3 | 13.96 | 29.62 | 353 | 258 | P | V |
| Remark | 1. No other spurious found.<br>2. All results are PASS against Peak and Average limit line. | | | | | | | | | | | | |

**Band 3 - Straddle Channel**

**WIFI 802.11ac VHT80 (Harmonic @ 3m)**

| WIFI Ant. 1+2 | Note | Frequency ( MHz ) | Level ( dBμV/m ) | Over Limit ( dB ) | Limit Line ( dBμV/m ) | Read Level (dBμV) | Antenna Factor ( dB/m ) | Path Loss ( dB ) | Preamp Factor ( dB ) | Ant Pos ( cm ) | Table Pos ( deg ) | Peak Avg. (P/A) | Pol. (H/V) |
|---|---|---|---|---|---|---|---|---|---|---|---|---|---|
| 802.11ac VHT80 CH 138 5690MHz | | 11380 | 47.72 | -26.28 | 74 | 50.88 | 39.97 | 18 | 61.42 | 100 | 0 | P | H |
| | | 17070 | 48.84 | -19.36 | 68.2 | 43.04 | 40.97 | 22.7 | 58.22 | 100 | 0 | P | H |
| | | | | | | | | | | | | | H |
| | | | | | | | | | | | | | H |
| | | 11380 | 47.12 | -26.88 | 74 | 50.28 | 39.97 | 18 | 61.42 | 100 | 0 | P | V |
| | | 17070 | 48.6 | -19.6 | 68.2 | 42.8 | 40.97 | 22.7 | 58.22 | 100 | 0 | P | V |
| | | | | | | | | | | | | | V |
| | | | | | | | | | | | | | V |
| Remark | 1. No other spurious found.<br>2. All results are PASS against Peak and Average limit line. | | | | | | | | | | | | |

**Note symbol**

| | |
|---|---|
| * | **Fundamental Frequency** which can be ignored. However, the level of any unwanted emissions shall not exceed the level of the fundamental frequency. |
| ! | Test result is **over limit** line. |
| P/A | **P**eak or **A**verage |
| H/V | **H**orizontal or **V**ertical |

**A calculation example for radiated spurious emission is shown as below:**

| WIFI | Note | Frequency | Level | Over | Limit | Read | Antenna | Path | Preamp | Ant | Table | Peak | Pol. |
|---|---|---|---|---|---|---|---|---|---|---|---|---|---|
| Ant. | | | | Limit | Line | Level | Factor | Loss | Factor | Pos | Pos | Avg. | |
| 1 | | ( MHz ) | ( dBμV/m ) | ( dB ) | ( dBμV/m ) | ( dBμV ) | ( dB/m ) | ( dB ) | ( dB ) | ( cm ) | ( deg ) | (P/A) | (H/V) |
| 802.11b CH 01 2412MHz | | 2390 | 55.45 | -18.55 | 74 | 54.51 | 32.22 | 4.58 | 35.86 | 103 | 308 | P | H |
| | | 2390 | 43.54 | -10.46 | 54 | 42.6 | 32.22 | 4.58 | 35.86 | 103 | 308 | A | H |

1. Path Loss(dB) = Cable loss(dB) + Filter loss(dB) + Attenuator loss(dB)
2. Level(dBμV/m) = Antenna Factor(dB/m) + Path Loss(dB) + Read Level(dBμV) - Preamp Factor(dB)
3. Over Limit(dB) = Level(dBμV/m) – Limit Line(dBμV/m)

**For Peak Limit @ 2390MHz:**

1. Level(dBμV/m)

= Antenna Factor(dB/m) + Path Loss(dB) + Read Level(dBμV) - Preamp Factor(dB)

= 32.22(dB/m) + 4.58(dB) + 54.51(dBμV) – 35.86 (dB)

= 55.45 (dBμV/m)

2. Over Limit(dB)

= Level(dBμV/m) – Limit Line(dBμV/m)

= 55.45(dBμV/m) – 74(dBμV/m)

= -18.55(dB)

**For Average Limit @ 2390MHz:**

1. Level(dBμV/m)

= Antenna Factor(dB/m) + Path Loss(dB) + Read Level(dBμV) - Preamp Factor(dB)

= 32.22(dB/m) + 4.58(dB) + 42.6(dBμV) – 35.86 (dB)

= 43.54 (dBμV/m)

2. Over Limit(dB) = Level(dBμV/m) – Limit Line(dBμV/m)

= 43.54(dBμV/m) – 54(dBμV/m)

= -10.46(dB)

**Both peak and average measured complies with the limit line, so test result is “PASS”.**

# Appendix D. Radiated Spurious Emission Plots

| | | | |
|---|---|---|---|
| **Test Engineer :** | Jacky Hung, CR Liao, and Austin Li | **Temperature :** | 23~25°C |
| | | **Relative Humidity :** | 55~57% |

**Note symbol**

| | |
|---|---|
| -L | **Low channel location** |
| -R | **High channel location** |

## Band 1 5150~5250MHz
## WIFI 802.11n HT20 (Band Edge @ 3m)

| WIFI | Band 1 5150~5250MHz Band Edge @ 3m | |
|---|---|---|
| ANT | 802.11n HT20 CH44 5220MHz - L | |
| 1 | Horizontal | Fundamental |
| Peak | 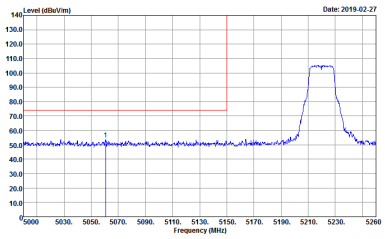 | 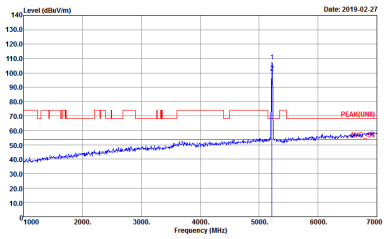 |
| Avg. | 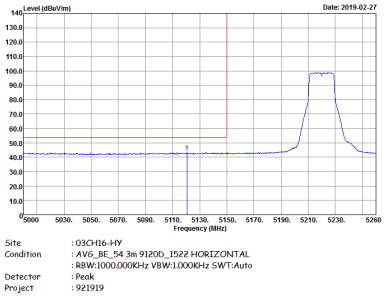 | Left blank |

| WIFI | Band 1 5150~5250MHz Band Edge @ 3m | |
|---|---|---|
| ANT | 802.11n HT20 CH44 5220MHz - R | |
| 1 | Horizontal | Fundamental |
| Peak | 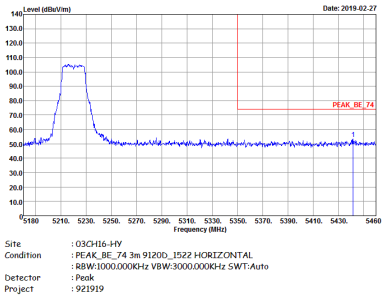 | Left blank |
| Avg. | 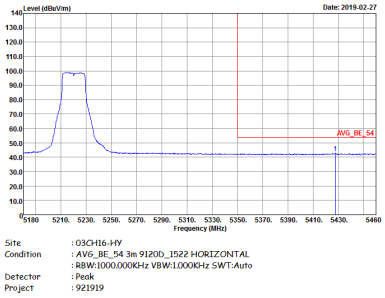 | Left blank |

| WIFI | Band 1 5150~5250MHz Band Edge @ 3m | |
|---|---|---|
| ANT | 802.11n HT20 CH44 5220MHz - L | |
| 1 | Vertical | Fundamental |
| Peak | 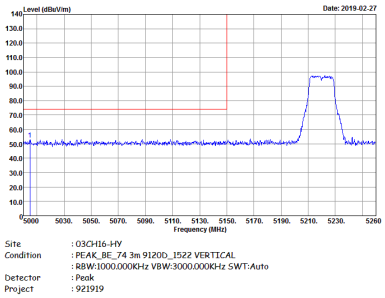 | 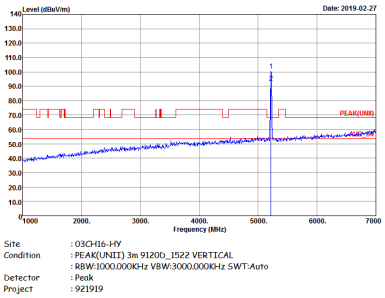 |
| Avg. | 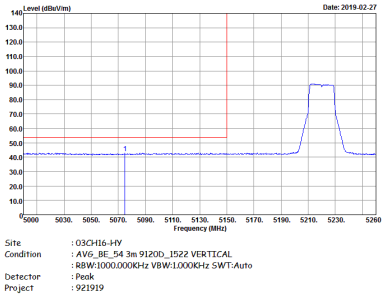 | Left blank |

| WIFI | Band 1 5150~5250MHz Band Edge @ 3m | |
|---|---|---|
| ANT | 802.11n HT20 CH44 5220MHz - R | |
| 1 | Vertical | Fundamental |
| Peak | 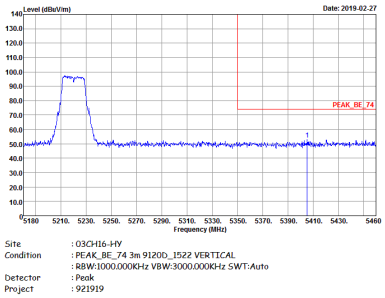 | Left blank |
| Avg. | 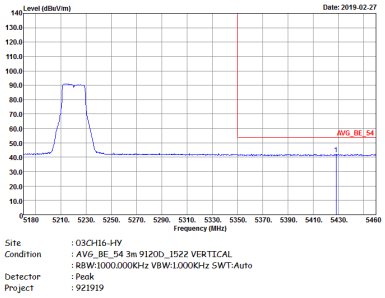 | Left blank |

## Band 1 5150~5250MHz

## WIFI 802.11n HT40 (Band Edge @ 3m)

| WIFI | Band 1 5150~5250MHz Band Edge @ 3m | |
|---|---|---|
| ANT | 802.11n HT40 CH46 5230MHz - L | |
| 1 | Horizontal | Fundamental |
| Peak | 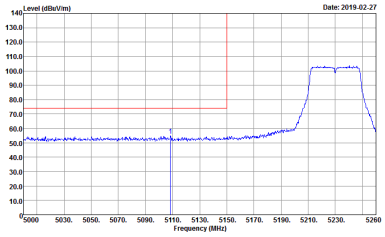 | 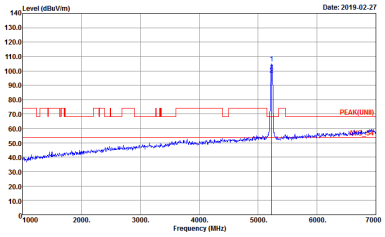 |
| Avg. | 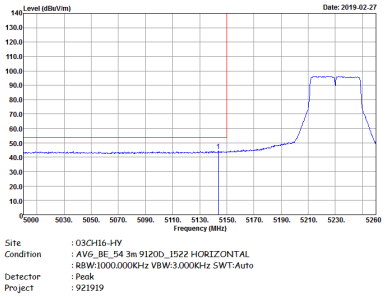 | Left blank |

| WIFI | Band 1 5150~5250MHz Band Edge @ 3m | |
|---|---|---|
| ANT | 802.11n HT40 CH46 5230MHz - R | |
| 1 | Horizontal | Fundamental |
| Peak | 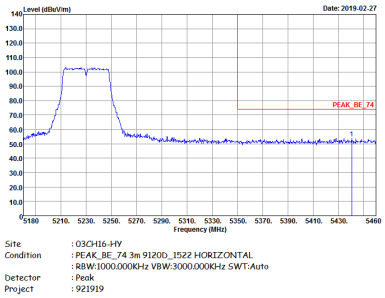 | Left blank |
| Avg. | 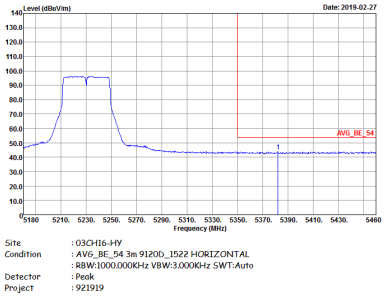 | Left blank |

| WIFI | Band 1 5150~5250MHz Band Edge @ 3m | |
|---|---|---|
| ANT | 802.11n HT40 CH46 5230MHz - L | |
| 1 | Vertical | Fundamental |
| Peak | 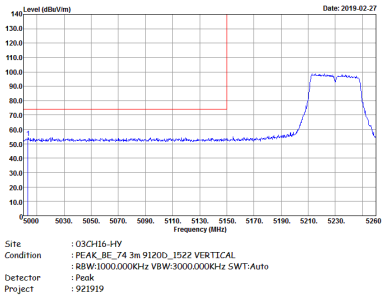 | 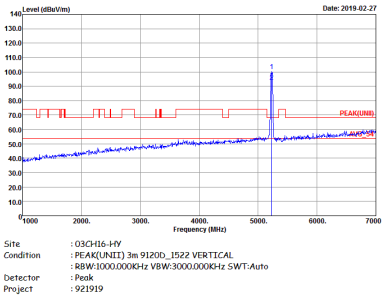 |
| Avg. | 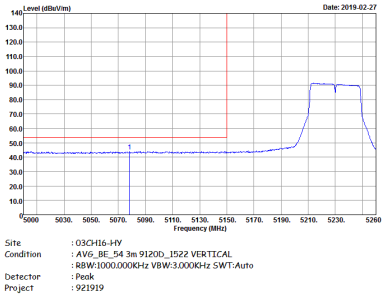 | Left blank |

| WIFI | Band 1 5150~5250MHz Band Edge @ 3m | |
|---|---|---|
| ANT | 802.11n HT40 CH46 5230MHz - R | |
| 1 | Vertical | Fundamental |
| Peak | 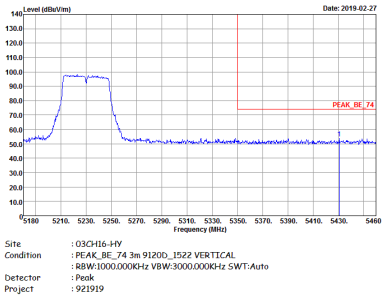 | Left blank |
| Avg. | 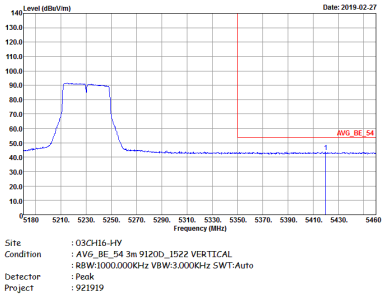 | Left blank |

## Band 1 5150~5250MHz

## WIFI 802.11ac VHT80 (Band Edge @ 3m)

| WIFI | Band 1 5150~5250MHz Band Edge @ 3m | |
|---|---|---|
| ANT | 802.11ac VHT80 CH42 5210MHz - L | |
| 1 | Horizontal | Fundamental |
| Peak | 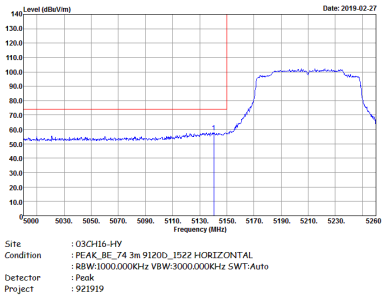 | 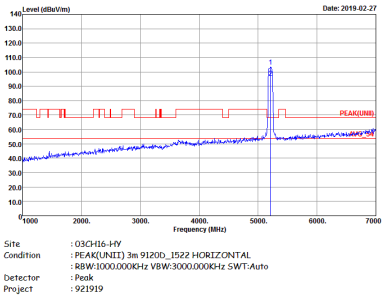 |
| Avg. | 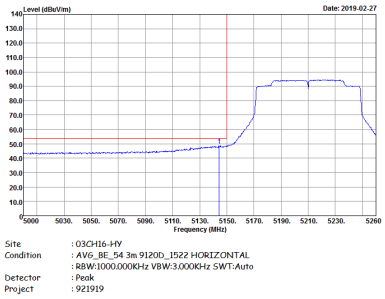 | Left blank |

| WIFI | Band 1 5150~5250MHz Band Edge @ 3m | |
|---|---|---|
| ANT | 802.11ac VHT80 CH42 5210MHz - R | |
| 1 | Horizontal | Fundamental |
| Peak | 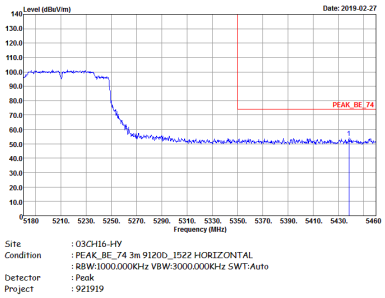 | Left blank |
| Avg. | 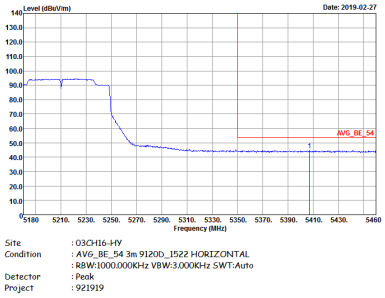 | Left blank |

| WIFI | Band 1 5150~5250MHz Band Edge @ 3m | |
|---|---|---|
| ANT | 802.11ac VHT80 CH42 5210MHz - L | |
| 1 | Vertical | Fundamental |
| Peak | 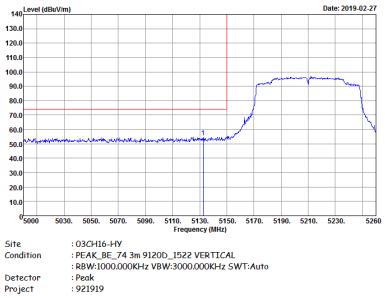 | 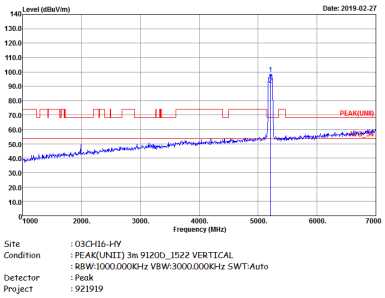 |
| Avg. | 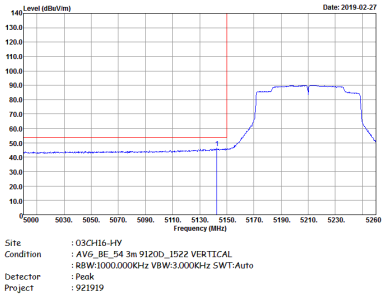 | Left blank |

| WIFI | Band 1 5150~5250MHz Band Edge @ 3m | |
|---|---|---|
| ANT | 802.11ac VHT80 CH42 5210MHz - R | |
| 1 | Vertical | Fundamental |
| Peak | 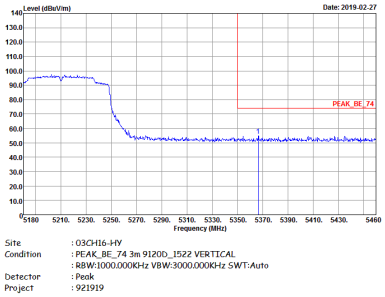 | Left blank |
| Avg. | 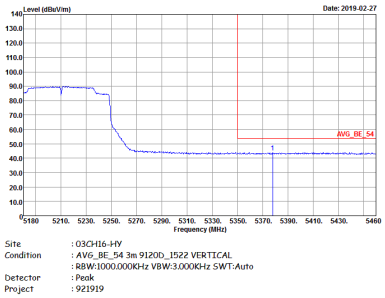 | Left blank |

## Band 1 5150~5250MHz

## WIFI 802.11ac VHT160 (Band Edge @ 3m)

| WIFI | Band 1 5150~5250MHz Band Edge @ 3m | |
|---|---|---|
| ANT | 802.11ac VHT160 CH50 5250MHz - L | |
| 1 | Horizontal | Fundamental |
| Peak | 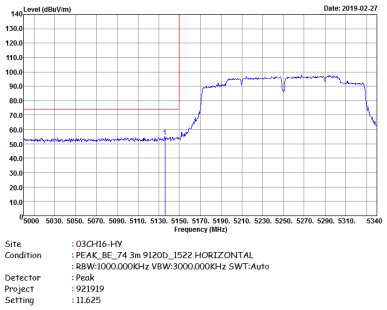 | 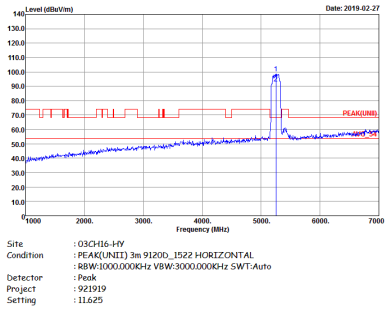 |
| Avg. | 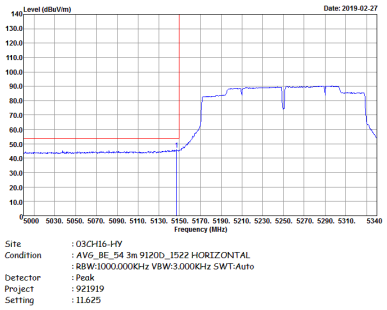 | Left blank |

| WIFI | Band 1 5150~5250MHz Band Edge @ 3m | |
|---|---|---|
| ANT | 802.11ac VHT160 CH50 5250MHz - R | |
| 1 | Horizontal | Fundamental |
| Peak | 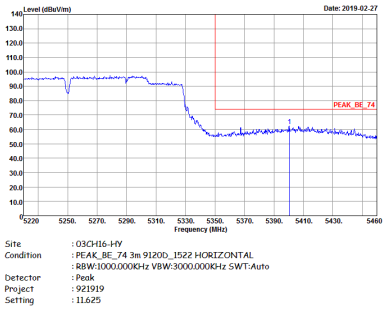 | Left blank |
| Avg. | 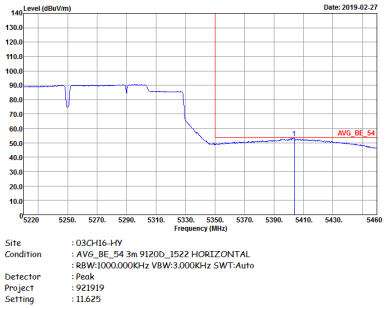 | Left blank |

| WIFI | Band 1 5150~5250MHz Band Edge @ 3m | |
|---|---|---|
| ANT | 802.11ac VHT160 CH50 5250MHz - L | |
| 1 | Vertical | Fundamental |
| Peak | 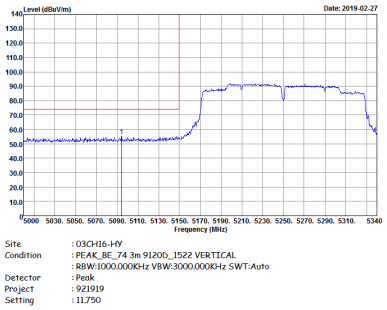 | 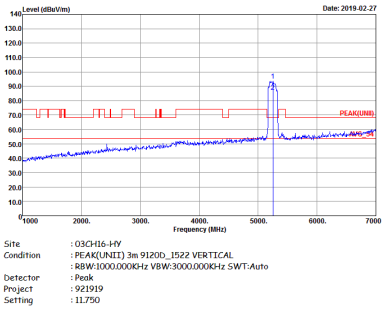 |
| Avg. | 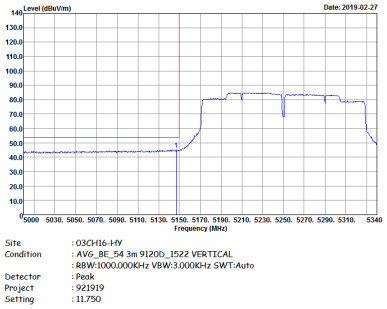 | Left blank |

| WIFI | Band 1 5150~5250MHz Band Edge @ 3m | |
|---|---|---|
| ANT | 802.11ac VHT160 CH50 5250MHz - R | |
| 1 | Vertical | Fundamental |
| Peak | 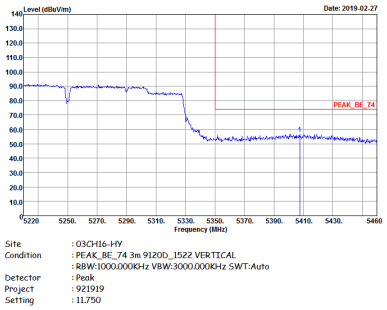 | Left blank |
| Avg. | 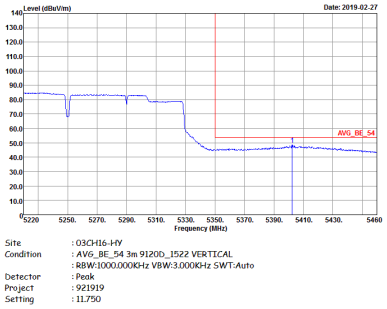 | Left blank |

## Band 1 - 5150~5250MHz

## WIFI 802.11n HT20 (Harmonic @ 3m)

| WIFI | Band 1 5150~5250MHz Harmonic @ 3m | |
|---|---|---|
| ANT | 802.11n HT20 CH44 5220MHz | |
| 1 | Horizontal | Vertical |
| Peak<br>Avg. | 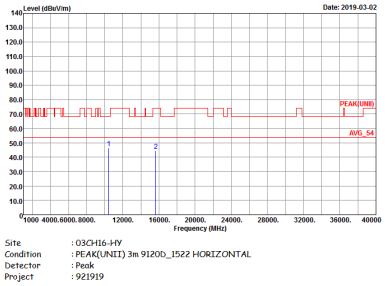 | 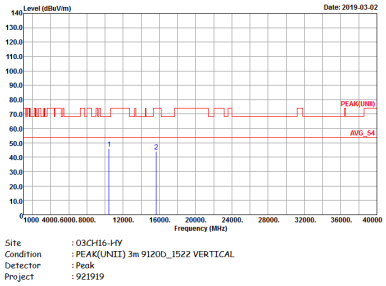 |

## Band 1 5150~5250MHz

## WIFI 802.11n HT40 (Harmonic @ 3m)

| WIFI | Band 1 5150~5250MHz Harmonic @ 3m | |
|---|---|---|
| ANT | 802.11n HT40 CH46 5230MHz | |
| 1 | Horizontal | Vertical |
| Peak<br>Avg. | 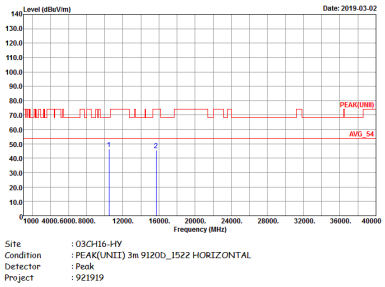 | 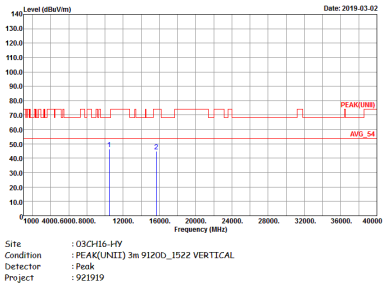 |

## Band 1 5150~5250MHz

## WIFI 802.11ac VHT80 (Harmonic @ 3m)

| WIFI | Band 1 5150~5250MHz Harmonic @ 3m | |
|---|---|---|
| ANT | 802.11ac VHT80 CH42 5210MHz | |
| 1 | Horizontal | Vertical |
| Peak<br>Avg. | 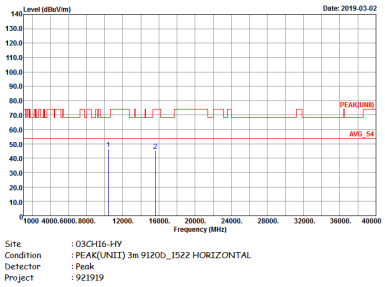 | 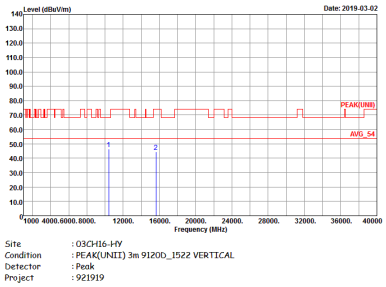 |

## Band 1 5150~5250MHz

## WIFI 802.11ac VHT160 (Harmonic @ 3m)

| WIFI | Band 1 5150~5250MHz Harmonic @ 3m | |
|---|---|---|
| ANT | 802.11ac VHT160 CH50 5250MHz | |
| 1 | Horizontal | Vertical |
| Peak<br>Avg. | 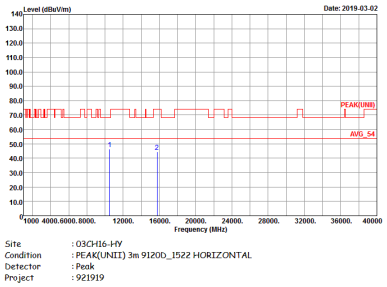 | 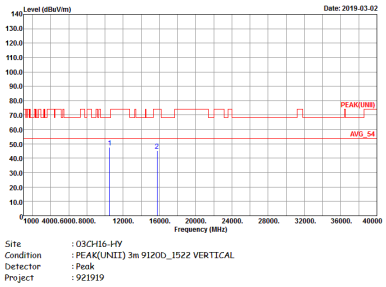 |

## Band 2 - 5250~5350MHz

## WIFI 802.11a (Band Edge @ 3m)

| WIFI | Band 2 5250~5350MHz Band Edge @ 3m | |
|---|---|---|
| ANT | 802.11a CH64 5320MHz | |
| 1 | Horizontal | Fundamental |
| Peak | 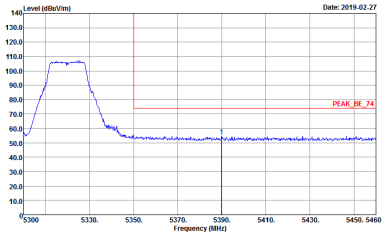 <br>Site : 03CH16-HY<br>Condition : PEAK_BE_74 3m 9120D_1522 HORIZONTAL<br>: RBW:1000.000KHz VBW:3000.000KHz SWT:Auto<br>Detector : Peak<br>Project : 921919 | 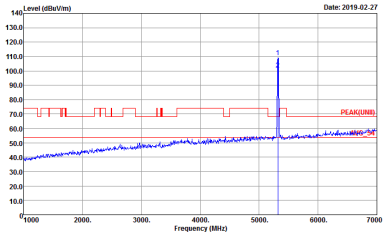 <br>Site : 03CH16-HY<br>Condition : PEAK(UNII) 3m 9120D_1522 HORIZONTAL<br>: RBW:1000.000KHz VBW:3000.000KHz SWT:Auto<br>Detector : Peak<br>Project : 921919 |
| Avg. | 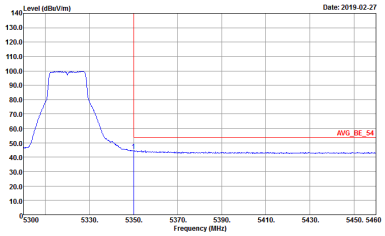 <br>Site : 03CH16-HY<br>Condition : AVG_BE_54 3m 9120D_1522 HORIZONTAL<br>: RBW:1000.000KHz VBW:1.000KHz SWT:Auto<br>Detector : Peak<br>Project : 921919 | Left blank |

| WIFI | Band 2 5250~5350MHz Band Edge @ 3m | |
|---|---|---|
| ANT | 802.11a CH64 5320MHz | |
| 1 | Vertical | Fundamental |
| Peak | 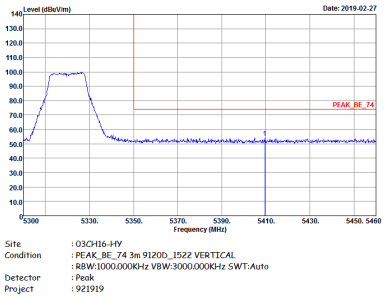 | 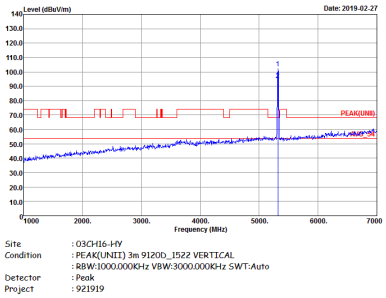 |
| Avg. | 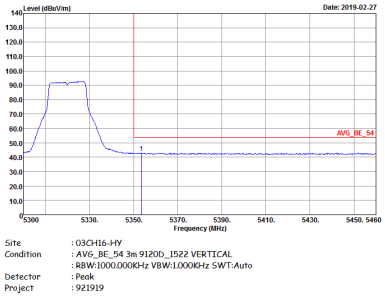 | Left blank |

## Band 2 5250~5350MHz

## WIFI 802.11n HT40 (Band Edge @ 3m)

| WIFI | Band 2 5250~5350MHz Band Edge @ 3m | |
|---|---|---|
| ANT | 802.11n HT40 CH62 5310 - L | |
| 1 | Horizontal | Fundamental |
| Peak | 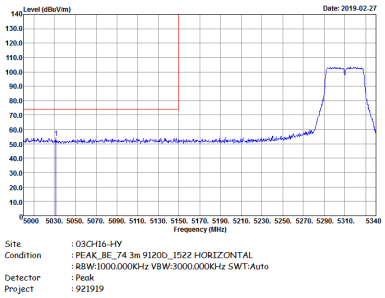 | 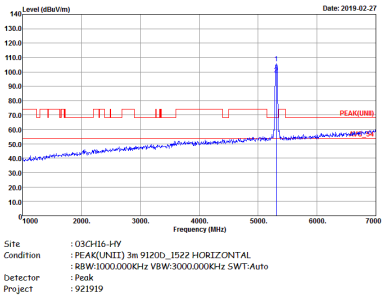 |
| Avg. | 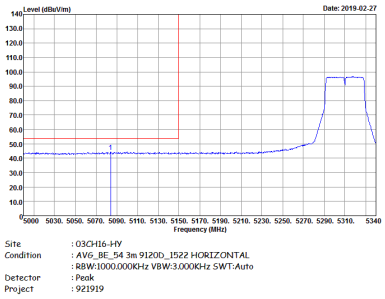 | Left blank |

| WIFI | Band 2 5250~5350MHz Band Edge @ 3m | |
|---|---|---|
| ANT | 802.11n HT40 CH62 5310 - R | |
| 1 | Horizontal | Fundamental |
| Peak | 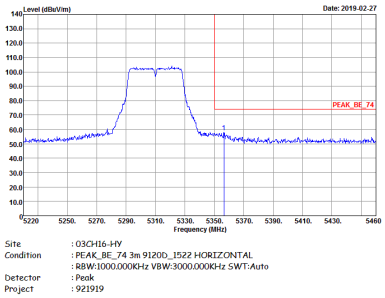 | Left blank |
| Avg. | 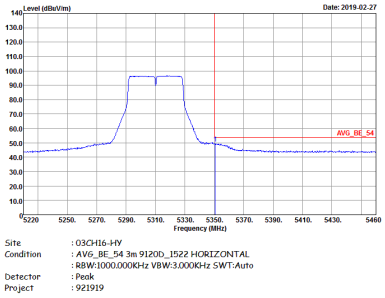 | Left blank |

| WIFI | Band 2 5250~5350MHz Band Edge @ 3m | |
|---|---|---|
| ANT | 802.11n HT40 CH62 5310 - L | |
| 1 | Vertical | Fundamental |
| Peak | 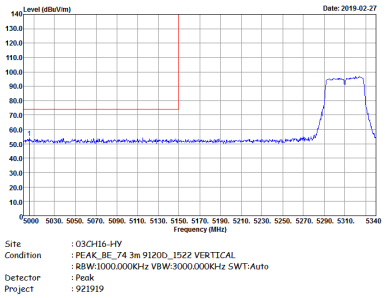 | 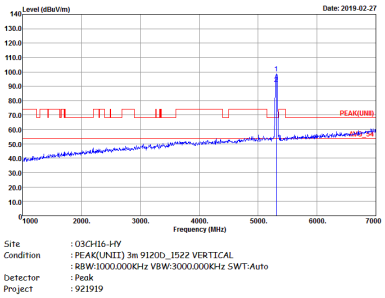 |
| Avg. | 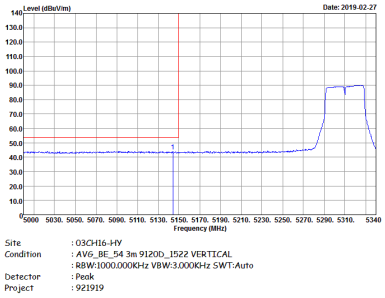 | Left blank |

| WIFI | Band 2 5250~5350MHz Band Edge @ 3m | |
|---|---|---|
| ANT | 802.11n HT40 CH62 5310 - R | |
| 1 | Vertical | Fundamental |
| Peak | 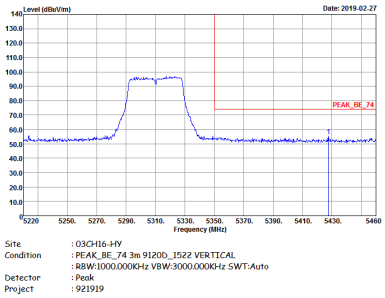 | Left blank |
| Avg. | 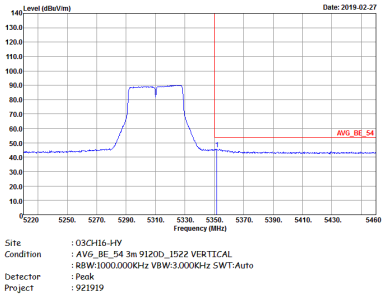 | Left blank |

## Band 2 5250~5350MHz

## WIFI 802.11ac VHT80 (Band Edge @ 3m)

| WIFI | Band 2 5250~5350MHz Band Edge @ 3m | |
|---|---|---|
| ANT | 802.11ac VHT80 CH58 5290MHz - L | |
| 1 | Horizontal | Fundamental |
| Peak | 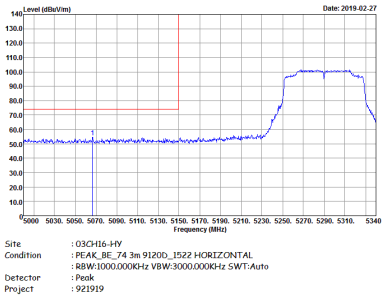 | 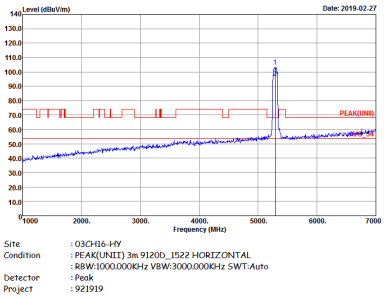 |
| Avg. | 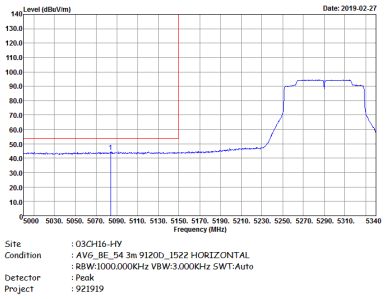 | Left blank |

| WIFI | Band 2 5250~5350MHz Band Edge @ 3m | |
|---|---|---|
| ANT | 802.11ac VHT80 CH58 5290MHz - R | |
| 1 | Horizontal | Fundamental |
| Peak | 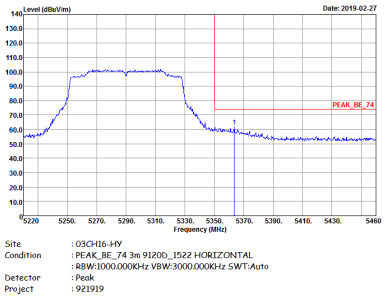 | Left blank |
| Avg. | 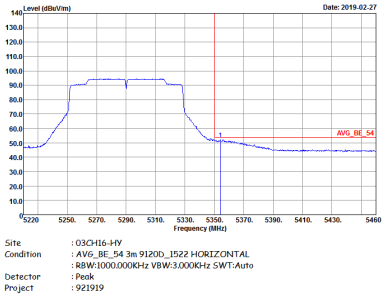 | Left blank |

| WIFI | Band 2 5250~5350MHz Band Edge @ 3m | |
|---|---|---|
| ANT | 802.11ac VHT80 CH58 5290MHz - L | |
| 1 | Vertical | Fundamental |
| Peak | 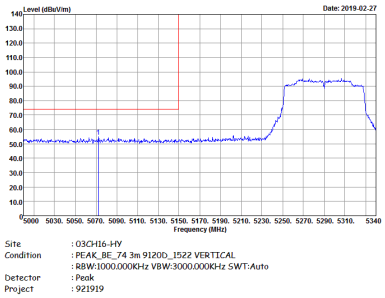 | 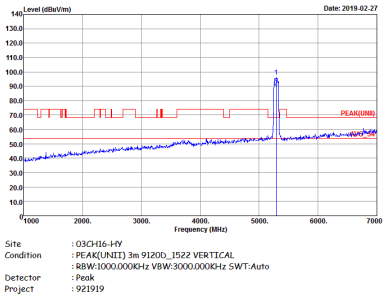 |
| Avg. | 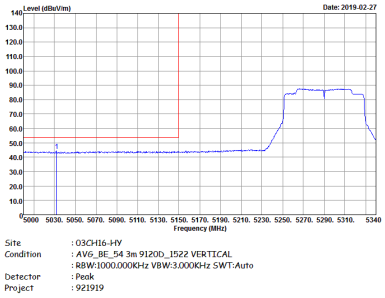 | Left blank |

| WIFI | Band 2 5250~5350MHz Band Edge @ 3m | |
|---|---|---|
| ANT | 802.11ac VHT80 CH58 5290MHz - R | |
| 1 | Vertical | Fundamental |
| Peak | 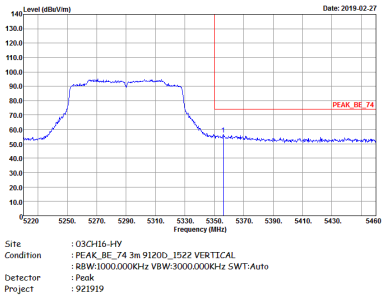 | Left blank |
| Avg. | 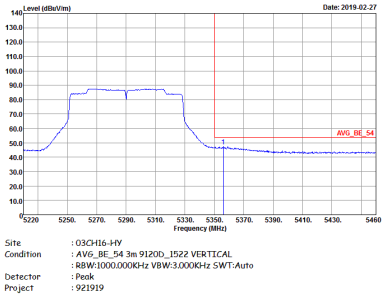 | Left blank |

## Band 2 - 5250~5350MHz

## WIFI 802.11a (Harmonic @ 3m)

| WIFI | Band 2 5250~5350MHz Harmonic @ 3m | |
|---|---|---|
| ANT | 802.11a CH64 5320MHz | |
| 1 | Horizontal | Vertical |
| Peak<br>Avg. | 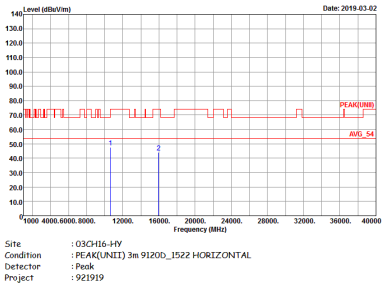 | 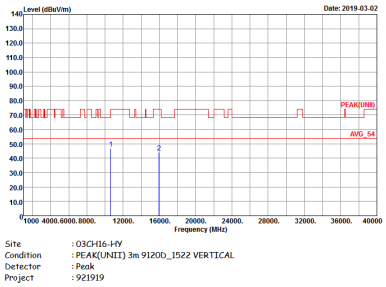 |

## Band 2 5250~5350MHz

## WIFI 802.11n HT40 (Harmonic @ 3m)

| WIFI | Band 2 5250~5350MHz Harmonic @ 3m | |
|---|---|---|
| ANT | 802.11n HT40 CH62 5310 | |
| 1 | Horizontal | Vertical |
| Peak<br>Avg. | 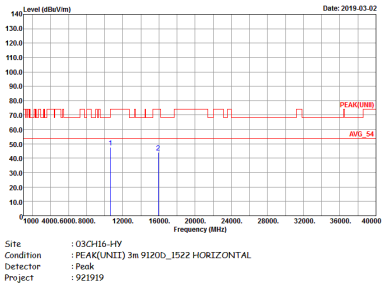 | 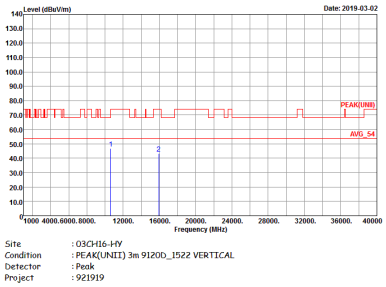 |

## Band 2 5250~5350MHz

## WIFI 802.11ac VHT80 (Harmonic @ 3m)

| WIFI | Band 2 5250~5350MHz Harmonic @ 3m | |
|---|---|---|
| ANT | 802.11ac VHT80 CH58 5290MHz | |
| 1 | Horizontal | Vertical |
| Peak<br>Avg. | 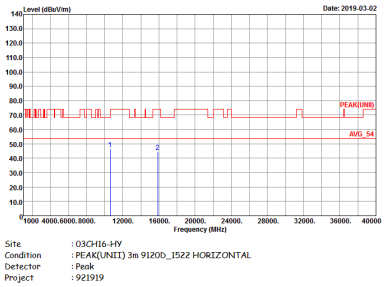 | 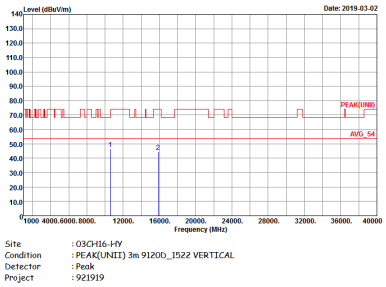 |

## Band 3 - 5470~5725MHz

## WIFI 802.11ac VHT160 (Band Edge @ 3m)

| WIFI | Band 3 5470~5725MHz Band Edge @ 3m | |
|---|---|---|
| ANT | 802.11ac VHT160 CH114 5530MHz - L | |
| 1 | Horizontal | Fundamental |
| Peak | 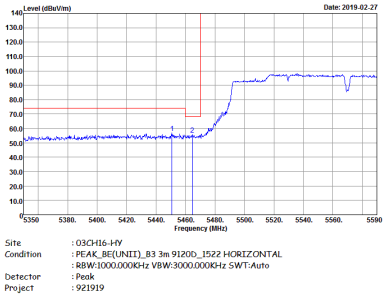 | 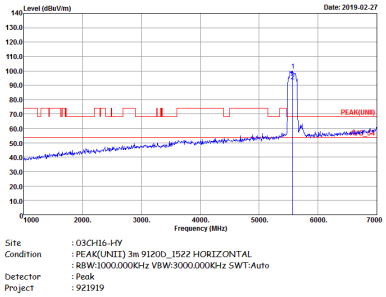 |
| Avg. | 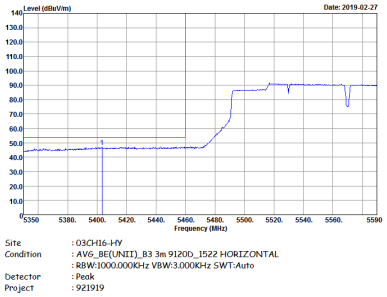 | Left blank |

| WIFI | Band 3 5470~5725MHz Band Edge @ 3m | |
|---|---|---|
| ANT | 802.11ac VHT160 CH114 5530MHz - R | |
| 1 | Horizontal | Fundamental |
| Peak | 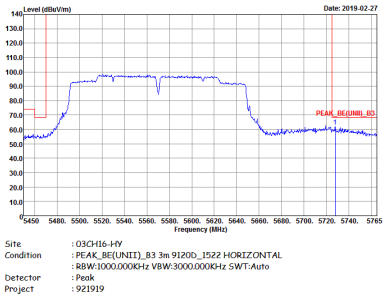 | Left blank |

| WIFI | Band 3 5470~5725MHz Band Edge @ 3m | |
|---|---|---|
| ANT | 802.11ac VHT160 CH114 5530MHz - L | |
| 1 | Vertical | Fundamental |
| Peak | 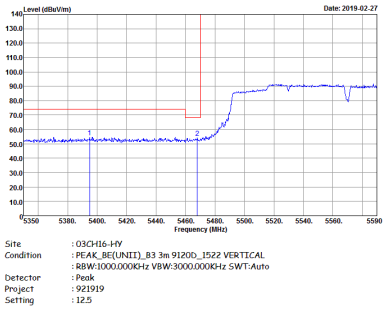 | 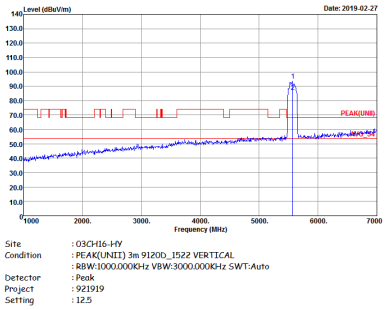 |
| Avg. | 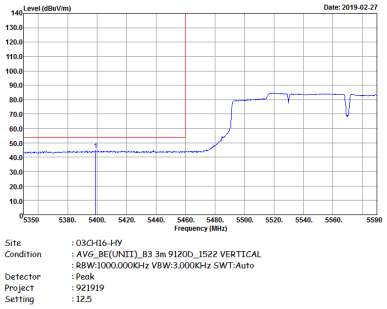 | Left blank |

| WIFI | Band 3 5470~5725MHz Band Edge @ 3m | |
|---|---|---|
| ANT | 802.11ac VHT160 CH114 5530MHz - R | |
| 1 | Vertical | Fundamental |
| Peak | 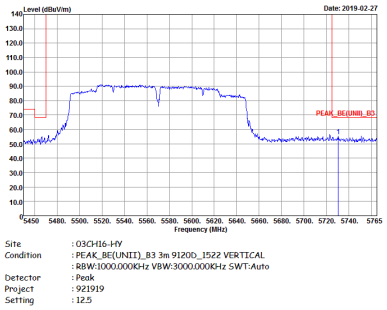 | Left blank |

## Band 3 5470~5725MHz

## WIFI 802.11ac VHT160 (Harmonic @ 3m)

| WIFI | Band 3 5470~5725MHz Harmonic @ 3m | |
|---|---|---|
| ANT | 802.11ac VHT160 CH114 5530MHz | |
| 1 | Horizontal | Vertical |
| Peak<br>Avg. | 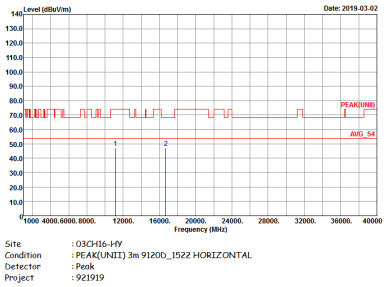 | 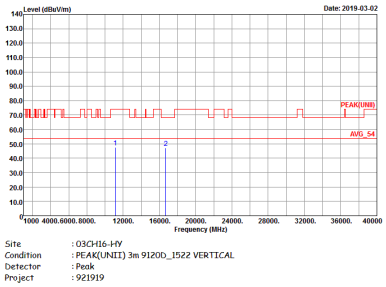 |

## Band 3 - Straddle Channel

## WIFI 802.11ac VHT80 (Band Edge @ 3m)

| WIFI | Band 3 Straddle Channel Band Edge @ 3m | |
|---|---|---|
| ANT | 802.11ac VHT80 CH138 5690MHz - L | |
| 1 | Horizontal | Fundamental |
| Peak | 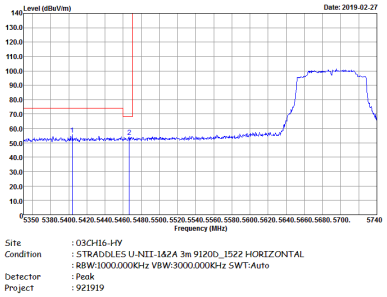 | 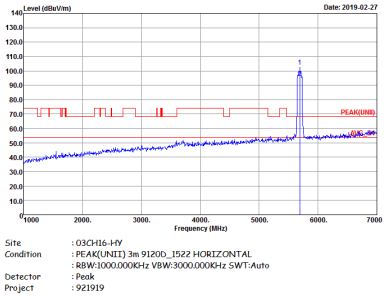 |
| Avg. | 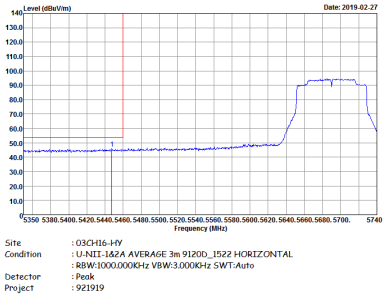 | Left blank |

| WIFI | Band 3 Straddle Channel Band Edge @ 3m | |
|---|---|---|
| ANT | 802.11ac VHT80 CH138 5690MHz - R | |
| 1 | Horizontal | Fundamental |
| Peak | 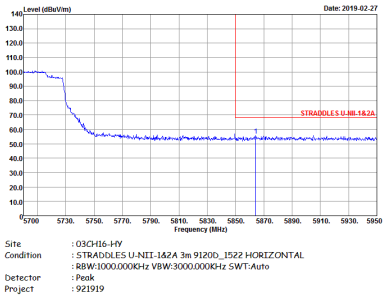 | Left blank |

| WIFI | Band 3 Straddle Channel Band Edge @ 3m | |
|---|---|---|
| ANT | 802.11ac VHT80 CH138 5690MHz - L | |
| 1 | Vertical | Fundamental |
| Peak | 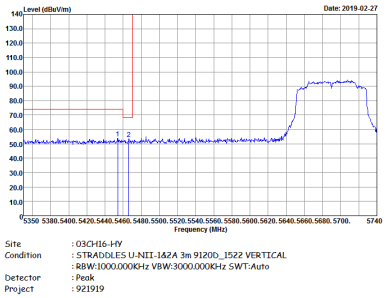 | 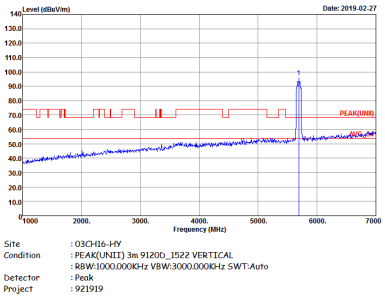 |
| Avg. | 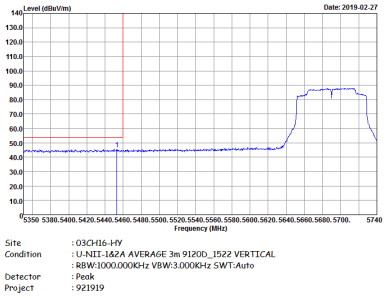 | Left blank |

| WIFI | Band 3 Straddle Channel Band Edge @ 3m | |
|---|---|---|
| ANT | 802.11ac VHT80 CH138 5690MHz - R | |
| 1 | Vertical | Fundamental |
| Peak | 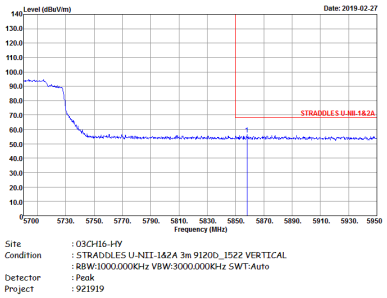 | Left blank |

## Band 3 – Straddle Channel

## WIFI 802.11ac VHT80 (Harmonic @ 3m)

| WIFI | Band 3 Straddle Channel Harmonic @ 3m | |
|---|---|---|
| ANT | 802.11ac VHT80 CH138 5690MHz | |
| 1 | Horizontal | Vertical |
| Peak<br>Avg. | 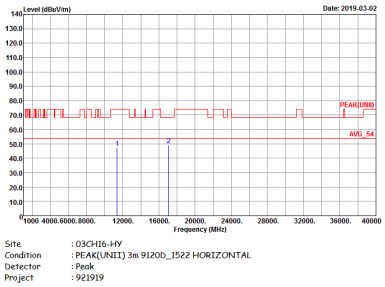 | 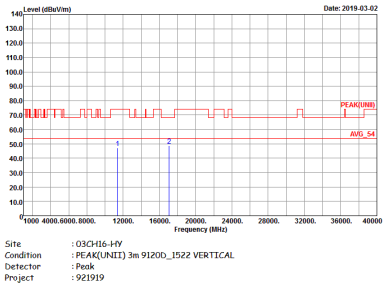 |

## Emission below 1GHz

## 5GHz WIFI 802.11ac VHT160 (LF)

| WIFI | 5GHz WIFI | |
|---|---|---|
| ANT | 802.11ac VHT160 LF | |
| 1 | Horizontal | Vertical |
| QP / Peak | 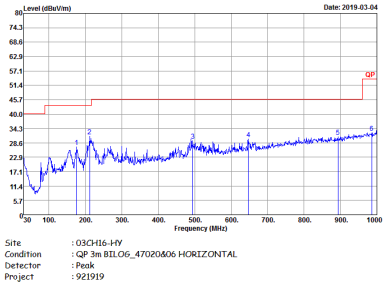 | 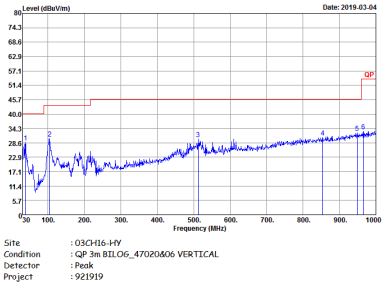 |

## Band 3 - 5470~5725MHz

## WIFI 802.11a (Band Edge @ 3m)

| WIFI | Band 3 5470~5725MHz Band Edge @ 3m | |
|---|---|---|
| ANT | 802.11a CH100 5500MHz | |
| 2 | Horizontal | Fundamental |
| Peak | 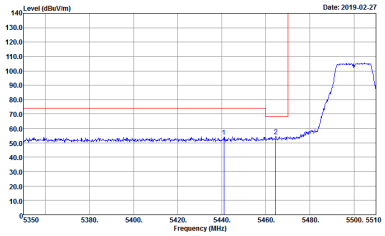 <br>Site : 03CH16-HY<br>Condition : PEAK_BE(UNII)_B3 3m 9120D_1522 HORIZONTAL<br>: RBW:1000.000KHz VBW:3000.000KHz SWT:Auto<br>Detector : Peak<br>Project : 921919 | 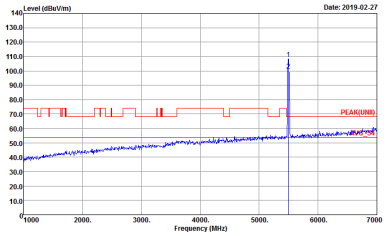 <br>Site : 03CH16-HY<br>Condition : PEAK(UNII) 3m 9120D_1522 HORIZONTAL<br>: RBW:1000.000KHz VBW:3000.000KHz SWT:Auto<br>Detector : Peak<br>Project : 921919 |
| Avg. | 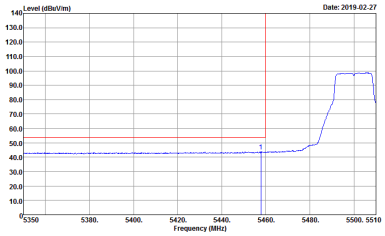 <br>Site : 03CH16-HY<br>Condition : AVG_BE(UNII)_B3 3m 9120D_1522 HORIZONTAL<br>: RBW:1000.000KHz VBW:1.000KHz SWT:Auto<br>Detector : Peak<br>Project : 921919 | Left blank |

| WIFI | Band 3 5470~5725MHz Band Edge @ 3m | |
|---|---|---|
| ANT | 802.11a CH100 5500MHz | |
| 2 | Vertical | Fundamental |
| Peak | 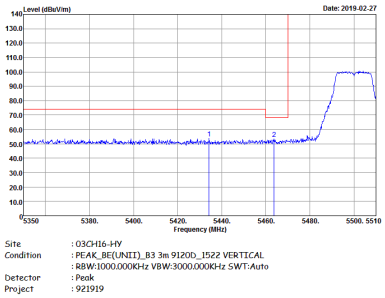 | 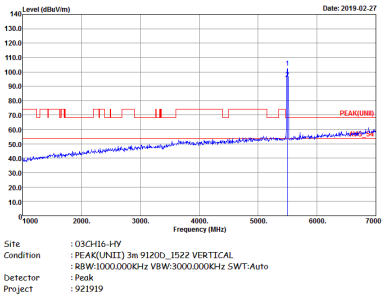 |
| Avg. | 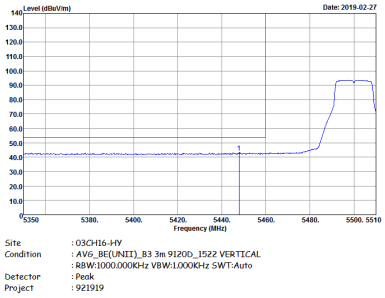 | Left blank |

## Band 3 5470~5725MHz

## WIFI 802.11n HT40 (Band Edge @ 3m)

| WIFI | Band 3 5470~5725MHz Band Edge @ 3m | |
|---|---|---|
| ANT | 802.11n HT40 CH102 5510MHz - L | |
| 2 | Horizontal | Fundamental |
| Peak | 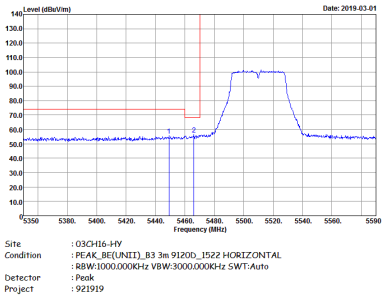 | 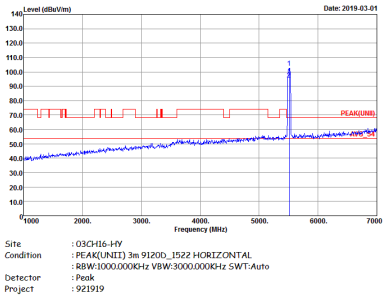 |
| Avg. | 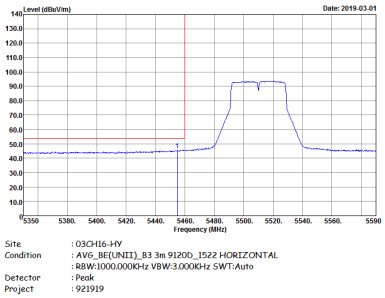 | Left blank |

| WIFI | Band 3 5470~5725MHz Band Edge @ 3m | |
|---|---|---|
| ANT | 802.11n HT40 CH102 5510MHz - R | |
| 2 | Horizontal | Fundamental |
| Peak | 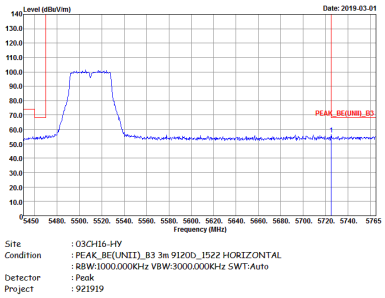 | Left blank |

| WIFI | Band 3 5470~5725MHz Band Edge @ 3m | |
|---|---|---|
| ANT | 802.11n HT40 CH102 5510MHz - L | |
| 2 | Vertical | Fundamental |
| Peak | 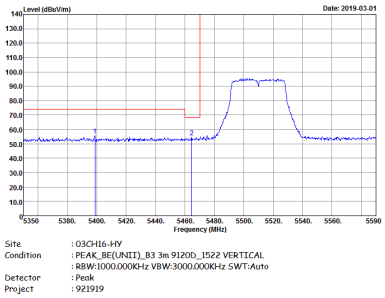 | 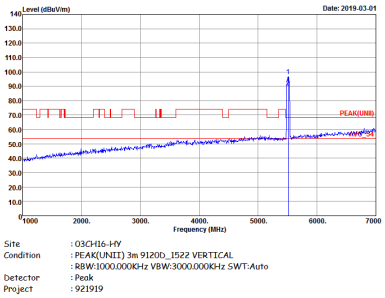 |
| Avg. | 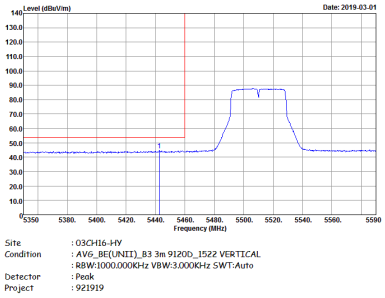 | Left blank |

| WIFI | Band 3 5470~5725MHz Band Edge @ 3m | |
|---|---|---|
| ANT | 802.11n HT40 CH102 5510MHz - R | |
| 2 | Vertical | Fundamental |
| Peak | 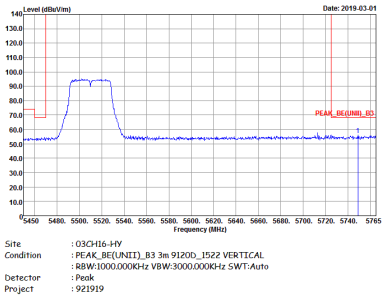 | Left blank |

## Band 3 - 5470~5725MHz

## WIFI 802.11a (Harmonic @ 3m)

| WIFI | Band 3 5470~5725MHz Harmonic @ 3m | |
|---|---|---|
| ANT | 802.11a CH100 5500MHz | |
| 2 | Horizontal | Vertical |
| Peak<br>Avg. | 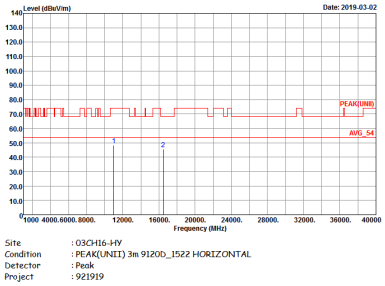 | 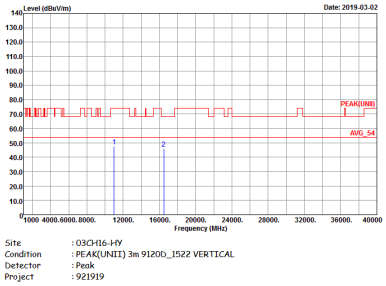 |

## Band 3 5470~5725MHz

## WIFI 802.11n HT40 (Harmonic @ 3m)

| WIFI | Band 3 5470~5725MHz Harmonic @ 3m | |
|---|---|---|
| ANT | 802.11n HT40 CH102 5510MHz | |
| 2 | Horizontal | Vertical |
| Peak<br>Avg. | 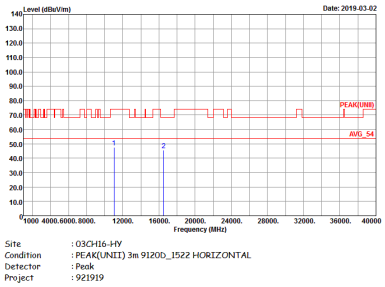 | 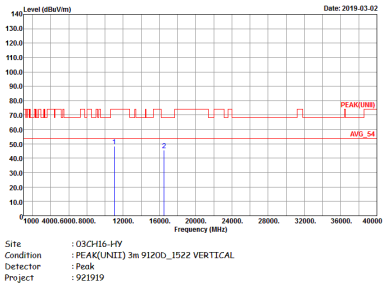 |

## Band 1 - 5150~5250MHz

## WIFI 802.11n HT20 (Band Edge @ 3m)

| WIFI | Band 1 5150~5250MHz Band Edge @ 3m | |
|---|---|---|
| ANT | 802.11n HT20 CH44 5220MHz - L | |
| 1+2 | Horizontal | Fundamental |
| Peak | 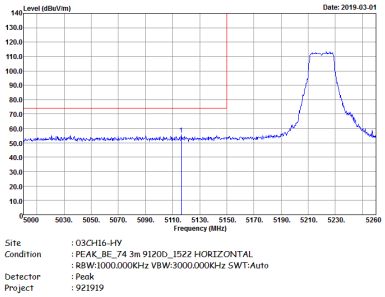 | 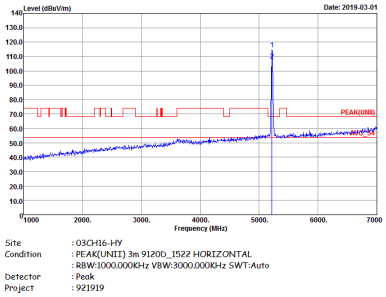 |
| Avg. | 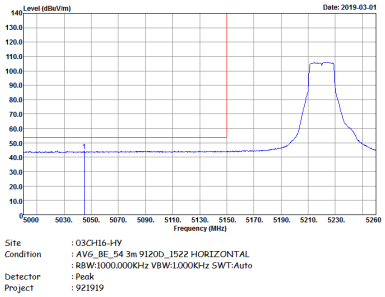 | Left blank |

| WIFI | Band 1 5150~5250MHz Band Edge @ 3m | |
|---|---|---|
| ANT | 802.11n HT20 CH44 5220MHz - R | |
| 1+2 | Horizontal | Fundamental |
| Peak | 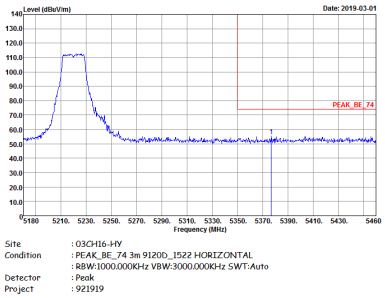 | Left blank |
| Avg. | 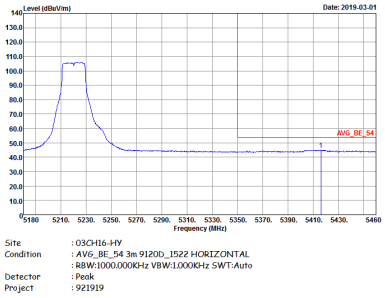 | Left blank |

| WIFI | Band 1 5150~5250MHz Band Edge @ 3m | |
|---|---|---|
| ANT | 802.11n HT20 CH44 5220MHz - L | |
| 1+2 | Vertical | Fundamental |
| Peak | 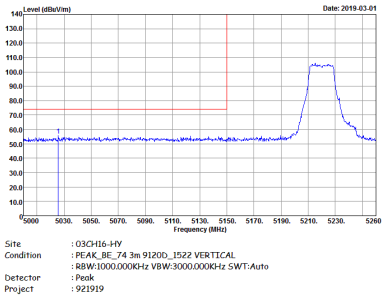 | 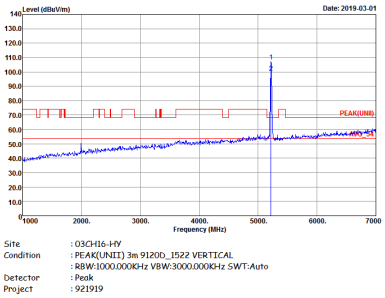 |
| Avg. | 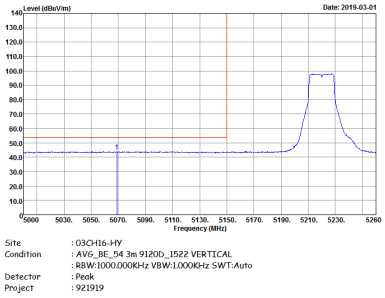 | Left blank |

| WIFI | Band 1 5150~5250MHz Band Edge @ 3m | |
|---|---|---|
| ANT | 802.11n HT20 CH44 5220MHz - R | |
| 1+2 | Vertical | Fundamental |
| Peak | 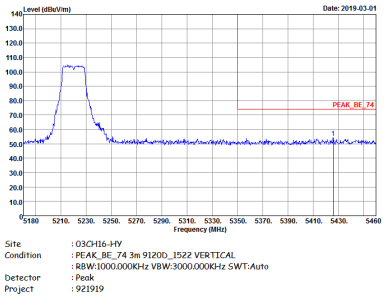 | Left blank |
| Avg. | 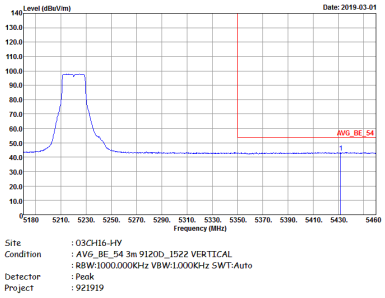 | Left blank |

## Band 1 5150~5250MHz

## WIFI 802.11n HT40 (Band Edge @ 3m)

| WIFI | Band 1 5150~5250MHz Band Edge @ 3m | |
|---|---|---|
| ANT | 802.11n HT40 CH38 5190MHz - L | |
| 1+2 | Horizontal | Fundamental |
| Peak | 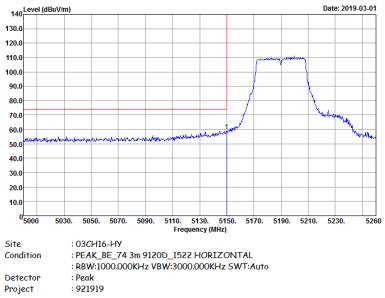 | 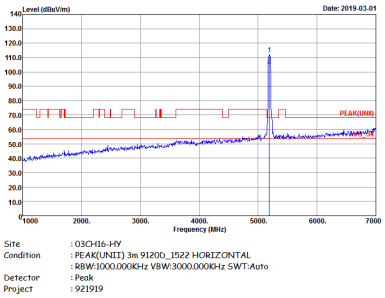 |
| Avg. | 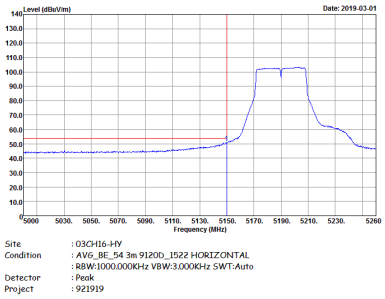 | Left blank |

| WIFI | Band 1 5150~5250MHz Band Edge @ 3m | |
|---|---|---|
| ANT | 802.11n HT40 CH38 5190MHz - R | |
| 1+2 | Horizontal | Fundamental |
| Peak | 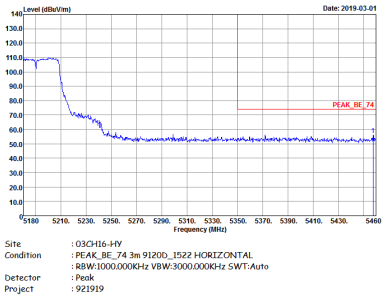 | Left blank |
| Avg. | 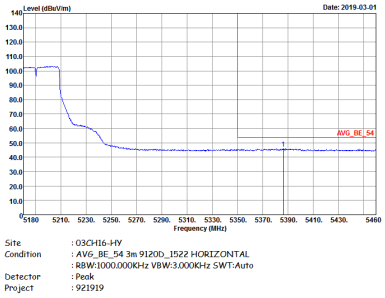 | Left blank |

| WIFI | Band 1 5150~5250MHz Band Edge @ 3m | |
|---|---|---|
| ANT | 802.11n HT40 CH38 5190MHz - L | |
| 1+2 | Vertical | Fundamental |
| Peak | 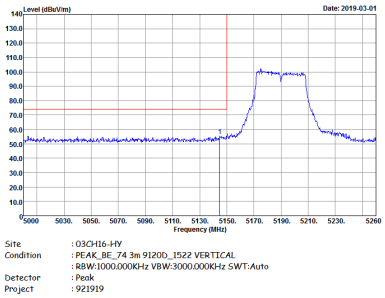 | 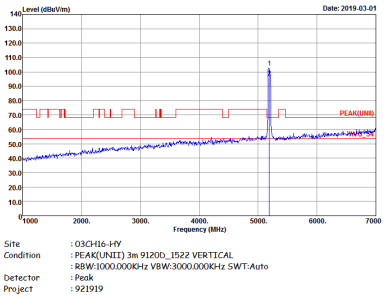 |
| Avg. | 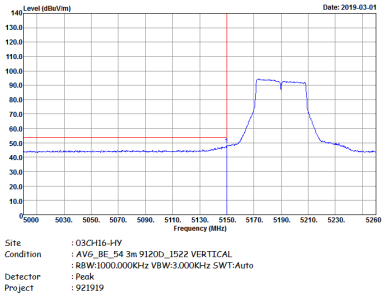 | Left blank |

| WIFI | Band 1 5150~5250MHz Band Edge @ 3m | |
|---|---|---|
| ANT | 802.11n HT40 CH38 5190MHz - R | |
| 1+2 | Vertical | Fundamental |
| Peak | 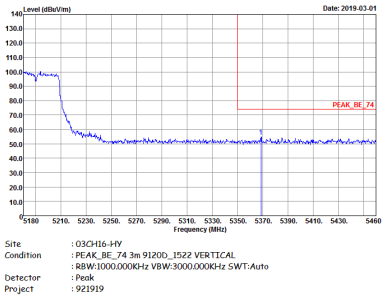 | Left blank |
| Avg. | 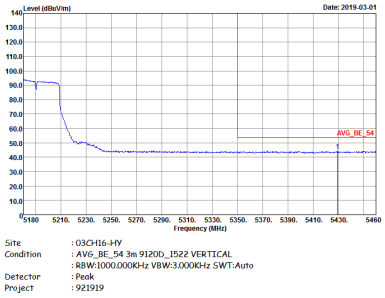 | Left blank |

## Band 1 5150~5250MHz

## WIFI 802.11ac VHT80 (Band Edge @ 3m)

| WIFI | Band 1 5150~5250MHz Band Edge @ 3m | |
|---|---|---|
| ANT | 802.11ac VHT80 CH42 5210MHz - L | |
| 1+2 | Horizontal | Fundamental |
| Peak | 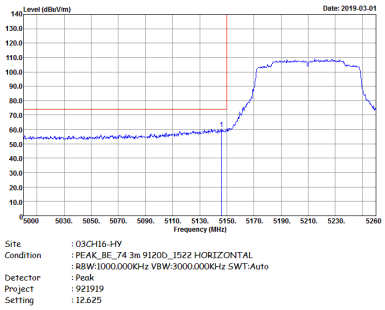 | 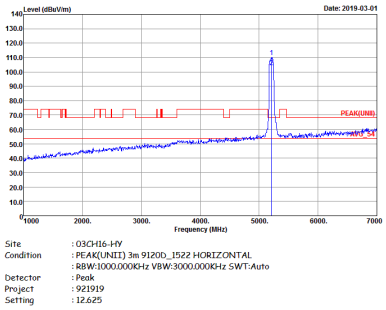 |
| Avg. | 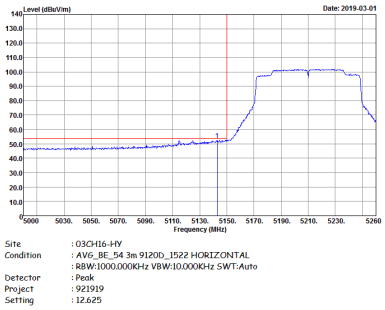 | Left blank |

| WIFI | Band 1 5150~5250MHz Band Edge @ 3m | |
|---|---|---|
| ANT | 802.11ac VHT80 CH42 5210MHz - R | |
| 1+2 | Horizontal | Fundamental |
| Peak | 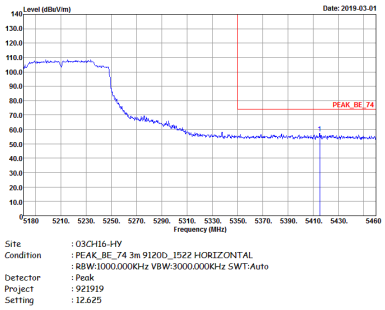 | Left blank |
| Avg. | 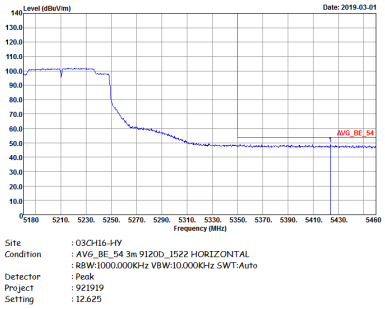 | Left blank |

| WIFI | Band 1 5150~5250MHz Band Edge @ 3m | |
|---|---|---|
| ANT | 802.11ac VHT80 CH42 5210MHz - L | |
| 1+2 | Vertical | Fundamental |
| Peak | 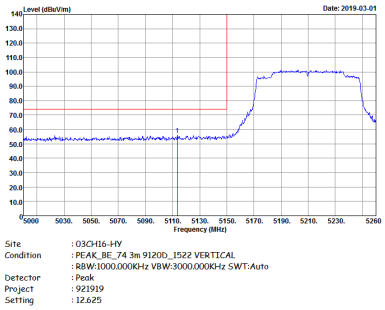 | 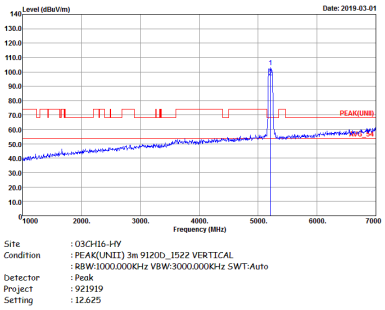 |
| Avg. | 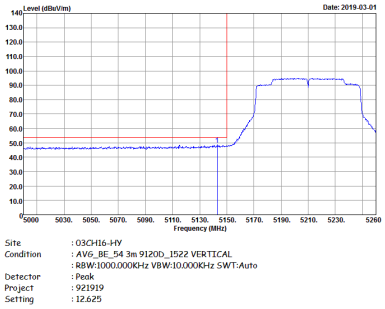 | Left blank |

| WIFI | Band 1 5150~5250MHz Band Edge @ 3m | |
|---|---|---|
| ANT | 802.11ac VHT80 CH42 5210MHz - R | |
| 1+2 | Vertical | Fundamental |
| Peak | 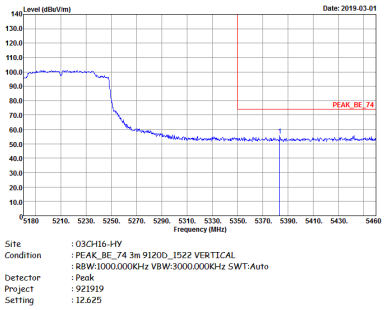 | Left blank |
| Avg. | 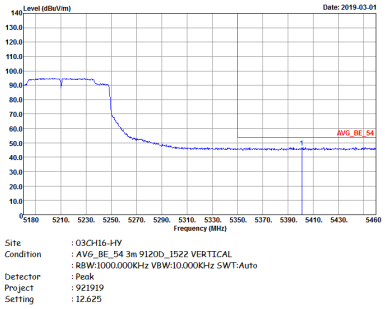 | Left blank |

## Band 1 5150~5250MHz

## WIFI 802.11ac VHT160 (Band Edge @ 3m)

| WIFI | Band 1 5150~5250MHz Band Edge @ 3m | |
|---|---|---|
| ANT | 802.11ac VHT160 CH50 5250MHz - L | |
| 1+2 | Horizontal | Fundamental |
| Peak | 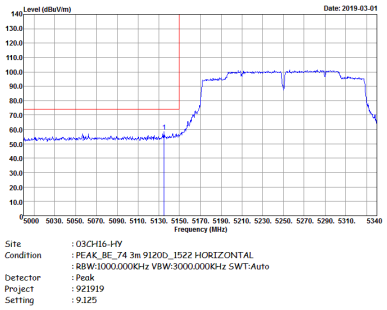 | 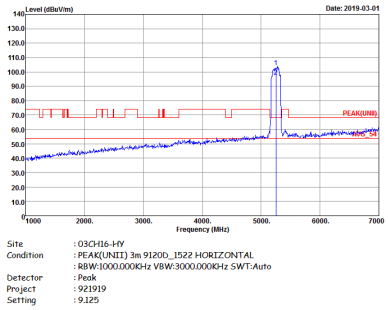 |
| Avg. | 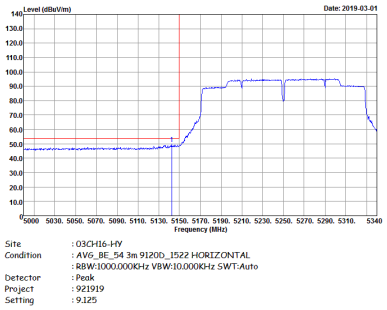 | Left blank |

| WIFI | Band 1 5150~5250MHz Band Edge @ 3m | |
|---|---|---|
| ANT | 802.11ac VHT160 CH50 5250MHz - R | |
| 1+2 | Horizontal | Fundamental |
| Peak | 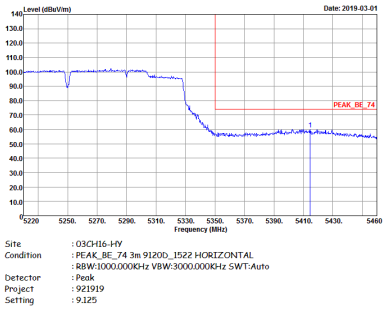 | Left blank |
| Avg. | 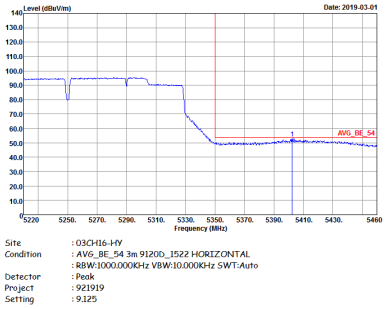 | Left blank |

| WIFI | Band 1 5150~5250MHz Band Edge @ 3m | |
|---|---|---|
| ANT | 802.11ac VHT160 CH50 5250MHz - L | |
| 1+2 | Vertical | Fundamental |
| Peak | 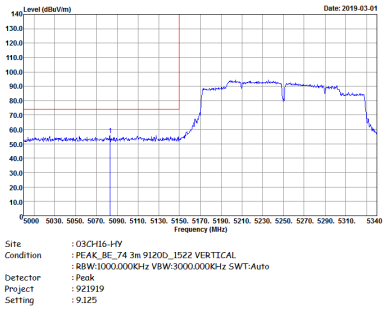 | 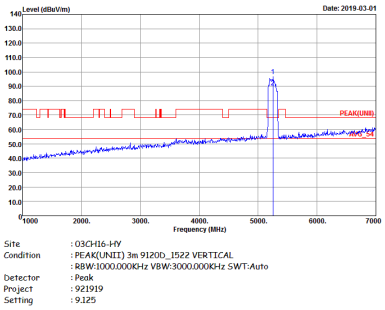 |
| Avg. | 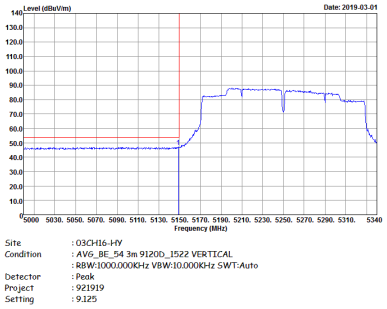 | Left blank |

| WIFI | Band 1 5150~5250MHz Band Edge @ 3m | |
|---|---|---|
| ANT | 802.11ac VHT160 CH50 5250MHz - R | |
| 1+2 | Vertical | Fundamental |
| Peak | 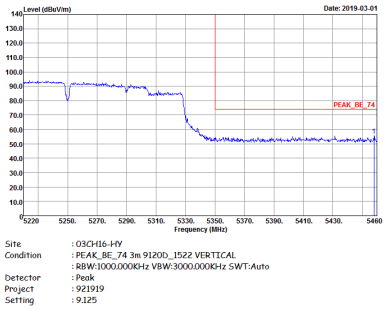 | Left blank |
| Avg. | 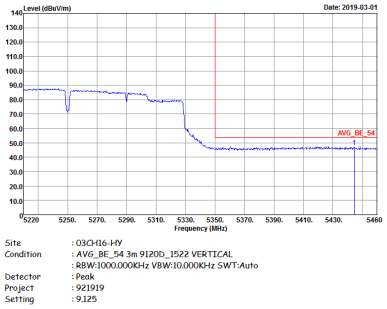 | Left blank |

## Band 1 5150~5250MHz

## WIFI 802.11n HT20 (Harmonic @ 3m)

| WIFI | Band 1 5150~5250MHz Harmonic @ 3m | |
|---|---|---|
| ANT | 802.11n HT20 CH44 5220MHz | |
| 1+2 | Horizontal | Vertical |
| Peak<br>Avg. | 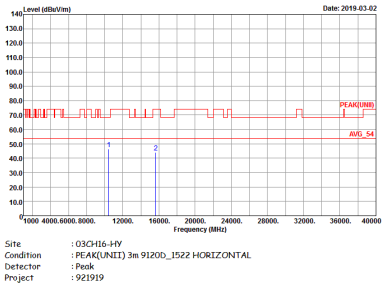 | 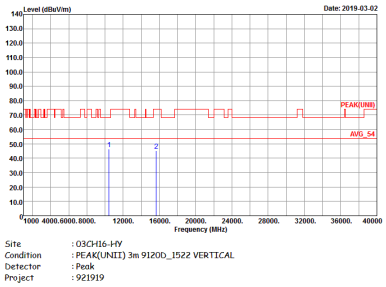 |

## Band 1 5150~5250MHz

## WIFI 802.11n HT40 (Harmonic @ 3m)

| WIFI | Band 1 5150~5250MHz Harmonic @ 3m | |
|---|---|---|
| ANT | 802.11n HT40 CH38 5190MHz | |
| 1+2 | Horizontal | Vertical |
| Peak<br>Avg. | 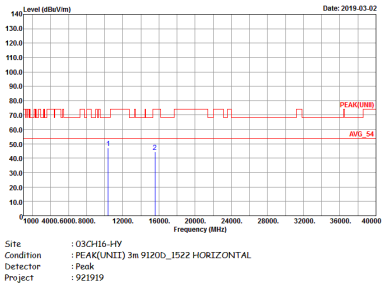 | 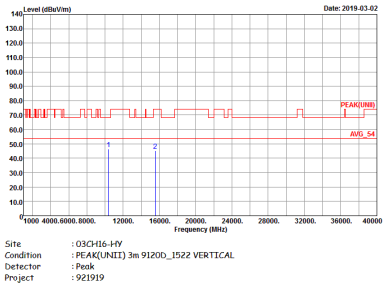 |

## Band 1 5150~5250MHz

## WIFI 802.11ac VHT80 (Harmonic @ 3m)

| WIFI | Band 1 5150~5250MHz Harmonic @ 3m | |
|---|---|---|
| ANT | 802.11ac VHT80 CH42 5210MHz | |
| 1+2 | Horizontal | Vertical |
| Peak<br>Avg. | 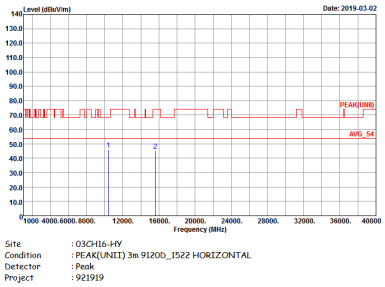 | 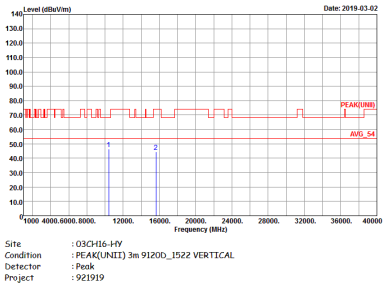 |

## Band 1 5150~5250MHz

## WIFI 802.11ac VHT160 (Harmonic @ 3m)

| WIFI | Band 1 5150~5250MHz Harmonic @ 3m | |
|---|---|---|
| ANT | 802.11ac VHT160 CH50 5250MHz | |
| 1+2 | Horizontal | Vertical |
| Peak<br>Avg. | 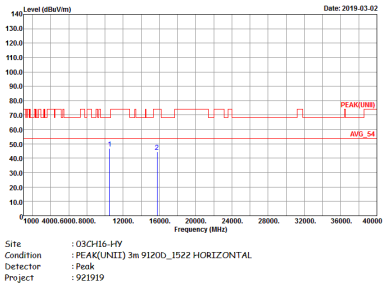 | 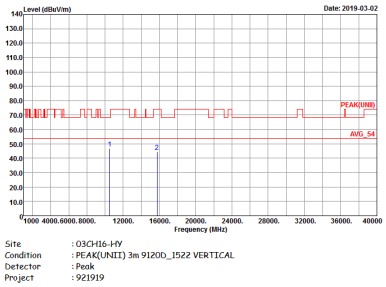 |

## Band 2 - 5250~5350MHz

## WIFI 802.11n HT20 (Band Edge @ 3m)

| WIFI | Band 2 5250~5350MHz Band Edge @ 3m | |
|---|---|---|
| ANT | 802.11n HT20 CH52 5260MHz - L | |
| 1+2 | Horizontal | Fundamental |
| Peak | 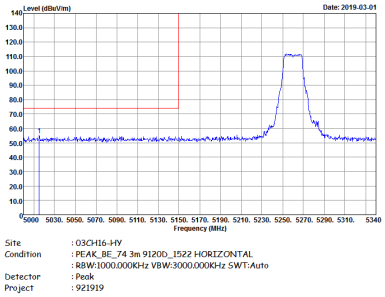 | 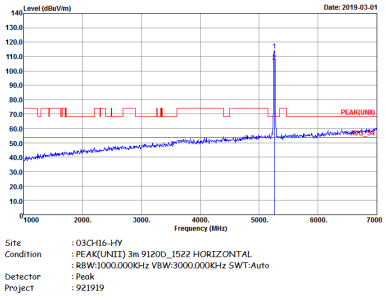 |
| Avg. | 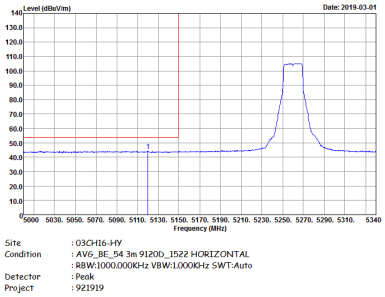 | Left blank |

| WIFI | Band 2 5250~5350MHz Band Edge @ 3m | |
|---|---|---|
| ANT | 802.11n HT20 CH52 5260MHz - R | |
| 1+2 | Horizontal | Fundamental |
| Peak | 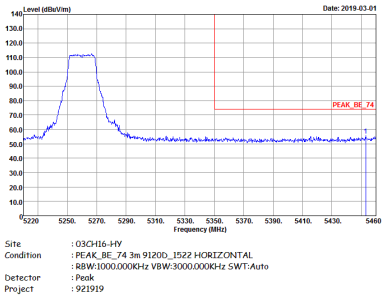 | Left blank |
| Avg. | 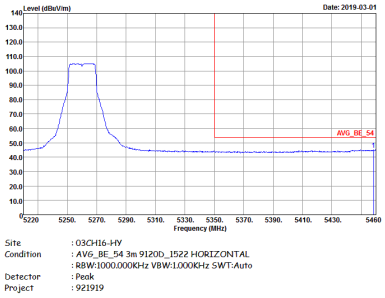 | Left blank |

| WIFI | Band 2 5250~5350MHz Band Edge @ 3m | |
|---|---|---|
| ANT | 802.11n HT20 CH52 5260MHz - L | |
| 1+2 | Vertical | Fundamental |
| Peak | 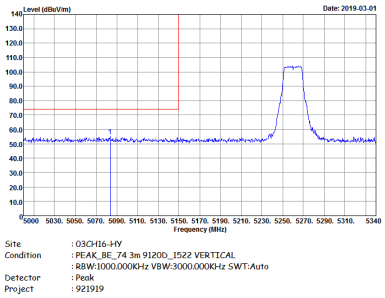 | 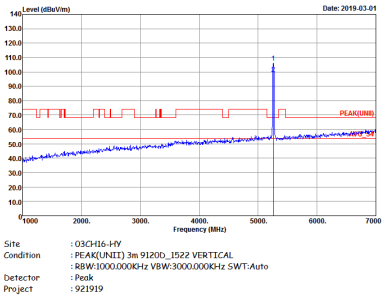 |
| Avg. | 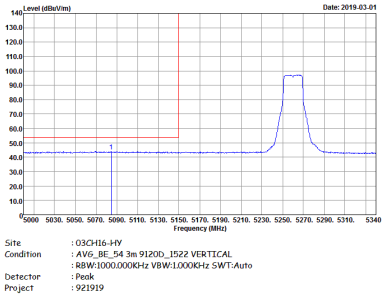 | Left blank |

| WIFI | Band 2 5250~5350MHz Band Edge @ 3m | |
|---|---|---|
| ANT | 802.11n HT20 CH52 5260MHz - R | |
| 1+2 | Vertical | Fundamental |
| Peak | 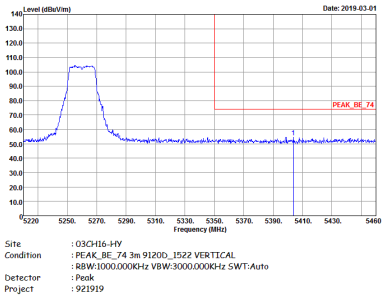 | Left blank |
| Avg. | 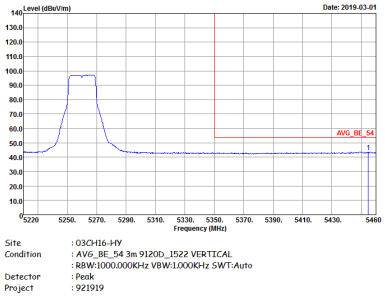 | Left blank |

## Band 2 5250~5350MHz

## WIFI 802.11n HT40 (Band Edge @ 3m)

| WIFI | Band 2 5250~5350MHz Band Edge @ 3m | |
|---|---|---|
| ANT | 802.11n HT40 CH62 5310MHz - L | |
| 1+2 | Horizontal | Fundamental |
| Peak | 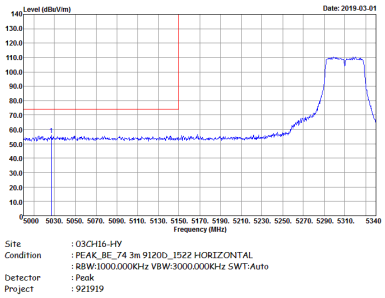 | 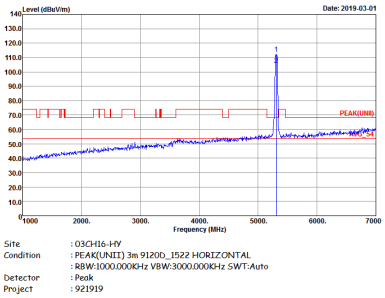 |
| Avg. | 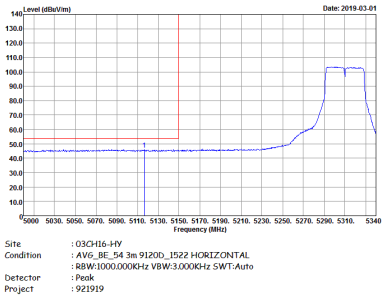 | Left blank |

| WIFI | Band 2 5250~5350MHz Band Edge @ 3m | |
|---|---|---|
| ANT | 802.11n HT40 CH62 5310MHz - R | |
| 1+2 | Horizontal | Fundamental |
| Peak | 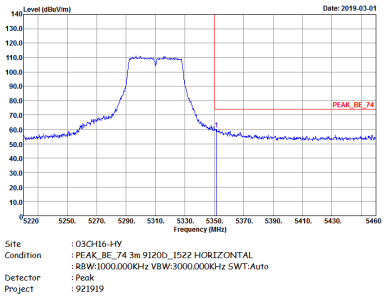 | Left blank |
| Avg. | 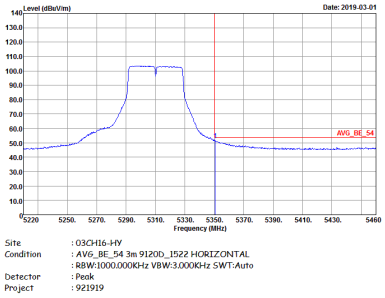 | Left blank |

| WIFI | Band 2 5250~5350MHz Band Edge @ 3m | |
|---|---|---|
| ANT | 802.11n HT40 CH62 5310MHz - L | |
| 1+2 | Vertical | Fundamental |
| Peak | 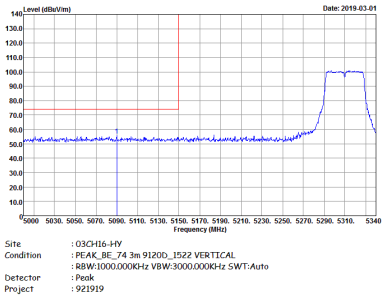 | 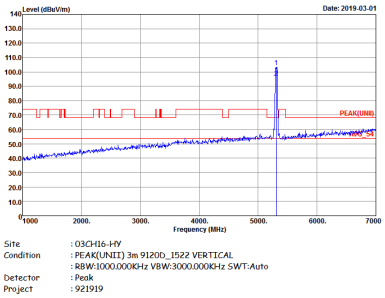 |
| Avg. | 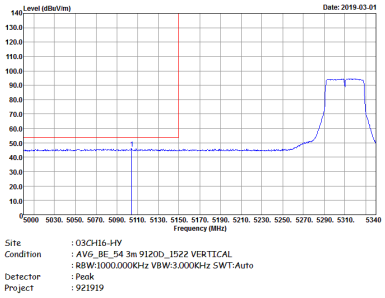 | Left blank |

| WIFI | Band 2 5250~5350MHz Band Edge @ 3m | |
|---|---|---|
| ANT | 802.11n HT40 CH62 5310MHz - R | |
| 1+2 | Vertical | Fundamental |
| Peak | 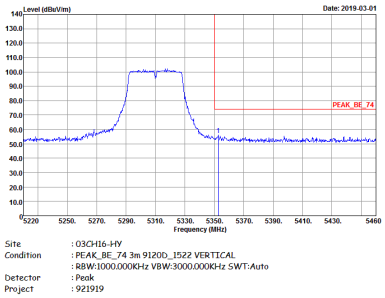 | Left blank |
| Avg. | 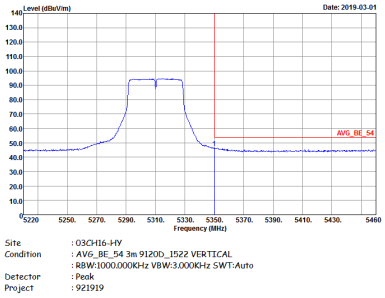 | Left blank |

## Band 2 5250~5350MHz

## WIFI 802.11ac VHT80 (Band Edge @ 3m)

| WIFI | Band 2 5250~5350MHz Band Edge @ 3m | |
|---|---|---|
| ANT | 802.11ac VHT80 CH58 5290MHz - L | |
| 1+2 | Horizontal | Fundamental |
| Peak | 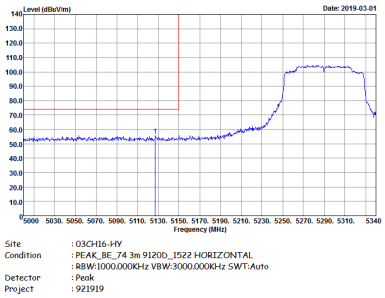 | 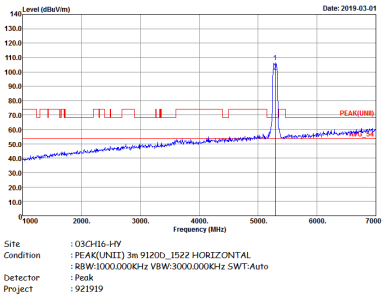 |
| Avg. | 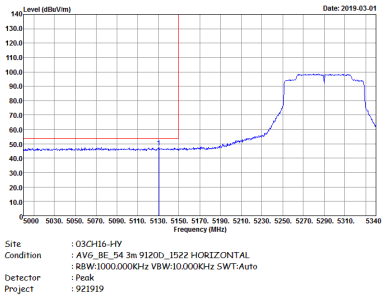 | Left blank |

| WIFI | Band 2 5250~5350MHz Band Edge @ 3m | |
|---|---|---|
| ANT | 802.11ac VHT80 CH58 5290MHz - R | |
| 1+2 | Horizontal | Fundamental |
| Peak | 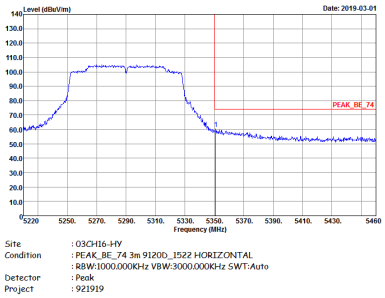 | Left blank |
| Avg. | 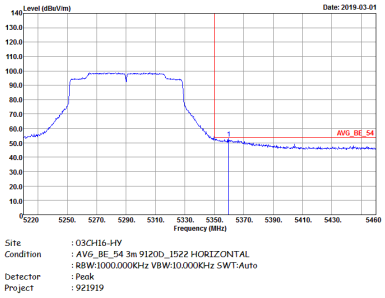 | Left blank |

| WIFI | Band 2 5250~5350MHz Band Edge @ 3m | |
|---|---|---|
| ANT | 802.11ac VHT80 CH58 5290MHz - L | |
| 1+2 | Vertical | Fundamental |
| Peak | 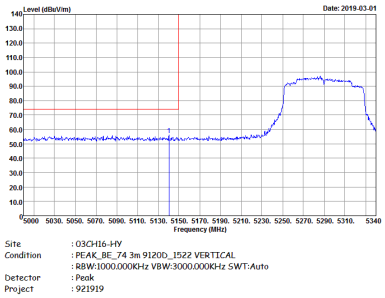 | 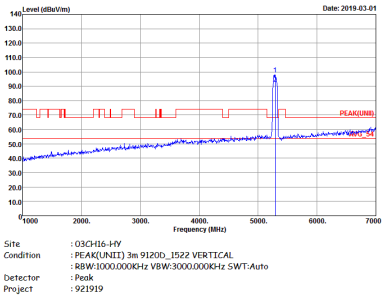 |
| Avg. | 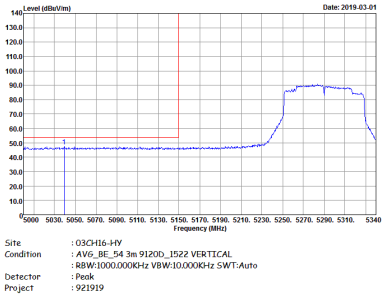 | Left blank |

| WIFI | Band 2 5250~5350MHz Band Edge @ 3m | |
|---|---|---|
| ANT | 802.11ac VHT80 CH58 5290MHz - R | |
| 1+2 | Vertical | Fundamental |
| Peak | 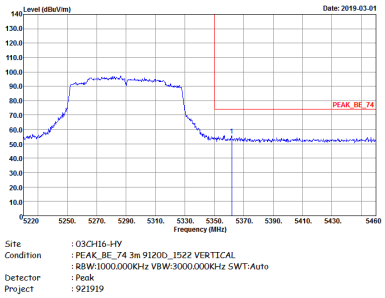 | Left blank |
| Avg. | 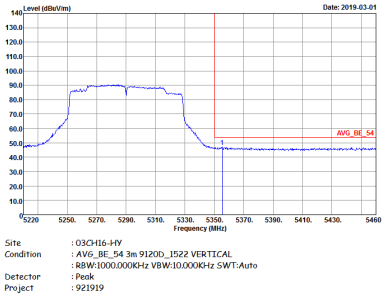 | Left blank |

## Band 2 5250~5350MHz

## WIFI 802.11n HT20 (Harmonic @ 3m)

| WIFI | Band 2 5250~5350MHz Harmonic @ 3m | |
|---|---|---|
| ANT | 802.11n HT20 CH52 5260MHz | |
| 1+2 | Horizontal | Vertical |
| Peak<br>Avg. | 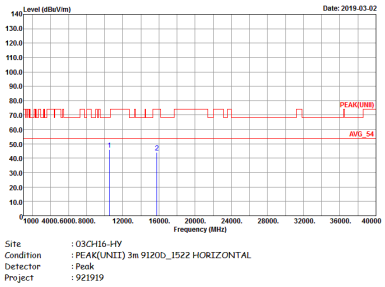 | 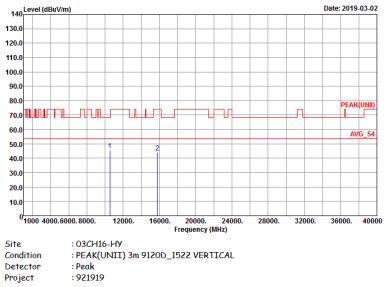 |

## Band 2 5250~5350MHz

## WIFI 802.11n HT40 (Harmonic @ 3m)

| WIFI | Band 2 5250~5350MHz Harmonic @ 3m | |
|---|---|---|
| ANT | 802.11n HT40 CH62 5310MHz | |
| 1+2 | Horizontal | Vertical |
| Peak<br>Avg. | 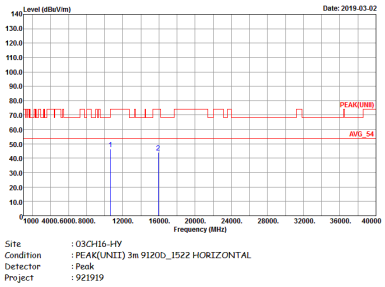 | 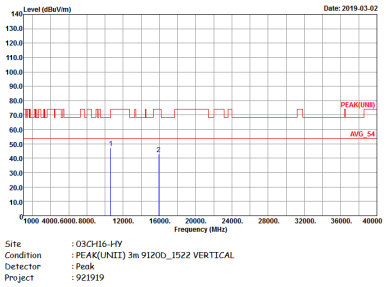 |

## Band 2 5250~5350MHz

## WIFI 802.11ac VHT80 (Harmonic @ 3m)

| WIFI | Band 2 5250~5350MHz Harmonic @ 3m | |
|---|---|---|
| ANT | 802.11ac VHT80 CH58 5290MHz | |
| 1+2 | Horizontal | Vertical |
| Peak<br>Avg. | 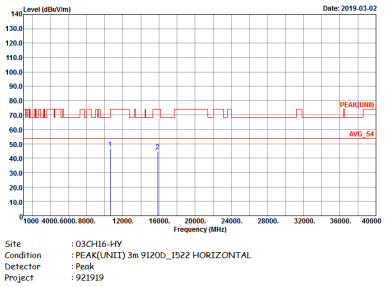 | 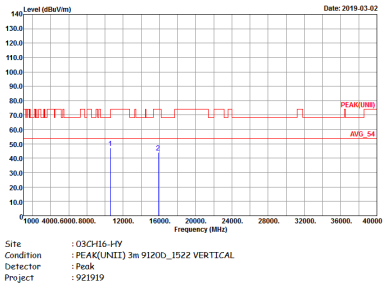 |

## Band 3 - 5470~5725MHz

## WIFI 802.11n HT20 (Band Edge @ 3m)

| WIFI | Band 3 5470~5725MHz Band Edge @ 3m | |
|---|---|---|
| ANT | 802.11n HT20 CH116 5580MHz - L | |
| 1+2 | Horizontal | Fundamental |
| Peak | 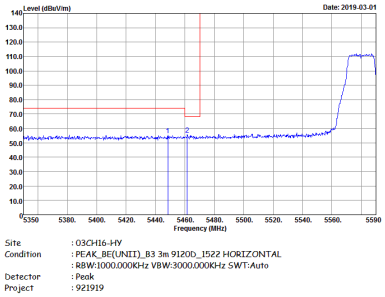 | 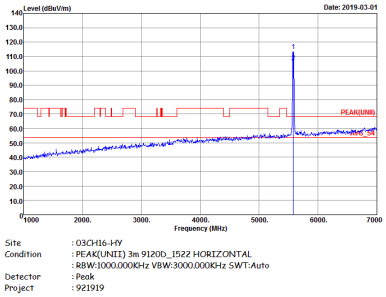 |
| Avg. | 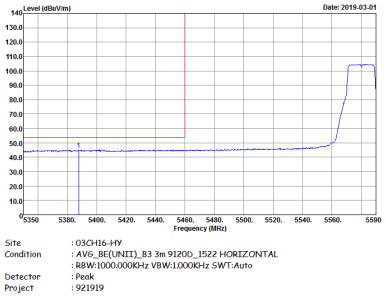 | Left blank |

| WIFI | Band 3 5470~5725MHz Band Edge @ 3m | |
|---|---|---|
| ANT | 802.11n HT20 CH116 5580MHz - R | |
| 1+2 | Horizontal | Fundamental |
| Peak | 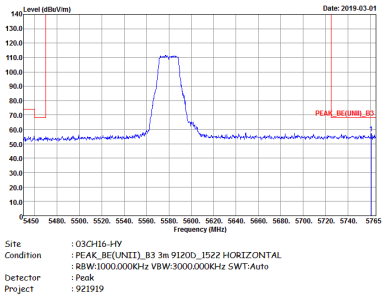 | Left blank |

| WIFI | Band 3 5470~5725MHz Band Edge @ 3m | |
|---|---|---|
| ANT | 802.11n HT20 CH116 5580MHz - L | |
| 1+2 | Vertical | Fundamental |
| Peak | 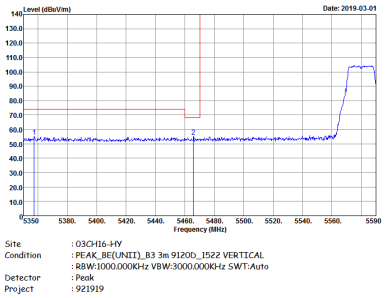 | 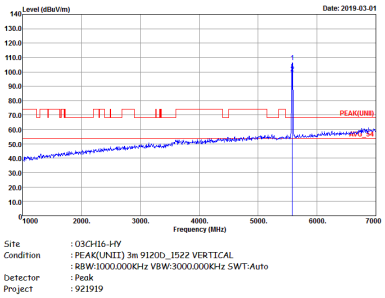 |
| Avg. | 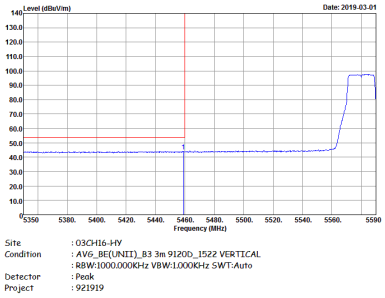 | Left blank |

| WIFI | Band 3 5470~5725MHz Band Edge @ 3m | |
|---|---|---|
| ANT | 802.11n HT20 CH116 5580MHz - R | |
| 1+2 | Vertical | Fundamental |
| Peak | 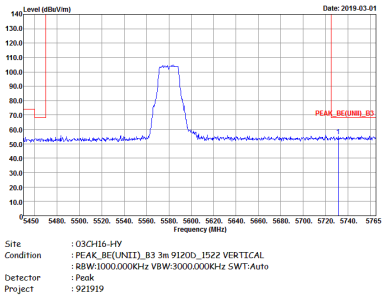 | Left blank |

## Band 3 5470~5725MHz

## WIFI 802.11n HT40 (Band Edge @ 3m)

| WIFI | Band 3 5470~5725MHz Band Edge @ 3m | |
|---|---|---|
| ANT | 802.11n HT40 CH102 5510MHz - L | |
| 1+2 | Horizontal | Fundamental |
| Peak | 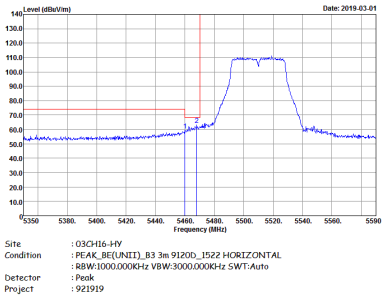 | 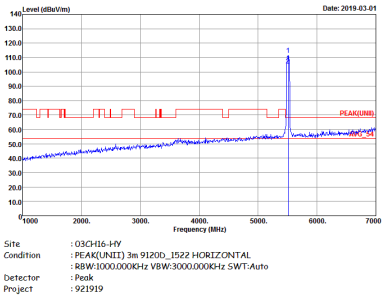 |
| Avg. | 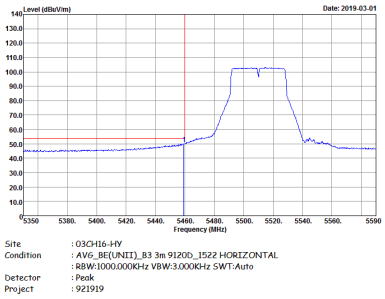 | Left blank |

| WIFI | Band 3 5470~5725MHz Band Edge @ 3m | |
|---|---|---|
| ANT | 802.11n HT40 CH102 5510MHz - R | |
| 1+2 | Horizontal | Fundamental |
| Peak | 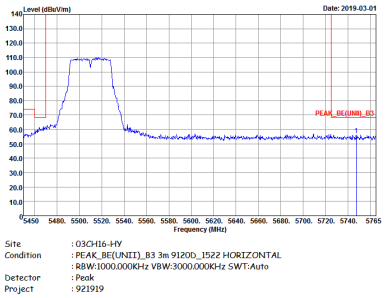 | Left blank |

| WIFI | Band 3 5470~5725MHz Band Edge @ 3m | |
|---|---|---|
| ANT | 802.11n HT40 CH102 5510MHz - L | |
| 1+2 | Vertical | Fundamental |
| Peak | 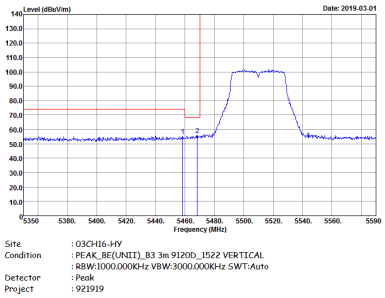 | 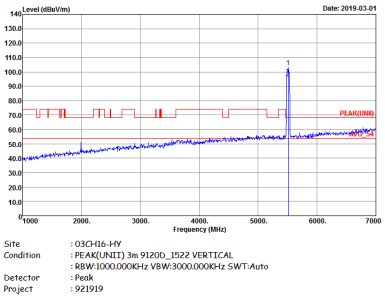 |
| Avg. | 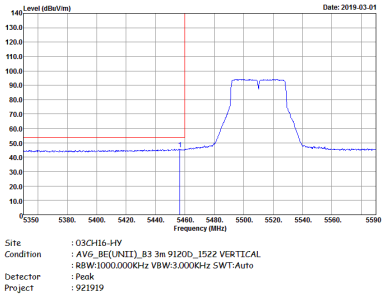 | Left blank |

| WIFI | Band 3 5470~5725MHz Band Edge @ 3m | |
|---|---|---|
| ANT | 802.11n HT40 CH102 5510MHz - R | |
| 1+2 | Vertical | Fundamental |
| Peak | 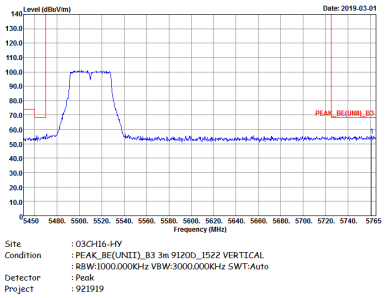 | Left blank |

## Band 3 5470~5725MHz

## WIFI 802.11ac VHT160 (Band Edge @ 3m)

| WIFI | Band 3 5470~5725MHz Band Edge @ 3m | |
|---|---|---|
| ANT | 802.11ac VHT160 CH114 5570MHz - L | |
| 1+2 | Horizontal | Fundamental |
| Peak | 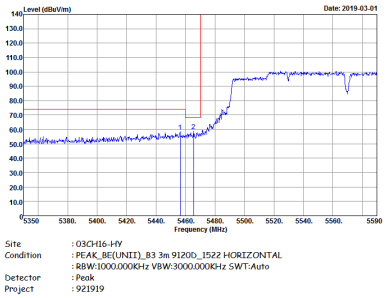 | 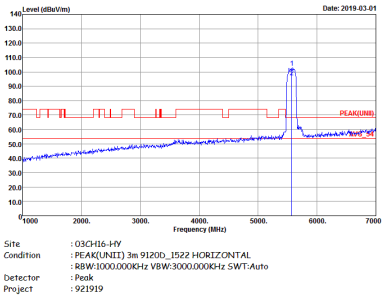 |
| Avg. | 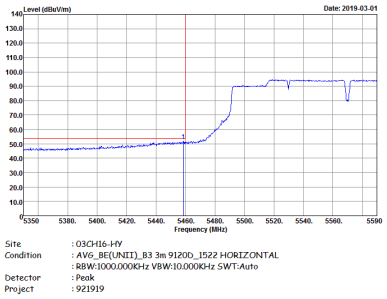 | Left blank |

| WIFI | Band 3 5470~5725MHz Band Edge @ 3m | |
|---|---|---|
| ANT | 802.11ac VHT160 CH114 5570MHz - R | |
| 1+2 | Horizontal | Fundamental |
| Peak | 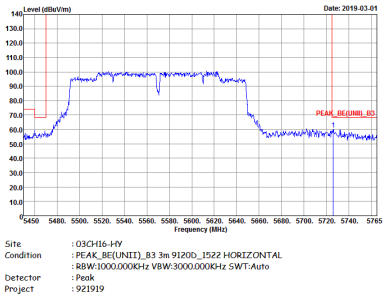 | Left blank |

| WIFI | Band 3 5470~5725MHz Band Edge @ 3m | |
|---|---|---|
| ANT | 802.11ac VHT160 CH114 5570MHz - L | |
| 1+2 | Vertical | Fundamental |
| Peak | 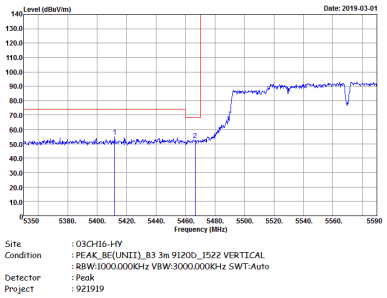 | 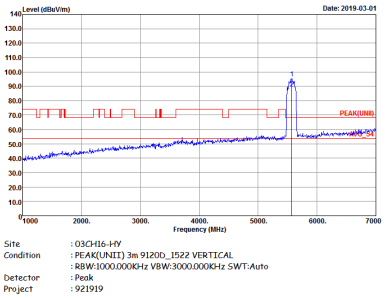 |
| Avg. | 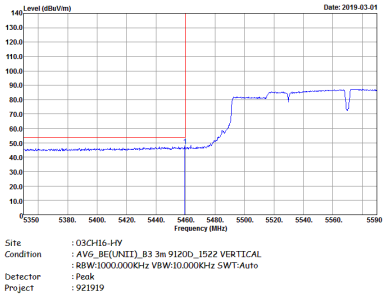 | Left blank |

| WIFI | Band 3 5470~5725MHz Band Edge @ 3m | |
|---|---|---|
| ANT | 802.11ac VHT160 CH114 5570MHz - R | |
| 1+2 | Vertical | Fundamental |
| Peak | 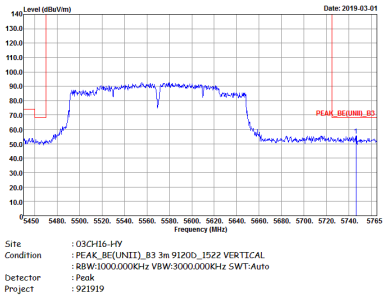 | Left blank |

## Band 3 5470~5725MHz

## WIFI 802.11n HT20 (Harmonic @ 3m)

| WIFI | Band 3 5470~5725MHz Harmonic @ 3m | |
|---|---|---|
| ANT | 802.11n HT20 CH116 5580MHz | |
| 1+2 | Horizontal | Vertical |
| Peak<br>Avg. | 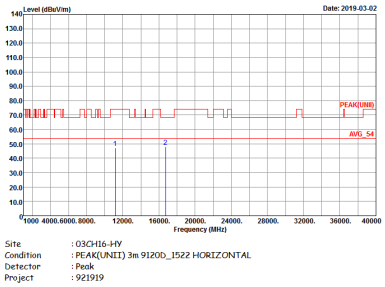 | 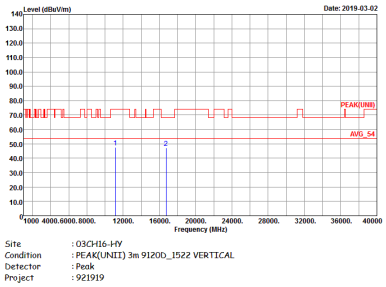 |

## Band 3 5470~5725MHz

## WIFI 802.11n HT40 (Harmonic @ 3m)

| WIFI | Band 3 5470~5725MHz Harmonic @ 3m | |
|---|---|---|
| ANT | 802.11n HT40 CH102 5510MHz | |
| 1+2 | Horizontal | Vertical |
| Peak<br>Avg. | 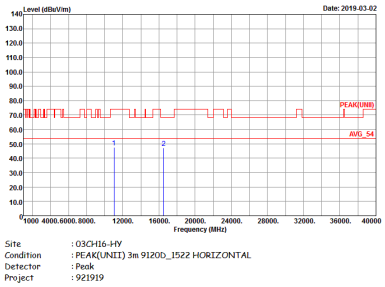 | 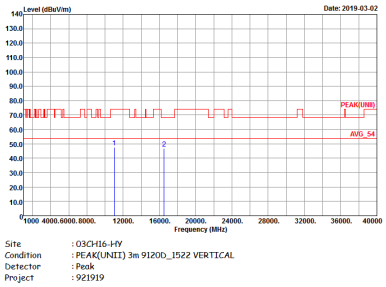 |

## Band 3 5470~5725MHz

## WIFI 802.11ac VHT160 (Harmonic @ 3m)

| WIFI | Band 3 5470~5725MHz Harmonic @ 3m | |
|---|---|---|
| ANT | 802.11ac VHT160 CH114 5570MHz | |
| 1+2 | Horizontal | Vertical |
| Peak<br>Avg. | 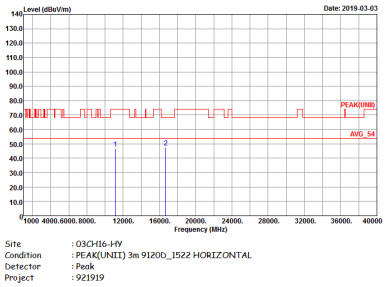 | 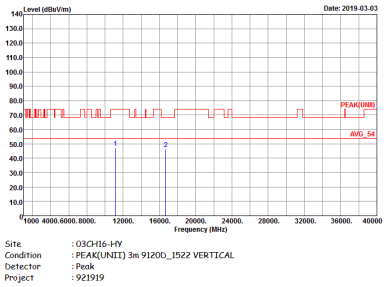 |

## Band 3 - Straddle Channel

## WIFI 802.11ac VHT80 (Fundamental @ 3m)

| WIFI | Band 3 Straddle Channel Band Edge @ 3m | |
|---|---|---|
| ANT | 802.11ac VHT80 CH138 5690MHz - L | |
| 1+2 | Horizontal | Fundamental |
| Peak | 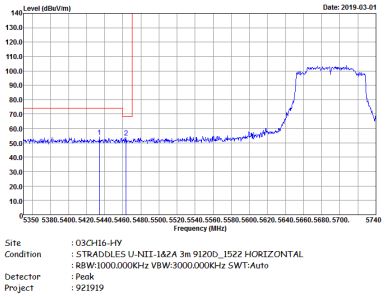 | 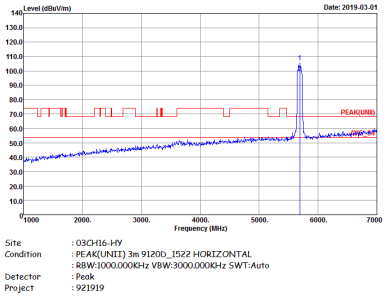 |
| Avg. | 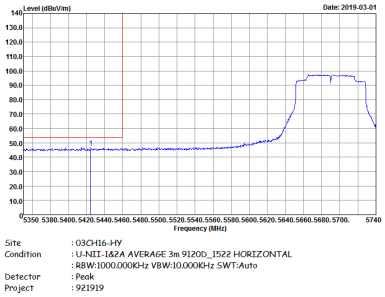 | Left blank |

| WIFI | Band 3 Straddle Channel Band Edge @ 3m | |
|---|---|---|
| ANT | 802.11ac VHT80 CH138 5690MHz - R | |
| 1+2 | Horizontal | Fundamental |
| Peak | 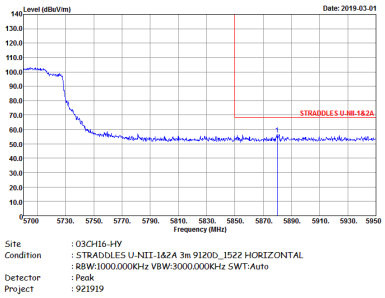 | Left blank |

| WIFI | Band 3 Straddle Channel Band Edge @ 3m | |
|---|---|---|
| ANT | 802.11ac VHT80 CH138 5690MHz - L | |
| 1+2 | Vertical | Fundamental |
| Peak | 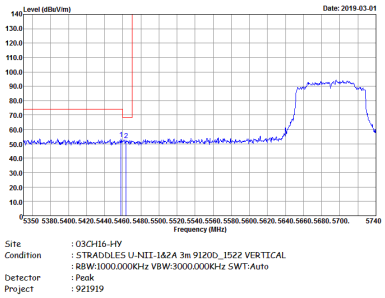 | 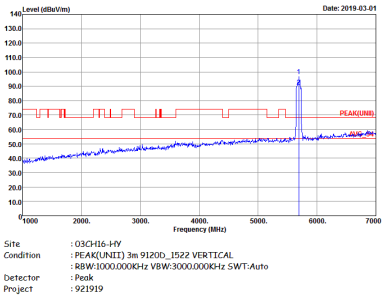 |
| Avg. | 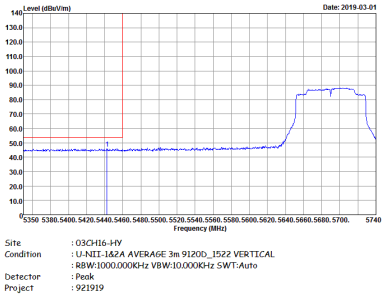 | Left blank |

| WIFI | Band 3 Straddle Channel Band Edge @ 3m | |
|---|---|---|
| ANT | 802.11ac VHT80 CH138 5690MHz - R | |
| 1+2 | Vertical | Fundamental |
| Peak | 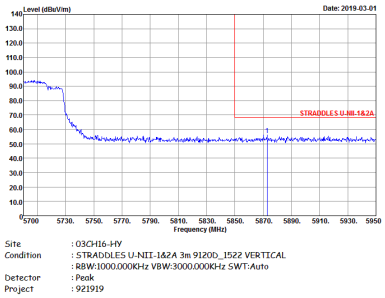 | Left blank |

## Band 3 - Straddle Channel

## WIFI 802.11ac VHT80 (Harmonic @ 3m)

| WIFI | Band 3 Straddle Channel Harmonic @ 3m | |
|---|---|---|
| ANT | 802.11ac VHT80 CH138 5690MHz | |
| 1+2 | Horizontal | Vertical |
| Peak<br>Avg. | 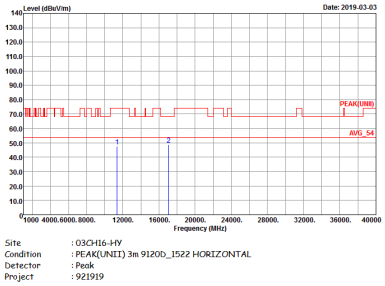 | 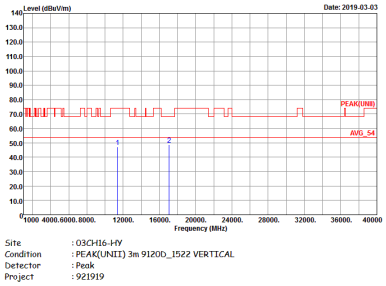 |

# Appendix E. Duty Cycle Plots

| Antenna | Band | Duty Cycle (%) | T(us) | 1/T(kHz) | VBW Setting | Duty Factor (dB) |
|---|---|---|---|---|---|---|
| 1 | 802.11a | 97.84 | 2040.00 | 0.49 | 1kHz | 0.09 |
| 2 | 802.11a | 96.68 | 2040.00 | 0.49 | 1kHz | 0.15 |
| 1 | 5GHz 802.11n HT20 | 97.96 | 1920.00 | 0.52 | 1kHz | 0.09 |
| 1+2 | 5GHz 802.11n HT20 for Ant. 1 | 96.45 | 1900.00 | 0.53 | 1kHz | 0.16 |
| 1+2 | 5GHz 802.11n HT20 for Ant. 2 | 96.45 | 1900.00 | 0.53 | 1kHz | 0.16 |
| 1 | 5GHz 802.11n HT40 | 95.92 | 940.00 | 1.06 | 3kHz | 0.18 |
| 2 | 5GHz 802.11n HT40 | 95.43 | 940.00 | 1.06 | 3kHz | 0.20 |
| 1+2 | 5GHz 802.11n HT40 for Ant. 1 | 94.44 | 935.00 | 1.07 | 3kHz | 0.25 |
| 1+2 | 5GHz 802.11n HT40 for Ant. 2 | 95.43 | 940.00 | 1.06 | 3kHz | 0.20 |
| 1 | 5GHz 802.11ac VHT80 | 92.68 | 582.00 | 1.72 | 3kHz | 0.33 |
| 1+2 | 5GHz 802.11ac VHT80 for Ant. 1 | 85.87 | 316.00 | 3.16 | 10kHz | 0.66 |
| 1+2 | 5GHz 802.11ac VHT80 for Ant. 2 | 85.87 | 316.00 | 3.16 | 10kHz | 0.66 |
| 1 | 5GHz 802.11ac VHT160 | 93.33 | 588.00 | 1.70 | 3kHz | 0.30 |
| 1+2 | 5GHz 802.11ac VHT160 for Ant. 1 | 86.02 | 320.00 | 3.13 | 10kHz | 0.65 |
| 1+2 | 5GHz 802.11ac VHT160 for Ant. 2 | 85.87 | 316.00 | 3.16 | 10kHz | 0.66 |

**<Ant. 1>**

**802.11a**

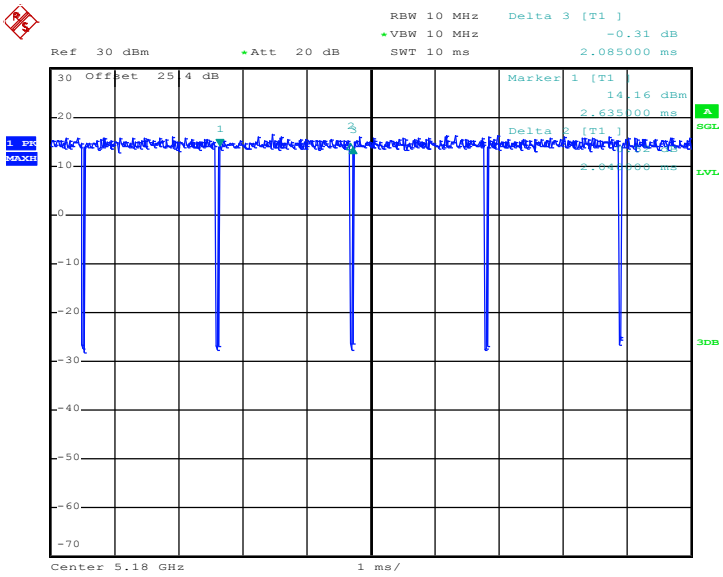


Date: 26.FEB.2019 00:41:06

**802.11n HT20**

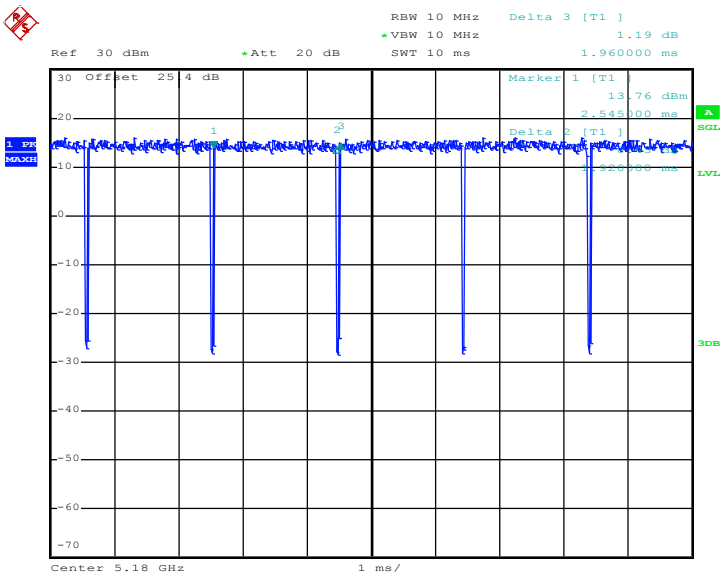


Date: 26.FEB.2019 00:43:41

## 802.11n HT40

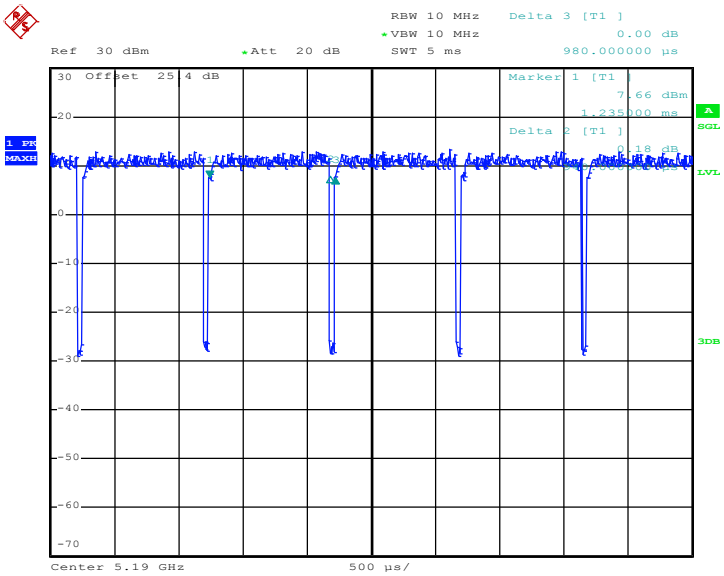


Date: 26.FEB.2019 00:49:25

## 802.11ac VHT80

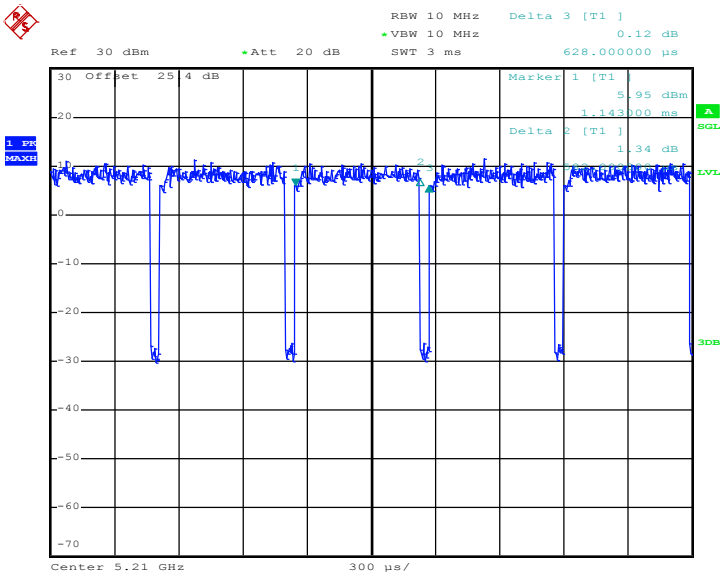


Date: 26.FEB.2019 01:32:48

### 802.11ac VHT160

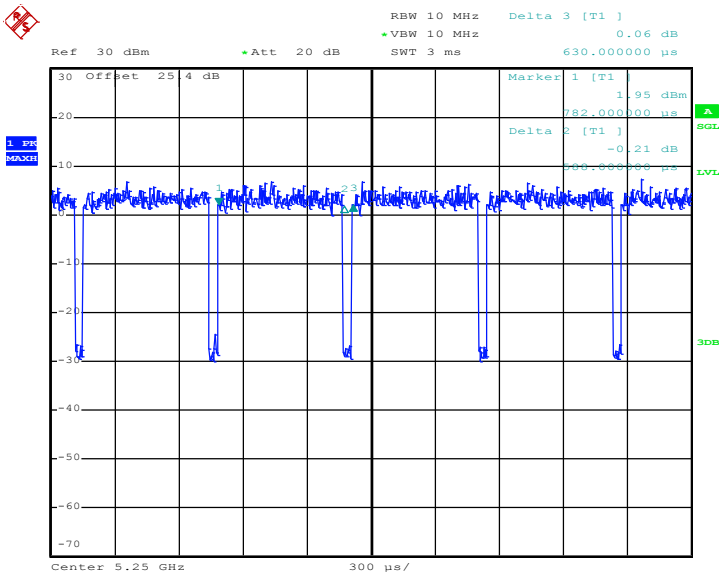


Date: 26.FEB.2019 01:24:21

### <Ant. 2>

### 802.11a

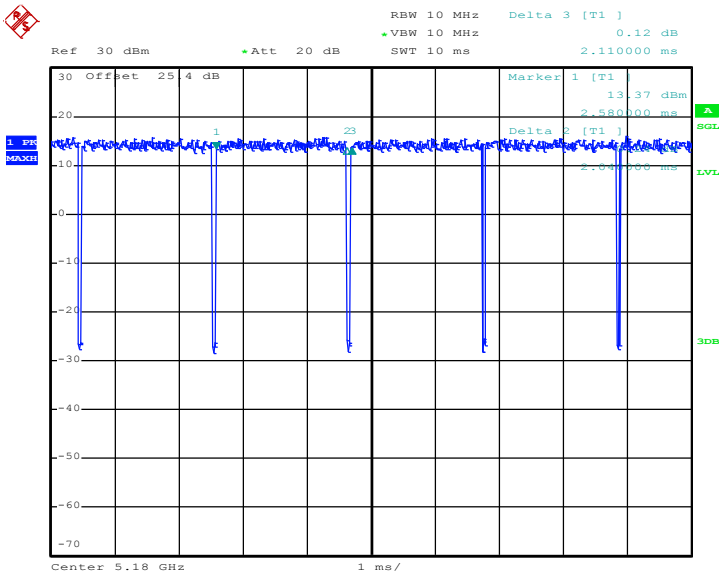


Date: 26.FEB.2019 00:38:50

## 802.11n HT40

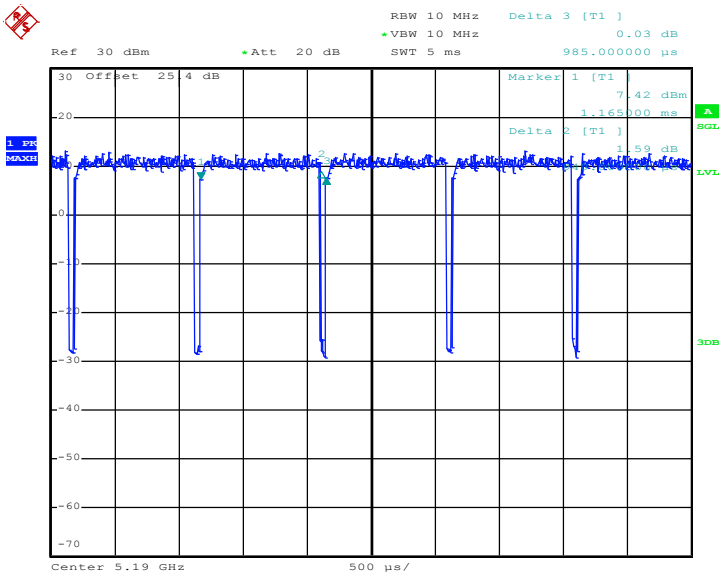


Date: 26.FEB.2019 00:51:13

## MIMO <Ant. 1>

## 802.11n HT20

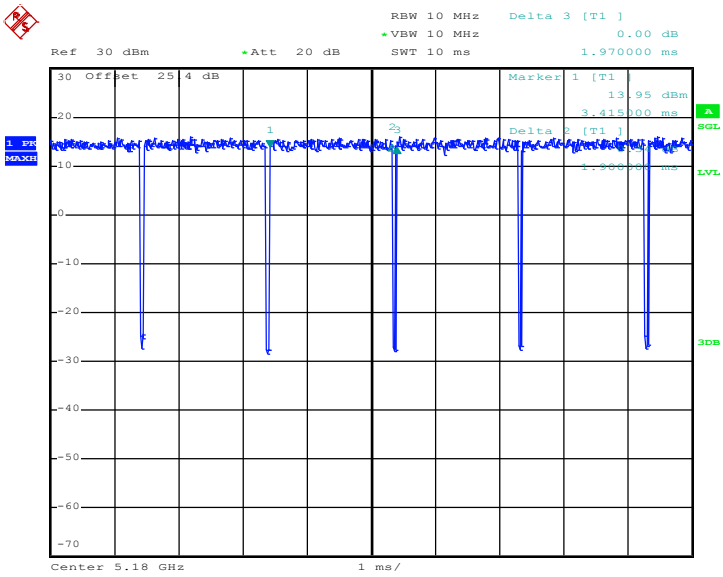


Date: 26.FEB.2019 00:46:00

## 802.11n HT40

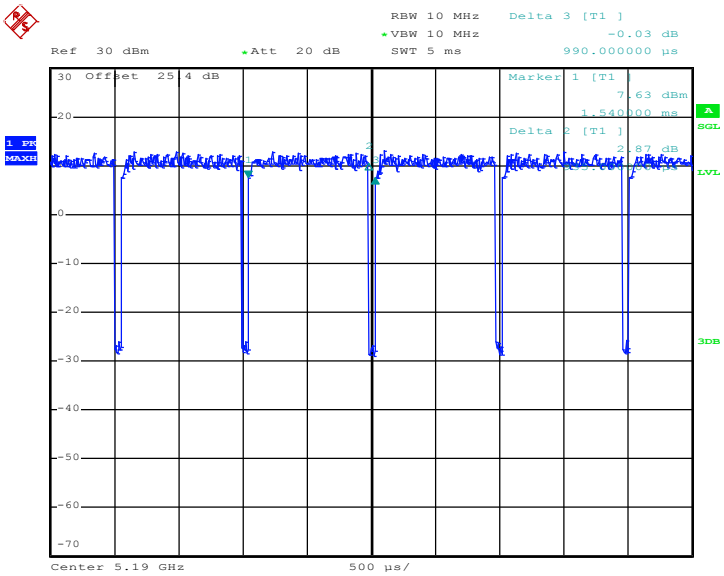


Date: 26.FEB.2019 00:51:56

## 802.11ac VHT80

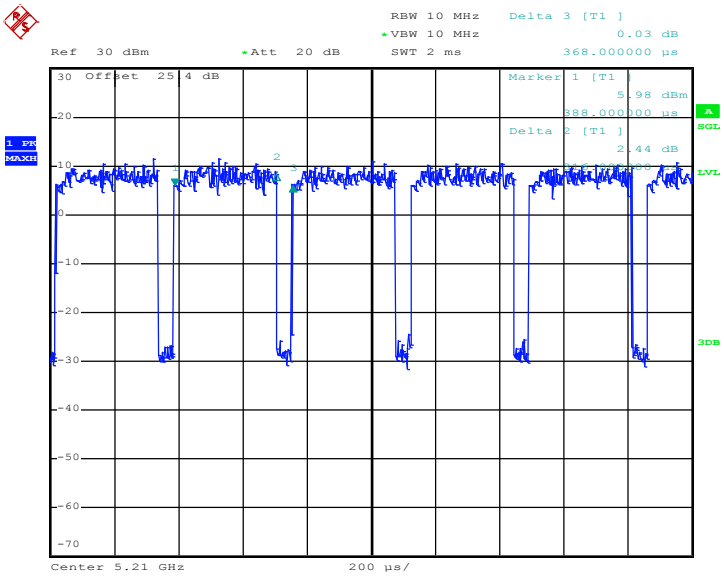


Date: 26.FEB.2019 01:30:30

### 802.11ac VHT160

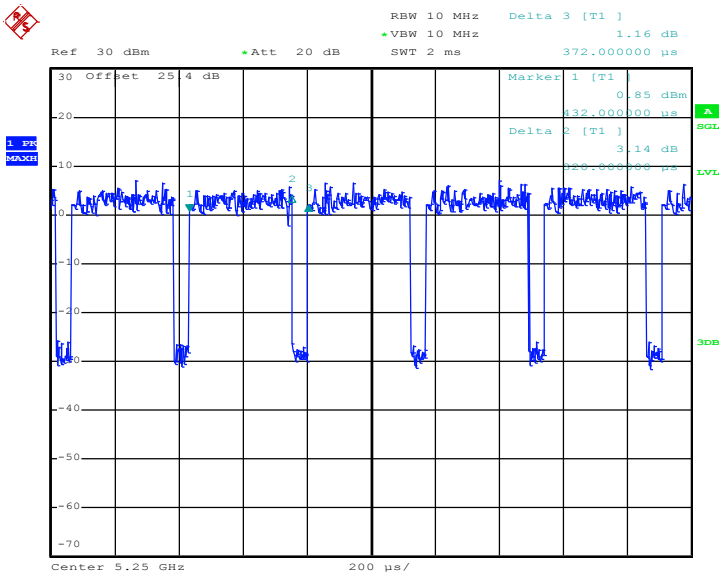


Date: 26.FEB.2019 01:22:33

### MIMO <Ant. 2>

### 802.11n HT20

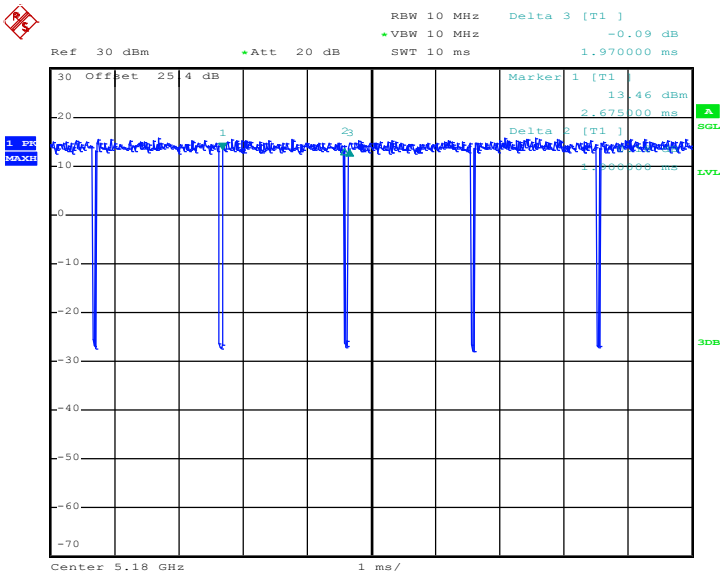


Date: 26.FEB.2019 00:47:03

## 802.11n HT40

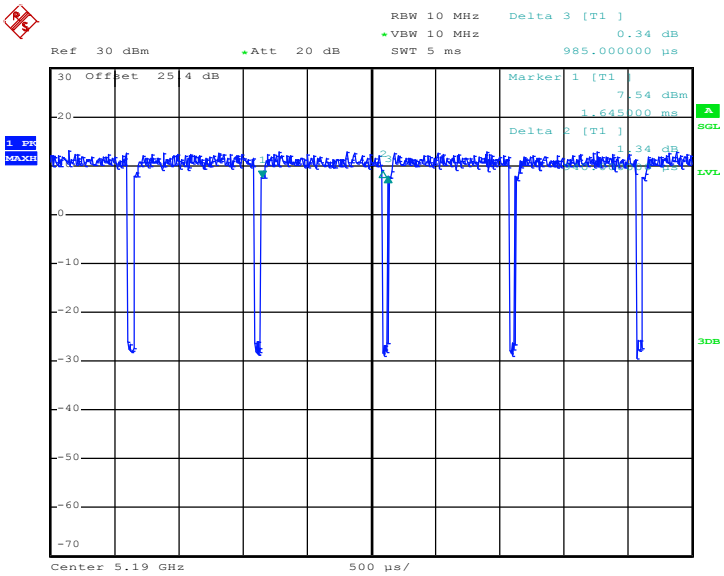


Date: 26.FEB.2019 00:52:49

## 802.11ac VHT80

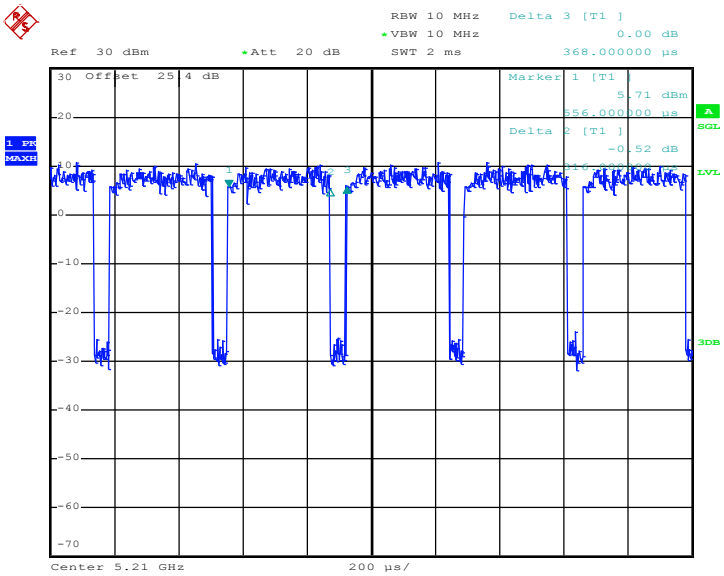


Date: 26.FEB.2019 01:31:22

## 802.11ac VHT160

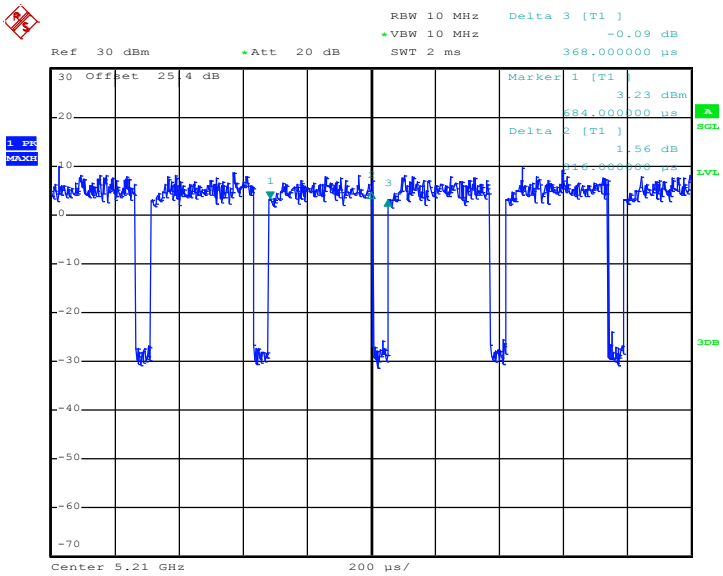


Date: 26.FEB.2019 01:23:18