Appendix B

Measurement Plots

Date/Time: 08/25/05 20:38:35

Test Laboratory: ELECTRONIC TECHNOLOGY SYSTEMS DR. GENZ GMBH

Dipol Valid.1900(h)_250mW_25.08.2005

DUT: Dipole 1900 MHz; Type: D1900V2; Serial: 5d025

Communication System: CW; Frequency: 1900 MHz;Duty Cycle: 1:1
Medium: Head 1900 MHz Medium parameters used (interpolated): f = 1900 MHz; σ = 1.41 mho/m; ε_r = 39.9; ρ = 1000 kg/m^3
Phantom section: Flat Section

DASY4 Configuration:

- Probe: ET3DV6 - SN1711; ConvF(5.2, 5.2, 5.2); Calibrated: 12/16/2003
- Sensor-Surface: 4mm (Mechanical And Optical Surface Detection)
- Electronics: DAE3 Sn522; Calibrated: 1/12/2004
- Phantom: SAM 12; Type: TP-1217; Serial: QD000P40CA
- Measurement SW: DASY4, V4.4 Build 3; Postprocessing SW: SEMCAD, V1.8 Build 130

Dipol Valid.1900(h) 250mW/Area Scan (61x101x1): Measurement grid: dx=10mm, dy=10mm
Maximum value of SAR (interpolated) = 11.7 mW/g

Dipol Valid.1900(h) 250mW/Zoom Scan (7x7x7)/Cube 0: Measurement grid: dx=5mm, dy=5mm, dz=5mm
Reference Value = 94.6 V/m; Power Drift = -0.1 dB
Peak SAR (extrapolated) = 17.8 W/kg
SAR(1 g) = 10.1 mW/g; SAR(10 g) = 5.27 mW/g
Maximum value of SAR (measured) = 11.5 mW/g

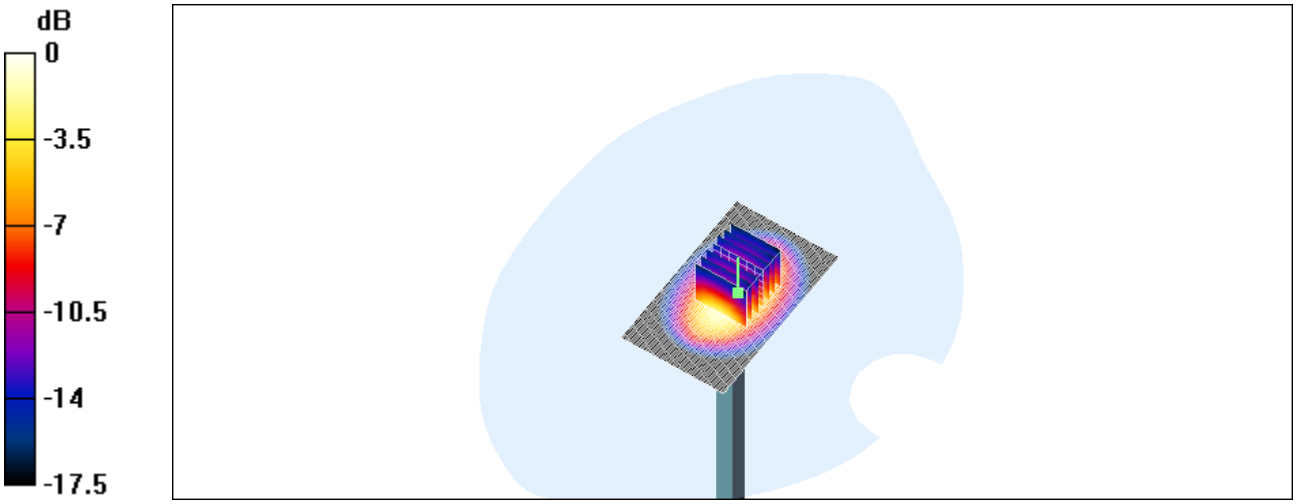

0 dB = 11.5mW/g

Date/Time: 08/26/05 09:41:25

Test Laboratory: ELECTRONIC TECHNOLOGY SYSTEMS DR. GENZ GMBH

Dipol Valid.1900(m)_250mW_25.08.2005

DUT: Dipole 1900 MHz; Type: D1900V2; Serial: 5d025

Communication System: CW; Frequency: 1900 MHz;Duty Cycle: 1:1
Medium: Muscle 1900 MHz Medium parameters used: f = 1900 MHz; σ = 1.58 mho/m; ε_r = 51.9; ρ = 1000 kg/m^3
Phantom section: Flat Section

DASY4 Configuration:

- Probe: ET3DV6 - SN1711; ConvF(4.6, 4.6, 4.6); Calibrated: 12/16/2003
- Sensor-Surface: 4mm (Mechanical And Optical Surface Detection)
- Electronics: DAE3 Sn522; Calibrated: 1/12/2004
- Phantom: SAM 12; Type: TP-1217; Serial: QD000P40CA
- Measurement SW: DASY4, V4.4 Build 3; Postprocessing SW: SEMCAD, V1.8 Build 130

Dipol Valid.1900(m) 250mW/Area Scan (61x101x1): Measurement grid: dx=10mm, dy=10mm
Maximum value of SAR (interpolated) = 13.3 mW/g

Dipol Valid.1900(m) 250mW/Zoom Scan (7x7x7)/Cube 0: Measurement grid: dx=5mm, dy=5mm, dz=5mm
Reference Value = 93.6 V/m; Power Drift = -0.0 dB
Peak SAR (extrapolated) = 20.1 W/kg
SAR(1 g) = 11.05 mW/g; SAR(10 g) = 5.86 mW/g
Maximum value of SAR (measured) = 12.9 mW/g

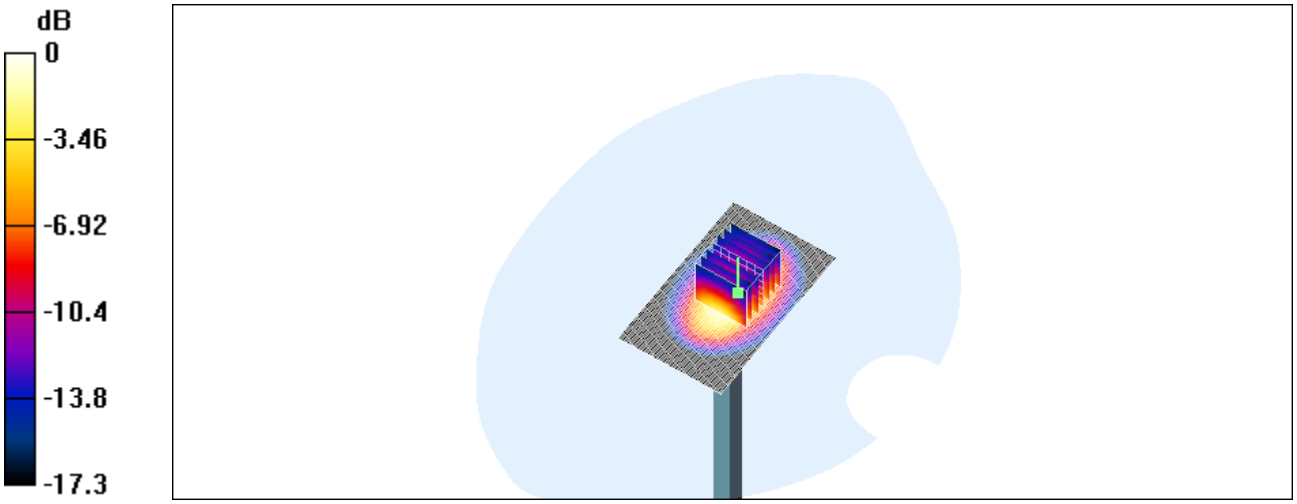

0 dB = 12.9mW/g

Date/Time: 08/25/05 18:57:12

Test Laboratory: ELECTRONIC TECHNOLOGY SYSTEMS DR. GENZ GMBH

32_right_ch2_cheek_ant_0

DUT: RTX3080 (UPCS - Handset); Type: 32; Serial: -

Communication System: UPCS; Frequency: 1924.99 MHz;Duty Cycle: 1:12
Medium: Head 1900 MHz Medium parameters used: f = 1924.99 MHz; σ = 1.44 mho/m; ε_r = 39.7; ρ = 1000 kg/m^3
Phantom section: Right Section

DASY4 Configuration:

- Probe: ET3DV6 - SN1711; ConvF(5.2, 5.2, 5.2); Calibrated: 12/16/2003
- Sensor-Surface: 4mm (Mechanical And Optical Surface Detection)
- Electronics: DAE3 Sn522; Calibrated: 1/12/2004
- Phantom: SAM 12; Type: TP-1217; Serial: QD000P40CA
- Measurement SW: DASY4, V4.4 Build 3; Postprocessing SW: SEMCAD, V1.8 Build 130

32/Area Scan (71x131x1): Measurement grid: dx=10mm, dy=10mm
Maximum value of SAR (interpolated) = 0.082 mW/g

32/Zoom Scan (8x8x7)/Cube 0: Measurement grid: dx=5mm, dy=5mm, dz=5mm
Reference Value = 7.66 V/m; Power Drift = 0.1 dB
Peak SAR (extrapolated) = 0.132 W/kg
SAR(1 g) = 0.074 mW/g; SAR(10 g) = 0.043 mW/g
Maximum value of SAR (measured) = 0.081 mW/g

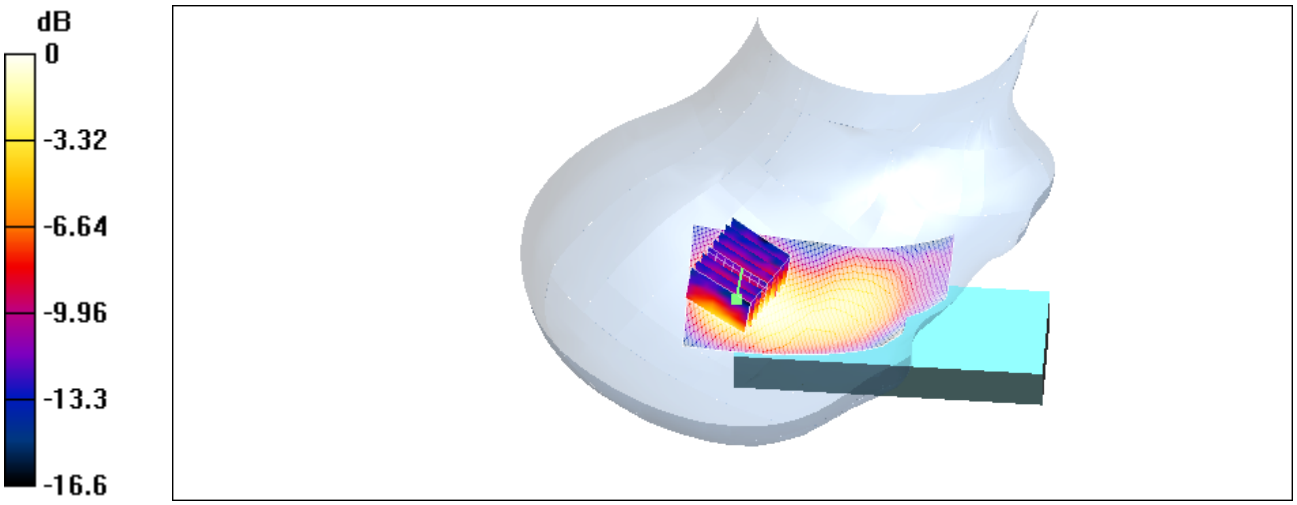

0 dB = 0.081mW/g

Date/Time: 08/25/05 19:27:23

Test Laboratory: ELECTRONIC TECHNOLOGY SYSTEMS DR. GENZ GMBH

32_right_ch2_tilted_ant_0

DUT: RTX3080 (UPCS - Handset); Type: 32; Serial: -

Communication System: UPCS; Frequency: 1924.99 MHz;Duty Cycle: 1:12
Medium: Head 1900 MHz Medium parameters used: f = 1924.99 MHz; σ = 1.44 mho/m; ε_r = 39.7; ρ = 1000 kg/m^3
Phantom section: Right Section

DASY4 Configuration:

- Probe: ET3DV6 - SN1711; ConvF(5.2, 5.2, 5.2); Calibrated: 12/16/2003
- Sensor-Surface: 4mm (Mechanical And Optical Surface Detection)
- Electronics: DAE3 Sn522; Calibrated: 1/12/2004
- Phantom: SAM 12; Type: TP-1217; Serial: QD000P40CA
- Measurement SW: DASY4, V4.4 Build 3; Postprocessing SW: SEMCAD, V1.8 Build 130

32/Area Scan (71x131x1): Measurement grid: dx=10mm, dy=10mm
Maximum value of SAR (interpolated) = 0.069 mW/g

32/Zoom Scan (8x8x7)/Cube 0: Measurement grid: dx=5mm, dy=5mm, dz=5mm
Reference Value = 7.04 V/m; Power Drift = 0.0 dB
Peak SAR (extrapolated) = 0.109 W/kg
SAR(1 g) = 0.063 mW/g; SAR(10 g) = 0.035 mW/g
Maximum value of SAR (measured) = 0.069 mW/g

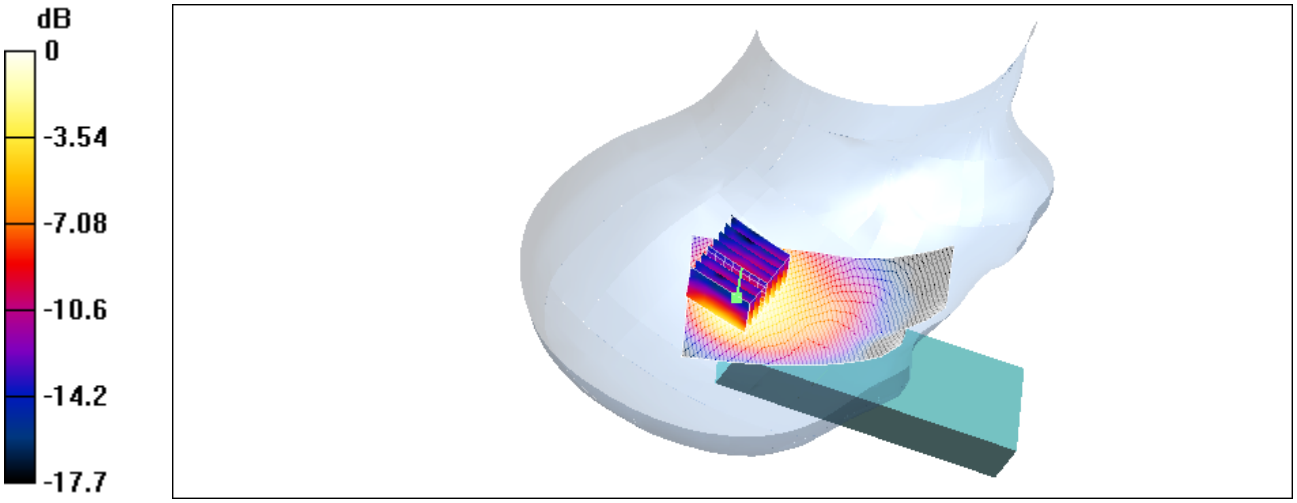

0 dB = 0.069mW/g

Date/Time: 08/25/05 14:35:12

Test Laboratory: ELECTRONIC TECHNOLOGY SYSTEMS DR. GENZ GMBH

32_left_ch2_cheek _ant_0

DUT: RTX3080 (UPCS - Handset); Type: 32; Serial: -

Communication System: UPCS; Frequency: 1924.99 MHz;Duty Cycle: 1:12
Medium: Head 1900 MHz Medium parameters used: f = 1924.99 MHz; σ = 1.44 mho/m; ε_r = 39.7; ρ = 1000 kg/m^3
Phantom section: Left Section

DASY4 Configuration:

- Probe: ET3DV6 - SN1711; ConvF(5.2, 5.2, 5.2); Calibrated: 12/16/2003
- Sensor-Surface: 4mm (Mechanical And Optical Surface Detection)
- Electronics: DAE3 Sn522; Calibrated: 1/12/2004
- Phantom: SAM 12; Type: TP-1217; Serial: QD000P40CA
- Measurement SW: DASY4, V4.4 Build 3; Postprocessing SW: SEMCAD, V1.8 Build 130

32/Area Scan (71x131x1): Measurement grid: dx=10mm, dy=10mm
Maximum value of SAR (interpolated) = 0.060 mW/g

32/Zoom Scan (8x8x7)/Cube 0: Measurement grid: dx=5mm, dy=5mm, dz=5mm
Reference Value = 6.5 V/m; Power Drift = 0.1 dB
Peak SAR (extrapolated) = 0.093 W/kg
SAR(1 g) = 0.054 mW/g; SAR(10 g) = 0.031 mW/g
Maximum value of SAR (measured) = 0.060 mW/g

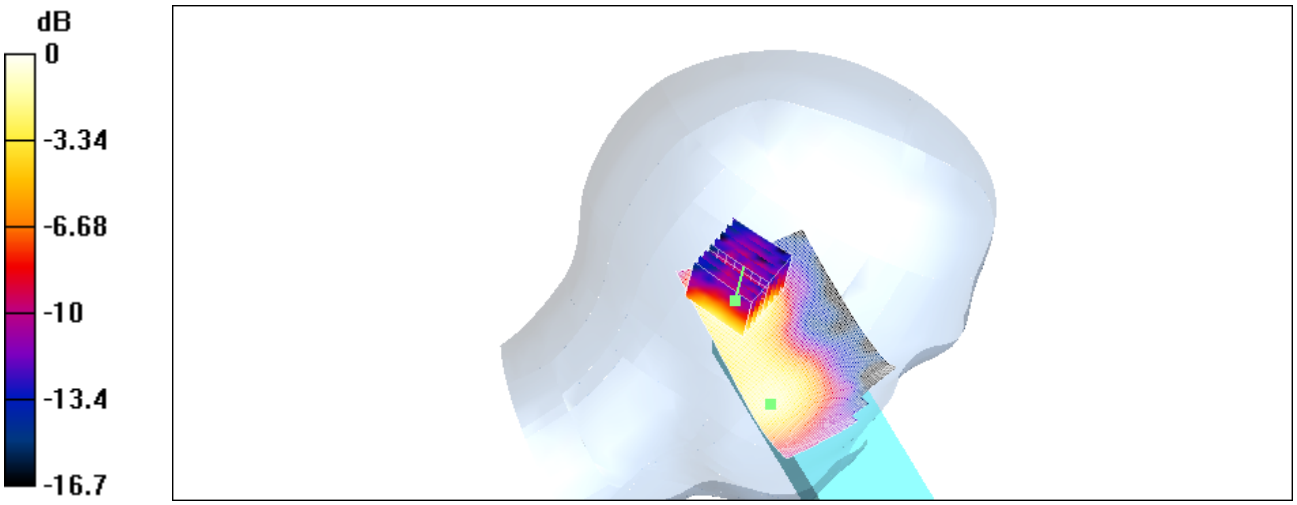

0 dB = 0.060mW/g

Date/Time: 08/25/05 15:54:21

Test Laboratory: ELECTRONIC TECHNOLOGY SYSTEMS DR. GENZ GMBH

32_left_ch2_tilted_ant_0

DUT: RTX3080 (UPCS - Handset); Type: 32; Serial: -

Communication System: UPCS; Frequency: 1924.99 MHz;Duty Cycle: 1:12
Medium: Head 1900 MHz Medium parameters used: f = 1924.99 MHz; σ = 1.44 mho/m; ε_r = 39.7; ρ = 1000 kg/m^3
Phantom section: Left Section

DASY4 Configuration:

- Probe: ET3DV6 - SN1711; ConvF(5.2, 5.2, 5.2); Calibrated: 12/16/2003
- Sensor-Surface: 4mm (Mechanical And Optical Surface Detection)
- Electronics: DAE3 Sn522; Calibrated: 1/12/2004
- Phantom: SAM 12; Type: TP-1217; Serial: QD000P40CA
- Measurement SW: DASY4, V4.4 Build 3; Postprocessing SW: SEMCAD, V1.8 Build 130

32/Area Scan (71x131x1): Measurement grid: dx=10mm, dy=10mm
Maximum value of SAR (interpolated) = 0.057 mW/g

32/Zoom Scan (8x8x7)/Cube 0: Measurement grid: dx=5mm, dy=5mm, dz=5mm
Reference Value = 5.89 V/m; Power Drift = 0.0 dB
Peak SAR (extrapolated) = 0.085 W/kg
SAR(1 g) = 0.051 mW/g; SAR(10 g) = 0.028 mW/g
Maximum value of SAR (measured) = 0.057 mW/g



0 dB = 0.057mW/g

Date/Time: 08/25/05 17:24:45

Test Laboratory: ELECTRONIC TECHNOLOGY SYSTEMS DR. GENZ GMBH

32_right_ch2_cheek_ant_1

DUT: RTX3080 (UPCS - Handset); Type: 32; Serial: -

Communication System: UPCS; Frequency: 1924.99 MHz;Duty Cycle: 1:12
Medium: Head 1900 MHz Medium parameters used: f = 1924.99 MHz; σ = 1.44 mho/m; ε_r = 39.7; ρ = 1000 kg/m^3
Phantom section: Right Section

DASY4 Configuration:

- Probe: ET3DV6 - SN1711; ConvF(5.2, 5.2, 5.2); Calibrated: 12/16/2003
- Sensor-Surface: 4mm (Mechanical And Optical Surface Detection)
- Electronics: DAE3 Sn522; Calibrated: 1/12/2004
- Phantom: SAM 12; Type: TP-1217; Serial: QD000P40CA
- Measurement SW: DASY4, V4.4 Build 3; Postprocessing SW: SEMCAD, V1.8 Build 130

32/Area Scan (71x131x1): Measurement grid: dx=10mm, dy=10mm
Maximum value of SAR (interpolated) = 0.092 mW/g

32/Zoom Scan (8x8x7)/Cube 0: Measurement grid: dx=5mm, dy=5mm, dz=5mm
Reference Value = 8.49 V/m; Power Drift = -0.0 dB
Peak SAR (extrapolated) = 0.134 W/kg
SAR(1 g) = 0.085 mW/g; SAR(10 g) = 0.050 mW/g
Maximum value of SAR (measured) = 0.093 mW/g

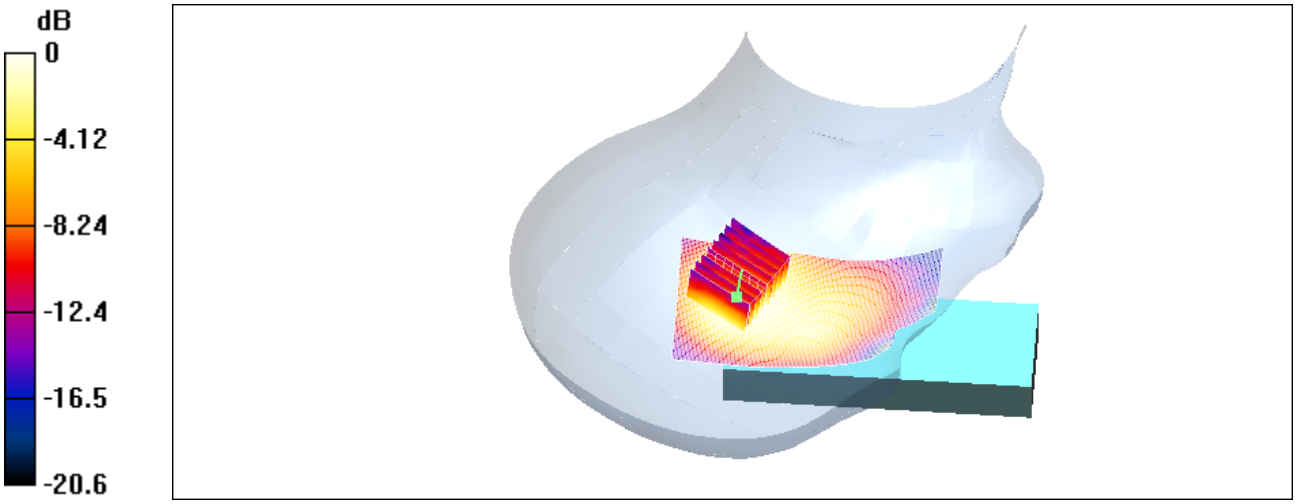

0 dB = 0.093mW/g

Date/Time: 08/25/05 20:02:43

Test Laboratory: ELECTRONIC TECHNOLOGY SYSTEMS DR. GENZ GMBH

32_right_ch2_tilted_ant_1

DUT: RTX3080 (UPCS - Handset); Type: 32; Serial: -

Communication System: UPCS; Frequency: 1924.99 MHz;Duty Cycle: 1:12
Medium: Head 1900 MHz Medium parameters used: f = 1924.99 MHz; σ = 1.44 mho/m; ε_r = 39.7; ρ = 1000 kg/m^3
Phantom section: Right Section

DASY4 Configuration:

- Probe: ET3DV6 - SN1711; ConvF(5.2, 5.2, 5.2); Calibrated: 12/16/2003
- Sensor-Surface: 4mm (Mechanical And Optical Surface Detection)
- Electronics: DAE3 Sn522; Calibrated: 1/12/2004
- Phantom: SAM 12; Type: TP-1217; Serial: QD000P40CA
- Measurement SW: DASY4, V4.4 Build 3; Postprocessing SW: SEMCAD, V1.8 Build 130

32/Area Scan (71x131x1): Measurement grid: dx=10mm, dy=10mm
Maximum value of SAR (interpolated) = 0.075 mW/g

32/Zoom Scan (8x8x7)/Cube 0: Measurement grid: dx=5mm, dy=5mm, dz=5mm
Reference Value = 7.64 V/m; Power Drift = 0.009 dB
Peak SAR (extrapolated) = 0.105 W/kg
SAR(1 g) = 0.067 mW/g; SAR(10 g) = 0.039 mW/g
Maximum value of SAR (measured) = 0.073 mW/g

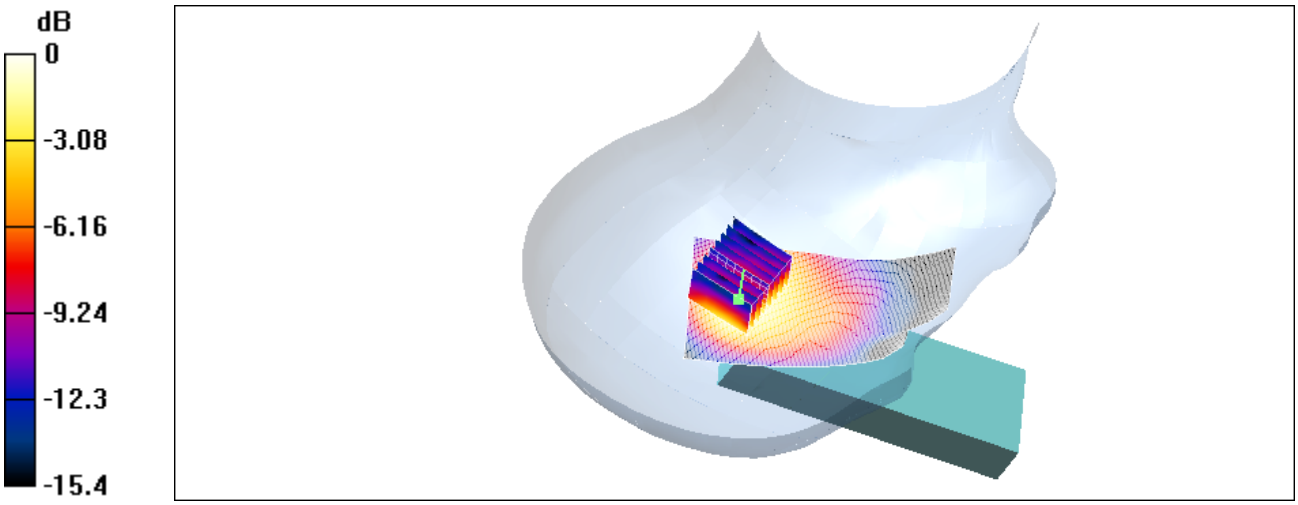

0 dB = 0.073mW/g

Date/Time: 08/25/05 16:55:31

Test Laboratory: ELECTRONIC TECHNOLOGY SYSTEMS DR. GENZ GMBH

32_left_ch2_cheek_ant_1

DUT: RTX3080 (UPCS - Handset); Type: 32; Serial: -

Communication System: UPCS; Frequency: 1924.99 MHz;Duty Cycle: 1:12
Medium: Head 1900 MHz Medium parameters used: f = 1924.99 MHz; σ = 1.44 mho/m; ε_r = 39.7; ρ = 1000 kg/m^3
Phantom section: Left Section

DASY4 Configuration:

- Probe: ET3DV6 - SN1711; ConvF(5.2, 5.2, 5.2); Calibrated: 12/16/2003
- Sensor-Surface: 4mm (Mechanical And Optical Surface Detection)
- Electronics: DAE3 Sn522; Calibrated: 1/12/2004
- Phantom: SAM 12; Type: TP-1217; Serial: QD000P40CA
- Measurement SW: DASY4, V4.4 Build 3; Postprocessing SW: SEMCAD, V1.8 Build 130

32/Area Scan (71x131x1): Measurement grid: dx=10mm, dy=10mm
Maximum value of SAR (interpolated) = 0.092 mW/g

32/Zoom Scan (8x8x7)/Cube 0: Measurement grid: dx=5mm, dy=5mm, dz=5mm
Reference Value = 8 V/m; Power Drift = 0.0 dB
Peak SAR (extrapolated) = 0.138 W/kg
SAR(1 g) = 0.082 mW/g; SAR(10 g) = 0.049 mW/g
Maximum value of SAR (measured) = 0.089 mW/g



0 dB = 0.089mW/g

Date/Time: 08/25/05 16:24:58

Test Laboratory: ELECTRONIC TECHNOLOGY SYSTEMS DR. GENZ GMBH

32_left_ch2_tilted_ant_1

DUT: RTX3080 (UPCS - Handset); Type: 32; Serial: -

Communication System: UPCS; Frequency: 1924.99 MHz;Duty Cycle: 1:12
Medium: Head 1900 MHz Medium parameters used: f = 1924.99 MHz; σ = 1.44 mho/m; ε_r = 39.7; ρ = 1000 kg/m^3
Phantom section: Left Section

DASY4 Configuration:

- Probe: ET3DV6 - SN1711; ConvF(5.2, 5.2, 5.2); Calibrated: 12/16/2003
- Sensor-Surface: 4mm (Mechanical And Optical Surface Detection)
- Electronics: DAE3 Sn522; Calibrated: 1/12/2004
- Phantom: SAM 12; Type: TP-1217; Serial: QD000P40CA
- Measurement SW: DASY4, V4.4 Build 3; Postprocessing SW: SEMCAD, V1.8 Build 130

32/Area Scan (71x131x1): Measurement grid: dx=10mm, dy=10mm
Maximum value of SAR (interpolated) = 0.074 mW/g

32/Zoom Scan (8x8x7)/Cube 0: Measurement grid: dx=5mm, dy=5mm, dz=5mm
Reference Value = 7.18 V/m; Power Drift = -0.005 dB
Peak SAR (extrapolated) = 0.110 W/kg
SAR(1 g) = 0.067 mW/g; SAR(10 g) = 0.039 mW/g
Maximum value of SAR (measured) = 0.074 mW/g



0 dB = 0.074mW/g

Date/Time: 08/25/05 21:24:13

Test Laboratory: ELECTRONIC TECHNOLOGY SYSTEMS DR. GENZ GMBH

32_flat_ch2_front_ant_0

DUT: RTX3080 (UPCS - Handset); Type: 32; Serial: -

Communication System: UPCS; Frequency: 1924.99 MHz;Duty Cycle: 1:12
Medium: Muscle 1900 MHz Medium parameters used: f = 1924.99 MHz; σ = 1.59 mho/m; ε_r = 51.8; ρ = 1000 kg/m^3
Phantom section: Flat Section

DASY4 Configuration:

- Probe: ET3DV6 - SN1711; ConvF(4.6, 4.6, 4.6); Calibrated: 12/16/2003
- Sensor-Surface: 4mm (Mechanical And Optical Surface Detection)
- Electronics: DAE3 Sn522; Calibrated: 1/12/2004
- Phantom: SAM 12; Type: TP-1217; Serial: QD000P40CA
- Measurement SW: DASY4, V4.4 Build 3; Postprocessing SW: SEMCAD, V1.8 Build 130

32/Area Scan (91x181x1): Measurement grid: dx=10mm, dy=10mm
Maximum value of SAR (interpolated) = 0.018 mW/g

32/Zoom Scan (8x8x7)/Cube 0: Measurement grid: dx=5mm, dy=5mm, dz=5mm
Reference Value = 2.52 V/m; Power Drift = 0.009 dB
Peak SAR (extrapolated) = 0.027 W/kg
SAR(1 g) = 0.015 mW/g; SAR(10 g) = 0.011 mW/g
Maximum value of SAR (measured) = 0.017 mW/g

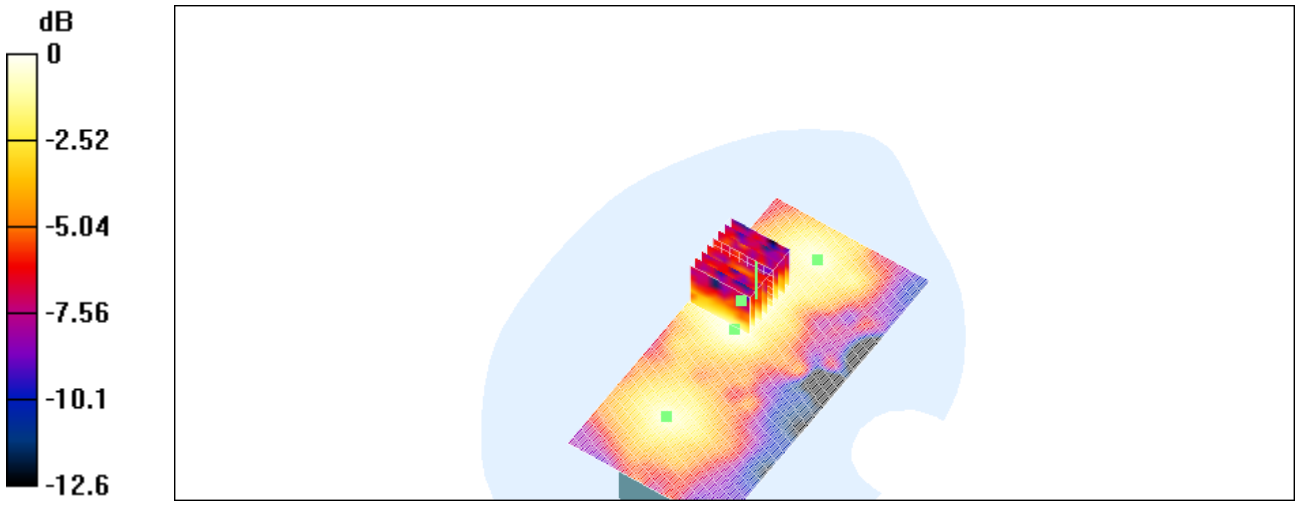

0 dB = 0.017mW/g

Date/Time: 08/26/05 08:26:05

Test Laboratory: ELECTRONIC TECHNOLOGY SYSTEMS DR. GENZ GMBH

32_flat_ch2_back_ant_0

DUT: RTX3080 (UPCS - Handset); Type: 32; Serial: -

Communication System: UPCS; Frequency: 1924.99 MHz;Duty Cycle: 1:12
Medium: Muscle 1900 MHz Medium parameters used: f = 1924.99 MHz; σ = 1.59 mho/m; ε_r = 51.8; ρ = 1000 kg/m^3
Phantom section: Flat Section

DASY4 Configuration:

- Probe: ET3DV6 - SN1711; ConvF(4.6, 4.6, 4.6); Calibrated: 12/16/2003
- Sensor-Surface: 4mm (Mechanical And Optical Surface Detection)
- Electronics: DAE3 Sn522; Calibrated: 1/12/2004
- Phantom: SAM 12; Type: TP-1217; Serial: QD000P40CA
- Measurement SW: DASY4, V4.4 Build 3; Postprocessing SW: SEMCAD, V1.8 Build 130

32/Area Scan (91x181x1): Measurement grid: dx=10mm, dy=10mm
Maximum value of SAR (interpolated) = 0.00666 mW/g

32/Zoom Scan (8x8x7)/Cube 0: Measurement grid: dx=5mm, dy=5mm, dz=5mm
Reference Value = 1.51 V/m; Power Drift = -0.1 dB
Peak SAR (extrapolated) = 0.012 W/kg
SAR(1 g) = 0.0065 mW/g; SAR(10 g) = 0.00415 mW/g
Maximum value of SAR (measured) = 0.00701 mW/g

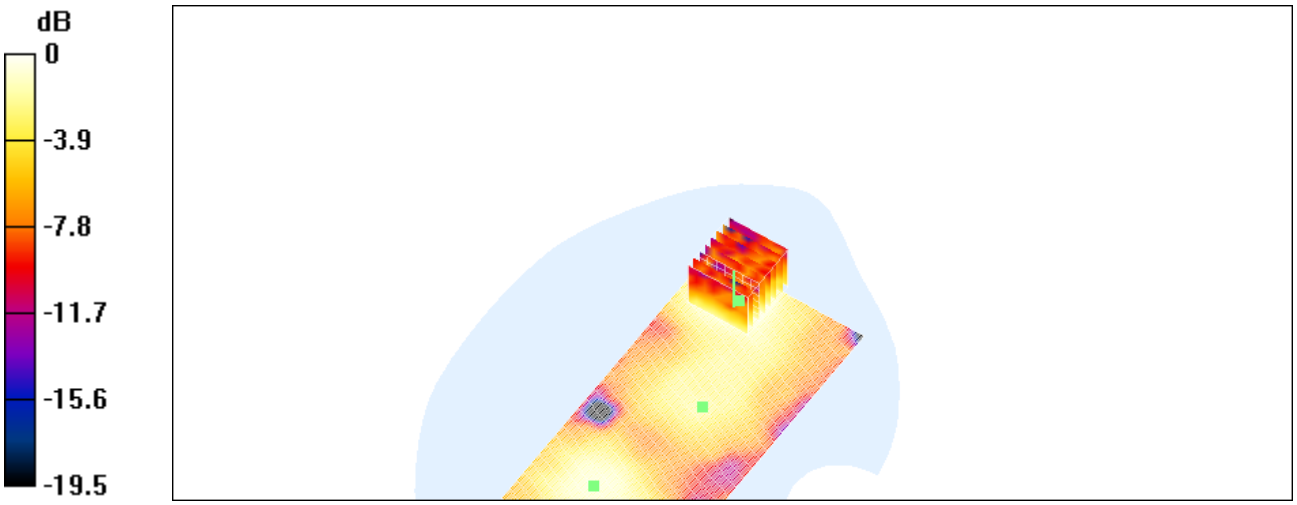

0 dB = 0.00701mW/g

Date/Time: 08/26/05 07:50:42

Test Laboratory: ELECTRONIC TECHNOLOGY SYSTEMS DR. GENZ GMBH

32_flat_ch2_front_ant_1

DUT: RTX3080 (UPCS - Handset); Type: 32; Serial: -

Communication System: UPCS; Frequency: 1924.99 MHz;Duty Cycle: 1:12
Medium: Muscle 1900 MHz Medium parameters used: f = 1924.99 MHz; σ = 1.59 mho/m; ε_r = 51.8; ρ = 1000 kg/m^3
Phantom section: Flat Section

DASY4 Configuration:

- Probe: ET3DV6 - SN1711; ConvF(4.6, 4.6, 4.6); Calibrated: 12/16/2003
- Sensor-Surface: 4mm (Mechanical And Optical Surface Detection)
- Electronics: DAE3 Sn522; Calibrated: 1/12/2004
- Phantom: SAM 12; Type: TP-1217; Serial: QD000P40CA
- Measurement SW: DASY4, V4.4 Build 3; Postprocessing SW: SEMCAD, V1.8 Build 130

32/Area Scan (91x181x1): Measurement grid: dx=10mm, dy=10mm
Maximum value of SAR (interpolated) = 0.023 mW/g

32/Zoom Scan (8x8x7)/Cube 0: Measurement grid: dx=5mm, dy=5mm, dz=5mm
Reference Value = 1.89 V/m; Power Drift = 0.1 dB
Peak SAR (extrapolated) = 0.034 W/kg
SAR(1 g) = 0.021 mW/g; SAR(10 g) = 0.014 mW/g
Maximum value of SAR (measured) = 0.022 mW/g

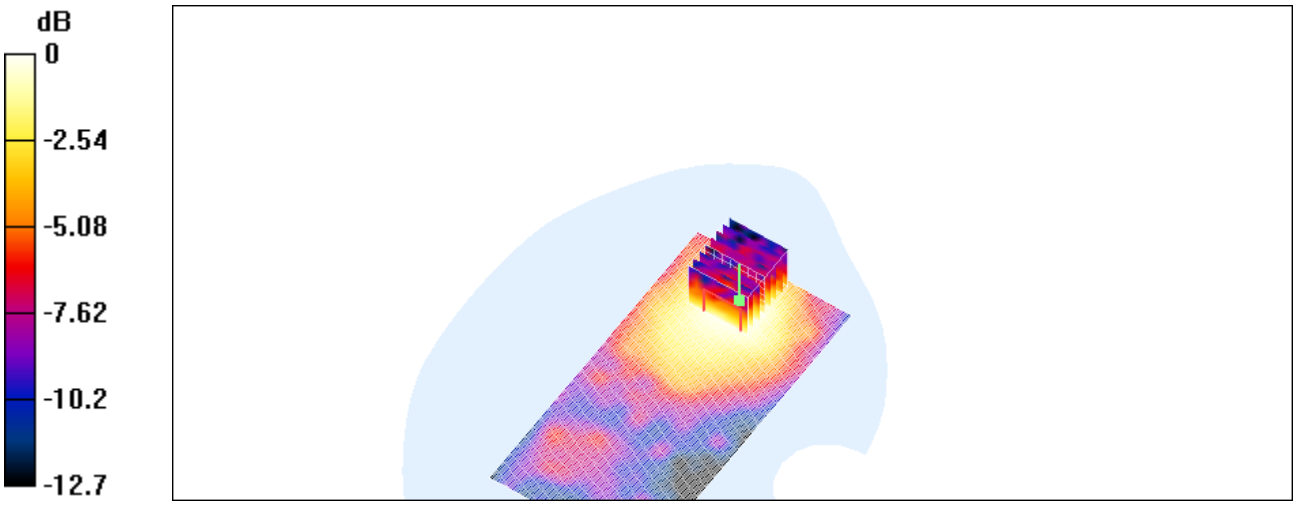

0 dB = 0.022mW/g

Date/Time: 08/26/05 09:02:22

Test Laboratory: ELECTRONIC TECHNOLOGY SYSTEMS DR. GENZ GMBH

32_flat_ch2_back_ant_1

DUT: RTX3080 (UPCS - Handset); Type: 32; Serial: -

Communication System: UPCS; Frequency: 1924.99 MHz;Duty Cycle: 1:12
Medium: Muscle 1900 MHz Medium parameters used: f = 1924.99 MHz; σ = 1.59 mho/m; ε_r = 51.8; ρ = 1000 kg/m^3
Phantom section: Flat Section

DASY4 Configuration:

- Probe: ET3DV6 - SN1711; ConvF(4.6, 4.6, 4.6); Calibrated: 12/16/2003
- Sensor-Surface: 4mm (Mechanical And Optical Surface Detection)
- Electronics: DAE3 Sn522; Calibrated: 1/12/2004
- Phantom: SAM 12; Type: TP-1217; Serial: QD000P40CA
- Measurement SW: DASY4, V4.4 Build 3; Postprocessing SW: SEMCAD, V1.8 Build 130

32/Area Scan (91x181x1): Measurement grid: dx=10mm, dy=10mm
Maximum value of SAR (interpolated) = 0.00767 mW/g

32/Zoom Scan (8x8x7)/Cube 0: Measurement grid: dx=5mm, dy=5mm, dz=5mm
Reference Value = 0.890 V/m; Power Drift = 0.0 dB
Peak SAR (extrapolated) = 0.013 W/kg
SAR(1 g) = 0.00735 mW/g; SAR(10 g) = 0.00462 mW/g
Maximum value of SAR (measured) = 0.00797 mW/g



0 dB = 0.00797mW/g

Date/Time: 08/25/05 18:57:12

Test Laboratory: ELECTRONIC TECHNOLOGY SYSTEMS DR. GENZ GMBH

Z_axis_scan_ant_0

DUT: RTX3080 (UPCS - Handset); Type: 32; Serial: -

Communication System: UPCS; Frequency: 1924.99 MHz;Duty Cycle: 1:12
Medium: Head 1900 MHz Medium parameters used: f = 1924.99 MHz; σ = 1.44 mho/m; ε_r = 39.7; ρ = 1000 kg/m^3
Phantom section: Right Section

DASY4 Configuration:

- Probe: ET3DV6 - SN1711; ConvF(5.2, 5.2, 5.2); Calibrated: 12/16/2003
- Sensor-Surface: 4mm (Mechanical And Optical Surface Detection)
- Electronics: DAE3 Sn522; Calibrated: 1/12/2004
- Phantom: SAM 12; Type: TP-1217; Serial: QD000P40CA
- Measurement SW: DASY4, V4.4 Build 3; Postprocessing SW: SEMCAD, V1.8 Build 130

32/Area Scan (71x131x1): Measurement grid: dx=10mm, dy=10mm
Maximum value of SAR (interpolated) = 0.082 mW/g

32/Zoom Scan (8x8x7)/Cube 0: Measurement grid: dx=5mm, dy=5mm, dz=5mm
Reference Value = 7.66 V/m; Power Drift = 0.1 dB
Peak SAR (extrapolated) = 0.132 W/kg
SAR(1 g) = 0.074 mW/g; SAR(10 g) = 0.043 mW/g
Maximum value of SAR (measured) = 0.081 mW/g

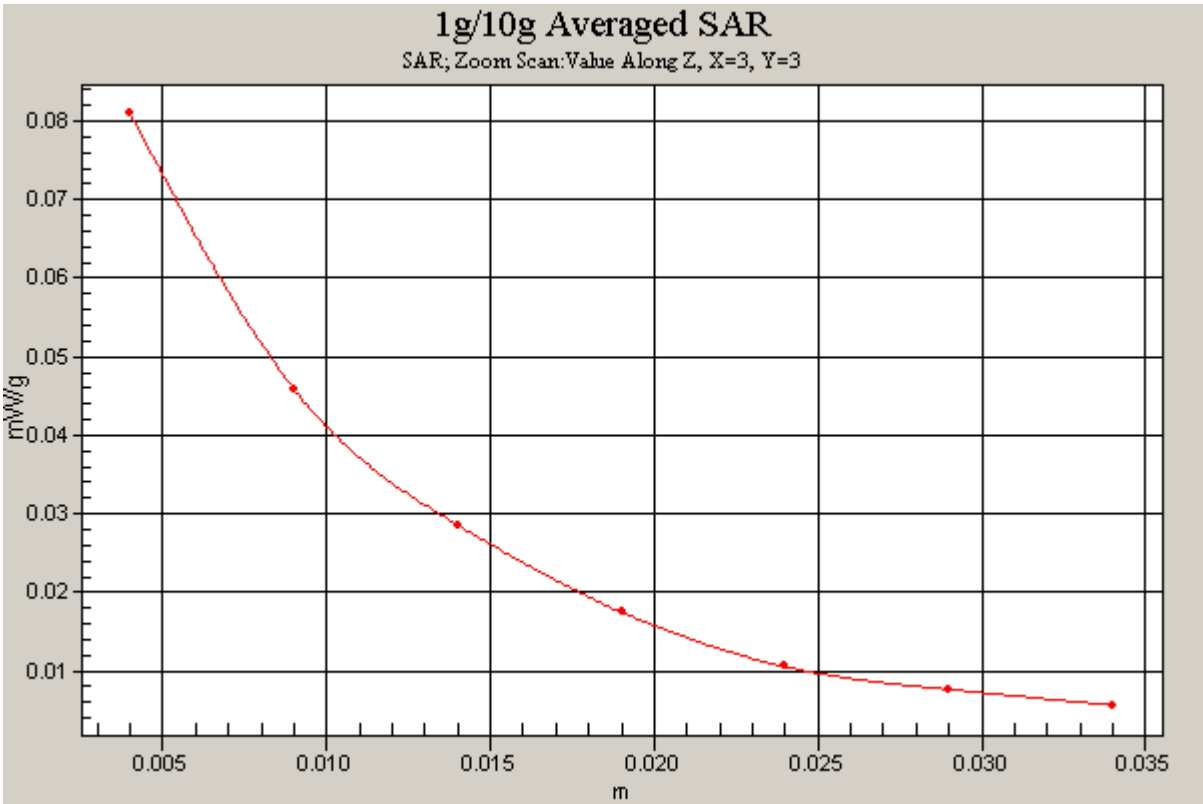

Date/Time: 08/25/05 17:24:45

Test Laboratory: ELECTRONIC TECHNOLOGY SYSTEMS DR. GENZ GMBH

Z_axis_scan_ant_1

DUT: RTX3080 (UPCS - Handset); Type: 32; Serial: -

Communication System: UPCS; Frequency: 1924.99 MHz;Duty Cycle: 1:12
Medium: Head 1900 MHz Medium parameters used: f = 1924.99 MHz; σ = 1.44 mho/m; ε_r = 39.7; ρ = 1000 kg/m^3
Phantom section: Right Section

DASY4 Configuration:

- Probe: ET3DV6 - SN1711; ConvF(5.2, 5.2, 5.2); Calibrated: 12/16/2003
- Sensor-Surface: 4mm (Mechanical And Optical Surface Detection)
- Electronics: DAE3 Sn522; Calibrated: 1/12/2004
- Phantom: SAM 12; Type: TP-1217; Serial: QD000P40CA
- Measurement SW: DASY4, V4.4 Build 3; Postprocessing SW: SEMCAD, V1.8 Build 130

32/Area Scan (71x131x1): Measurement grid: dx=10mm, dy=10mm
Maximum value of SAR (interpolated) = 0.092 mW/g

32/Zoom Scan (8x8x7)/Cube 0: Measurement grid: dx=5mm, dy=5mm, dz=5mm
Reference Value = 8.49 V/m; Power Drift = -0.0 dB
Peak SAR (extrapolated) = 0.134 W/kg
SAR(1 g) = 0.085 mW/g; SAR(10 g) = 0.050 mW/g
Maximum value of SAR (measured) = 0.093 mW/g

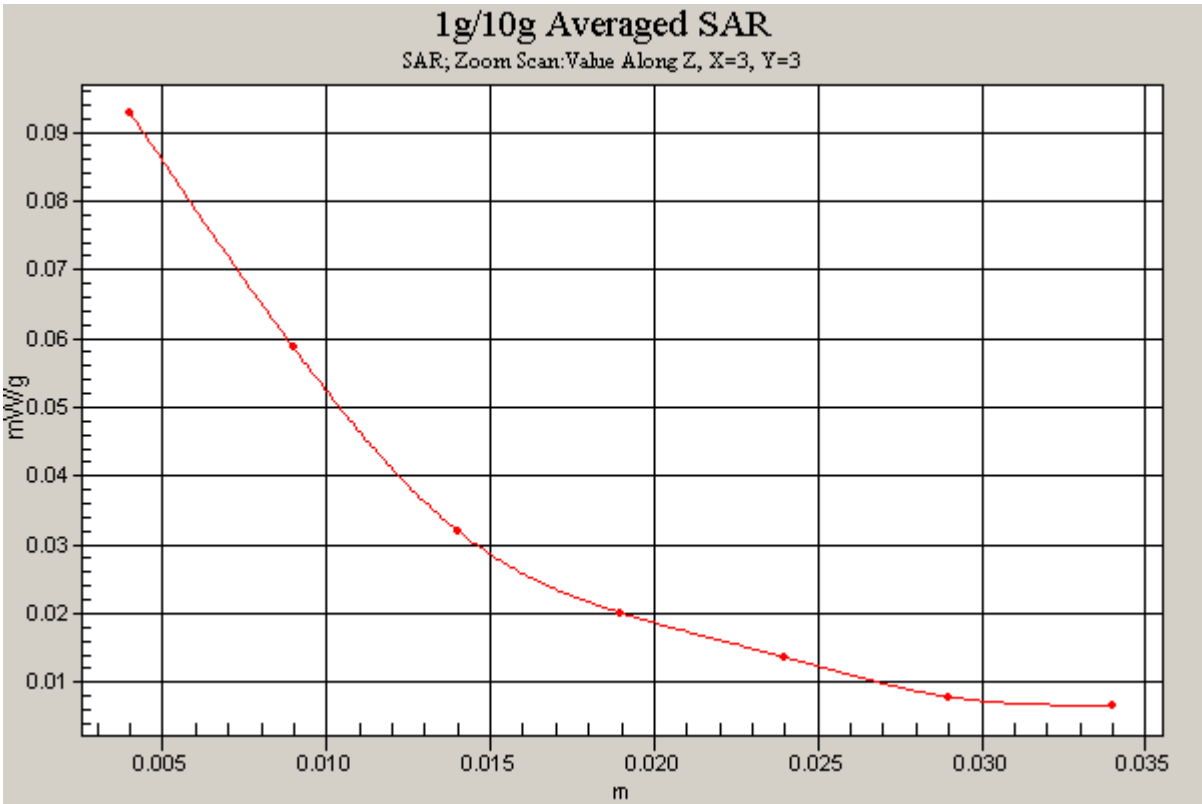

Appendix C

Pictures

Appendix

C. Pictures

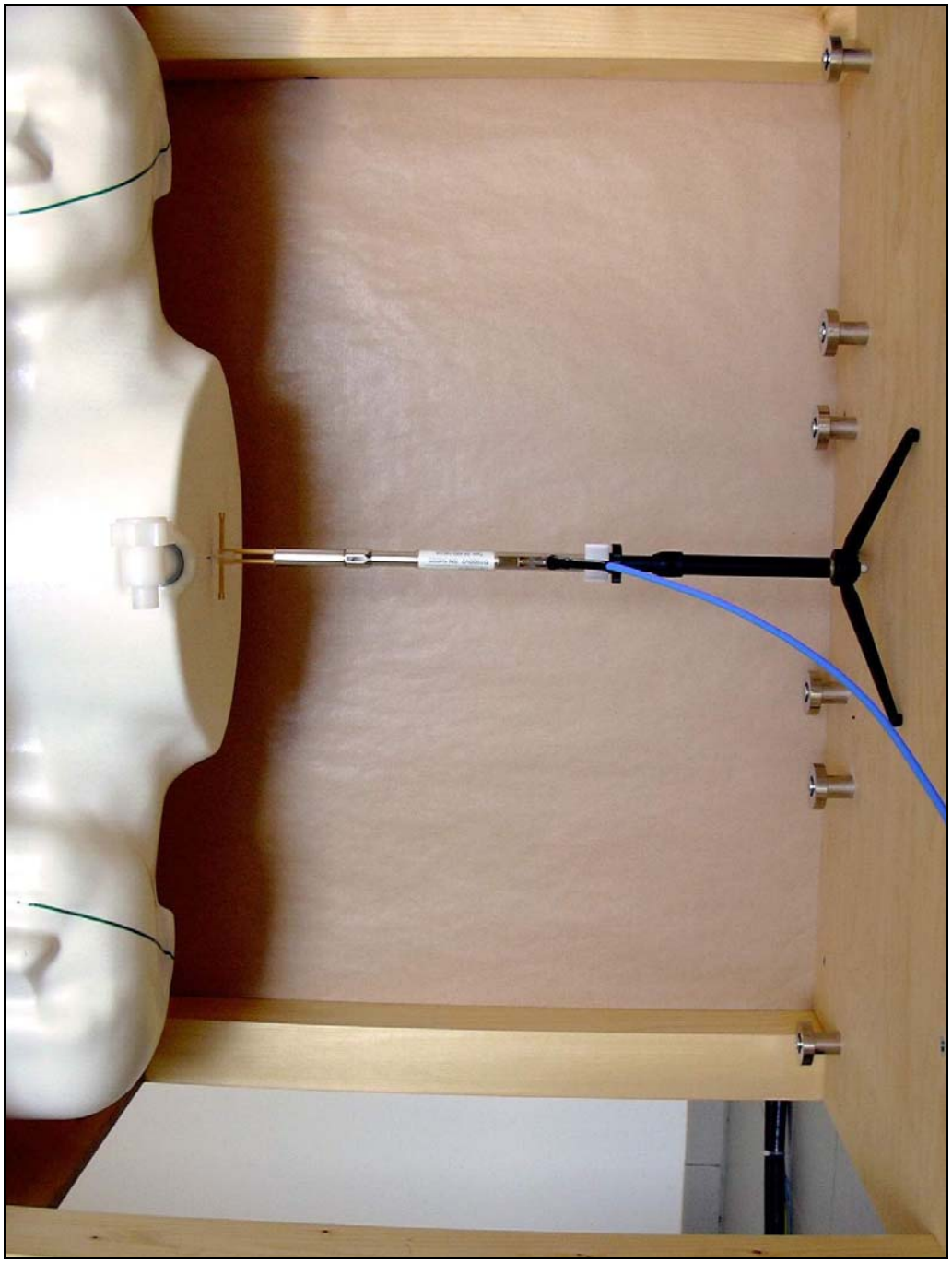
20
19
18
17
16
15
14
13
12
11
10
9
8
7
M+R
GERMANY
1120