Battery Installation

1. Slide off the battery compartment cover by squeezing both sides of the door.
2. Insert two AAA batteries into the battery compartment.

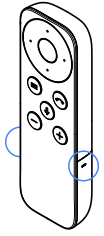

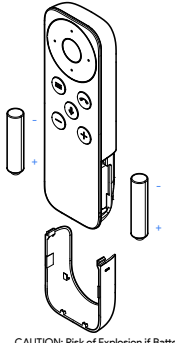

CAUTION: Risk of Explosion if Battery is replaced by an Incorrect Type. Dispose of Used Batteries According to the Instructions.

Connecting the wireless dongle

3. Connect the wireless dongle to the back USB port on the Chromebox.

NOTE: *The pairing between the Chromebox and the remote control is done automatically*

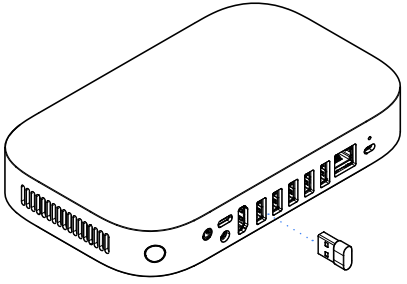

Using the wireless remote control

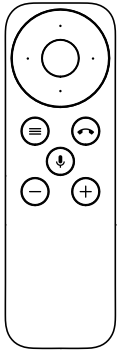

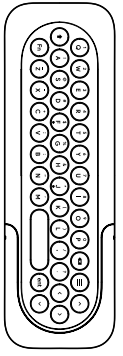

Legend

	Selects itmes on the screen		Ends the meeting
	Opens and closes all side bars in different app pages - Hangouts Meet page - During Meetings - Acts as a back button	ent	Confirms selection
		Fn	Press/hold to enter blue number and symbols
	Mutes/Unmutes the microphone	Space bar	Enters space
—	Reduces volume		Deletes previous character
+	Increases volume		Press/hold to enter characters in uppercase

Remote Model GPJ100, Dongle Model GPJ110

Direct current ⎓
To indicate on the rating plate that the equipment is suitable for direct current only; to identify relevant terminals.

For use only with UL Listed I.T.E. computer. Pour utilisation uniquement avec un ordinateur I.T.E. répertorié

Federal Communications Commission Notice
This equipment has been tested and found to comply with the limits for a Class B digital device, pursuant to part 15 of the FCC Rules. These limits are designed to provide reasonable protection against harmful interference in a residential installation. This equipment generates, uses and can radiate radio frequency energy and, if not installed and used in accordance with the instructions, may cause harmful interference to radio communications. However, there is no guarantee that interference will not occur in a particular installation. If this equipment does cause harmful interference to radio or television reception, which can be determined by turning the equipment off and on, the user is encouraged to try to correct the interference by one or more of the following measures:
*Reorient or relocate the receiving antenna.
*Increase the separation between the equipment and receiver.
*Connect the equipment into an outlet on a circuit different from that to which the receiver is connected.
*Consult the dealer or an experienced radio/TV technician for help.
This device complies with Part 15 of the FCC Rules. Operation is subject to the following two conditions:
1. This device may not cause harmful interference.
2. This device must accept any interference received, including interference that may cause undesired operation.
Changes or modification not expressly approved by the grantee of this device could void the user's authority to operate the equipment.
This transmitter must not be co-located or operating in conjunction with any other antenna or transmitter.

Innovation, Science and Economic Development (ISED) Statement for Canada
This device complies with Innovation, Science and Economic Development Canada (ISED) licence-exempt RSS standard(s). Operation is subject to the following two conditions: (1) this device may not cause interference, and (2) this device must accept any interference, including interference that may cause undesired operation of the device.
Le présent appareil est conforme aux CNR d'ISED applicables aux appareils radio exempts de licence. L'exploitation est autorisée aux deux conditions suivantes: (1) l'appareil ne doit pas produire de brouillage, et(2) l'utilisateur de l'appareil doit accepter tout brouillage radioélectrique subi, même si le brouillage est susceptible d'en compromettre le fonctionnement.
CAN ICES-3 (B)/NMB-3(B)

Este produto está homologado pela ANATEL, de acordo com os procedimentos regulamentados pela Resolução n°. 242/2000 e atende aos requisitos técnicos aplicados. Este equipamento não tem direito à proteção contra interferência prejudicial e não pode causar interferência em sistemas devidamente autorizados. Para maiores informações, consulte o site da ANATEL – www.anatel.gov.br

この装置は、クラスB 機器です。この装置は、住宅環境で使用することを目的としていますが、この装置がラジオやテレビジョン受信機に近接して使用されると、受信障害を引き起こすことがあります。取扱説明書に従って正しい取り扱いをして下さい。VCCI-B

Declaration of Conformity

Hereby, Google LLC declares that the radio equipment type GPJ100 and GPJ110 are in compliance with Directive 2014/53/EU. The full text of the EU declaration of conformity is available at the following internet address: provide link to the website

Radio frequency bands and maximum power levels
RadioTechnology : Wireless 2.4GHz
Maximum Transmit Power EIRP (mW) : 10mW

Do not throw the devise in municipal waste. This Product has been design to enable proper reuse of part and recycling. This symbol of the crossed out wheeled bin indicates that the product (electrical, electronic equipment, and mercury-containing button cell battery) should not be placed in municipal waste. Check local technical support services for product recycling.
need Google check information

Dispose batteries properly in the nearest recycle staytion accroding to manufacturer's instruction.
need Google check information

Each lanuage of WEEE information
need Google check information

8X8 mm
include no. MCMC CIDF15000026

5 mm
high logo ANATEL XXXX-XX-XXXX

9X17 mm Complies with IMDA Standards DA104808

nanb.

เครื่องวิทยุคมนาคมนี้ ได้รับยกเว้น ไม่ต้องได้รับใบอนุญาตให้มี ใช้ซึ่งเครื่องวิทยุคมนาคม หรือตั้งสถานีวิทยุคมนาคมตามประกาศ กสทช. เรื่อง เครื่องวิทยุคมนาคม และสถานีวิทยุคมนาคมที่ได้รับยกเว้นไม่ต้องได้รับใบอนุญาตวิทยุคมนาคม ตามพระราชบัญญัติวิทยุคมนาคม พ.ศ. 2498

nanb. โทรคมนาคม
สำหรับผู้แจ้งเพื่อประชาชน
Call center 1200 (Insws)

5X5 cm