iBTCP100 - IB (US English)
Size: 306 x 150 mm (folded: 102 x 150 mm)
Material: 260gsm paper
Color: Black text on white paper (1C + 1C)

July 28, 2022

iHome

CALLBOOST

3-MIC CONFERENCE SPEAKERPHONE

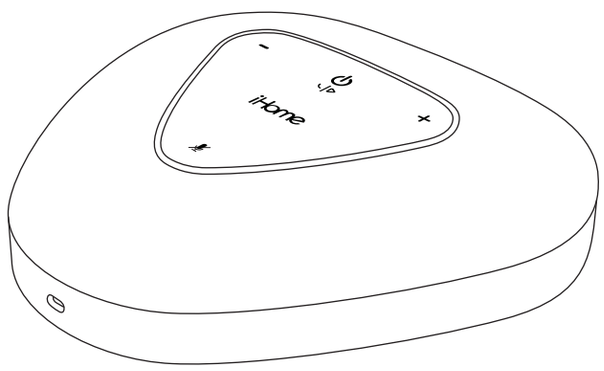

iBTCP100
Quick Start Guide

1 YEAR WARRANTY

For warranty visit:
www.ihome.com/support

BC

What's Included:

iBTCP100

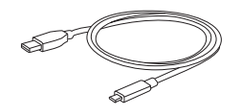

USB-C Charging Cable

Controls + Indicators

TOP VIEW

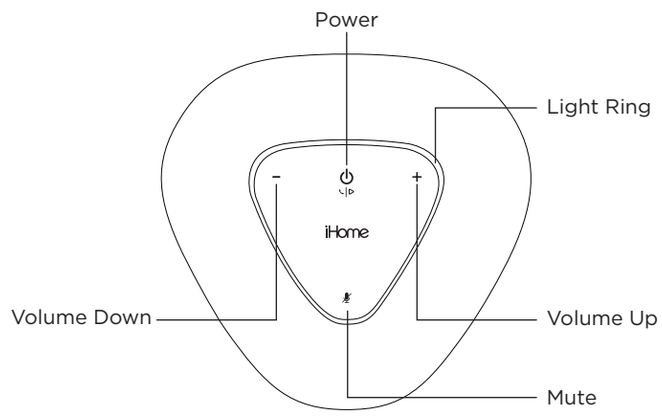

SIDE VIEW

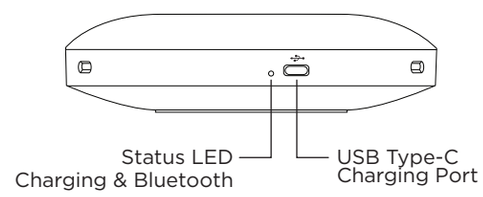

Button Controls

	Power	Press & Hold to Power ON/OFF Press to Play/Pause/Answer/End Call (while on) Double Press to Reject a Call
	Volume Down	Short Press to Decrease Volume Long Press to go to Previous Song
	Volume Up	Short Press to Increase Volume Long Press to go to Next Song
	Mute	Short Press to Mute and Unmute Call

LED Status Indicator (Rear)

Solid Red	Charging
Blinking Blue	Bluetooth Ready to Connect
Solid Blue	Bluetooth Connected

Light Ring Status (Top)

Solid Blue	Power On
Blinking Blue	Incoming Call (Bluetooth Only)
Solid Red	Mute

Charging the Battery

Make sure to charge the battery before first use.

Connect the USB-C plug to the USB charging port on the side of the unit. Plug the adapter into a 100-240V outlet.

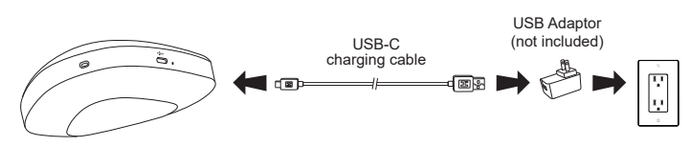

Removing Protective Film

Make sure to remove the clear plastic film from the base of the unit to reveal the non-slip surface.

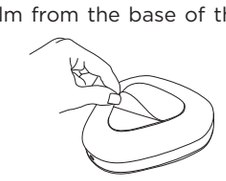

Connecting via Bluetooth

1. Press and hold the Power button to turn device on, the status LED on the rear of unit will flash blue to confirm the unit is in Bluetooth pairing mode.
2. Select '**iHome iBTCP100**' on your Bluetooth device to connect.
3. A tone will sound and the LED will turn solid blue once the unit is successfully paired.

The conference speaker will automatically pair to a previously paired device. If the unit is not connected to Bluetooth, it will automatically shut off after 15 minutes. To reconnect Bluetooth, turn the unit OFF and then ON again.

Connecting via USB-C to PC

The included USB-C cable can be used for audio.

1. Connect the USB-A output to your computer's USB port.
2. Connect the USB-C output to the port on the iBTCP100.
3. Once connected, the computer audio will play directly through the iBTCP100 conference speaker and will automatically allow conference calling. (Bluetooth will automatically disconnect when the unit is directly connected to a computer.)

Using the Conference Speaker

Make sure that the speaker is turned on and connected. The microphones are positioned to pick up your voice in any direction up to 9 feet away.

Refer to Button Control chart on how to accept, decline, end, and mute calls.

IMPORTANT SAFETY INSTRUCTIONS

When using electrical products, especially when children are present, safety precautions must always be followed.

READ ALL INSTRUCTIONS PRIOR TO USE.

DANGER – TO REDUCE THE RISK OF ELECTRICAL SHOCK;
- ALWAYS UNPLUG THIS PRODUCT FROM THE ELECTRICAL OUTLET AFTER CHARGING AND BEFORE CLEANING.
- DO NOT reach for any electrical device that has fallen into water. Unplug it from the outlet immediately, first.
- DO NOT use while swimming, bathing or in the shower.
- DO NOT place the device in an area where it could fall or be pulled into a bathtub or sink.
- DO NOT drop or expose the device to water or other liquids.

WARNING – TO REDUCE THE RISK OF BURNS, FIRE, ELECTRIC SHOCK OR PERSONAL INJURY;
- This device should **NEVER** be left unattended when plugged in. Always unplug the charging cable when not in use and before removing and replacing any of the attachments.
- Only use the attachments included with this device.
- DO NOT operate this device if the cord or plug is damaged or frayed, has been dropped or damaged, or dropped into water, or is not working properly. Inspect periodically for any signs of damage. If damage is found, DO NOT USE. Return the device to a service center for examination and repair.
- Keep the cord away from any sources of heat that could damage the cord's insulation. Such as stoves, radiators, heat registers, or other appliances that produce heat.
- DO NOT operate where aerosol products are in use or where oxygen is being administered.
- DO NOT block or inhibit the proper ventilation of the device by using it under a blanket, pillow or other soft surfaces (Bed or Sofa). Overheating can occur and can cause personal injury, including fire or electric shock.
- ALWAYS keep the ventilation openings free of hair, lint, dust and other debris.
- ALWAYS turn the device "Off", prior to charging the unit.
- For Indoor Use Only. DO NOT use outdoors.
- Only recharge the device with the supplied charger. Use of other chargers can create a risk of fire.
- Never drop or insert any object into any opening.
- Unplug unit and clean only with dry cloth. Stronger cleaning agents, such as Benzene, thinner or similar materials can damage the surface of the unit.
- The mains plug of power adaptor is used as the disconnect device, it shall remain readily operable.

INTERNAL RECHARGEABLE LITHIUM-ION BATTERY
This device uses an internal non-replaceable rechargeable lithium-ion battery that should last the lifetime of the device. If you suspect your battery may be dead, try charging it for an extended period of time and try resetting the unit.

WARNING/DISPOSAL OF UNIT
Do NOT attempt to change the battery. Doing so will void the warranty and could cause injury and damage to your device. To dispose of the unit, follow the instructions below:
- Never dispose of used batteries/electronics with ordinary solid wastes, since they may contain toxic substances.
- Always dispose of used batteries/electronics in accordance with the prevailing community regulations.
- Many electronics retailers now recycle batteries and other electronic components at no charge. To find a drop-off location near you, visit www.call2recycle.com

GENERAL BATTERY PRECAUTIONS
- Do not dispose of batteries in the household trash or fire.
- Never use or charge a battery if it appears to be leaking, discolored, deformed, or in any way abnormal.
- Never disassemble the unit or attempt to remove battery as that could cause leakage of alkaline solution or other electrolytic substances.
- Avoid charging a rechargeable battery when the temperature is not within 5°C - 35° C (41° - 95° Fahrenheit).
- Never expose a battery to any liquid.
- Never expose a battery to excessive heat such as direct sunlight or fire. Never use a battery pack in an unventilated vehicle where excessive internal temperatures may be encountered.
- Always keep batteries out of the reach of infants and small children.
- If the unit is to be unused for an extended period of time, such as a month or longer, charge the unit fully before storage.

FCC Information
This equipment complies with FCC RF radiation exposure limits set forth for an uncontrolled environment.
This device complies with Part 15 of the FCC Rules, operation is subject to the following two conditions:
(1) This device may not cause harmful interference, and (2) this device must accept any interference received, including interference that may cause undesired operation.
- Warning: Changes or modifications to this unit not expressly approved by the party responsible for compliance could void the user's authority to operate the equipment.
- NOTE: This equipment has been tested and found to comply with the limits for a Class B digital device, pursuant to Part 15 of the FCC Rules.

These limits are designed to provide reasonable protection against harmful interference in a residential installation. This equipment generates, uses and can radiate radio frequency energy and, if not installed and used in accordance with the instructions, may cause harmful interference to radio communications.
However, there is no guarantee that interference will not occur in a particular installation. If this equipment does cause harmful interference to radio or television reception, which can be determined by turning the equipment off and on, the user is encouraged to try to correct the interference by one or more of the following measures:
- Reorient or relocate the receiving antenna.
- Increase the separation between the equipment and receiver.
- Connect the equipment into an outlet on a circuit different from that to which the receiver is connected.
- Consult the dealer or an experienced radio/TV technician for help.

ISED Information
This equipment complies with IC RSS-102 radiation exposure limits set forth for an uncontrolled environment.
This device contains licence-exempt transmitter(s)/receiver(s) that comply with Innovation, Science and Economic Development Canada's licence-exempt RSS(s). Operation is subject to the following two conditions:
(1) This device may not cause interference.
(2) This device must accept any interference, including interference that may cause undesired operation of the device.
The device comply with ISED RF exposure requirement, users can obtain Canadian information on RF exposure and compliance.
Any Changes or modifications not expressly approved by the party responsible for compliance could void the user's authority to operate the equipment.
Cet équipement est conforme aux limites d'exposition aux radiations IC CNR-102 établies pour un environnement non contrôlé.
L'émetteur/récepteur exempt de licence contenu dans le présent appareil est conforme aux CNR d'Innovation, Sciences et Développement économique Canada applicables aux appareils radio exempts de licence. L'exploitation est autorisée aux deux conditions suivantes :
(1) L'appareil ne doit pas produire de brouillage;
(2) L'appareil doit accepter tout brouillage radioélectrique subi, même si le brouillage est susceptible d'en compromettre le fonctionnement.
L'appareil est conforme aux exigences d'exposition RF ISED, les utilisateurs peuvent obtenir des informations canadiennes sur l'exposition aux RF et la conformité.
Tout changement ou modification non expressément approuvé par la partie responsable de la conformité peut annuler l'autorité de l'utilisateur à utiliser l'équipement.
CAN ICES-3(B) / NMB-3(B)

© 2022 SDI Technologies, Inc. All rights reserved.
Questions? Visit www.ihome.com

iBTCP100-080122-A

Printed in China