# Conducted Disturbance at Mains Port

Conducted Disturbance at Mains Port Test Data:

| | |
|---|---|
| Test Date: 18 Feb. 2003 | |
| Engineer's Name: Kevin Carr | |
| Temperature (C°): 21 | Humidity %: 07 |
| | |
| Tested as per (Table Top/Floor Standing): Table Top | |
| Spectrum plots for each frequency band can be found at the back of this section. Any Emissions that were above or within 5 dB of the average limits were remeasured with a receiver and recorded. . *All plots were generated with a peak detector. | |
| Port under test: AC Port | Test Voltage: 120VAC |
| Receiver Results (if applicable) : | |

| Conductor | Frequency (MHz) | Detector | Level dB(μV) | Limit dB(μV) | Margin dB |
|---|---|---|---|---|---|
| | | | | | |
| | No peak emissions with 3dB of the Average Limit | | | | |
| | | | | | |
| | | | | | |
| | | | | | |

| | |
|---|---|
| Notes: | VTECH 2656 deemed worst case, EUT tested while charging flat batteries |

Conducted Disturbance at Mains Port Results:

| | | |
|---|---|---|
| Final Test Result ( Please Check One): | ☒ Pass | ☐ Fail |
| | | |
| Were their deviations from the standard test procedure? | ☐ Yes | ☒ No |
| If yes, document: | | |
| | | |
| Has rented equipment been used? | ☐ Yes | ☒ No |
| If yes, document: | | |
| | | |
| Exercise Program: The mode used to exercise the various system components in a manner similar to typical use. | S/W Ver. Not supplied by client | |

| Conducted Disturbance at Mains, continued | |
|---|---|

Conducted Disturbance at Mains Test Equipment Used:

Conducted Disturbance at Mains Test Equipment Used:

| CAL Cycle | Equipment | Manufacturer | Model No. | Asset/Serial No. |
|---|---|---|---|---|
| 1 Year | LISN | EMCO | 4825/2 | FA001545 |
| 1 Year | LISN(peripheral) | Tegam | 95300-50 | FA000986 |
| 1 Year | LISN(peripheral) | Tegam | 95300-50 | FA000986 |
| 1 Year | Receiver | Rohde & Schwarz | ESH3 | FA000872 |
| Extended | Spectrum Analyzer | Hewlett-Packard | 8566B | FA001309 |
| Extended | Spectrum Analyzer Display | Hewlett-Packard | 85662A | FA001309 |
| 1 Year | Transient Limiter | Hewlett-Packard | 1194 7A | FA000975 |

Note: N/A = Not Applicable, NCR = No Cal Required, COU = CAL On Use, OUT = Out For CAL/Repair

| Conducted Disturbance at Mains, continued | |
|---|---|

Conducted Disturbance at Mains Detailed Setup Photos:



| Conducted Disturbance at Mains, continued | |
|---|---|

Conducted Disturbance at Mains Plots:

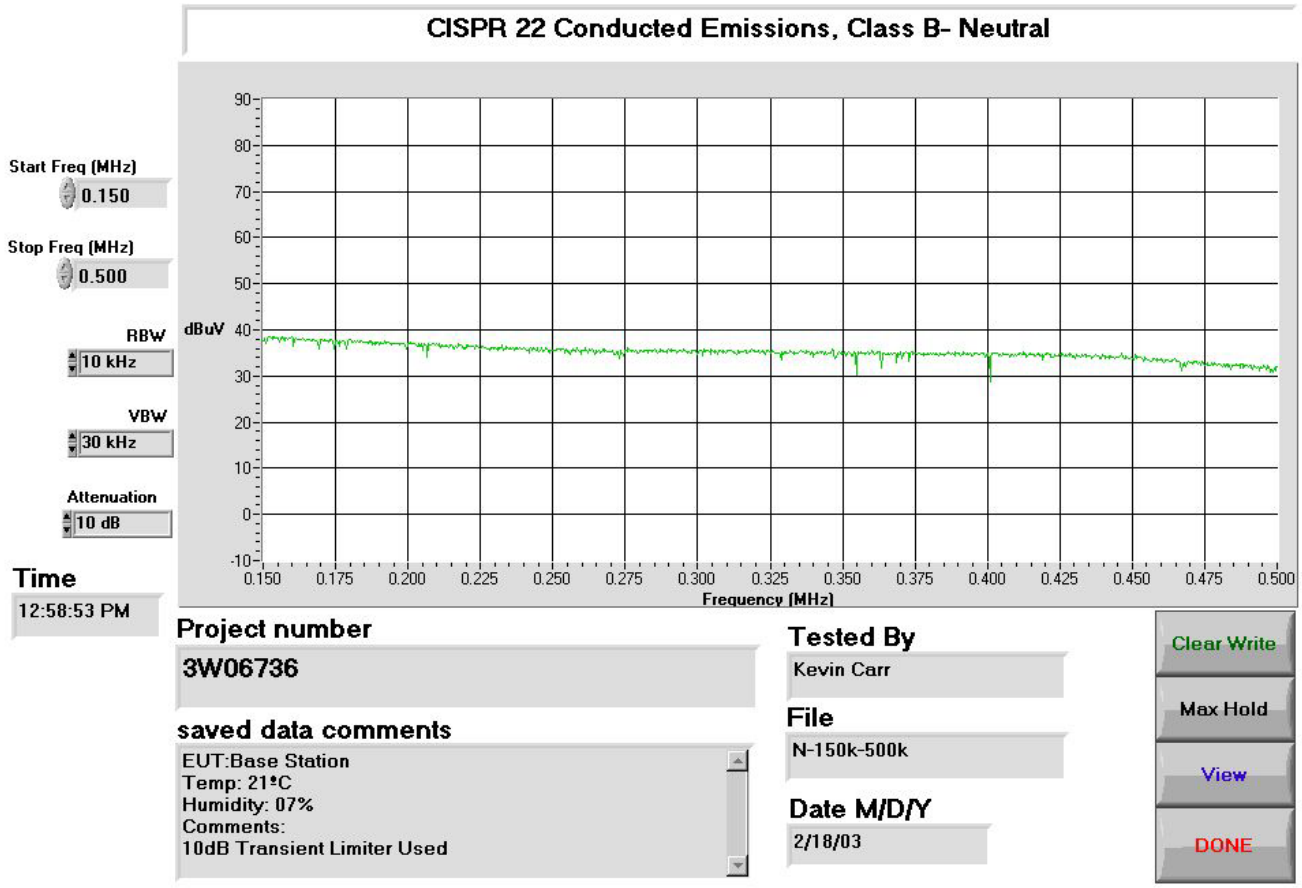

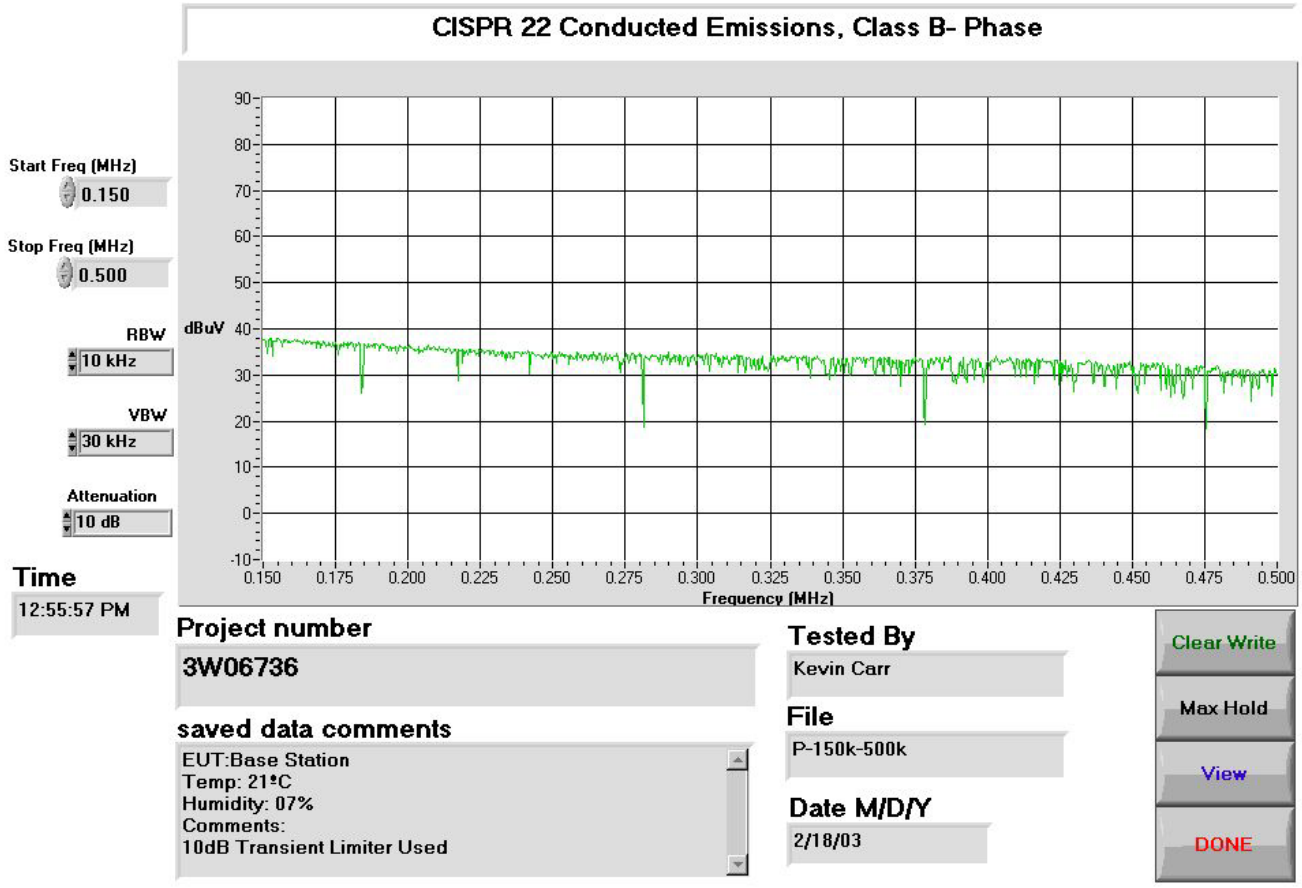
CISPR 22 Conducted Emissions, Class B- Phase
Start Freq (MHz)
0.150
Stop Freq (MHz)
0.500
RBW
10 kHz
VBW
30 kHz
Attenuation
10 dB
Time
12:55:57 PM
dBuV
90
80
70
60
50
40
30
20
10
0
-10
0.150
0.175
0.200
0.225
0.250
0.275
0.300
0.325
0.350
0.375
0.400
0.425
0.450
0.475
0.500
Frequency (MHz)
Project number
3W06736
saved data comments
EUT:Base Station
Temp: 21°C
Humidity: 07%
Comments:
10dB Transient Limiter Used
Tested By
Kevin Carr
File
P-150k-500k
Date M/D/Y
2/18/03
Clear Write
Max Hold
View
DONE

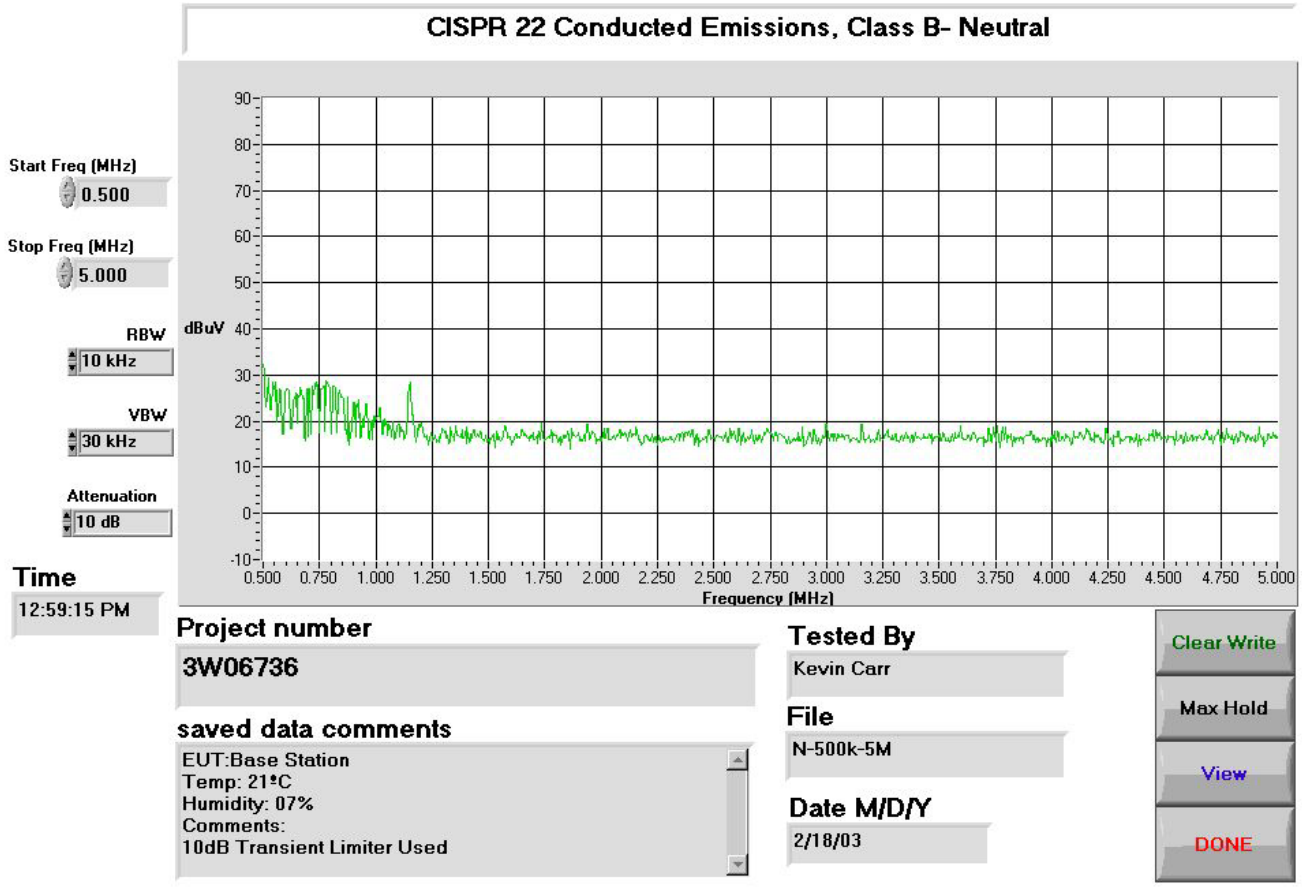
CISPR 22 Conducted Emissions, Class B- Neutral
Start Freq (MHz)
0.500
Stop Freq (MHz)
5.000
RBW
10 kHz
VBW
30 kHz
Attenuation
10 dB
Time
12:59:15 PM
dBuV
90
80
70
60
50
40
30
20
10
0
-10
0.500 0.750 1.000 1.250 1.500 1.750 2.000 2.250 2.500 2.750 3.000 3.250 3.500 3.750 4.000 4.250 4.500 4.750 5.000
Frequency (MHz)
Project number
3W06736
saved data comments
EUT:Base Station
Temp: 21°C
Humidity: 07%
Comments:
10dB Transient Limiter Used
Tested By
Kevin Carr
File
N-500k-5M
Date M/D/Y
2/18/03
Clear Write
Max Hold
View
DONE

## CISPR 22 Conducted Emissions, Class B- Phase

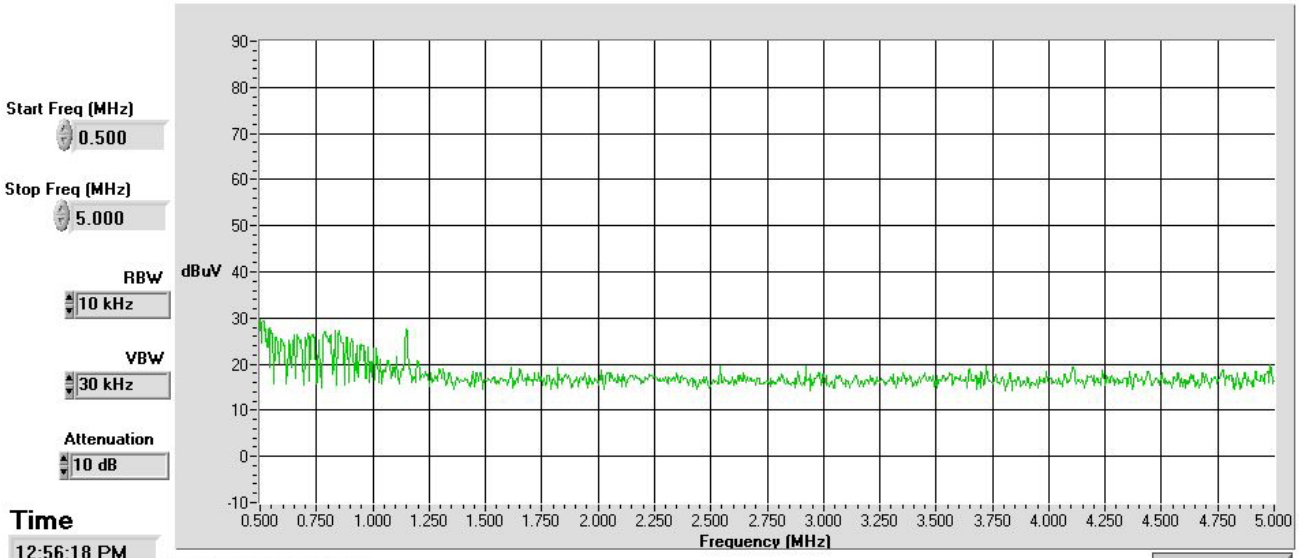


**Time**
12:56:18 PM

**Project number**
3W06736

**Tested By**
Kevin Carr

**File**
P-500k-5M

**Date M/D/Y**
2/18/03

**saved data comments**
EUT:Base Station
Temp: 21°C
Humidity: 07%
Comments:
10dB Transient Limiter Used

Clear Write
Max Hold
View
DONE

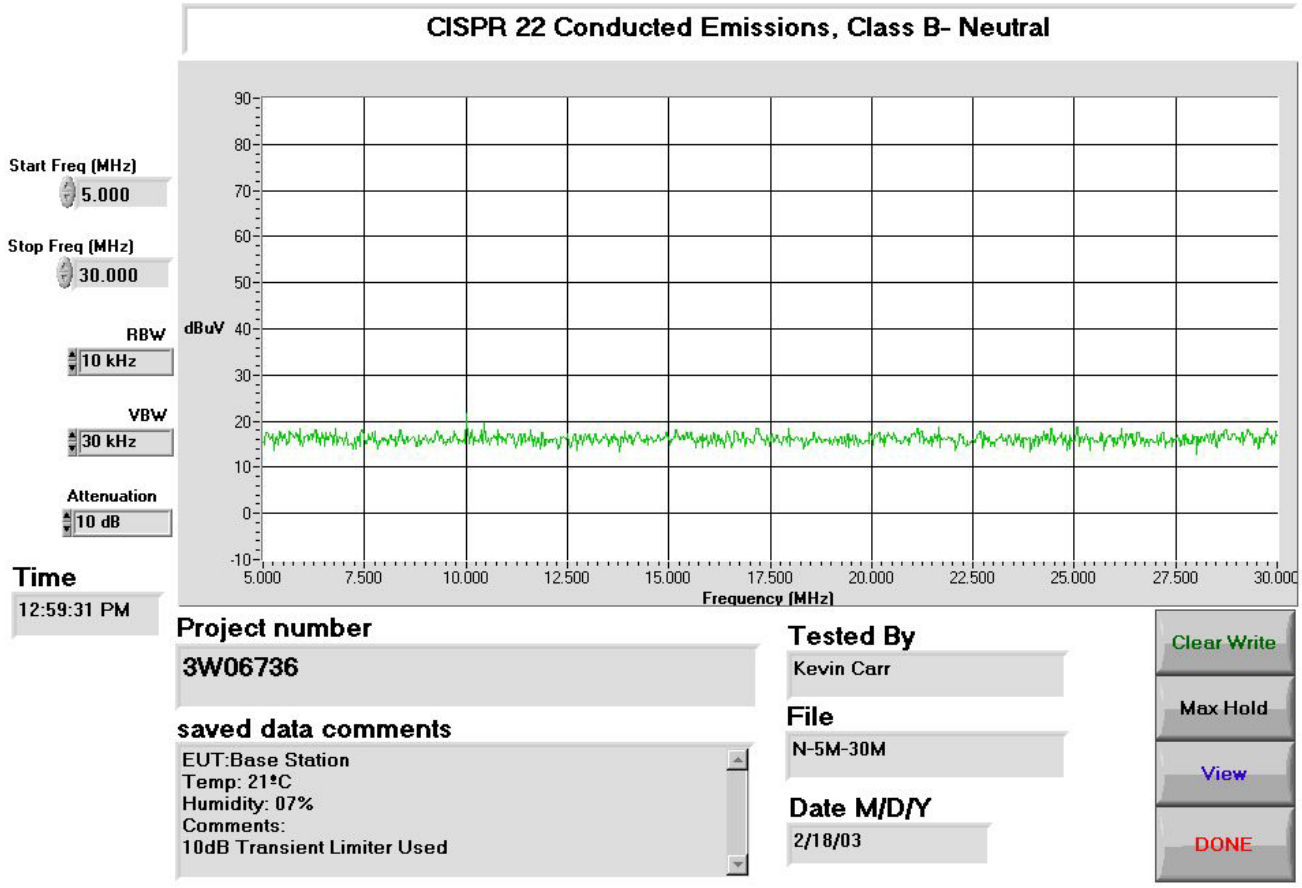
CISPR 22 Conducted Emissions, Class B- Neutral
Start Freq (MHz)
5.000
Stop Freq (MHz)
30.000
RBW
10 kHz
VBW
30 kHz
Attenuation
10 dB
Time
12:59:31 PM
dBuV
90
80
70
60
50
40
30
20
10
0
-10
5.000
7.500
10.000
12.500
15.000
17.500
20.000
22.500
25.000
27.500
30.000
Frequency (MHz)
Project number
3W06736
saved data comments
EUT:Base Station
Temp: 21°C
Humidity: 07%
Comments:
10dB Transient Limiter Used
Tested By
Kevin Carr
File
N-5M-30M
Date M/D/Y
2/18/03
Clear Write
Max Hold
View
DONE

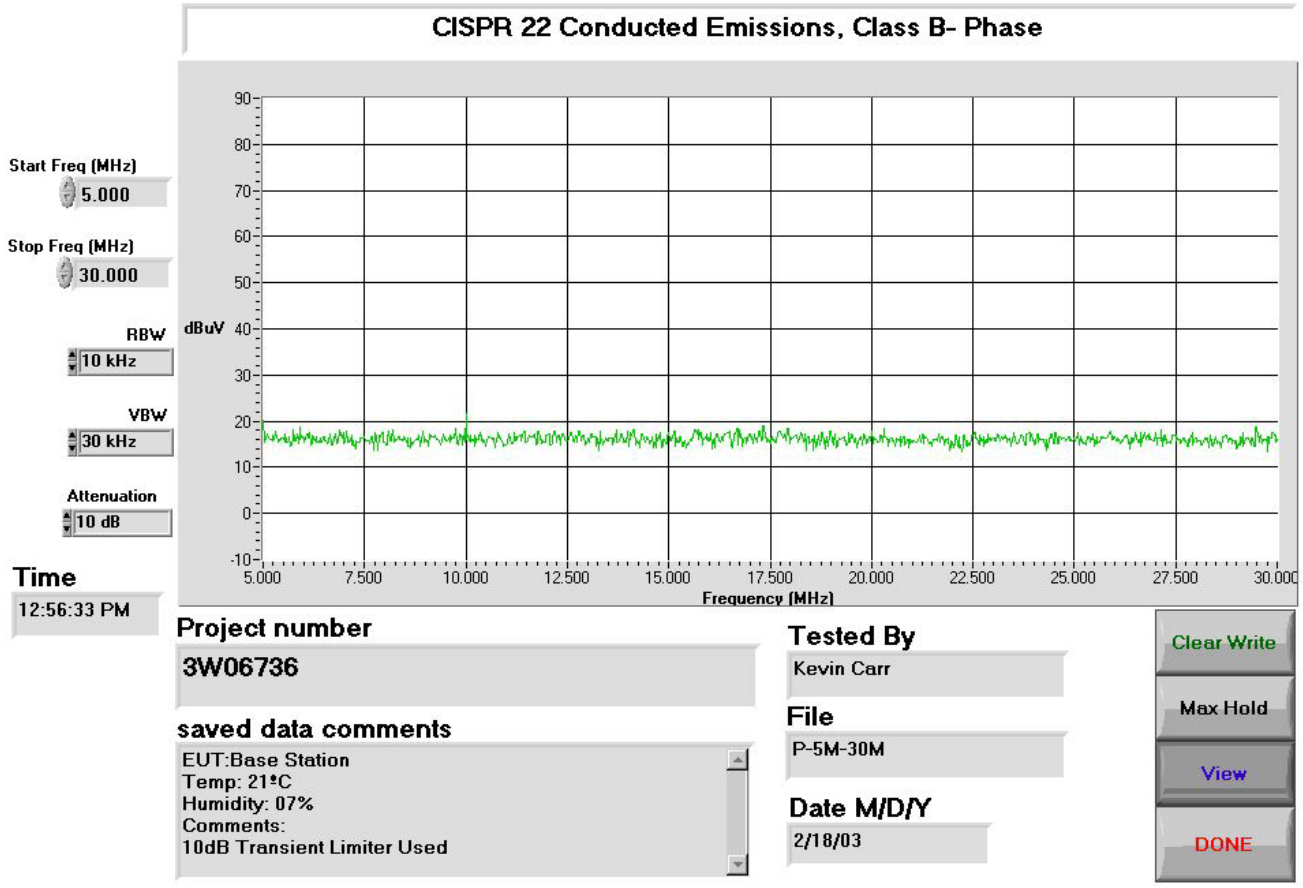
CISPR 22 Conducted Emissions, Class B- Phase
Start Freq (MHz)
5.000
Stop Freq (MHz)
30.000
RBW
10 kHz
VBW
30 kHz
Attenuation
10 dB
Time
12:56:33 PM
dBuV
90
80
70
60
50
40
30
20
10
0
-10
5.000
7.500
10.000
12.500
15.000
17.500
20.000
22.500
25.000
27.500
30.000
Frequency (MHz)
Project number
3W06736
saved data comments
EUT:Base Station
Temp: 21°C
Humidity: 07%
Comments:
10dB Transient Limiter Used
Tested By
Kevin Carr
File
P-5M-30M
Date M/D/Y
2/18/03
Clear Write
Max Hold
View
DONE