Open View of the SCS Remote Chassis with designations of components.
1 RF Board, 1 LPA, and 1 Tuned Filter represent 1 Band.



Open View of the empty SCS Remote Chassis.



Digivance Street Coverage Solution (SCS)
STM Board
Full Top View



Digivance Street Coverage Solution (SCS) (labeled as SMR DB in photo)
STM Board
Top View - Lower Left



Digivance Street Coverage Solution (SCS) (labeled as SMR DB in photo)
STM Board
Top View - Lower Middle



Digivance Street Coverage Solution (SCS) (labeled as SMR DB in photo)
STM Board
Top View - Lower Right



Digivance Street Coverage Solution (SCS)
STM Board
Top View - Upper Right



Digivance Street Coverage Solution (SCS)
STM Board
Top View - Upper Middle



Digivance Street Coverage Solution (SCS) (labeled as SMR DB in photo)
STM Board
Top View - Upper Left



Digivance Street Coverage Solution (SCS)
STM Board
Full Bottom View



Digivance Street Coverage Solution (SCS) (labeled as SMR DB in photo)
STM Board
Bottom View - Lower Left



Digivance Street Coverage Solution (SCS) (labeled as SMR DB in photo)
STM Board
Bottom View - Lower Middle



Digivance Street Coverage Solution (SCS) (labeled as SMR DB in photo)
STM Board
Bottom View - Lower Right



Digivance Street Coverage Solution (SCS)
STM Board
Bottom View - Upper Right



Digivance Street Coverage Solution (SCS)
STM Board
Bottom View - Upper Middle



Digivance Street Coverage Solution (SCS)
STM Board
Bottom View - Upper Left



Digivance Street Coverage Solution (SCS)
Quadplexer (a.k.a. Power Monitor / Filter)
Open Top View



Digivance Street Coverage Solution (SCS)
Quadplexer (a.k.a. Power Monitor / Filter)
Open Bottom View



Digivance SCS Power Monitor Board
Top View



Digivance SCS Power Monitor Board
Bottom View