Test Laboratory: BTL Date: 2023/5/8

Bluetooth

Frequency: 2480 MHz; Duty Cycle: 1:1; Room Ambient Temperature: 23.0°C; Liquid Temperature: 22.0°C
Medium parameters used: f = 2480 MHz; σ = 1.873 S/m; ε_r = 40.512; ρ = 1000 kg/m^3
DASY5 Configuration:
- Area Scan Setting: Find Secondary Maximum Within: 2.0 dB and with a peak SAR value greater than 0.0012W/kg
- Electronics: DAE4 Sn1764; Calibrated: 2023/1/3
- Probe: EX3DV4 - SN7781; ConvF(7.33, 7.33, 7.33) @ 2480 MHz; Calibrated: 2022/12/23
- Sensor-Surface: 1.4mm (Mechanical Surface Detection (Locations From Previous Scan Used)), Sensor-Surface: 1.4mm (Mechanical Surface Detection)
- Phantom: ELI V8.0 (20deg probe tilt); Type: QD OVA 004 Ax; Serial: 2149

Tablet/Aux Ant/Edge 2/Bluetooth_Ch78/Area Scan (7x8x1):

Measurement grid: dx=12mm, dy=12mm
Maximum value of SAR (measured) = 0.0406 W/kg

Tablet/Aux Ant/Edge 2/Bluetooth_Ch78/Zoom Scan (7x7x7)/Cube 0:

Measurement grid: dx=5mm, dy=5mm, dz=5mm
Reference Value = 0.4310 V/m; Power Drift = -0.02 dB
Peak SAR (extrapolated) = 0.0680 W/kg
SAR(1 g) = 0.025 W/kg; SAR(10 g) = 0.012 W/kg
Smallest distance from peaks to all points 3 dB below: Larger than measurement grid
Ratio of SAR at M2 to SAR at M1 = 50.4%
Maximum value of SAR (measured) = 0.0399 W/kg

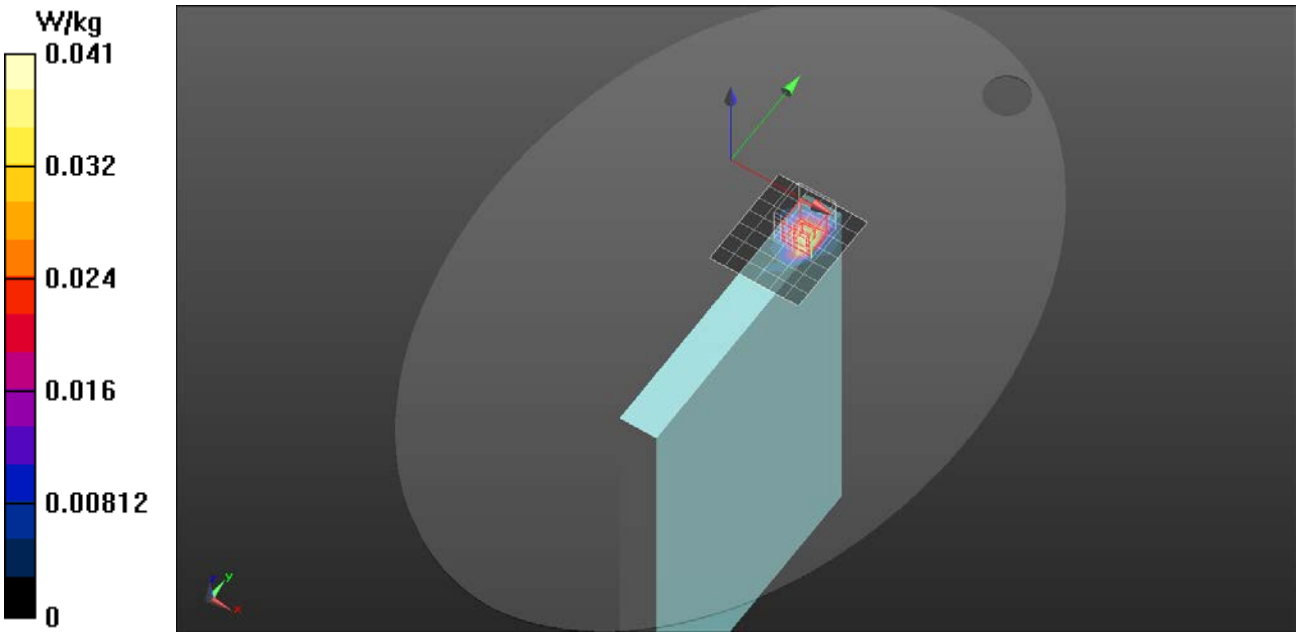

Test Laboratory: BTL Date: 2023/5/8

WIFI 2.4G

Frequency: 2437 MHz; Duty Cycle: 1:1; Room Ambient Temperature: 23.0°C; Liquid Temperature: 22.0°C
Medium parameters used (interpolated): f = 2437 MHz; σ = 1.827 S/m; ε_r = 40.698; ρ = 1000 kg/m^3
DASY5 Configuration:
- Area Scan Setting: Find Secondary Maximum Within: 2.0 dB and with a peak SAR value greater than 0.0012W/kg
- Electronics: DAE4 Sn1764; Calibrated: 2023/1/3
- Probe: EX3DV4 - SN7781; ConvF(7.33, 7.33, 7.33) @ 2437 MHz; Calibrated: 2022/12/23
- Sensor-Surface: 1.4mm (Mechanical Surface Detection)
- Phantom: ELI V8.0 (20deg probe tilt); Type: QD OVA 004 Ax; Serial: 2149

Tablet/Main Ant/Edge 4/802.11b_Ch6/Area Scan (7x8x1):

Measurement grid: dx=12mm, dy=12mm
Maximum value of SAR (measured) = 0.804 W/kg

Tablet/Main Ant/Edge 4/802.11b_Ch6/Zoom Scan (7x7x7)/Cube 0:

Measurement grid: dx=5mm, dy=5mm, dz=5mm
Reference Value = 5.847 V/m; Power Drift = -0.03 dB
Peak SAR (extrapolated) = 1.10 W/kg
SAR(1 g) = 0.587 W/kg; SAR(10 g) = 0.287 W/kg
Smallest distance from peaks to all points 3 dB below = 10.6 mm
Ratio of SAR at M2 to SAR at M1 = 54.5%
Maximum value of SAR (measured) = 0.911 W/kg

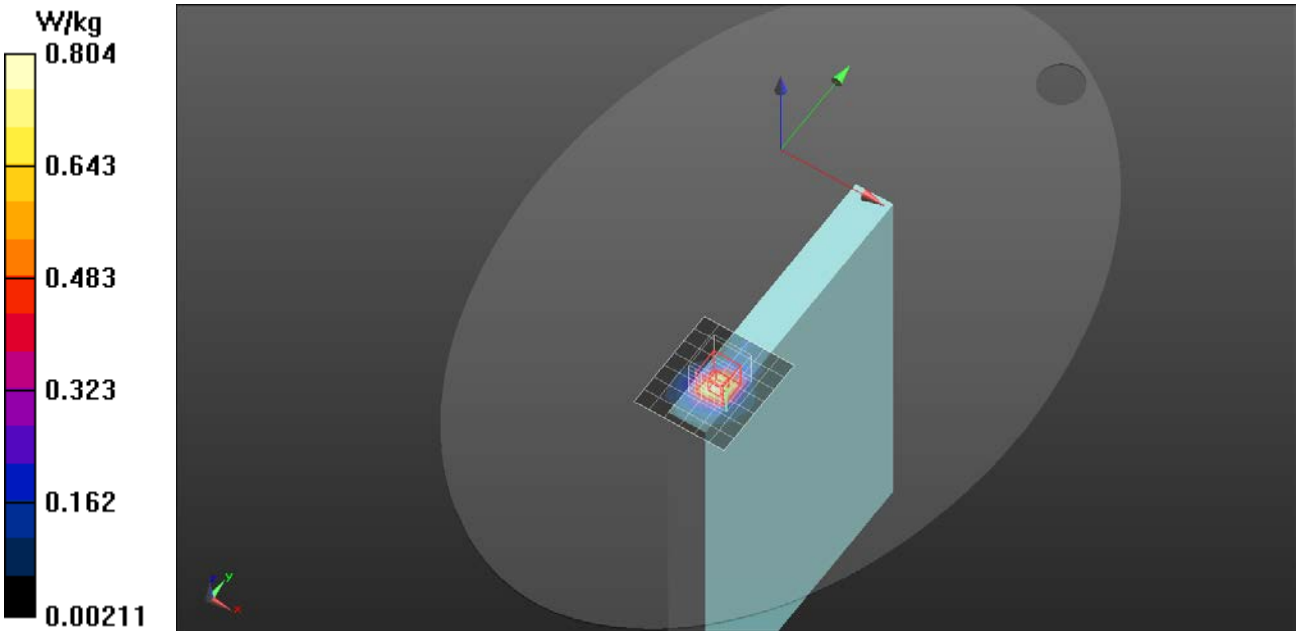

Test Laboratory: BTL Date: 2023/5/8

WIFI 2.4G

Frequency: 2462 MHz; Duty Cycle: 1:1; Room Ambient Temperature: 23.0°C; Liquid Temperature: 22.0°C
Medium parameters used: f = 2462 MHz; σ = 1.853 S/m; ε_r = 40.602; ρ = 1000 kg/m^3
DASY5 Configuration:
- Area Scan Setting: Find Secondary Maximum Within: 2.0 dB and with a peak SAR value greater than 0.0012W/kg
- Electronics: DAE4 Sn1764; Calibrated: 2023/1/3
- Probe: EX3DV4 - SN7781; ConvF(7.33, 7.33, 7.33) @ 2462 MHz; Calibrated: 2022/12/23
- Sensor-Surface: 1.4mm (Mechanical Surface Detection (Locations From Previous Scan Used)), Sensor-Surface: 1.4mm (Mechanical Surface Detection)
- Phantom: ELI V8.0 (20deg probe tilt); Type: QD OVA 004 Ax; Serial: 2149

Tablet/Aux Ant/Edge 2/802.11b_Ch11/Area Scan (7x8x1):

Measurement grid: dx=12mm, dy=12mm
Maximum value of SAR (measured) = 1.08 W/kg

Tablet/Aux Ant/Edge 2/802.11b_Ch11/Zoom Scan (7x7x7)/Cube 0:

Measurement grid: dx=5mm, dy=5mm, dz=5mm
Reference Value = 6.960 V/m; Power Drift = -0.08 dB
Peak SAR (extrapolated) = 1.72 W/kg
SAR(1 g) = 0.917 W/kg; SAR(10 g) = 0.446 W/kg
Smallest distance from peaks to all points 3 dB below = 10.4 mm
Ratio of SAR at M2 to SAR at M1 = 54.8%
Maximum value of SAR (measured) = 1.42 W/kg

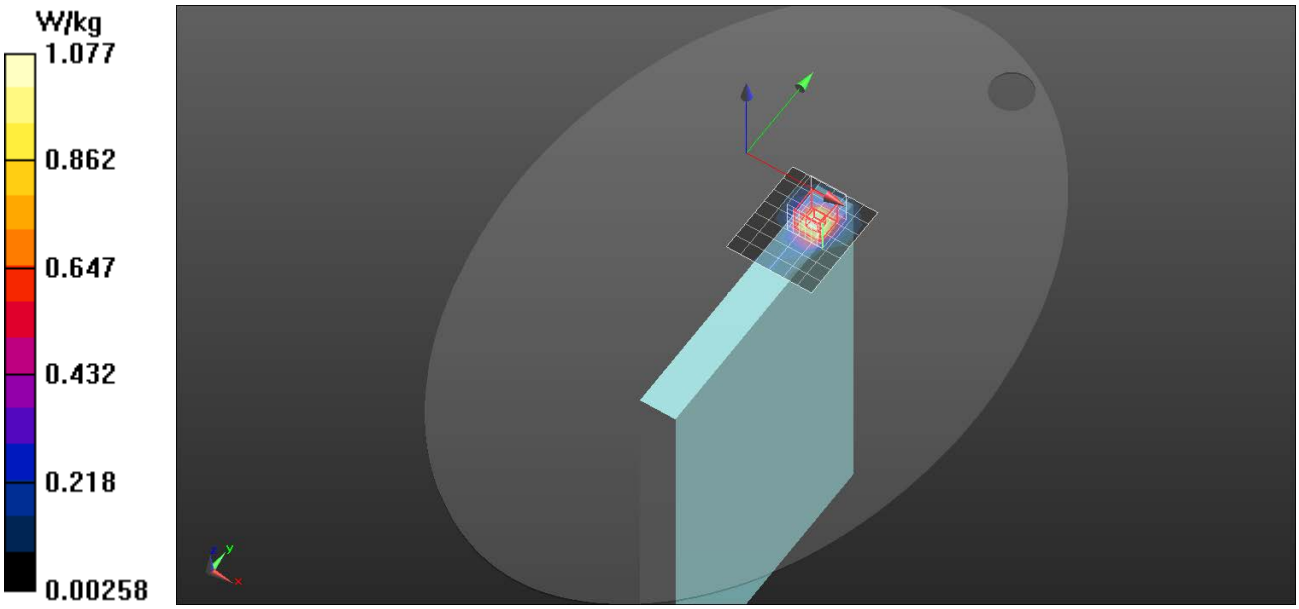

Test Laboratory: BTL Date: 2023/5/4

WIFI 5G

Frequency: 5290 MHz; Duty Cycle: 1:1; Room Ambient Temperature: 23.0°C; Liquid Temperature: 22.0°C
Medium parameters used (interpolated): f = 5290 MHz; σ = 4.726 S/m; ε_r = 35.052; ρ = 1000 kg/m^3
DASY5 Configuration:
- Area Scan Setting: Find Secondary Maximum Within: 2.0 dB and with a peak SAR value greater than 0.0012W/kg
- Electronics: DAE4 Sn1764; Calibrated: 2023/1/3
- Probe: EX3DV4 - SN7781; ConvF(5, 5, 5) @ 5290 MHz; Calibrated: 2022/12/23
- Sensor-Surface: 1.4mm (Mechanical Surface Detection)
- Phantom: ELI V8.0 (20deg probe tilt); Type: QD OVA 004 Ax; Serial: 2149

Tablet/Main Ant/Edge 4/802.11ac80_Ch58/Area Scan (8x10x1):

Measurement grid: dx=10mm, dy=10mm
Maximum value of SAR (measured) = 0.172 W/kg

Tablet/Main Ant/Edge 4/802.11ac80_Ch58/Zoom Scan (7x7x12)/Cube 0:

Measurement grid: dx=4mm, dy=4mm, dz=2mm
Reference Value = 1.485 V/m; Power Drift = -0.06 dB
Peak SAR (extrapolated) = 0.296 W/kg
SAR(1 g) = 0.070 W/kg; SAR(10 g) = 0.019 W/kg
Smallest distance from peaks to all points 3 dB below = 6.8 mm
Ratio of SAR at M2 to SAR at M1 = 49.8%
Maximum value of SAR (measured) = 0.177 W/kg

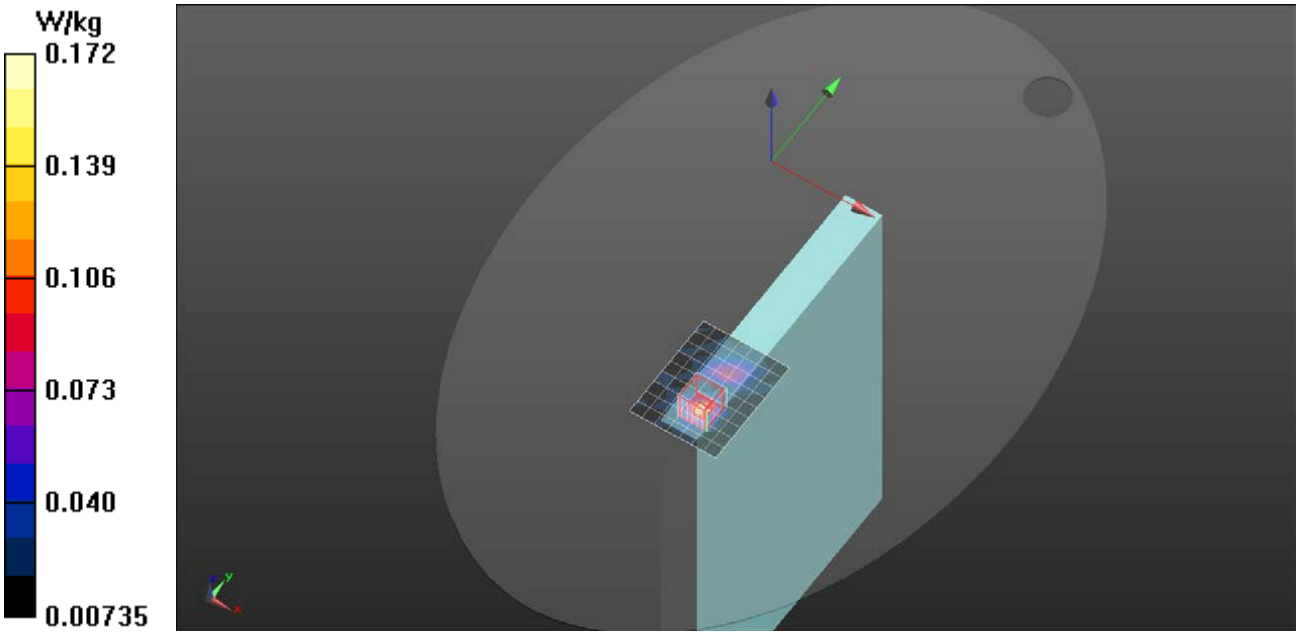

Test Laboratory: BTL Date: 2023/5/4

WIFI 5G

Frequency: 5290 MHz; Duty Cycle: 1:1; Room Ambient Temperature: 23.0°C; Liquid Temperature: 22.0°C
Medium parameters used (interpolated): f = 5290 MHz; σ = 4.726 S/m; ε_r = 35.052; ρ = 1000 kg/m^3
DASY5 Configuration:
- Area Scan Setting: Find Secondary Maximum Within: 2.0 dB and with a peak SAR value greater than 0.0012W/kg
- Electronics: DAE4 Sn1764; Calibrated: 2023/1/3
- Probe: EX3DV4 - SN7781; ConvF(5, 5, 5) @ 5290 MHz; Calibrated: 2022/12/23
- Sensor-Surface: 1.4mm (Mechanical Surface Detection)
- Phantom: ELI V8.0 (20deg probe tilt); Type: QD OVA 004 Ax; Serial: 2149

Tablet/Aux Ant/Edge 2/802.11ac80_Ch58/Area Scan (8x10x1):

Measurement grid: dx=10mm, dy=10mm
Maximum value of SAR (measured) = 1.66 W/kg

Tablet/Aux Ant/Edge 2/802.11ac80_Ch58/Zoom Scan (7x7x12)/Cube 0: Measurement grid:

dx=4mm, dy=4mm, dz=2mm
Reference Value = 6.910 V/m; Power Drift = -0.05 dB
Peak SAR (extrapolated) = 3.00 W/kg
SAR(1 g) = 0.706 W/kg; SAR(10 g) = 0.229 W/kg
Smallest distance from peaks to all points 3 dB below = 6.1 mm
Ratio of SAR at M2 to SAR at M1 = 54.1%
Maximum value of SAR (measured) = 1.70 W/kg

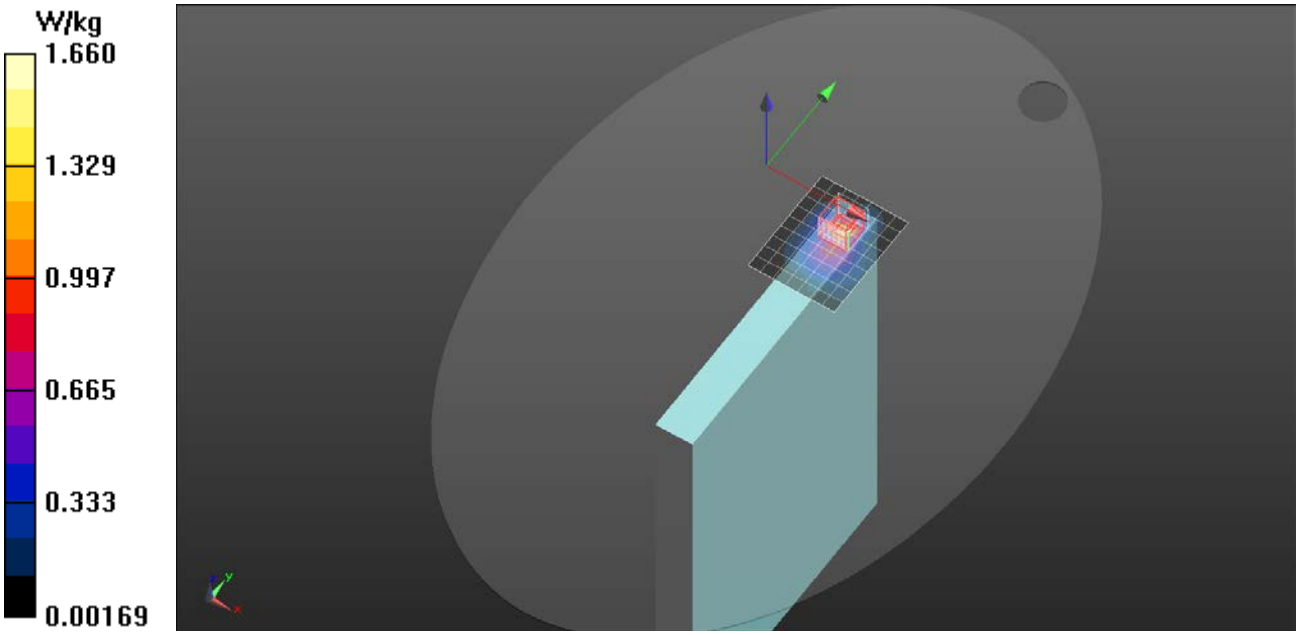

Test Laboratory: BTL Date: 2023/5/4

WIFI 5G

Frequency: 5610 MHz; Duty Cycle: 1:1; Room Ambient Temperature: 23.0°C; Liquid Temperature: 22.0°C
Medium parameters used (interpolated): f = 5610 MHz; σ = 5.102 S/m; ε_r = 34.272; ρ = 1000 kg/m^3
DASY5 Configuration:
- Area Scan Setting: Find Secondary Maximum Within: 2.0 dB and with a peak SAR value greater than 0.0012W/kg
- Electronics: DAE4 Sn1764; Calibrated: 2023/1/3
- Probe: EX3DV4 - SN7781; ConvF(4.37, 4.37, 4.37) @ 5610 MHz; Calibrated: 2022/12/23
- Sensor-Surface: 1.4mm (Mechanical Surface Detection (Locations From Previous Scan Used)), Sensor-Surface: 1.4mm (Mechanical Surface Detection)
- Phantom: ELI V8.0 (20deg probe tilt); Type: QD OVA 004 Ax; Serial: 2149

Tablet/Main Ant/Edge 4/802.11ac80_Ch122/Area Scan (8x10x1):

Measurement grid: dx=10mm, dy=10mm
Maximum value of SAR (measured) = 0.427 W/kg

Tablet/Main Ant/Edge 4/802.11ac80_Ch122/Zoom Scan (7x7x12)/Cube 0: Measurement grid: dx=4mm, dy=4mm, dz=2mm

Reference Value = 0 V/m; Power Drift = 0.03 dB
Peak SAR (extrapolated) = 0.740 W/kg
SAR(1 g) = 0.163 W/kg; SAR(10 g) = 0.051 W/kg
Smallest distance from peaks to all points 3 dB below = 7.5 mm
Ratio of SAR at M2 to SAR at M1 = 47.1%
Maximum value of SAR (measured) = 0.443 W/kg

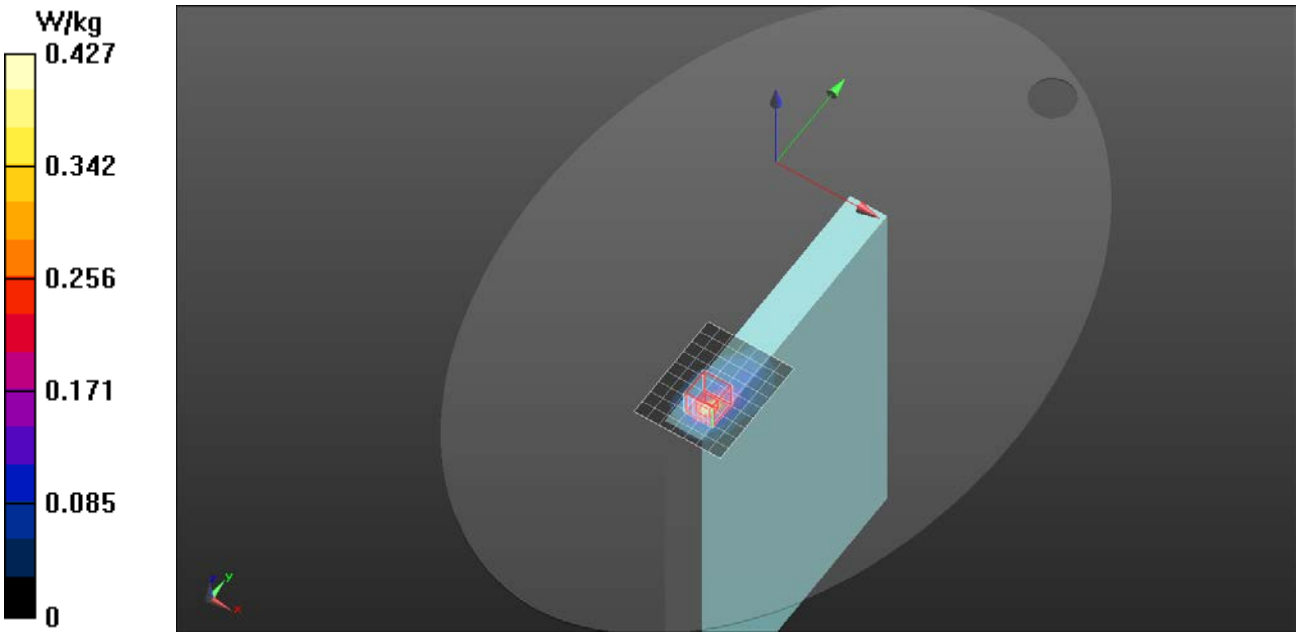

Test Laboratory: BTL Date: 2023/5/4

WIFI-5G

Frequency: 5610 MHz; Duty Cycle: 1:1; Room Ambient Temperature: 23.0°C; Liquid Temperature: 22.0°C
Medium parameters used (interpolated): f = 5610 MHz; σ = 5.102 S/m; ε_r = 34.272; ρ = 1000 kg/m^3
DASY5 Configuration:
- Area Scan Setting: Find Secondary Maximum Within: 2.0 dB and with a peak SAR value greater than 0.0012W/kg
- Electronics: DAE4 Sn1764; Calibrated: 2023/1/3
- Probe: EX3DV4 - SN7781; ConvF(4.37, 4.37, 4.37) @ 5610 MHz; Calibrated: 2022/12/23
- Sensor-Surface: 1.4mm (Mechanical Surface Detection (Locations From Previous Scan Used)), Sensor-Surface: 1.4mm (Mechanical Surface Detection)
- Phantom: ELI V8.0 (20deg probe tilt); Type: QD OVA 004 Ax; Serial: 2149

Tablet/Aux Ant/Edge 2/802.11ac80_Ch122/Area Scan (8x10x1):

Measurement grid: dx=10mm, dy=10mm
Maximum value of SAR (measured) = 1.25 W/kg

Tablet/Aux Ant/Edge 2/802.11ac80_Ch122/Zoom Scan (7x7x12)/Cube 0: Measurement grid: dx=4mm, dy=4mm, dz=2mm

Reference Value = 1.773 V/m; Power Drift = 0.05 dB
Peak SAR (extrapolated) = 2.67 W/kg
SAR(1 g) = 0.604 W/kg; SAR(10 g) = 0.233 W/kg
Smallest distance from peaks to all points 3 dB below = 6.2 mm
Ratio of SAR at M2 to SAR at M1 = 51.5%
Maximum value of SAR (measured) = 1.44 W/kg

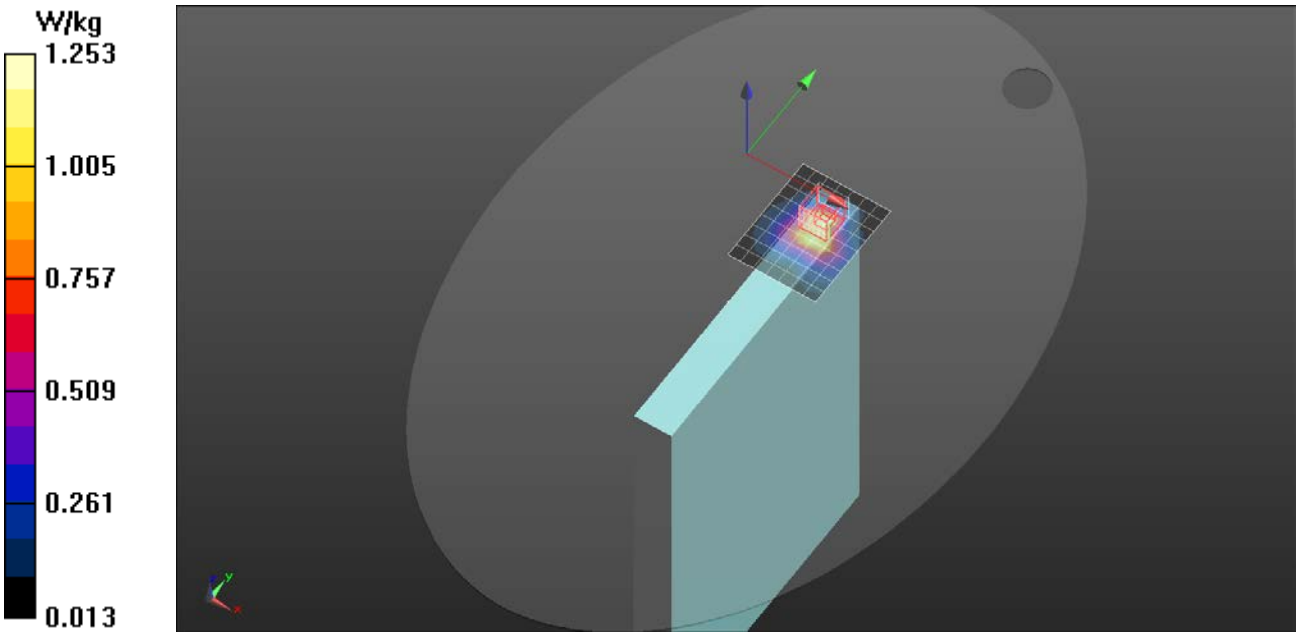

Test Laboratory: BTL Date: 2023/5/4

WIFI 5G

Frequency: 5775 MHz; Duty Cycle: 1:1; Room Ambient Temperature: 23.0°C; Liquid Temperature: 22.0°C
Medium parameters used (interpolated): f = 5775 MHz; σ = 5.299 S/m; ε_r = 33.898; ρ = 1000 kg/m^3
DASY5 Configuration:
- Area Scan Setting: Find Secondary Maximum Within: 2.0 dB and with a peak SAR value greater than 0.0012W/kg
- Electronics: DAE4 Sn1764; Calibrated: 2023/1/3
- Probe: EX3DV4 - SN7781; ConvF(4.57, 4.57, 4.57) @ 5775 MHz; Calibrated: 2022/12/23
- Sensor-Surface: 1.4mm (Mechanical Surface Detection (Locations From Previous Scan Used)), Sensor-Surface: 1.4mm (Mechanical Surface Detection)
- Phantom: ELI V8.0 (20deg probe tilt); Type: QD OVA 004 Ax; Serial: 2149

Tablet/Main Ant/Edge 4/802.11ac80_Ch155/Area Scan (8x10x1): Measurement grid: dx=10mm, dy=10mm

Maximum value of SAR (measured) = 0.435 W/kg

Tablet/Main Ant/Edge 4/802.11ac80_Ch155/Zoom Scan (7x7x12)/Cube 0: Measurement grid: dx=4mm, dy=4mm, dz=2mm

Reference Value = 0 V/m; Power Drift = 0.08 dB
Peak SAR (extrapolated) = 0.926 W/kg
SAR(1 g) = 0.174 W/kg; SAR(10 g) = 0.057 W/kg
Smallest distance from peaks to all points 3 dB below = 7.2 mm
Ratio of SAR at M2 to SAR at M1 = 47.9%
Maximum value of SAR (measured) = 0.447 W/kg

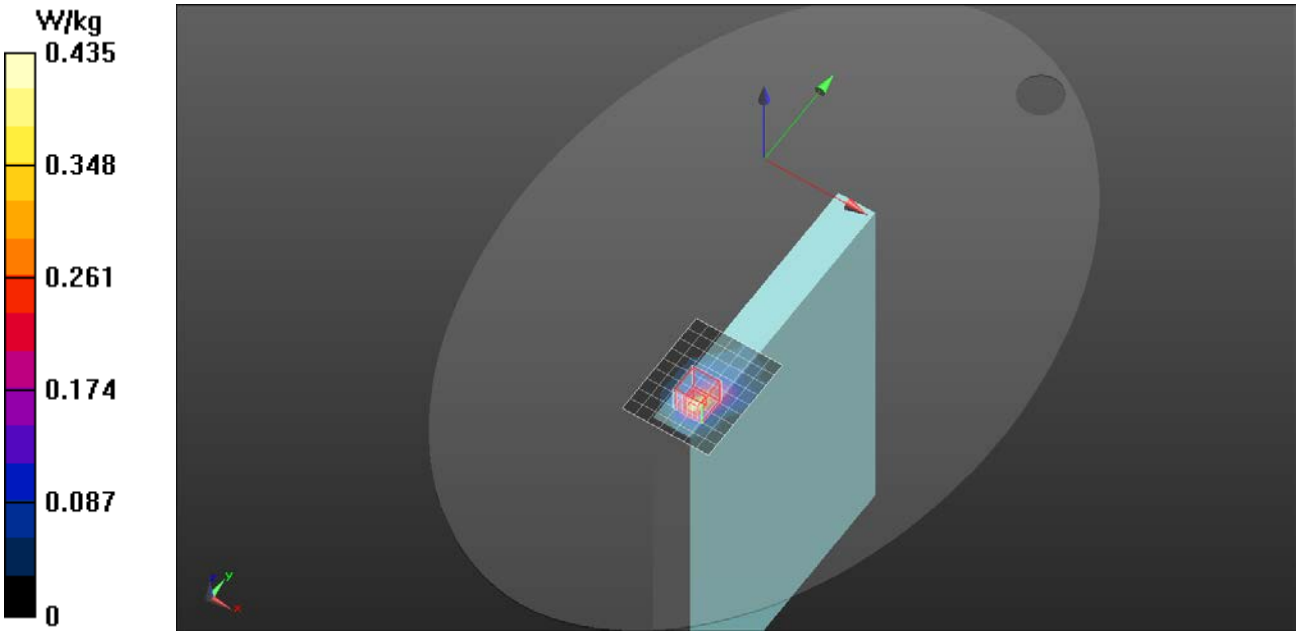

Test Laboratory: BTL Date: 2023/5/4

WIFI 5G

Frequency: 5775 MHz; Duty Cycle: 1:1; Room Ambient Temperature: 23.0°C; Liquid Temperature: 22.0°C
Medium parameters used (interpolated): f = 5775 MHz; σ = 5.299 S/m; ε_r = 33.898; ρ = 1000 kg/m^3
DASY5 Configuration:
- Area Scan Setting: Find Secondary Maximum Within: 2.0 dB and with a peak SAR value greater than 0.0012W/kg
- Electronics: DAE4 Sn1764; Calibrated: 2023/1/3
- Probe: EX3DV4 - SN7781; ConvF(4.57, 4.57, 4.57) @ 5775 MHz; Calibrated: 2022/12/23
- Sensor-Surface: 1.4mm (Mechanical Surface Detection (Locations From Previous Scan Used)), Sensor-Surface: 1.4mm (Mechanical Surface Detection)
- Phantom: ELI V8.0 (20deg probe tilt); Type: QD OVA 004 Ax; Serial: 2149

Tablet/Aux Ant/Edge 2/802.11ac80_Ch155/Area Scan (8x10x1): Measurement grid: dx=10mm, dy=10mm

Maximum value of SAR (measured) = 1.31 W/kg

Tablet/Aux Ant/Edge 2/802.11ac80_Ch155/Zoom Scan (7x7x12)/Cube 0: Measurement grid: dx=4mm, dy=4mm, dz=2mm

Reference Value = 0 V/m; Power Drift = 0.04 dB
Peak SAR (extrapolated) = 3.10 W/kg
SAR(1 g) = 0.699 W/kg; SAR(10 g) = 0.270 W/kg
Smallest distance from peaks to all points 3 dB below = 8.9 mm
Ratio of SAR at M2 to SAR at M1 = 47.7%
Maximum value of SAR (measured) = 1.63 W/kg

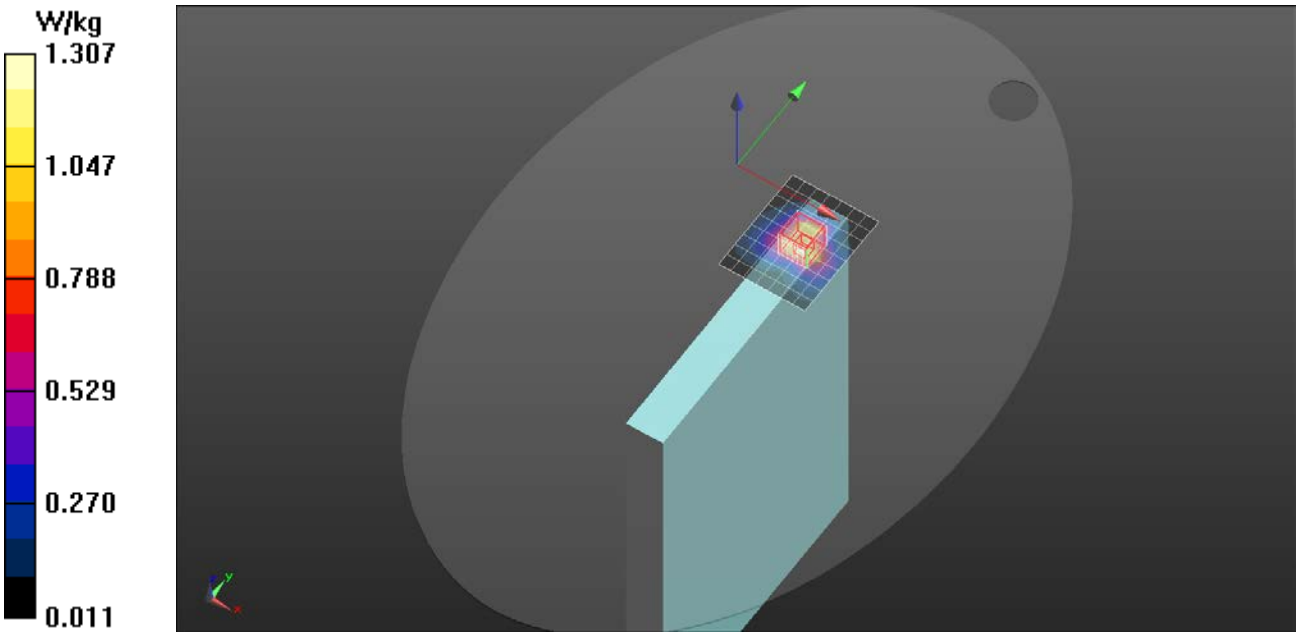

Device Under Test Properties

Model, Manufacturer	Dimensions [mm]	IMEI	DUT Type
Device,	225.0 x 325.0 x 30.0		Tablet

Exposure Conditions

Phantom Section, TSL	Position, Test Distance [mm]	Band	Group, UID	Frequency [MHz], Channel Number	Conversion Factor	TSL Conductivity [S/m]	TSL Permittivity
Flat, HSL	EDGE RIGHT, 0.00	U-NII-5	WLAN, 10755-AAC	6185.0, 47	5.4	5.90	36.4

Hardware Setup

Phantom	TSL, Measured Date	Probe, Calibration Date	DAE, Calibration Date
ELI V8.0 (20deg probe tilt) - 2149	H6.5H Charge: xxxx,2023 -04-28	EX3DV4 - SN7369, 2022-05-28	DAE4 Sn1486, 2022-05-31

Scans Setup

	Area Scan	Zoom Scan
Grid Extents [mm]	68.0 x 85.0	22.0 x 22.0 x 22.0
Grid Steps [mm]	8.5 x 8.5	3.4 x 3.4 x 1.4
Sensor Surface [mm]	3.0	1.4
Graded Grid	Yes	Yes
Grading Ratio	1.5	1.4
MAIA	Y	Y
Surface Detection	All points	All points
Scan Method	Measured	Measured

Measurement Results

	Area Scan	Zoom Scan
Date	2023-04-28,	2023-04-28,
psSAR1g [W/kg]	0.089	0.099
psSAR10g [W/kg]	0.035	0.035
psAPD (1.0cm2, sq) [W/m2]		0.991
psAPD (4.0cm2, sq) [W/m2]		0.800
Power Drift [dB]	0.08	0.04
Power Scaling	Disabled	Disabled
Scaling Factor [dB]		
TSL Correction	Positive	Positive
M2/M1 [%]		53.7
Dist 3dB Peak [mm]		8.3


Interpolated SAR [W/kg]
0.117
0

Device Under Test Properties

Model, Manufacturer	Dimensions [mm]	IMEI	DUT Type
Device,	225.0 x 325.0 x 30.0		Tablet

Exposure Conditions

Phantom Section, TSL	Position, Test Distance [mm]	Band	Group, UID	Frequency [MHz], Channel Number	Conversion Factor	TSL Conductivity [S/m]	TSL Permittivity
Flat, HSL	EDGE RIGHT, 0.00	U-NII-5	WLAN, 10755-AAC	6185.0, 47	5.4	5.90	36.4

Hardware Setup

Phantom	TSL, Measured Date	Probe, Calibration Date	DAE, Calibration Date
ELI V8.0 (20deg probe tilt) - 2149	H6.5H Charge: xxxx, 2023-04-28	EX3DV4 - SN7369, 2022-05-28	DAE4 Sn1486, 2022-05-31

Scans Setup

	Area Scan	Zoom Scan
Grid Extents [mm]	68.0 x 85.0	22.0 x 22.0 x 22.0
Grid Steps [mm]	8.5 x 8.5	3.4 x 3.4 x 1.4
Sensor Surface [mm]	3.0	1.4
Graded Grid	Yes	Yes
Grading Ratio	1.5	1.4
MAIA	Y	Y
Surface Detection	All points	All points
Scan Method	Measured	Measured

Measurement Results

	Area Scan	Zoom Scan
Date	2023-04-28,	2023-04-28,
psSAR1g [W/kg]	0.305	0.335
psSAR10g [W/kg]	0.123	0.130
psAPD (1.0cm2, sq) [W/m2]		3.35
psAPD (4.0cm2, sq) [W/m2]		2.88
Power Drift [dB]	0.01	-0.01
Power Scaling	Disabled	Disabled
Scaling Factor [dB]		
TSL Correction	Positive	Positive
M2/M1 [%]		52.4
Dist 3dB Peak [mm]		9.5

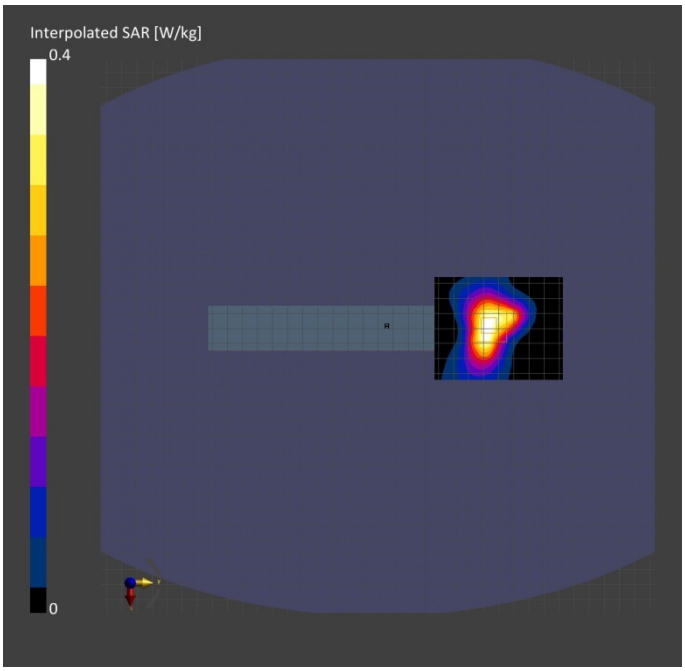
Interpolated SAR [W/kg]
0.4
0

Device Under Test Properties

Model, Manufacturer	Dimensions [mm]	IMEI	DUT Type
Device,	225.0 x 325.0 x 30.0		Tablet

Exposure Conditions

Phantom Section, TSL	Position, Test Distance [mm]	Band	Group, UID	Frequency [MHz], Channel Number	Conversion Factor	TSL Conductivity [S/m]	TSL Permittivity
Flat, HSL	EDGE RIGHT, 0.00	U-NII-6	WLAN, 10755-AAC	6505.0, 111	5.4	6.29	35.9

Hardware Setup

Phantom	TSL, Measured Date	Probe, Calibration Date	DAE, Calibration Date
ELI V8.0 (20deg probe tilt) - 2149	H6.5H Charge: xxxx, 2023-04-28	EX3DV4 - SN7369, 2022-05-28	DAE4 Sn1486, 2022-05-31

Scans Setup

	Area Scan	Zoom Scan
Grid Extents [mm]	68.0 x 85.0	22.0 x 22.0 x 22.0
Grid Steps [mm]	8.5 x 8.5	3.4 x 3.4 x 1.4
Sensor Surface [mm]	3.0	1.4
Graded Grid	Yes	Yes
Grading Ratio	1.5	1.4
MAIA	Y	Y
Surface Detection	All points	All points
Scan Method	Measured	Measured

Measurement Results

	Area Scan	Zoom Scan
Date	2023-04-28,	2023-04-28,
psSAR1g [W/kg]	0.098	0.098
psSAR10g [W/kg]	0.035	0.036
psAPD (1.0cm2, sq) [W/m2]		0.979
psAPD (4.0cm2, sq) [W/m2]		0.817
Power Drift [dB]	-0.09	-0.08
Power Scaling	Disabled	Disabled
Scaling Factor [dB]		
TSL Correction	Positive	Positive
M2/M1 [%]		-6.6
Dist 3dB Peak [mm]		9.6


Interpolated SAR [W/kg]
0.131
0

Device Under Test Properties

Model, Manufacturer	Dimensions [mm]	IMEI	DUT Type
Device,	225.0 x 325.0 x 30.0		Tablet

Exposure Conditions

Phantom Section, TSL	Position, Test Distance [mm]	Band	Group, UID	Frequency [MHz], Channel Number	Conversion Factor	TSL Conductivity [S/m]	TSL Permittivity
Flat, HSL	EDGE RIGHT, 0.00	U-NII-6	WLAN, 10755-AAC	6505.0, 111	5.4	6.29	35.9

Hardware Setup

Phantom	TSL, Measured Date	Probe, Calibration Date	DAE, Calibration Date
ELI V8.0 (20deg probe tilt) - 2149	H6.5H Charge: xxxx, 2023-04-28	EX3DV4 - SN7369, 2022-05-28	DAE4 Sn1486, 2022-05-31

Scans Setup

	Area Scan	Zoom Scan
Grid Extents [mm]	68.0 x 85.0	22.0 x 22.0 x 22.0
Grid Steps [mm]	8.5 x 8.5	3.4 x 3.4 x 1.4
Sensor Surface [mm]	3.0	1.4
Graded Grid	Yes	Yes
Grading Ratio	1.5	1.4
MAIA	Y	Y
Surface Detection	All points	All points
Scan Method	Measured	Measured

Measurement Results

	Area Scan	Zoom Scan
Date	2023-04-28,	2023-04-28,
psSAR1g [W/kg]	0.326	0.347
psSAR10g [W/kg]	0.128	0.133
psAPD (1.0cm2, sq) [W/m2]		3.47
psAPD (4.0cm2, sq) [W/m2]		2.97
Power Drift [dB]	0.05	0.03
Power Scaling	Disabled	Disabled
Scaling Factor [dB]		
TSL Correction	Positive	Positive
M2/M1 [%]		51.1
Dist 3dB Peak [mm]		10.6


Interpolated SAR [W/kg]
0.41
0

Device Under Test Properties

Model, Manufacturer	Dimensions [mm]	IMEI	DUT Type
Device,	225.0 x 325.0 x 30.0		Tablet

Exposure Conditions

Phantom Section, TSL	Position, Test Distance [mm]	Band	Group, UID	Frequency [MHz], Channel Number	Conversion Factor	TSL Conductivity [S/m]	TSL Permittivity
Flat, HSL	EDGE RIGHT, 0.00	U-NII-7	WLAN, 10755-AAC	6665.0, 143	5.4	6.52	35.5

Hardware Setup

Phantom	TSL, Measured Date	Probe, Calibration Date	DAE, Calibration Date
ELI V8.0 (20deg probe tilt) - 2149	H6.5H Charge: xxxx, 2023-04-28	EX3DV4 - SN7369, 2022-05-28	DAE4 Sn1486, 2022-05-31

Scans Setup

	Area Scan	Zoom Scan
Grid Extents [mm]	68.0 x 85.0	22.0 x 22.0 x 22.0
Grid Steps [mm]	8.5 x 8.5	3.4 x 3.4 x 1.4
Sensor Surface [mm]	3.0	1.4
Graded Grid	Yes	Yes
Grading Ratio	1.5	1.4
MAIA	Y	Y
Surface Detection	All points	All points
Scan Method	Measured	Measured

Measurement Results

	Area Scan	Zoom Scan
Date	2023-04-28,	2023-04-28,
psSAR1g [W/kg]	0.062	0.063
psSAR10g [W/kg]	0.021	0.021
psAPD (1.0cm2, sq) [W/m2]		0.629
psAPD (4.0cm2, sq) [W/m2]		0.481
Power Drift [dB]	-0.08	0.05
Power Scaling	Disabled	Disabled
Scaling Factor [dB]		
TSL Correction	Positive	Positive
M2/M1 [%]		51.4
Dist 3dB Peak [mm]		6.7


Interpolated SAR [W/kg]
0.1
0

Device Under Test Properties

Model, Manufacturer	Dimensions [mm]	IMEI	DUT Type
Device,	225.0 x 325.0 x 30.0		Tablet

Exposure Conditions

Phantom Section, TSL	Position, Test Distance [mm]	Band	Group, UID	Frequency [MHz], Channel Number	Conversion Factor	TSL Conductivity [S/m]	TSL Permittivity
Flat, HSL	EDGE RIGHT, 0.00	U-NII-7	WLAN, 10755-AAC	6665.0, 143	5.4	6.52	35.5

Hardware Setup

Phantom	TSL, Measured Date	Probe, Calibration Date	DAE, Calibration Date
ELI V8.0 (20deg probe tilt) - 2149	H6.5H Charge: xxxx, 2023-04-28	EX3DV4 - SN7369, 2022-05-28	DAE4 Sn1486, 2022-05-31

Scans Setup

	Area Scan	Zoom Scan
Grid Extents [mm]	68.0 x 85.0	22.0 x 22.0 x 22.0
Grid Steps [mm]	8.5 x 8.5	3.4 x 3.4 x 1.4
Sensor Surface [mm]	3.0	1.4
Graded Grid	Yes	Yes
Grading Ratio	1.5	1.4
MAIA	Y	Y
Surface Detection	All points	All points
Scan Method	Measured	Measured

Measurement Results

	Area Scan	Zoom Scan
Date	2023-04-28,	2023-04-28,
psSAR1g [W/kg]	0.365	0.349
psSAR10g [W/kg]	0.133	0.134
psAPD (1.0cm2, sq) [W/m2]		3.49
psAPD (4.0cm2, sq) [W/m2]		2.99
Power Drift [dB]	-0.04	-0.01
Power Scaling	Disabled	Disabled
Scaling Factor [dB]		
TSL Correction	Positive	Positive
M2/M1 [%]		50.3
Dist 3dB Peak [mm]		11.1

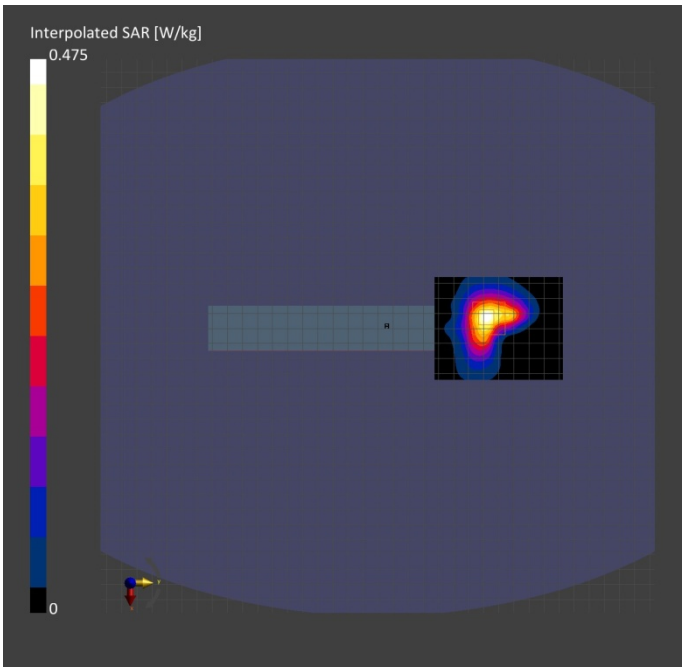
Interpolated SAR [W/kg]
0.475
0

Device Under Test Properties

Model, Manufacturer	Dimensions [mm]	IMEI	DUT Type
Device,	225.0 x 325.0 x 30.0		Tablet

Exposure Conditions

Phantom Section, TSL	Position, Test Distance [mm]	Band	Group, UID	Frequency [MHz], Channel Number	Conversion Factor	TSL Conductivity [S/m]	TSL Permittivity
Flat, HSL	EDGE RIGHT, 0.00	U-NII-7	WLAN, 10755-AAC	6825.0, 175	5.4	6.71	35.3

Hardware Setup

Phantom	TSL, Measured Date	Probe, Calibration Date	DAE, Calibration Date
ELI V8.0 (20deg probe tilt) - 2149	H6.5H Charge: xxxx, 2023-04-28	EX3DV4 - SN7369, 2022-05-28	DAE4 Sn1486, 2022-05-31

Scans Setup

	Area Scan	Zoom Scan
Grid Extents [mm]	68.0 x 85.0	22.0 x 22.0 x 22.0
Grid Steps [mm]	8.5 x 8.5	3.4 x 3.4 x 1.4
Sensor Surface [mm]	3.0	1.4
Graded Grid	Yes	Yes
Grading Ratio	1.5	1.4
MAIA	Y	Y
Surface Detection	All points	All points
Scan Method	Measured	Measured

Measurement Results

	Area Scan	Zoom Scan
Date	2023-04-28,	2023-04-28,
psSAR1g [W/kg]	0.060	0.066
psSAR10g [W/kg]	0.019	0.021
psAPD (1.0cm2, sq) [W/m2]		0.663
psAPD (4.0cm2, sq) [W/m2]		0.473
Power Drift [dB]	0.04	0.05
Power Scaling	Disabled	Disabled
Scaling Factor [dB]		
TSL Correction	Positive	Positive
M2/M1 [%]		49.4
Dist 3dB Peak [mm]		8.9


Interpolated SAR [W/kg]
0.1
0

Device Under Test Properties

Model, Manufacturer	Dimensions [mm]	IMEI	DUT Type
Device,	225.0 x 325.0 x 30.0		Tablet

Exposure Conditions

Phantom Section, TSL	Position, Test Distance [mm]	Band	Group, UID	Frequency [MHz], Channel Number	Conversion Factor	TSL Conductivity [S/m]	TSL Permittivity
Flat, HSL	EDGE RIGHT, 0.00	U-NII-7	WLAN, 10755-AAC	6825.0, 175	5.4	6.71	35.3

Hardware Setup

Phantom	TSL, Measured Date	Probe, Calibration Date	DAE, Calibration Date
ELI V8.0 (20deg probe tilt) - 2149	H6.5H Charge: xxxx, 2023-04-28	EX3DV4 - SN7369, 2022-05-28	DAE4 Sn1486, 2022-05-31

Scans Setup

	Area Scan	Zoom Scan
Grid Extents [mm]	68.0 x 85.0	22.0 x 22.0 x 22.0
Grid Steps [mm]	8.5 x 8.5	3.4 x 3.4 x 1.4
Sensor Surface [mm]	3.0	1.4
Graded Grid	Yes	Yes
Grading Ratio	1.5	1.4
MAIA	Y	Y
Surface Detection	All points	All points
Scan Method	Measured	Measured

Measurement Results

	Area Scan	Zoom Scan
Date	2023-04-28,	2023-04-28,
psSAR1g [W/kg]	0.391	0.405
psSAR10g [W/kg]	0.147	0.153
psAPD (1.0cm2, sq) [W/m2]		4.05
psAPD (4.0cm2, sq) [W/m2]		3.41
Power Drift [dB]	0.05	-0.09
Power Scaling	Disabled	Disabled
Scaling Factor [dB]		
TSL Correction	Positive	Positive
M2/M1 [%]		50.0
Dist 3dB Peak [mm]		10.6


Interpolated SAR [W/kg]
0.477
0

Device Under Test Properties

Model, Manufacturer	Dimensions [mm]	IMEI	DUT Type
Device,	225.0 x 325.0 x 30.0		Tablet

Exposure Conditions

Phantom Section, TSL	Position, Test Distance [mm]	Band	Group, UID	Frequency [MHz], Channel Number	Conversion Factor	TSL Conductivity [S/m]	TSL Permittivity
Flat, HSL	EDGE RIGHT, 0.00	U-NII-8	WLAN, 10755-AAC	6985.0, 207	5.4	6.91	35.0

Hardware Setup

Phantom	TSL, Measured Date	Probe, Calibration Date	DAE, Calibration Date
ELI V8.0 (20deg probe tilt) - 2149	H6.5H Charge: xxxx, 2023-04-28	EX3DV4 - SN7369, 2022-05-28	DAE4 Sn1486, 2022-05-31

Scans Setup

	Area Scan	Zoom Scan
Grid Extents [mm]	68.0 x 85.0	22.0 x 22.0 x 22.0
Grid Steps [mm]	8.5 x 8.5	3.4 x 3.4 x 1.4
Sensor Surface [mm]	3.0	1.4
Graded Grid	Yes	Yes
Grading Ratio	1.5	1.4
MAIA	Y	Y
Surface Detection	All points	All points
Scan Method	Measured	Measured

Measurement Results

	Area Scan	Zoom Scan
Date	2023-04-28,	2023-04-28,
psSAR1g [W/kg]	0.040	0.048
psSAR10g [W/kg]	0.013	0.014
psAPD (1.0cm2, sq) [W/m2]		0.477
psAPD (4.0cm2, sq) [W/m2]		0.324
Power Drift [dB]	0.09	0.08
Power Scaling	Disabled	Disabled
Scaling Factor [dB]		
TSL Correction	Positive	Positive
M2/M1 [%]		46.9
Dist 3dB Peak [mm]		8.2

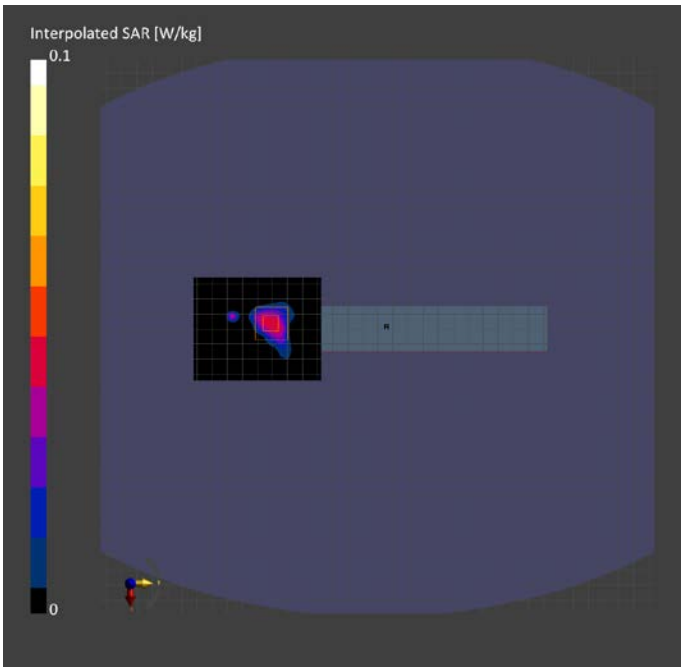
Interpolated SAR [W/kg]
0.1
0

Device Under Test Properties

Model, Manufacturer	Dimensions [mm]	IMEI	DUT Type
Device,	225.0 x 325.0 x 30.0		Tablet

Exposure Conditions

Phantom Section, TSL	Position, Test Distance [mm]	Band	Group, UID	Frequency [MHz], Channel Number	Conversion Factor	TSL Conductivity [S/m]	TSL Permittivity
Flat, HSL	EDGE RIGHT, 0.00	U-NII-8	WLAN, 10755-AAC	6985.0, 207	5.4	6.91	35.0

Hardware Setup

Phantom	TSL, Measured Date	Probe, Calibration Date	DAE, Calibration Date
ELI V8.0 (20deg probe tilt) - 2149	H6.5H Charge: xxxx, 2023-04-28	EX3DV4 - SN7369, 2022-05-28	DAE4 Sn1486, 2022-05-31

Scans Setup

	Area Scan	Zoom Scan
Grid Extents [mm]	68.0 x 85.0	22.0 x 22.0 x 22.0
Grid Steps [mm]	8.5 x 8.5	3.4 x 3.4 x 1.4
Sensor Surface [mm]	3.0	1.4
Graded Grid	Yes	Yes
Grading Ratio	1.5	1.4
MAIA	Y	Y
Surface Detection	All points	All points
Scan Method	Measured	Measured

Measurement Results

	Area Scan	Zoom Scan
Date	2023-04-28,	2023-04-28,
psSAR1g [W/kg]	0.355	0.356
psSAR10g [W/kg]	0.129	0.132
psAPD (1.0cm2, sq) [W/m2]		3.56
psAPD (4.0cm2, sq) [W/m2]		2.95
Power Drift [dB]	-0.01	0.05
Power Scaling	Disabled	Disabled
Scaling Factor [dB]		
TSL Correction	Positive	Positive
M2/M1 [%]		47.7
Dist 3dB Peak [mm]		11.1


Interpolated SAR [W/kg]
0.426
0

Device Under Test Properties

Model, Manufacturer	Dimensions [mm]	IMEI	DUT Type
Device,	225.0 x 325.0 x 30.0		Tablet

Exposure Conditions

Phantm Section	Position, Test Distance	Band	Group, UID	Frequency [MHz], Channel Number	Conversion Factor
5G	EDGE RIGHT, 2.00	U-NII-5	WLAN, 10755-AAC	6185.0, 47	1.0

Hardware Setup

Phantom	Medium	Probe, Calibration Date	DAE, Calibration Date
mmWave - 1085	Air -	EUmmWV4 - SN9583_F1-55GHz, 2023-04-18	DAE4 Sn1764, 2023-01-03

Scans Setup

Scan Type	5G Scan
Grid Extents [mm]	100.0 x 100.0
Grid Steps [lambda]	0.0625 x 0.0625
Sensor Surface [mm]	2.0
MAIA	N/A

Measurement Results

Scan Type	5G Scan
Date	2023-05-05,
Avg. Area [cm^2]	4.00
psPDn+ [W/m^2]	1.76
psPDtot+ [W/m^2]	1.92
psPDmod+ [W/m^2]	2.07
E_{max} [V/m]	33.0
Power Drift [dB]	-0.08

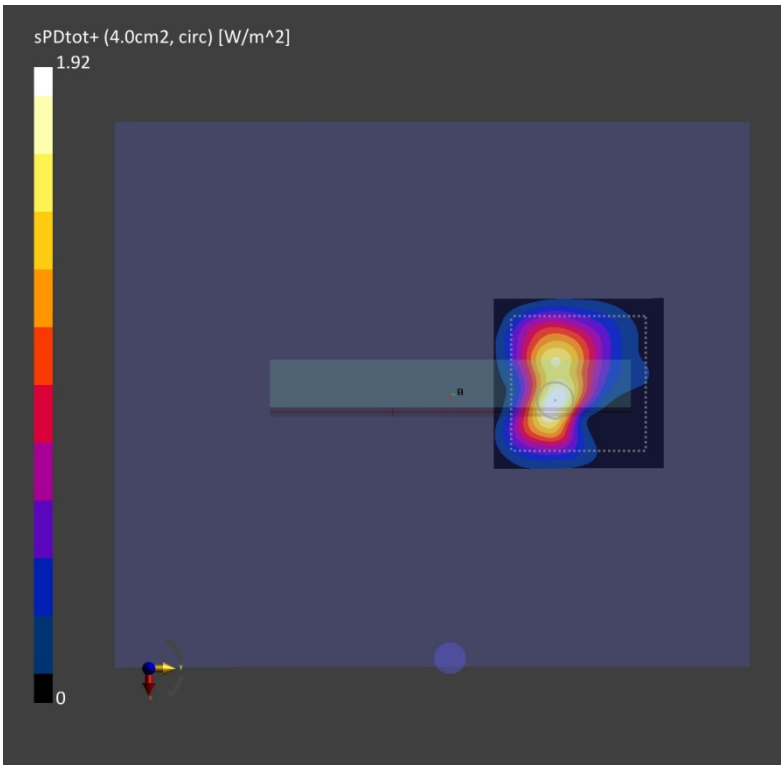
sPDtot+ (4.0cm2, circ) [W/m^2]
1.92
0

Device Under Test Properties

Model, Manufacturer	Dimensions [mm]	IMEI	DUT Type
Device,	225.0 x 325.0 x 30.0		Tablet

Exposure Conditions

Phantm Section	Position, Test Distance	Band	Group, UID	Frequency [MHz], Channel Number	Conversion Factor
5G	EDGE RIGHT, 2.00	U-NII-6	WLAN, 10755-AAC	6505.0, 111	1.0

Hardware Setup

Phantom	Medium	Probe, Calibration Date	DAE, Calibration Date
mmWave - 1085	Air -	EUmmWV4 - SN9583_F1-55GHz, 2023-04-18	DAE4 Sn1764, 2023-01-03

Scans Setup

Scan Type	5G Scan
Grid Extents [mm]	100.0 x 100.0
Grid Steps [lambda]	0.0625 x 0.0625
Sensor Surface [mm]	2.0
MAIA	N/A

Measurement Results

Scan Type	5G Scan
Date	2023-05-05
Avg. Area [cm^2]	4.00
psPDn+ [W/m^2]	1.41
psPDtot+ [W/m^2]	1.69
psPDmod+ [W/m^2]	1.97
E_{max} [V/m]	33.3
Power Drift [dB]	0.10

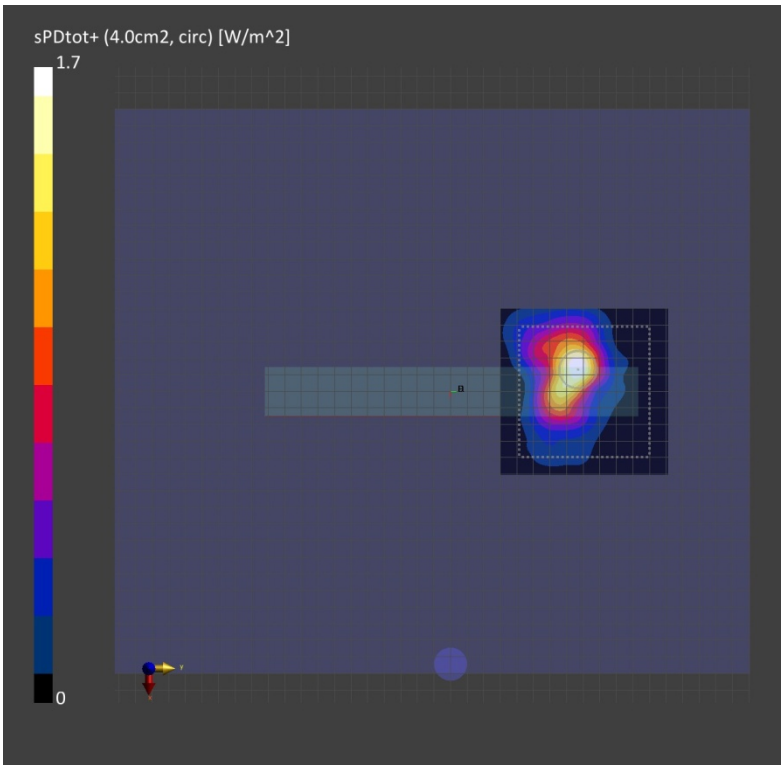
sPDtot+ (4.0cm2, circ) [W/m^2]
1.7
0

Device Under Test Properties

Model, Manufacturer	Dimensions [mm]	IMEI	DUT Type
Device,	225.0 x 325.0 x 30.0		Tablet

Exposure Conditions

Phantm Section	Position, Test Distance	Band	Group, UID	Frequency [MHz], Channel Number	Conversion Factor
5G	EDGE RIGHT, 2.00	U-NII-7	WLAN, 10755-AAC	6665.0, 143	1.0

Hardware Setup

Phantom	Medium	Probe, Calibration Date	DAE, Calibration Date
mmWave - 1085	Air -	EUmmWV4 - SN9583_F1-55GHz, 2023-04-18	DAE4 Sn1764, 2023-01-03

Scans Setup

Scan Type	5G Scan
Grid Extents [mm]	100.0 x 100.0
Grid Steps [lambda]	0.0625 x 0.0625
Sensor Surface [mm]	2.0
MAIA	N/A

Measurement Results

Scan Type	5G Scan
Date	2023-05-05
Avg. Area [cm^2]	4.00
psPDn+ [W/m^2]	2.18
psPDtot+ [W/m^2]	2.32
psPDmod+ [W/m^2]	2.41
E_{max} [V/m]	33.9
Power Drift [dB]	0.11


sPDtot+ (4.0cm2, circ) [W/m^2]
2.32
0

Device Under Test Properties

Model, Manufacturer	Dimensions [mm]	IMEI	DUT Type
Device,	225.0 x 325.0 x 30.0		Tablet

Exposure Conditions

Phantm Section	Position, Test Distance	Band	Group, UID	Frequency [MHz], Channel Number	Conversion Factor
5G	EDGE RIGHT, 2.00	U-NII-7	WLAN, 10755-AAC	6825.0, 175	1.0

Hardware Setup

Phantom	Medium	Probe, Calibration Date	DAE, Calibration Date
mmWave - 1085	Air -	EUmmWV4 - SN9583_F1-55GHz, 2023-04-18	DAE4 Sn1764, 2023-01-03

Scans Setup

Scan Type	5G Scan
Grid Extents [mm]	100.0 x 100.0
Grid Steps [lambda]	0.0625 x 0.0625
Sensor Surface [mm]	2.0
MAIA	N/A

Measurement Results

Scan Type	5G Scan
Date	2023-05-05
Avg. Area [cm^2]	4.00
psPDn+ [W/m^2]	2.93
psPDtot+ [W/m^2]	3.15
psPDmod+ [W/m^2]	3.29
E_{max} [V/m]	41.5
Power Drift [dB]	0.02

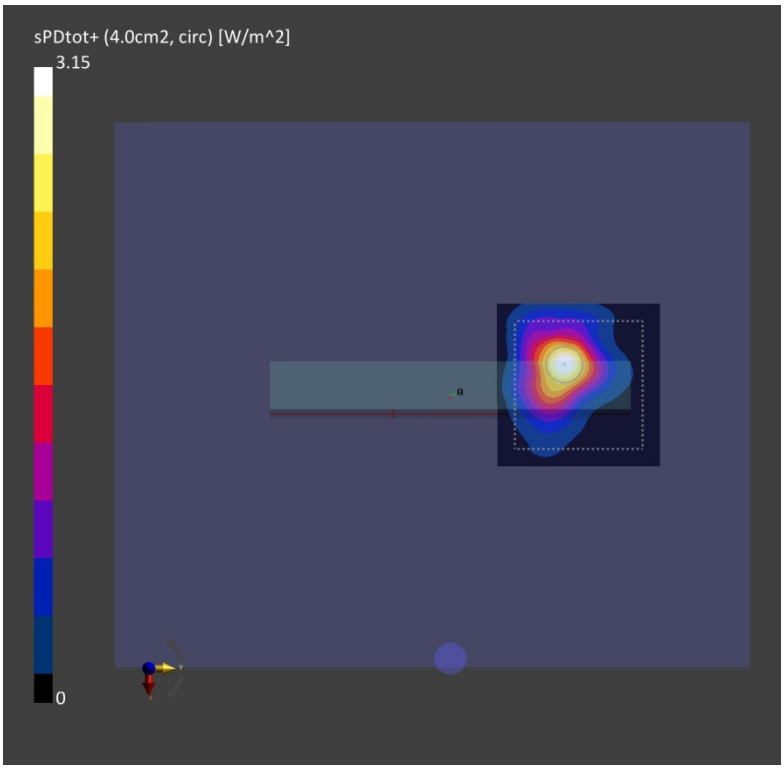
sPDtot+ (4.0cm2, circ) [W/m^2]
3.15
0

Device Under Test Properties

Model, Manufacturer	Dimensions [mm]	IMEI	DUT Type
Device,	225.0 x 325.0 x 30.0		Tablet

Exposure Conditions

Phantm Section	Position, Test Distance	Band	Group, UID	Frequency [MHz], Channel Number	Conversion Factor
5G	EDGE RIGHT, 2.00	U-NII-8	WLAN, 10755-AAC	6985.0, 207	1.0

Hardware Setup

Phantom	Medium	Probe, Calibration Date	DAE, Calibration Date
mmWave - 1085	Air -	EUmmWV4 - SN9583_F1-55GHz, 2023-04-18	DAE4 Sn1764, 2023-01-03

Scans Setup

Scan Type	5G Scan
Grid Extents [mm]	100.0 x 100.0
Grid Steps [lambda]	0.0625 x 0.0625
Sensor Surface [mm]	2.0
MAIA	N/A

Measurement Results

Scan Type	5G Scan
Date	2023-05-05
Avg. Area [cm^2]	4.00
psPDn+ [W/m^2]	2.92
psPDtot+ [W/m^2]	3.29
psPDmod+ [W/m^2]	3.38
E_{max} [V/m]	41.1
Power Drift [dB]	-0.05


sPDtot+ (4.0cm2, circ) [W/m^2]
3.29
0