Pen-Tablet User Manual

Model No. UW-504

WINTIME

Chapter 1

Introduction

Welcome !

Congratulations on your purchase of **Paint Pal Deluxe**!

Paint Pal Deluxe is the perfect tool for creating art on your computer. **Paint Pal Deluxe** replaces a traditional Mouse with a flexible pen tablet, giving you a more natural way to draw, trace, write, and design. **Paint Pal Deluxe** also comes bundled with advanced drawing software that will get you started right away.

Suggested uses for Paint Pal Deluxe

Paint Pal Deluxe is a powerful aid in creating computer graphics and for any application that requires the accuracy of hand held writing tools. Possible uses for **Paint Pal Deluxe** include:

- Drawing and graphic design
- Handwriting
- Signatures
- Computer-aided design
- Image Editing
- CAI
- Picking commands on a template

System requirements

- Intel Pentium level computer or compatible.
- Windows 95/98 operating system.
- 32MB RAM
- 80 MB hard disk space
- 256 color VGA display adapter(Hi-color or True-color preferred)
- USB port
- CD-ROM drive

Package contents

After you open the box, please check the package contents carefully. You should have the following items:

❶ Tablet with USB port cable
❷ Cordless Stylus Pen
❸ Quick Installation Guide
❹ Driver & Manual CD
❺ Art Dabbler CD

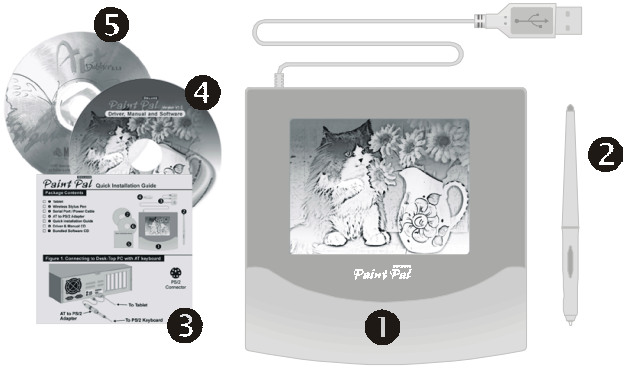

Chapter 2

Installing the Hardware

Getting familiar with Paint Pal Deluxe

Before you install **Paint Pal Deluxe**, take a few minutes to inspect the parts and get familiar with how **Paint Pal Deluxe** connects to your computer (see the diagrams below).

Conntors

❶ **USB Port Connector**

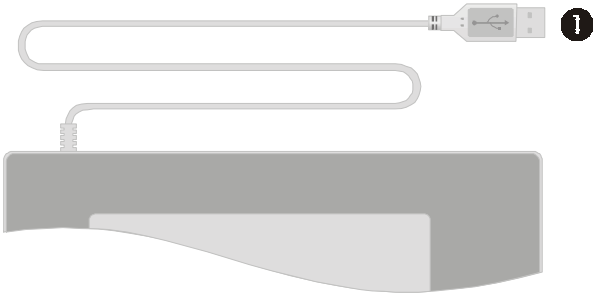

Stylus Pen buttons

There are three buttons on the Stylus Pen :

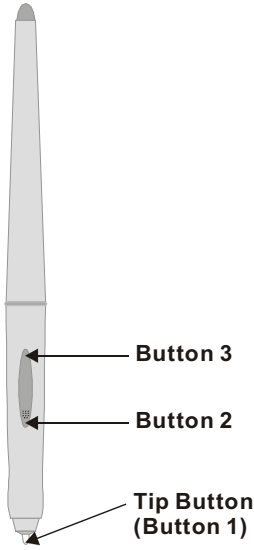

Button 1 - Also called "**Tip Button**". This button works like Mouse's left button. It is not programable.

Button 2 - This button works like Mouse's right button. User may set its function in Control Panel (see description on page 11).

Button 3 - This button works like Mouse's middle button. User may set its function in Control Panel (see description on page 11).

Connecting to a desktop system

Follow these simple procedures to connect **Paint Pal Deluxe** to a desktop system:

1. Turn off your system and any other devices connected with the system.

2. **Paint Pal Deluxe** needs to connect to your system and to an available USB port.



Connecting to a Notebook computer

Follow these simple procedures to connect **Paint Pal Deluxe** to a Notebook computer:

1. Turn off your Notebook and any other devices connected with the Notebook.

2. Connect **Paint Pal Deluxe** to an USB port connector .



Appendix A

Specifications

Model	:	UW504
Active Area	:	5 x 3.75 inches
Resolution	:	Default 1000, can be set up to 2048 lpi
Accuracy	:	+/- 0.5mm / 0.0125 inches
Proximity	:	0.5 inch
Report Rate	:	Up to 120 per second
Pressure Level	:	512 levels
Technology	:	Electromagnetic
Certifications	:	FCC Class B, CE, BCIQ, UL
Data Format	:	Packed binary
Interface Type	:	USB
Dimensions	:	205.5 x 207.1 x 10.5 mm (L x W x H)
Weight	:	400 g
Operation Temp.	:	5° to 40°C (32° to 132 ^{o}F)

Appendix D

FCC Compliance Statement

This equipment has been tested and found to comply with the limits for a Class B digital device, pursuant to Part 15 of FCC Rules. These limits are designed to provide reasonable protection against harmful interference when the equipment is operated in a residential installation.

This equipment generates, uses, and can radiate radio frequency energy and if not installed and used in accordance with the instruction manual may cause harmful interference to radio communications. However, there is no guarantee that interference will not occur in a particular installation.

If this equipment causes harmful interference to radio or television reception, which can be determined by turning the equipment off and on, the user is encouraged to try to correct the interference by one or more of the following measures:

- Reorient the receiving antenna.
- Increase the separation between the equipment and receiver.
- Connect the equipment into an outlet on a circuit different from that to which the receiver is connected.

Changes or modifications not expressly approved by the party responsible for compliance can void the user's authority to operate the equipment. This product is equipped with a shielded cable. Extension cable, if used, must be shielded in order to comply with the emission limits. Operation of this device is subject to the following conditions: (1) This device may not cause harmful interference, and (2) this device must accept any interference received, including interference that may cause undesired operation.

Appendix C

Warranty and Trademarks

Limited Warranty

Wintime warrants that the enclosed Hardware Device will be free from defects in materials and workmanship under normal use and service for a period of one year from the date of purchase. Any support services provided by Wintime shall be substantially as described in applicable written materials provided to you by Wintime. Some states and jurisdictions do no allow limitations on duration of an implied warranty, so the above limitation may not apply to you. To the extent allowed by applicable law, implied warranties on the Hardware Device, if any, are limited to one years.

Should you have any questions concerning this Warranty, please contact your dealer or you may visit the Wintime web site at http://www.wintime.com.tw

Trademarks Information

Wintime and Paint Pal Deluxe are the trademarks of Wintime Electronics Inc. IBM is a trademark of the International Business Machine Corporation. Microsoft and the Windows Logo are registered trademarks and Windows is a trademark of Microsoft Corporation. All brand names and trademarks are properties of their respective owners.