TEST REPORT No: (5216)106-2098(D)

TEST REPORT

To:	**NEW BRIGHT INDUSTRIAL CO., LTD.**		To:	-
Attn:	Eric Kwok		Attn:	-
Address:	9/F., NEW BRIGHT BUILDING, 11 SHEUNG YUET ROAD, KOWLOON BAY, KOWLOON, HONG KONG.		Address:	-
Fax:	852 2795 3665		Fax:	-
E-mail:	ypeng01@newbright.com / chkwok01@newbright.com		E-mail:	-
Folder No.:	NBT-16AP140MTHS-B-C			

Factory name:	**NEW BRIGHT INDUSTRIAL CO., LTD.**
Location:	9/F., NEW BRIGHT BUILDING, 11 SHEUNG YUET ROAD, KOWLOON BAY, KOWLOON, HONG KONG.
Product:	TOY Transmitter & Receiver Model No.: GF1410A

Sample No:	HK160411/030
Date of Receipt:	April 11, 2016
Test date:	May 03, 2016
Test Requested:	FCC Part 15 - 2012
Test Method:	ANSI C63.4 - 2009
FCC ID:	G6DGF1410A

The results given in this report are related to the tested specimen of the described electrical apparatus.

CONCLUSION: The submitted sample was found to COMPLY with requirement of FCC Part 15 Subpart C.

Authorized Signature:

Reviewed by: Keith Yeung	Approved by: Law Man Kit
Date: May 30, 2016	Date: May 30, 2016

BUREAU VERITAS HONG KONG LIMITED – Kowloon Bay Office
1/F Pacific Trade Centre,
2 Kai Hing Road, Kowloon Bay,
Kowloon,HONG KONG
Tel: +852 2331 0888
Fax: +852 2331 0889
www.cps.bureauveritas.com

This report is intended for your exclusive use. Any copying or replication of this report to or for any other person or entity, or use of our name or trademark, is permitted only with our prior written permission. Our report is limited to the test samples identified herein. The results set forth in this report are not necessarily indicative or representative of the statistical quality or characteristics of the lot from which a test sample was taken or any similar or identical product unless specifically and expressly noted. Our report includes all of the tests requested by you and the results thereof. You shall have thirty days from receipt of this report to request additional testing of the samples or to notify us of any errors or omissions relating to our report, provided, however, such notice shall be in writing and shall specifically address the issue you wish to raise. A failure to raise such issue within the prescribed time shall constitute your unqualified acceptance of the completeness of this report, the tests conducted and the correctness of the report contents.

TEST REPORT No: (5216)106-2098(D)

Test Result Summary

EMISSION TEST			
Test requirement: FCC Part 15 - 2012			
Test Condition	Test Method	Test Result	
		Pass	Failed
Radiated Emission Test, 9kHz to 40GHz	ANSI C63.4	☒	☐
Frequency range of Fundamental Emission	ANSI C63.4	☒	☐
26dB Bandwidth of Fundamental Emission	ANSI C63.4	☒	☐
Duty Cycle Correction During 100msec	ANSI C63.4	☒	☐

Report Revision & Sample Re-submit History:

--

BUREAU VERITAS HONG KONG LIMITED –
Kowloon Bay Office
1/F Pacific Trade Centre,
2 Kai Hing Road, Kowloon Bay,
Kowloon,HONG KONG
Tel: +852 2331 0888
Fax: +852 2331 0889
www.cps.bureauveritas.com

This report is intended for your exclusive use. Any copying or replication of this report to or for any other person or entity, or use of our name or trademark, is permitted only with our prior written permission. Our report is limited to the test samples identified herein. The results set forth in this report are not necessarily indicative or representative of the statistical quality or characteristics of the lot from which a test sample was taken or any similar or identical product unless specifically and expressly noted. Our report includes all of the tests requested by you and the results thereof. You shall have thirty days from receipt of this report to request additional testing of the samples or to notify us of any errors or omissions relating to our report, provided, however, such notice shall be in writing and shall specifically address the issue you wish to raise. A failure to raise such issue within the prescribed time shall constitute your unqualified acceptance of the completeness of this report, the tests conducted and the correctness of the report contents.

TEST REPORT No: (5216)106-2098(D)

Location of the test laboratory

Radiated and Conducted emissions measurements are investigated and taken pursuant to the procedures of ANSI C63.4 – 2009. An Open Area Test Site and Full Anechoic Chamber (FCC Listed Site, Registration No. 642151) are set up for investigation and located at :

BUREAU VERITAS HONG KONG LIMITED, EMC CENTRE
No. 2106-2107, 21/F., Westin Centre,
26 Hung To Road,
Kwun Tong, Kowloon,
Hong Kong

List of measuring equipment

Radiated Emission

EQUIPMENT	MANUFACTURER	MODEL NO.	SERIAL NO.	CALIBRATION DUE
EMI TEST RECEIVER	R&S	ESCI	100379	22-FEB-2017
LOOP ANTENNA	ETS LINDGREN	6502	00102266	05-NOV-2016
BICONICAL ANTENNA	ROHDE & SCHWARZ	HK116	100179	13-APR-2018
LOG-PERIODIC DIPOLE ARRAY ANTENNA	ROHDE & SCHWARZ	HL223	832369/001	06-APR-2018
BILOG ANTENNA	SCHAFFNER	CBL6112D	25229	26-FEB-2017
HORN ANTENNA	SCHWARZBECK	BBHA9120D	9120D-692	04-APR-2018
PREAMPLIFIER	SCHWARZBECK	BBV9718	9718-152	12-OCT-2016
OPEN AREA TEST SITE	BVCPS	N/A	N/A	18-JUN-2016
ANECHOIC CHAMBER	ALBATROSS	M-CDC	80374004499B	11-FEB-2017
COAXIAL CABLE	SUHNER	N/A	N/A	06-JAN-2017
Signal Analyzer 40GHz	Rohde & Schwarz	FSV 40	100977	29-JUN-2016
Wideband Horn Antenna 18 to 40GHz	STEATITE	QWH-SL-18-40-K-SG	12688	02-SEP-2016
High frequency RF cable	Rohde & Schwarz	N/A	N/A	03-NOV-2016

Measurement Uncertainty

MEASUREMENT	FREQUENCY	UNCERTAINTY
Radiated emissions	9kHz to 30MHz	4.2dB
	30MHz to 1GHz	5.0dB
	1GHz to 18GHz	4.9dB
	18GHz to 40GHz	4.8dB

Remarks:-
N/A : Not Applicable or Not Available

The measurement instrumentation uncertainty would be taking into consideration on each of the test result

This report is intended for your exclusive use. Any copying or replication of this report to or for any other person or entity, or use of our name or trademark, is permitted only with our prior written permission. Our report is limited to the test samples identified herein. The results set forth in this report are not necessarily indicative or representative of the statistical quality or characteristics of the lot from which a test sample was taken or any similar or identical product unless specifically and expressly noted. Our report includes all of the tests requested by you and the results thereof. You shall have thirty days from receipt of this report to request additional testing of the samples or to notify us of any errors or omissions relating to our report, provided, however, such notice shall be in writing and shall specifically address the issue you wish to raise. A failure to raise such issue within the prescribed time shall constitute your unqualified acceptance of the completeness of this report, the tests conducted and the correctness of the report contents.

TEST REPORT No: (5216)106-2098(D)

Equipment Under Test [EUT]

Description of Sample:

Model Name: TOY Transmitter & Receiver
Model Number: GF1410A
Additional Model Name: --
Additional Model Number: --
Additional Model information: --
Rating: 6.4Vd.c. (“Rechargeable battery” x 1)

Description of EUT Operation:

The Equipment Under Test (EUT) is a **NEW BRIGHT INDUSTRIAL CO., LTD.** of Remote Control Transceiver. It is a 1 switch transceiver and operating at 2410MHz to 2473MHz. The lowest, middle and highest frequencies were tested and the results are shown in the report. The EUT transmit while corresponding remote controller sticks are being pushed or pulled, Modulation by IC, and type is GFSK. There are total 64 channels and below is the frequency list (MHz) :

ch.no	freq.	ch.no	freq.	ch.no	freq.	ch.no	freq.	ch.no	freq.	ch.no	freq.	ch.no	freq.
1	2410	**11**	2420	**21**	2430	**31**	2440	**41**	2450	**51**	2460	**61**	2470
2	2411	**12**	2421	**22**	2431	**32**	2441	**42**	2451	**52**	2461	**62**	2471
3	2412	**13**	2422	**23**	2432	**33**	2442	**43**	2452	**53**	2462	**63**	2472
4	2413	**14**	2423	**24**	2433	**34**	2443	**44**	2453	**54**	2463	**64**	2473
5	2414	**15**	2424	**25**	2434	**35**	2444	**45**	2454	**55**	2464		
6	2415	**16**	2425	**26**	2435	**36**	2445	**46**	2455	**56**	2465		
7	2416	**17**	2426	**27**	2436	**37**	2446	**47**	2456	**57**	2466		
8	2417	**18**	2427	**28**	2437	**38**	2447	**48**	2457	**58**	2467		
9	2418	**19**	2428	**29**	2438	**39**	2448	**49**	2458	**59**	2468		
10	2419	**20**	2429	**30**	2439	**40**	2449	**50**	2459	**60**	2469		

The transmitter has different control:

1. ON/OFF Switch – control power on/off

Antenna Requirement (Section 15.203)

The EUT is use of a permanently antenna. It is soldered on the PCB. The antenna consists of 3.5cm long wire The antenna is not replaceable or user serviceable. The requirements of S15.203 are met. There are no deviations or exceptions to the specifications.

Photo of Antenna



BUREAU VERITAS HONG KONG LIMITED – Kowloon Bay Office
1/F Pacific Trade Centre,
2 Kai Hing Road, Kowloon Bay,
Kowloon,HONG KONG
Tel: +852 2331 0888
Fax: +852 2331 0889
www.cps.bureauveritas.com

This report is intended for your exclusive use. Any copying or replication of this report to or for any other person or entity, or use of our name or trademark, is permitted only with our prior written permission. Our report is limited to the test samples identified herein. The results set forth in this report are not necessarily indicative or representative of the statistical quality or characteristics of the lot from which a test sample was taken or any similar or identical product unless specifically and expressly noted. Our report includes all of the tests requested by you and the results thereof. You shall have thirty days from receipt of this report to request additional testing of the samples or to notify us of any errors or omissions relating to our report, provided, however, such notice shall be in writing and shall specifically address the issue you wish to raise. A failure to raise such issue within the prescribed time shall constitute your unqualified acceptance of the completeness of this report, the tests conducted and the correctness of the report contents.

Test Results

Radiated Emissions (Fundamental)

Test Requirement:	FCC Part 15 Section 15.249
Test Method:	ANSI C63.4
Test Date(s):	2016-05-03
Temperature:	25.0 °C
Humidity:	72.0 %
Atmospheric Pressure:	100.3 kPa
Mode of Operation:	Transmission mode
Tested Voltage:	6.4Vd.c. ("Rechargeable battery" x 1)

Test Procedure:

Radiated emissions measurements are investigated and taken pursuant to the procedures of ANSI C63.4 – 2009.

The equipment under test (EUT) was placed on a non-conductive turntable with dimensions of 1.5m x 1m and 0.8m high above the ground. 3m from the EUT, a broadband antenna mounting on the mast received the signal strength. During the test, each emission was maximized by: having the EUT continuously working, investigated all operating modes, rotated about all 3 axis (X, Y & Z) and considered typical configuration to obtain worst position, manipulating interconnecting cables, For battery operated equipment, the equipment tests shall be perform using new battery. The turntable was rotated to maximize the emission level. The antenna was then moving along the mast from 1m up to 4m until no more higher value was found. Both horizontal and vertical polarization of the antenna were placed and investigated.

Location: The Roof, Westin Centre, 26 Hung To Road, Kwun Tong, Kowloon, Hong Kong

Test Setup: Open Area Test Site

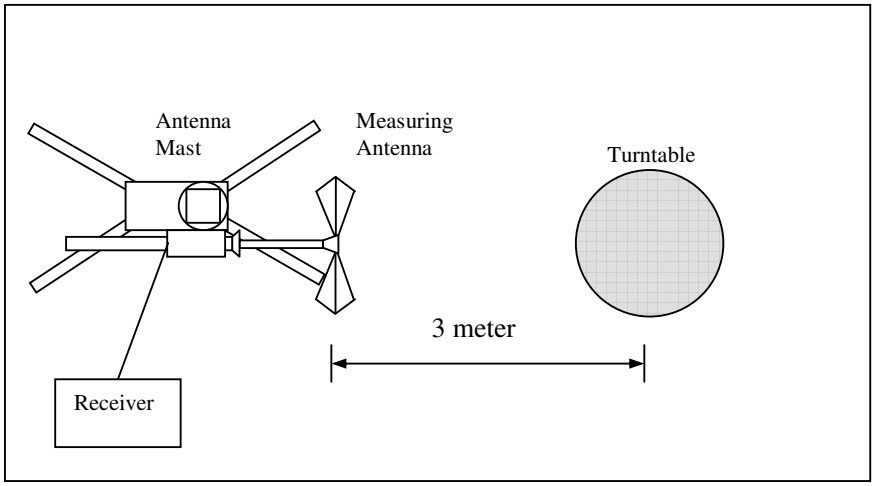

BUREAU VERITAS HONG KONG LIMITED –
Kowloon Bay Office
1/F Pacific Trade Centre,
2 Kai Hing Road, Kowloon Bay,
Kowloon,HONG KONG
Tel: +852 2331 0888
Fax: +852 2331 0889
www.cps.bureauveritas.com

This report is intended for your exclusive use. Any copying or replication of this report to or for any other person or entity, or use of our name or trademark, is permitted only with our prior written permission. Our report is limited to the test samples identified herein. The results set forth in this report are not necessarily indicative or representative of the statistical quality or characteristics of the lot from which a test sample was taken or any similar or identical product unless specifically and expressly noted. Our report includes all of the tests requested by you and the results thereof. You shall have thirty days from receipt of this report to request additional testing of the samples or to notify us of any errors or omissions relating to our report, provided, however, such notice shall be in writing and shall specifically address the issue you wish to raise. A failure to raise such issue within the prescribed time shall constitute your unqualified acceptance of the completeness of this report, the tests conducted and the correctness of the report contents.

Limits for Field Strength of Fundamental Emissions [FCC 47CFR 15.249]:

Frequency Range of Fundamental [MHz]	Field Strength of Fundamental Emission (Average) [mV/m]	Field Strength of Harmonics Emission (Average) [µV/m]
2400-2483.5	50	500

Measurement Data

Test Result of (Transmission mode, Lowest frequency): PASS

Frequency (MHz)	Polarity (H/V)	Antenna Factor & Cable Loss (dB/m)	Duty-cycle correction (dB)	Field Strength at 3m – Peak (dBµV/m)	Limit at 3m – Peak (dBµV/m)	Margin - Peak (dB)	Field Strength at 3m – Average (dBµV/m)	Limit at 3m – Average (dBµV/m)	Margin - Average (dB)
2410.00	H	-3.7	-14.0	82.4	114.0	-31.6	**68.4	94.0	-25.6
2410.00	V	-3.7	-14.0	88.0	114.0	-26.0	**74.0	94.0	-20.0

Test Result of (Transmission mode, Middle frequency): PASS

Frequency (MHz)	Polarity (H/V)	Antenna Factor & Cable Loss (dB/m)	Duty-cycle correction (dB)	Field Strength at 3m – Peak (dBµV/m)	Limit at 3m – Peak (dBµV/m)	Margin - Peak (dB)	Field Strength at 3m – Average (dBµV/m)	Limit at 3m – Average (dBµV/m)	Margin - Average (dB)
2442.00	H	-3.7	-14.0	86.6	114.0	-27.4	**72.6	94.0	-21.4
2442.00	V	-3.7	-14.0	87.9	114.0	-26.1	**73.9	94.0	-20.1

Test Result of (Transmission mode, Highest frequency): PASS

Frequency (MHz)	Polarity (H/V)	Antenna Factor & Cable Loss (dB/m)	Duty-cycle correction (dB)	Field Strength at 3m – Peak (dBµV/m)	Limit at 3m – Peak (dBµV/m)	Margin - Peak (dB)	Field Strength at 3m – Average (dBµV/m)	Limit at 3m – Average (dBµV/m)	Margin - Average (dB)
2473.00	H	-3.7	-14.0	85.4	114.0	-28.6	**71.4	94.0	-22.6
2473.00	V	-3.7	-14.0	87.1	114.0	-26.9	**73.1	94.0	-20.9

For pulse modulated devices and using measuring equipment employing a peak detection mode, properly adjusted for such factor as pulse desensitisation.
**Duty Cycle Correction = 20Log(0.198) = -14.0dB.

Note: Field Strength includes Antenna Factor, Cable Loss and Gain of pre-amplifier.
Receiver setting: RBW = 1MHz
VBW = 1MHz

BUREAU VERITAS HONG KONG LIMITED – Kowloon Bay Office
1/F Pacific Trade Centre,
2 Kai Hing Road, Kowloon Bay,
Kowloon,HONG KONG
Tel: +852 2331 0888
Fax: +852 2331 0889
www.cps.bureauveritas.com

This report is intended for your exclusive use. Any copying or replication of this report to or for any other person or entity, or use of our name or trademark, is permitted only with our prior written permission. Our report is limited to the test samples identified herein. The results set forth in this report are not necessarily indicative or representative of the statistical quality or characteristics of the lot from which a test sample was taken or any similar or identical product unless specifically and expressly noted. Our report includes all of the tests requested by you and the results thereof. You shall have thirty days from receipt of this report to request additional testing of the samples or to notify us of any errors or omissions relating to our report, provided, however, such notice shall be in writing and shall specifically address the issue you wish to raise. A failure to raise such issue within the prescribed time shall constitute your unqualified acceptance of the completeness of this report, the tests conducted and the correctness of the report contents.

TEST REPORT No: (5216)106-2098(D)

Radiated Emissions (Spurious Emission)

Test Requirement: FCC Part 15 Section 15.249
Test Method: ANSI C63.4

Test Date(s): 2016-05-03
Temperature: 25.0 °C
Humidity: 72.0 %
Atmospheric Pressure: 100.3 kPa
Mode of Operation: Transmission mode
Tested Voltage: 6.4Vd.c. ("Rechargeable battery" x 1)

Measurement Data

Test Result of (Transmission mode, Lowest frequency): PASS

Frequency (MHz)	Polarity (H/V)	Antenna Factor & Cable Loss (dB/m)	Duty-cycle correction (dB)	Field Strength at 3m – Peak (dBμV/m)	Limit at 3m – Peak (dBμV/m)	Margin - Peak (dB)	Field Strength at 3m – Average (dBμV/m)	Limit at 3m – Average (dBμV/m)	Margin - Average (dB)
4820.00	H	4.3	-14.0	51.8	74.0	-22.2	**37.8	54.0	-16.2
7230.00	H	11.8	-14.0	47.3	74.0	-26.7	**33.3	54.0	-20.7
9640.00	H	15.8	-14.0	49.6	74.0	-24.4	**35.6	54.0	-18.4
12050.00	H	19.1	-14.0	52.8	74.0	-21.2	**38.8	54.0	-15.2
14460.00	H	21.5	-14.0	55.2	74.0	-18.8	**41.2	54.0	-12.8
16870.00	H	24.7	-14.0	57.9	74.0	-16.1	**43.9	54.0	-10.1
19280.00	H	46.5	-14.0	59.1	74.0	-14.9	**45.1	54.0	-8.9
21690.00	H	46.8	-14.0	59.2	74.0	-14.8	**45.2	54.0	-8.8
24100.00	H	47.6	-14.0	60.0	74.0	-14.0	**46.0	54.0	-8.0
26510.00	H	48.6	-14.0	61.3	74.0	-12.7	**47.3	54.0	-6.7

For pulse modulated devices and using measuring equipment employing a peak detection mode, properly adjusted for such factor as pulse desensitisation.
**Duty Cycle Correction = 20Log(0.198) = -14.0dB.

Note: Field Strength includes Antenna Factor, Cable Loss and Gain of pre-amplifier.
Receiver setting: RBW = 1MHz
VBW = 1MHz

BUREAU VERITAS HONG KONG LIMITED – Kowloon Bay Office
1/F Pacific Trade Centre,
2 Kai Hing Road, Kowloon Bay,
Kowloon,HONG KONG
Tel: +852 2331 0888
Fax: +852 2331 0889
www.cps.bureauveritas.com

This report is intended for your exclusive use. Any copying or replication of this report to or for any other person or entity, or use of our name or trademark, is permitted only with our prior written permission. Our report is limited to the test samples identified herein. The results set forth in this report are not necessarily indicative or representative of the statistical quality or characteristics of the lot from which a test sample was taken or any similar or identical product unless specifically and expressly noted. Our report includes all of the tests requested by you and the results thereof. You shall have thirty days from receipt of this report to request additional testing of the samples or to notify us of any errors or omissions relating to our report, provided, however, such notice shall be in writing and shall specifically address the issue you wish to raise. A failure to raise such issue within the prescribed time shall constitute your unqualified acceptance of the completeness of this report, the tests conducted and the correctness of the report contents.

TEST REPORT No: (5216)106-2098(D)

Measurement Data

Test Result of (Transmission mode, Lowest frequency): PASS

Frequency (MHz)	Polarity (H/V)	Antenna Factor & Cable Loss (dB/m)	Duty-cycle correction (dB)	Field Strength at 3m – Peak (dBµV/m)	Limit at 3m – Peak (dBµV/m)	Margin - Peak (dB)	Field Strength at 3m – Average (dBµV/m)	Limit at 3m – Average (dBµV/m)	Margin - Average (dB)
4820.00	V	4.3	-14.0	51.3	74.0	-22.7	**37.3	54.0	-16.7
7230.00	V	11.8	-14.0	51.0	74.0	-23.0	**37.0	54.0	-17.0
9640.00	V	15.8	-14.0	48.6	74.0	-25.4	**34.6	54.0	-19.4
12050.00	V	19.1	-14.0	53.9	74.0	-20.1	**39.9	54.0	-14.1
14460.00	V	21.5	-14.0	54.5	74.0	-19.5	**40.5	54.0	-13.5
16870.00	V	24.7	-14.0	58.2	74.0	-15.8	**44.2	54.0	-9.8
19280.00	V	46.5	-14.0	58.8	74.0	-15.2	**44.8	54.0	-9.2
21690.00	V	46.8	-14.0	59.6	74.0	-14.4	**45.6	54.0	-8.4
24100.00	V	47.6	-14.0	58.7	74.0	-15.3	**44.7	54.0	-9.3
26510.00	V	48.6	-14.0	60.2	74.0	-13.8	**46.2	54.0	-7.8

For pulse modulated devices and using measuring equipment employing a peak detection mode, properly adjusted for such factor as pulse desensitisation.
**Duty Cycle Correction = 20Log(0.198) = -14.0dB.

Note: Field Strength includes Antenna Factor, Cable Loss and Gain of pre-amplifier.
Receiver setting: RBW = 1MHz
VBW = 1MHz

BUREAU VERITAS HONG KONG LIMITED – Kowloon Bay Office
1/F Pacific Trade Centre,
2 Kai Hing Road, Kowloon Bay,
Kowloon,HONG KONG
Tel: +852 2331 0888
Fax: +852 2331 0889
www.cps.bureauveritas.com

This report is intended for your exclusive use. Any copying or replication of this report to or for any other person or entity, or use of our name or trademark, is permitted only with our prior written permission. Our report is limited to the test samples identified herein. The results set forth in this report are not necessarily indicative or representative of the statistical quality or characteristics of the lot from which a test sample was taken or any similar or identical product unless specifically and expressly noted. Our report includes all of the tests requested by you and the results thereof. You shall have thirty days from receipt of this report to request additional testing of the samples or to notify us of any errors or omissions relating to our report, provided, however, such notice shall be in writing and shall specifically address the issue you wish to raise. A failure to raise such issue within the prescribed time shall constitute your unqualified acceptance of the completeness of this report, the tests conducted and the correctness of the report contents.

TEST REPORT No: (5216)106-2098(D)

Measurement Data
Test Result of (Transmission mode, Middle frequency): PASS

Frequency (MHz)	Polarity (H/V)	Antenna Factor & Cable Loss (dB/m)	Duty-cycle correction (dB)	Field Strength at 3m – Peak (dBμV/m)	Limit at 3m – Peak (dBμV/m)	Margin - Peak (dB)	Field Strength at 3m – Average (dBμV/m)	Limit at 3m – Average (dBμV/m)	Margin - Average (dB)
4884.00	H	4.3	-14.0	54.0	74.0	-20.0	**40.0	54.0	-14.0
7326.00	H	11.8	-14.0	47.6	74.0	-26.4	**33.6	54.0	-20.4
9768.00	H	15.8	-14.0	48.4	74.0	-25.6	**34.4	54.0	-19.6
12210.00	H	19.1	-14.0	51.3	74.0	-22.7	**37.3	54.0	-16.7
14652.00	H	23.2	-14.0	53.6	74.0	-20.4	**39.6	54.0	-14.4
17094.00	H	28.7	-14.0	56.6	74.0	-17.4	**42.6	54.0	-11.4
19536.00	H	46.5	-14.0	58.5	74.0	-15.5	**44.5	54.0	-9.5
21978.00	H	47.1	-14.0	58.1	74.0	-15.9	**44.1	54.0	-9.9
24420.00	H	47.8	-14.0	59.7	74.0	-14.3	**45.7	54.0	-8.3
26862.00	H	48.6	-14.0	60.4	74.0	-13.6	**46.4	54.0	-7.6

Frequency (MHz)	Polarity (H/V)	Antenna Factor & Cable Loss (dB/m)	Duty-cycle correction (dB)	Field Strength at 3m – Peak (dBμV/m)	Limit at 3m – Peak (dBμV/m)	Margin - Peak (dB)	Field Strength at 3m – Average (dBμV/m)	Limit at 3m – Average (dBμV/m)	Margin - Average (dB)
4884.00	V	4.3	-14.0	52.0	74.0	-22.0	**38.0	54.0	-16.0
7326.00	V	11.8	-14.0	47.7	74.0	-26.3	**33.7	54.0	-20.3
9768.00	V	15.8	-14.0	49.0	74.0	-25.0	**35.0	54.0	-19.0
12210.00	V	19.1	-14.0	50.2	74.0	-23.8	**36.2	54.0	-17.8
14652.00	V	23.2	-14.0	52.6	74.0	-21.4	**38.6	54.0	-15.4
17094.00	V	28.7	-14.0	55.8	74.0	-18.2	**41.8	54.0	-12.2
19536.00	V	46.5	-14.0	57.6	74.0	-16.4	**43.6	54.0	-10.4
21978.00	V	47.1	-14.0	59.0	74.0	-15.0	**45.0	54.0	-9.0
24420.00	V	47.8	-14.0	59.3	74.0	-14.7	**45.3	54.0	-8.7
26862.00	V	48.6	-14.0	61.0	74.0	-13.0	**47.0	54.0	-7.0

For pulse modulated devices and using measuring equipment employing a peak detection mode, properly adjusted for such factor as pulse desensitisation.
**Duty Cycle Correction = 20Log(0.198) = -14.0dB.

Note: Field Strength includes Antenna Factor, Cable Loss and Gain of pre-amplifier.
Receiver setting: RBW = 1MHz
VBW = 1MHz

BUREAU VERITAS HONG KONG LIMITED –
Kowloon Bay Office
1/F Pacific Trade Centre,
2 Kai Hing Road, Kowloon Bay,
Kowloon,HONG KONG
Tel: +852 2331 0888
Fax: +852 2331 0889
www.cps.bureauveritas.com

This report is intended for your exclusive use. Any copying or replication of this report to or for any other person or entity, or use of our name or trademark, is permitted only with our prior written permission. Our report is limited to the test samples identified herein. The results set forth in this report are not necessarily indicative or representative of the statistical quality or characteristics of the lot from which a test sample was taken or any similar or identical product unless specifically and expressly noted. Our report includes all of the tests requested by you and the results thereof. You shall have thirty days from receipt of this report to request additional testing of the samples or to notify us of any errors or omissions relating to our report, provided, however, such notice shall be in writing and shall specifically address the issue you wish to raise. A failure to raise such issue within the prescribed time shall constitute your unqualified acceptance of the completeness of this report, the tests conducted and the correctness of the report contents.

TEST REPORT No: (5216)106-2098(D)

Measurement Data
Test Result of (Transmission mode, Highest frequency): PASS

Frequency (MHz)	Polarity (H/V)	Antenna Factor & Cable Loss (dB/m)	Duty-cycle correction (dB)	Field Strength at 3m – Peak (dBμV/m)	Limit at 3m – Peak (dBμV/m)	Margin - Peak (dB)	Field Strength at 3m – Average (dBμV/m)	Limit at 3m – Average (dBμV/m)	Margin - Average (dB)
4946.00	H	4.3	-14.0	53.7	74.0	-20.3	**39.7	54.0	-14.3
7419.00	H	11.6	-14.0	47.4	74.0	-26.6	**33.4	54.0	-20.6
9892.00	H	15.8	-14.0	49.6	74.0	-24.4	**35.6	54.0	-18.4
12365.00	H	19.1	-14.0	50.8	74.0	-23.2	**36.8	54.0	-17.2
14838.00	H	23.2	-14.0	52.3	74.0	-21.7	**38.3	54.0	-15.7
17311.00	H	28.7	-14.0	55.4	74.0	-18.6	**41.4	54.0	-12.6
19784.00	H	46.6	-14.0	57.8	74.0	-16.2	**43.8	54.0	-10.2
22257.00	H	47.5	-14.0	58.1	74.0	-15.9	**44.1	54.0	-9.9
24730.00	H	47.9	-14.0	59.6	74.0	-14.4	**45.6	54.0	-8.4
27203.00	H	48.7	-14.0	60.0	74.0	-14.0	**46.0	54.0	-8.0

Frequency (MHz)	Polarity (H/V)	Antenna Factor & Cable Loss (dB/m)	Duty-cycle correction (dB)	Field Strength at 3m – Peak (dBμV/m)	Limit at 3m – Peak (dBμV/m)	Margin - Peak (dB)	Field Strength at 3m – Average (dBμV/m)	Limit at 3m – Average (dBμV/m)	Margin - Average (dB)
4946.00	V	4.3	-14.0	52.6	74.0	-21.4	**38.6	54.0	-15.4
7419.00	V	11.6	-14.0	47.7	74.0	-26.3	**33.7	54.0	-20.3
9892.00	V	15.8	-14.0	49.1	74.0	-24.9	**35.1	54.0	-18.9
12365.00	V	19.1	-14.0	50.5	74.0	-23.5	**36.5	54.0	-17.5
14838.00	V	23.2	-14.0	51.6	74.0	-22.4	**37.6	54.0	-16.4
17311.00	V	28.7	-14.0	54.8	74.0	-19.2	**40.8	54.0	-13.2
19784.00	V	46.6	-14.0	58.2	74.0	-15.8	**44.2	54.0	-9.8
22257.00	V	47.5	-14.0	59.0	74.0	-15.0	**45.0	54.0	-9.0
24730.00	V	47.9	-14.0	59.3	74.0	-14.7	**45.3	54.0	-8.7
27203.00	V	48.7	-14.0	60.8	74.0	-13.2	**46.8	54.0	-7.2

For pulse modulated devices and using measuring equipment employing a peak detection mode, properly adjusted for such factor as pulse desensitisation.
**Duty Cycle Correction = 20Log(0.198) = -14.0dB.

Note: Field Strength includes Antenna Factor, Cable Loss and Gain of pre-amplifier.
Receiver setting: RBW = 1MHz
VBW = 1MHz

BUREAU VERITAS HONG KONG LIMITED – Kowloon Bay Office
1/F Pacific Trade Centre,
2 Kai Hing Road, Kowloon Bay,
Kowloon,HONG KONG
Tel: +852 2331 0888
Fax: +852 2331 0889
www.cps.bureauveritas.com

This report is intended for your exclusive use. Any copying or replication of this report to or for any other person or entity, or use of our name or trademark, is permitted only with our prior written permission. Our report is limited to the test samples identified herein. The results set forth in this report are not necessarily indicative or representative of the statistical quality or characteristics of the lot from which a test sample was taken or any similar or identical product unless specifically and expressly noted. Our report includes all of the tests requested by you and the results thereof. You shall have thirty days from receipt of this report to request additional testing of the samples or to notify us of any errors or omissions relating to our report, provided, however, such notice shall be in writing and shall specifically address the issue you wish to raise. A failure to raise such issue within the prescribed time shall constitute your unqualified acceptance of the completeness of this report, the tests conducted and the correctness of the report contents.

TEST REPORT No: (5216)106-2098(D)

Radiated Emissions (9kHz – 40GHz)

Test Requirement: FCC Part 15 Section 15.209
Test Method: ANSI C63.4

Test Date(s): 2016-05-03
Temperature: 25.0 °C
Humidity: 72.0 %
Atmospheric Pressure: 100.3 kPa
Mode of Operation: On mode
Tested Voltage: 6.4Vd.c. ("Rechargeable battery" x 1)

Limits for Radiated Emissions [FCC 47 CFR 15.209]:

Frequency Range [MHz]	Quasi-Peak Limits [μV/m]	Measurement Distance m
0.009-0.490	2400/F(kHz)	300
0.490-1.705	24000/F(kHz)	30
1.705-30	30	30
30-88	100	3
88-216	150	3
216-960	200	3
Above960	500	3

Measurement Data

Test Result of (On mode): PASS

Detection mode: Quasi-Peak

Frequency	Polarity (H/V)	Field Strength	Limit	Margin (dB)
Emissions detected are more than 20 dB below the limit line(s) in 9kHz to 30MHz				

Note: Field Strength includes Antenna Factor and Cable Loss.

Receiver setting: RBW = 200Hz
VBW = 200Hz

BUREAU VERITAS HONG KONG LIMITED – Kowloon Bay Office
1/F Pacific Trade Centre,
2 Kai Hing Road, Kowloon Bay,
Kowloon,HONG KONG
Tel: +852 2331 0888
Fax: +852 2331 0889
www.cps.bureauveritas.com

This report is intended for your exclusive use. Any copying or replication of this report to or for any other person or entity, or use of our name or trademark, is permitted only with our prior written permission. Our report is limited to the test samples identified herein. The results set forth in this report are not necessarily indicative or representative of the statistical quality or characteristics of the lot from which a test sample was taken or any similar or identical product unless specifically and expressly noted. Our report includes all of the tests requested by you and the results thereof. You shall have thirty days from receipt of this report to request additional testing of the samples or to notify us of any errors or omissions relating to our report, provided, however, such notice shall be in writing and shall specifically address the issue you wish to raise. A failure to raise such issue within the prescribed time shall constitute your unqualified acceptance of the completeness of this report, the tests conducted and the correctness of the report contents.

TEST REPORT No: (5216)106-2098(D)

Measurement Data

Test Result of (On mode): PASS

Detection mode: Quasi-Peak

Frequency (MHz)	Polarity (H/V)	Field Strength at 3m (dBµV/m)	Limit at 3m (dBµV/m)	Margin (dB)
192.00	H	29.4	43.5	-14.1
200.00	H	26.7	43.5	-16.8
224.00	H	25.5	46.0	-20.5
280.00	H	32.7	46.0	-13.3
288.00	H	33.8	46.0	-12.2
296.00	H	32.5	46.0	-13.5

Frequency (MHz)	Polarity (H/V)	Field Strength at 3m (dBµV/m)	Limit at 3m (dBµV/m)	Margin (dB)
192.00	V	28.0	43.5	-15.5
328.00	V	31.3	46.0	-14.7
408.00	V	32.9	46.0	-13.1
480.00	V	35.6	46.0	-10.4
496.00	V	37.2	46.0	-8.8
512.00	V	35.1	46.0	-10.9

Note: Field Strength includes Antenna Factor and Cable Loss.

Receiver setting: RBW = 120KHz
VBW = 120KHz

BUREAU VERITAS HONG KONG LIMITED –
Kowloon Bay Office
1/F Pacific Trade Centre,
2 Kai Hing Road, Kowloon Bay,
Kowloon,HONG KONG
Tel: +852 2331 0888
Fax: +852 2331 0889
www.cps.bureauveritas.com

This report is intended for your exclusive use. Any copying or replication of this report to or for any other person or entity, or use of our name or trademark, is permitted only with our prior written permission. Our report is limited to the test samples identified herein. The results set forth in this report are not necessarily indicative or representative of the statistical quality or characteristics of the lot from which a test sample was taken or any similar or identical product unless specifically and expressly noted. Our report includes all of the tests requested by you and the results thereof. You shall have thirty days from receipt of this report to request additional testing of the samples or to notify us of any errors or omissions relating to our report, provided, however, such notice shall be in writing and shall specifically address the issue you wish to raise. A failure to raise such issue within the prescribed time shall constitute your unqualified acceptance of the completeness of this report, the tests conducted and the correctness of the report contents.

TEST REPORT No: (5216)106-2098(D)

Frequency range of Fundamental Emission

Test Requirement:	FCC 47 CFR 15.249
Test Method:	ANSI C63.4:2009 (Section 13.1.7)
Test Date(s):	2016-05-03
Temperature:	25.0 °C
Humidity:	72.0 %
Atmospheric Pressure:	100.3 kPa
Mode of Operation:	Transmission mode
Tested Voltage:	6.4Vd.c. (“Rechargeable battery” x 1)

Test Method:

The bandwidth is measured at an amplitude level reduced from the reference level by a specified ratio. The reference level is the level of the highest amplitude signal observed from the transmitter at the fundamental frequency. Once the reference level is established, the equipment is conditioned with typical modulating signal to produce the worst-case (i.e. the widest) bandwidth.

Limits for Frequency range of Fundamental Emission:

Frequency [MHz]	FCC Limits [MHz]
2409.410 – 2473.650	2400.00 – 2483.50

BUREAU VERITAS HONG KONG LIMITED – Kowloon Bay Office
1/F Pacific Trade Centre,
2 Kai Hing Road, Kowloon Bay,
Kowloon,HONG KONG
Tel: +852 2331 0888
Fax: +852 2331 0889
www.cps.bureauveritas.com

This report is intended for your exclusive use. Any copying or replication of this report to or for any other person or entity, or use of our name or trademark, is permitted only with our prior written permission. Our report is limited to the test samples identified herein. The results set forth in this report are not necessarily indicative or representative of the statistical quality or characteristics of the lot from which a test sample was taken or any similar or identical product unless specifically and expressly noted. Our report includes all of the tests requested by you and the results thereof. You shall have thirty days from receipt of this report to request additional testing of the samples or to notify us of any errors or omissions relating to our report, provided, however, such notice shall be in writing and shall specifically address the issue you wish to raise. A failure to raise such issue within the prescribed time shall constitute your unqualified acceptance of the completeness of this report, the tests conducted and the correctness of the report contents.

TEST REPORT No: (5216)106-2098(D)

Measurement Data :

Test Result of Frequency Range of Fundamental Emission: PASS

Lowest Frequency – 2410.00MHz

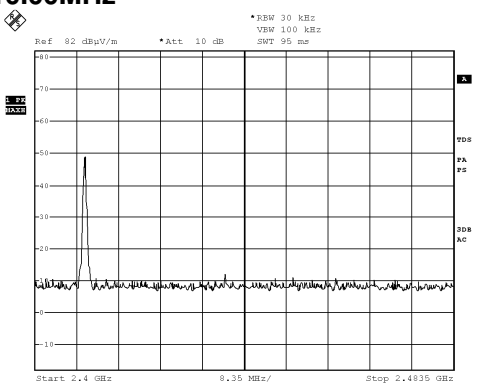

Middle Frequency – 2442.00MHz

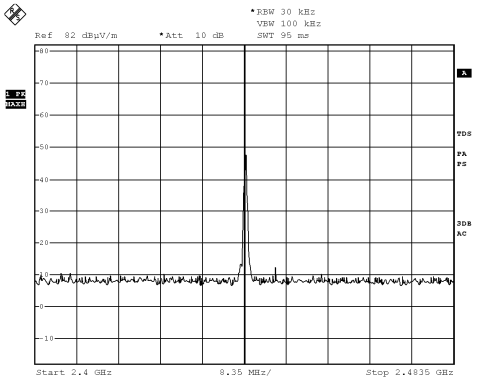

Highest Frequency – 2473.00MHz

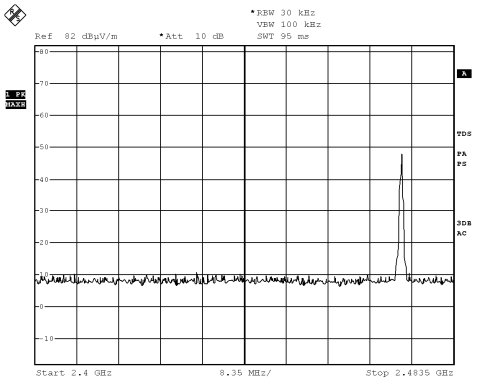

BUREAU VERITAS HONG KONG LIMITED – Kowloon Bay Office
1/F Pacific Trade Centre,
2 Kai Hing Road, Kowloon Bay,
Kowloon,HONG KONG
Tel: +852 2331 0888
Fax: +852 2331 0889
www.cps.bureauveritas.com

This report is intended for your exclusive use. Any copying or replication of this report to or for any other person or entity, or use of our name or trademark, is permitted only with our prior written permission. Our report is limited to the test samples identified herein. The results set forth in this report are not necessarily indicative or representative of the statistical quality or characteristics of the lot from which a test sample was taken or any similar or identical product unless specifically and expressly noted. Our report includes all of the tests requested by you and the results thereof. You shall have thirty days from receipt of this report to request additional testing of the samples or to notify us of any errors or omissions relating to our report, provided, however, such notice shall be in writing and shall specifically address the issue you wish to raise. A failure to raise such issue within the prescribed time shall constitute your unqualified acceptance of the completeness of this report, the tests conducted and the correctness of the report contents.

TEST REPORT No: (5216)106-2098(D)
Measurement Data :

Test Result of 26dB Bandwidth of Fundamental Emission: PASS

Lowest Frequency – 2410.00MHz

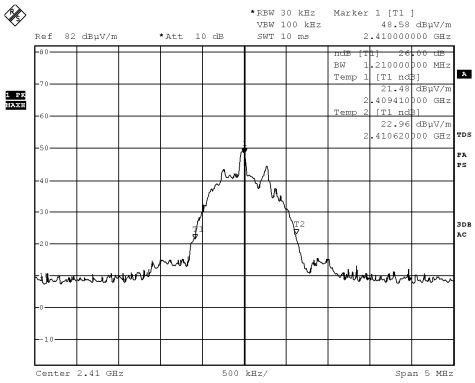

Middle Frequency – 2442.00MHz

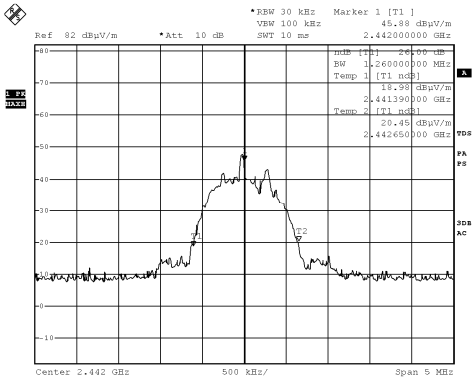

Highest Frequency – 2473.00MHz

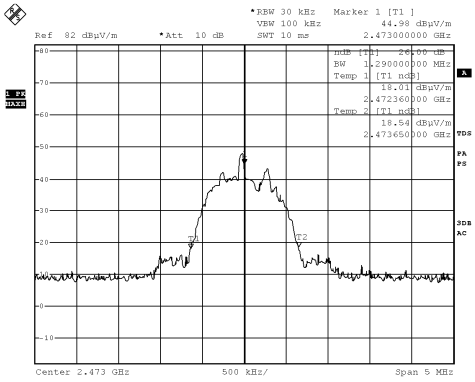

BUREAU VERITAS HONG KONG LIMITED – Kowloon Bay Office
1/F Pacific Trade Centre,
2 Kai Hing Road, Kowloon Bay,
Kowloon,HONG KONG
Tel: +852 2331 0888
Fax: +852 2331 0889
www.cps.bureauveritas.com

This report is intended for your exclusive use. Any copying or replication of this report to or for any other person or entity, or use of our name or trademark, is permitted only with our prior written permission. Our report is limited to the test samples identified herein. The results set forth in this report are not necessarily indicative or representative of the statistical quality or characteristics of the lot from which a test sample was taken or any similar or identical product unless specifically and expressly noted. Our report includes all of the tests requested by you and the results thereof. You shall have thirty days from receipt of this report to request additional testing of the samples or to notify us of any errors or omissions relating to our report, provided, however, such notice shall be in writing and shall specifically address the issue you wish to raise. A failure to raise such issue within the prescribed time shall constitute your unqualified acceptance of the completeness of this report, the tests conducted and the correctness of the report contents.

TEST REPORT No: (5216)106-2098(D)

Duty Cycle Correction During 100msec:

Each function key sends a different series of characters, but each packet period (100msec) never exceeds a series of 60 pulses (0.33 msec). Assuming any combination of short and long pulses maybe obtained due to encoding the worst case transmit duty cycle would be considered 60*0.33 per 100msec = 19.8% duty cycle.

Remarks:

Duty Cycle Correction = 20Log(0.198) = -14.0dB

The following figures [Figure A] show the characteristics of the pulse train for one of these functions.

BUREAU VERITAS HONG KONG LIMITED – Kowloon Bay Office
1/F Pacific Trade Centre,
2 Kai Hing Road, Kowloon Bay,
Kowloon,HONG KONG
Tel: +852 2331 0888
Fax: +852 2331 0889
www.cps.bureauveritas.com

This report is intended for your exclusive use. Any copying or replication of this report to or for any other person or entity, or use of our name or trademark, is permitted only with our prior written permission. Our report is limited to the test samples identified herein. The results set forth in this report are not necessarily indicative or representative of the statistical quality or characteristics of the lot from which a test sample was taken or any similar or identical product unless specifically and expressly noted. Our report includes all of the tests requested by you and the results thereof. You shall have thirty days from receipt of this report to request additional testing of the samples or to notify us of any errors or omissions relating to our report, provided, however, such notice shall be in writing and shall specifically address the issue you wish to raise. A failure to raise such issue within the prescribed time shall constitute your unqualified acceptance of the completeness of this report, the tests conducted and the correctness of the report contents.

TEST REPORT No: (5216)106-2098(D)

Measurement Data :

Figure A [Pulse Train]

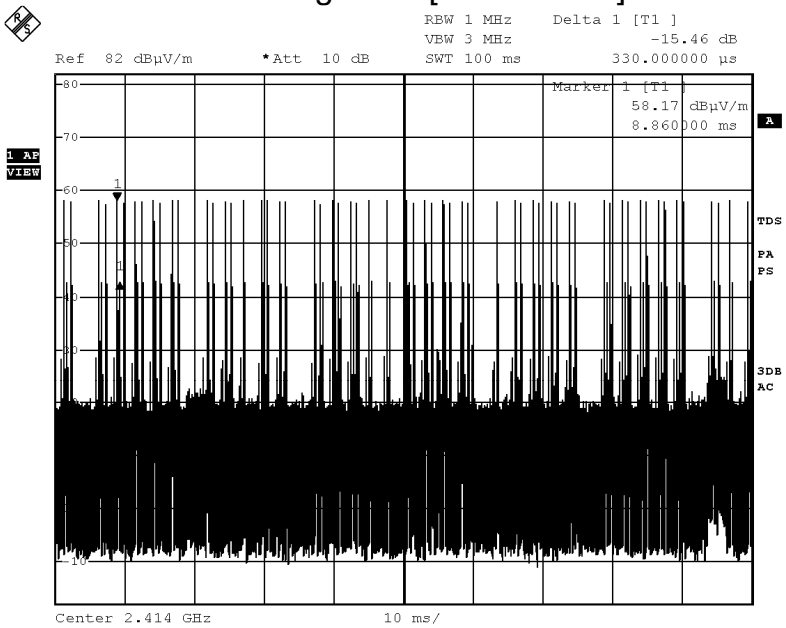

This report is intended for your exclusive use. Any copying or replication of this report to or for any other person or entity, or use of our name or trademark, is permitted only with our prior written permission. Our report is limited to the test samples identified herein. The results set forth in this report are not necessarily indicative or representative of the statistical quality or characteristics of the lot from which a test sample was taken or any similar or identical product unless specifically and expressly noted. Our report includes all of the tests requested by you and the results thereof. You shall have thirty days from receipt of this report to request additional testing of the samples or to notify us of any errors or omissions relating to our report, provided, however, such notice shall be in writing and shall specifically address the issue you wish to raise. A failure to raise such issue within the prescribed time shall constitute your unqualified acceptance of the completeness of this report, the tests conducted and the correctness of the report contents.

Photographs of EUT

Front View of the product

Rear View of the product

Top View of the product

Bottom View of the product

Side View of the product

Side View of the product

Battery compartment

BUREAU VERITAS HONG KONG LIMITED –
Kowloon Bay Office
1/F Pacific Trade Centre,
2 Kai Hing Road, Kowloon Bay,
Kowloon,HONG KONG
Tel: +852 2331 0888
Fax: +852 2331 0889
www.cps.bureauveritas.com

This report is intended for your exclusive use. Any copying or replication of this report to or for any other person or entity, or use of our name or trademark, is permitted only with our prior written permission. Our report is limited to the test samples identified herein. The results set forth in this report are not necessarily indicative or representative of the statistical quality or characteristics of the lot from which a test sample was taken or any similar or identical product unless specifically and expressly noted. Our report includes all of the tests requested by you and the results thereof. You shall have thirty days from receipt of this report to request additional testing of the samples or to notify us of any errors or omissions relating to our report, provided, however, such notice shall be in writing and shall specifically address the issue you wish to raise. A failure to raise such issue within the prescribed time shall constitute your unqualified acceptance of the completeness of this report, the tests conducted and the correctness of the report contents.

Photographs of EUT

Internal View of the product



Internal View of the product

Inner Circuit Top View



Inner Circuit Bottom View



Antenna



BUREAU VERITAS HONG KONG LIMITED – Kowloon Bay Office
1/F Pacific Trade Centre,
2 Kai Hing Road, Kowloon Bay,
Kowloon,HONG KONG
Tel: +852 2331 0888
Fax: +852 2331 0889
www.cps.bureauveritas.com

This report is intended for your exclusive use. Any copying or replication of this report to or for any other person or entity, or use of our name or trademark, is permitted only with our prior written permission. Our report is limited to the test samples identified herein. The results set forth in this report are not necessarily indicative or representative of the statistical quality or characteristics of the lot from which a test sample was taken or any similar or identical product unless specifically and expressly noted. Our report includes all of the tests requested by you and the results thereof. You shall have thirty days from receipt of this report to request additional testing of the samples or to notify us of any errors or omissions relating to our report, provided, however, such notice shall be in writing and shall specifically address the issue you wish to raise. A failure to raise such issue within the prescribed time shall constitute your unqualified acceptance of the completeness of this report, the tests conducted and the correctness of the report contents.

Measurement of Radiated Emission Test Set Up

******* End of Report *******

BUREAU VERITAS HONG KONG LIMITED – Kowloon Bay Office
1/F Pacific Trade Centre,
2 Kai Hing Road, Kowloon Bay,
Kowloon,HONG KONG
Tel: +852 2331 0888
Fax: +852 2331 0889
www.cps.bureauveritas.com

This report is intended for your exclusive use. Any copying or replication of this report to or for any other person or entity, or use of our name or trademark, is permitted only with our prior written permission. Our report is limited to the test samples identified herein. The results set forth in this report are not necessarily indicative or representative of the statistical quality or characteristics of the lot from which a test sample was taken or any similar or identical product unless specifically and expressly noted. Our report includes all of the tests requested by you and the results thereof. You shall have thirty days from receipt of this report to request additional testing of the samples or to notify us of any errors or omissions relating to our report, provided, however, such notice shall be in writing and shall specifically address the issue you wish to raise. A failure to raise such issue within the prescribed time shall constitute your unqualified acceptance of the completeness of this report, the tests conducted and the correctness of the report contents.