TEST REPORT

N°: 148983-704527-D **Version : 01**

Subject	**Radio spectrum matters** **tests according to standards:** **47 CFR Part 15.407 & RSS-247 Issue 1 & RSS-Gen Issue 4 (RF Test Only)**
Issued to	Technicolor 975, Avenue des Champs Blancs CS17616 35576 - Cesson-Sévigné Cedex France
FCC/IC registrated contact	5030 Sugarloaf Parkway Building 6 30044 - Lawrenceville United States

Apparatus under test

Product	OTT STB
Trade mark	**Technicolor Player**
Manufacturer	**Technicolor**
Model under test	**UIW4010TCH**
Serial number	**--**
FCC ID	**G95-UIW4010TCH**
IC ID	**431C-UIW4010TCH**

Test date	: September 8, 2016 to October 17, 2016
Test location	Fontenay Aux Roses
Composition of document	124 pages
Document issued on	June 19, 2017

Written by :
Arnaud FAYETTE
Tests operator

Approved by :
Stéphane PHOUDIAH
Technical manager

LABORATOIRE CENTRAL DES INDUSTRIES ELECTRIQUES
RCS Nanterre B 408 363 174
33 avenue du General Leclerc
F - 92266 FONTENAY AUX ROSES

This document shall not be reproduced, except in full, without the written approval of the LCIE. This document contains results related only to the items tested. It does not imply the conformity of the whole production to the items tested. Unless otherwise specified, the decision of conformity takes into account the uncertainty of measurement. This document doesn't anticipate any certification decision.

PUBLICATION HISTORY

Version	Date	Author	Modification
01	June 7, 2017	Arnaud FAYETTE	Creation of the document

SUMMARY

1. TEST PROGRAM 4
2. EQUIPMENT UNDER TEST: CONFIGURATION (DECLARED BY PROVIDER) 5
3. OCCUPIED BANDWIDTH 16
4. 26DB EMISSION BANDWIDTH 23
5. 6DB EMISSION BANDWIDTH 30
6. DUTY CYCLE 33
7. MAXIMUM CONDUCTED OUTPUT POWER, MAXIMUM POWER SPECTRAL DENSITY, MAXIMUM EIRP, MAXIMUM EIRP SPECTRAL DENSITY 35
8. AC POWER LINE CONDUCTED EMISSIONS 58
9. UNWANTED EMISSIONS & UNDESIRABLE EMISSION 62
10. UNCERTAINTIES CHART 124

1. TEST PROGRAM

References

- **47 CFR Part 15.407**
- **RSS 247 Issue 1**
- **RSS Gen Issue 4**
- **KDB 789033 D02 General U-NII Tests Procedures New Rules v01r02**
- **KDB 662911 D01 Multiple Transmitter Output v02r01**
- **ANSI C63.10-2013**

Radio requirement:

Clause (47CFR Part 15.407 & RSS-247 Issue 1 & RSS-Gen Issue 4) Test Description	Test result - Comments			
Occupied Bandwidth	☑ PASS	☐ FAIL	☐ NA	☐ NP(1)
26dB Bandwidth	☑ PASS	☐ FAIL	☐ NA(2)	☐ NP(1)
6dB Bandwidth	☑ PASS	☐ FAIL	☐ NA(3)	☐ NP(1)
Duty Cycle	☑ PASS	☐ FAIL	☐ NA	☐ NP(1)
EIRP	☑ PASS	☐ FAIL	☐ NA	☐ NP(1)
Maximum Conducted Output Power	☑ PASS	☐ FAIL	☐ NA	☐ NP(1)
Power Spectral Density	☑ PASS	☐ FAIL	☐ NA	☐ NP(1)
Transmit Power Control	☐ PASS	☐ FAIL	☑ NA(4)	☐ NP(1)
AC Power Line Conducted Emission	☑ PASS	☐ FAIL	☐ NA(5)	☐ NP(1)
Unwanted Emissions & Undesirable Emission	☑ PASS	☐ FAIL	☐ NA	☐ NP(1)
Frequency Stability	☑ PASS (6)	☐ FAIL	☐ NA	☐ NP(1)
This table is a summary of test report, see conclusion of each clause of this test report for detail.				

(1): Limited program
(2): EUT only operates outside the 5725MHz-5850MHz band
(3): EUT only operates inside the 5725MHz-5850MHz band
(4): EIRP below 27dBm or EUT only operates inside 5150MHz-5250MHz or/and 5725MHz-5850MHz bands
(5): EUT not directly or indirectly connected to the AC Power Public Network
(6): The Manufacturer declares the EUT emission is maintained within the band of operation under all conditions of normal operation as specified in the user manual

2. EQUIPMENT UNDER TEST: CONFIGURATION (DECLARED BY PROVIDER)

2.1. HARDWARE IDENTIFICATION (EUT AND AUXILIARIES):

Equipment under test (EUT):
Technicolor Player UIW4010TCH **Serial Number: --**

Similarity with already granted equipment:
This equipment is a variant from UIW4010ECH model. The only difference is the model name (HVIN), the color enclosure and the ON/OFF switch position. As a consequence, tests results of this report are fully retrieved from UIW4010ECH test reports Granted in October 2016 under FCC ID: G95-UIW4010ECH; IC: 431C-UIW4010ECH). Only additional tests according to 47CFR Part 15B and ICES 003 have been performed.

Inputs/outputs - Cable:

Access	Type	Length used (m)	Declared <3m	Shielded	Under test	Comments
1	Power Supply	-	☐	☐	☑	-
2	HDMI	1,8	☑	☐	☑	-

Auxiliary equipment used during test:

Type	Reference	Sn	Comments
Laptop	LCIE	-	Use to set the EUT

Equipment information:

Type:	**WIFI**			
Frequency band:	☑ 5150MHz-5250MHz	☑ 5250MHz-5350MHz	☑ 5470MHz-5725MHz	
	☑ 5725MHz-5850MHz			
Standard:	☐ 802.11a	☑ 802.11n HT20	☑ 802.11n HT40	
	☑ 802.11ac VHT20	☑ 802.11ac VHT40	☑ 802.11ac VHT80	
	☐ 802.11ac VHT160			
Spectrum Modulation:	☑ OFDM			
Channel bandwidth:	☑ 20MHz	☑ 40MHz	☑ 80MHz	☐ 160MHz
Antenna Type:	☑ Integral	☐ External	☐ Dedicated	
Antenna connector:	☑ Yes	☐ No	☐ Temporary for test	
Transmit chains:	☐ 1	☑ 2	☐ 3	☐ 4
	☐ 5	☐ 6	☐ 7	☐ 8
TPC:	☑ Yes		☐ No	
Receiver chains	☐ 1	☑ 2	☐ 3	☐ 4
	☐ 5	☐ 6	☐ 7	☐ 8
Type of equipment:	☑ Stand-alone	☐ Plug-in	☐ Combined	
Operating temperature range:	Tmin:	☐ -20°C	☑ 0°C	☐ X °C
	Tnom:	20°C		
	Tmax:	☐ 35°C	☐ 55°C	☑ 40 °C
Type of power source:	☑ AC power supply	☐ DC power supply	☐ Battery Battery Type	
Operating voltage range:	Vmin:	☐ X V/60Hz	☐ X Vdc	
	Vnom:	☑ 120V/60Hz	☐ X Vdc	
	Vmax	☐ X V/60Hz	☐ X Vdc	
Mode:	☐ Master	☐ Slave with radar detection	☑ Slave without radar detection	
	☐ Bridge		☐ Mesh	
Fixed outdoor P to P/M application:	☐ Yes		☑ No	
System architectures:	☑ IP based		☐ Frame based	
User access restriction:	☑ Yes (The manufacturer declares that information regarding the parameters of the detected Radar Waveforms is not available to the end user)		☐ No	

Antenna Characteristic			
Antenna assembly	**Gain (dBi)**	**Frequency Band (MHz)**	**Impedance(Ω)**
1	5	5.15-5.85GHz	50
2	6.3	5.15-5.85GHz	50
Accumulated	5.7	5.15-5.85GHz	50

Note: Calculated according to KDB 662911 D01 Multiple Transmitter Output v02r01 F) 2) d) (ii). All antennas can transmit simultaneously.

CHANNEL PLAN		
802.11a / 802.11n HT20/ 802.11ac VHT20		
Channel	**Frequency (MHz)**	**Available Channel**
C1=36	5180	☑
C2=40	5200	☑
44	5220	☑
C3=48	5240	☑
C4=52	5260	☑
56	5280	☑
C5=60	5300	☑
C6=64	5320	☑
C7=100	5500	☑
104	5520	☑
108	5540	☑
112	5560	☑
C8=116	5580	☑
120	5600	☐
124	5620	☐
128	5640	☐
132	5660	☑
136	5680	☑
C9=140	5700	☑
C10=144	5720	☐
C11=149	5745	☑
153	5765	☑
C12=157	5785	☑
161	5805	☑
C13=165	5825	☑

CHANNEL PLAN		
802.11n HT40/ 802.11ac VHT40		
Channel	Frequency (MHz)	Available Channel
C14=36+40	5190	☑
C15=44+48	5230	☑
C16=52+56	5270	☑
C17=60+64	5310	☑
C18=100+104	5510	☑
C19=108+112	5550	☑
116+120	5590	☐
124+128	5630	☐
C20=132+136	5670	☑
C21=140+144	5710	☐
C22=149+153	5755	☑
C23=157+161	5795	☑

CHANNEL PLAN		
802.11ac VHT80		
Channel	Frequency (MHz)	Available Channel
C24=36+40+44+48	5210	☑
C25=52+56+60+64	5290	☑
C26=100+104+108+112	5530	☑
C27=116+120+124+128	5610	☐
C28=132+136+140+144	5690	☐
C29=149+153+157+161	5775	☑

No DFS Channel
DFS Channel
Weather DFS Channel (Not Authorised for RSS-247)

DATA RATE									
802.11n HT20									
Available for EUT	MCS Index	Spatial streams	Modulation				Data Rate (Mbps)		Worst Case Modulation
							(GI = 800ns)	(GI = 400ns)	
☑	0	1	BPSK				6.5	7.2	☑
☑	1	1	QPSK				13	14.4	☐
☑	2	1	QPSK				19.5	21.7	☐
☑	3	1	16-QAM				26	28.9	☐
☑	4	1	16-QAM				39	43.3	☐
☑	5	1	64-QAM				52	57.8	☐
☑	6	1	64-QAM				58.5	65	☐
☑	7	1	64-QAM				65	72.2	☐
☑	8	2	BPSK				13	14.4	☑
☑	9	2	QPSK				26	28.9	☐
☑	10	2	QPSK				39	43.3	☐
☑	11	2	16-QAM				52	57.8	☐
☑	12	2	16-QAM				78	86.7	☐
☑	13	2	64-QAM				104	115.6	☐
☑	14	2	64-QAM				117	130.3	☐
☑	15	2	64-QAM				130	144.4	☐
☐	16	3	BPSK				19.5	21.7	☐
☐	17	3	QPSK				39	43.3	☐
☐	18	3	QPSK				58.5	65	☐
☐	19	3	16-QAM				78	86.7	☐
☐	20	3	16-QAM				117	130	☐
☐	21	3	64-QAM				156	173.3	☐
☐	22	3	64-QAM				175.5	195	☐
☐	23	3	64-QAM				195	216.7	☐
☐	24	4	BPSK				26	28.9	☐
☐	25	4	QPSK				52	57.8	☐
☐	26	4	QPSK				78	86.7	☐
☐	27	4	16-QAM				104	115.6	☐
☐	28	4	16-QAM				156	173.3	☐
☐	29	4	64-QAM				208	231.1	☐
☐	30	4	64-QAM				234	260	☐
☐	31	4	64-QAM				260	288.9	☐
☐	32	1	BPSK	-	-	-	-	-	☐
☐	33	2	16-QAM	QPSK	-	-	39	43.3	☐
☐	34	2	64-QAM	QPSK	-	-	52	57.8	☐
☐	35	2	64-QAM	16-QAM	-	-	65	72.2	☐
☐	36	2	16-QAM	QPSK	-	-	58.5	65	☐
☐	37	2	64-QAM	QPSK	-	-	78	86.7	☐
☐	38	2	64-QAM	16-QAM	-	-	97.5	108.3	☐
☐	39	3	16-QAM	QPSK	QPSK	-	52	57.8	☐
☐	40	3	16-QAM	16-QAM	QPSK	-	65	72.2	☐
☐	41	3	64-QAM	QPSK	QPSK	-	65	72.2	☐
☐	42	3	64-QAM	16-QAM	QPSK	-	78	86.7	☐
☐	43	3	64-QAM	16-QAM	16-QAM	-	91	101.1	☐
☐	44	3	64-QAM	64-QAM	QPSK	-	91	101.1	☐
☐	45	3	64-QAM	64-QAM	16-QAM	-	104	115.6	☐
☐	46	3	16-QAM	QPSK	QPSK	-	78	86.7	☐
☐	47	3	16-QAM	16-QAM	QPSK	-	97.5	108.3	☐
☐	48	3	64-QAM	QPSK	QPSK	-	97.5	108.3	☐
☐	49	3	64-QAM	16-QAM	QPSK	-	117	130	☐
☐	50	3	64-QAM	16-QAM	16-QAM	-	136.5	151.7	☐
☐	51	3	64-QAM	64-QAM	QPSK	-	136.5	151.7	☐
☐	52	3	64-QAM	64-QAM	16-QAM	-	156	173.3	☐
☐	53	4	16-QAM	QPSK	QPSK	QPSK	65	72.2	☐
☐	54	4	16-QAM	16-QAM	QPSK	QPSK	78	86.7	☐
☐	55	4	16-QAM	16-QAM	16-QAM	QPSK	91	101.1	☐
☐	56	4	64-QAM	QPSK	QPSK	QPSK	78	86.7	☐
☐	57	4	64-QAM	16-QAM	QPSK	QPSK	91	101.1	☐
☐	58	4	64-QAM	16-QAM	16-QAM	QPSK	104	115.6	☐
☐	59	4	64-QAM	16-QAM	16-QAM	16-QAM	117	130	☐
☐	60	4	64-QAM	QPSK	QPSK	QPSK	104	115.6	☐
☐	61	4	64-QAM	16-QAM	16-QAM	QPSK	117	130	☐
☐	62	4	64-QAM	16-QAM	16-QAM	16-QAM	130	144.4	☐
☐	63	4	64-QAM	64-QAM	64-QAM	QPSK	130	144.4	☐
☐	64	4	64-QAM	64-QAM	64-QAM	16-QAM	143	158.9	☐
☐	65	4	16-QAM	QPSK	QPSK	QPSK	97.5	108.3	☐
☐	66	4	16-QAM	16-QAM	QPSK	QPSK	117	130	☐
☐	67	4	16-QAM	16-QAM	16-QAM	QPSK	136.5	151.7	☐
☐	68	4	64-QAM	QPSK	QPSK	QPSK	117	130	☐
☐	69	4	64-QAM	16-QAM	QPSK	QPSK	136.5	151.7	☐
☐	70	4	64-QAM	16-QAM	16-QAM	QPSK	156	173.3	☐
☐	71	4	64-QAM	16-QAM	16-QAM	16-QAM	175.5	195	☐
☐	72	4	64-QAM	64-QAM	QPSK	QPSK	156	173.3	☐
☐	73	4	64-QAM	64-QAM	16-QAM	QPSK	175.5	195	☐
☐	74	4	64-QAM	64-QAM	16-QAM	16-QAM	195	216.7	☐
☐	75	4	64-QAM	64-QAM	64-QAM	QPSK	195	216.7	☐
☐	76	4	64-QAM	64-QAM	64-QAM	16-QAM	214.5	238.3	☐

DATA RATE									
802.11n HT40									
Available for EUT	MCS Index	Spatial streams	Modulation				Data Rate (Mbps)		Worst Case Modulation
							(GI = 800ns)	(GI = 400ns)	
☑	0	1	BPSK				13	15	☑
☑	1	1	QPSK				27	30	☐
☑	2	1	QPSK				40.5	45	☐
☑	3	1	16-QAM				54	60	☐
☑	4	1	16-QAM				81	90	☐
☑	5	1	64-QAM				108	120	☐
☑	6	1	64-QAM				121.5	135	☐
☑	7	1	64-QAM				135	150	☐
☑	8	2	BPSK				27	30	☑
☑	9	2	QPSK				54	60	☐
☑	10	2	QPSK				81	90	☐
☑	11	2	16-QAM				108	120	☐
☑	12	2	16-QAM				162	180	☐
☑	13	2	64-QAM				216	240	☐
☑	14	2	64-QAM				243	270	☐
☑	15	2	64-QAM				270	300	☐
☐	16	3	BPSK				40.5	45	☐
☐	17	3	QPSK				81	90	☐
☐	18	3	QPSK				121.5	135	☐
☐	19	3	16-QAM				162	180	☐
☐	20	3	16-QAM				243	270	☐
☐	21	3	64-QAM				324	360	☐
☐	22	3	64-QAM				364.5	405	☐
☐	23	3	64-QAM				405	450	☐
☐	24	4	BPSK				54	60	☐
☐	25	4	QPSK				108	120	☐
☐	26	4	QPSK				162	180	☐
☐	27	4	16-QAM				216	240	☐
☐	28	4	16-QAM				324	360	☐
☐	29	4	64-QAM				432	480	☐
☐	30	4	64-QAM				486	540	☐
☐	31	4	64-QAM				540	600	☐
☐	32	1	BPSK	-	-	-	6.0	6.7	☐
☐	33	2	16-QAM	QPSK	-	-	81	90.0	☐
☐	34	2	64-QAM	QPSK	-	-	108	120	☐
☐	35	2	64-QAM	16-QAM	-	-	135	150	☐
☐	36	2	16-QAM	QPSK	-	-	121.5	135	☐
☐	37	2	64-QAM	QPSK	-	-	162	180	☐
☐	38	2	64-QAM	16-QAM	-	-	202.5	225	☐
☐	39	3	16-QAM	QPSK	QPSK	-	108	120	☐
☐	40	3	16-QAM	16-QAM	QPSK	-	135	150	☐
☐	41	3	64-QAM	QPSK	QPSK	-	135	150	☐
☐	42	3	64-QAM	16-QAM	QPSK	-	162	180	☐
☐	43	3	64-QAM	16-QAM	16-QAM	-	189	210	☐
☐	44	3	64-QAM	64-QAM	QPSK	-	189	210	☐
☐	45	3	64-QAM	64-QAM	16-QAM	-	216	240	☐
☐	46	3	16-QAM	QPSK	QPSK	-	162	180	☐
☐	47	3	16-QAM	16-QAM	QPSK	-	202.5	225	☐
☐	48	3	64-QAM	QPSK	QPSK	-	202.5	225	☐
☐	49	3	64-QAM	16-QAM	QPSK	-	243	270	☐
☐	50	3	64-QAM	16-QAM	16-QAM	-	283.5	315	☐
☐	51	3	64-QAM	64-QAM	QPSK	-	283.5	315	☐
☐	52	3	64-QAM	64-QAM	16-QAM	-	324	360	☐
☐	53	4	16-QAM	QPSK	QPSK	QPSK	135	150	☐
☐	54	4	16-QAM	16-QAM	QPSK	QPSK	162	180	☐
☐	55	4	16-QAM	16-QAM	16-QAM	QPSK	189	210	☐
☐	56	4	64-QAM	QPSK	QPSK	QPSK	162	180	☐
☐	57	4	64-QAM	16-QAM	QPSK	QPSK	189	210	☐
☐	58	4	64-QAM	16-QAM	16-QAM	QPSK	216	240	☐
☐	59	4	64-QAM	16-QAM	16-QAM	16-QAM	243	270	☐
☐	60	4	64-QAM	QPSK	QPSK	QPSK	216	240	☐
☐	61	4	64-QAM	16-QAM	16-QAM	QPSK	243	270	☐
☐	62	4	64-QAM	16-QAM	16-QAM	16-QAM	270	300	☐
☐	63	4	64-QAM	64-QAM	64-QAM	QPSK	270	300	☐
☐	64	4	64-QAM	64-QAM	64-QAM	16-QAM	297	330	☐
☐	65	4	16-QAM	QPSK	QPSK	QPSK	202.5	225	☐
☐	66	4	16-QAM	16-QAM	QPSK	QPSK	243	270	☐
☐	67	4	16-QAM	16-QAM	16-QAM	QPSK	283.5	315	☐
☐	68	4	64-QAM	QPSK	QPSK	QPSK	243	270	☐
☐	69	4	64-QAM	16-QAM	QPSK	QPSK	283.5	315	☐
☐	70	4	64-QAM	16-QAM	16-QAM	QPSK	324	360	☐
☐	71	4	64-QAM	16-QAM	16-QAM	16-QAM	364.5	405	☐
☐	72	4	64-QAM	64-QAM	QPSK	QPSK	324	360	☐
☐	73	4	64-QAM	64-QAM	16-QAM	QPSK	364.5	405	☐
☐	74	4	64-QAM	64-QAM	16-QAM	16-QAM	405	450	☐
☐	75	4	64-QAM	64-QAM	64-QAM	QPSK	405	450	☐
☐	76	4	64-QAM	64-QAM	64-QAM	16-QAM	445.5	495	☐

DATA RATE: 802.11ac VHT20							
Available for EUT	MCS Index	Nbr of spatial streams	Modulation (Stream 1/2/3/4)	Coding rate	GI = 800ns	GI = 400ns	Worst Case Modulation
☑	0	1	BPSK	1/2	6,5	7,2	☑
☑	1	1	QPSK	1/2	13	14,4	☐
☑	2	1	QPSK	3/4	19,5	21,7	☐
☑	3	1	16-QAM	1/2	26	28,9	☐
☑	4	1	16-QAM	3/4	39	43,3	☐
☑	5	1	64-QAM	2/3	52	57,8	☐
☑	6	1	64-QAM	3/4	58,5	65	☐
☑	7	1	64-QAM	5/6	65	72,2	☐
☑	8	1	256-QAM	3/4	78	86,7	☐
☑	9	1	256-QAM	5/6	N/A	N/A	☐
☑	10	2	BPSK	1/2	13	14,4	☑
☑	11	2	QPSK	1/2	26	28,8	☐
☑	12	2	QPSK	3/4	39	43,4	☐
☑	13	2	16-QAM	1/2	52	57,8	☐
☑	14	2	16-QAM	3/4	78	86,6	☐
☑	15	2	64-QAM	2/3	104	115,6	☐
☑	16	2	64-QAM	3/4	117	130	☐
☑	17	2	64-QAM	5/6	130	144,4	☐
☑	18	2	256-QAM	3/4	156	173,4	☐
☑	19	2	256-QAM	5/6	N/A	N/A	☐
☐	20	3	BPSK	1/2	19,5	21,6	☐
☐	21	3	QPSK	1/2	39	43,2	☐
☐	22	3	QPSK	3/4	58,5	65,1	☐
☐	23	3	16-QAM	1/2	78	86,7	☐
☐	24	3	16-QAM	3/4	117	129,9	☐
☐	25	3	64-QAM	2/3	156	173,4	☐
☐	26	3	64-QAM	3/4	175,5	195	☐
☐	27	3	64-QAM	5/6	195	216,6	☐
☐	28	3	256-QAM	3/4	234	260,1	☐
☐	29	3	256-QAM	5/6	N/A	N/A	☐
☐	30	4	BPSK	1/2	26	28,8	☐
☐	31	4	QPSK	1/2	52	57,6	☐
☐	32	4	QPSK	3/4	78	86,8	☐
☐	33	4	16-QAM	1/2	104	115,6	☐
☐	34	4	16-QAM	3/4	156	173,2	☐
☐	35	4	64-QAM	2/3	208	231,2	☐
☐	36	4	64-QAM	3/4	234	260	☐
☐	37	4	64-QAM	5/6	260	288,8	☐
☐	38	4	256-QAM	3/4	312	346,8	☐
☐	39	4	256-QAM	5/6	N/A	N/A	☐
☐	40	5	BPSK	1/2	32,5	36	☐
☐	41	5	QPSK	1/2	65	72	☐
☐	42	5	QPSK	3/4	97,5	108,5	☐
☐	43	5	16-QAM	1/2	130	144,5	☐
☐	44	5	16-QAM	3/4	195	216,5	☐
☐	45	5	64-QAM	2/3	260	289	☐
☐	46	5	64-QAM	3/4	292,5	325	☐
☐	47	5	64-QAM	5/6	325	361	☐
☐	48	5	256-QAM	3/4	390	433,5	☐
☐	49	5	256-QAM	5/6	N/A	N/A	☐
☐	50	6	BPSK	1/2	39	43,2	☐
☐	51	6	QPSK	1/2	78	86,4	☐
☐	52	6	QPSK	3/4	117	130,2	☐
☐	53	6	16-QAM	1/2	156	173,4	☐
☐	54	6	16-QAM	3/4	234	259,8	☐
☐	55	6	64-QAM	2/3	312	346,8	☐
☐	56	6	64-QAM	3/4	351	390	☐
☐	57	6	64-QAM	5/6	390	433,2	☐
☐	58	6	256-QAM	3/4	468	520,2	☐
☐	59	6	256-QAM	5/6	N/A	N/A	☐
☐	60	7	BPSK	1/2	45,5	50,4	☐
☐	61	7	QPSK	1/2	91	100,8	☐
☐	62	7	QPSK	3/4	136,5	151,9	☐
☐	63	7	16-QAM	1/2	182	202,3	☐
☐	64	7	16-QAM	3/4	273	303,1	☐
☐	65	7	64-QAM	2/3	364	404,6	☐
☐	66	7	64-QAM	3/4	409,5	455	☐
☐	67	7	64-QAM	5/6	455	505,4	☐
☐	68	7	256-QAM	3/4	546	606,9	☐
☐	69	7	256-QAM	5/6	N/A	N/A	☐
☐	70	8	BPSK	1/2	52	57,6	☐
☐	71	8	QPSK	1/2	104	115,2	☐
☐	72	8	QPSK	3/4	156	173,6	☐
☐	73	8	16-QAM	1/2	208	231,2	☐
☐	74	8	16-QAM	3/4	312	346,4	☐
☐	75	8	64-QAM	2/3	416	462,4	☐
☐	76	8	64-QAM	3/4	468	520	☐
☐	77	8	64-QAM	5/6	520	577,6	☐
☐	78	8	256-QAM	3/4	624	693,6	☐
☐	79	8	256-QAM	5/6	N/A	N/A	☐

DATA RATE: 802.11ac VHT40							
Available for EUT	MCS Index	Nbr of spatial streams	Modulation (Stream 1/2/3/4)	Coding rate	GI = 800ns	GI = 400ns	Worst Case Modulation
☑	0	1	BPSK	1/2	13,5	15	☑
☑	1	1	QPSK	1/2	27	30	☐
☑	2	1	QPSK	3/4	40,5	45	☐
☑	3	1	16-QAM	1/2	54	60	☐
☑	4	1	16-QAM	3/4	81	90	☐
☑	5	1	64-QAM	2/3	108	120	☐
☑	6	1	64-QAM	3/4	121,5	135	☐
☑	7	1	64-QAM	5/6	135	150	☐
☑	8	1	256-QAM	3/4	162	180	☐
☑	9	1	256-QAM	5/6	180	200	☐
☑	10	2	BPSK	1/2	27	30	☑
☑	11	2	QPSK	1/2	54	60	☐
☑	12	2	QPSK	3/4	81	90	☐
☑	13	2	16-QAM	1/2	108	120	☐
☑	14	2	16-QAM	3/4	162	180	☐
☑	15	2	64-QAM	2/3	216	240	☐
☑	16	2	64-QAM	3/4	243	270	☐
☑	17	2	64-QAM	5/6	270	300	☐
☑	18	2	256-QAM	3/4	324	360	☐
☑	19	2	256-QAM	5/6	360	400	☐
☐	20	3	BPSK	1/2	40,5	45	☐
☐	21	3	QPSK	1/2	81	90	☐
☐	22	3	QPSK	3/4	121,5	135	☐
☐	23	3	16-QAM	1/2	162	180	☐
☐	24	3	16-QAM	3/4	243	270	☐
☐	25	3	64-QAM	2/3	324	360	☐
☐	26	3	64-QAM	3/4	364,5	405	☐
☐	27	3	64-QAM	5/6	405	450	☐
☐	28	3	256-QAM	3/4	486	540	☐
☐	29	3	256-QAM	5/6	540	600	☐
☐	30	4	BPSK	1/2	54	60	☐
☐	31	4	QPSK	1/2	108	120	☐
☐	32	4	QPSK	3/4	162	180	☐
☐	33	4	16-QAM	1/2	216	240	☐
☐	34	4	16-QAM	3/4	324	360	☐
☐	35	4	64-QAM	2/3	432	480	☐
☐	36	4	64-QAM	3/4	486	540	☐
☐	37	4	64-QAM	5/6	540	600	☐
☐	38	4	256-QAM	3/4	648	720	☐
☐	39	4	256-QAM	5/6	720	800	☐
☐	40	5	BPSK	1/2	67,5	75	☐
☐	41	5	QPSK	1/2	135	150	☐
☐	42	5	QPSK	3/4	202,5	225	☐
☐	43	5	16-QAM	1/2	270	300	☐
☐	44	5	16-QAM	3/4	405	450	☐
☐	45	5	64-QAM	2/3	540	600	☐
☐	46	5	64-QAM	3/4	607,5	675	☐
☐	47	5	64-QAM	5/6	675	750	☐
☐	48	5	256-QAM	3/4	810	900	☐
☐	49	5	256-QAM	5/6	900	1000	☐
☐	50	6	BPSK	1/2	81	90	☐
☐	51	6	QPSK	1/2	162	180	☐
☐	52	6	QPSK	3/4	243	270	☐
☐	53	6	16-QAM	1/2	324	360	☐
☐	54	6	16-QAM	3/4	486	540	☐
☐	55	6	64-QAM	2/3	648	720	☐
☐	56	6	64-QAM	3/4	729	810	☐
☐	57	6	64-QAM	5/6	810	900	☐
☐	58	6	256-QAM	3/4	972	1080	☐
☐	59	6	256-QAM	5/6	1080	1200	☐
☐	60	7	BPSK	1/2	94,5	105	☐
☐	61	7	QPSK	1/2	189	210	☐
☐	62	7	QPSK	3/4	283,5	315	☐
☐	63	7	16-QAM	1/2	378	420	☐
☐	64	7	16-QAM	3/4	567	630	☐
☐	65	7	64-QAM	2/3	756	840	☐
☐	66	7	64-QAM	3/4	850,5	945	☐
☐	67	7	64-QAM	5/6	945	1050	☐
☐	68	7	256-QAM	3/4	1134	1260	☐
☐	69	7	256-QAM	5/6	1260	1400	☐
☐	70	8	BPSK	1/2	108	120	☐
☐	71	8	QPSK	1/2	216	240	☐
☐	72	8	QPSK	3/4	324	360	☐
☐	73	8	16-QAM	1/2	432	480	☐
☐	74	8	16-QAM	3/4	648	720	☐
☐	75	8	64-QAM	2/3	864	960	☐
☐	76	8	64-QAM	3/4	972	1080	☐
☐	77	8	64-QAM	5/6	1080	1200	☐
☐	78	8	256-QAM	3/4	1296	1440	☐
☐	79	8	256-QAM	5/6	1440	1600	☐

DATA RATE: 802.11ac VHT80							
Available for EUT	MCS Index	Nbr of spatial streams	Modulation (Stream 1/2/3/4)	Coding rate	GI = 800ns	GI = 400ns	Worst Case Modulation
☑	0	1	BPSK	1/2	29.3	32.5	☑
☑	1	1	QPSK	1/2	58.5	65	☐
☑	2	1	QPSK	3/4	87.8	97.5	☐
☑	3	1	16-QAM	1/2	117	130	☐
☑	4	1	16-QAM	3/4	175.5	195	☐
☑	5	1	64-QAM	2/3	234	260	☐
☑	6	1	64-QAM	3/4	263.3	292.5	☐
☑	7	1	64-QAM	5/6	292.5	325	☐
☑	8	1	256-QAM	3/4	351	390	☐
☑	9	1	256-QAM	5/6	390	433.3	☐
☑	10	2	BPSK	1/2	58.6	65	☑
☑	11	2	QPSK	1/2	117	130	☐
☑	12	2	QPSK	3/4	175.6	195	☐
☑	13	2	16-QAM	1/2	234	260	☐
☑	14	2	16-QAM	3/4	351	390	☐
☑	15	2	64-QAM	2/3	468	520	☐
☑	16	2	64-QAM	3/4	526.6	585	☐
☑	17	2	64-QAM	5/6	585	650	☐
☑	18	2	256-QAM	3/4	702	780	☐
☑	19	2	256-QAM	5/6	780	866.6	☐
☐	20	3	BPSK	1/2	87.9	97.5	☐
☐	21	3	QPSK	1/2	175.5	195	☐
☐	22	3	QPSK	3/4	263.4	292.5	☐
☐	23	3	16-QAM	1/2	351	390	☐
☐	24	3	16-QAM	3/4	526.5	585	☐
☐	25	3	64-QAM	2/3	702	780	☐
☐	26	3	64-QAM	3/4	789.9	877.5	☐
☐	27	3	64-QAM	5/6	877.5	975	☐
☐	28	3	256-QAM	3/4	1053	1170	☐
☐	29	3	256-QAM	5/6	1170	1299.9	☐
☐	30	4	BPSK	1/2	117.2	130	☐
☐	31	4	QPSK	1/2	234	260	☐
☐	32	4	QPSK	3/4	351.2	390	☐
☐	33	4	16-QAM	1/2	468	520	☐
☐	34	4	16-QAM	3/4	702	780	☐
☐	35	4	64-QAM	2/3	936	1040	☐
☐	36	4	64-QAM	3/4	1053.2	1170	☐
☐	37	4	64-QAM	5/6	1170	1300	☐
☐	38	4	256-QAM	3/4	1404	1560	☐
☐	39	4	256-QAM	5/6	1560	1733.2	☐
☐	40	5	BPSK	1/2	146.5	162.5	☐
☐	41	5	QPSK	1/2	292.5	325	☐
☐	42	5	QPSK	3/4	439	487.5	☐
☐	43	5	16-QAM	1/2	585	650	☐
☐	44	5	16-QAM	3/4	877.5	975	☐
☐	45	5	64-QAM	2/3	1170	1300	☐
☐	46	5	64-QAM	3/4	1316.5	1462.5	☐
☐	47	5	64-QAM	5/6	1462.5	1625	☐
☐	48	5	256-QAM	3/4	1755	1950	☐
☐	49	5	256-QAM	5/6	1950	2166.5	☐
☐	50	6	BPSK	1/2	175.8	195	☐
☐	51	6	QPSK	1/2	351	390	☐
☐	52	6	QPSK	3/4	526.8	585	☐
☐	53	6	16-QAM	1/2	702	780	☐
☐	54	6	16-QAM	3/4	1053	1170	☐
☐	55	6	64-QAM	2/3	1404	1560	☐
☐	56	6	64-QAM	3/4	1579.8	1755	☐
☐	57	6	64-QAM	5/6	1755	1950	☐
☐	58	6	256-QAM	3/4	2106	2340	☐
☐	59	6	256-QAM	5/6	2340	2599.8	☐
☐	60	7	BPSK	1/2	205.1	227.5	☐
☐	61	7	QPSK	1/2	409.5	455	☐
☐	62	7	QPSK	3/4	614.6	682.5	☐
☐	63	7	16-QAM	1/2	819	910	☐
☐	64	7	16-QAM	3/4	1228.5	1365	☐
☐	65	7	64-QAM	2/3	1638	1820	☐
☐	66	7	64-QAM	3/4	1843.1	2047.5	☐
☐	67	7	64-QAM	5/6	2047.5	2275	☐
☐	68	7	256-QAM	3/4	2457	2730	☐
☐	69	7	256-QAM	5/6	2730	3033.1	☐
☐	70	8	BPSK	1/2	234.4	260	☐
☐	71	8	QPSK	1/2	468	520	☐
☐	72	8	QPSK	3/4	702.4	780	☐
☐	73	8	16-QAM	1/2	936	1040	☐
☐	74	8	16-QAM	3/4	1404	1560	☐
☐	75	8	64-QAM	2/3	1872	2080	☐
☐	76	8	64-QAM	3/4	2106.4	2340	☐
☐	77	8	64-QAM	5/6	2340	2600	☐
☐	78	8	256-QAM	3/4	2808	3120	☐
☐	79	8	256-QAM	5/6	3120	3466.4	☐

2.2. RUNNING MODE

The EUT is set in the following modes during tests:
- Permanent emission with modulation on a fixed channel in the data rate that produced the highest power
- Permanent reception

The product is capable of simultaneous emission in WIFI (2.4GHz or 5GHz) and Bluetooth (EDR or LE).

Following commands with the specific test document “LCIE_Radio tests_UIW4010ECH_v4” are used to set the product:

2.3. EQUIPMENT MODIFICATION

☑ None ☐ Modification:

3. OCCUPIED BANDWIDTH

3.1. TEST CONDITIONS

Test performed by	: Mathieu CERISIER
Date of test	: September 8, 2016 to September 12, 2016
Ambient temperature	: 26 °C & 25°C
Relative humidity	: 47 % & 45%

3.2. TEST SETUP

- The Equipment Under Test is installed:
☑ On a table
☐ In an anechoic chamber

- Measurement is performed with a spectrum analyzer in:
☑ Conducted Method
☐ Radiated Method

- Test Procedure:
☑ KDB 789033 D02 General UNII Test Procedures New Rules v01r02 § D

3.1. LIMIT

None

3.2. TEST EQUIPMENT LIST

DESCRIPTION	MANUFACTURER	MODEL	N° LCIE	Calibration date	Calibration due
Multi-meter	KEITHLEY	2000	A1242090	2016/05	2018/05
Programmable AC/DC power supply	-; KIKUSUI	PCR500M	A7049006	Verified with calibrated multimeter	Verified with calibrated multimeter
EMI receiver	ROHDE & SCHWARZ	ESR 7	A2642023	2015/03	2016/10
RF cable & 20 dB attenuator	Télédyne	920-0202-048	A5329661	2015/10	2016/10
RF cable & 20 dB attenuator	Télédyne	920-0202-048	A5329676	2015/10	2016/10

Note: In our quality system, the test equipment calibration due is more & less 2 months

3.3. RESULTS

802.11nHT20		
C1	C2	C3
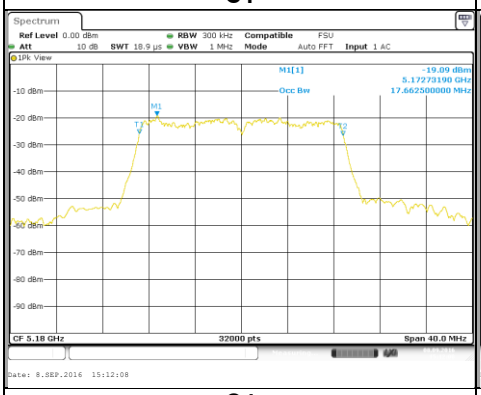	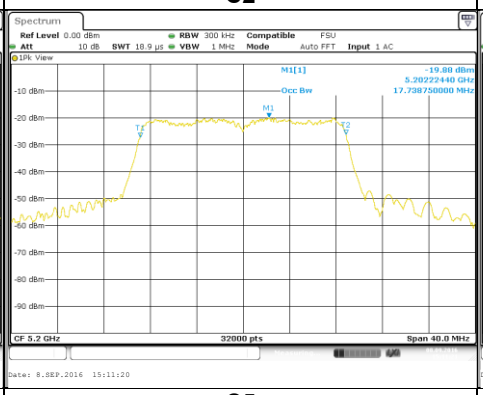	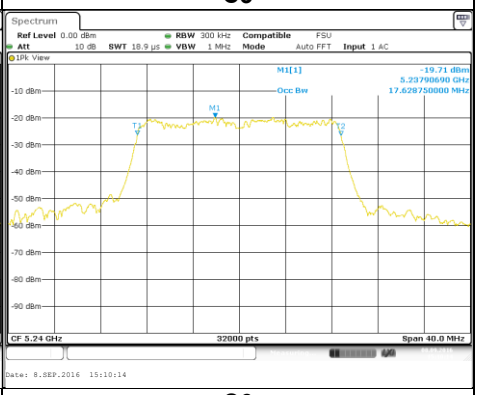
C4	C5	C6
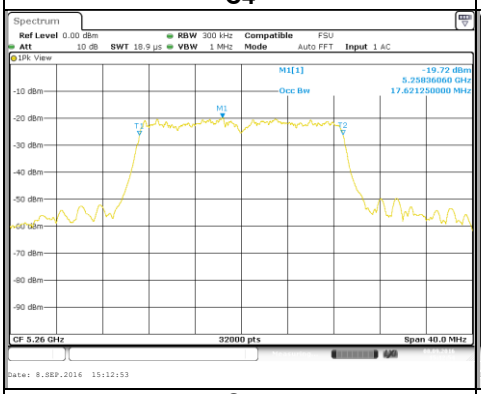	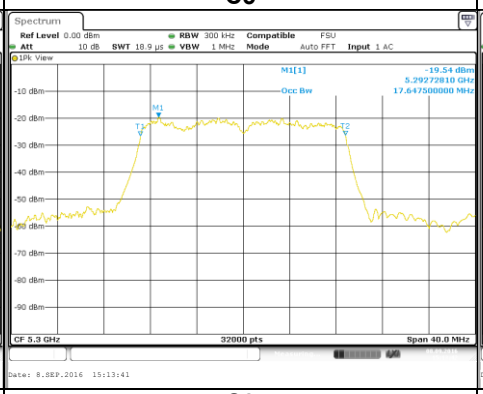	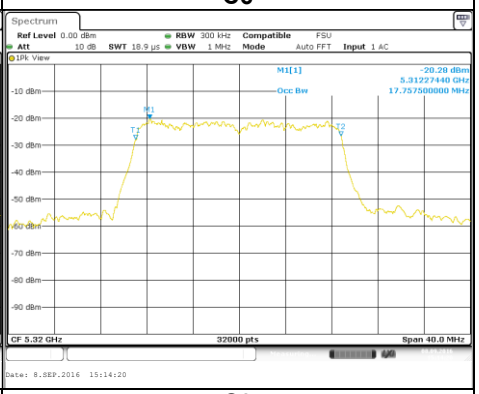
C7	C8	C9
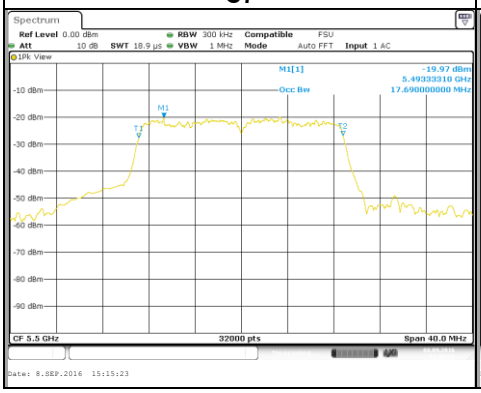	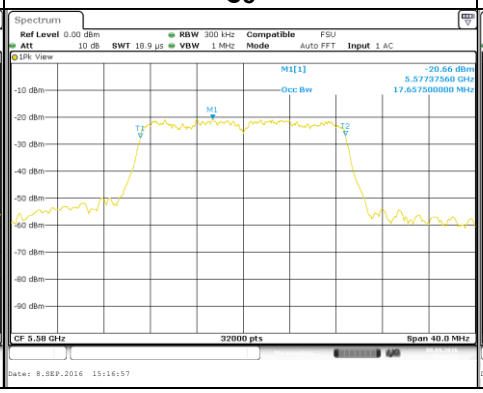	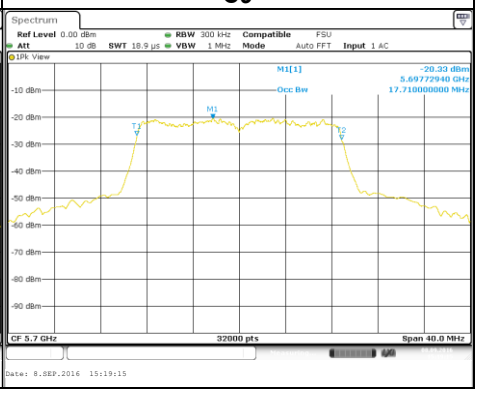

802.11nHT20		
C11	**C12**	**C13**
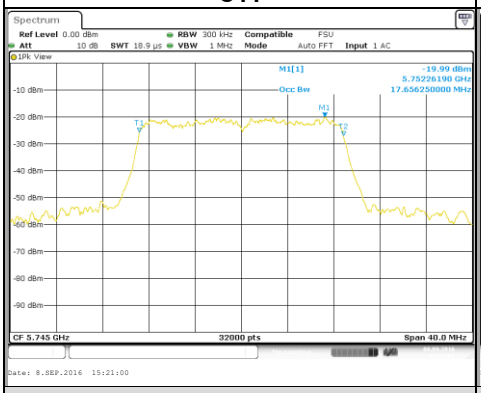	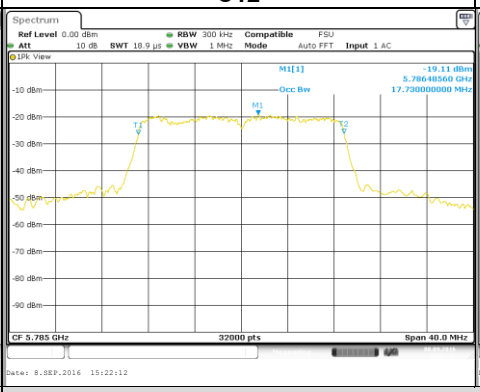	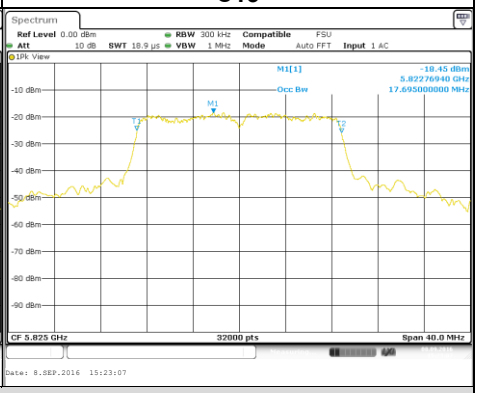

Channel	Occupied Channel Bandwidth (MHz)
C1	17,66
C2	17,74
C3	17,63
C4	17,62
C5	17,65
C6	17,76
C7	17,69
C8	17,66
C9	17,71
C11	17,66
C12	17,73
C13	17,69

802.11n HT40/ac VHT40

C14

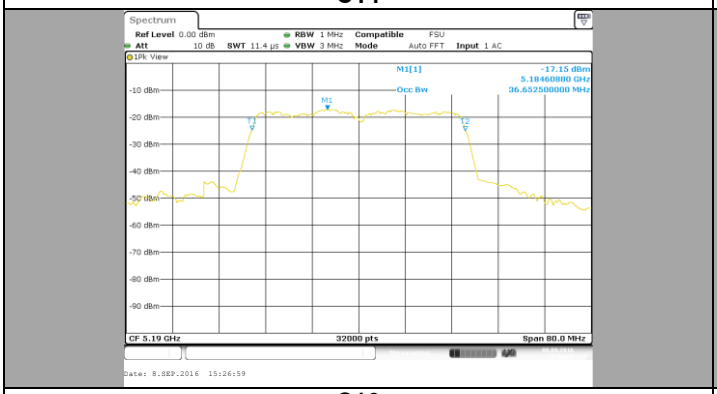

C15

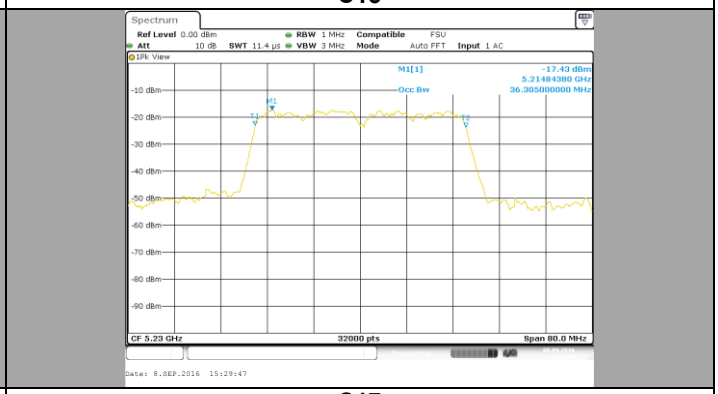

C16

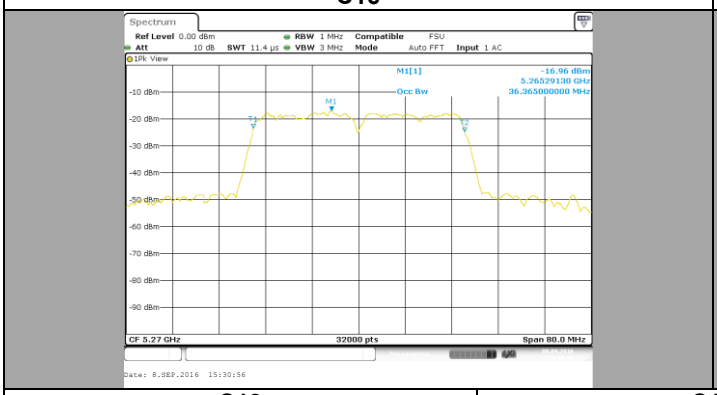

C17

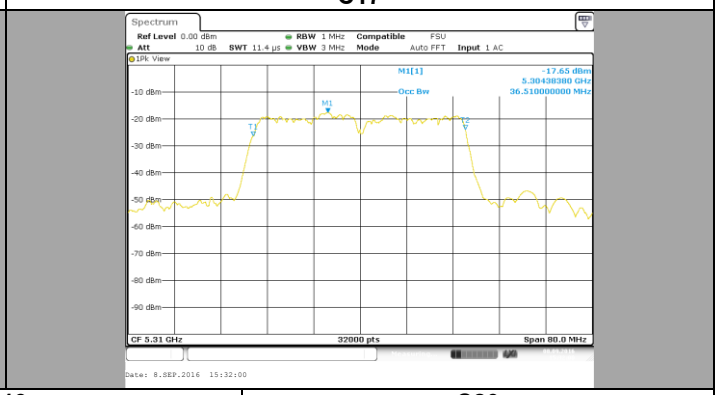

C18

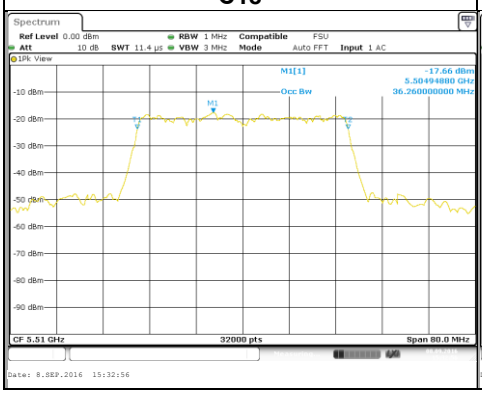

C19

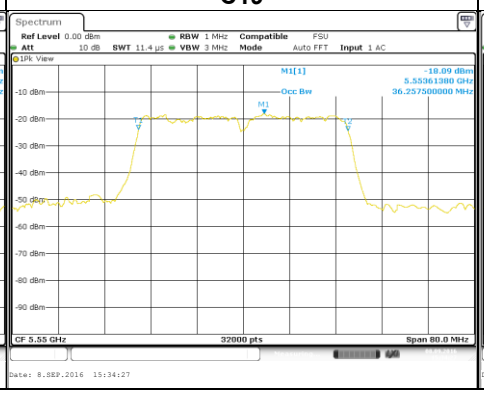

C20

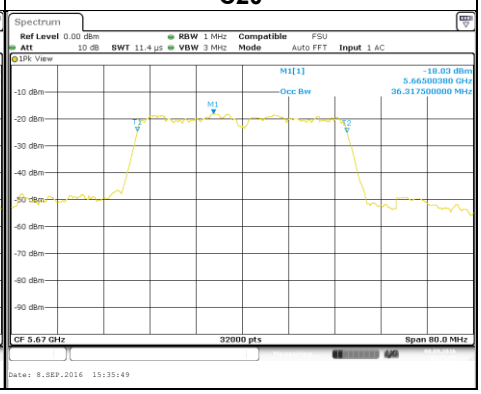

802.11n HT40/ac VHT40	
C22	C23
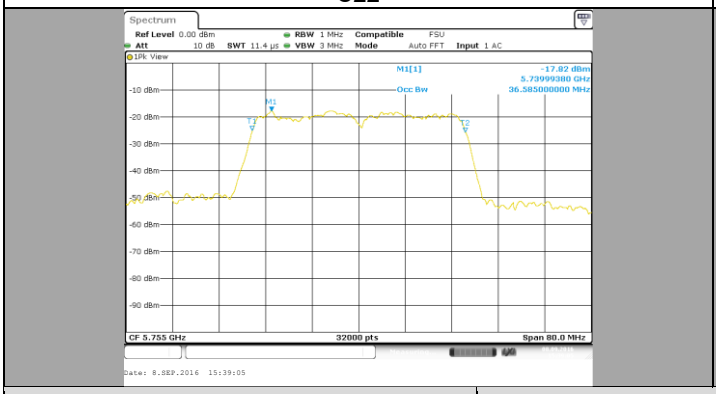	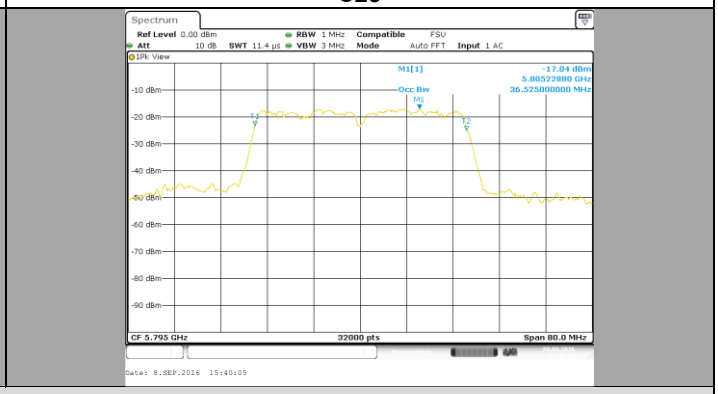

Channel	Occupied Channel Bandwidth (MHz)
C14	36,65
C15	36,30
C16	36,36
C17	36,51
C18	36,26
C19	36,26
C20	36,32
C22	36,58
C23	36,52

802.11ac VHT80

C24

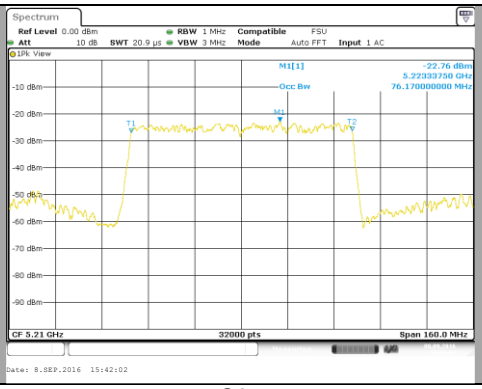

C25

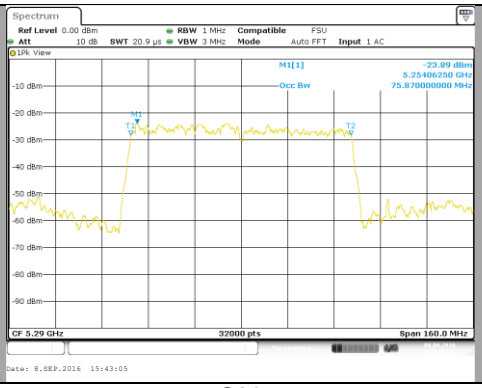

C26

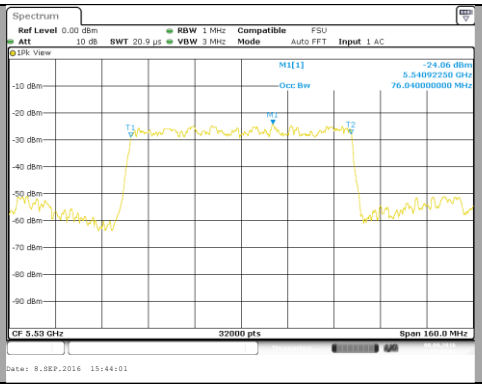

802.11ac VHT80	
C29	
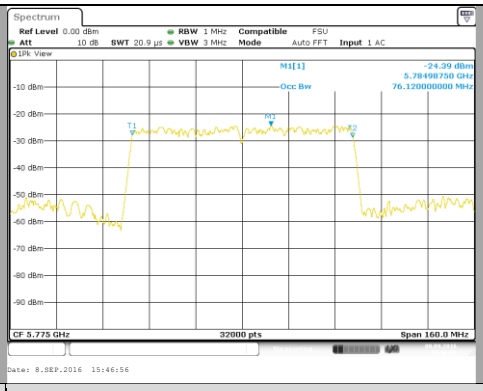	
Channel	Occupied Channel Bandwidth (MHz)
C24	76,17
C25	76,87
C26	76,04
C29	76,12

3.1. CONCLUSION

Occupied Channel Bandwidth measurement performed on the sample of the product **Technicolor Player UIW4010TCH**, in configuration and description presented in this test report, show levels **compliant** to the **47 CFR PART 15.407 & RSS-GEN ISSUE 4** limits.

4. 26DB EMISSION BANDWIDTH

4.1. TEST CONDITIONS

Test performed by : Mathieu CERISIER
Date of test : September 9, 2016
Ambient temperature : 27 °C
Relative humidity : 38 %

4.2. TEST SETUP

- The Equipment Under Test is installed:
☑ On a table
☐ In an anechoic chamber

- Measurement is performed with a spectrum analyzer in:
☑ Conducted Method
☐ Radiated Method

- Test Procedure:
☑ KDB 789033 D02 General UNII Test Procedures New Rules v01r02 § C1

4.3. LIMIT

None

4.4. TEST EQUIPMENT LIST

DESCRIPTION	MANUFACTURER	MODEL	N° LCIE	Calibration date	Calibration due
Multi-meter	KEITHLEY	2000	A1242090	2016/05	2018/05
Programmable AC/DC power supply	-; KIKUSUI	PCR500M	A7049006	Verified with calibrated multimeter	Verified with calibrated multimeter
EMI receiver	ROHDE & SCHWARZ	ESR 7	A2642023	2015/03	2016/10
RF cable & 20 dB attenuator	Télédyne	920-0202-048	A5329661	2015/10	2016/10
RF cable & 20 dB attenuator	Télédyne	920-0202-048	A5329676	2015/10	2016/10

Note: In our quality system, the test equipment calibration due is more & less 2 months

4.5. RESULTS

802.11n HT20/ac VHT20

C1

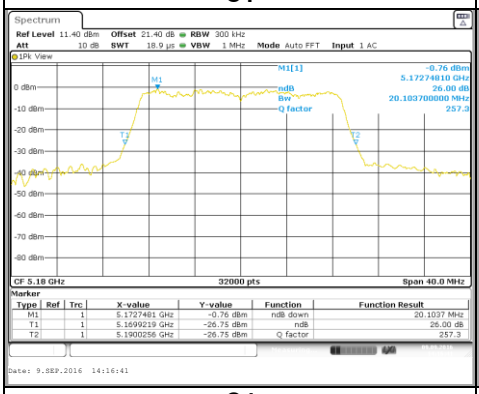

C2

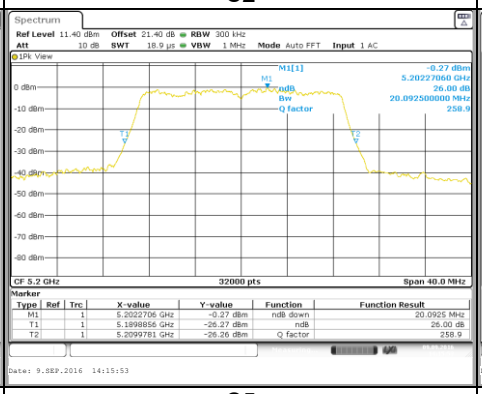

C3

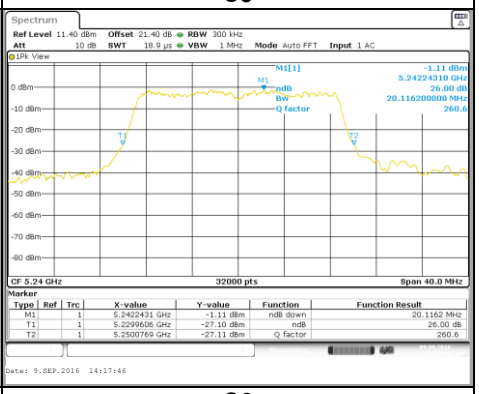

C4

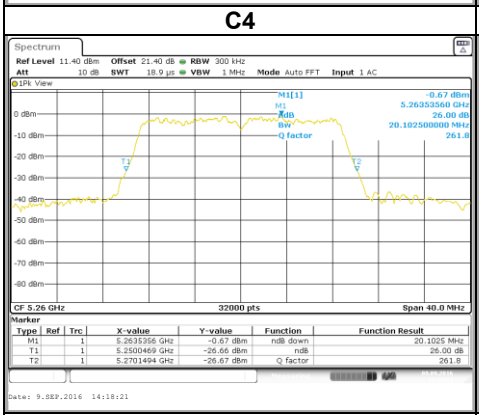

C5

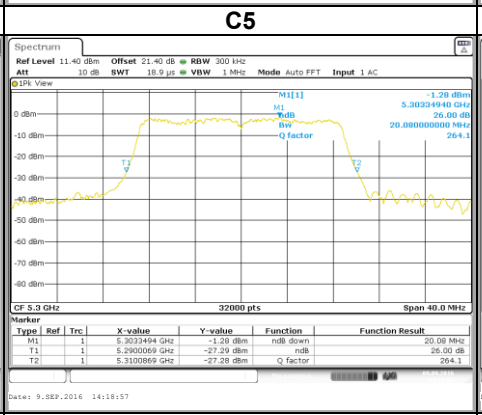

C6

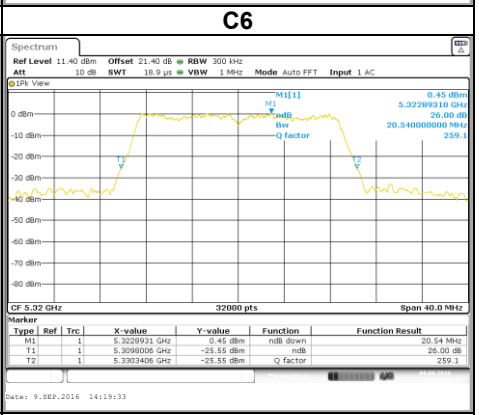

C7

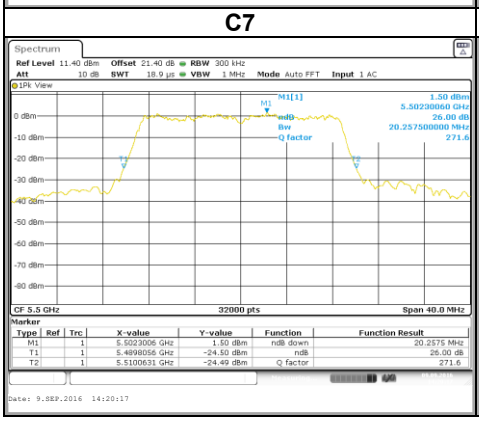

C8

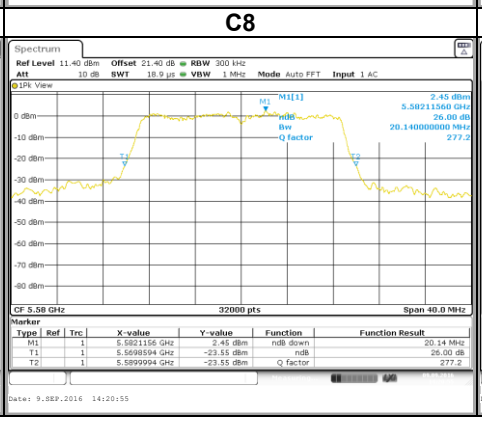

C9

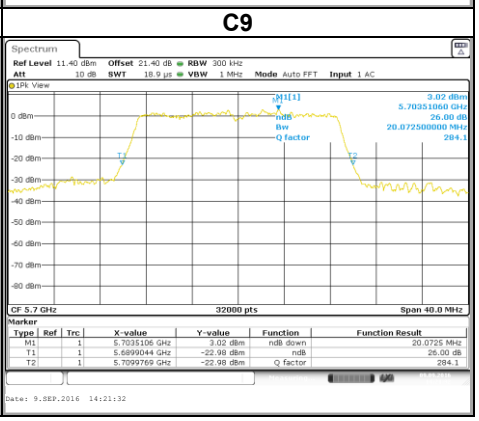

Channel	26dB Emission Bandwidth (MHz)
C1	20,10
C2	20,09
C3	20,11
C4	20,10
C5	20,08
C6	20,54
C7	20,26
C8	20,14
C9	20,07

802.11n HT40/ac VHT40

C14

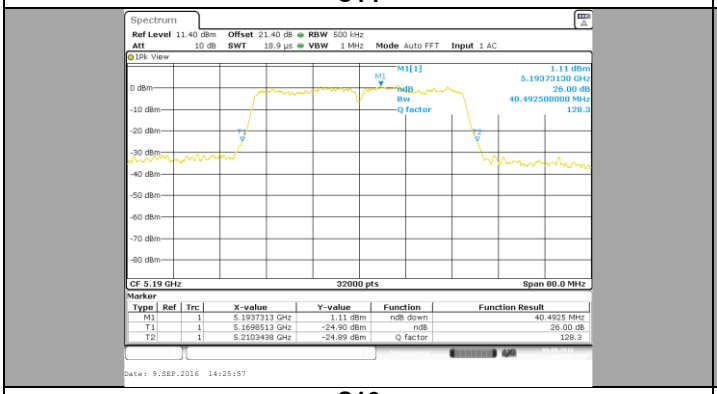

C15

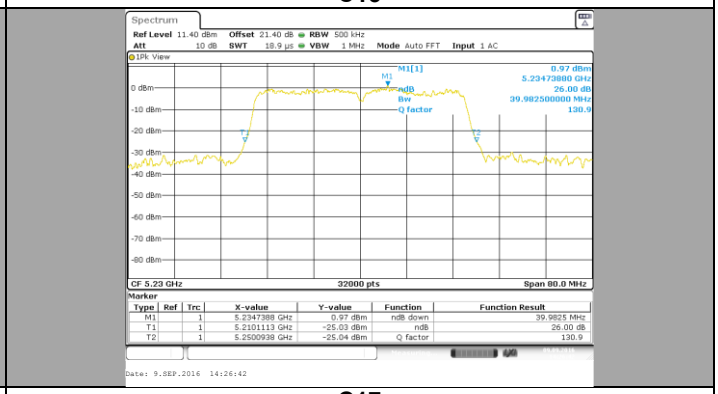

C16

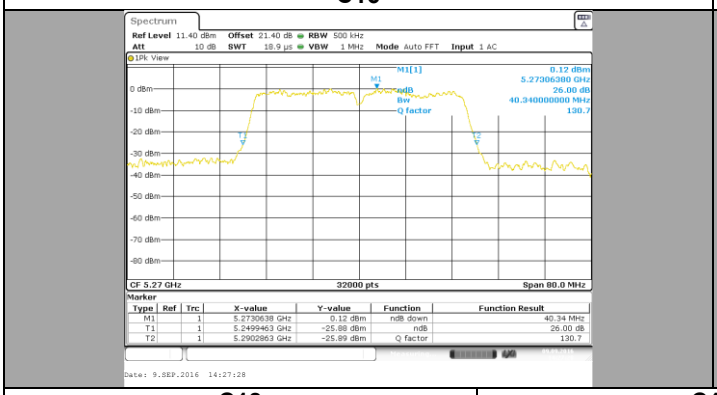

C17

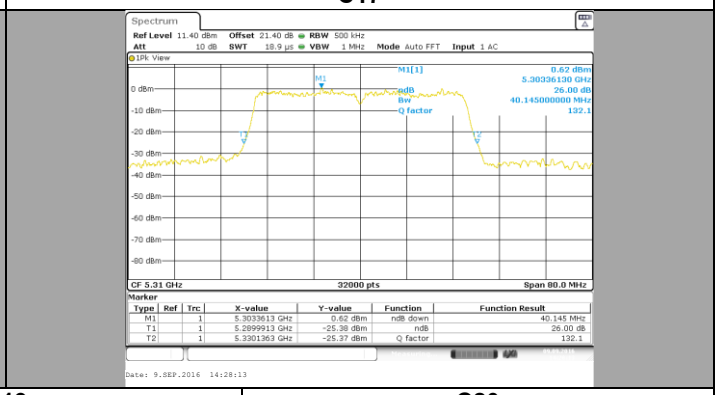

C18

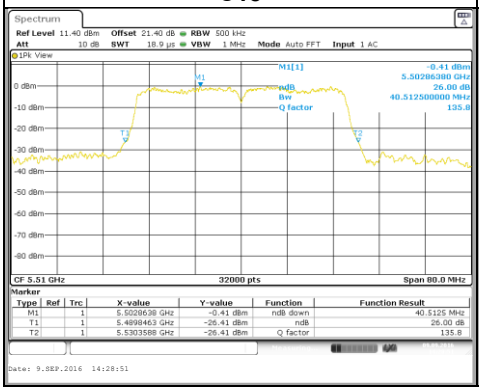

C19

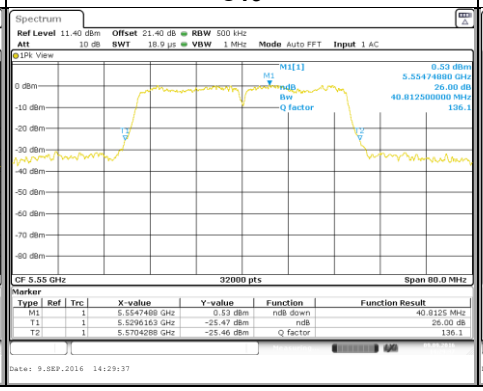

C20

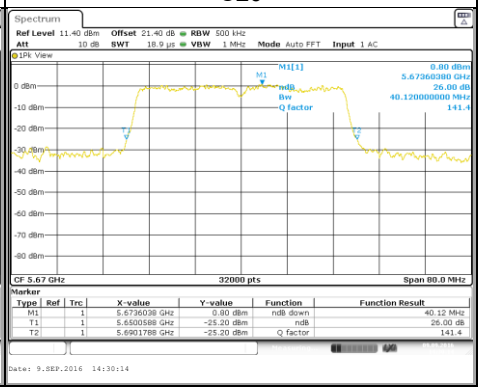

802.11n HT40/ac VHT40	
Channel	26dB Emission Bandwidth (MHz)
C14	40,48
C15	39,98
C16	40,34
C17	40,14
C18	40,51
C19	40,81
C20	40,12

802.11ac VHT80

C24

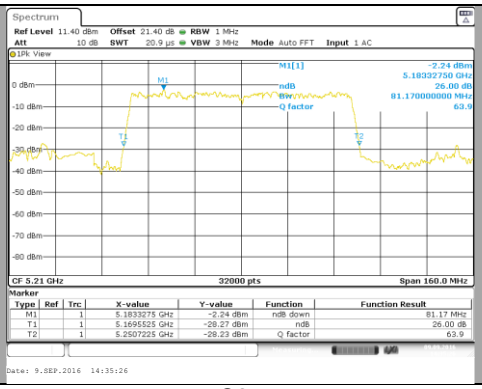

C25

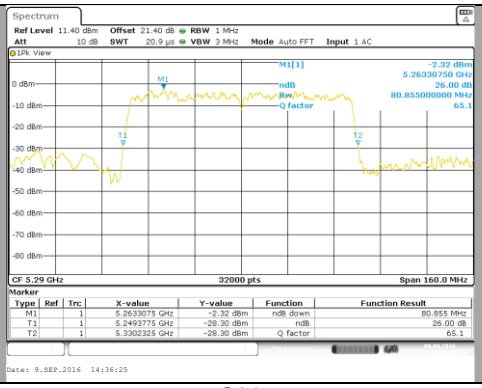

C26

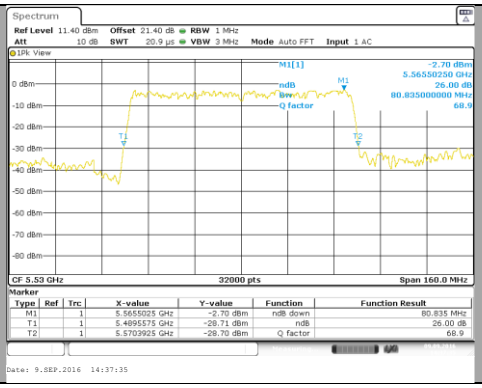

802.11ac VHT80	
Channel	26dB Emission Bandwidth (MHz)
C24	81,17
C25	80,855
C26	80,835

4.6. CONCLUSION

26dB Emission Bandwidth measurement performed on the sample of the product **Technicolor Player UIW4010TCH**, in configuration and description presented in this test report, show levels **compliant** to the **47 CFR PART 15.407 & RSS 247 ISSUE 1** limits.

5. 6DB EMISSION BANDWIDTH

5.1. TEST CONDITIONS

Test performed by : Mathieu CERISIER
Date of test : September 9, 2016
Ambient temperature : 27 °C
Relative humidity : 38 %

5.2. TEST SETUP

- The Equipment Under Test is installed:
☑ On a table
☐ In an anechoic chamber

- Measurement is performed with a spectrum analyzer in:
☑ Conducted Method
☐ Radiated Method

- Test Procedure:
☑ KDB 789033 D02 General UNII Test Procedures New Rules v01r02 § C2

5.3. LIMIT

The 6dB bandwidth shall be at least 500kHz

5.4. TEST EQUIPMENT LIST

DESCRIPTION	MANUFACTURER	MODEL	N° LCIE	Calibration date	Calibration due
Multi-meter	KEITHLEY	2000	A1242090	2016/05	2018/05
Programmable AC/DC power supply	-; KIKUSUI	PCR500M	A7049006	Verified with calibrated multimeter	Verified with calibrated multimeter
EMI receiver	ROHDE & SCHWARZ	ESR 7	A2642023	2015/03	2016/10
RF cable & 20 dB attenuator	Télédyne	920-0202-048	A5329661	2015/10	2016/10
RF cable & 20 dB attenuator	Télédyne	920-0202-048	A5329676	2015/10	2016/10

Note: In our quality system, the test equipment calibration due is more & less 2 months

5.5. RESULTS

802.11n HT20/ac VHT20		
C11	C12	C13
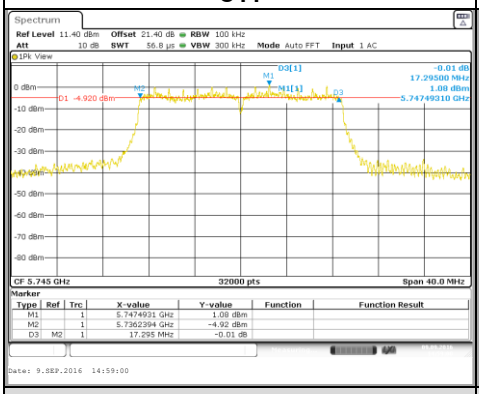	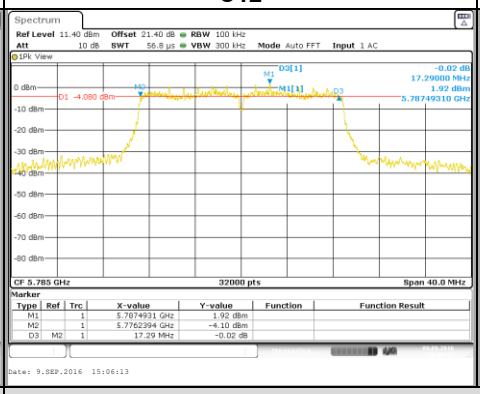	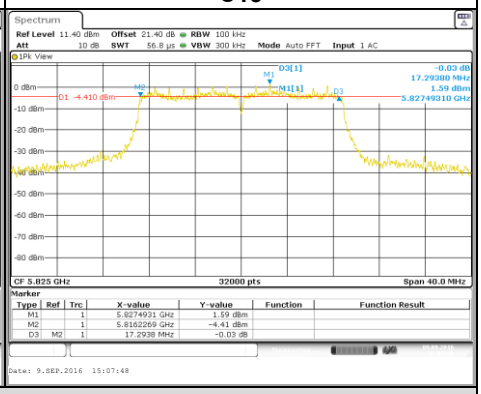

Channel	6dB Emission Bandwidth (MHz)
C11	17,29
C12	17,29
C13	17,29

802.11n HT40/ac VHT40	
C22	C23
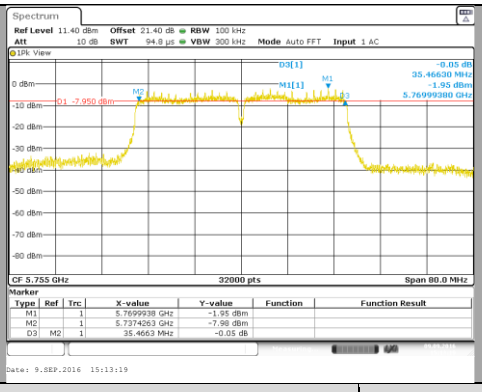	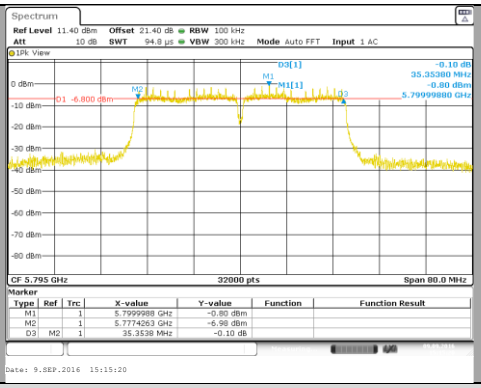

Channel	6dB Emission Bandwidth (MHz)
C22	35,47
C23	35,35

802.11ac VHT80	
C29	
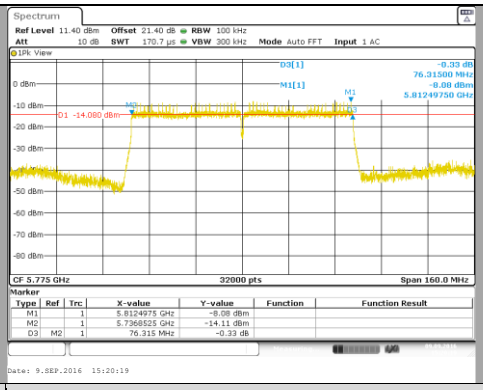	
Channel	6dB Emission Bandwidth (MHz)
C29	76,31

5.6. CONCLUSION

6dB Emission Bandwidth measurement performed on the sample of the product **Technicolor Player UIW4010TCH**, in configuration and description presented in this test report, show levels **compliant** to the **47 CFR PART 15.407 & RSS 247 ISSUE 1** limits.

6. DUTY CYCLE

6.1. TEST CONDITIONS

Test performed by	: Mathieu CERISIER
Date of test	: September 12, 2016
Ambient temperature	: 25 °C
Relative humidity	: 45 %

6.2. TEST SETUP

- The Equipment Under Test is installed:
☑ On a table
☐ In an anechoic chamber

- Measurement is performed with a spectrum analyzer in:
☑ Conducted Method
☐ Radiated Method

- Test Procedure:
☑ KDB 789033 D02 General UNII Test Procedures New Rules v01r02 § B2 b)

6.3. LIMIT

None

6.4. TEST EQUIPMENT LIST

DESCRIPTION	MANUFACTURER	MODEL	N° LCIE	Calibration date	Calibration due
Multi-meter	KEITHLEY	2000	A1242090	2016/05	2018/05
Programmable AC/DC power supply	-; KIKUSUI	PCR500M	A7049006	Verified with calibrated multimeter	Verified with calibrated multimeter
EMI receiver	ROHDE & SCHWARZ	ESR 7	A2642023	2015/03	2016/10
RF cable & 20 dB attenuator	Télédyne	920-0202-048	A5329661	2015/10	2016/10
RF cable & 20 dB attenuator	Télédyne	920-0202-048	A5329676	2015/10	2016/10

Note: In our quality system, the test equipment calibration due is more & less 2 months

6.5. RESULTS

802.11n HT20/ac VHT20

C1

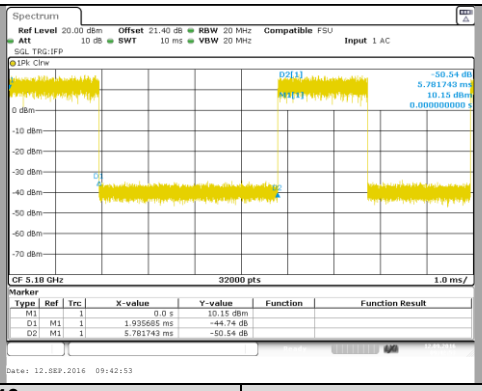

802.11n HT40/ac VHT40	802.11ac VHT80
C14	**C24**

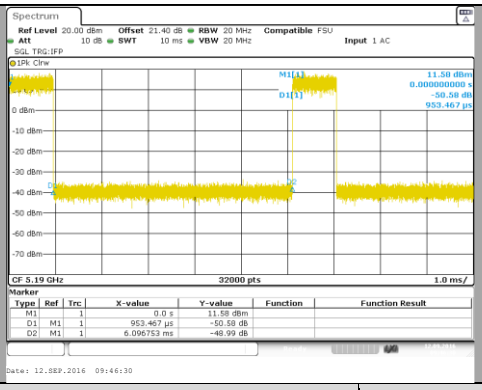

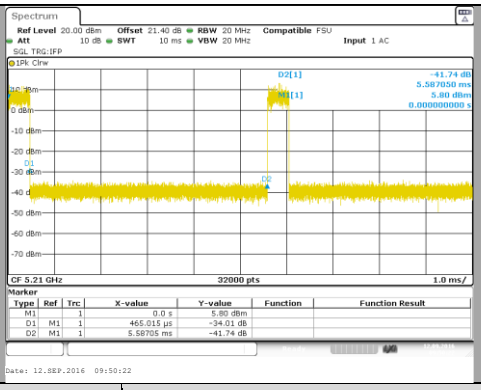

Mode	Duty Cycle (%)	Duty Cycle Correction (dB)
802.11n HT20/ac VHT20	33,48	4.75
802.11n HT40/ac VHT40	15,64	8.06
802.11ac VHT80	8,16	10.88

6.6. CONCLUSION

Duty Cycle measurement performed on the sample of the product **Technicolor Player UIW4010TCH**, in configuration and description presented in this test report, show levels **compliant** to the **47 CFR PART 15.407 & RSS 247 ISSUE 1** limits.

7. MAXIMUM CONDUCTED OUTPUT POWER, MAXIMUM POWER SPECTRAL DENSITY, MAXIMUM EIRP, MAXIMUM EIRP SPECTRAL DENSITY

7.1. TEST CONDITIONS

Test performed by	: Mathieu CERISIER
Date of test	: September 12, 2016 & October 17, 2016
Ambient temperature	: 25 °C
Relative humidity	: 45 %

7.2. TEST SETUP

- The Equipment Under Test is installed:
☑ On a table
☐ In an anechoic chamber

- Measurement is performed with a spectrum analyzer in:
☑ Conducted Method
☐ Radiated Method

- Test Procedure:
☑ KDB 789033 D02 General UNII Test Procedures New Rules v01r02 § E2 b) (Method SA-1) & F
☐ KDB 789033 D02 General UNII Test Procedures New Rules v01r02 § E2 c) (Method SA-2) & F
☑ KDB 662911 D01 Multiple Transmitter Output v02r01
☑ KDB 644545 D03 Guidance for IEEE 802.11ac v01

7.3. LIMIT

FCC Part 15.407
Maximum Conducted Output power:
5150MHz-5250MHz: Shall not exceed 30dBm for Indoor Access Point devices & 24dBm for Client devices
5250MHz-5350MHz: Shall not exceed 24dBm or 11dBm +10*log (-26dB Bandwidth (MHz))
5470MHz-5725MHz: Shall not exceed 24dBm or 11dBm +10*log (-26dB Bandwidth (MHz))
5725MHz-5850MHz: Shall not exceed 30dBm
Limits are reduced by G-6dBi if Overall Antenna Gain above 6dBi

Maximum Power Spectral Density:
5150MHz-5250MHz: Shall not exceed 17dBm/MHz for Indoor Access Point & 11dBm/MHz for Client devices
5250MHz-5350MHz: Shall not exceed 11dBm/MHz
5470MHz-5725MHz: Shall not exceed 11dBm/MHz
5725MHz-5850MHz: Shall not exceed 30dBm/500kHz
Limits are reduced by G-6dBi if Overall Antenna Gain above 6dBi

RSS-247
Maximum Conducted Output power:
5250MHz-5350MHz: Shall not exceed 24dBm or 11dBm +10*log (-26dB Bandwidth (MHz))
5470MHz-5725MHz: Shall not exceed 24dBm or 11dBm +10*log (-26dB Bandwidth (MHz))
5725MHz-5850MHz: Shall not exceed 30dBm
Limits are reduced by G-6dBi if Overall Antenna Gain above 6dBi

Maximum Power Spectral Density:
5250MHz-5350MHz: Shall not exceed 11dBm/MHz
5470MHz-5725MHz: Shall not exceed 11dBm/MHz
5725MHz-5850MHz: Shall not exceed 30dBm/500kHz
Limits are reduced by G-6dBi if Overall Antenna Gain above 6dBi

Maximum EIRP:
5150MHz-5250MHz: Shall not exceed 23dBm or 10dBm +10*log (-26dB Bandwidth (MHz))
5250MHz-5350MHz: Shall not exceed 30dBm or 17dBm +10*log (-26dB Bandwidth (MHz)) (Above 23dBm Antenna pattern)
5470MHz-5725MHz : Shall not exceed 30dBm or 17dBm +10*log (-26dB Bandwidth (MHz))

Maximum EIRP Power Spectral Density:
5150MHz-5250MHz: Shall not exceed 10dBm/MHz

7.4. TEST EQUIPMENT LIST

DESCRIPTION	MANUFACTURER	MODEL	N° LCIE	Calibration date	Calibration due
Multi-meter	KEITHLEY	2000	A1242090	2016/05	2018/05
Programmable AC/DC power supply	-; KIKUSUI	PCR500M	A7049006	Verified with calibrated multimeter	Verified with calibrated multimeter
EMI receiver	ROHDE & SCHWARZ	ESR 7	A2642023	2015/03	2016/10
RF cable & 20 dB attenuator	Télédyne	920-0202-048	A5329661	2015/10	2016/10
RF cable & 20 dB attenuator	Télédyne	920-0202-048	A5329676	2015/10	2016/10

Note: In our quality system, the test equipment calibration due is more & less 2 months

7.5. RESULTS

802.11n HT20/ac VHT20	
C1	
Tx1	Tx2
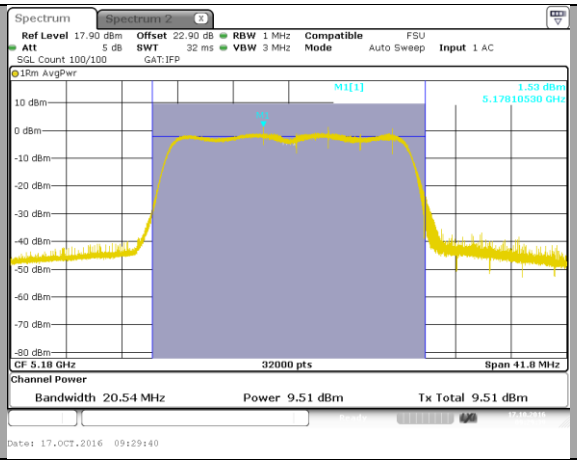	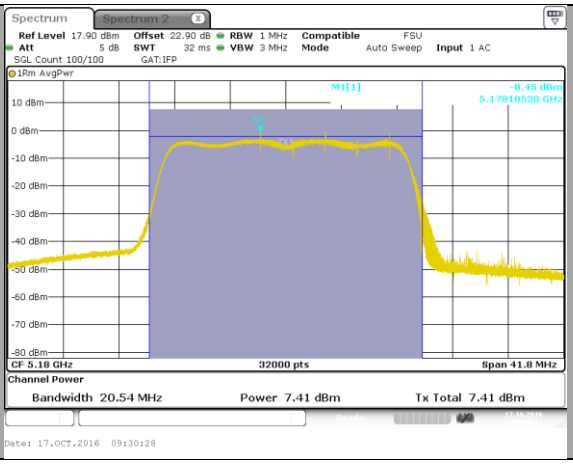

802.11n HT20/ac VHT20	
C2	
Tx1	Tx2
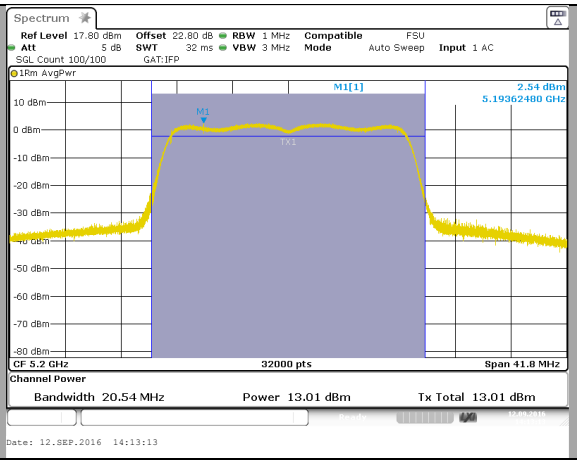	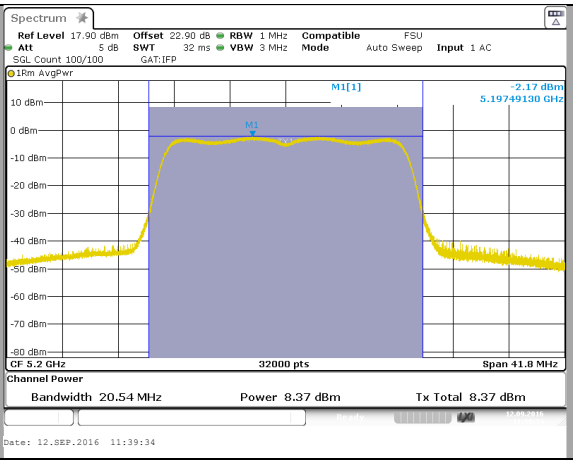

802.11n HT20/ac VHT20	
C3	
Tx1	Tx2
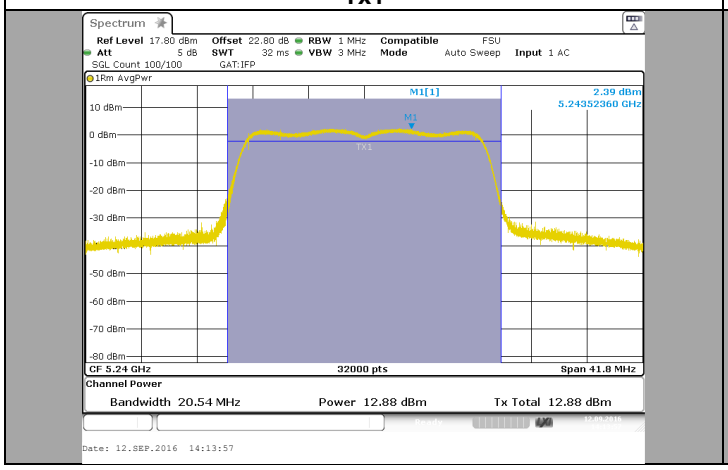	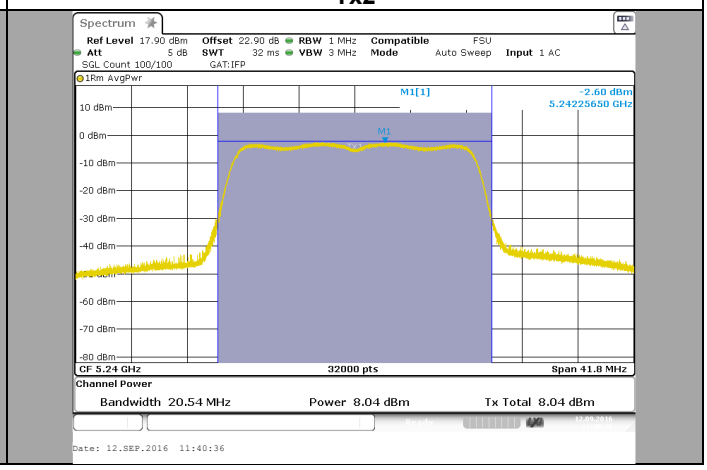

802.11n HT20/ac VHT20	
C4	
Tx1	Tx2
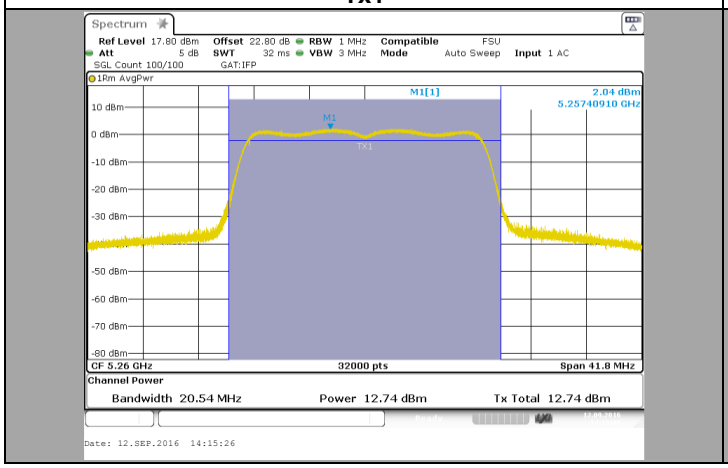	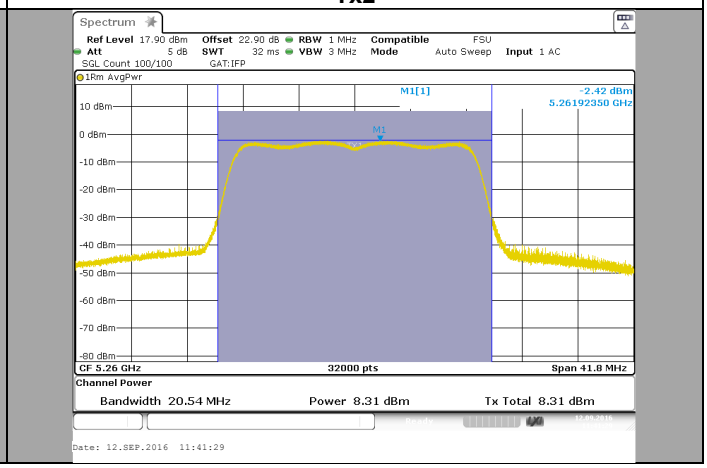

802.11n HT20/ac VHT20	
C5	
Tx1	Tx2
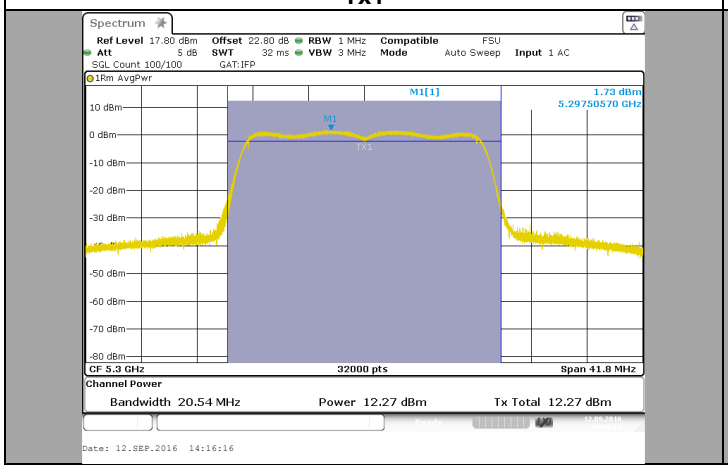	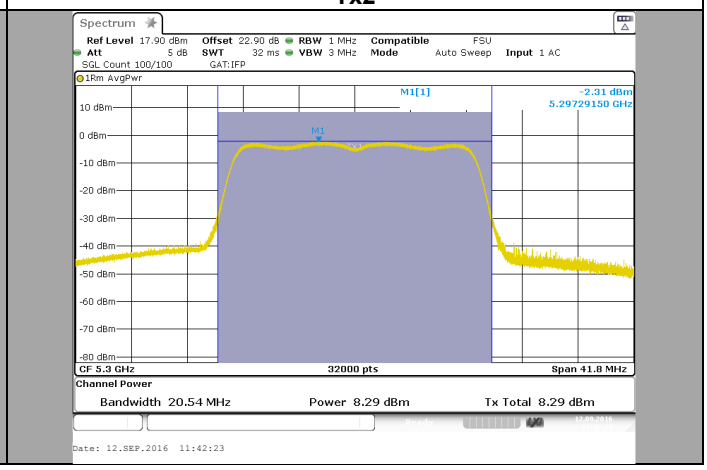

802.11n HT20/ac VHT20	
C6	
Tx1	Tx2
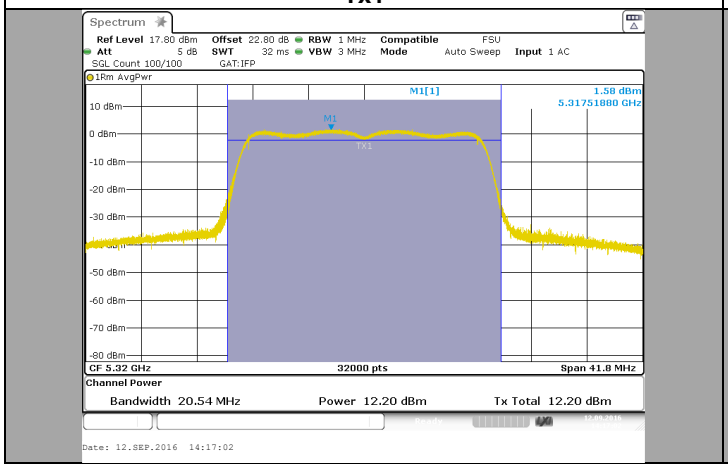	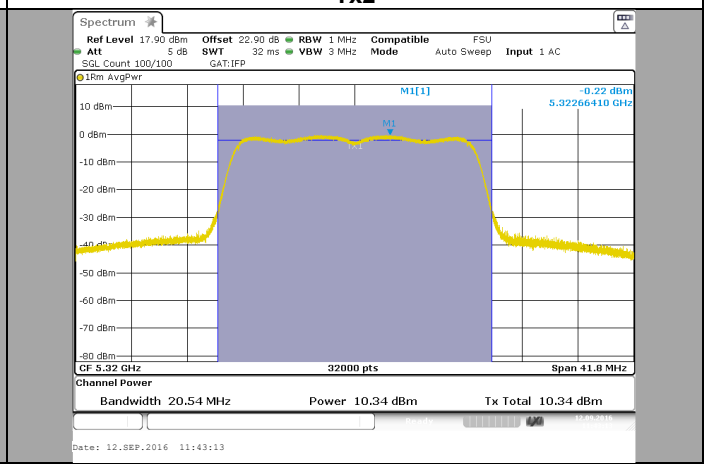

802.11n HT20/ac VHT20	
C7	
Tx1	Tx2
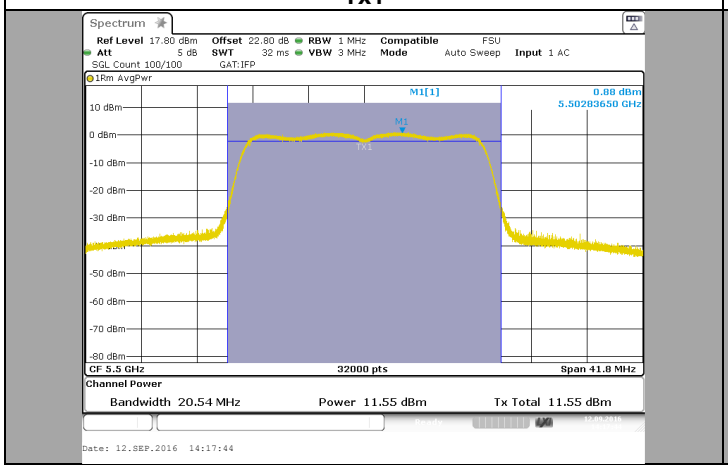	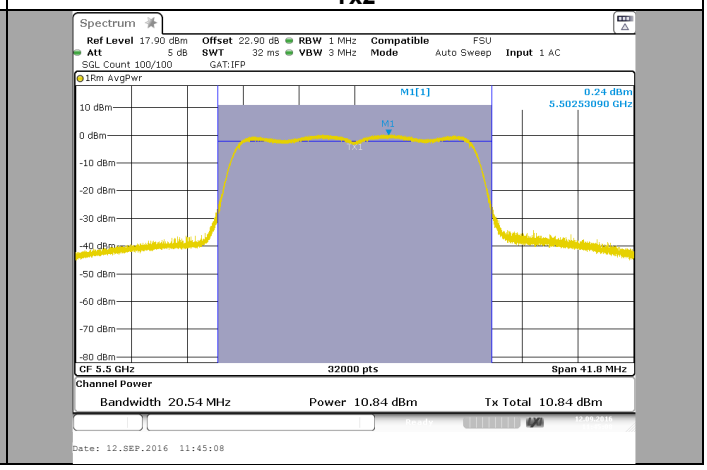

802.11n HT20/ac VHT20	
C8	
Tx1	Tx2
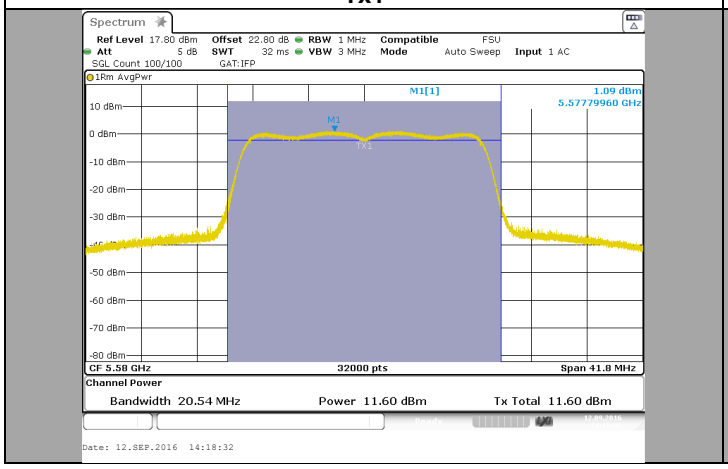	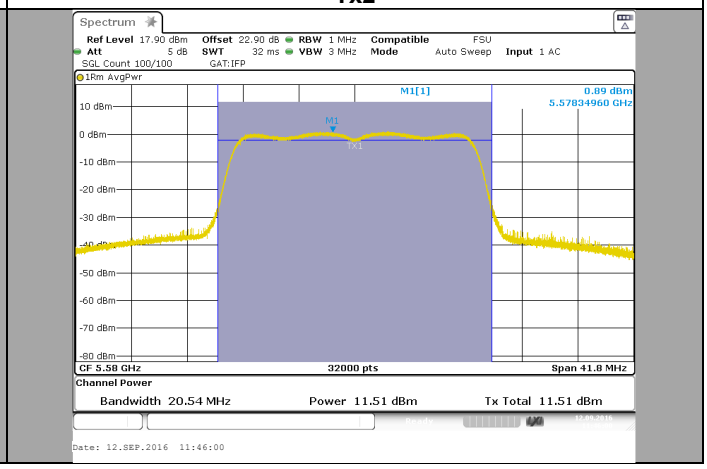

802.11n HT20/ac VHT20	
C9	
Tx1	Tx2
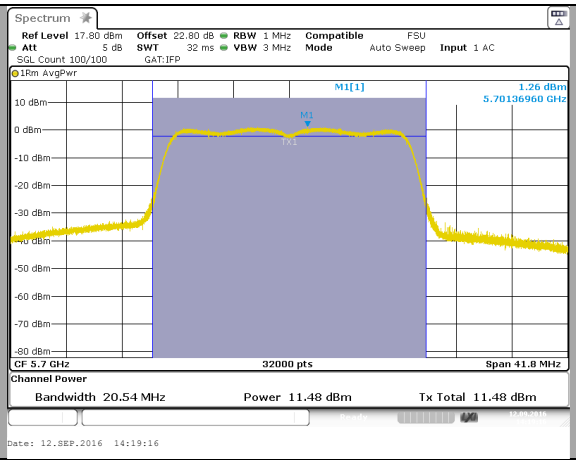	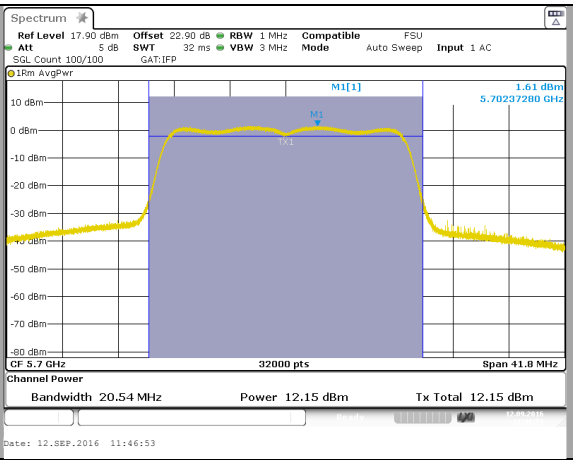

802.11n HT20/ac VHT20	
C11	
Tx1	Tx2
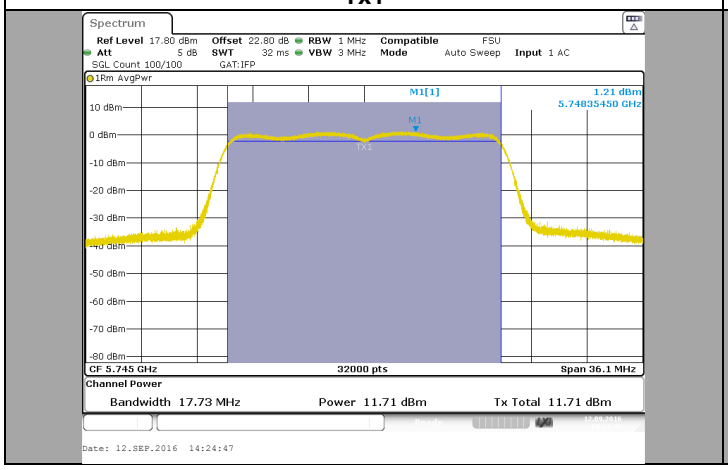	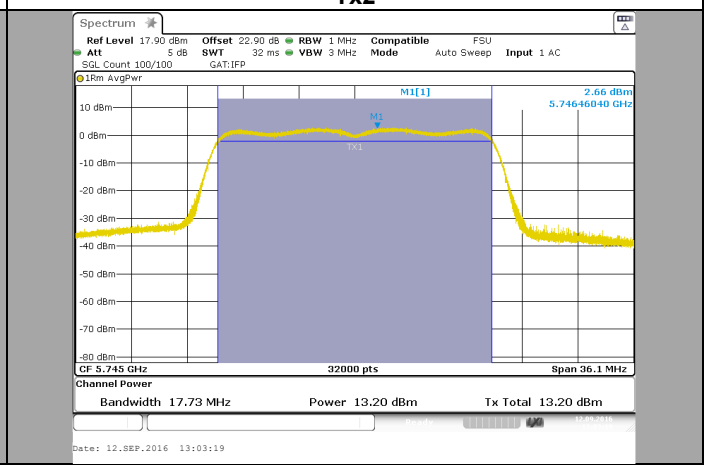

802.11n HT20/ac VHT20	
C11	
Tx1	Tx2
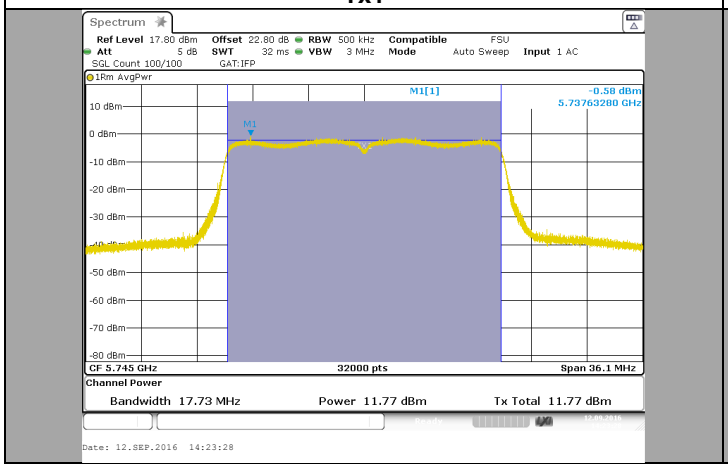	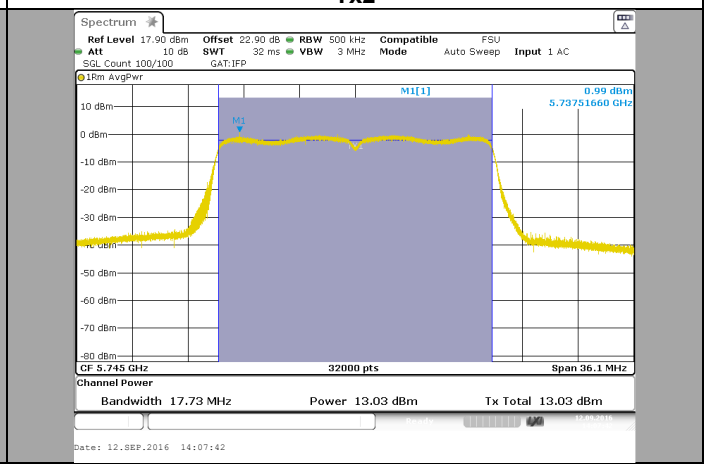

802.11n HT20/ac VHT20	
C12	
Tx1	Tx2
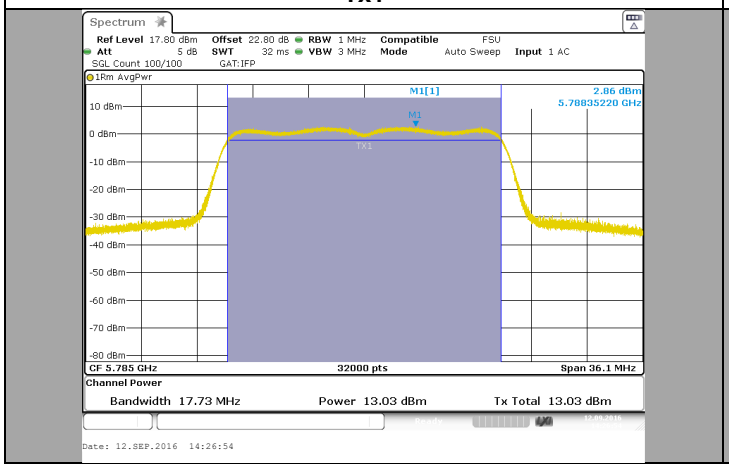	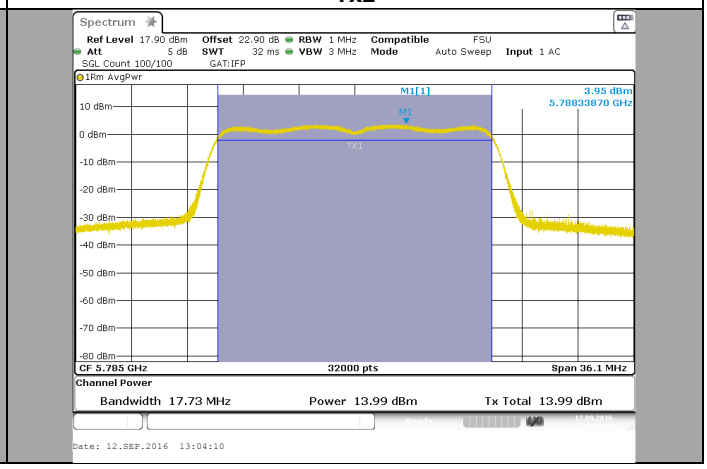

802.11n HT20/ac VHT20	
C12	
Tx1	Tx2
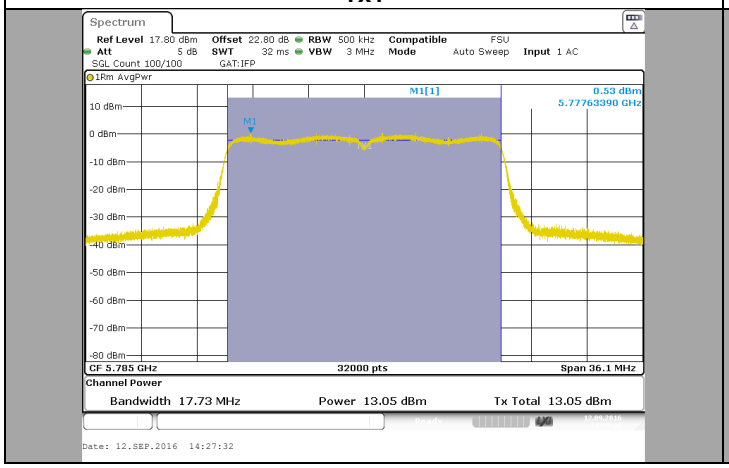	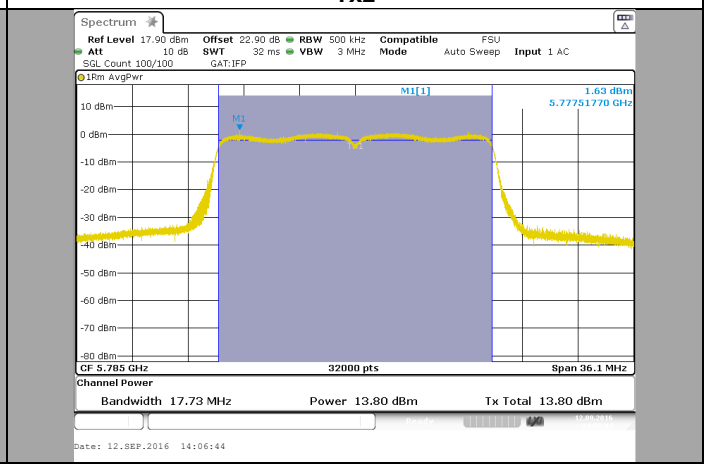

802.11n HT20/ac VHT20	
C13	
Tx1	Tx2
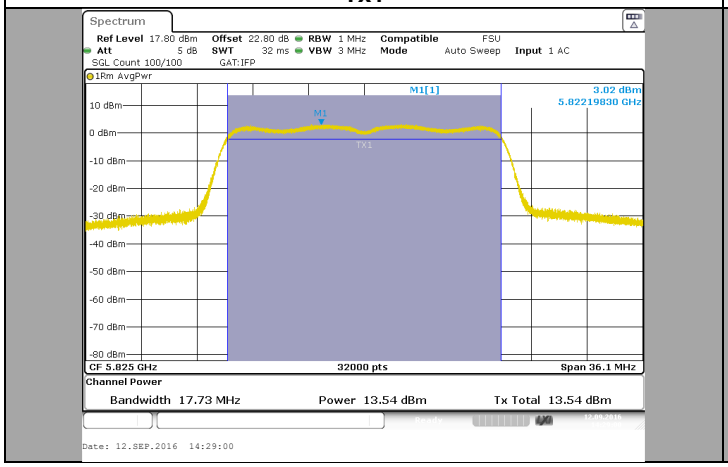	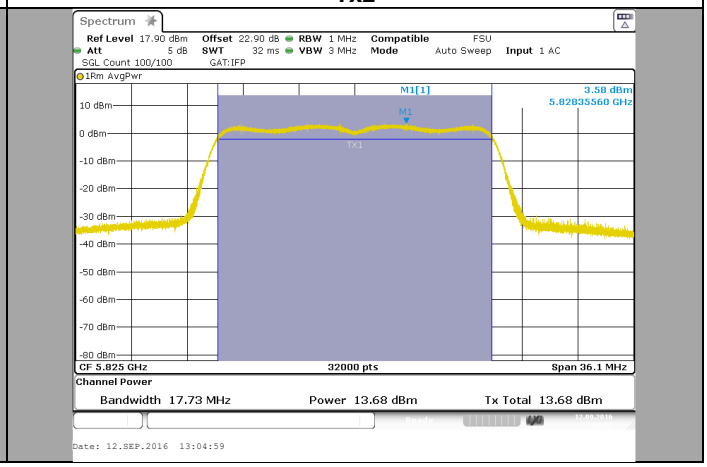

802.11n HT20/ac VHT20	
C13	
Tx1	Tx2
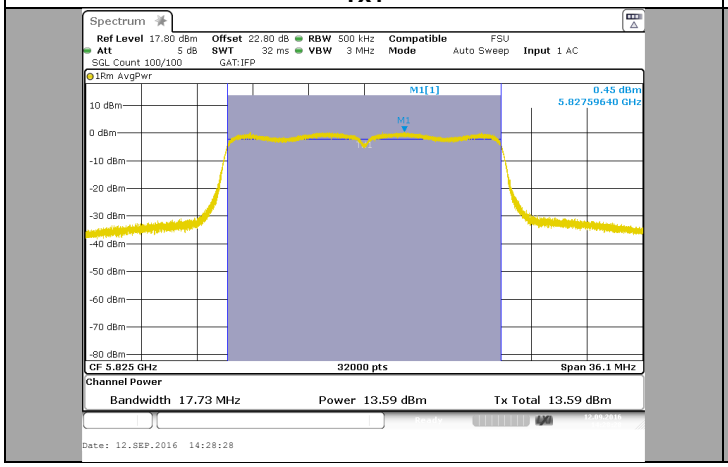	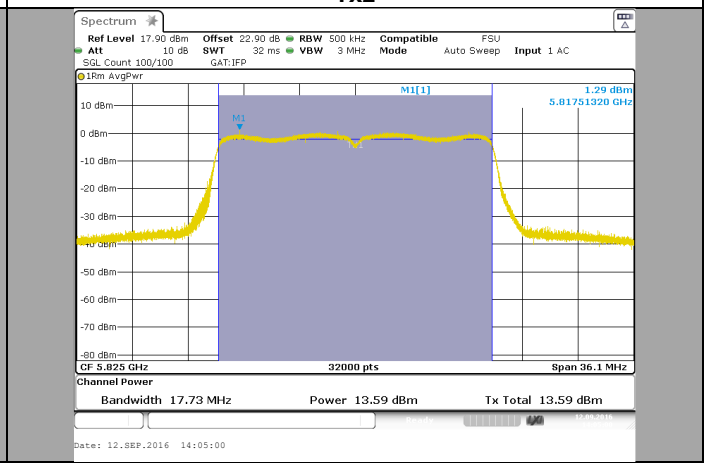

802.11n HT40/ac VHT40	
C14	
Tx1	Tx2
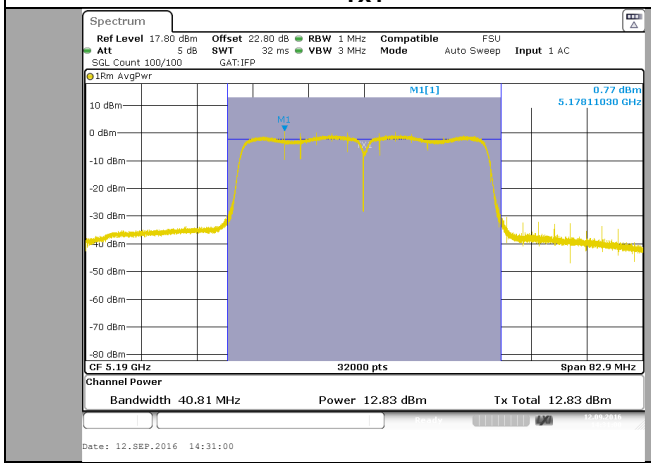	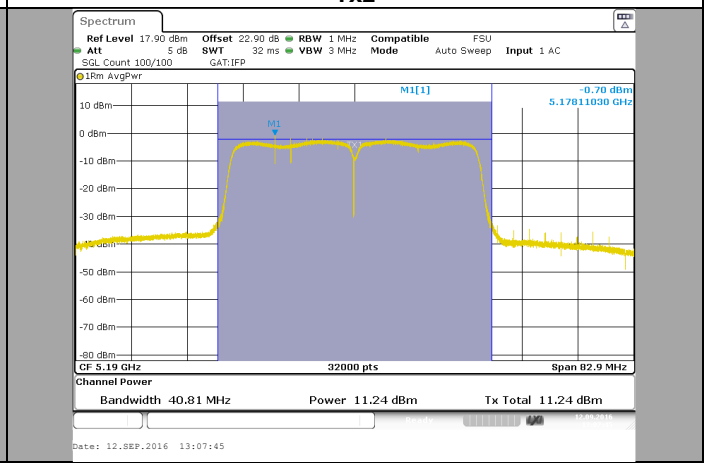

802.11n HT40/ac VHT40	
C15	
Tx1	Tx2
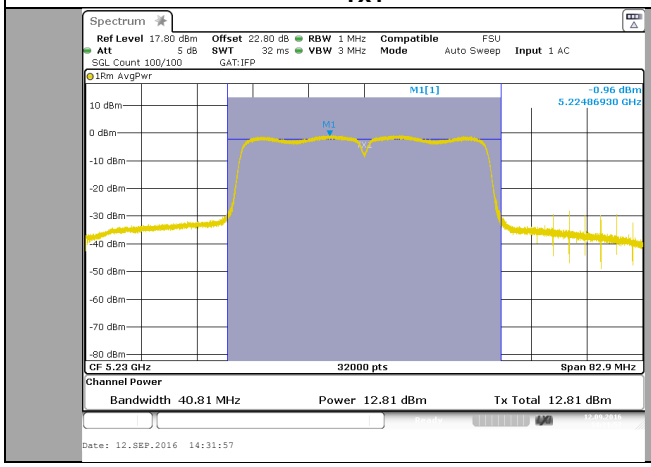	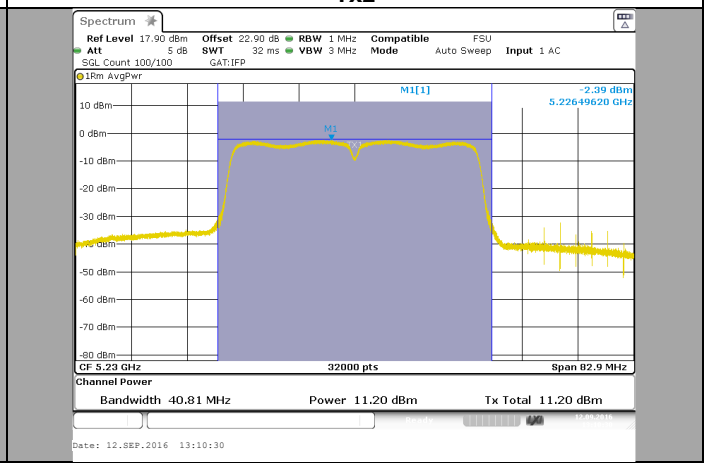

802.11n HT40/ac VHT40	
C16	
Tx1	Tx2
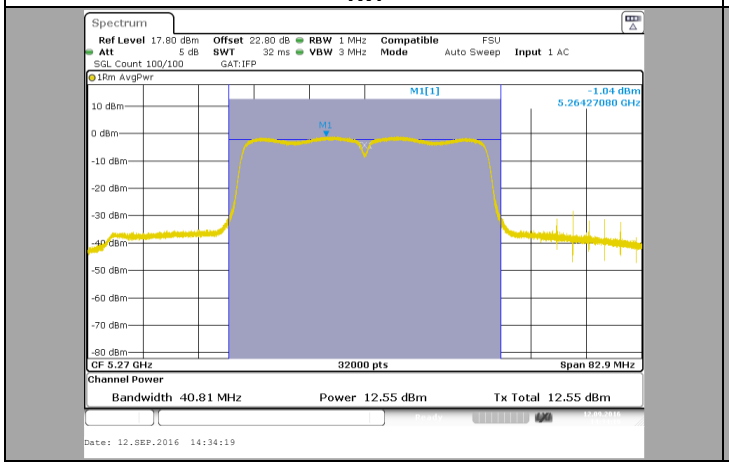	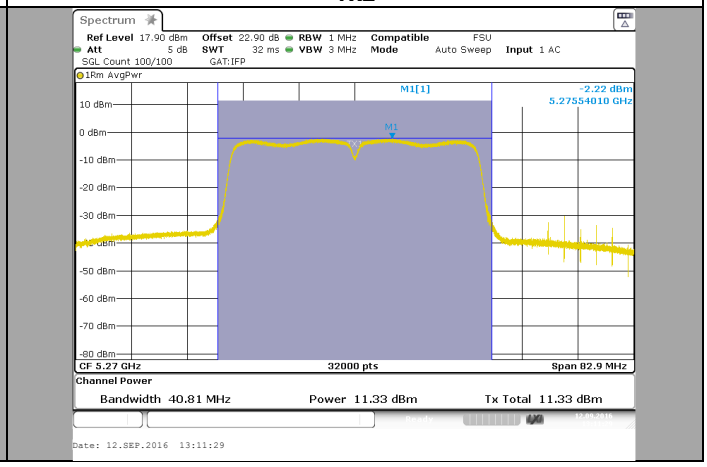

802.11n HT40/ac VHT40	
C17	
Tx1	Tx2
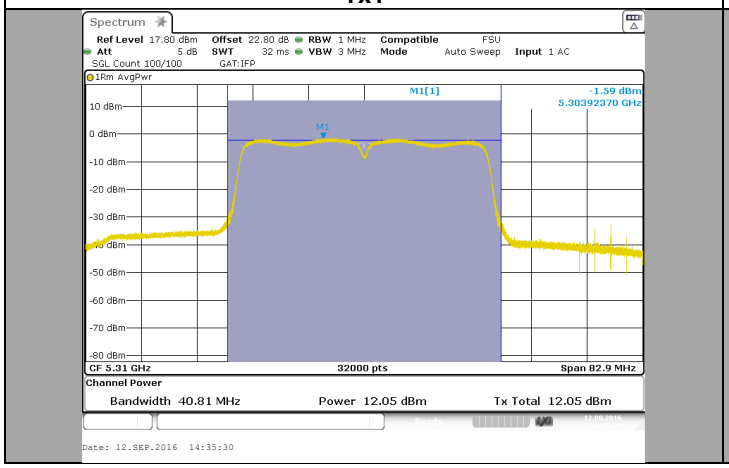	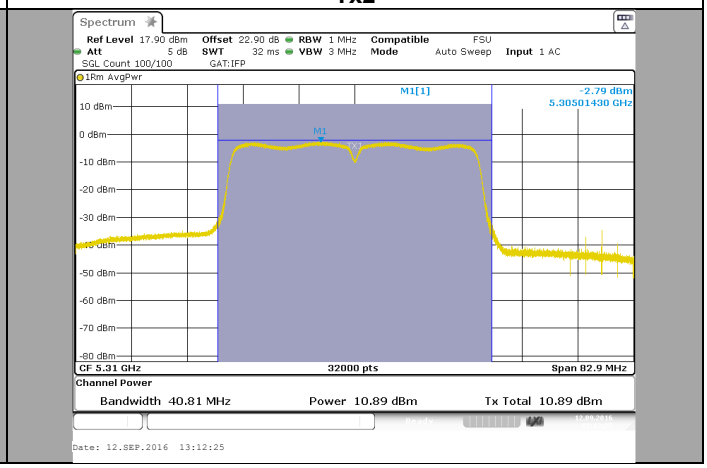

802.11n HT40/ac VHT40	
C18	
Tx1	Tx2
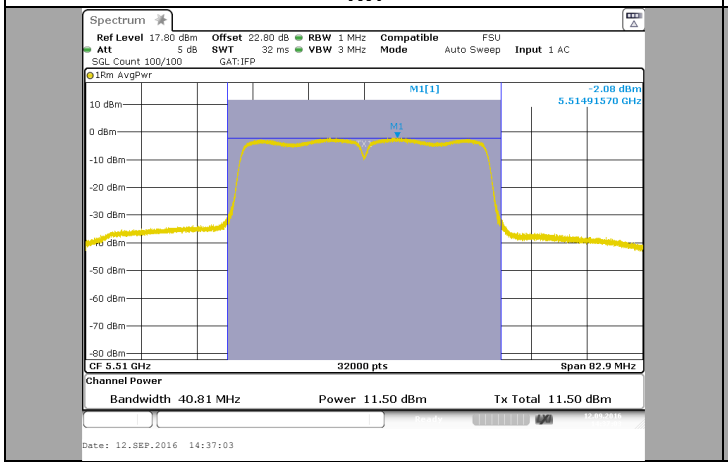	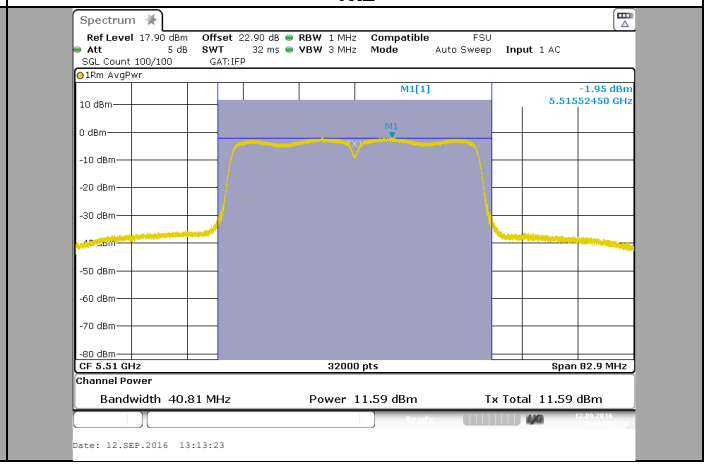

802.11n HT40/ac VHT40	
C19	
Tx1	Tx2
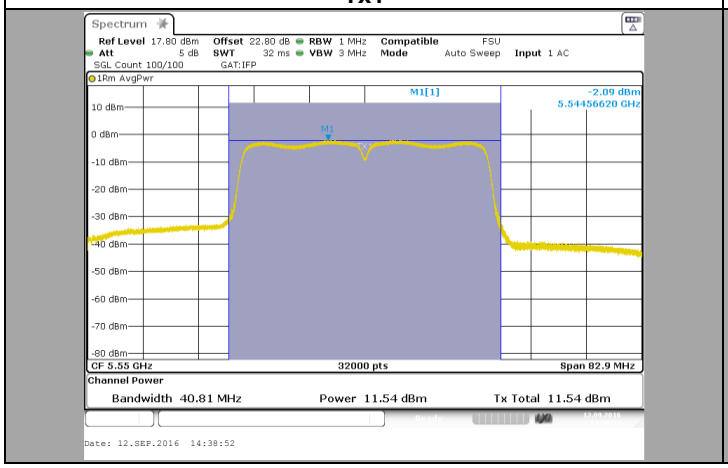	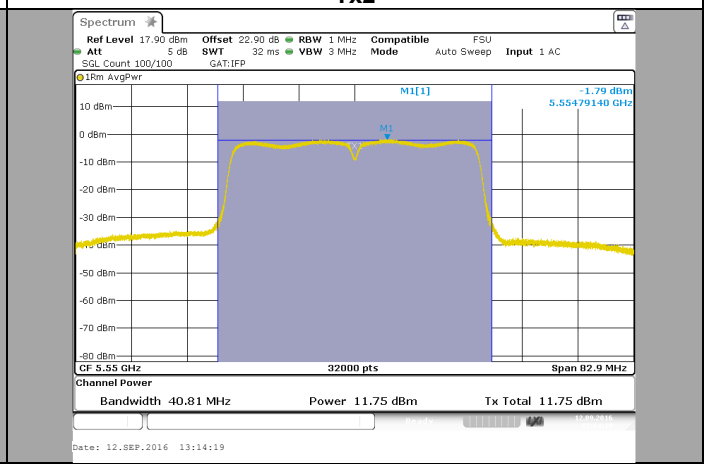

802.11n HT40/ac VHT40	
C20	
Tx1	Tx2
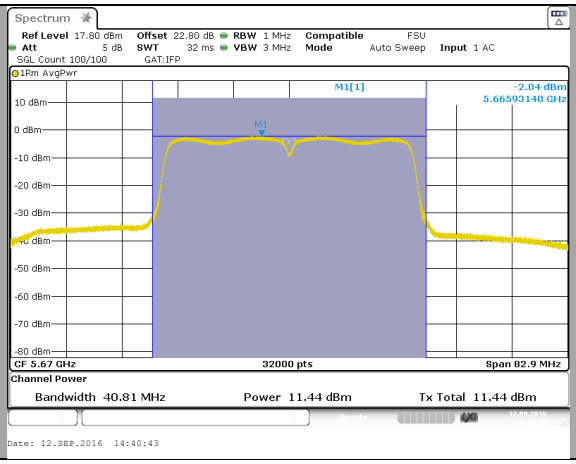	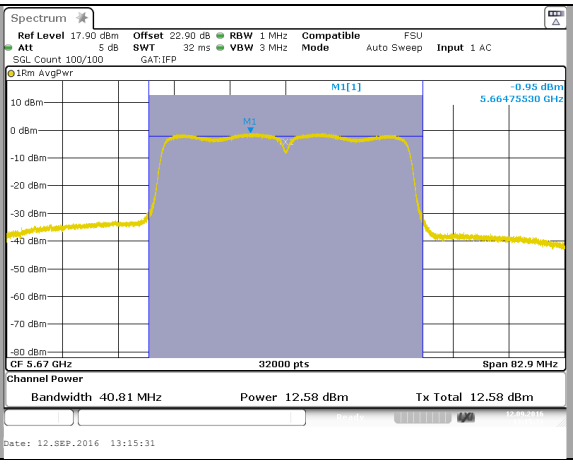

802.11n HT40/ac VHT40	
C22	
Tx1	Tx2
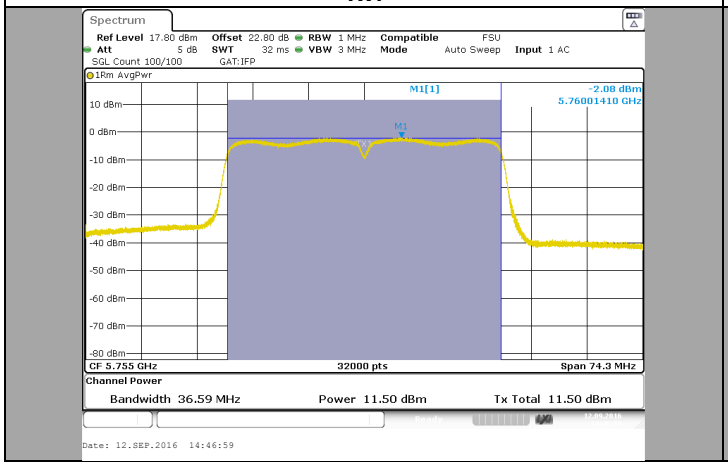	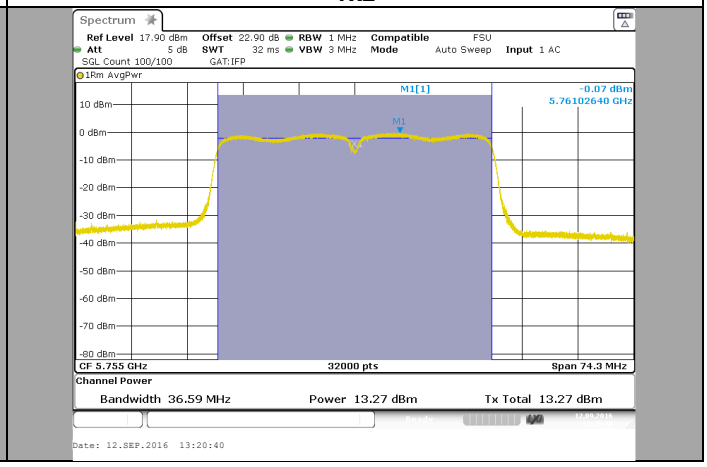

802.11n HT40/ac VHT40	
C22	
Tx1	Tx2
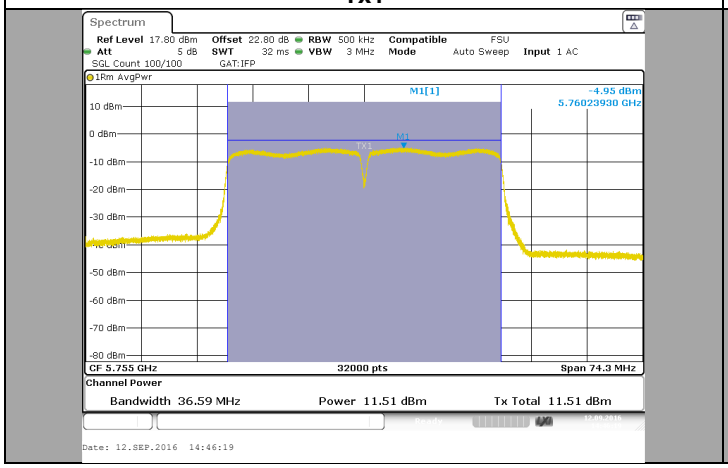	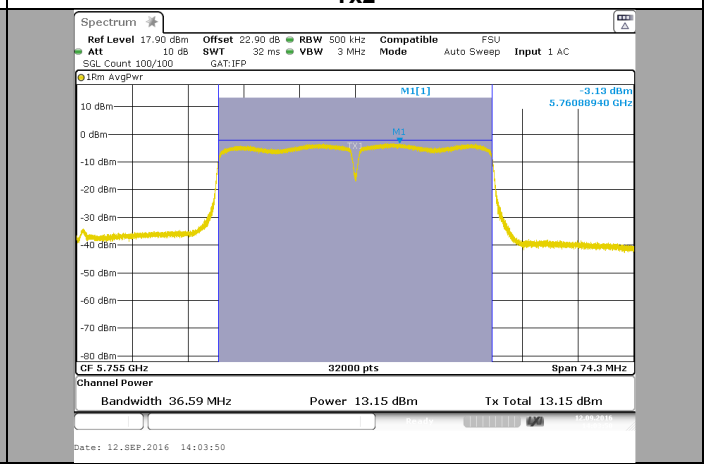

802.11n HT40/ac VHT40	
C23	
Tx1	Tx2
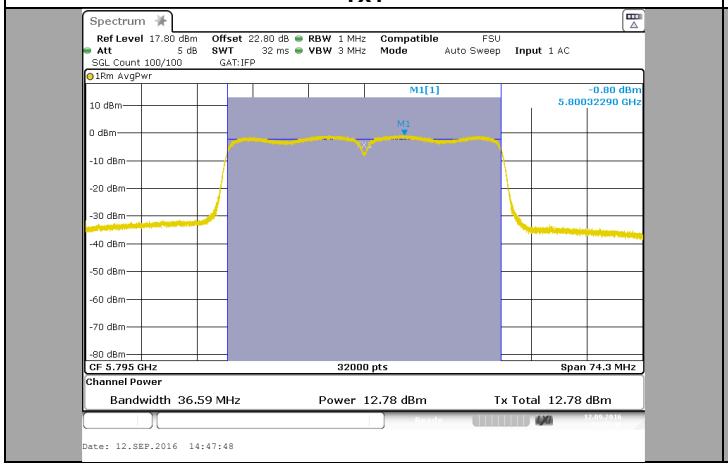	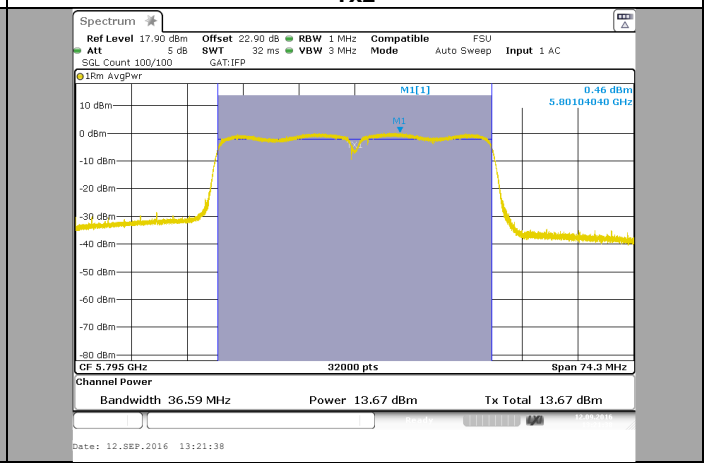

802.11n HT40/ac VHT40	
C23	
Tx1	Tx2
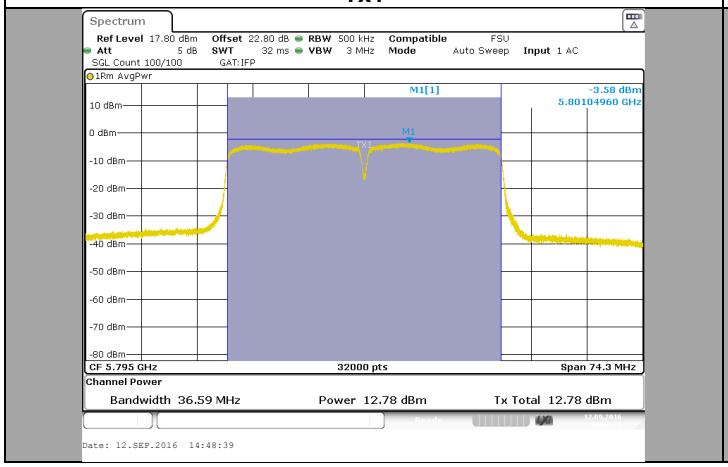	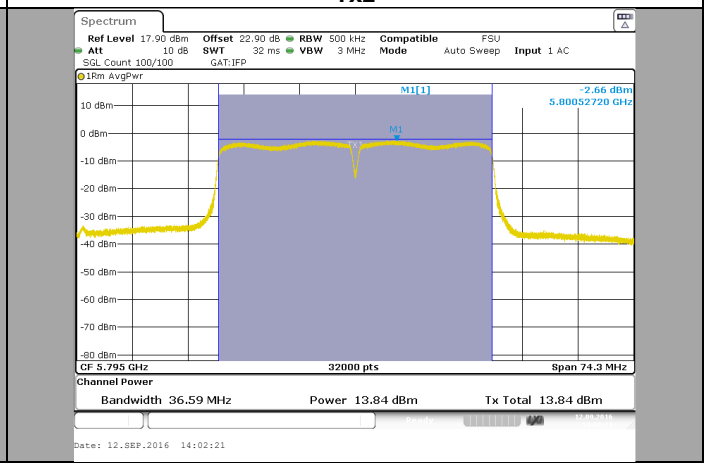

802.11ac VHT80	
C24	
Tx1	Tx2
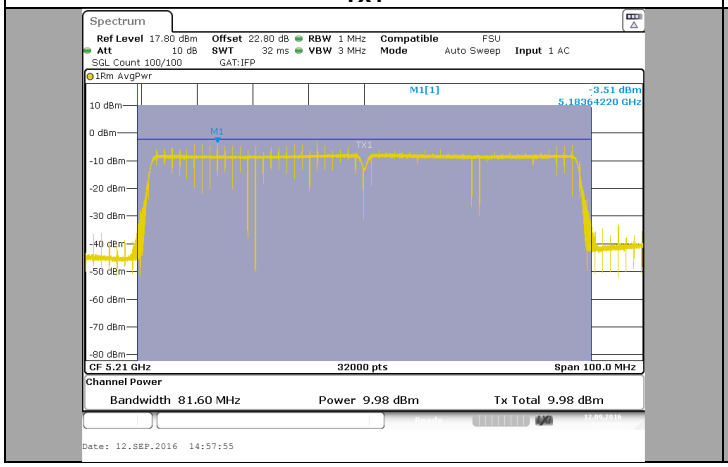	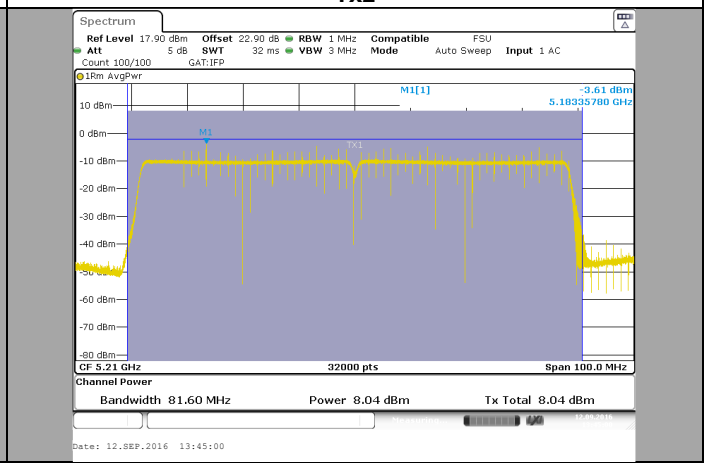

802.11ac VHT80	
C25	
Tx1	Tx2
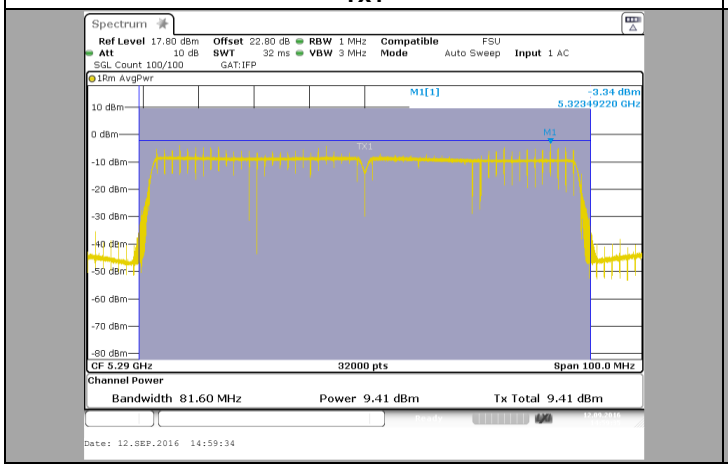	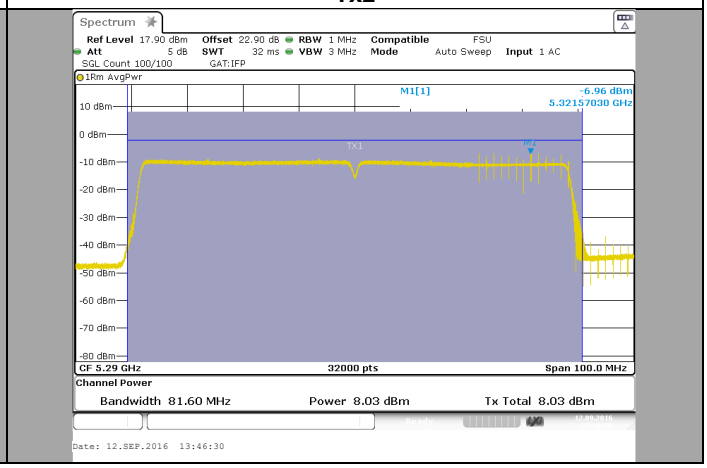

802.11ac VHT80	
C26	
Tx1	Tx2
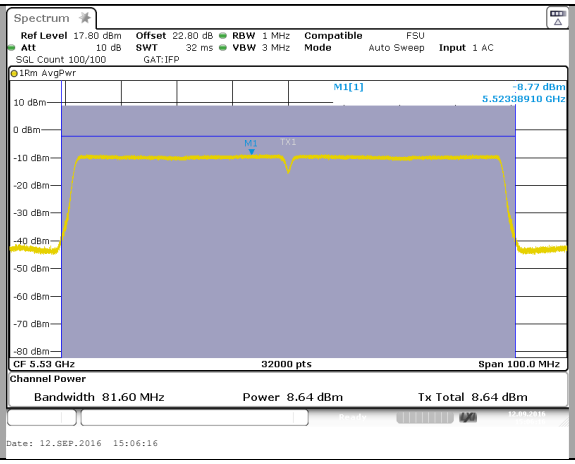	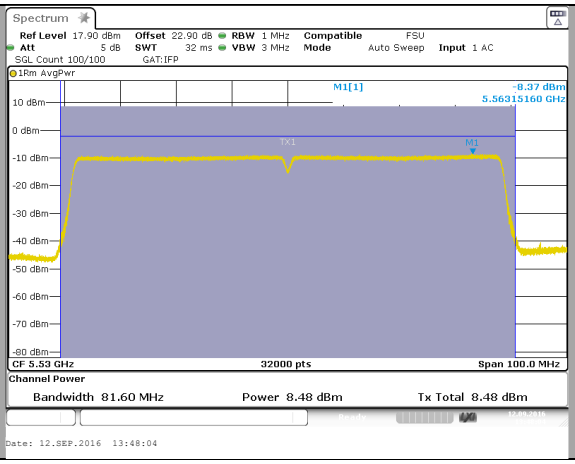

802.11ac VHT80	
C29	
Tx1	Tx2
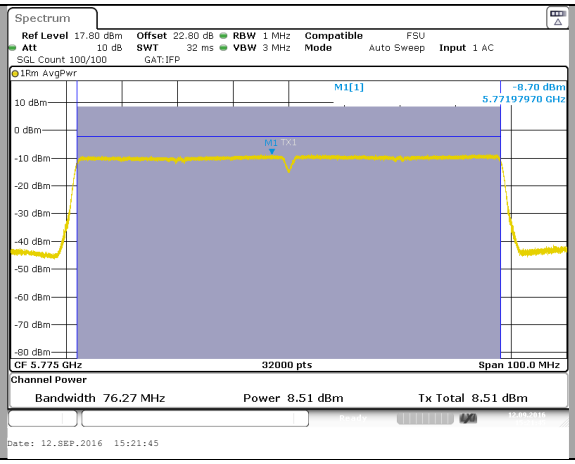	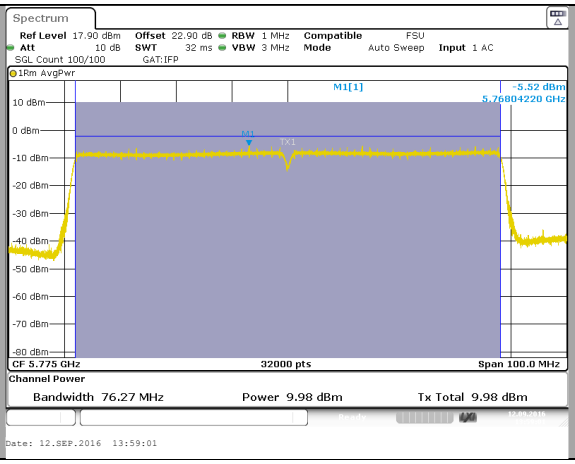

802.11ac VHT80	
C29	
Tx1	Tx2
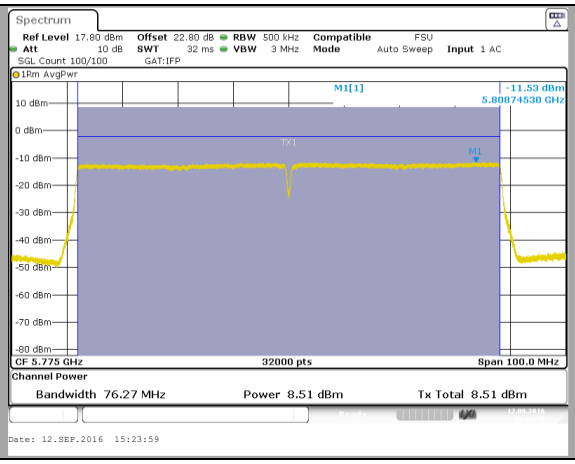	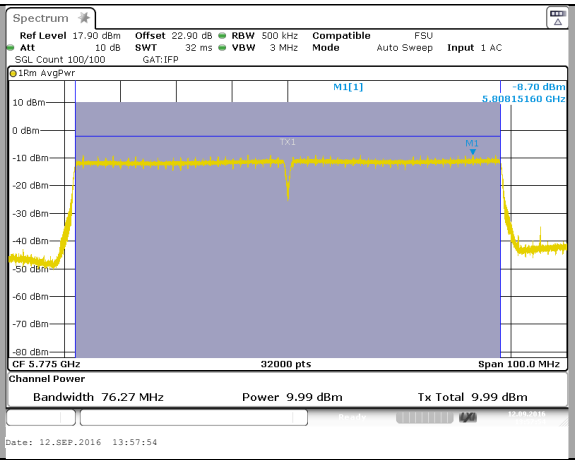

Maximum Conducted Power :

802.11n HT20/ac VHT20

Channel	Tx1 (dBm)	Tx2 (dBm)	TxAll (dBm)	AG (dBi)	Tx Limit FCC (dBm)	Tx Limit RSS (dBm)	Tx EIRP (dBm)	EIRP Limit FCC (dBm)	EIRP Limit RSS (dBm)
C1	9,51	7,41	11,6	5,7	24,0		17,3		23
C2	13,01	8,37	14,3	5,7	24		20,0		23
C3	12,88	8,04	14,1	5,7	24		19,8		23
C4	12,74	8,31	14,1	5,7	24	24	19,8	TPC si EIRP>27dBm	30
C5	12,27	8,29	13,7	5,7	24	24	19,4	TPC si EIRP>27dBm	30
C6	12,2	10,34	14,4	5,7	24	24	20,1	TPC si EIRP>27dBm	30
C7	11,55	10,84	14,2	5,7	24	24	19,9	TPC si EIRP>27dBm	30
C8	11,6	11,51	14,6	5,7	24	24	20,3	TPC si EIRP>27dBm	30
C9	11,48	12,15	14,8	5,7	24	24	20,5	TPC si EIRP>27dBm	30
C11	11,71	13,2	15,5	5,7	30	30			
C12	13,03	13,99	16,5	5,7	30	30			
C13	13,54	13,68	16,6	5,7	30	30			

802.11n HT40/ac VHT40

Channel	Tx1 (dBm)	Tx2 (dBm)	TxAll (dBm)	AG (dBi)	Tx Limit FCC (dBm)	Tx Limit RSS (dBm)	Tx EIRP (dBm)	EIRP Limit FCC (dBm)	EIRP Limit RSS (dBm)
C14	12,83	11,24	15,1	5,7	24		20,8		23
C15	12,81	11,2	15,1	5,7	24		20,8		23
C16	12,55	11,33	15,0	5,7	24	24	20,7	TPC si EIRP>27dBm	30
C17	12,05	10,89	14,5	5,7	24	24	20,2	TPC si EIRP>27dBm	30
C18	11,5	11,59	14,6	5,7	24	24	20,3	TPC si EIRP>27dBm	30
C19	11,54	11,75	14,7	5,7	24	24	20,4	TPC si EIRP>27dBm	30
C20	11,44	12,58	15,1	5,7	24	24	20,8	TPC si EIRP>27dBm	30
C22	11,5	13,27	15,5	5,7	30	30			
C23	12,78	13,67	16,3	5,7	30	30			

802.11ac VHT80

Channel	Tx1 (dBm)	Tx2 (dBm)	TxAll (dBm)	AG (dBi)	Tx Limit FCC (dBm)	Tx Limit RSS (dBm)	Tx EIRP (dBm)	EIRP Limit FCC (dBm)	EIRP Limit RSS (dBm)
C24	9,98	8,04	12,1	5,7	24		17,8		23
C25	9,41	8,03	11,8	5,7	24	24	17,5	TPC si EIRP>27dBm	30
C26	8,64	8,48	11,6	5,7	24	24	17,3	TPC si EIRP>27dBm	30
C29	8,51	9,98	12,3	5,7	24	30	18,0		30

Power Spectral Density :

802.11n HT20/ac VHT20

Channel	Tx1 (dBm/MHz)	Tx2 (dBm/MHz)	TxAll (dBmMHz)	AG (dBi)	Tx Limit FCC (dBm/MHz)	Tx Limit RSS (dBm/MHz)	Tx EIRP (dBm/MHz)	EIRP Limit RSS (dBm/MHz)
C1	1,53	-0,45	3,7	5,7	11		9,4	10
C2	2,54	-2,17	3,8	5,7	11		9,5	10
C3	2,39	-2,6	3,6	5,7	11		9,3	10
C4	2,04	-2,42	3,4	5,7	11	11	9,1	
C5	1,73	-2,31	3,2	5,7	11	11	8,9	
C6	1,58	-0,22	3,8	5,7	11	11	9,5	
C7	0,88	0,24	3,6	5,7	11	11	9,3	
C8	1,09	0,89	4,0	5,7	11	11	9,7	
C9	1,26	1,61	4,4	5,7	11	11	10,1	
C11	-0,58	0,99	3,3	5,7	30 (/500kHz)	30 (/500kHz)		
C12	0,53	1,63	4,1	5,7	30 (/500kHz)	30 (/500kHz)		
C13	0,45	1,29	3,9	5,7	30 (/500kHz)	30 (/500kHz)		

802.11n HT40/ac VHT40

Channel	Tx1 (dBm/MHz)	Tx2 (dBm/MHz)	TxAll (dBmMHz)	AG (dBi)	Tx Limit FCC (dBm/MHz)	Tx Limit RSS (dBm/MHz)	Tx EIRP (dBm/MHz)	EIRP Limit RSS (dBm/MHz)
C14	0,77	-0,7	3,1	5,7	11		8,8	10
C15	-0,96	-2,39	1,4	5,7	11		7,1	10
C16	-1,04	-2,22	1,4	5,7	11	11	7,1	
C17	-1,59	-2,79	0,9	5,7	11	11	6,6	
C18	-2,08	-1,95	1,0	5,7	11	11	6,7	
C19	-2,09	-1,79	1,1	5,7	11	11	6,8	
C20	-2,04	-0,95	1,5	5,7	11	11	7,2	
C22	-4,95	-3,13	-0,9	5,7	30 (/500kHz)	30 (/500kHz)		
C23	-3,58	-2,66	-0,1	5,7	30 (/500kHz)	30 (/500kHz)		

802.11ac VHT80

Channel	Tx1 (dBm/MHz)	Tx2 (dBm/MHz)	TxAll (dBmMHz)	AG (dBi)	Tx Limit FCC (dBm/MHz)	Tx Limit RSS (dBm/MHz)	Tx EIRP (dBm/MHz)	EIRP Limit RSS (dBm/MHz)
C24	-3,51	-3,62	-0,6	5,7	11		5,1	10
C25	-3,34	-6,96	-1,8	5,7	11	11	3,9	
C26	-8,77	-8,37	-5,6	5,7	11	11	0,1	
C29	-11,53	-8,7	-6,9	5,7	30 (/500kHz)	30 (/500kHz)		

7.6. CONCLUSION

Maximum Conducted Output Power, Maximum Power Spectral Density, Maximum EIRP, Maximum EIRP Power Spectral Density measurement performed on the sample of the product **Technicolor Player UIW4010TCH**, in configuration and description presented in this test report, show levels **compliant** to the **47 CFR PART 15.407 & RSS 247 ISSUE 1** limits.

8. AC POWER LINE CONDUCTED EMISSIONS

8.1. TEST CONDITIONS

Test performed by	: Laurent DENEUX
Date of test	: September 19, 2016
Ambient temperature	: 20°C
Relative humidity	: 47%

8.2. TEST SETUP

The product has been tested according to ANSI C63.10 (2013) method. The EUT is placed on the ground reference plane, at 80cm from the LISN. The distance between the EUT and the vertical ground plane is 40cm. Auxiliaries are powered by another LISN. The cable has been shorted to 1meter length. The EUT is powered through the LISN. Measurement is made with a receiver in peak mode. This was followed by a Quasi-Peak, i.e. CISPR measurement for any strong signal. If the average limit is met when using a Quasi-Peak detector, the EUT shall be deemed to meet both limits and measurement with the average detector is unnecessary. The LISN (measure) is 50Ω / 50µH. Interconnecting cables and equipment's were moved to position that maximized emission.

8.3. LIMIT

Quasi-Peak
0,15kHz to 0,5MHz: 66dBµV to 56dBµV*
0,5MHz to 5MHz: 56dBµV
5MHz to 30MHz: 60dBµV

Average
0,15kHz to 0,5MHz: 56dBµV to 46dBµV*
0,5MHz to 5MHz: 46dBµV
5MHz to 30MHz: 50dBµV

*Decreases with the logarithm of the frequency

8.4. TEST EQUIPMENT LIST

Test Equipment Used					
Description	Manufacturer	Model	Identifier	Cal. Date	Cal. Due
EMI Test Receiver	ROHDE & SCHWARZ	ESR	101403	2016-06	2017-06
V ISLN	ROHDE & SCHWARZ	ESH2-Z5	C2322001	2016-05	2017-05
Pulse limiter	ROHDE & SCHWARZ	ESH3-Z2	A2649008	2016-03	2017-03
Cable	-	-	A5329417	2015-10	2016-10
Ground plane	LCIE	-	-	-	

8.5. DIVERGENCE, ADDITION OR SUPPRESSION ON THE TEST SPECIFICATION

☑ None ☐ Divergence:

8.6. RESULTS

802.11n HT20
C1
Phase

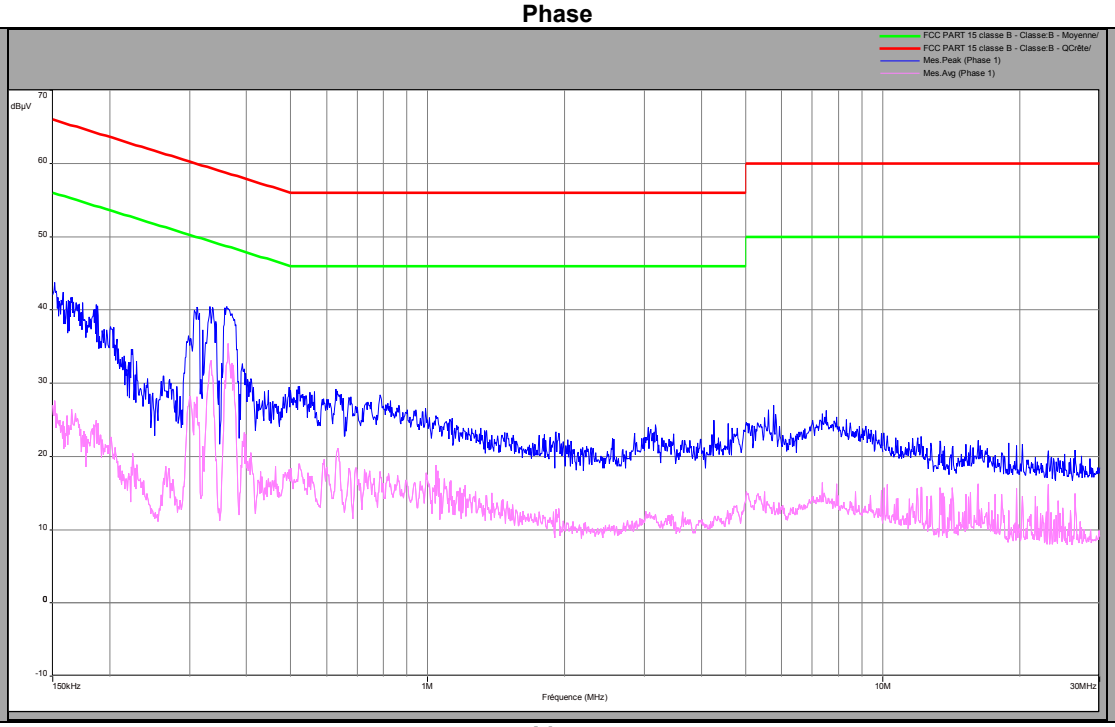

Line

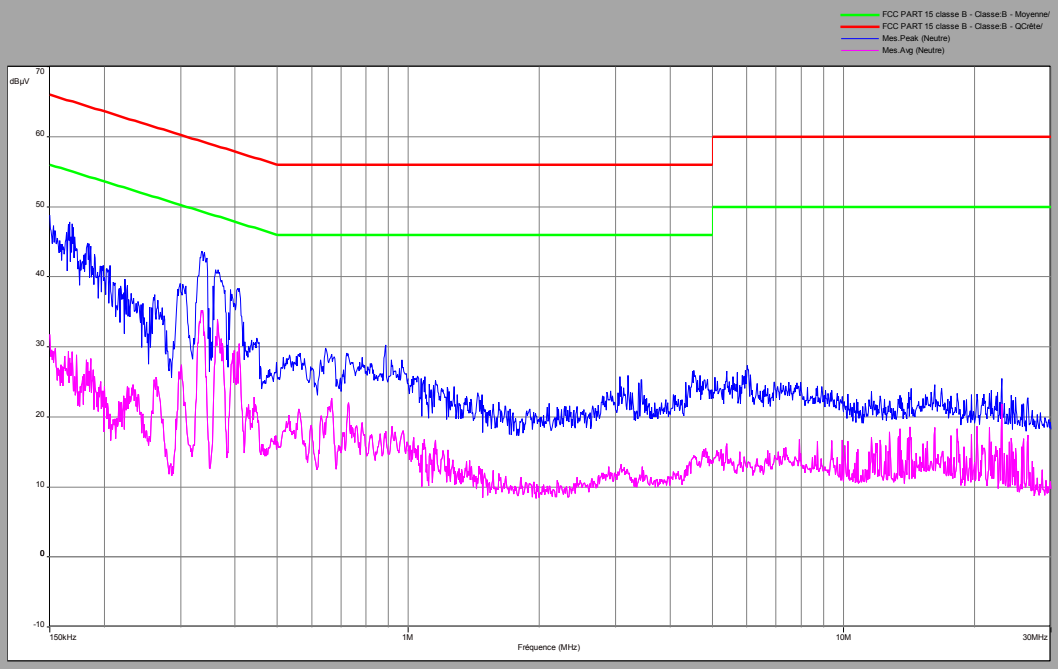

Phase Line					
Frequency (MHz)	Peak Level (dBµV)	Quasi-Peak Level (dBµV)	Quasi-Peak Limit (dBµV)	Average Level (dBµV)	Average Limit (dBµV)
0.151	43.7	-	65.9	27.6	55.9
0.363	40	-	58.6	35.4	48.6
0.628	29	-	56	21	46
7.512	26.3	-	60	16.5	50
23.13	21	-	60	17	50

Neutral Line					
Frequency (MHz)	Peak Level (dBµV)	Quasi-Peak Level (dBµV)	Quasi-Peak Limit (dBµV)	Average Level (dBµV)	Average Limit (dBµV)
0.165	55.2	-	65.2	31.8	55.2
0.337	43.6	-	59.2	35.3	49.2
0.646	30	-	56	17	46
6	27.4	-	60	17	50
23.13	25.5	-	60	22	50

8.7. CONCLUSION

Ac Power Line Conducted Emission measurement performed on the sample of the product **Technicolor Player UIW4010TCH**, in configuration and description presented in this test report, show levels **compliant** to the 47 CFR PART 15.407 & RSS 247 ISSUE 1 limits.

9. UNWANTED EMISSIONS & UNDESIRABLE EMISSION

9.1. TEST CONDITIONS

Test performed by	:Laurent DENEUX
Date of test	: September 21, 2016 to September 23, 2016
Ambient temperature	: 22°C
Relative humidity	: 51%

9.2. TEST SETUP

The product has been tested according to ANSI C63.10 (2013). The EUT is placed **on an open area test site**. Distance between measuring antenna and the EUT is **10m**. Test is performed in horizontal (H) and vertical (V) polarization with **bilog** antenna below 1GHz and with a horn antenna above 1GHz. Measurement bandwidth was 120kHz below 1GHz and 1MHz above 1GHz. The level has been maximised by the turntable rotation of 360 degrees range on the 3 axis of EUT. Antenna height search was performed from 1 to 4m. The EUT is place at 1.5m high above 1GHz and at 0.8m high under 1GHz.
The product has been tested according to the FCC KDB 789033 D02 General UNII Test Procedures New Rules v01r02.
The following factor is applied to convert E[dBµV/m] to EIRP[dBm]. EIRP[dBm]= E[dBµV/m] + 20 log (d[meters]) -104.77

9.3. LIMIT

Limit at 3m:

30MHz to 88MHz:	29.5dBµV/m QPeak
88MHz to 216MHz:	33dBµV/m QPeak
216MHz to 960MHz:	35.5dBµV/m QPeak
960MHz to 1000MHz:	43.5dBµV/m QPeak
Above 1000MHz:	63.5BµV/m Peak
	43.5BµV/m Average

Limit (dBm):

5150MHz-5250MHz: Shall not exceed EIRP of -27dBm/MHz outside of the band
5250MHz-5350MHz: Shall not exceed EIRP of -27dBm/MHz outside of the band
5470MHz-5725MHz: Shall not exceed EIRP of-27dBm/MHz outside of the band

FCC 15.407
5725MHz-5850MHz: Shall not exceed EIRP of-27 dBm/MHz at 75 MHz or more above or below the band edge increasing linearly to 10 dBm/MHz at 25 MHz above or below the band edge, and from 25 MHz above or below the band edge increasing linearly to a level of 15.6 dBm/MHz at 5 MHz above or below the band edge, and from 5 MHz above or below the band edge increasing linearly to a level of EIRP of 27 dBm/MHz at the band edge.

RSS 247
5725MHz-5850MHz: Within the frequency range from the band edge to 10 MHz above or below the band edge shall not exceed an EIRP of −17 dBm/MHz; for frequencies 10 MHz or greater above or below the band edge, emissions shall not exceed an EIRP. of −27 dBm/MHz.

9.4. TEST EQUIPMENT LIST

Test Equipment Used					
Description	Manufacturer	Model	Identifier	Cal. Date	Cal. Due
EMI Test Receiver	ROHDE & SCHWARZ	ESR	101403	2016-06	2017-06
EMI receiver	ROHDE & SCHWARZ	ESI40 1088 740K40	A2642010	2016/07	2017/07
Open test site	LCIE	-	F2000400	2016-05	2017-05
Preamplifier	HEWLETT PACKARD	8449B	A4069002	2016-01	2017-01
Bilog antenna	CHASE	CBL 6112A	C2040040	2016-01	2017-01
Horn antenna	AH SYSTEMS	SAS-572	C2042026	2016-04	2018-04
Horn antenna	EMCO	.3115	C2042016	2016-02	2017-02
Horn antenna 26,5-40GHz	PASTERNACK	PE9850/2F-20	C2042052	2016-04	2018-04
Cable	-	-	A5329542	2016-02	2017-02
Cable	-	-	A5329449	2015-11	2016-11
Cable	-	-	A5329368	2015-11	2016-11
Cable	-	-	A5329444	2015-11	2016-11

9.5. DIVERGENCE, ADDITION OR SUPPRESSION ON THE TEST SPECIFICATION

☑ None ☐ Divergence:

9.6. RESULTS

Below 1GHz
802.11n HT20
C1
Vertical & horizontal Polarization

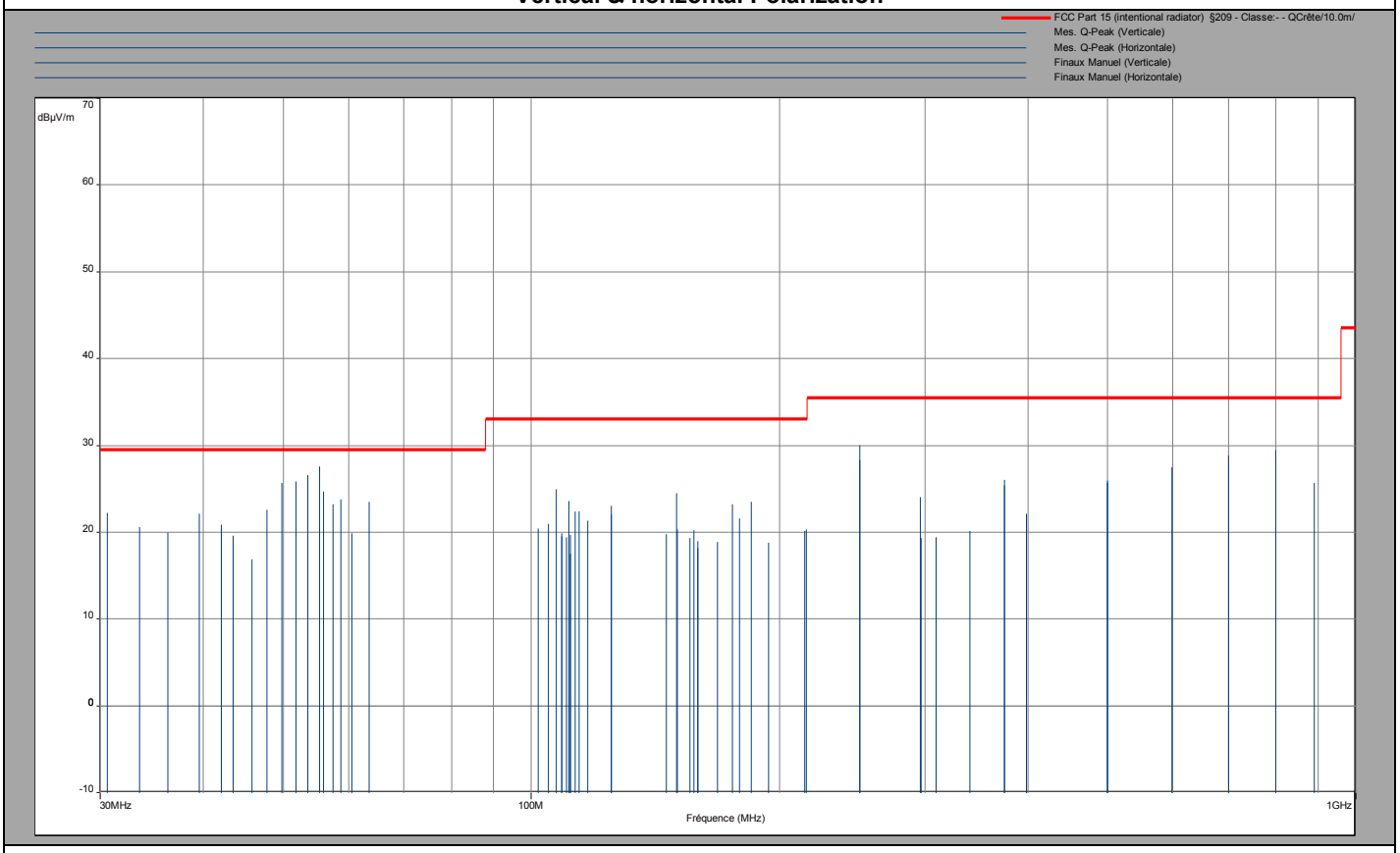

above 1GHz
802.11n HT20
C1
Vertical & horizontal Polarization (peak measurement)

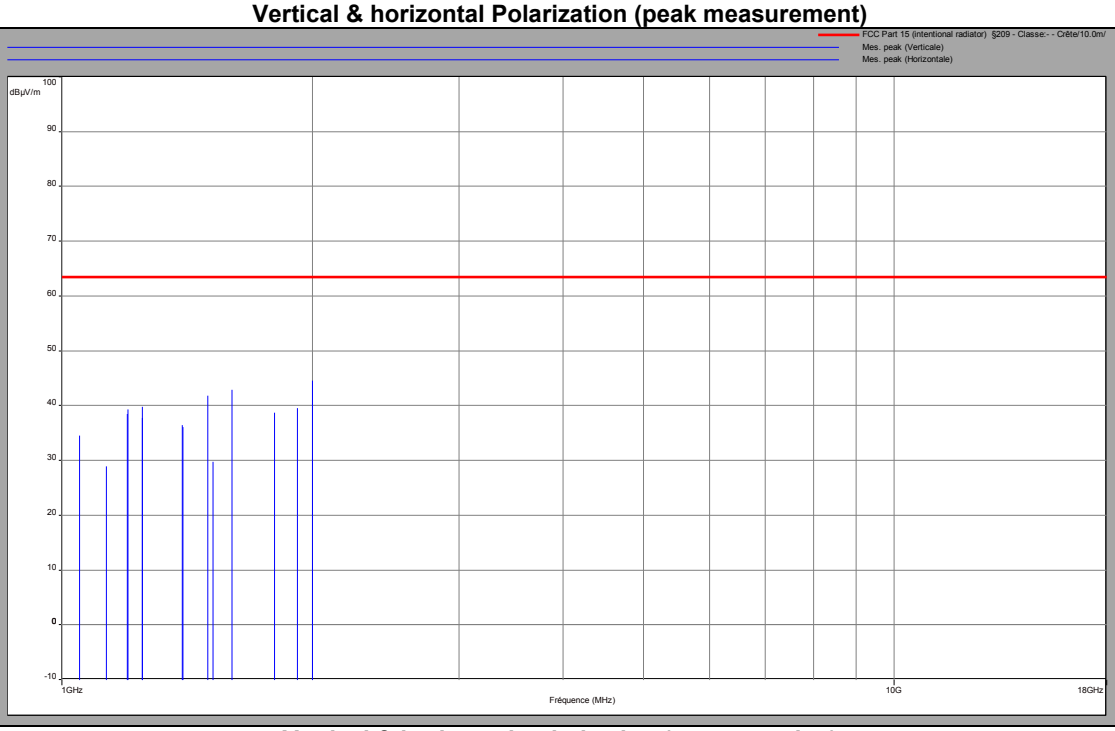

Vertical & horizontal polarization (average value)

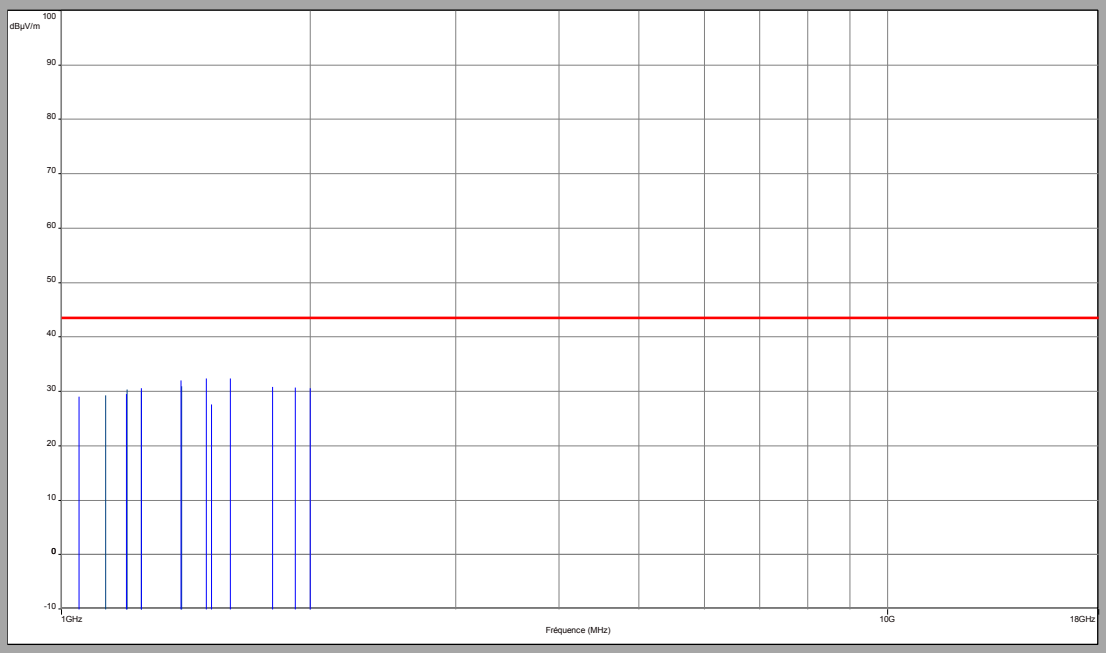

Above 1GHz
802.11n HT20/ac VHT20
C1
Vertical Polarization

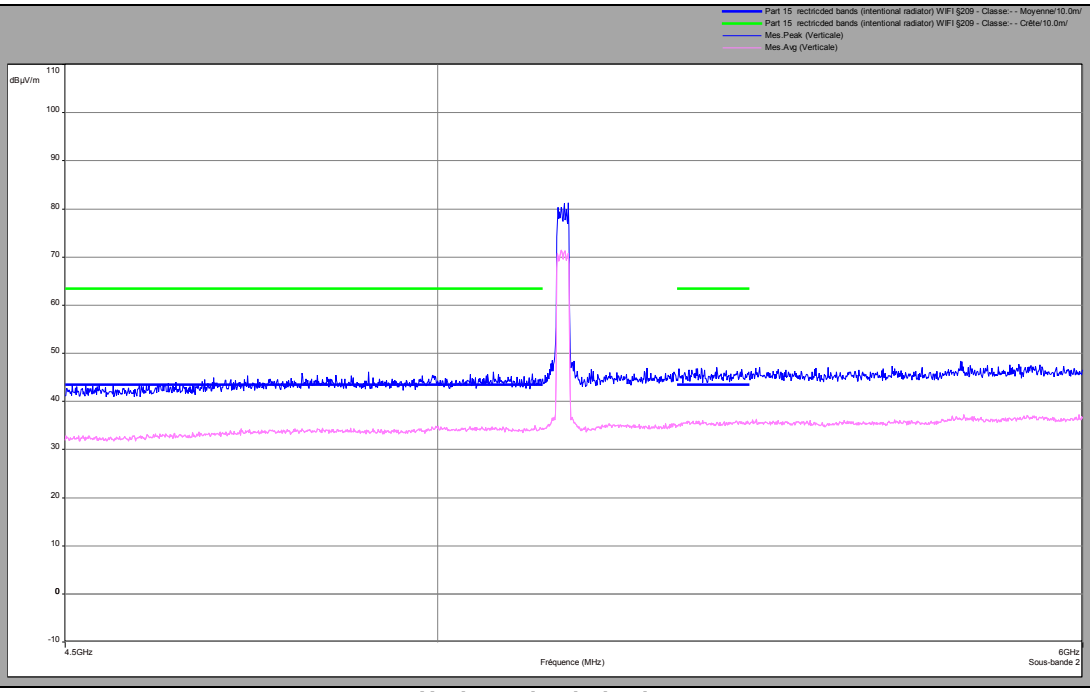

Horizontal polarization

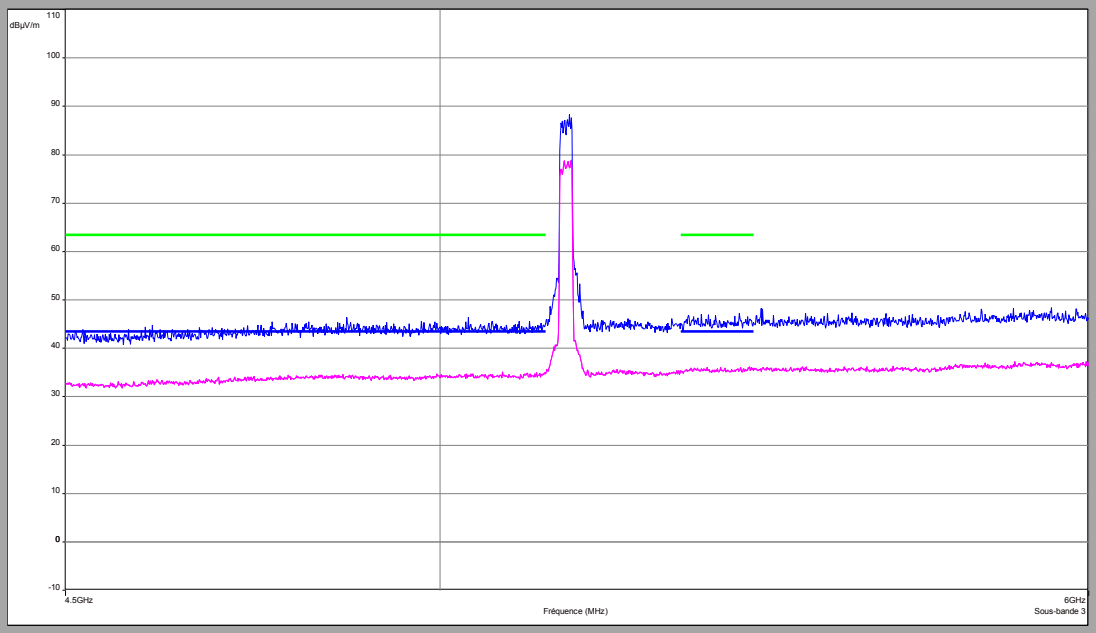

Above 1GHz
802.11n HT20/ac VHT20
C2
Vertical Polarization

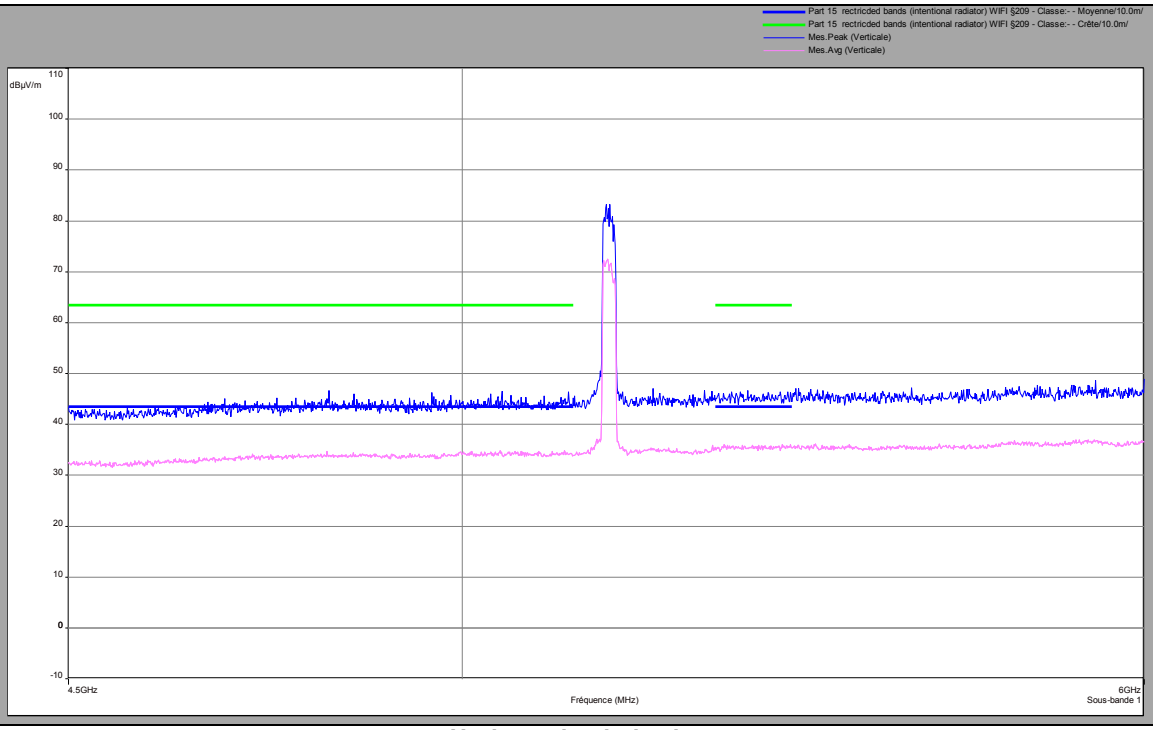

Horizontal polarization

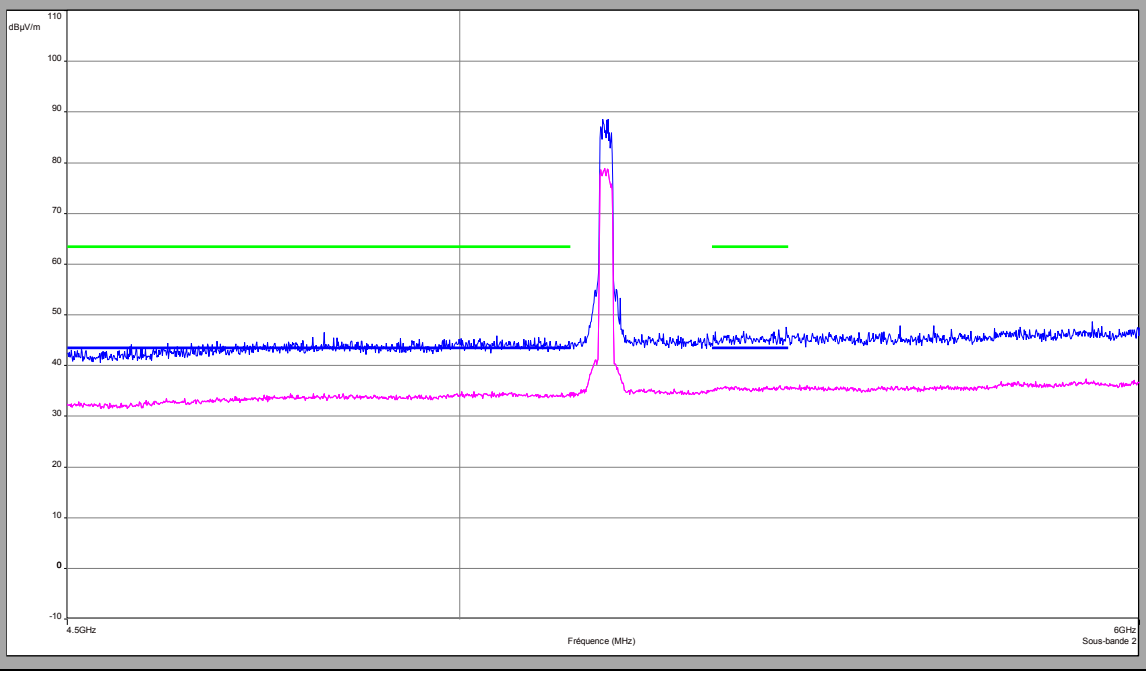

Above 1GHz
802.11n HT20/ac VHT20
C3
Vertical Polarization

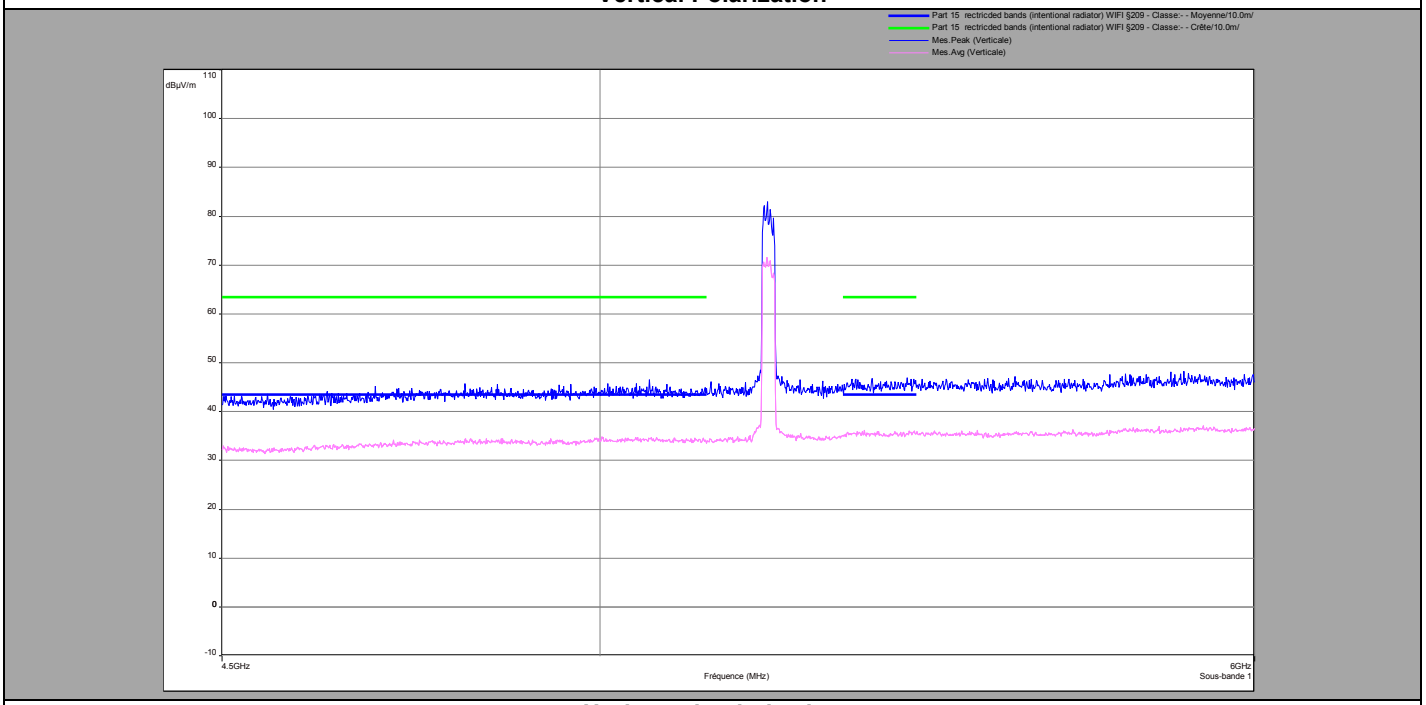

Horizontal polarization

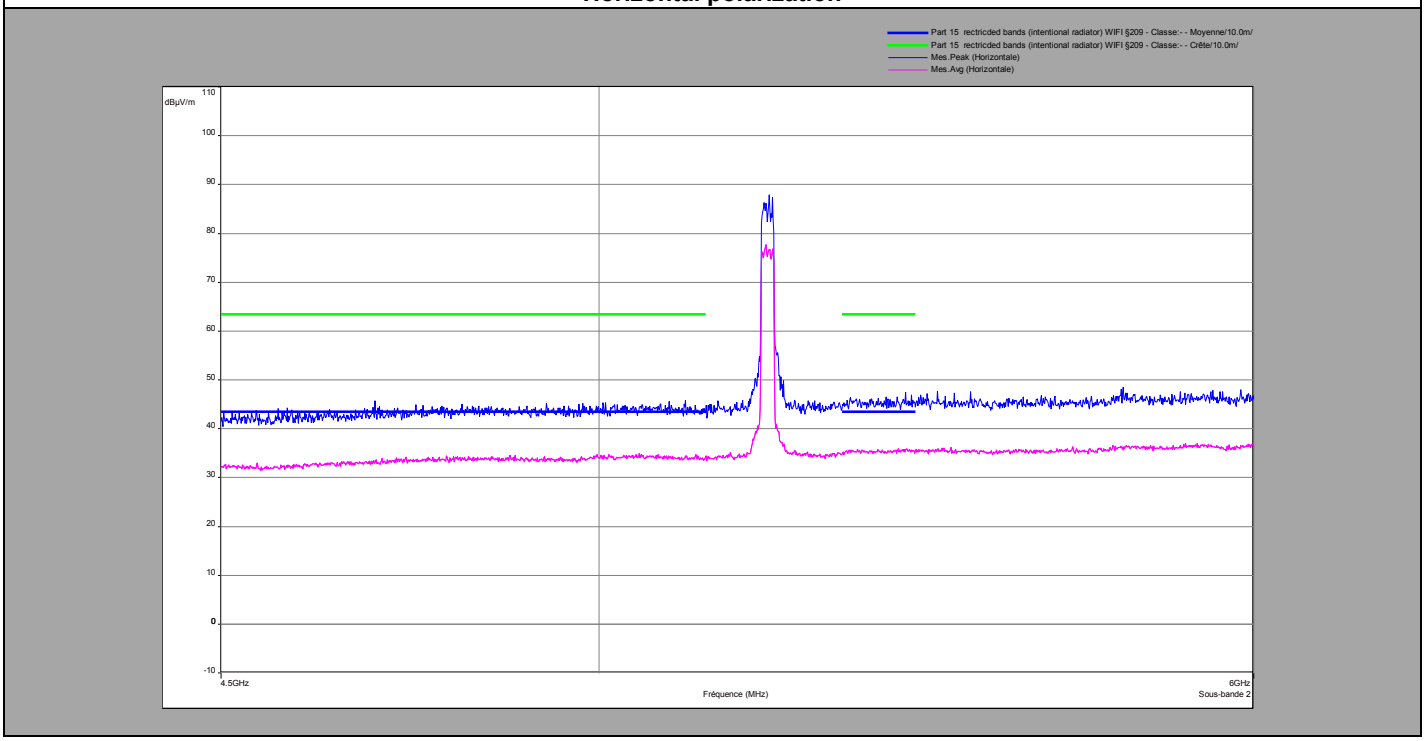

Above 1GHz
802.11n HT20/ac VHT20
C4
Vertical Polarization

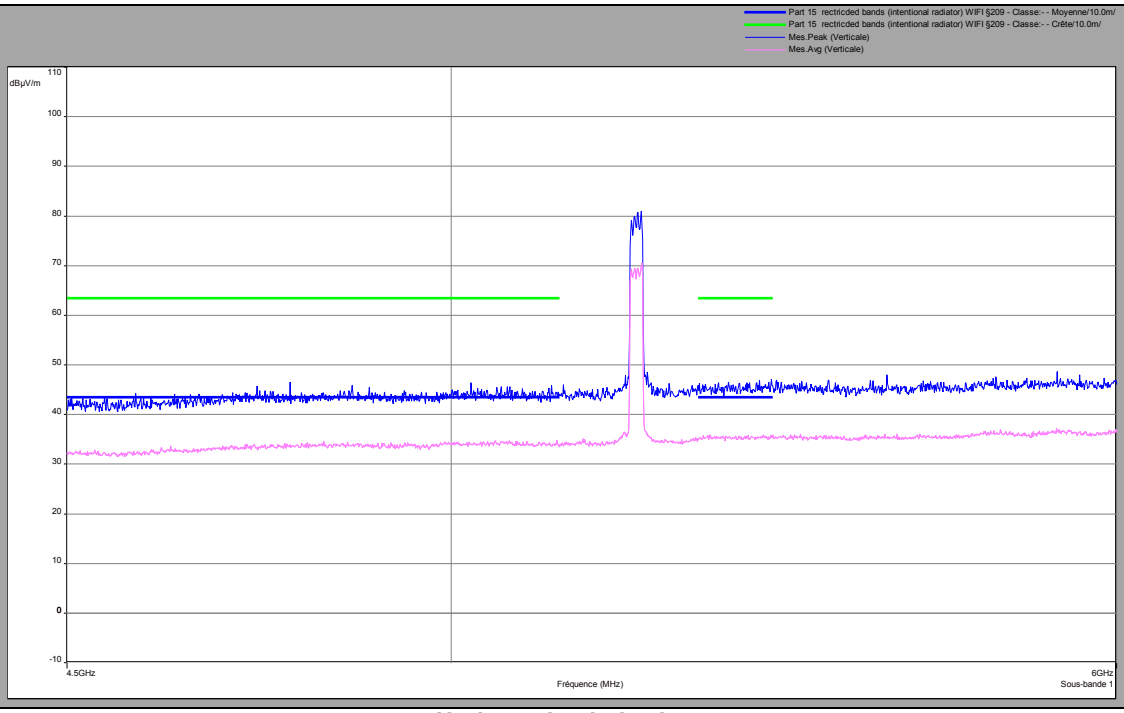

Horizontal polarization

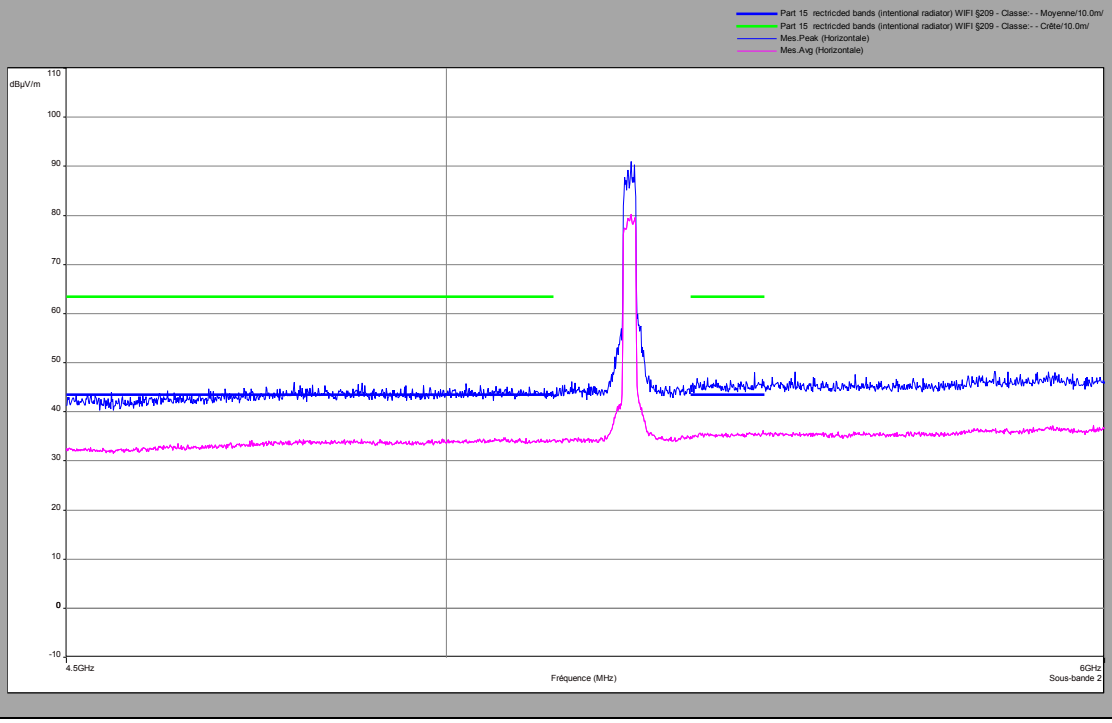

Above 1GHz
802.11n HT20/ac VHT20
C5
Vertical Polarization

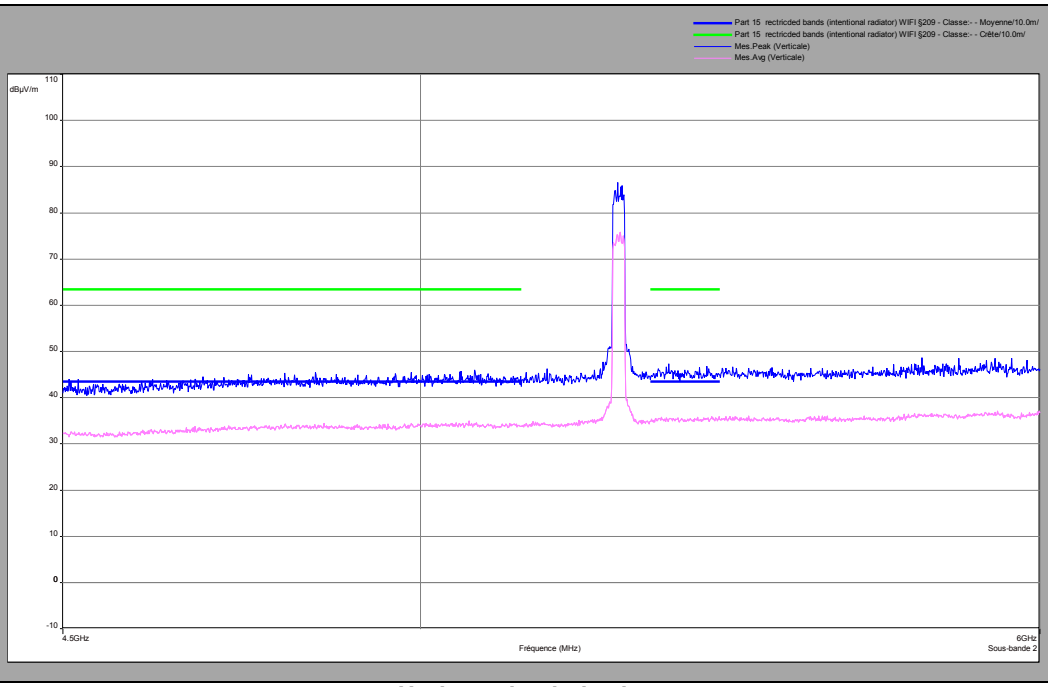

Horizontal polarization

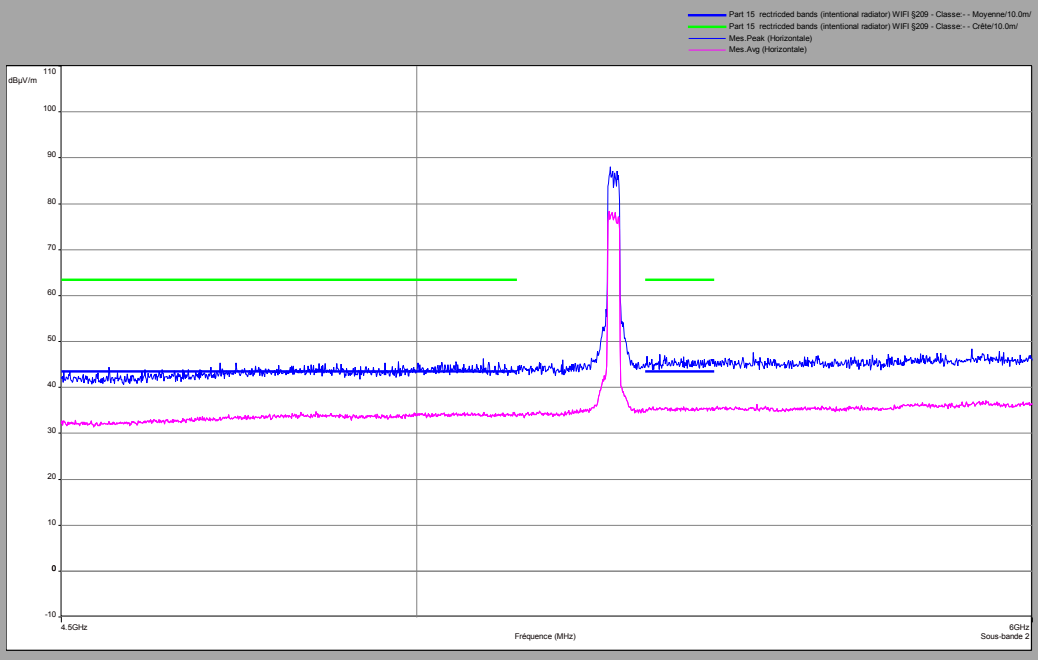

Above 1GHz
802.11n HT20/ac VHT20
C6
Vertical Polarization

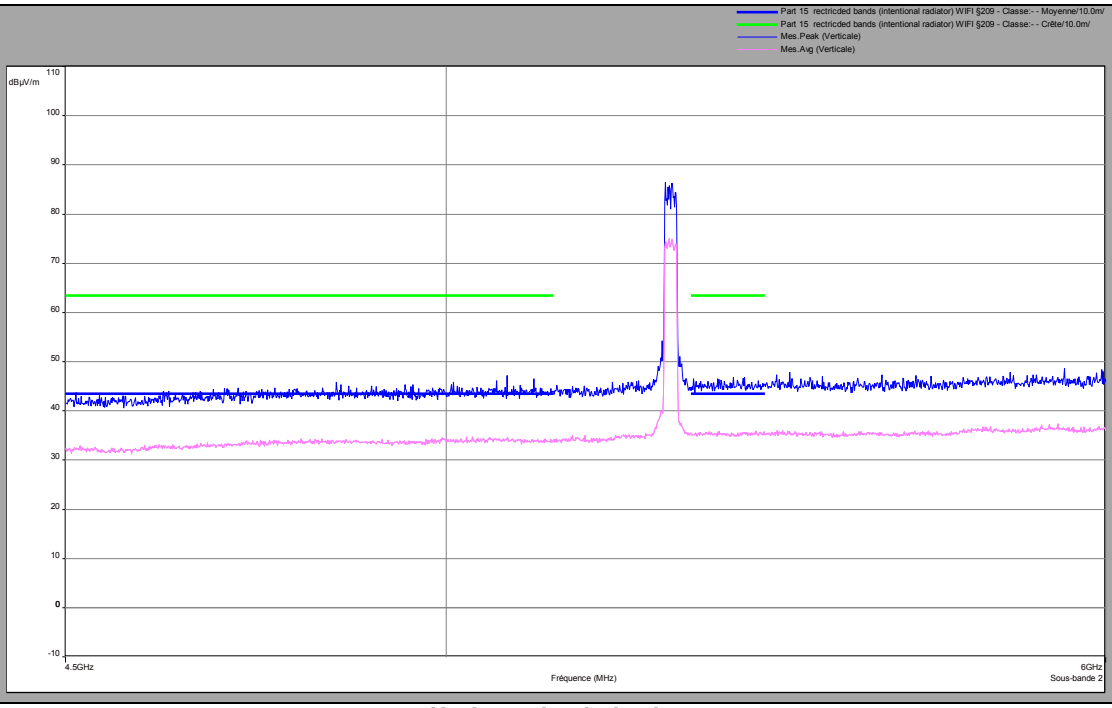

Horizontal polarization

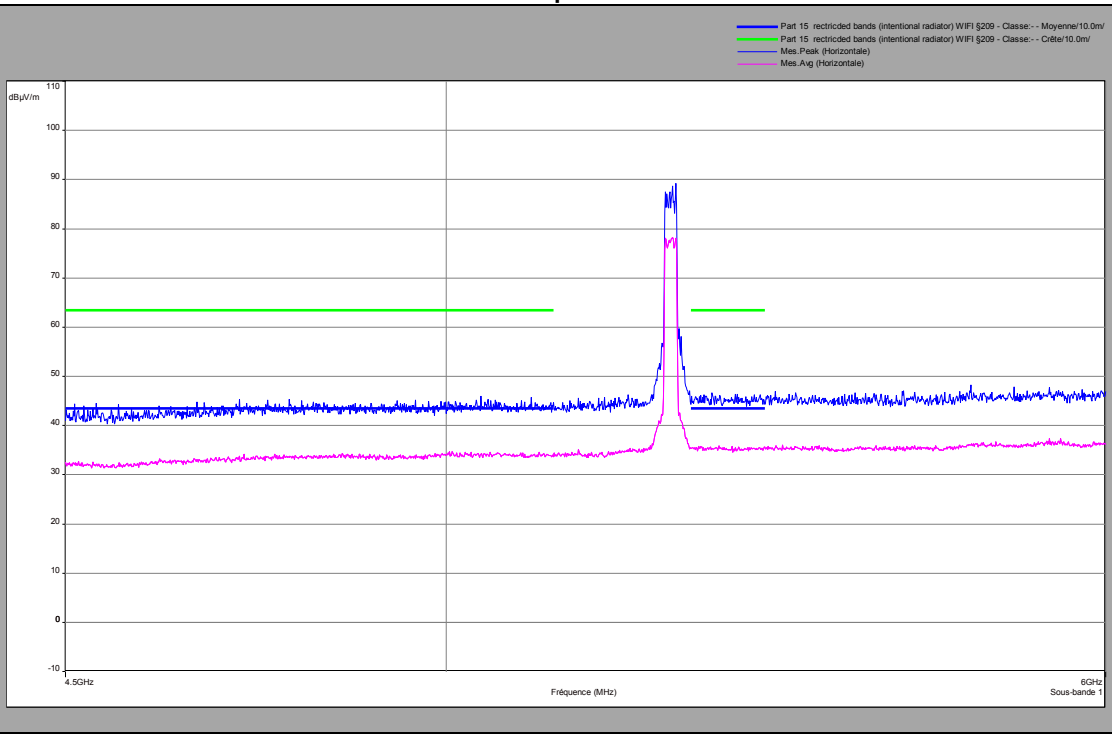

Above 1GHz
802.11n HT20/ac VHT20
C7
Vertical Polarization

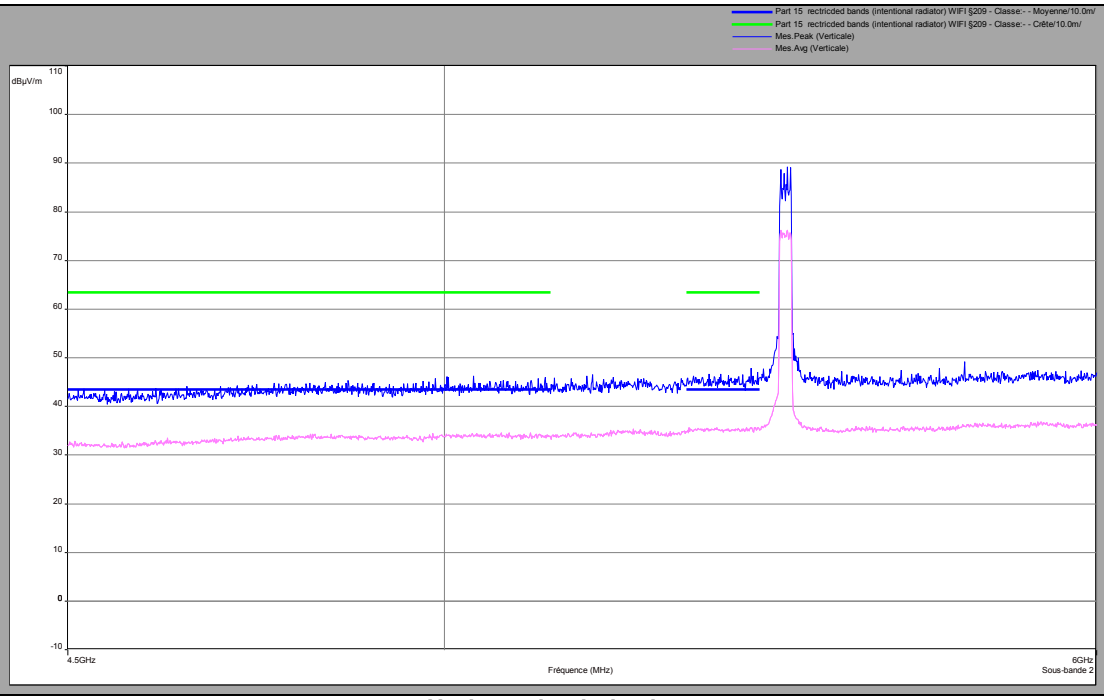

Horizontal polarization

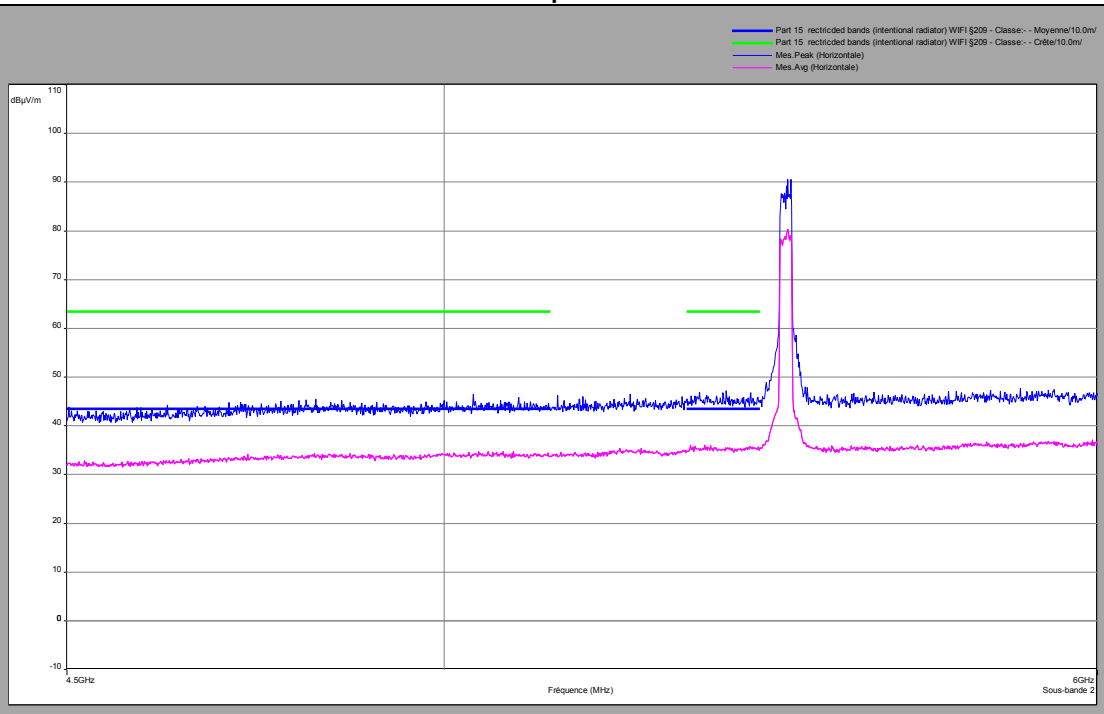

Above 1GHz
802.11n HT20/ac VHT20
C8
Vertical Polarization

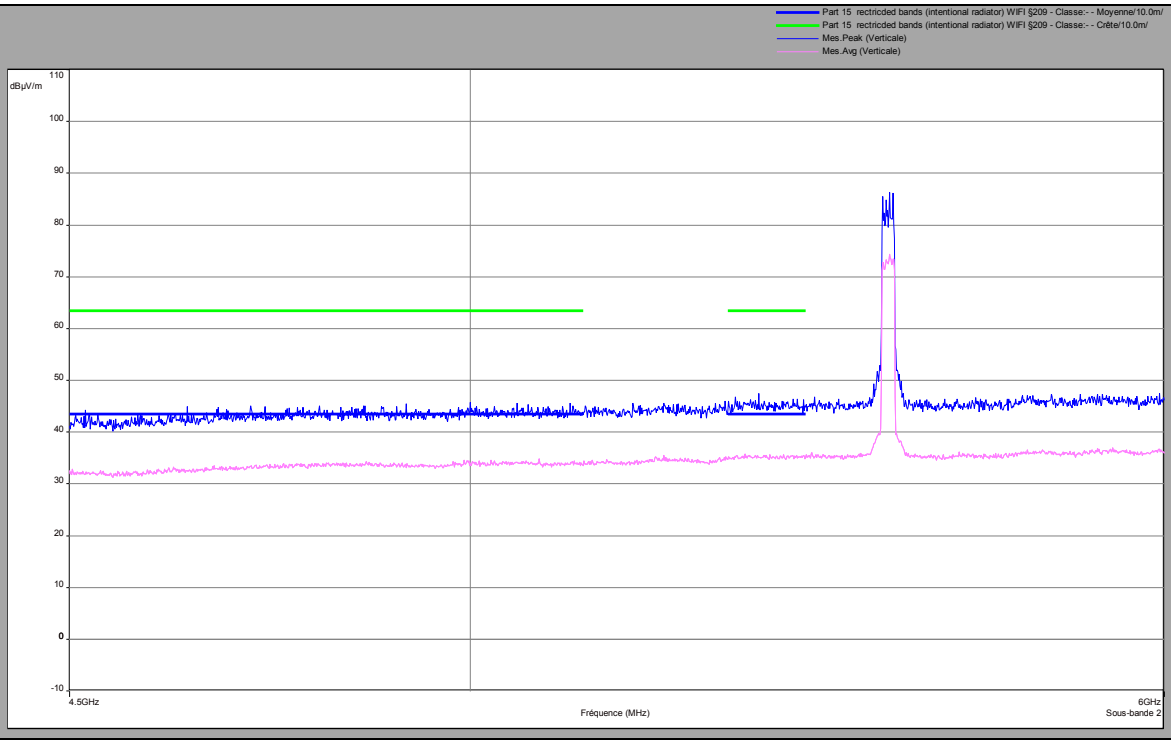

Horizontal polarization

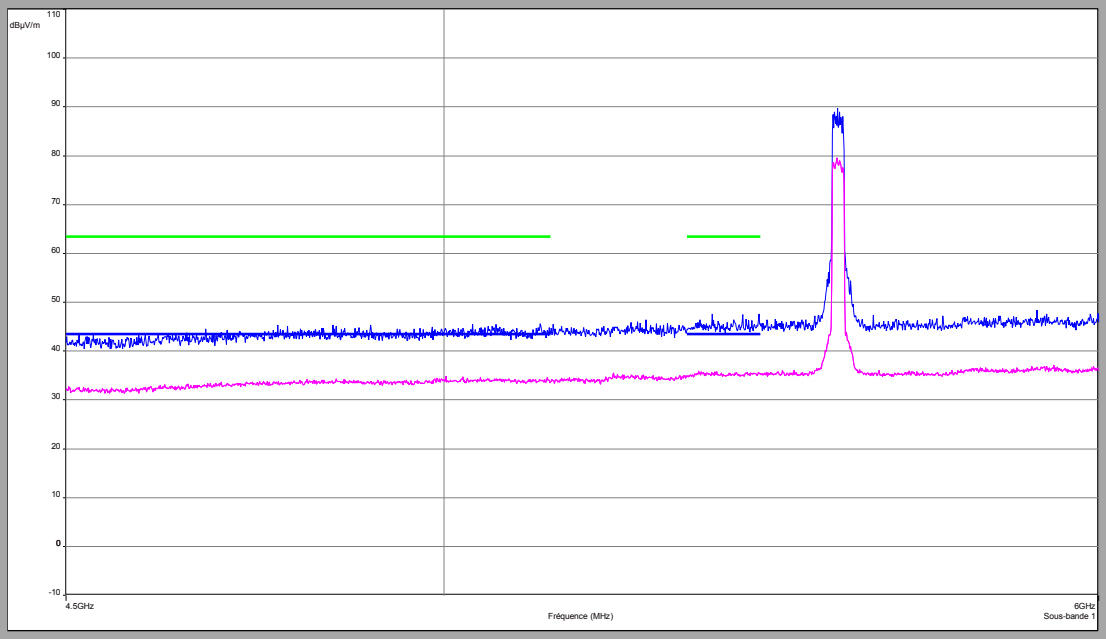

Above 1GHz
802.11n HT20/ac VHT20
C9
Vertical Polarization

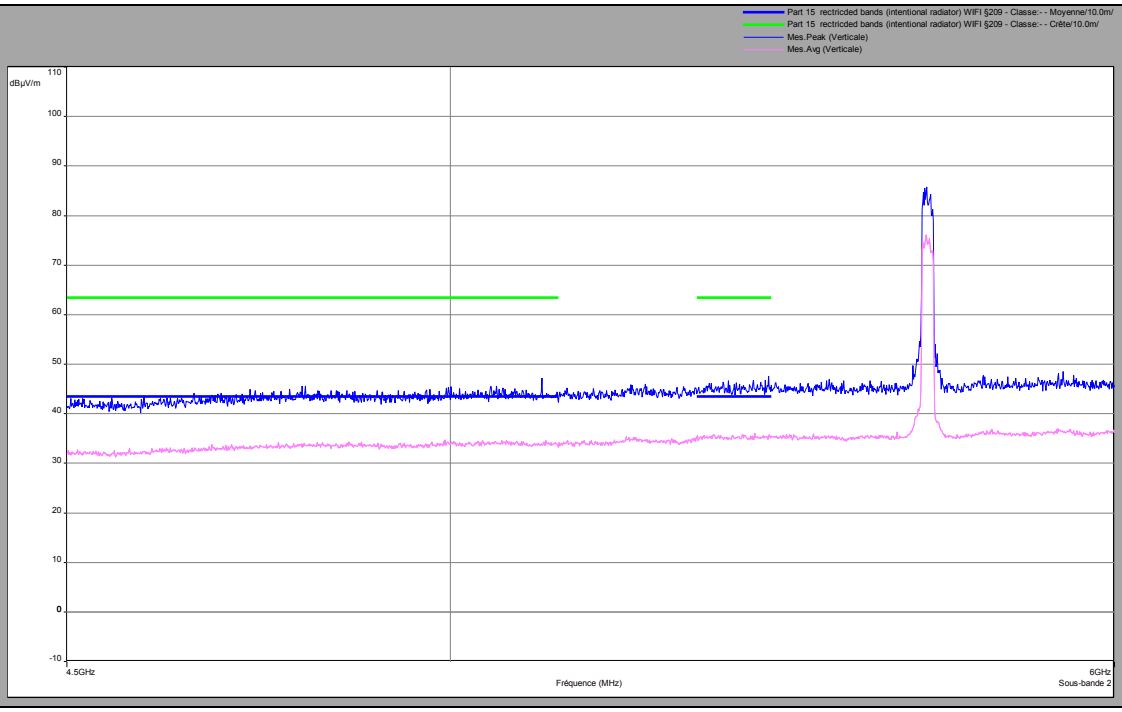

Horizontal polarization

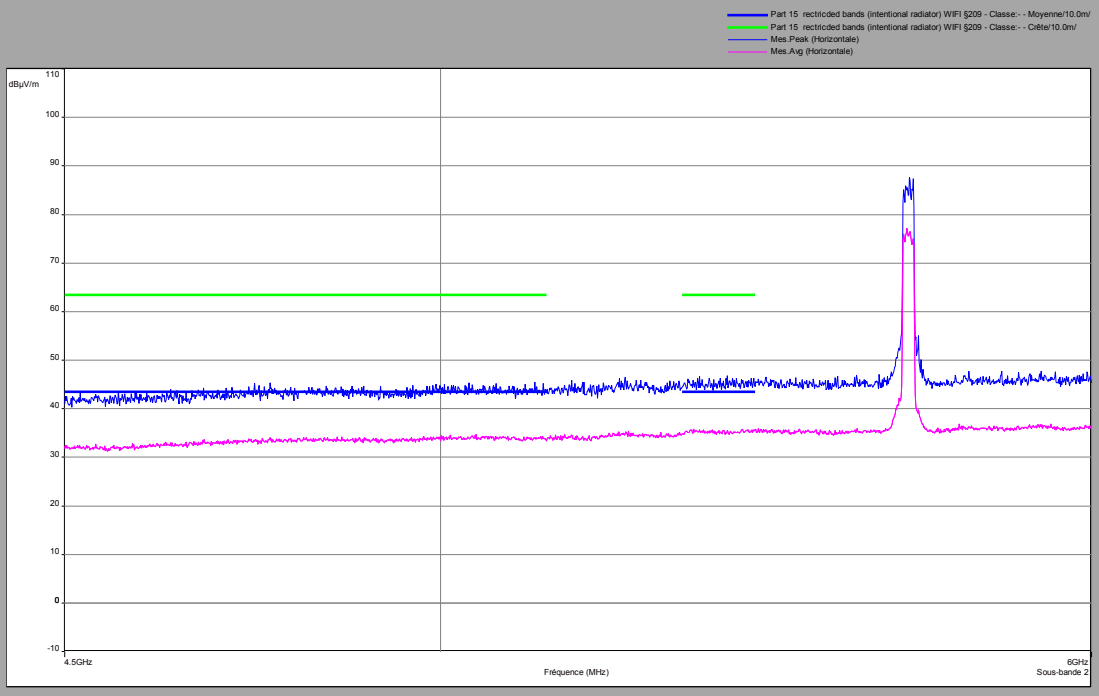

Above 1GHz
802.11n HT20/ac VHT20
C10
Vertical Polarization

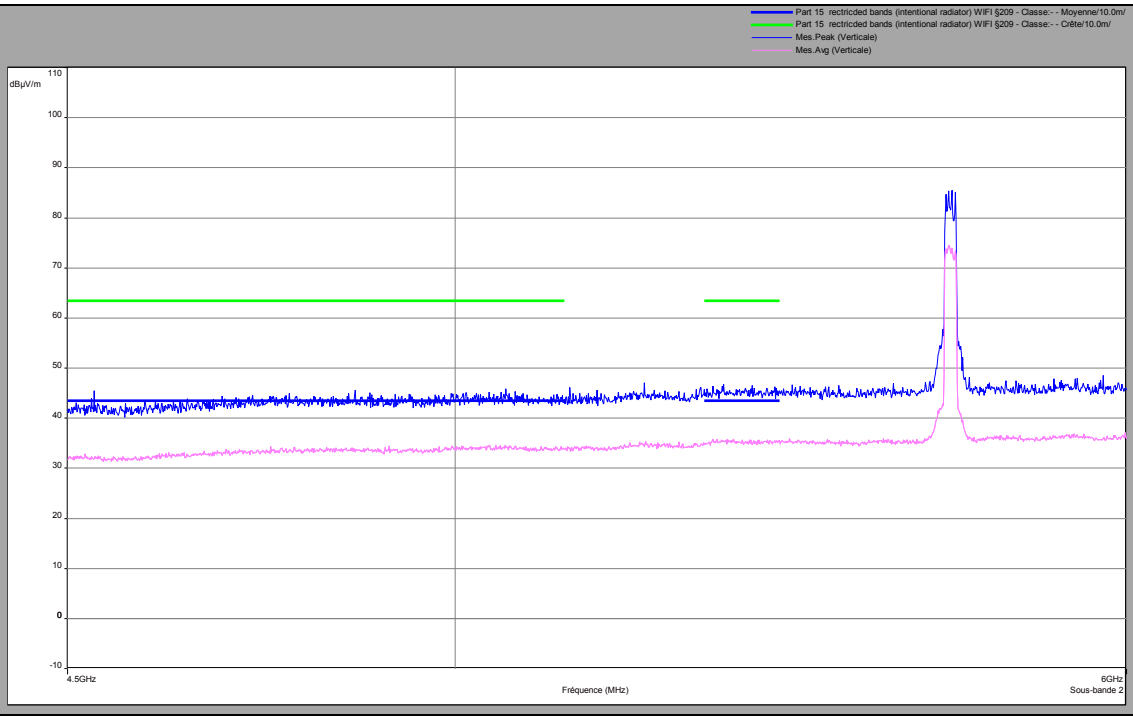

Horizontal polarization

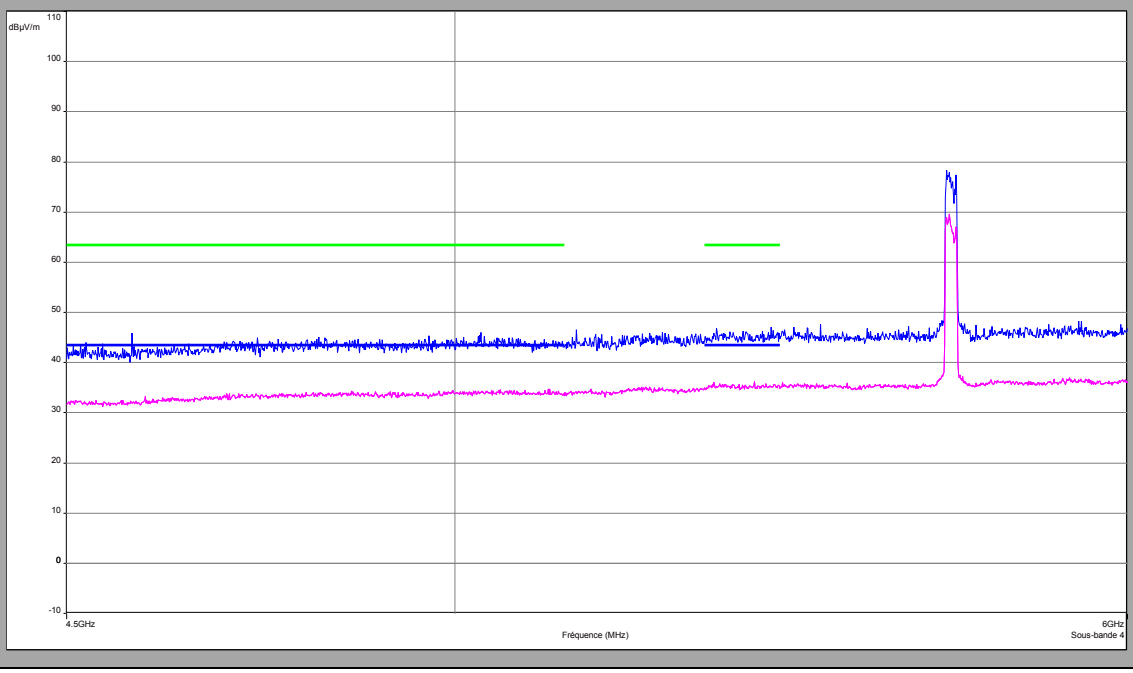

Above 1GHz
802.11n HT20/ac VHT20
C11
Vertical Polarization

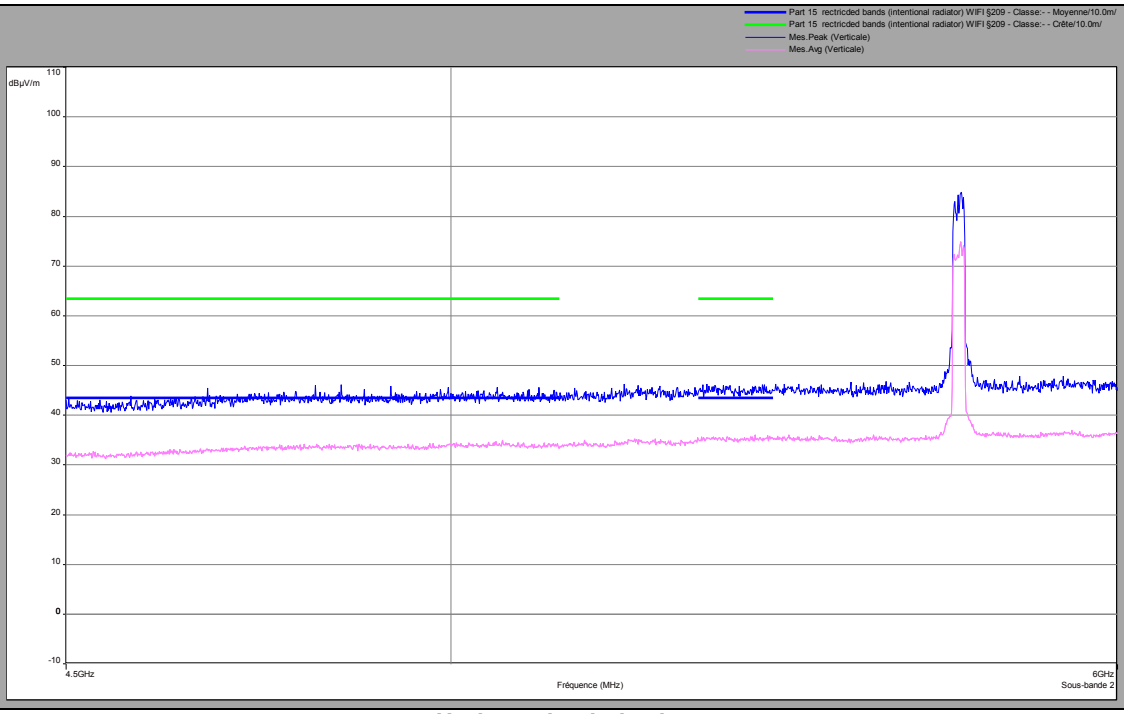

Horizontal polarization

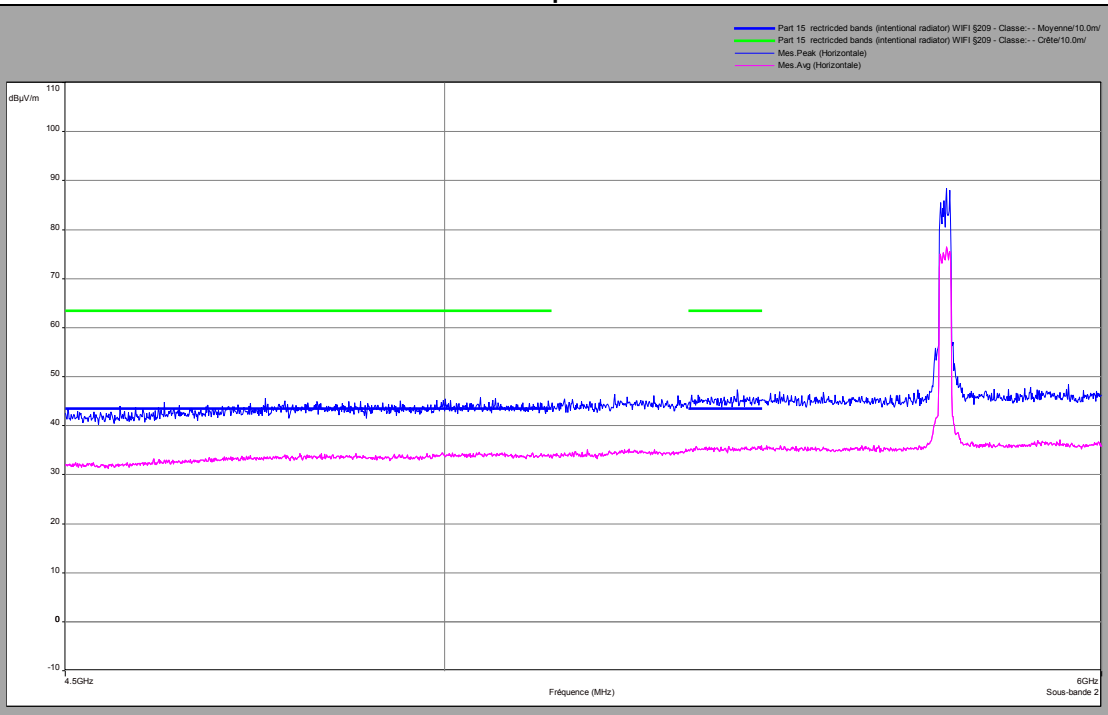

Above 1GHz
802.11n HT20/ac VHT20
C12
Vertical Polarization

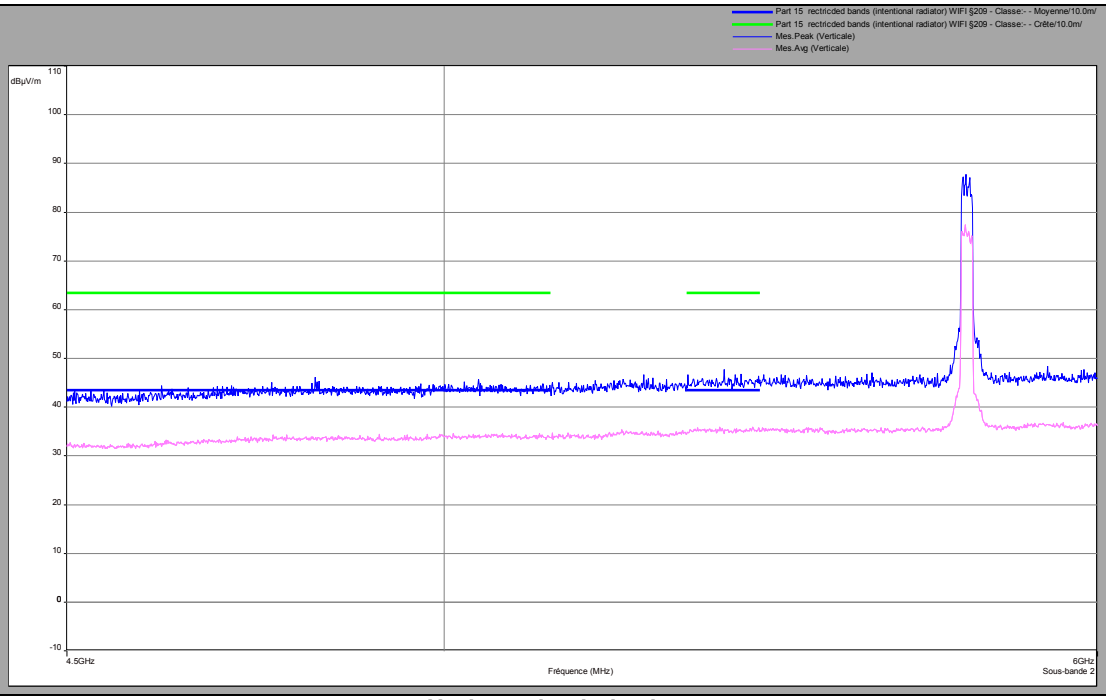

Horizontal polarization

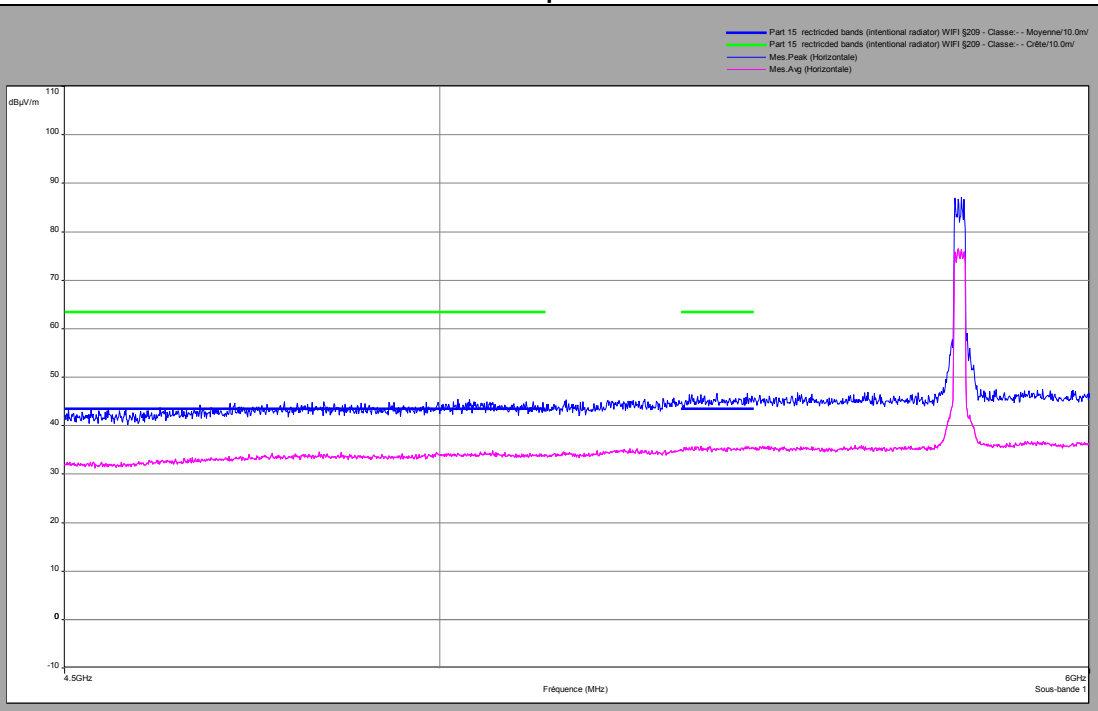

Above 1GHz
802.11n HT20/ac VHT20
C13
Vertical Polarization

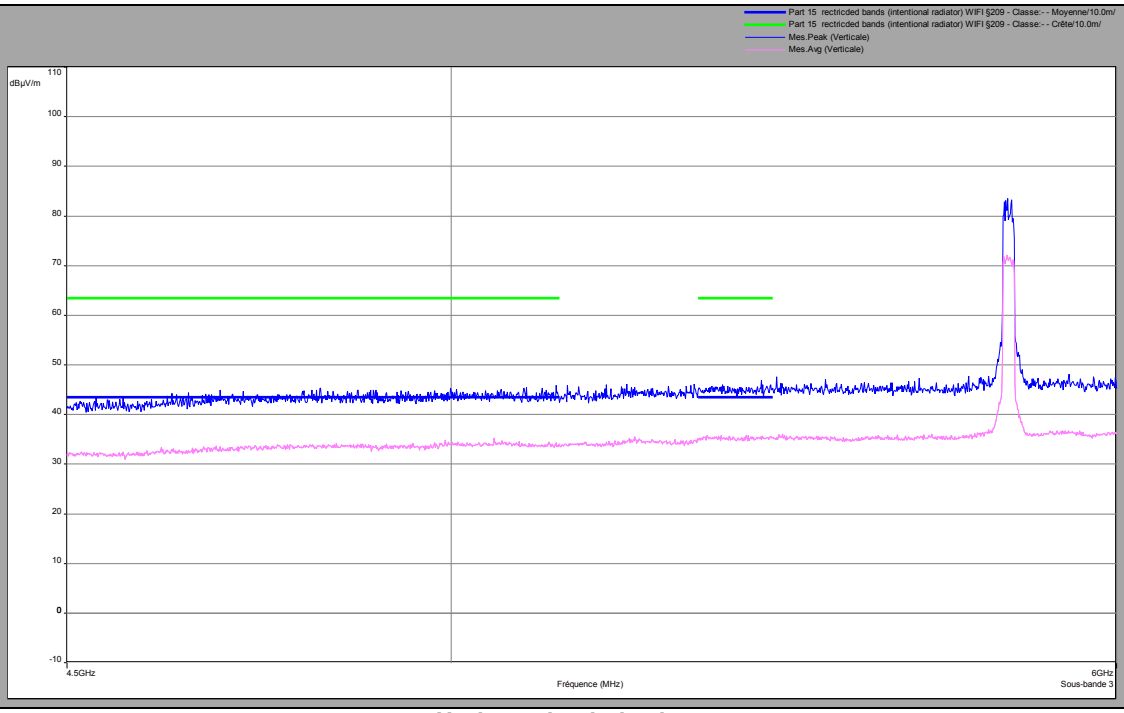

Horizontal polarization

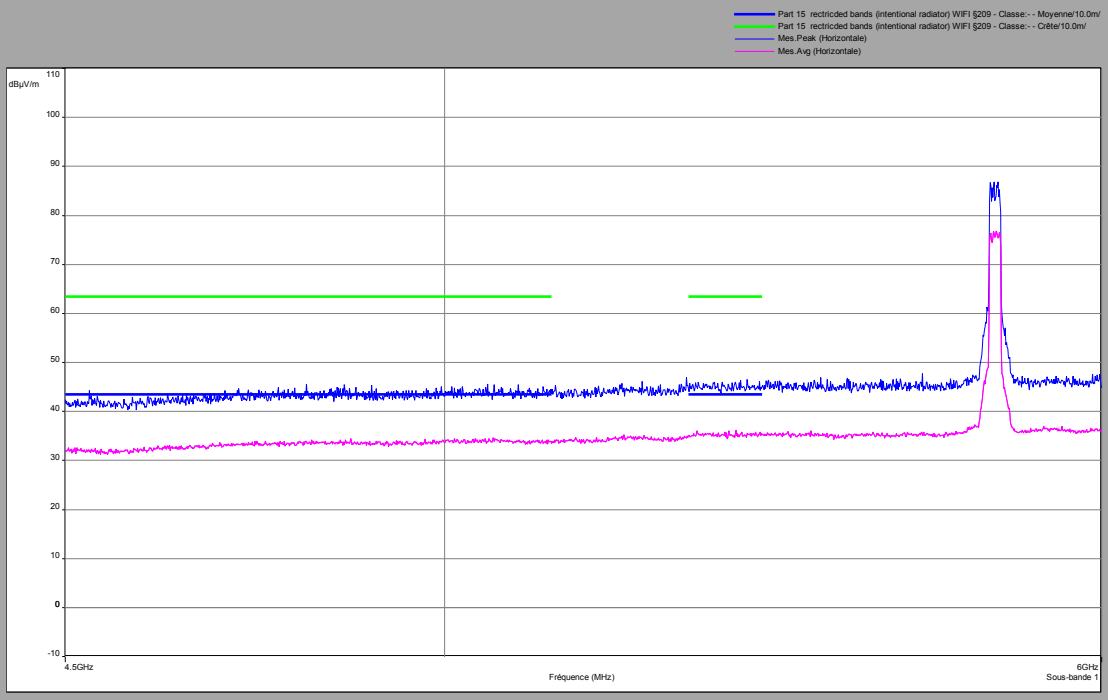

Above 1GHz
802.11n HT40/ac VHT40
C14
Vertical Polarization

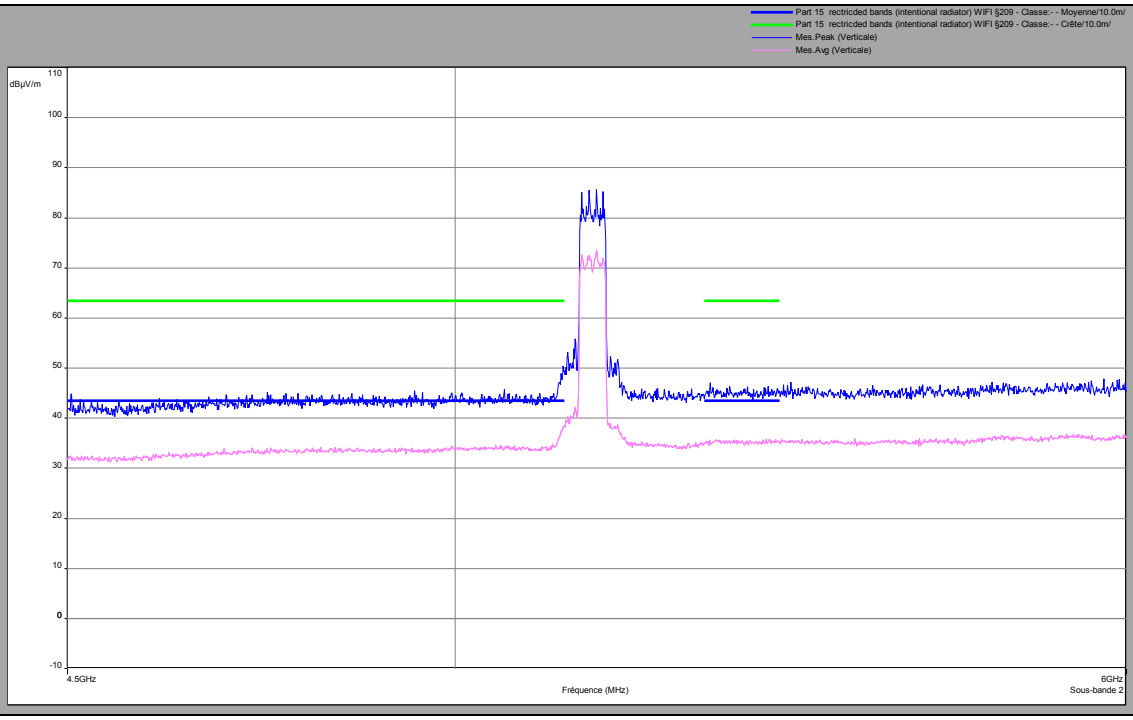

Horizontal polarization

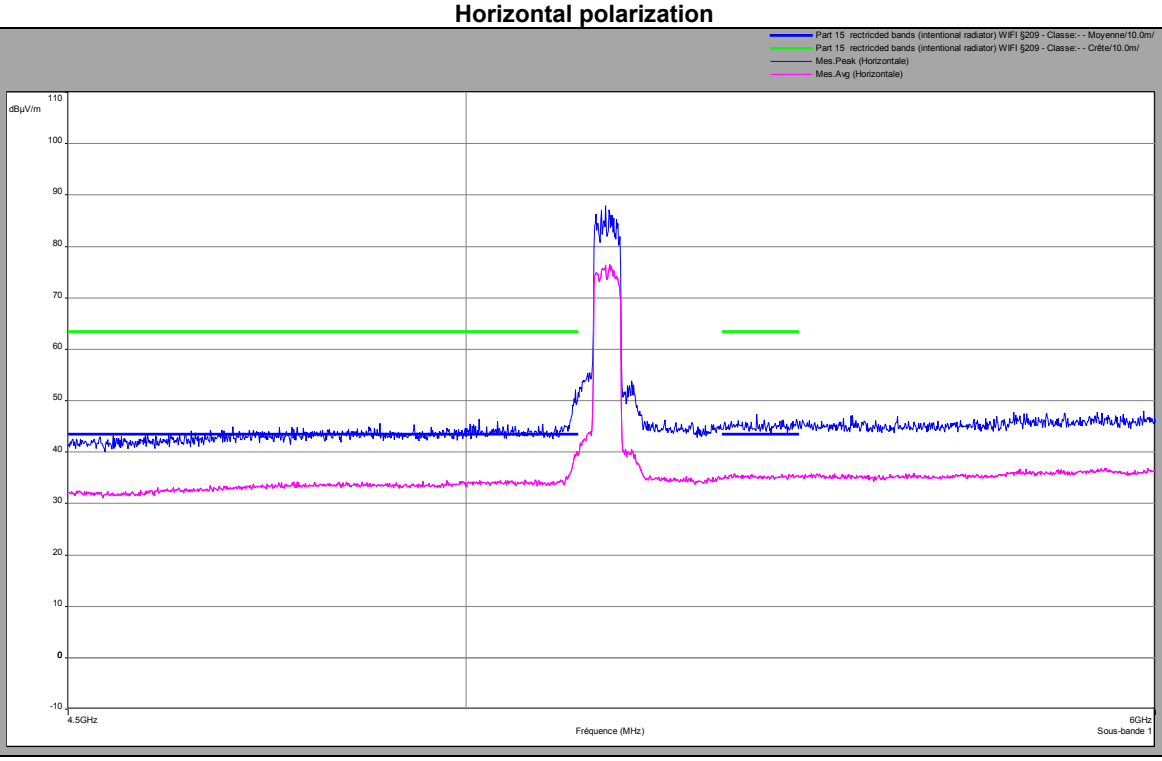

Above 1GHz
802.11n HT40/ac VHT40
C15
Vertical Polarization

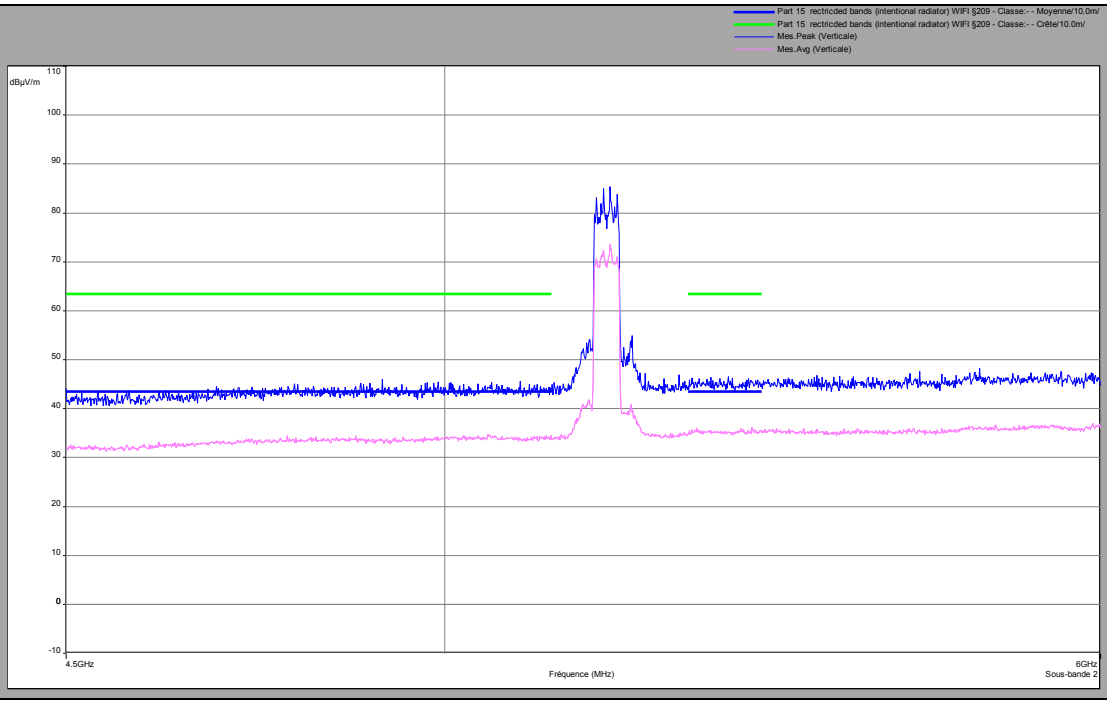

Horizontal polarization

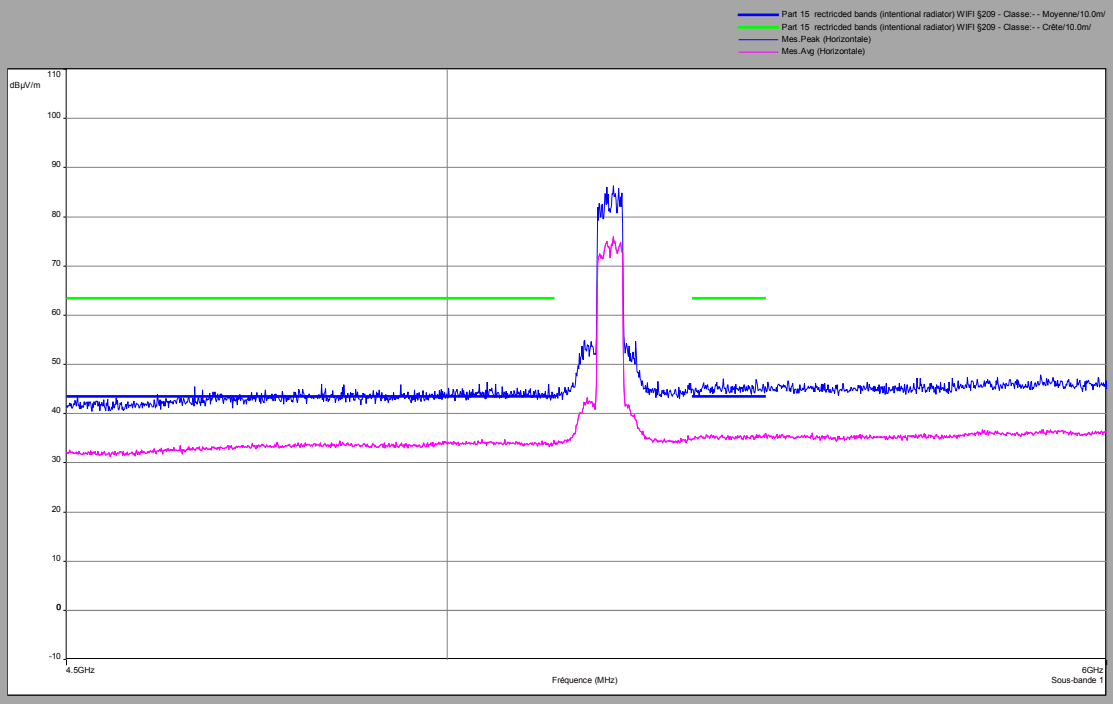

Above 1GHz
802.11n HT40/ac VHT40
C16
Vertical Polarization

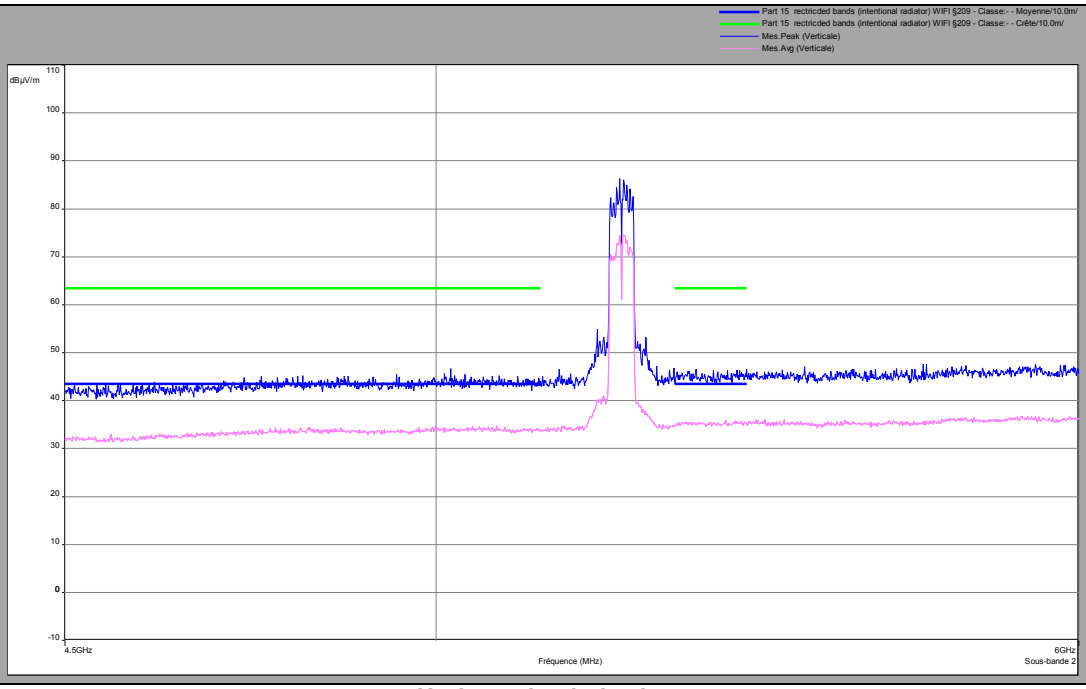

Horizontal polarization

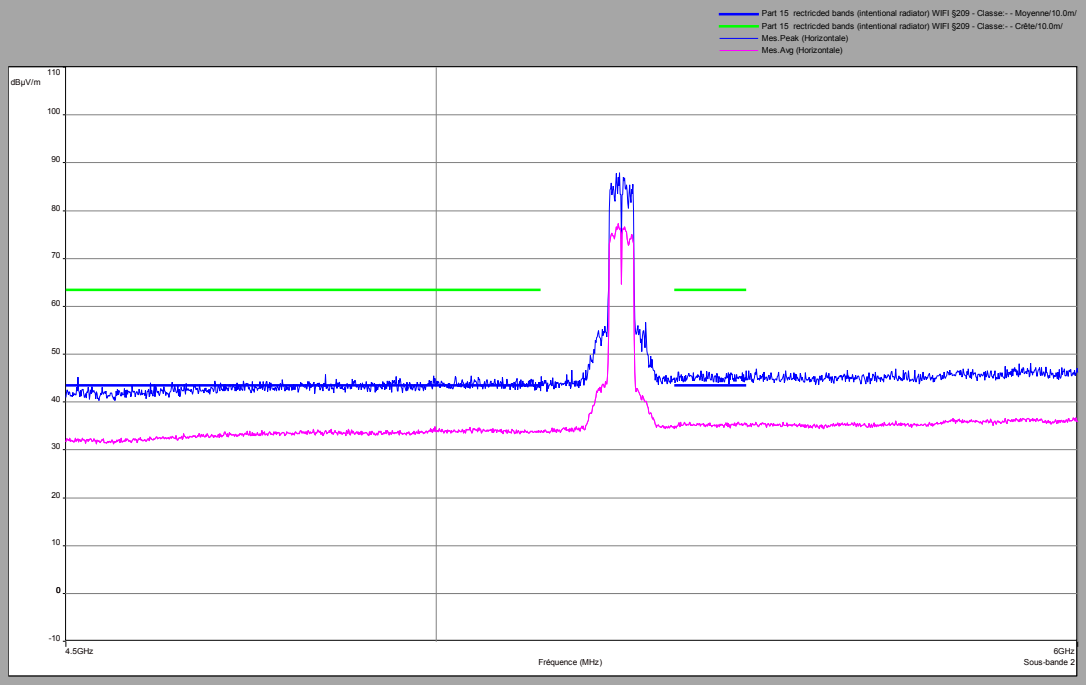

Above 1GHz
802.11n HT40/ac VHT40
C17
Vertical Polarization

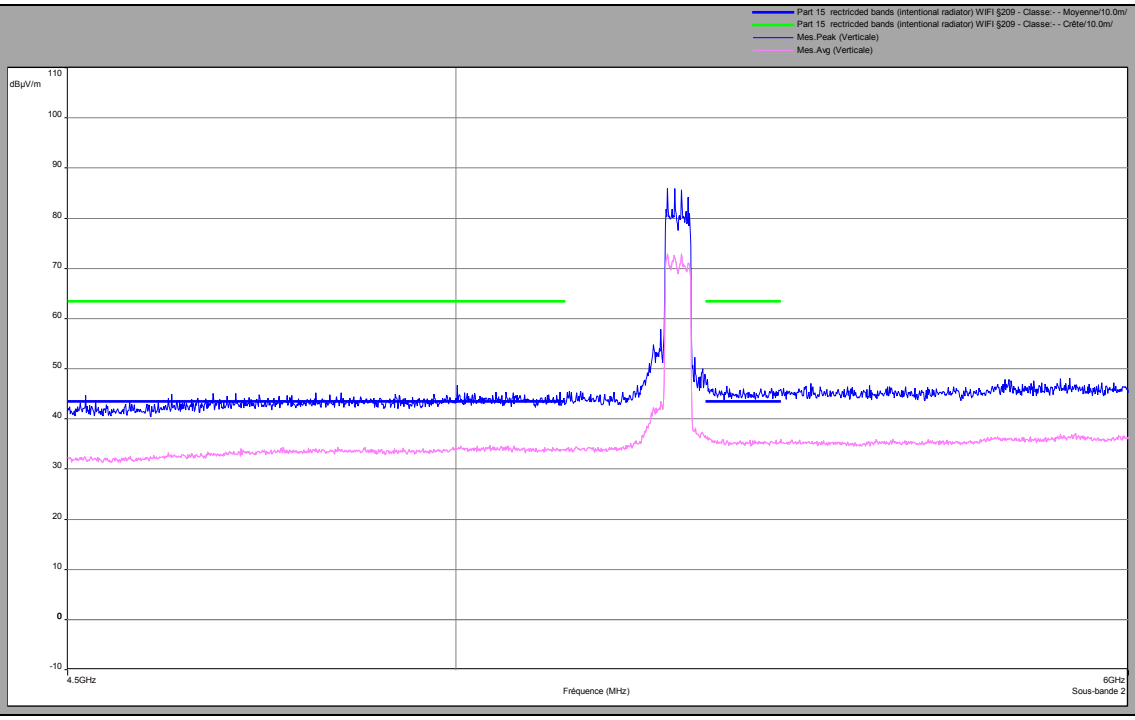

Horizontal polarization

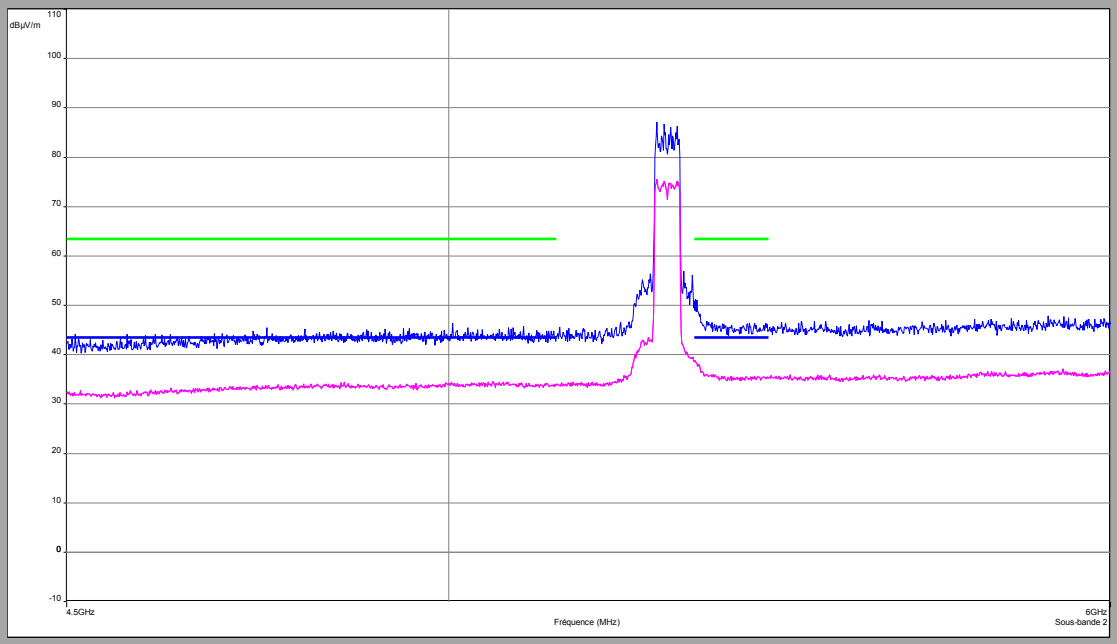

Above 1GHz
802.11n HT40/ac VHT40
C18
Vertical Polarization

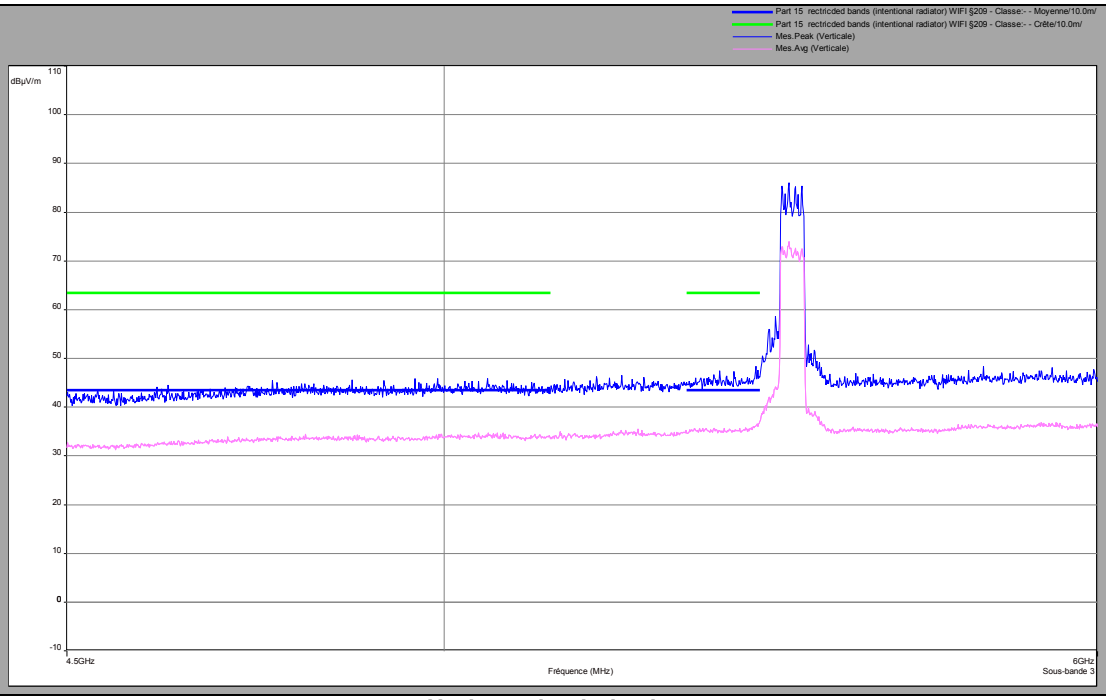

Horizontal polarization

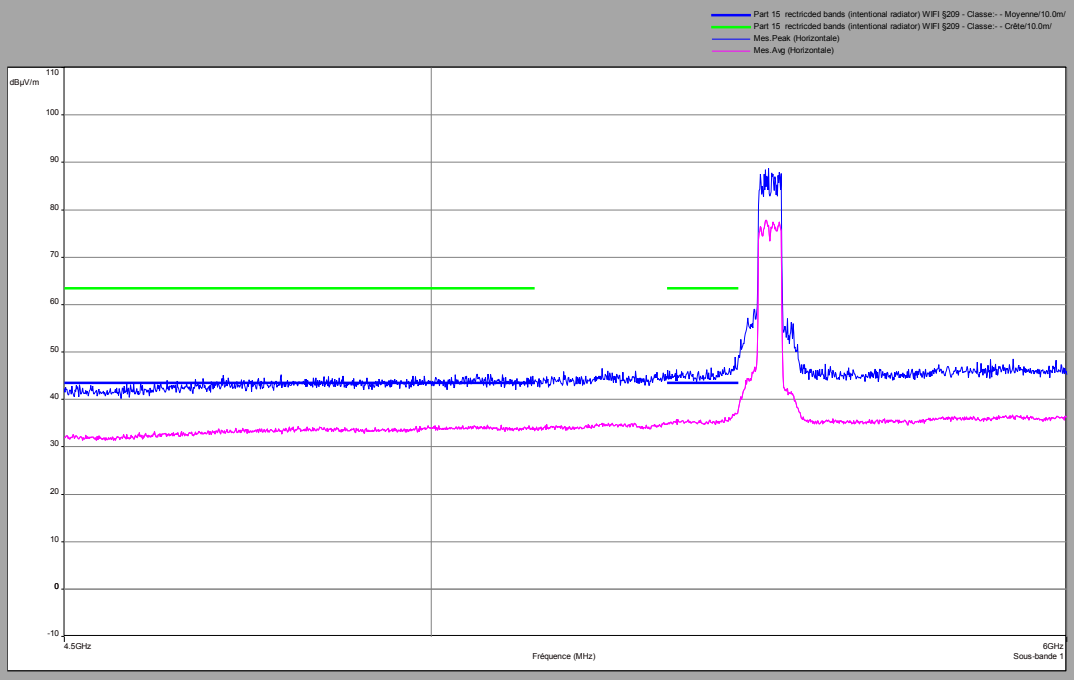

Above 1GHz
802.11n HT40/ac VHT40
C19
Vertical Polarization

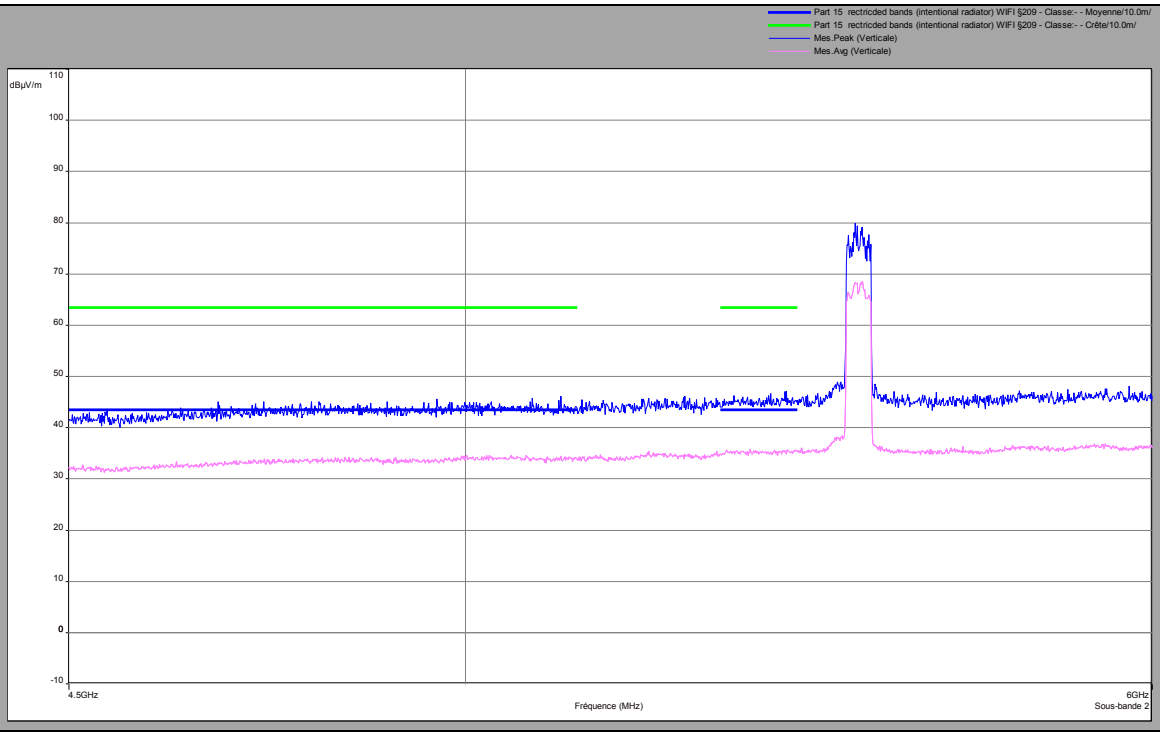

Horizontal polarization

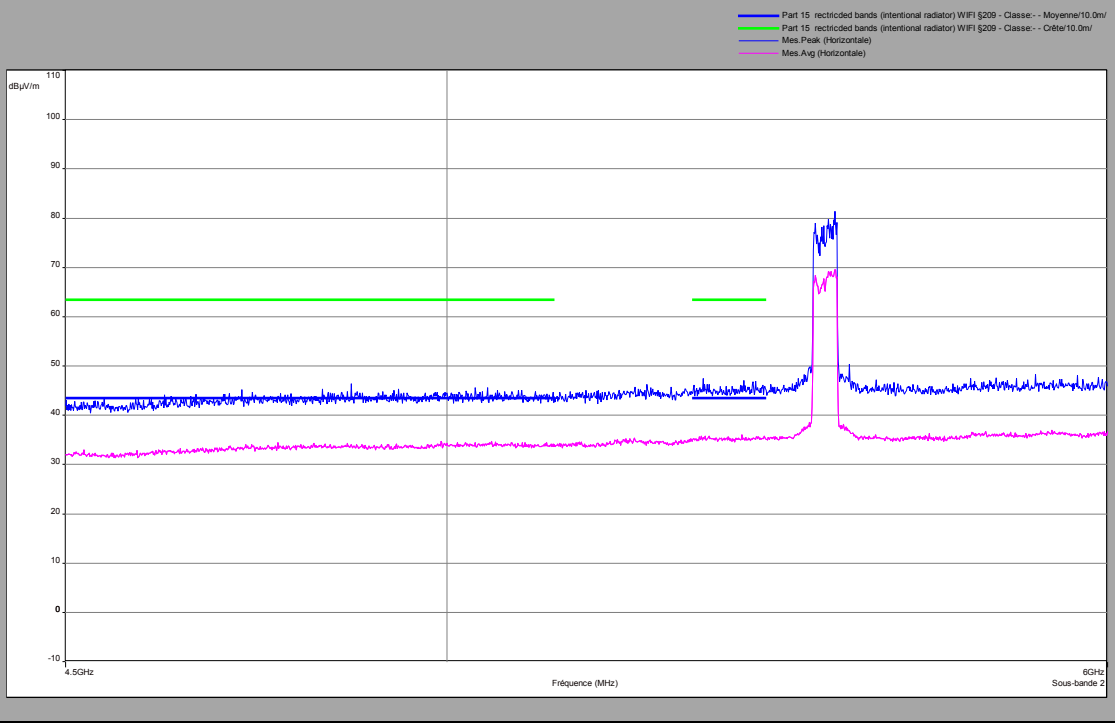

Above 1GHz
802.11n HT40/ac VHT40
C20
Vertical Polarization

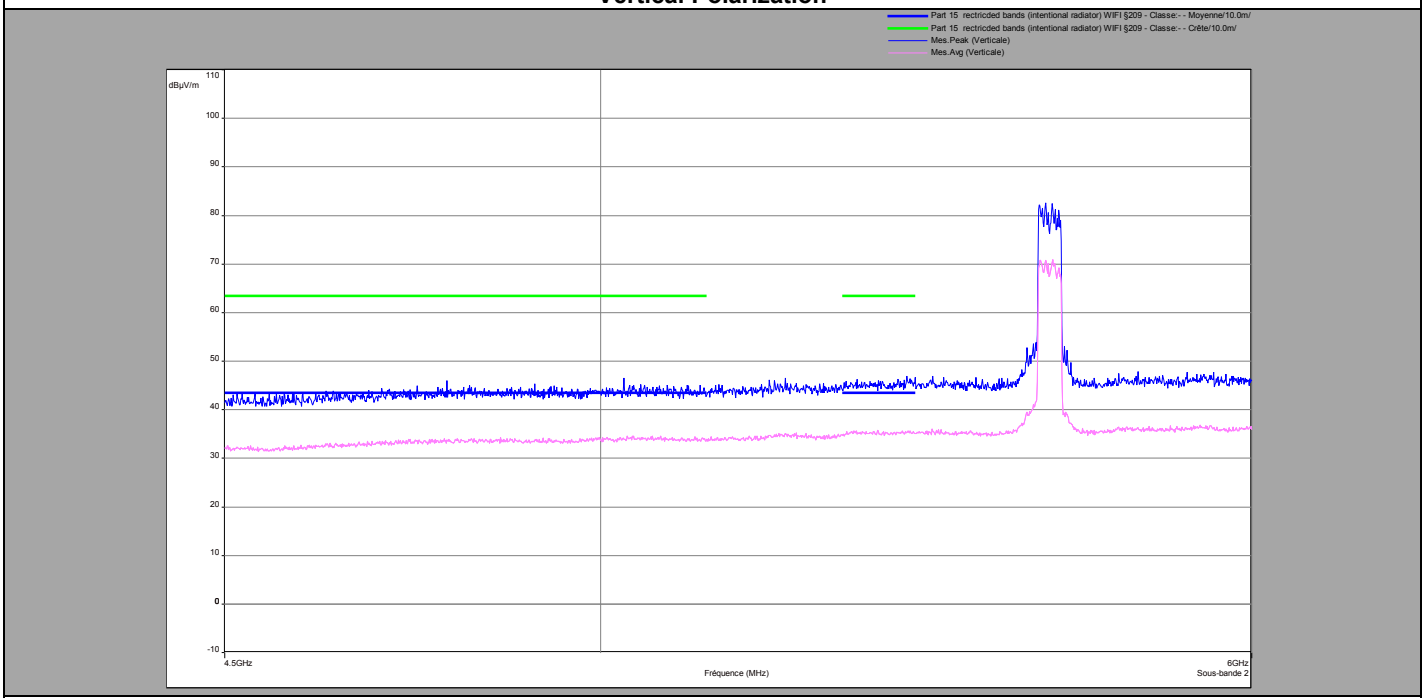

Horizontal polarization

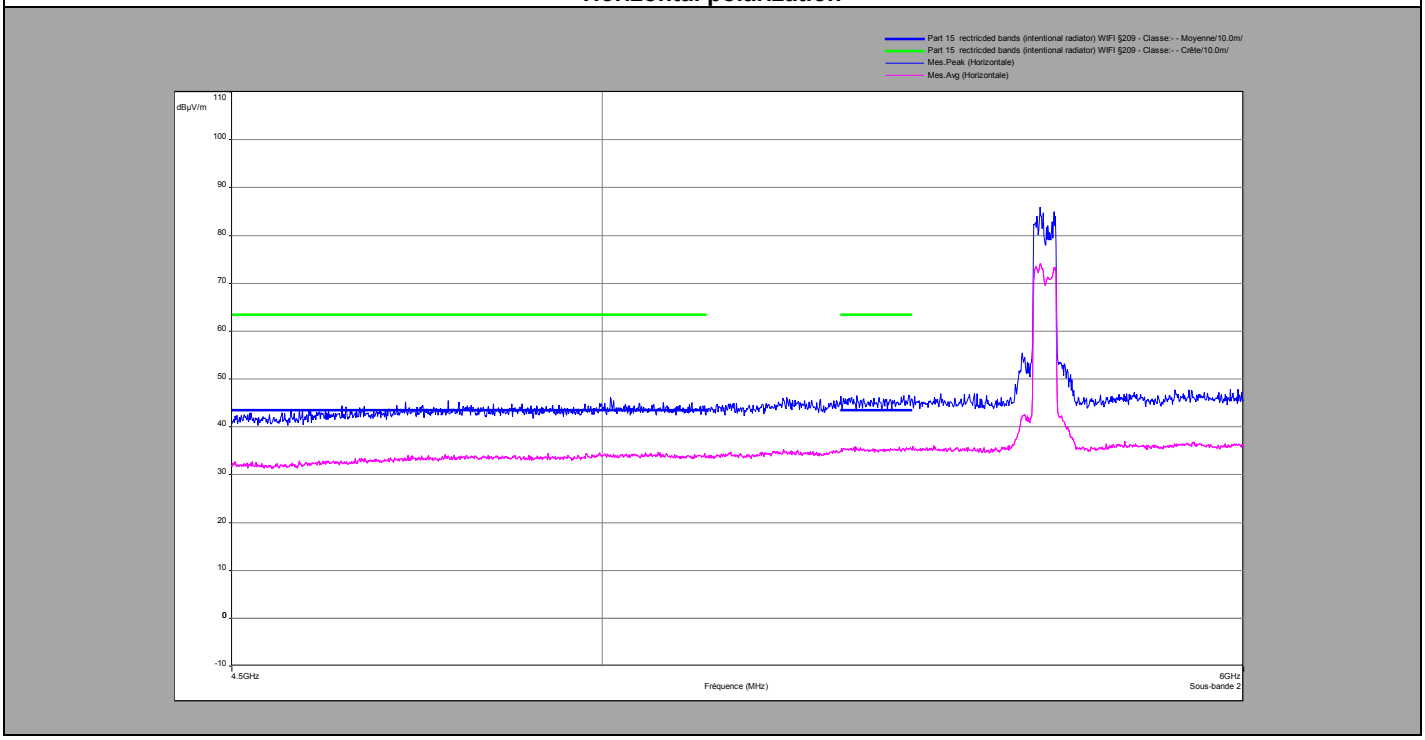

Above 1GHz
802.11n HT40/ac VHT40
C21
Vertical Polarization

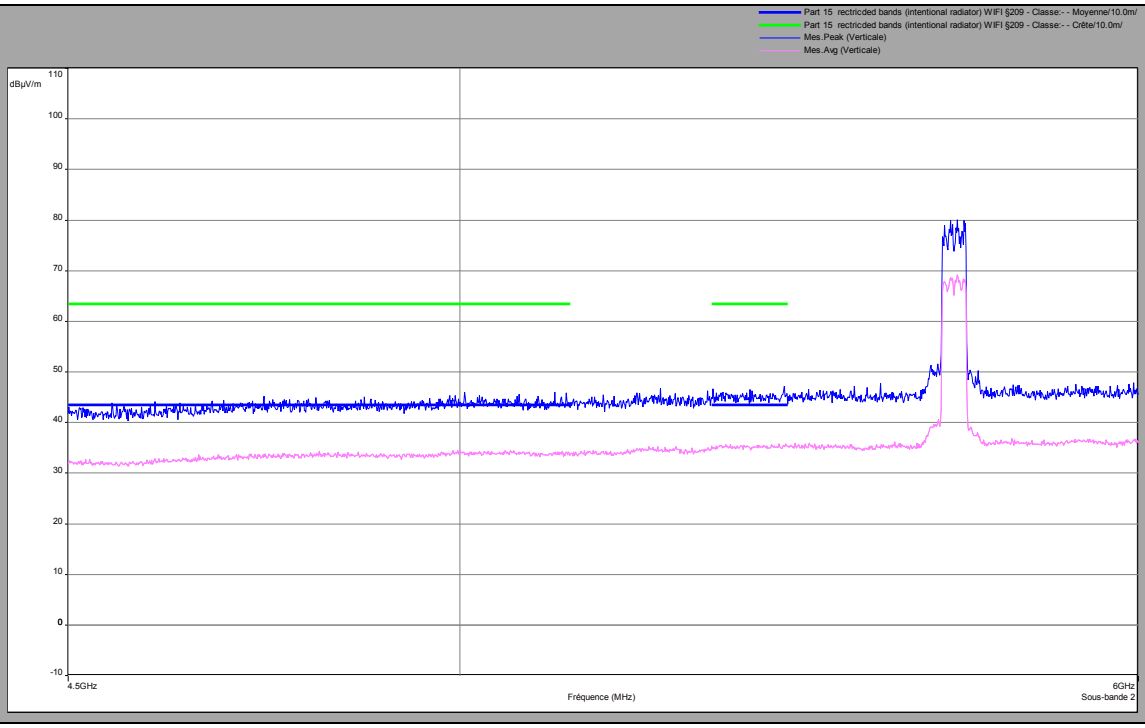

Horizontal polarization

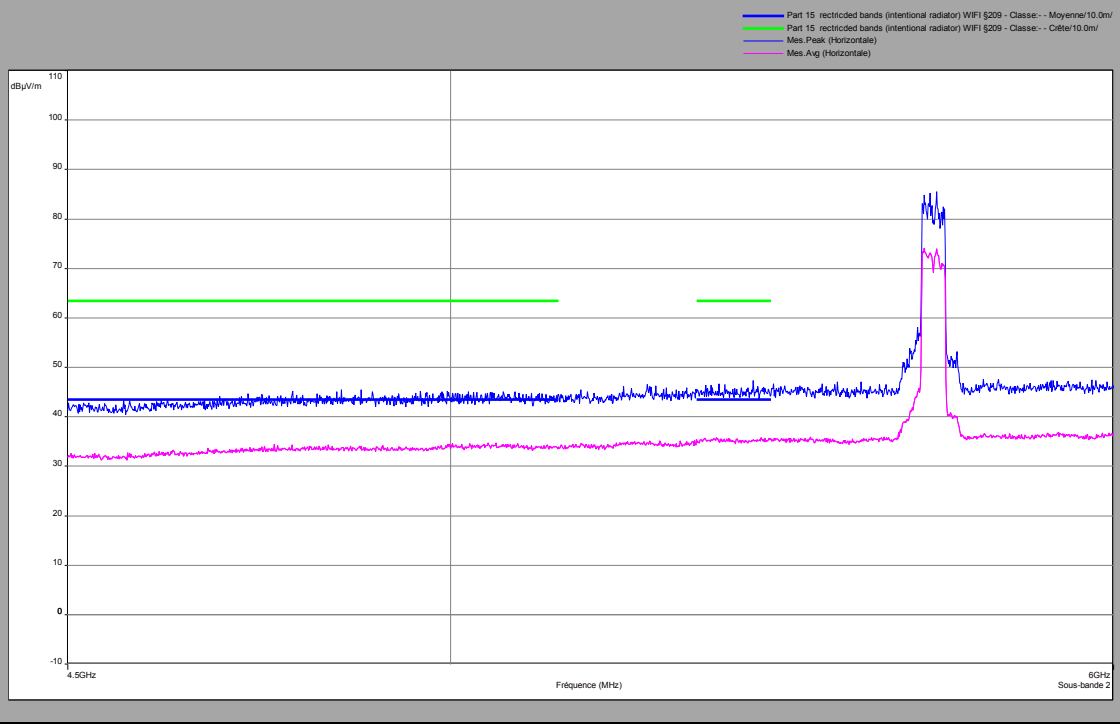

Above 1GHz
802.11n HT40/ac VHT40
C22
Vertical Polarization

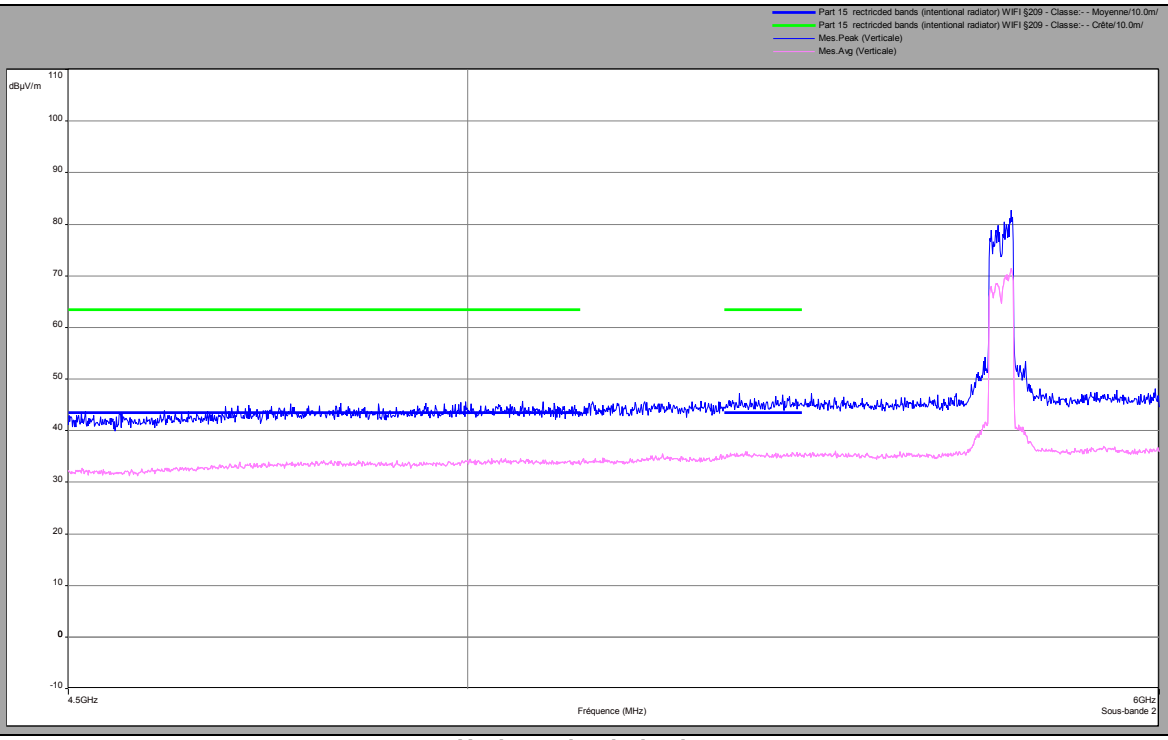

Horizontal polarization

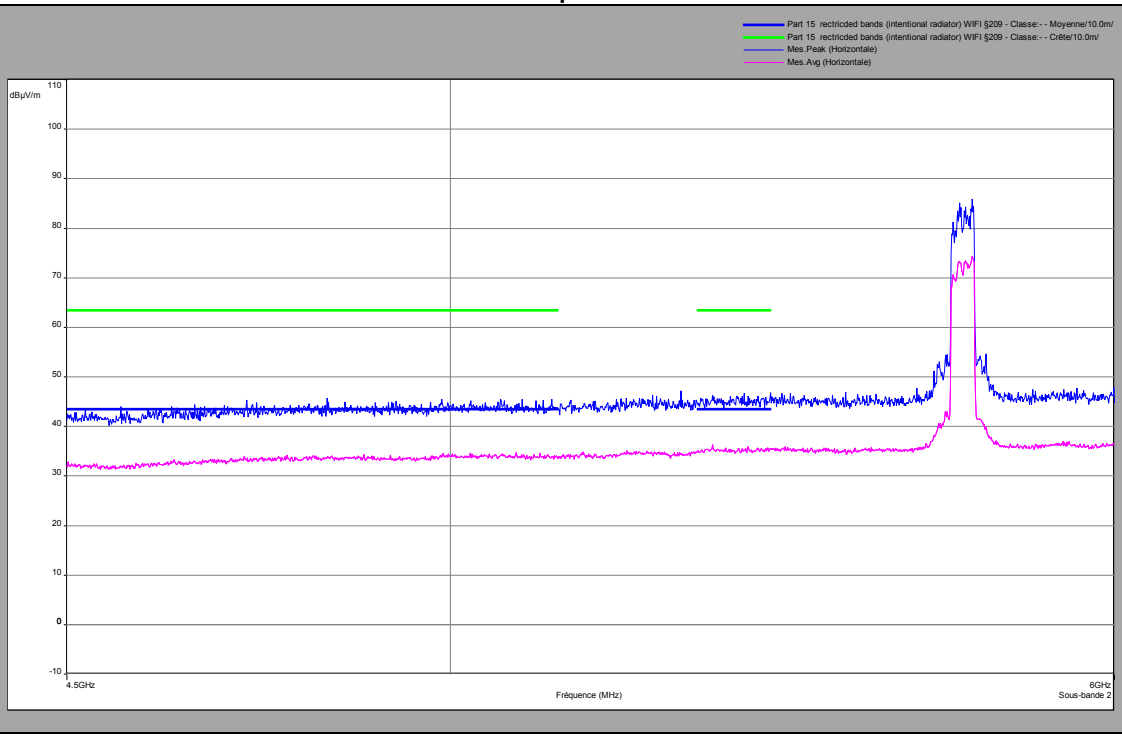

Above 1GHz
802.11n HT40/ac VHT40
C23
Vertical Polarization

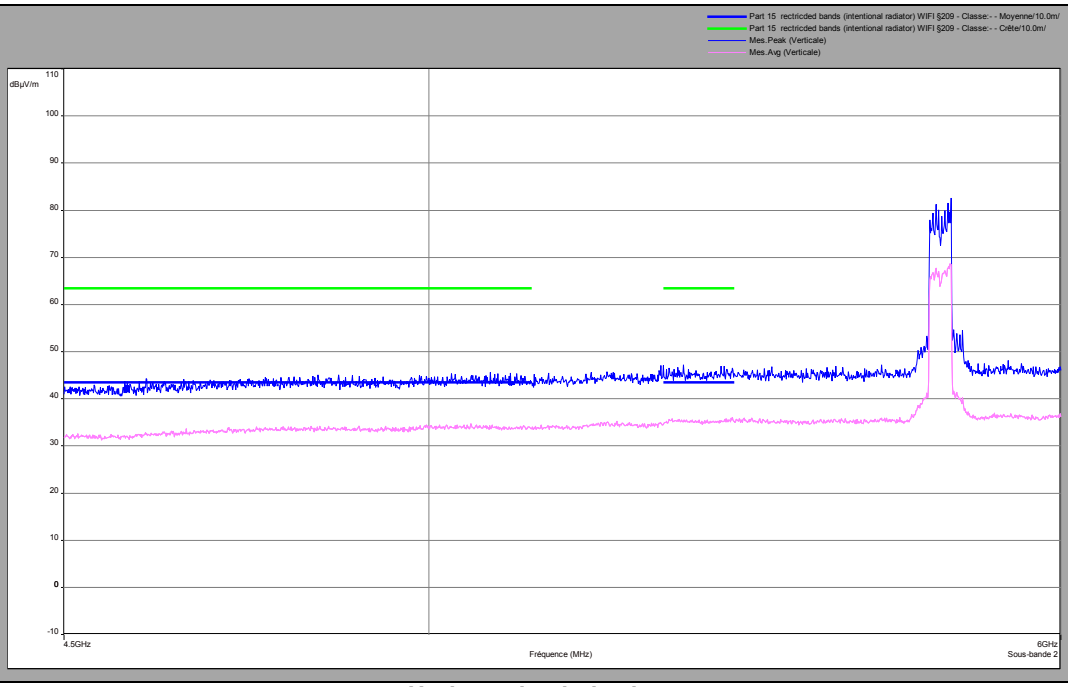

Horizontal polarization

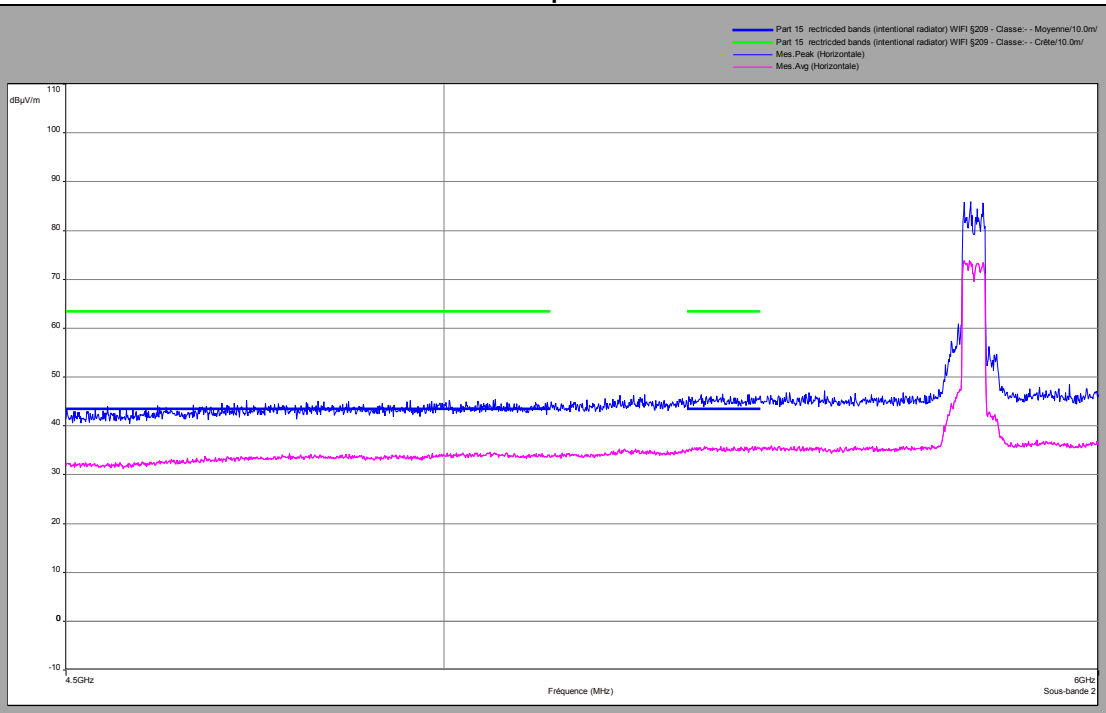

Above 1GHz
802.11ac VHT80
C24
Vertical Polarization

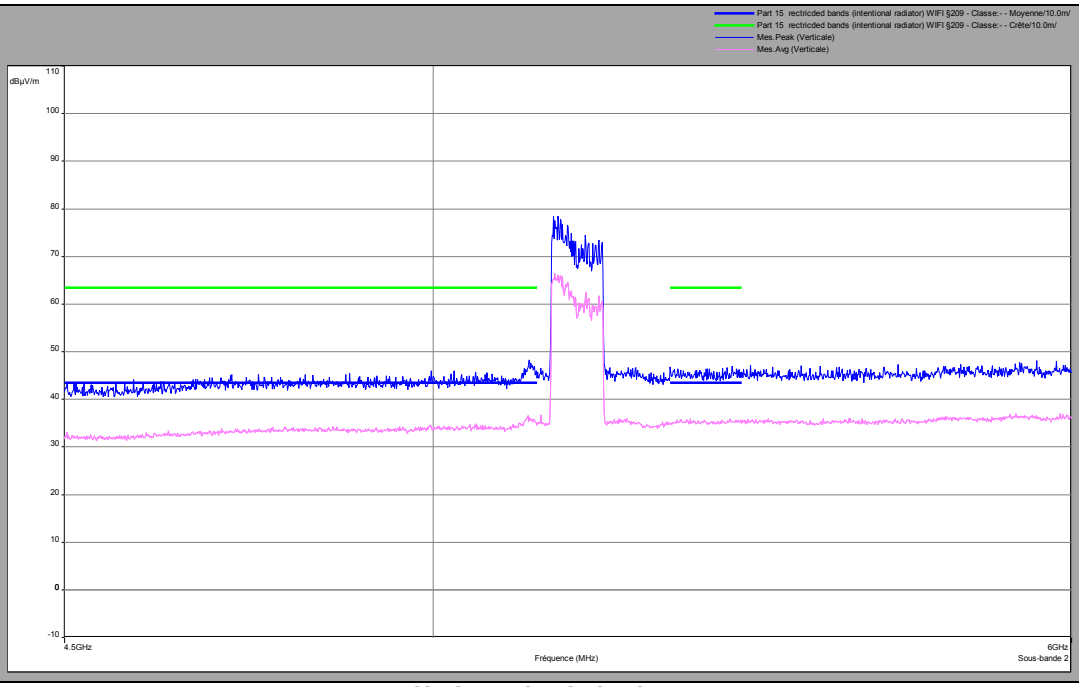

Horizontal polarization

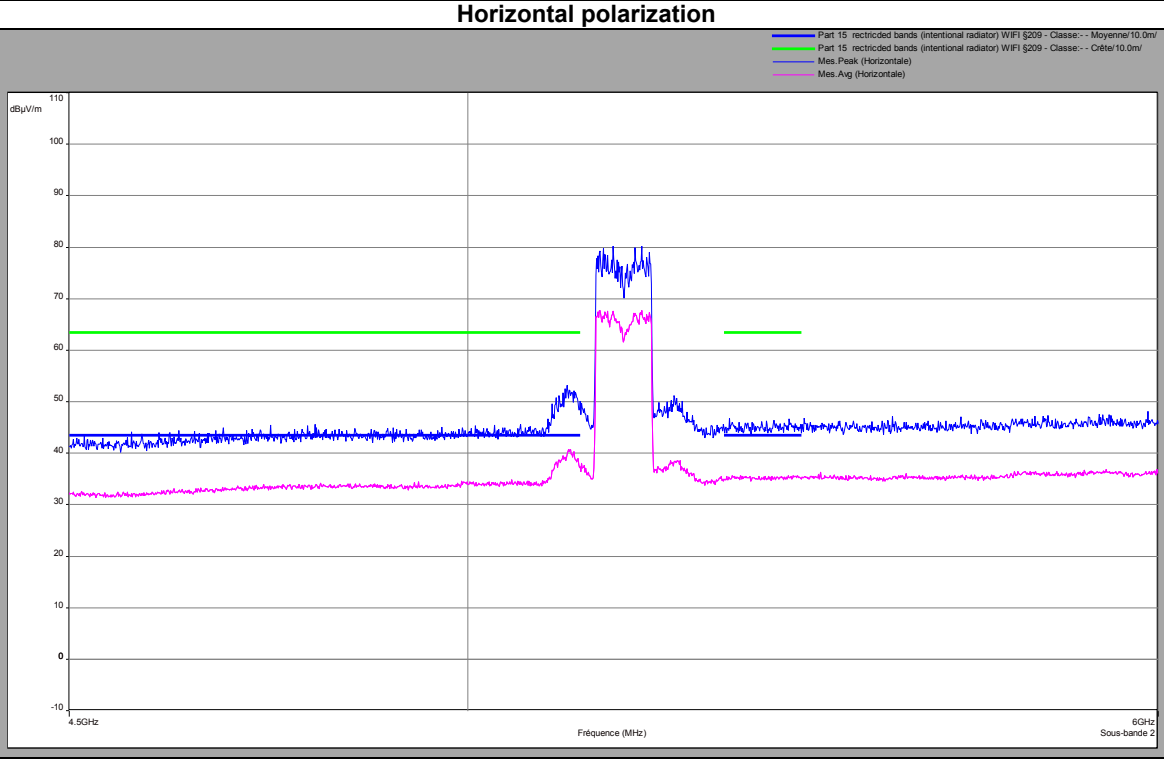

Above 1GHz
802.11ac VHT80
C25
Vertical Polarization

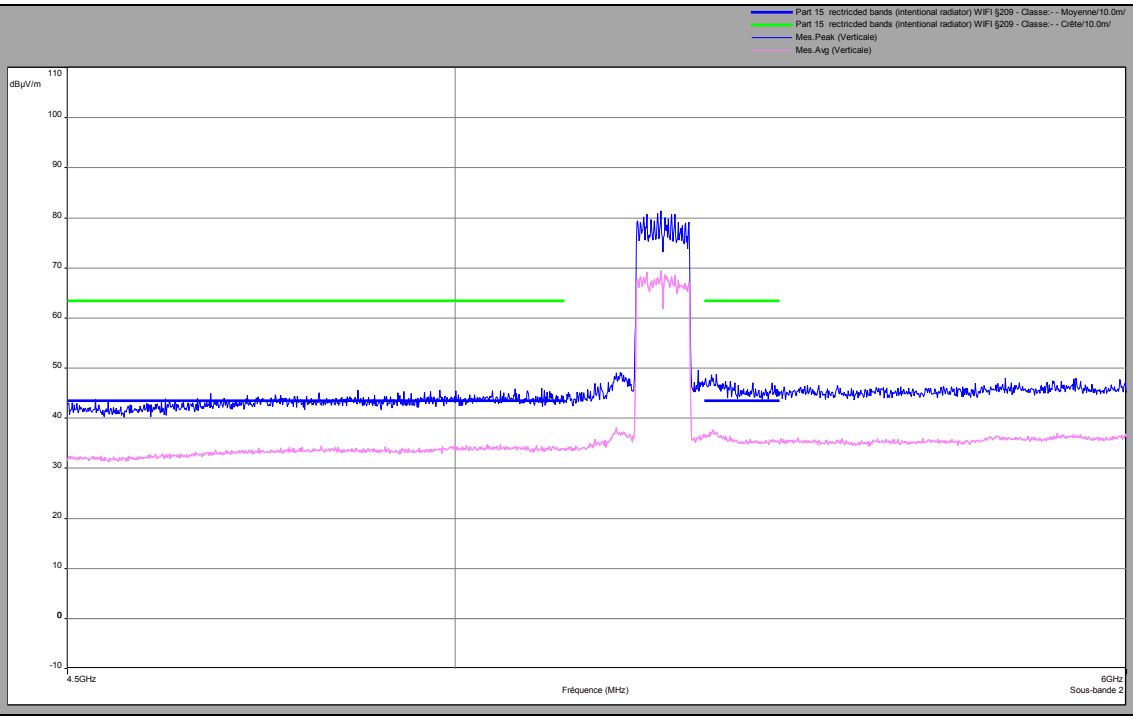

Horizontal polarization

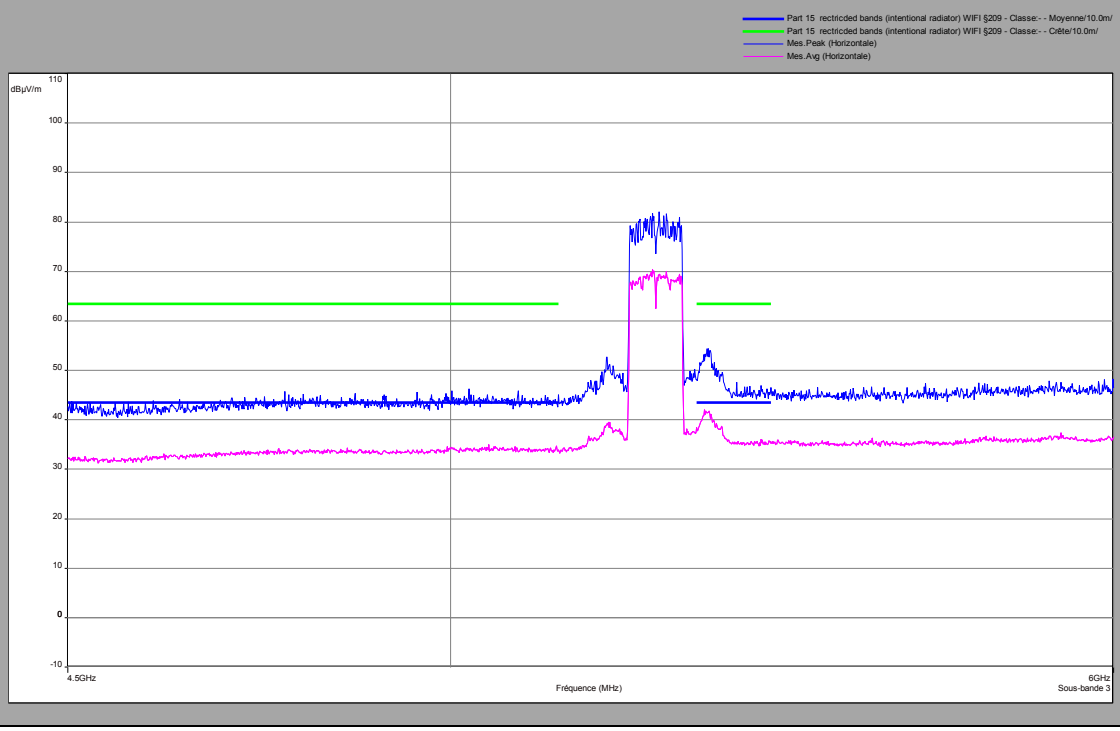

Above 1GHz
802.11ac VHT80
C26
Vertical Polarization

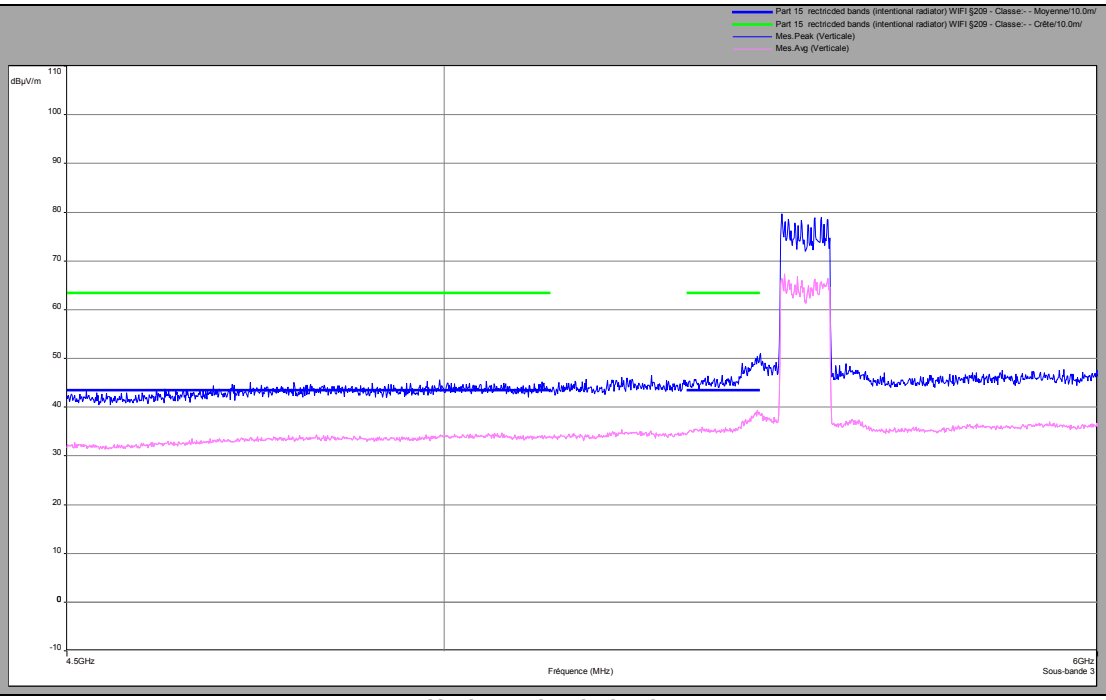

Horizontal polarization

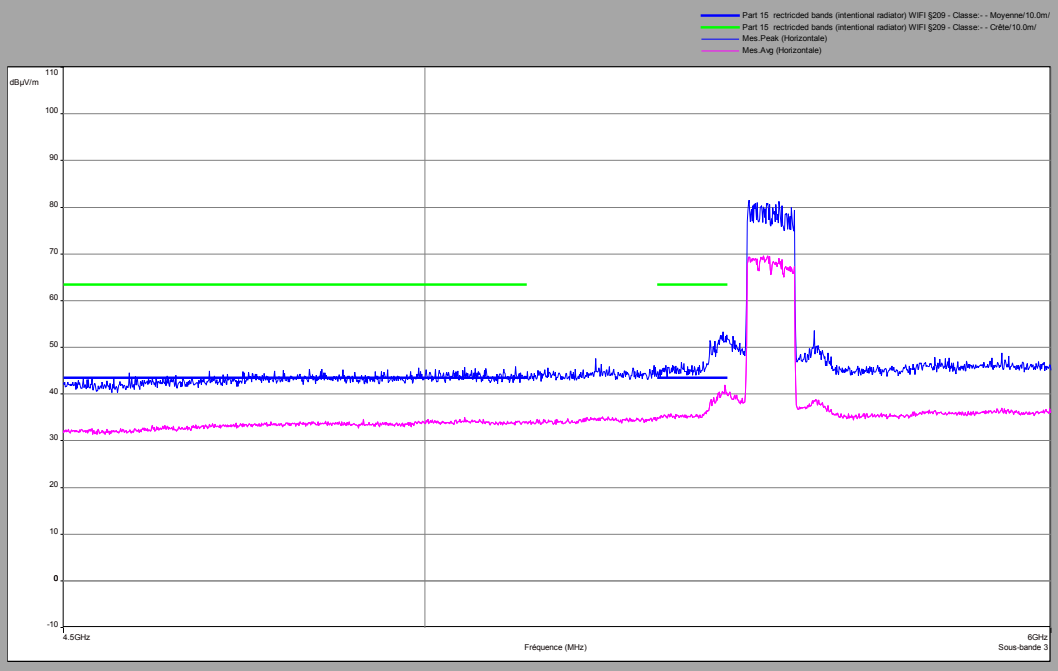

Above 1GHz
802.11ac VHT80
C28
Vertical Polarization

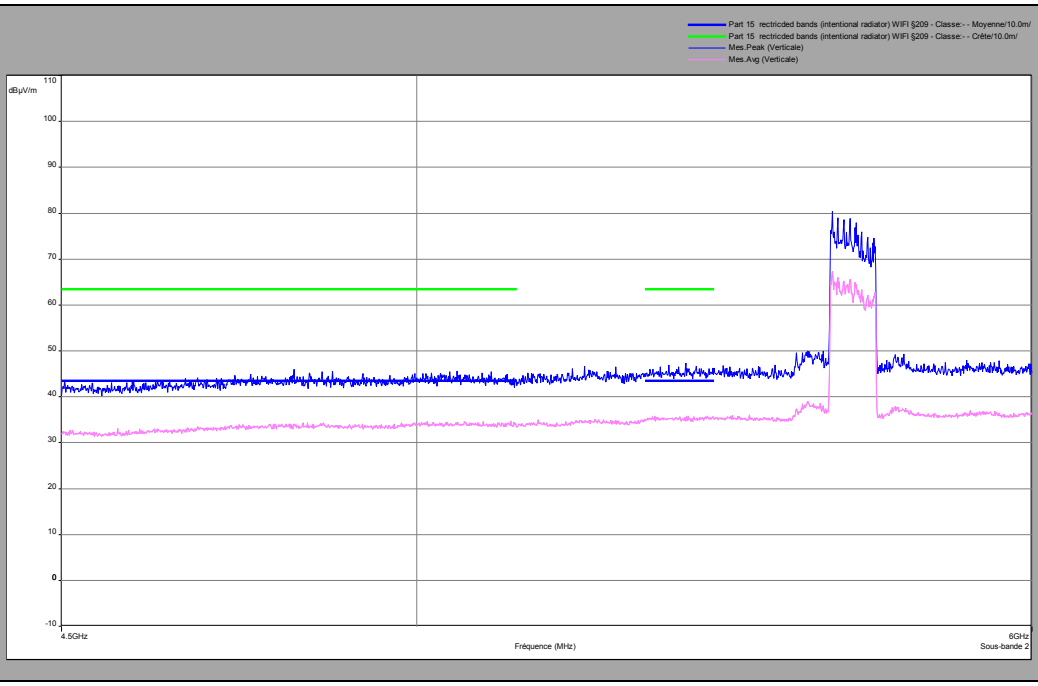

Horizontal polarization

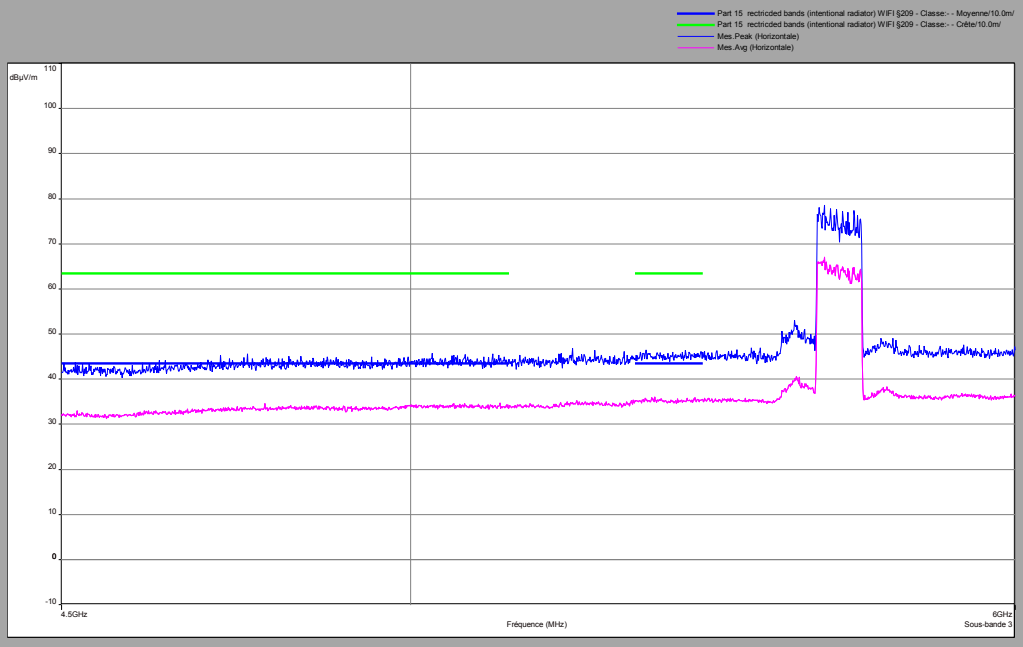

Above 1GHz
802.11ac VHT80
C29
Vertical Polarization

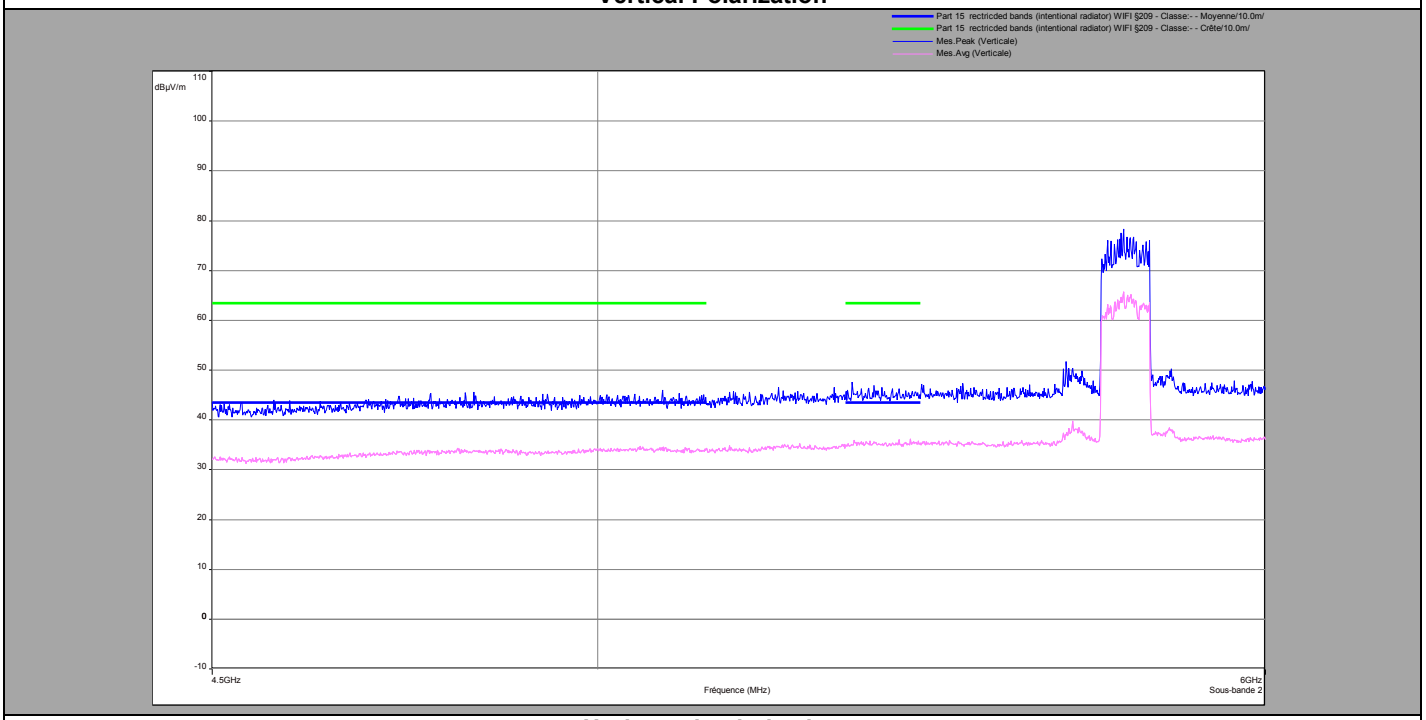

Horizontal polarization

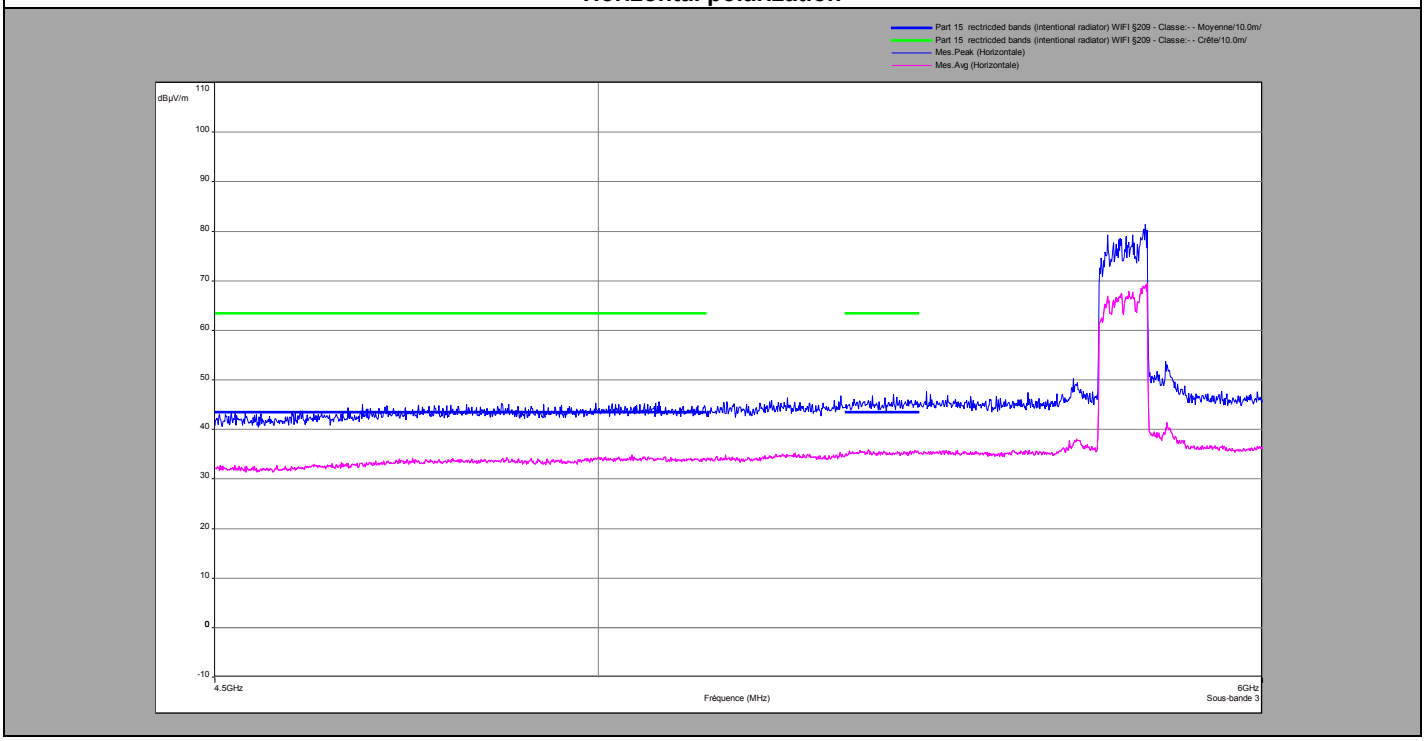

Below 1GHz			
Polarization	**Frequency (MHz)**	**QPeak Level (dBµV/m)**	**Limit (dBµV/m)**
Vertical	30.6	22.27	29.5
Vertical	33.5	20.67	29.5
Vertical	36.2	19.95	29.5
Vertical	39.6	22.14	29.5
Vertical	42.1	20.89	29.5
Vertical	43.5	19.67	29.5
Vertical	45.8	16.89	29.5
Vertical	47.8	22.65	29.5
Vertical	49.8	25.68	29.5
Vertical	51.8	25.84	29.5
Vertical	53.6	26.61	29.5
Vertical	55.3	27.61	29.5
Vertical	56	24.68	29.5
Vertical	57.5	23.22	29.5
Vertical	58.7	23.76	29.5
Vertical	60.6	19.94	29.5
Vertical	63.6	23.53	29.5
Vertical	101.9	20.42	33
Vertical	104.9	20.98	33
Vertical	107.3	25	33
Vertical	108.8	19.88	33
Vertical	110.3	19.41	33
Vertical	111.1	23.63	33
Vertical	111.6	19.71	33
Vertical	113	22.4	33
Vertical	114.2	22.45	33
Vertical	117.1	21.35	33
Vertical	125	23.06	33
Vertical	150	24.55	33
Vertical	155.6	19.32	33
Vertical	159.1	18.99	33
Vertical	168	18.91	33
Vertical	178.9	21.58	33
Vertical	185	23.56	33
Vertical	194	18.81	33
Vertical	215.4	20.33	33
Vertical	250	28.35	35.5
Vertical	297	19.36	35.5
Vertical	309.5	19.43	35.5
Vertical	340	20.15	35.5
Vertical	375	25.39	35.5
Vertical	398.3	22.18	35.5
Vertical	500	25.94	35.5
Vertical	598	27.53	35.5
Vertical	700	28.91	35.5
Vertical	800	29.49	35.5
Vertical	891.1	25.66	35.5

Below 1GHz			
Polarization	**Frequency (MHz)**	**QPeak Level (dBµV/m)**	**Limit (dBµV/m)**
Horizontal	108.8	19.57	33
Horizontal	111.6	17.53	33
Horizontal	125	22.1	33
Horizontal	145.9	19.81	33
Horizontal	150.2	20.34	33
Horizontal	157.6	20.28	33
Horizontal	159.1	18.18	33
Horizontal	175.4	23.24	33
Horizontal	214.7	20.13	33
Horizontal	250	30.09	35.5
Horizontal	296.3	24.05	35.5
Horizontal	375	26.05	35.5
Horizontal	398.4	21.98	35.5
Horizontal	500	25.74	35.5

Above 1GHz								
802.11n HT20/ac VHT20								
C1								
Polarization	**Frequency (MHz)**	**Average Level (dBµV/m)**	**Average Level + Duty Cycle (dBµV/m)**	**Average Limit (dBµV/m)**	**Peak Level (dBµV/m)**	**Peak Level (dBm)**	**Peak Limit (dBµV/m)**	**Peak Limit (dBm)**
Vertical	1049,9	29,02	33,77	43,5	34,49	-50,28	63,5	-27
Vertical	1197,7	29,58	34,33	43,5	38,51	-46,26	63,5	-27
Vertical	1250	30,64	35,39	43,5	39,77	-45	63,5	-27
Vertical	1395,3	32,05	36,8	43,5	36,48	-48,29	63,5	-27
Vertical	1497	32,46	37,21	43,5	41,89	-42,88	63,5	-27
Vertical	1520,3	27,65	32,4	43,5	29,81	-54,96	63,5	-27
Vertical	1600	32,4	37,15	43,5	42,96	-41,81	63,5	-27
Vertical	1800	30,8	35,55	43,5	38,77	-46	63,5	-27
Vertical	1920	30,79	35,54	43,5	39,61	-45,16	63,5	-27
Vertical	2000	30,57	35,32	43,5	44,63	-40,14	63,5	-27
Vertical	5150	34,3	39,05	43,5	45	-39,77	63,5	-27
Vertical	5350	35	39,75	43,5	45	-39,77	63,5	-27
Horizontal	1130,3	29,29	34,04	43,5	28,91	-55,86	63,5	-27
Horizontal	1200	30,12	34,87	43,5	39,37	-45,4	63,5	-27
Horizontal	1250	30,95	35,7	43,5	37,72	-47,05	63,5	-27
Horizontal	1397,4	33,28	38,03	43,5	36,13	-48,64	63,5	-27
Horizontal	5150	34,6	39,35	43,5	46,4	-38,37	63,5	-27
Horizontal	5350	35,2	39,95	43,5	45,7	-39,07	63,5	-27

Above 1GHz								
802.11n HT20/ac VHT20								
C2								
Polarization	**Frequency (MHz)**	**Average Level (dBµV/m)**	**Average Level + Duty Cycle (dBµV/m)**	**Average Limit (dBµV/m)**	**Peak Level (dBµV/m)**	**Peak Level (dBm)**	**Peak Limit (dBµV/m)**	**Peak Limit (dBm)**
Vertical	1049.9	29.02	33,77	43,5	34.49	-50,28	63,5	-27
Vertical	1197.7	29.58	34,33	43,5	38.51	-46,26	63,5	-27
Vertical	1250	30.64	35,39	43,5	39.77	-45	63,5	-27
Vertical	1395.3	32.05	36,8	43,5	36.48	-48,29	63,5	-27
Vertical	1497	32.46	37,21	43,5	41.89	-42,88	63,5	-27
Vertical	1520.3	27.65	32,4	43,5	29.81	-54,96	63,5	-27
Vertical	1600	32.4	37,15	43,5	42.96	-41,81	63,5	-27
Vertical	1800	30.8	35,55	43,5	38.77	-46	63,5	-27
Vertical	1920	30.79	35,54	43,5	39.61	-45,16	63,5	-27
Vertical	2000	30.57	35,32	43,5	44.63	-40,14	63,5	-27
Vertical	5150	34.6	39,35	43,5	46.4	-38,37	63,5	-27
Vertical	5350	35.2	39,95	43,5	45.7	-39,07	63,5	-27
Horizontal	1130.3	29.29	34,04	43,5	28.91	-55,86	63,5	-27
Horizontal	1200	30.12	34,87	43,5	39.37	-45,4	63,5	-27
Horizontal	1250	30.95	35,7	43,5	37.72	-47,05	63,5	-27
Horizontal	1397.4	33.28	38,03	43,5	36.13	-48,64	63,5	-27
Horizontal	5150	34	38,75	43,5	45	-39,77	63,5	-27
Horizontal	5350	35	39,75	43,5	46.6	-38,17	63,5	-27

Above 1GHz								
802.11n HT20/ac VHT20								
C3								
Polarization	**Frequency (MHz)**	**Average Level (dBµV/m)**	**Average Level + Duty Cycle (dBµV/m)**	**Average Limit (dBµV/m)**	**Peak Level (dBµV/m)**	**Peak Level (dBm)**	**Peak Limit (dBµV/m)**	**Peak Limit (dBm)**
Vertical	1049.9	29.02	33,77	43.5	34.49	-50,28	63.5	-27
Vertical	1197.7	29.58	34,33	43.5	38.51	-46,26	63.5	-27
Vertical	1250	30.64	35,39	43.5	39.77	-45	63.5	-27
Vertical	1395.3	32.05	36,8	43.5	36.48	-48,29	63.5	-27
Vertical	1497	32.46	37,21	43.5	41.89	-42,88	63.5	-27
Vertical	1520.3	27.65	32,4	43.5	29.81	-54,96	63.5	-27
Vertical	1600	32.4	37,15	43.5	42.96	-41,81	63.5	-27
Vertical	1800	30.8	35,55	43.5	38.77	-46	63.5	-27
Vertical	1920	30.79	35,54	43.5	39.61	-45,16	63.5	-27
Vertical	2000	30.57	35,32	43.5	44.63	-40,14	63.5	-27
Vertical	5150	33.2	37,95	43.5	44.8	-39,97	63.5	-27
Vertical	5350	35	39,75	43.5	46.6	-38,17	63.5	-27
Horizontal	1130.3	29.29	34,04	43.5	28.91	-55,86	63.5	-27
Horizontal	1200	30.12	34,87	43.5	39.37	-45,4	63.5	-27
Horizontal	1250	30.95	35,7	43.5	37.72	-47,05	63.5	-27
Horizontal	1397.4	33.28	38,03	43.5	36.13	-48,64	63.5	-27
Horizontal	5150	34	38,75	43.5	45.8	-38,97	63.5	-27
Horizontal	5350	35.4	40,15	43.5	46.5	-38,27	63.5	-27

Above 1GHz								
802.11n HT20/ac VHT20								
C4								
Polarization	Frequency (MHz)	Average Level (dBµV/m)	Average Level + Duty Cycle (dBµV/m)	Average Limit (dBµV/m)	Peak Level (dBµV/m)	Peak Level (dBm)	Peak Limit (dBµV/m)	Peak Limit (dBm)
Vertical	1049.9	29.02	33,77	43.5	34.49	-50,28	63.5	-27
Vertical	1197.7	29.58	34,33	43.5	38.51	-46,26	63.5	-27
Vertical	1250	30.64	35,39	43.5	39.77	-45	63.5	-27
Vertical	1395.3	32.05	36,8	43.5	36.48	-48,29	63.5	-27
Vertical	1497	32.46	37,21	43.5	41.89	-42,88	63.5	-27
Vertical	1520.3	27.65	32,4	43.5	29.81	-54,96	63.5	-27
Vertical	1600	32.4	37,15	43.5	42.96	-41,81	63.5	-27
Vertical	1800	30.8	35,55	43.5	38.77	-46	63.5	-27
Vertical	1920	30.79	35,54	43.5	39.61	-45,16	63.5	-27
Vertical	2000	30.57	35,32	43.5	44.63	-40,14	63.5	-27
Vertical	5150	33.6	38,35	43.5	46	-38,77	63.5	-27
Vertical	5350	36.2	40,95	43.5	46.2	-38,57	63.5	-27
Horizontal	1130.3	29.29	34,04	43.5	28.91	-55,86	63.5	-27
Horizontal	1200	30.12	34,87	43.5	39.37	-45,4	63.5	-27
Horizontal	1250	30.95	35,7	43.5	37.72	-47,05	63.5	-27
Horizontal	1397.4	33.28	38,03	43.5	36.13	-48,64	63.5	-27
Horizontal	5150	33.5	38,25	43.5	44	-40,77	63.5	-27
Horizontal	5350	35.3	40,05	43.5	46.8	-37,97	63.5	-27

Above 1GHz								
802.11n HT20/ac VHT20								
C5								
Polarization	**Frequency (MHz)**	**Average Level (dBµV/m)**	**Average Level + Duty Cycle (dBµV/m)**	**Average Limit (dBµV/m)**	**Peak Level (dBµV/m)**	**Peak Level (dBm)**	**Peak Limit (dBµV/m)**	**Peak Limit (dBm)**
Vertical	1049.9	29.02	33,77	43.5	34.49	-50,28	63.5	-27
Vertical	1197.7	29.58	34,33	43.5	38.51	-46,26	63.5	-27
Vertical	1250	30.64	35,39	43.5	39.77	-45	63.5	-27
Vertical	1395.3	32.05	36,8	43.5	36.48	-48,29	63.5	-27
Vertical	1497	32.46	37,21	43.5	41.89	-42,88	63.5	-27
Vertical	1520.3	27.65	32,4	43.5	29.81	-54,96	63.5	-27
Vertical	1600	32.4	37,15	43.5	42.96	-41,81	63.5	-27
Vertical	1800	30.8	35,55	43.5	38.77	-46	63.5	-27
Vertical	1920	30.79	35,54	43.5	39.61	-45,16	63.5	-27
Vertical	2000	30.57	35,32	43.5	44.63	-40,14	63.5	-27
Vertical	5150	32.3	37,05	43.5	44.6	-40,17	63.5	-27
Vertical	5350	35.3	40,05	43.5	44.8	-39,97	63.5	-27
Horizontal	1130.3	29.29	34,04	43.5	28.91	-55,86	63.5	-27
Horizontal	1200	30.12	34,87	43.5	39.37	-45,4	63.5	-27
Horizontal	1250	30.95	35,7	43.5	37.72	-47,05	63.5	-27
Horizontal	1397.4	33.28	38,03	43.5	36.13	-48,64	63.5	-27
Horizontal	5150	35.6	40,35	43.5	44.5	-40,27	63.5	-27
Horizontal	5350	35.6	40,35	43.5	46.7	-38,07	63.5	-27

Above 1GHz								
802.11n HT20/ac VHT20								
C6								
Polarization	**Frequency (MHz)**	**Average Level (dBµV/m)**	**Average Level + Duty Cycle (dBµV/m)**	**Average Limit (dBµV/m)**	**Peak Level (dBµV/m)**	**Peak Level (dBm)**	**Peak Limit (dBµV/m)**	**Peak Limit (dBm)**
Vertical	1049.9	29.02	33,77	43.5	34.49	-50,28	63.5	-27
Vertical	1197.7	29.58	34,33	43.5	38.51	-46,26	63.5	-27
Vertical	1250	30.64	35,39	43.5	39.77	-45	63.5	-27
Vertical	1395.3	32.05	36,8	43.5	36.48	-48,29	63.5	-27
Vertical	1497	32.46	37,21	43.5	41.89	-42,88	63.5	-27
Vertical	1520.3	27.65	32,4	43.5	29.81	-54,96	63.5	-27
Vertical	1600	32.4	37,15	43.5	42.96	-41,81	63.5	-27
Vertical	1800	30.8	35,55	43.5	38.77	-46	63.5	-27
Vertical	1920	30.79	35,54	43.5	39.61	-45,16	63.5	-27
Vertical	2000	30.57	35,32	43.5	44.63	-40,14	63.5	-27
Vertical	5150	35	39,75	43.5	46.5	-38,27	63.5	-27
Vertical	5350	34.9	39,65	43.5	46.5	-38,27	63.5	-27
Horizontal	1130.3	29.29	34,04	43.5	28.91	-55,86	63.5	-27
Horizontal	1200	30.12	34,87	43.5	39.37	-45,4	63.5	-27
Horizontal	1250	30.95	35,7	43.5	37.72	-47,05	63.5	-27
Horizontal	1397.4	33.28	38,03	43.5	36.13	-48,64	63.5	-27
Horizontal	5150	33.4	38,15	43.5	44.3	-40,47	63.5	-27
Horizontal	5350	35.3	40,05	43.5	46	-38,77	63.5	-27

Above 1GHz								
802.11n HT20/ac VHT20								
C7								
Polarization	Frequency (MHz)	Average Level (dBµV/m)	Average Level + Duty Cycle (dBµV/m)	Average Limit (dBµV/m)	Peak Level (dBµV/m)	Peak Level (dBm)	Peak Limit (dBµV/m)	Peak Limit (dBm)
Vertical	1049.9	29.02	33,77	43.5	34.49	-50,28	63.5	-27
Vertical	1197.7	29.58	34,33	43.5	38.51	-46,26	63.5	-27
Vertical	1250	30.64	35,39	43.5	39.77	-45	63.5	-27
Vertical	1395.3	32.05	36,8	43.5	36.48	-48,29	63.5	-27
Vertical	1497	32.46	37,21	43.5	41.89	-42,88	63.5	-27
Vertical	1520.3	27.65	32,4	43.5	29.81	-54,96	63.5	-27
Vertical	1600	32.4	37,15	43.5	42.96	-41,81	63.5	-27
Vertical	1800	30.8	35,55	43.5	38.77	-46	63.5	-27
Vertical	1920	30.79	35,54	43.5	39.61	-45,16	63.5	-27
Vertical	2000	30.57	35,32	43.5	44.63	-40,14	63.5	-27
Vertical	5460	35.4	40,15	43.5	47.8	-36,97	63.5	-27
Horizontal	1130.3	29.29	34,04	43.5	28.91	-55,86	63.5	-27
Horizontal	1200	30.12	34,87	43.5	39.37	-45,4	63.5	-27
Horizontal	1250	30.95	35,7	43.5	37.72	-47,05	63.5	-27
Horizontal	1397.4	33.28	38,03	43.5	36.13	-48,64	63.5	-27
Horizontal	5460	34.5	39,25	43.5	45.2	-39,57	63.5	-27

Above 1GHz								
802.11n HT20/ac VHT20								
C8								
Polarization	Frequency (MHz)	Average Level (dBµV/m)	Average Level + Duty Cycle (dBµV/m)	Average Limit (dBµV/m)	Peak Level (dBµV/m)	Peak Level (dBm)	Peak Limit (dBµV/m)	Peak Limit (dBm)
Vertical	1049.9	29.02	33,77	43.5	34.49	-50,28	63.5	-27
Vertical	1197.7	29.58	34,33	43.5	38.51	-46,26	63.5	-27
Vertical	1250	30.64	35,39	43.5	39.77	-45	63.5	-27
Vertical	1395.3	32.05	36,8	43.5	36.48	-48,29	63.5	-27
Vertical	1497	32.46	37,21	43.5	41.89	-42,88	63.5	-27
Vertical	1520.3	27.65	32,4	43.5	29.81	-54,96	63.5	-27
Vertical	1600	32.4	37,15	43.5	42.96	-41,81	63.5	-27
Vertical	1800	30.8	35,55	43.5	38.77	-46	63.5	-27
Vertical	1920	30.79	35,54	43.5	39.61	-45,16	63.5	-27
Vertical	2000	30.57	35,32	43.5	44.63	-40,14	63.5	-27
Vertical	5460	35.4	40,15	43.5	46.2	-38,57	63.5	-27
Horizontal	1130.3	29.29	34,04	43.5	28.91	-55,86	63.5	-27
Horizontal	1200	30.12	34,87	43.5	39.37	-45,4	63.5	-27
Horizontal	1250	30.95	35,7	43.5	37.72	-47,05	63.5	-27
Horizontal	1397.4	33.28	38,03	43.5	36.13	-48,64	63.5	-27
Horizontal	5460	36	40,75	43.5	47.6	-37,17	63.5	-27

Above 1GHz								
802.11n HT20/ac VHT20								
C9								
Polarization	Frequency (MHz)	Average Level (dBµV/m)	Average Level + Duty Cycle (dBµV/m)	Average Limit (dBµV/m)	Peak Level (dBµV/m)	Peak Level (dBm)	Peak Limit (dBµV/m)	Peak Limit (dBm)
Vertical	1049.9	29.02	33,77	43.5	34.49	-50,28	63.5	-27
Vertical	1197.7	29.58	34,33	43.5	38.51	-46,26	63.5	-27
Vertical	1250	30.64	35,39	43.5	39.77	-45	63.5	-27
Vertical	1395.3	32.05	36,8	43.5	36.48	-48,29	63.5	-27
Vertical	1497	32.46	37,21	43.5	41.89	-42,88	63.5	-27
Vertical	1520.3	27.65	32,4	43.5	29.81	-54,96	63.5	-27
Vertical	1600	32.4	37,15	43.5	42.96	-41,81	63.5	-27
Vertical	1800	30.8	35,55	43.5	38.77	-46	63.5	-27
Vertical	1920	30.79	35,54	43.5	39.61	-45,16	63.5	-27
Vertical	2000	30.57	35,32	43.5	44.63	-40,14	63.5	-27
Vertical	5460	35	39,75	43.5	47.5	-37,27	63.5	-27
Horizontal	1130.3	29.29	34,04	43.5	28.91	-55,86	63.5	-27
Horizontal	1200	30.12	34,87	43.5	39.37	-45,4	63.5	-27
Horizontal	1250	30.95	35,7	43.5	37.72	-47,05	63.5	-27
Horizontal	1397.4	33.28	38,03	43.5	36.13	-48,64	63.5	-27
Horizontal	5460	35.8	40,55	43.5	46.3	-38,47	63.5	-27

Above 1GHz								
802.11n HT20/ac VHT20								
C10								
Polarization	Frequency (MHz)	Average Level (dBµV/m)	Average Level + Duty Cycle (dBµV/m)	Average Limit (dBµV/m)	Peak Level (dBµV/m)	Peak Level (dBm)	Peak Limit (dBµV/m)	Peak Limit (dBm)
Vertical	1049.9	29.02	33,77	43.5	34.49	-50,28	63.5	-27
Vertical	1197.7	29.58	34,33	43.5	38.51	-46,26	63.5	-27
Vertical	1250	30.64	35,39	43.5	39.77	-45	63.5	-27
Vertical	1395.3	32.05	36,8	43.5	36.48	-48,29	63.5	-27
Vertical	1497	32.46	37,21	43.5	41.89	-42,88	63.5	-27
Vertical	1520.3	27.65	32,4	43.5	29.81	-54,96	63.5	-27
Vertical	1600	32.4	37,15	43.5	42.96	-41,81	63.5	-27
Vertical	1800	30.8	35,55	43.5	38.77	-46	63.5	-27
Vertical	1920	30.79	35,54	43.5	39.61	-45,16	63.5	-27
Vertical	2000	30.57	35,32	43.5	44.63	-40,14	63.5	-27
Vertical	5460	35.3	40,05	43.5	44.7	-40,07	63.5	-27
Horizontal	1130.3	29.29	34,04	43.5	28.91	-55,86	63.5	-27
Horizontal	1200	30.12	34,87	43.5	39.37	-45,4	63.5	-27
Horizontal	1250	30.95	35,7	43.5	37.72	-47,05	63.5	-27
Horizontal	1397.4	33.28	38,03	43.5	36.13	-48,64	63.5	-27
Horizontal	5460	35.4	40,15	43.5	47	-37,77	63.5	-27

Above 1GHz								
802.11n HT20/ac VHT20								
C11								
Polarization	Frequency (MHz)	Average Level (dBµV/m)	Average Level + Duty Cycle (dBµV/m)	Average Limit (dBµV/m)	Peak Level (dBµV/m)	Peak Level (dBm)	Peak Limit (dBµV/m)	Peak Limit (dBm)
Vertical	1049.9	29.02	33,77	43.5	34.49	-50,28	63.5	-27
Vertical	1197.7	29.58	34,33	43.5	38.51	-46,26	63.5	-27
Vertical	1250	30.64	35,39	43.5	39.77	-45	63.5	-27
Vertical	1395.3	32.05	36,8	43.5	36.48	-48,29	63.5	-27
Vertical	1497	32.46	37,21	43.5	41.89	-42,88	63.5	-27
Vertical	1520.3	27.65	32,4	43.5	29.81	-54,96	63.5	-27
Vertical	1600	32.4	37,15	43.5	42.96	-41,81	63.5	-27
Vertical	1800	30.8	35,55	43.5	38.77	-46	63.5	-27
Vertical	1920	30.79	35,54	43.5	39.61	-45,16	63.5	-27
Vertical	2000	30.57	35,32	43.5	44.63	-40,14	63.5	-27
Vertical	5460	36.2	40,95	43.5	45	-39,77	63.5	-27
Horizontal	1130.3	29.29	34,04	43.5	28.91	-55,86	63.5	-27
Horizontal	1200	30.12	34,87	43.5	39.37	-45,4	63.5	-27
Horizontal	1250	30.95	35,7	43.5	37.72	-47,05	63.5	-27
Horizontal	1397.4	33.28	38,03	43.5	36.13	-48,64	63.5	-27
Horizontal	5460	35.6	40,35	43.5	47.6	-37,17	63.5	-27

Above 1GHz								
802.11n HT20/ac VHT20								
C12								
Polarization	Frequency (MHz)	Average Level (dBµV/m)	Average Level + Duty Cycle (dBµV/m)	Average Limit (dBµV/m)	Peak Level (dBµV/m)	Peak Level (dBm)	Peak Limit (dBµV/m)	Peak Limit (dBm)
Vertical	1049,9	29,02	33,77	43.5	34.49	-50,28	63.5	-27
Vertical	1197,7	29,58	34,33	43.5	38.51	-46,26	63.5	-27
Vertical	1250	30,64	35,39	43.5	39.77	-45	63.5	-27
Vertical	1395,3	32,05	36,8	43.5	36.48	-48,29	63.5	-27
Vertical	1497	32,46	37,21	43.5	41.89	-42,88	63.5	-27
Vertical	1520,3	27,65	32,4	43.5	29.81	-54,96	63.5	-27
Vertical	1600	32,4	37,15	43.5	42.96	-41,81	63.5	-27
Vertical	1800	30,8	35,55	43.5	38.77	-46	63.5	-27
Vertical	1920	30,79	35,54	43.5	39.61	-45,16	63.5	-27
Vertical	2000	30,57	35,32	43.5	44.63	-40,14	63.5	-27
Vertical	5460	36	40,75	43.5	46.3	-38,47	63.5	-27
Horizontal	1130,3	29,29	34,04	43.5	28.91	-55,86	63.5	-27
Horizontal	1200	30,12	34,87	43.5	39.37	-45,4	63.5	-27
Horizontal	1250	30,95	35,7	43.5	37.72	-47,05	63.5	-27
Horizontal	1397,4	33,28	38,03	43.5	36.13	-48,64	63.5	-27
Horizontal	5460	35,8	40,55	43.5	45	-39,77	63.5	-27

Above 1GHz								
802.11n HT20/ac VHT20								
C13								
Polarization	Frequency (MHz)	Average Level (dBµV/m)	Average Level + Duty Cycle (dBµV/m)	Average Limit (dBµV/m)	Peak Level (dBµV/m)	Peak Level (dBm)	Peak Limit (dBµV/m)	Peak Limit (dBm)
Vertical	1049,9	29,02	33,77	43.5	34.49	-50,28	63.5	-27
Vertical	1197,7	29,58	34,33	43.5	38.51	-46,26	63.5	-27
Vertical	1250	30,64	35,39	43.5	39.77	-45	63.5	-27
Vertical	1395,3	32,05	36,8	43.5	36.48	-48,29	63.5	-27
Vertical	1497	32,46	37,21	43.5	41.89	-42,88	63.5	-27
Vertical	1520,3	27,65	32,4	43.5	29.81	-54,96	63.5	-27
Vertical	1600	32,4	37,15	43.5	42.96	-41,81	63.5	-27
Vertical	1800	30,8	35,55	43.5	38.77	-46	63.5	-27
Vertical	1920	30,79	35,54	43.5	39.61	-45,16	63.5	-27
Vertical	2000	30,57	35,32	43.5	44.63	-40,14	63.5	-27
Vertical	5460	34,8	39,55	43.5	47	-37,77	63.5	-27
Horizontal	1130,3	29,29	34,04	43.5	28.91	-55,86	63.5	-27
Horizontal	1200	30,12	34,87	43.5	39.37	-45,4	63.5	-27
Horizontal	1250	30,95	35,7	43.5	37.72	-47,05	63.5	-27
Horizontal	1397,4	33,28	38,03	43.5	36.13	-48,64	63.5	-27
Horizontal	5460	35,4	40,15	43.5	45.8	-38,97	63.5	-27

Above 1GHz								
802.11n HT40/ac VHT40								
C14								
Polarization	**Frequency (MHz)**	**Average Level (dBµV/m)**	**Average Level + Duty Cycle (dBµV/m)**	**Average Limit (dBµV/m)**	**Peak Level (dBµV/m)**	**Peak Level (dBm)**	**Peak Limit (dBµV/m)**	**Peak Limit (dBm)**
Vertical	1049,9	29,02	37,08	43.5	34.49	-50,28	63.5	-27
Vertical	1197,7	29,58	37,64	43.5	38.51	-46,26	63.5	-27
Vertical	1250	30,64	38,7	43.5	39.77	-45	63.5	-27
Vertical	1395,3	32,05	40,11	43.5	36.48	-48,29	63.5	-27
Vertical	1497	32,46	40,52	43.5	41.89	-42,88	63.5	-27
Vertical	1520,3	27,65	35,71	43.5	29.81	-54,96	63.5	-27
Vertical	1600	32,4	40,46	43.5	42.96	-41,81	63.5	-27
Vertical	1800	30,8	38,86	43.5	38.77	-46	63.5	-27
Vertical	1920	30,79	38,85	43.5	39.61	-45,16	63.5	-27
Vertical	2000	30,57	38,63	43.5	44.63	-40,14	63.5	-27
Vertical	5150	35,2	43,26	43.5	49.2	-35,57	63.5	-27
Vertical	5350	33,2	41,26	43.5	47.2	-37,57	63.5	-27
Horizontal	1130,3	29,29	37,35	43.5	28.91	-55,86	63.5	-27
Horizontal	1200	30,12	38,18	43.5	39.37	-45,4	63.5	-27
Horizontal	1250	30,95	39,01	43.5	37.72	-47,05	63.5	-27
Horizontal	1397,4	33,28	41,34	43.5	36.13	-48,64	63.5	-27
Horizontal	5150	35,23	43,29	43.5	52	-32,77	63.5	-27
Horizontal	5350	32,3	40,36	43.5	45.8	-38,97	63.5	-27

Above 1GHz								
802.11n HT40/ac VHT40								
C15								
Polarization	**Frequency (MHz)**	**Average Level (dBµV/m)**	**Average Level + Duty Cycle (dBµV/m)**	**Average Limit (dBµV/m)**	**Peak Level (dBµV/m)**	**Peak Level (dBm)**	**Peak Limit (dBµV/m)**	**Peak Limit (dBm)**
Vertical	1049,9	29,02	37,08	43.5	34.49	-50,28	63.5	-27
Vertical	1197,7	29,58	37,64	43.5	38.51	-46,26	63.5	-27
Vertical	1250	30,64	38,7	43.5	39.77	-45	63.5	-27
Vertical	1395,3	32,05	40,11	43.5	36.48	-48,29	63.5	-27
Vertical	1497	32,46	40,52	43.5	41.89	-42,88	63.5	-27
Vertical	1520,3	27,65	35,71	43.5	29.81	-54,96	63.5	-27
Vertical	1600	32,4	40,46	43.5	42.96	-41,81	63.5	-27
Vertical	1800	30,8	38,86	43.5	38.77	-46	63.5	-27
Vertical	1920	30,79	38,85	43.5	39.61	-45,16	63.5	-27
Vertical	2000	30,57	38,63	43.5	44.63	-40,14	63.5	-27
Vertical	5150	33,6	41,66	43.5	44.2	-40,57	63.5	-27
Vertical	5350	34,5	42,56	43.5	46	-38,77	63.5	-27
Horizontal	1130,3	29,29	37,35	43.5	28.91	-55,86	63.5	-27
Horizontal	1200	30,12	38,18	43.5	39.37	-45,4	63.5	-27
Horizontal	1250	30,95	39,01	43.5	37.72	-47,05	63.5	-27
Horizontal	1397,4	33,28	41,34	43.5	36.13	-48,64	63.5	-27
Horizontal	5150	33,7	41,76	43.5	46	-38,77	63.5	-27
Horizontal	5350	34,4	42,46	43.5	44.8	-39,97	63.5	-27

Above 1GHz								
802.11n HT40/ac VHT40								
C16								
Polarization	Frequency (MHz)	Average Level (dBµV/m)	Average Level + Duty Cycle (dBµV/m)	Average Limit (dBµV/m)	Peak Level (dBµV/m)	Peak Level (dBm)	Peak Limit (dBµV/m)	Peak Limit (dBm)
Vertical	1049,9	29,02	37,08	43.5	34.49	-50,28	63.5	-27
Vertical	1197,7	29,58	37,64	43.5	38.51	-46,26	63.5	-27
Vertical	1250	30,64	38,7	43.5	39.77	-45	63.5	-27
Vertical	1395,3	32,05	40,11	43.5	36.48	-48,29	63.5	-27
Vertical	1497	32,46	40,52	43.5	41.89	-42,88	63.5	-27
Vertical	1520,3	27,65	35,71	43.5	29.81	-54,96	63.5	-27
Vertical	1600	32,4	40,46	43.5	42.96	-41,81	63.5	-27
Vertical	1800	30,8	38,86	43.5	38.77	-46	63.5	-27
Vertical	1920	30,79	38,85	43.5	39.61	-45,16	63.5	-27
Vertical	2000	30,57	38,63	43.5	44.63	-40,14	63.5	-27
Vertical	5150	33	41,06	43.5	45	-39,77	63.5	-27
Vertical	5350	34	42,06	43.5	46.7	-38,07	63.5	-27
Horizontal	1130,3	29,29	37,35	43.5	28.91	-55,86	63.5	-27
Horizontal	1200	30,12	38,18	43.5	39.37	-45,4	63.5	-27
Horizontal	1250	30,95	39,01	43.5	37.72	-47,05	63.5	-27
Horizontal	1397,4	33,28	41,34	43.5	36.13	-48,64	63.5	-27
Horizontal	5150	33,5	41,56	43.5	44.2	-40,57	63.5	-27
Horizontal	5350	34,6	42,66	43.5	46.3	-38,47	63.5	-27

Above 1GHz								
802.11n HT40/ac VHT40								
C17								
Polarization	**Frequency (MHz)**	**Average Level (dBµV/m)**	**Average Level + Duty Cycle (dBµV/m)**	**Average Limit (dBµV/m)**	**Peak Level (dBµV/m)**	**Peak Level (dBm)**	**Peak Limit (dBµV/m)**	**Peak Limit (dBm)**
Vertical	1049,9	29,02	37,08	43.5	34.49	-50,28	63.5	-27
Vertical	1197,7	29,58	37,64	43.5	38.51	-46,26	63.5	-27
Vertical	1250	30,64	38,7	43.5	39.77	-45	63.5	-27
Vertical	1395,3	32,05	40,11	43.5	36.48	-48,29	63.5	-27
Vertical	1497	32,46	40,52	43.5	41.89	-42,88	63.5	-27
Vertical	1520,3	27,65	35,71	43.5	29.81	-54,96	63.5	-27
Vertical	1600	32,4	40,46	43.5	42.96	-41,81	63.5	-27
Vertical	1800	30,8	38,86	43.5	38.77	-46	63.5	-27
Vertical	1920	30,79	38,85	43.5	39.61	-45,16	63.5	-27
Vertical	2000	30,57	38,63	43.5	44.63	-40,14	63.5	-27
Vertical	5150	33,2	41,26	43.5	45.4	-39,37	63.5	-27
Vertical	5350	35,2	43,26	43.5	47.2	-37,57	63.5	-27
Horizontal	1130,3	29,29	37,35	43.5	28.91	-55,86	63.5	-27
Horizontal	1200	30,12	38,18	43.5	39.37	-45,4	63.5	-27
Horizontal	1250	30,95	39,01	43.5	37.72	-47,05	63.5	-27
Horizontal	1397,4	33,28	41,34	43.5	36.13	-48,64	63.5	-27
Horizontal	5150	34	42,06	43.5	44.8	-39,97	63.5	-27
Horizontal	5350	35,1	43,16	43.5	51	-33,77	63.5	-27

Above 1GHz								
802.11n HT40/ac VHT40								
C18								
Polarization	**Frequency (MHz)**	**Average Level (dBµV/m)**	**Average Level + Duty Cycle (dBµV/m)**	**Average Limit (dBµV/m)**	**Peak Level (dBµV/m)**	**Peak Level (dBm)**	**Peak Limit (dBµV/m)**	**Peak Limit (dBm)**
Vertical	1049,9	29,02	37,08	43.5	34.49	-50,28	63.5	-27
Vertical	1197,7	29,58	37,64	43.5	38.51	-46,26	63.5	-27
Vertical	1250	30,64	38,7	43.5	39.77	-45	63.5	-27
Vertical	1395,3	32,05	40,11	43.5	36.48	-48,29	63.5	-27
Vertical	1497	32,46	40,52	43.5	41.89	-42,88	63.5	-27
Vertical	1520,3	27,65	35,71	43.5	29.81	-54,96	63.5	-27
Vertical	1600	32,4	40,46	43.5	42.96	-41,81	63.5	-27
Vertical	1800	30,8	38,86	43.5	38.77	-46	63.5	-27
Vertical	1920	30,79	38,85	43.5	39.61	-45,16	63.5	-27
Vertical	2000	30,57	38,63	43.5	44.63	-40,14	63.5	-27
Vertical	5460	34,8	42,86	43.5	46.2	-38,57	63.5	-27
Horizontal	1130,3	29,29	37,35	43.5	28.91	-55,86	63.5	-27
Horizontal	1200	30,12	38,18	43.5	39.37	-45,4	63.5	-27
Horizontal	1250	30,95	39,01	43.5	37.72	-47,05	63.5	-27
Horizontal	1397,4	33,28	41,34	43.5	36.13	-48,64	63.5	-27
Horizontal	5460	35,2	43,26	43.5	48.8	-35,97	63.5	-27

Above 1GHz								
802.11n HT40/ac VHT40								
C19								
Polarization	Frequency (MHz)	Average Level (dBµV/m)	Average Level + Duty Cycle (dBµV/m)	Average Limit (dBµV/m)	Peak Level (dBµV/m)	Peak Level (dBm)	Peak Limit (dBµV/m)	Peak Limit (dBm)
Vertical	1049,9	29,02	37,08	43.5	34.49	-50,28	63.5	-27
Vertical	1197,7	29,58	37,64	43.5	38.51	-46,26	63.5	-27
Vertical	1250	30,64	38,7	43.5	39.77	-45	63.5	-27
Vertical	1395,3	32,05	40,11	43.5	36.48	-48,29	63.5	-27
Vertical	1497	32,46	40,52	43.5	41.89	-42,88	63.5	-27
Vertical	1520,3	27,65	35,71	43.5	29.81	-54,96	63.5	-27
Vertical	1600	32,4	40,46	43.5	42.96	-41,81	63.5	-27
Vertical	1800	30,8	38,86	43.5	38.77	-46	63.5	-27
Vertical	1920	30,79	38,85	43.5	39.61	-45,16	63.5	-27
Vertical	2000	30,57	38,63	43.5	44.63	-40,14	63.5	-27
Vertical	5460	35	43,06	43.5	47	-37,77	63.5	-27
Horizontal	1130,3	29,29	37,35	43.5	28.91	-55,86	63.5	-27
Horizontal	1200	30,12	38,18	43.5	39.37	-45,4	63.5	-27
Horizontal	1250	30,95	39,01	43.5	37.72	-47,05	63.5	-27
Horizontal	1397,4	33,28	41,34	43.5	36.13	-48,64	63.5	-27
Horizontal	5460	34,4	42,46	43.5	47	-37,77	63.5	-27

Above 1GHz								
802.11n HT40/ac VHT40								
C20								
Polarization	Frequency (MHz)	Average Level (dBµV/m)	Average Level + Duty Cycle (dBµV/m)	Average Limit (dBµV/m)	Peak Level (dBµV/m)	Peak Level (dBm)	Peak Limit (dBµV/m)	Peak Limit (dBm)
Vertical	1049,9	29,02	37,08	43.5	34.49	-50,28	63.5	-27
Vertical	1197,7	29,58	37,64	43.5	38.51	-46,26	63.5	-27
Vertical	1250	30,64	38,7	43.5	39.77	-45	63.5	-27
Vertical	1395,3	32,05	40,11	43.5	36.48	-48,29	63.5	-27
Vertical	1497	32,46	40,52	43.5	41.89	-42,88	63.5	-27
Vertical	1520,3	27,65	35,71	43.5	29.81	-54,96	63.5	-27
Vertical	1600	32,4	40,46	43.5	42.96	-41,81	63.5	-27
Vertical	1800	30,8	38,86	43.5	38.77	-46	63.5	-27
Vertical	1920	30,79	38,85	43.5	39.61	-45,16	63.5	-27
Vertical	2000	30,57	38,63	43.5	44.63	-40,14	63.5	-27
Vertical	5460	33,3	41,36	43.5	45	-39,77	63.5	-27
Horizontal	1130,3	29,29	37,35	43.5	28.91	-55,86	63.5	-27
Horizontal	1200	30,12	38,18	43.5	39.37	-45,4	63.5	-27
Horizontal	1250	30,95	39,01	43.5	37.72	-47,05	63.5	-27
Horizontal	1397,4	33,28	41,34	43.5	36.13	-48,64	63.5	-27
Horizontal	5460	35,2	43,26	43.5	45.8	-38,97	63.5	-27

Above 1GHz								
802.11n HT40/ac VHT40								
C21								
Polarization	Frequency (MHz)	Average Level (dBµV/m)	Average Level + Duty Cycle (dBµV/m)	Average Limit (dBµV/m)	Peak Level (dBµV/m)	Peak Level (dBm)	Peak Limit (dBµV/m)	Peak Limit (dBm)
Vertical	1049,9	29,02	37,08	43.5	34.49	-50,28	63.5	-27
Vertical	1197,7	29,58	37,64	43.5	38.51	-46,26	63.5	-27
Vertical	1250	30,64	38,7	43.5	39.77	-45	63.5	-27
Vertical	1395,3	32,05	40,11	43.5	36.48	-48,29	63.5	-27
Vertical	1497	32,46	40,52	43.5	41.89	-42,88	63.5	-27
Vertical	1520,3	27,65	35,71	43.5	29.81	-54,96	63.5	-27
Vertical	1600	32,4	40,46	43.5	42.96	-41,81	63.5	-27
Vertical	1800	30,8	38,86	43.5	38.77	-46	63.5	-27
Vertical	1920	30,79	38,85	43.5	39.61	-45,16	63.5	-27
Vertical	2000	30,57	38,63	43.5	44.63	-40,14	63.5	-27
Vertical	5460	34,3	42,36	43.5	46.4	-38,37	63.5	-27
Horizontal	1130,3	29,29	37,35	43.5	28.91	-55,86	63.5	-27
Horizontal	1200	30,12	38,18	43.5	39.37	-45,4	63.5	-27
Horizontal	1250	30,95	39,01	43.5	37.72	-47,05	63.5	-27
Horizontal	1397,4	33,28	41,34	43.5	36.13	-48,64	63.5	-27
Horizontal	5460	34,4	42,46	43.5	47.4	-37,37	63.5	-27

Above 1GHz								
802.11n HT40/ac VHT40								
C22								
Polarization	**Frequency (MHz)**	**Average Level (dBµV/m)**	**Average Level + Duty Cycle (dBµV/m)**	**Average Limit (dBµV/m)**	**Peak Level (dBµV/m)**	**Peak Level (dBm)**	**Peak Limit (dBµV/m)**	**Peak Limit (dBm)**
Vertical	1049,9	29,02	37,08	43.5	34.49	-50,28	63.5	-27
Vertical	1197,7	29,58	37,64	43.5	38.51	-46,26	63.5	-27
Vertical	1250	30,64	38,7	43.5	39.77	-45	63.5	-27
Vertical	1395,3	32,05	40,11	43.5	36.48	-48,29	63.5	-27
Vertical	1497	32,46	40,52	43.5	41.89	-42,88	63.5	-27
Vertical	1520,3	27,65	35,71	43.5	29.81	-54,96	63.5	-27
Vertical	1600	32,4	40,46	43.5	42.96	-41,81	63.5	-27
Vertical	1800	30,8	38,86	43.5	38.77	-46	63.5	-27
Vertical	1920	30,79	38,85	43.5	39.61	-45,16	63.5	-27
Vertical	2000	30,57	38,63	43.5	44.63	-40,14	63.5	-27
Vertical	5460	35	43,06	43.5	46.5	-38,27	63.5	-27
Horizontal	1130,3	29,29	37,35	43.5	28.91	-55,86	63.5	-27
Horizontal	1200	30,12	38,18	43.5	39.37	-45,4	63.5	-27
Horizontal	1250	30,95	39,01	43.5	37.72	-47,05	63.5	-27
Horizontal	1397,4	33,28	41,34	43.5	36.13	-48,64	63.5	-27
Horizontal	5460	35	43,06	43.5	46.7	-38,07	63.5	-27

Above 1GHz								
802.11n HT40/ac VHT40								
C23								
Polarization	Frequency (MHz)	Average Level (dBµV/m)	Average Level + Duty Cycle (dBµV/m)	Average Limit (dBµV/m)	Peak Level (dBµV/m)	Peak Level (dBm)	Peak Limit (dBµV/m)	Peak Limit (dBm)
Vertical	1049,9	29,02	37,08	43.5	34.49	-50,28	63.5	-27
Vertical	1197,7	29,58	37,64	43.5	38.51	-46,26	63.5	-27
Vertical	1250	30,64	38,7	43.5	39.77	-45	63.5	-27
Vertical	1395,3	32,05	40,11	43.5	36.48	-48,29	63.5	-27
Vertical	1497	32,46	40,52	43.5	41.89	-42,88	63.5	-27
Vertical	1520,3	27,65	35,71	43.5	29.81	-54,96	63.5	-27
Vertical	1600	32,4	40,46	43.5	42.96	-41,81	63.5	-27
Vertical	1800	30,8	38,86	43.5	38.77	-46	63.5	-27
Vertical	1920	30,79	38,85	43.5	39.61	-45,16	63.5	-27
Vertical	2000	30,57	38,63	43.5	44.63	-40,14	63.5	-27
Vertical	5460	34,6	42,66	43.5	47	-37,77	63.5	-27
Horizontal	1130,3	29,29	37,35	43.5	28.91	-55,86	63.5	-27
Horizontal	1200	30,12	38,18	43.5	39.37	-45,4	63.5	-27
Horizontal	1250	30,95	39,01	43.5	37.72	-47,05	63.5	-27
Horizontal	1397,4	33,28	41,34	43.5	36.13	-48,64	63.5	-27
Horizontal	5460	35	43,06	43.5	46	-38,77	63.5	-27

Above 1GHz								
802.11ac VHT80								
C24								
Polarization	**Frequency (MHz)**	**Average Level (dBµV/m)**	**Average Level + Duty Cycle (dBµV/m)**	**Average Limit (dBµV/m)**	**Peak Level (dBµV/m)**	**Peak Level (dBm)**	**Peak Limit (dBµV/m)**	**Peak Limit (dBm)**
Vertical	1049,9	29,02	39,9	43.5	34.49	-50,28	63.5	-27
Vertical	1197,7	29,58	40,46	43.5	38.51	-46,26	63.5	-27
Vertical	1250	30,64	41,52	43.5	39.77	-45	63.5	-27
Vertical	1395,3	32,05	42,93	43.5	36.48	-48,29	63.5	-27
Vertical	1497	32,46	43,34	43.5	41.89	-42,88	63.5	-27
Vertical	1520,3	27,65	38,53	43.5	29.81	-54,96	63.5	-27
Vertical	1600	32,4	43,28	43.5	42.96	-41,81	63.5	-27
Vertical	1800	30,8	41,68	43.5	38.77	-46	63.5	-27
Vertical	1920	30,79	41,67	43.5	39.61	-45,16	63.5	-27
Vertical	2000	30,57	41,45	43.5	44.63	-40,14	63.5	-27
Vertical	5150	32,1	42,98	43.5	48.2	-36,57	63.5	-27
Vertical	5350	31,5	42,38	43.5	48.6	-36,17	63.5	-27
Horizontal	1130,3	29,29	40,17	43.5	28.91	-55,86	63.5	-27
Horizontal	1200	30,12	41	43.5	39.37	-45,4	63.5	-27
Horizontal	1250	30,95	41,83	43.5	37.72	-47,05	63.5	-27
Horizontal	1397,4	32,28	43,16	43.5	36.13	-48,64	63.5	-27
Horizontal	5150	32,3	43,18	43.5	46.8	-37,97	63.5	-27
Horizontal	5350	32,1	42,98	43.5	46.3	-38,47	63.5	-27

Above 1GHz								
802.11ac VHT80								
C25								
Polarization	**Frequency (MHz)**	**Average Level (dBµV/m)**	**Average Level + Duty Cycle (dBµV/m)**	**Average Limit (dBµV/m)**	**Peak Level (dBµV/m)**	**Peak Level (dBm)**	**Peak Limit (dBµV/m)**	**Peak Limit (dBm)**
Vertical	1049,9	29,02	39,9	43.5	34.49	-50,28	63.5	-27
Vertical	1197,7	29,58	40,46	43.5	38.51	-46,26	63.5	-27
Vertical	1250	30,64	41,52	43.5	39.77	-45	63.5	-27
Vertical	1395,3	32,05	42,93	43.5	36.48	-48,29	63.5	-27
Vertical	1497	32,46	43,34	43.5	41.89	-42,88	63.5	-27
Vertical	1520,3	27,65	38,53	43.5	29.81	-54,96	63.5	-27
Vertical	1600	32,4	43,28	43.5	42.96	-41,81	63.5	-27
Vertical	1800	30,8	41,68	43.5	38.77	-46	63.5	-27
Vertical	1920	30,79	41,67	43.5	39.61	-45,16	63.5	-27
Vertical	2000	30,57	41,45	43.5	44.63	-40,14	63.5	-27
Vertical	5150	32,4	43,28	43.5	46	-38,77	63.5	-27
Vertical	5350	31,2	42,08	43.5	48.6	-36,17	63.5	-27
Horizontal	1130,3	29,29	40,17	43.5	28.91	-55,86	63.5	-27
Horizontal	1200	30,12	41	43.5	39.37	-45,4	63.5	-27
Horizontal	1250	30,95	41,83	43.5	37.72	-47,05	63.5	-27
Horizontal	1397,4	31,28	42,16	43.5	36.13	-48,64	63.5	-27
Horizontal	5150	31,5	42,38	43.5	45	-39,77	63.5	-27
Horizontal	5350	32	42,88	43.5	54.4	-30,37	63.5	-27

Above 1GHz								
802.11ac VHT80								
C26								
Polarization	**Frequency (MHz)**	**Average Level (dBµV/m)**	**Average Level + Duty Cycle (dBµV/m)**	**Average Limit (dBµV/m)**	**Peak Level (dBµV/m)**	**Peak Level (dBm)**	**Peak Limit (dBµV/m)**	**Peak Limit (dBm)**
Vertical	1049,9	29,02	39,9	43.5	34.49	-50,28	63.5	-27
Vertical	1197,7	29,58	40,46	43.5	38.51	-46,26	63.5	-27
Vertical	1250	30,64	41,52	43.5	39.77	-45	63.5	-27
Vertical	1395,3	32,05	42,93	43.5	36.48	-48,29	63.5	-27
Vertical	1497	32,46	43,34	43.5	41.89	-42,88	63.5	-27
Vertical	1520,3	27,65	38,53	43.5	29.81	-54,96	63.5	-27
Vertical	1600	32,4	43,28	43.5	42.96	-41,81	63.5	-27
Vertical	1800	30,8	41,68	43.5	38.77	-46	63.5	-27
Vertical	1920	30,79	41,67	43.5	39.61	-45,16	63.5	-27
Vertical	2000	30,57	41,45	43.5	44.63	-40,14	63.5	-27
Vertical	5460	31,4	42,28	43.5	50.4	-34,37	63.5	-27
Horizontal	1130,3	29,29	40,17	43.5	28.91	-55,86	63.5	-27
Horizontal	1200	30,12	41	43.5	39.37	-45,4	63.5	-27
Horizontal	1250	30,95	41,83	43.5	37.72	-47,05	63.5	-27
Horizontal	1397,4	31,28	42,16	43.5	36.13	-48,64	63.5	-27
Horizontal	5460	32	42,88	43.5	53.4	-31,37	63.5	-27

Above 1GHz								
802.11ac VHT80								
C28								
Polarization	Frequency (MHz)	Average Level (dBµV/m)	Average Level + Duty Cycle (dBµV/m)	Average Limit (dBµV/m)	Peak Level (dBµV/m)	Peak Level (dBm)	Peak Limit (dBµV/m)	Peak Limit (dBm)
Vertical	1049,9	29,02	39,9	43.5	34.49	-50,28	63.5	-27
Vertical	1197,7	29,58	40,46	43.5	38.51	-46,26	63.5	-27
Vertical	1250	30,64	41,52	43.5	39.77	-45	63.5	-27
Vertical	1395,3	32,05	42,93	43.5	36.48	-48,29	63.5	-27
Vertical	1497	32,46	43,34	43.5	41.89	-42,88	63.5	-27
Vertical	1520,3	27,65	38,53	43.5	29.81	-54,96	63.5	-27
Vertical	1600	32,4	43,28	43.5	42.96	-41,81	63.5	-27
Vertical	1800	30,8	41,68	43.5	38.77	-46	63.5	-27
Vertical	1920	30,79	41,67	43.5	39.61	-45,16	63.5	-27
Vertical	2000	30,57	41,45	43.5	44.63	-40,14	63.5	-27
Vertical	5460	32,3	43,18	43.5	46.3	-38,47	63.5	-27
Horizontal	1130,3	29,29	40,17	43.5	28.91	-55,86	63.5	-27
Horizontal	1200	30,12	41	43.5	39.37	-45,4	63.5	-27
Horizontal	1250	30,95	41,83	43.5	37.72	-47,05	63.5	-27
Horizontal	1397,4	31,28	42,16	43.5	36.13	-48,64	63.5	-27
Horizontal	5460	31,56	42,44	43.5	46.4	-38,37	63.5	-27

Above 1GHz								
802.11ac VHT80								
C29								
Polarization	Frequency (MHz)	Average Level (dBµV/m)	Average Level + Duty Cycle (dBµV/m)	Average Limit (dBµV/m)	Peak Level (dBµV/m)	Peak Level (dBm)	Peak Limit (dBµV/m)	Peak Limit (dBm)
Vertical	1049,9	29,02	39,9	43.5	34.49	-50,28	63.5	-27
Vertical	1197,7	29,58	40,46	43.5	38.51	-46,26	63.5	-27
Vertical	1250	30,64	41,52	43.5	39.77	-45	63.5	-27
Vertical	1395,3	32,05	42,93	43.5	36.48	-48,29	63.5	-27
Vertical	1497	32,46	43,34	43.5	41.89	-42,88	63.5	-27
Vertical	1520,3	27,65	38,53	43.5	29.81	-54,96	63.5	-27
Vertical	1600	32,4	43,28	43.5	42.96	-41,81	63.5	-27
Vertical	1800	30,8	41,68	43.5	38.77	-46	63.5	-27
Vertical	1920	30,79	41,67	43.5	39.61	-45,16	63.5	-27
Vertical	2000	30,57	41,45	43.5	44.63	-40,14	63.5	-27
Vertical	5460	31,4	42,28	43.5	50.4	-34,37	63.5	-27
Horizontal	1130,3	29,29	40,17	43.5	28.91	-55,86	63.5	-27
Horizontal	1200	30,12	41	43.5	39.37	-45,4	63.5	-27
Horizontal	1250	30,95	41,83	43.5	37.72	-47,05	63.5	-27
Horizontal	1397,4	31,28	42,16	43.5	36.13	-48,64	63.5	-27
Horizontal	5460	32,4	43,28	43.5	47.2	-37,57	63.5	-27

9.7. CONCLUSION

Unwanted emissions & Undesirable emission measurement performed on the sample of the product **Technicolor Player UIW4010TCH**, in configuration and description presented in this test report, show levels **compliant** to the 47 CFR PART 15.407 & RSS 247 ISSUE 1 limits.

10. UNCERTAINTIES CHART

47 CFR Part 15.209 & 15.207 Kind of test	Wide uncertainty laboratory (k=2) ±x(dB) / (Hz)/ ms	Uncertainty limit
Measurement of conducted disturbances in voltage on the AC power port (9 kHz – 150 kHz)	2,67	3.8
Measurement of conducted disturbances in voltage on the AC power port (150 kHz – 30 MHz)	2,67	3.4
Measurement of conducted disturbances in voltage on the telecommunication port. (AAN)	3,67	5.0
Measurement of conducted disturbances in current (current clamp)	2,73	2.9
Measurement of disturbance power	2,67	4.5
Measurement of radiated magnetic field from 10kHz to 30MHz in SAC V01	4,48	/
Measurement of radiated magnetic field from 10kHz to 30MHz in SAC C01	4,48	/
Measurement of radiated electric field from 30 to 1000MHz in horizontal position on the OATS (Ecuelles)	4,88	6.3
Measurement of radiated electric field from 1 to 18GHz on the Ecuelles site	5.16	/
Measurement of radiated electric field from 30 to 1000MHz in vertical position on the OATS (Ecuelles)	4,99	6.3
Measurement of radiated electric field from 30 to 1000MHz in horizontal position in SAC C01	5,08	6.3
Measurement of radiated electric field from 30 to 1000MHz in vertical position in SAC C01	5,16	6.3
Measurement of radiated electric field from 30 to 1000MHz in horizontal position in SAC V01	5,08	6.3
Measurement of radiated electric field from 30 to 1000MHz in vertical position in SAC V01	5,15	6.3
Measurement of radiated electric field from 1 to 6 GHz C01	5,1	5.2
Measurement of radiated electric field from 1 to 6 GHz V01	4,85	5.2
Measurement of radiated magnetic field from 10kHz to 30MHz on the OATS (Ecuelles)	4,48	/

The uncertainty values calculated by the laboratory are lower than limit uncertainty values defined by the CISPR. The conformity of the sample is directly established by the applicable limits values. This table includes all uncertainties maximum feasible for testing in the laboratory, whether or not made in this report