FCC RADIO TEST REPORT

FCC ID	:	G954331X
Equipment Name	:	DOCSIS Cable Gateway
Trade Name	:	Technicolor
Model Number	:	CGM4331COM
Applicant / Manufacturer	:	Technicolor Connected Home USA LLC 5030 Sugarloaf Parkway,Building 6, Lawrenceville Georgia,United States,30044
Standard	:	47 CFR FCC Part 15.247

The product was received on Jun. 26, 2019, and testing was started from Jun. 29, 2019 and completed on Jul. 26, 2019. We, SPORTON INTERNATIONAL INC. EMC & Wireless Communications Laboratory, would like to declare that the tested sample has been evaluated in accordance with the procedures given in ANSI C63.10-2013 and shown compliance with the applicable technical standards.

The report must not be used by the client to claim product certification, approval, or endorsement by TAF or any agency of government.

The test results in this report apply exclusively to the tested model / sample. Without written approval of SPORTON INTERNATIONAL INC. EMC & Wireless Communications Laboratory, the test report shall not be reproduced except in full.

Approved by: Sam Chen

SPORTON INTERNATIONAL INC. EMC & Wireless Communications Laboratory
No. 52, Huaya 1st Rd., Guishan Dist., Taoyuan City, Taiwan (R.O.C.)

Table of Contents

History of this test report **3**

Summary of Test Result **4**

1 General Description **5**

1.1 Information 5
1.2 Applicable Standards 9
1.3 Testing Location Information 9
1.4 Measurement Uncertainty 9

2 Test Configuration of EUT **10**

2.1 Test Channel Mode 10
2.2 The Worst Case Measurement Configuration 13
2.3 EUT Operation during Test 14
2.4 Accessories 14
2.5 Support Equipment 15
2.6 Test Setup Diagram 17

3 Transmitter Test Result **21**

3.1 AC Power-line Conducted Emissions 21
3.2 DTS Bandwidth 23
3.3 Maximum Conducted Output Power 24
3.4 Power Spectral Density 26
3.5 Emissions in Non-restricted Frequency Bands 28
3.6 Emissions in Restricted Frequency Bands 29

4 Test Equipment and Calibration Data **33**

Appendix A. Test Results of AC Power-line Conducted Emissions

Appendix B. Test Results of DTS Bandwidth

Appendix C. Test Results of Maximum Conducted Output Power

Appendix D. Test Results of Power Spectral Density

Appendix E. Test Results of Emissions in Non-restricted Frequency Bands

Appendix F. Test Results of Emissions in Restricted Frequency Bands

Appendix G. Test Results of Radiated Emission Co-location

Appendix H. Test Photos

Photographs of EUT v01

History of this test report

Report No.	Version	Description	Issued Date
FR971031AC	01	Initial issue of report	Jul. 31, 2019

Summary of Test Result

Report Clause	Ref Std. Clause	Test Items	Result (PASS/FAIL)	Remark
1.1.2	15.203	Antenna Requirement	PASS	-
3.1	15.207	AC Power-line Conducted Emissions	PASS	-
3.2	15.247(a)	DTS Bandwidth	PASS	-
3.3	15.247(b)	Maximum Conducted Output Power	PASS	-
3.4	15.247(e)	Power Spectral Density	PASS	-
3.5	15.247(d)	Emissions in Non-restricted Frequency Bands	PASS	-
3.6	15.247(d)	Emissions in Restricted Frequency Bands	PASS	-

Declaration of Conformity:

The test results with all measurement uncertainty excluded are presented in accordance with the regulation limits or requirements declared by manufacturers.

Comments and Explanations:

1. The test configuration, test mode and test software were written in this test report are declared by the manufacturer.
2. The declared of product specification for EUT presented in the report are provided by the manufacturer, and the manufacturer takes all the responsibilities for the accuracy of product specification.

Reviewed by: Sam Chen
Report Producer: Cindy Peng

1 General Description

1.1 Information

1.1.1 RF General Information

Frequency Range (MHz)	IEEE Std. 802.11	Ch. Frequency (MHz)	Channel Number
2400-2483.5	b, g, n (HT20), VHT20, ax (HEW20)	2412-2462	1-11 [11]
2400-2483.5	n (HT40), VHT40, ax (HEW40)	2422-2452	3-9 [7]

Band	Mode	BWch (MHz)	Nant
2.4-2.4835GHz	802.11b	20	1TX
2.4-2.4835GHz	802.11g	20	1TX
2.4-2.4835GHz	802.11n HT20	20	1TX
2.4-2.4835GHz	VHT20	20	1TX
2.4-2.4835GHz	802.11ax HEW20	20	1TX
2.4-2.4835GHz	802.11n HT40	40	1TX
2.4-2.4835GHz	VHT40	40	1TX
2.4-2.4835GHz	802.11ax HEW40	40	1TX
2.4-2.4835GHz	802.11b	20	2TX
2.4-2.4835GHz	802.11g	20	2TX
2.4-2.4835GHz	802.11n HT20	20	2TX
2.4-2.4835GHz	802.11n HT20-BF	20	2TX
2.4-2.4835GHz	VHT20	20	2TX
2.4-2.4835GHz	VHT20-BF	20	2TX
2.4-2.4835GHz	802.11ax HEW20	20	2TX
2.4-2.4835GHz	802.11ax HEW20-BF	20	2TX
2.4-2.4835GHz	802.11n HT40	40	2TX
2.4-2.4835GHz	802.11n HT40-BF	40	2TX
2.4-2.4835GHz	VHT40	40	2TX
2.4-2.4835GHz	VHT40-BF	40	2TX
2.4-2.4835GHz	802.11ax HEW40	40	2TX
2.4-2.4835GHz	802.11ax HEW40-BF	40	2TX
2.4-2.4835GHz	802.11b	20	3TX
2.4-2.4835GHz	802.11g	20	3TX
2.4-2.4835GHz	802.11n HT20	20	3TX

Band	Mode	BWch (MHz)	Nant
2.4-2.4835GHz	802.11n HT20-BF	20	3TX
2.4-2.4835GHz	VHT20	20	3TX
2.4-2.4835GHz	VHT20-BF	20	3TX
2.4-2.4835GHz	802.11ax HEW20	20	3TX
2.4-2.4835GHz	802.11ax HEW20-BF	20	3TX
2.4-2.4835GHz	802.11n HT40	40	3TX
2.4-2.4835GHz	802.11n HT40-BF	40	3TX
2.4-2.4835GHz	VHT40	40	3TX
2.4-2.4835GHz	VHT40-BF	40	3TX
2.4-2.4835GHz	802.11ax HEW40	40	3TX
2.4-2.4835GHz	802.11ax HEW40-BF	40	3TX
2.4-2.4835GHz	802.11b	20	4TX
2.4-2.4835GHz	802.11g	20	4TX
2.4-2.4835GHz	802.11n HT20	20	4TX
2.4-2.4835GHz	802.11n HT20-BF	20	4TX
2.4-2.4835GHz	VHT20	20	4TX
2.4-2.4835GHz	VHT20-BF	20	4TX
2.4-2.4835GHz	802.11ax HEW20	20	4TX
2.4-2.4835GHz	802.11ax HEW20-BF	20	4TX
2.4-2.4835GHz	802.11n HT40	40	4TX
2.4-2.4835GHz	802.11n HT40-BF	40	4TX
2.4-2.4835GHz	VHT40	40	4TX
2.4-2.4835GHz	VHT40-BF	40	4TX
2.4-2.4835GHz	802.11ax HEW40	40	4TX
2.4-2.4835GHz	802.11ax HEW40-BF	40	4TX

Note:
- 11b mode uses a combination of DSSS-DBPSK, DQPSK, CCK modulation.
- 11g, HT20 and HT40 use a combination of OFDM-BPSK, QPSK, 16QAM, 64QAM modulation.
- VHT20, VHT40 use a combination of OFDM-BPSK, QPSK, 16QAM, 64QAM, 256QAM, 1024QAM modulation.
- HEW20, HEW40 use a combination of OFDMA-BPSK, QPSK, 16QAM, 64QAM, 256QAM, 1024QAM modulation.
- BWch is the nominal channel bandwidth.
- Nss-Min is the minimum number of spatial streams.
- Nant is the number of outputs. e.g., 2(2,3) means have 2 outputs for port 2 and port 3. 2 means have 2 outputs for port 1 and port 2.

1.1.2 Antenna Information

Ant.	Port	Brand	Model Name	Antenna Type	Connector
1	1	-	-	-	-
2	2	-	-	-	-
3	3	-	-	-	-
4	4	-	-	-	-

Number of Transmit Antennas & Bandwidth

Number of Transmit Antennas	1TX		2TX		3TX		4TX	
Bandwidth Mode	20 MHz	40 MHz	20 MHz	40 MHz	20 MHz	40 MHz	20 MHz	40 MHz
802.11b	V	X	V	X	V	X	V	X
802.11g	V	X	V	X	V	X	V	X
VHT	V	V	V	V	V	V	V	V
802.11ax	V	V	V	V	V	V	V	V

Directional Gain (dBi) for TxBF & SDM & CDD mode						
Bandwidth Mode	Frequency	1 Stream 4 TX for TxBF mode	2 Stream 4 TX for TxBF mode	3 Stream 4 TX for TxBF mode	4 Stream 4 TX for SDM mode	1 Stream 4 TX for CDD mode
20MHz	2412MHz	5.3	2.6	2.4	-0.3	5.3
	2437MHz	5.3	2.6	2.4	-0.3	5.3
	2462MHz	5.3	2.6	2.4	-0.3	5.3
40MHz	2422MHz	5.3	2.6	2.4	-0.3	-
	2437MHz	5.3	2.6	2.4	-0.3	-
	2452MHz	5.3	2.6	2.4	-0.3	-

Note: The above information was declared by manufacturer.

1.1.3 Mode Test Duty Cycle

For non-beamforming mode:
4 Stream 4 TX for SDM mode & 1 Stream 4 TX for CDD mode:

Mode	DC	DCF(dB)	T(s)	VBW(Hz) ≥ 1/T
802.11b	1	0	n/a (DC>=0.98)	n/a (DC>=0.98)
VHT20	0.986	0.06	n/a (DC>=0.98)	n/a (DC>=0.98)
VHT40	0.972	0.12	953.75u	3k
802.11ax HEW20	0.982	0.08	n/a (DC>=0.98)	n/a (DC>=0.98)
802.11ax HEW40	0.965	0.15	773.75u	3k

For beamforming mode:
1 Stream 4 TX for TxBF mode:

Mode	DC	DCF(dB)	T(s)	VBW(Hz) ≥ 1/T
VHT20-BF	0.965	0.15	3.838m	300
VHT40-BF	0.966	0.15	3.695m	300
802.11ax HEW20-BF	0.951	0.22	2.926m	1k
802.11ax HEW40-BF	0.957	0.19	4.36m	300

2 Stream 4 TX for TxBF mode:

Mode	DC	DCF(dB)	T(s)	VBW(Hz) ≥ 1/T
VHT20-BF	0.947	0.24	3.838m	300
VHT40-BF	0.965	0.15	4.61m	300
802.11ax HEW20-BF	0.939	0.27	4.368m	300
802.11ax HEW40-BF	0.941	0.26	5.083m	300

Note:
- DC is Duty Cycle.
- DCF is Duty Cycle Factor.

1.1.4 EUT Operational Condition

EUT Power Type	From power adapter			
Beamforming Function	☒	With beamforming	☐	Without beamforming
	The product has beamforming function for 11n, VHT, 11ax in 2.4GHz and 11n, 11ac, 11ax in 5GHz.			
Function	☒	Point-to-multipoint	☐	Point-to-point
Test Software Version	For non-beamforming mode: accessMTool_3.1.0.1			
	For beamforming mode: Telnet			

Note: The above information was declared by manufacturer.

1.2 Applicable Standards

According to the specifications of the manufacturer, the EUT must comply with the requirements of the following standards:

- 47 CFR FCC Part 15
- ANSI C63.10-2013
- FCC KDB 558074 D01 v05r02
- FCC KDB 662911 D01 v02r01

1.3 Testing Location Information

Testing Location							
☐	HWA YA	ADD	:	No. 52, Huaya 1st Rd., Guishan Dist., Taoyuan City, Taiwan (R.O.C.)			
		TEL	:	886-3-327-3456	FAX	:	886-3-327-0973
☒	JHUBEI	ADD	:	No.8, Lane 724, Bo-ai St., Jhubei City, HsinChu County 302, Taiwan, R.O.C.			
		TEL	:	886-3-656-9065	FAX	:	886-3-656-9085

Test Condition	Test Site No.	Test Engineer	Test Environment	Test Date
RF Conducted	TH01-CB	Eddie Weng	26~27.7°C / 62~64%	Jul. 23, 2019~Jul. 26, 2019
Radiated below 1GHz	03CH05-CB	Cola Fan	26~27.3°C / 62~66%	Jul. 25, 2019
Radiated above 1GHz	03CH03-CB	Mason Chen	26.4~27.3°C / 61~66%	Jun. 29, 2019~Jul. 25, 2019
AC Conduction	CO01-CB	Max Lin	24.1~24.6°C / 58~59%	Jul. 26, 2019

Test site Designation No. TW0006 with FCC.
Test site registered number IC 4086B with Industry Canada.

1.4 Measurement Uncertainty

ISO/IEC 17025 requires that an estimate of the measurement uncertainties associated with the emissions test results be included in the report. The measurement uncertainties given below are based on a 95% confidence level (based on a coverage factor (k=2)

Test Items	Uncertainty	Remark
Conducted Emission (150kHz ~ 30MHz)	2.0 dB	Confidence levels of 95%
Radiated Emission (30MHz ~ 1,000MHz)	4.3 dB	Confidence levels of 95%
Radiated Emission (1GHz ~ 18GHz)	4.3 dB	Confidence levels of 95%
Radiated Emission (18GHz ~ 40GHz)	5.1 dB	Confidence levels of 95%
Conducted Emission	2.4 dB	Confidence levels of 95%
Output Power Measurement	1.5 dB	Confidence levels of 95%
Power Density Measurement	2.4 dB	Confidence levels of 95%
Bandwidth Measurement	2%	Confidence levels of 95%

2 Test Configuration of EUT

2.1 Test Channel Mode

For non-beamforming mode:
4 Stream 4 TX for SDM mode & 1 Stream 4 TX for CDD mode:

Mode	Power Setting
802.11b_Nss1,(1Mbps)_4TX	-
2412MHz	94
2437MHz	92
2462MHz	96
VHT20_Nss4,(MCS0)_4TX	-
2412MHz	93
2437MHz	92
2462MHz	89
VHT40_Nss4,(MCS0)_4TX	-
2422MHz	83
2437MHz	83
2452MHz	80
802.11ax HEW20_Nss4,(MCS0)_4TX	-
2412MHz	93
2437MHz	92
2462MHz	89
802.11ax HEW40_Nss4,(MCS0)_4TX	-
2422MHz	83
2437MHz	83
2452MHz	80

For beamforming mode:
1 Stream 4 TX for TxBF mode:

Mode	Power Setting
VHT20-BF_Nss1,(MCS0)_4TX	-
2412MHz	94
2437MHz	94
2462MHz	89
VHT40-BF_Nss1,(MCS0)_4TX	-
2422MHz	92
2437MHz	85
2452MHz	79
802.11ax HEW20-BF_Nss1,(MCS0)_4TX	-
2412MHz	94
2437MHz	94
2462MHz	89
802.11ax HEW40-BF_Nss1,(MCS0)_4TX	-
2422MHz	92
2437MHz	85
2452MHz	79

2 Stream 4 TX for TxBF mode:

Mode	Power Setting
VHT20-BF_Nss1,(MCS0)_4TX	-
2412MHz	95
2437MHz	92
2462MHz	93
VHT40-BF_Nss1,(MCS0)_4TX	-
2422MHz	88-92
2437MHz	86
2452MHz	80
802.11ax HEW20-BF_Nss2,(MCS0)_4TX	-
2412MHz	95
2437MHz	92
2462MHz	93
802.11ax HEW40-BF_Nss2,(MCS0)_4TX	-
2422MHz	92
2437MHz	86
2452MHz	80

Note:
- 11g CDD、SDM modes can be covered by 11ac 20M SDM 4T/4S mode.
- 4T3S TxBF modes can be covered by 4T/2S TxBF mode.
- VHT20/VHT40 covers HT20/HT40, due to same modulation. The power setting for 802.11n HT20 and HT40 are the same or lower than 802.11ac VHT20 and VHT40.
- There are two functions of EUT, one is beamforming function, and the other is non-beamforming function for for 11n, VHT, 11ax in 2.4GHz and 11n, 11ac, 11ax in 5GHz. All test results were recorded in the report.

2.2 The Worst Case Measurement Configuration

The Worst Case Mode for Following Conformance Tests	
Tests Item	AC power-line conducted emissions
Condition	AC power-line conducted measurement for line and neutral
Operating Mode	Normal Link
1	EUT + Adapter 1
2	EUT + Adapter 2

The Worst Case Mode for Following Conformance Tests	
Tests Item	DTS Bandwidth Maximum Conducted Output Power Power Spectral Density Emissions in Non-restricted Frequency Bands
Test Condition	Conducted measurement at transmit chains.

The Worst Case Mode for Following Conformance Tests	
Tests Item	Emissions in Restricted Frequency Bands
Test Condition	Radiated measurement If EUT consist of multiple antenna assembly (multiple antenna are used in EUT regardless of spatial multiplexing MIMO configuration), the radiated test should be performed with highest antenna gain of each antenna type.
Operating Mode < 1GHz	Normal Link
1	EUT + Adapter 1
2	EUT + Adapter 2
Operating Mode > 1GHz	CTX

The Worst Case Mode for Following Conformance Tests	
Tests Item	Simultaneous Transmission Analysis - Radiated Emission Co-location
Test Condition	Radiated measurement
Operating Mode	Normal Link
1	WLAN 2.4GHz + WLAN 5GHz
Refer to Appendix G for Radiated Emission Co-location.	

The Worst Case Mode for Following Conformance Tests	
Tests Item	Simultaneous Transmission Analysis - Co-location RF Exposure Evaluation
Operating Mode	
1	WLAN 2.4GHz + WLAN 5GHz
2	WLAN 5GHz + Zigbee + Bluetooth
Refer to Sporton Test Report No.: FA971031 for Co-location RF Exposure Evaluation.	

Note: The EUT can only be used at Y axis position.

2.3 EUT Operation during Test

For CTX Mode:

For non-beamforming mode:

The EUT was programmed to be in continuously transmitting mode.

For beamforming mode:

During the test, the following programs under WIN 7 were executed.
The program was executed as follows:
1. During the test, the EUT operation to normal function.
2. Executed command fixed test channel under Telnet.
3. Executed "Lantest.exe" to link with the remote workstation to transmit and receive packet by RX Device and transmit duty cycle no less than 98%.

For Normal Link:

During the test, the EUT operation to normal function.

2.4 Accessories

Accessories				
No.	**Equipment Name**	**Brand Name**	**Model Name**	**Rating**
1	Adapter 1	AcBel	ADK002	INPUT: 100-120V ~50/60Hz, 1.5A, OUTPUT: 12V, 4.6A
2	Adapter 2	Netbit	NBC56A120460VU	INPUT: 100-120V ~50/60Hz, 1.5A, OUTPUT: 12V, 4.6A

2.5 Support Equipment

For AC Conduction:

Support Equipment				
No.	**Equipment**	**Brand Name**	**Model Name**	**FCC ID**
A	LAN NB	DELL	E6430	N/A
B	2.4G NB	DELL	E6430	N/A
C	5G NB	DELL	E6430	N/A
D	Phone1	SAMPO	HT-B 907WL	N/A
E	Phone2	SAMPO	HT-B 907WL	N/A
F	Terminal system	HUAWEI	SmartAX ma5633	N/A
G	Server	HUAWEI	ETP48200-C5A3	N/A
H	Terminal system NB	DELL	INSPIRON 3576	N/A
I	2.5G PC	DELL	T3400	N/A
J	SPLITTER	N/A	N/A	N/A
K	MoCA	Standalone	B2140	N/A
L	MoCA NB	DELL	E6430	N/A

For Radiated (below 1GHz):

Support Equipment				
No.	**Equipment**	**Brand Name**	**Model Name**	**FCC ID**
A	NB	DELL	E4300	N/A
B	NB	DELL	E4300	N/A
C	NB	DELL	E4300	N/A
D	NB	DELL	E4300	N/A
E	Phone	PHILIPS	M20	N/A
F	Phone	H-T-T	F-689	N/A
G	Terminal system	HUAWEI	SmartAX MA5633	N/A
H	MoCA	Standalone	B2140	N/A
I	NB	DELL	E4300	N/A
J	Server	HUAWEI	ETP48200-C5A3	N/A
K	NB	DELL	Inspiron 15	N/A

For Radiated (above 1GHz) and RF Conducted:

For non-beamforming mode:

Support Equipment				
No.	**Equipment**	**Brand Name**	**Model Name**	**FCC ID**
A	NB	DELL	E4300	N/A

For beamforming mode:

Support Equipment				
No.	**Equipment**	**Brand Name**	**Model Name**	**FCC ID**
A	NB	DELL	E4300	NA
B	NB	DELL	E4300	NA
C	AP (RX Device)	ASUS	RT-AX88U	N/A

2.6 Test Setup Diagram

Test Setup Diagram – AC Line Conducted Emission Test

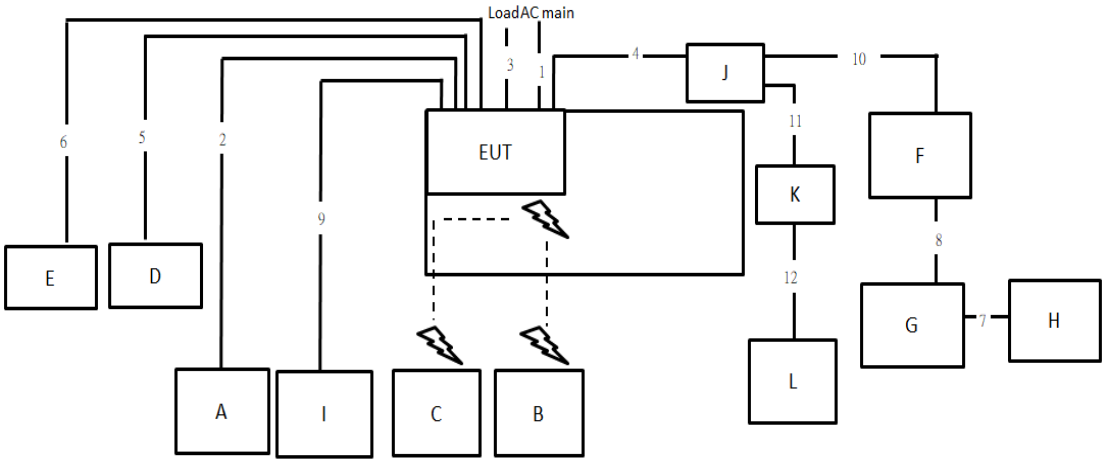

Item	Connection	Shielded	Length
1	Power cable	No	1.8m
2	RJ-45 cable	No	10m
3	RJ-45 cable*2	No	1.5m
4	Coaxial cable	Yes	10m
5	RJ-11 cable	No	3m
6	RJ-11 cable	No	3m
7	RJ-45 cable	No	1.5m
8	Fiber cable	No	10m
9	RJ-45 cable	No	10m
10	Coaxial cable	Yes	10m
11	Coaxial cable	Yes	1.5m
12	RJ-45 cable	No	3m

Test Setup Diagram - Radiated Test < 1GHz

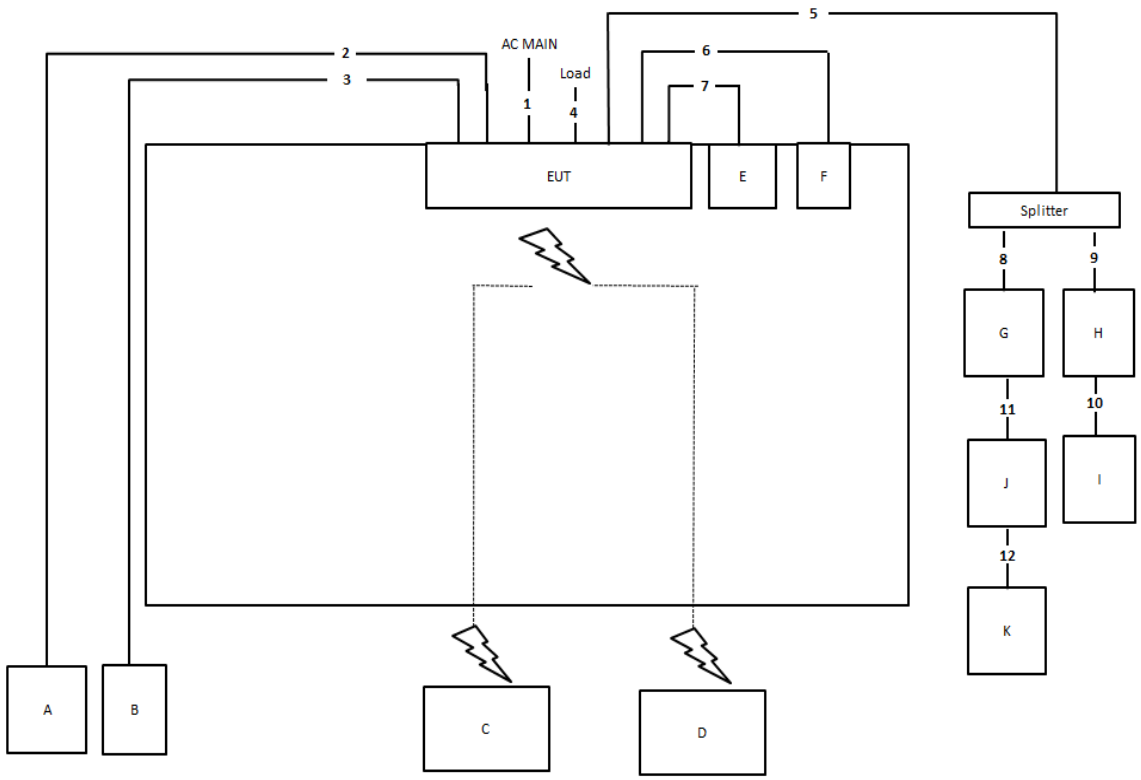

Item	Connection	Shielded	Length
1	Power cable	No	1.5m
2	RJ-45 cable	No	10m
3	RJ-45 cable	No	10m
4	RJ-45 cable	No	1.5m
5	Coaxial cable	Yes	10m
6	RJ-11 cable	No	1.5m
7	RJ-11 cable	No	1.5m
8	Coaxial cable	Yes	1.5m
9	Coaxial cable	Yes	1.5m
10	RJ-45 cable	No	1.5m
11	Fiber cable	No	10m
12	RJ-45 cable	No	1.5m

Test Setup Diagram - Radiated Test > 1GHz

For non-beamforming mode:

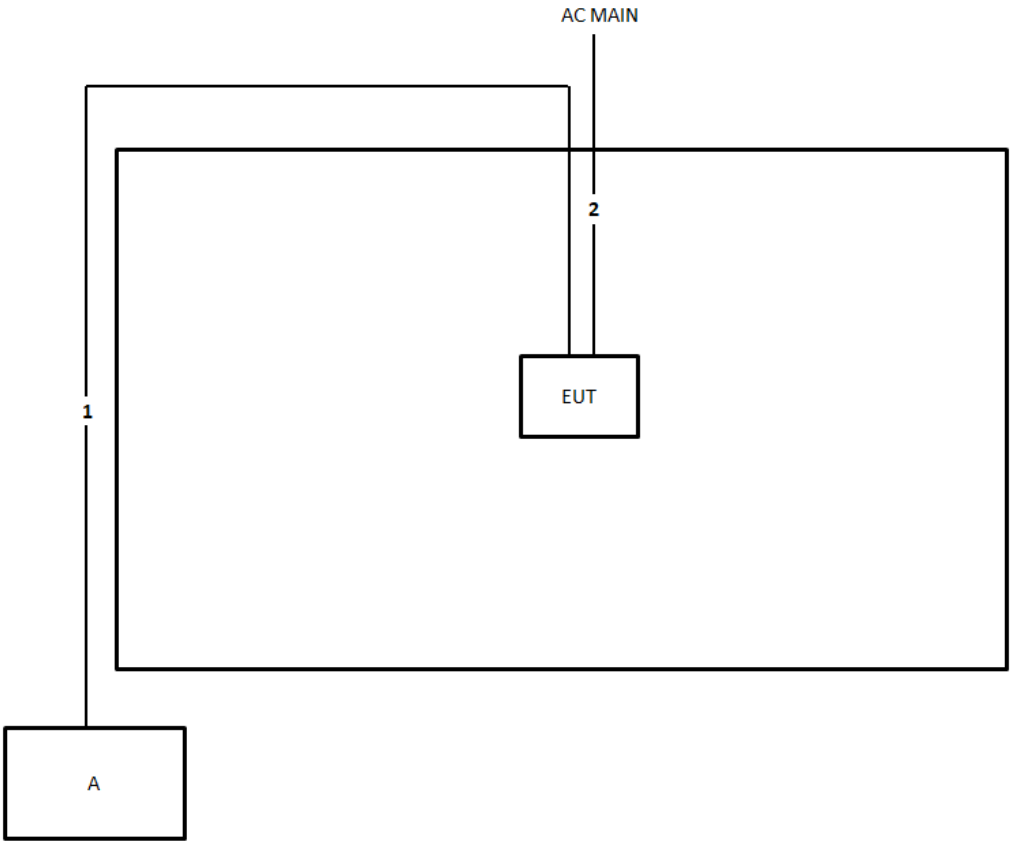

Item	Connection	Shielded	Length
1	RJ-45 cable	No	10m
2	Power cable	No	1.8m

Test Setup Diagram - Radiated Test > 1GHz

For beamforming mode:

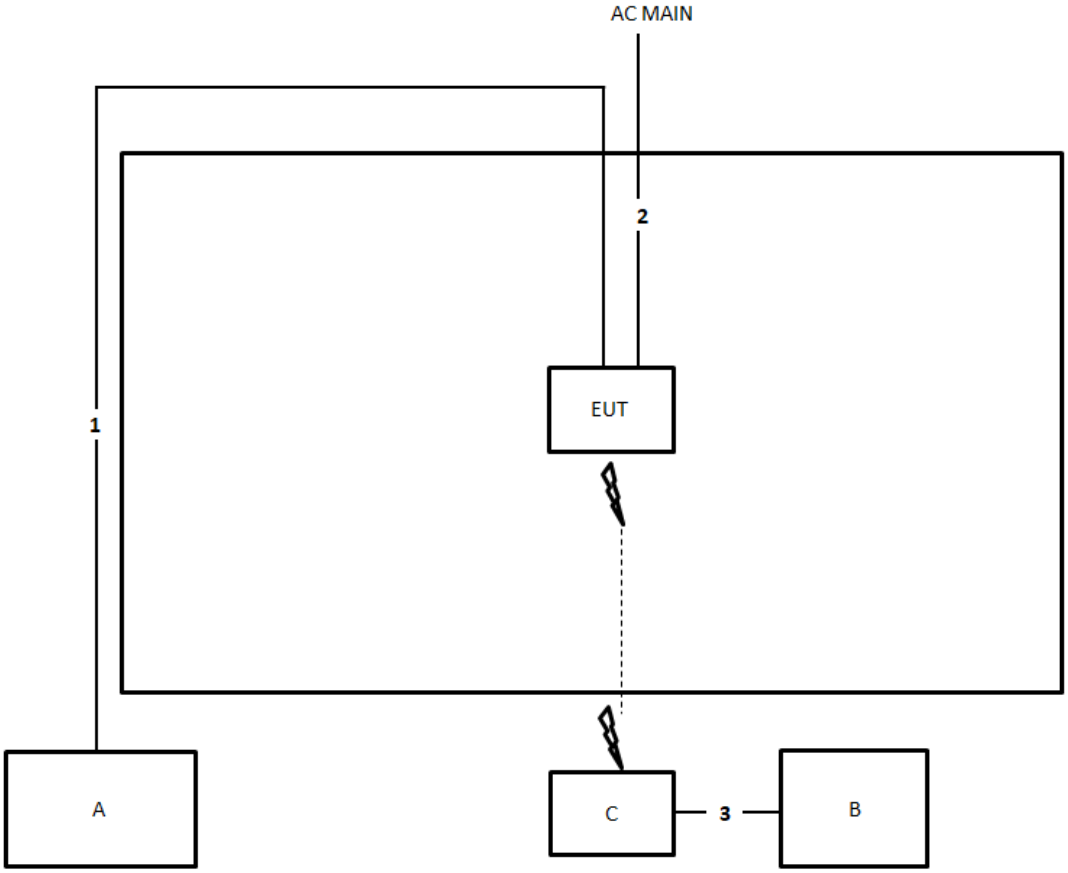

Item	Connection	Shielded	Length
1	RJ-45 cable	No	10m
2	Power cable	No	1.8m
3	RJ-45 cable	No	10m

3 Transmitter Test Result

3.1 AC Power-line Conducted Emissions

3.1.1 AC Power-line Conducted Emissions Limit

AC Power-line Conducted Emissions Limit		
Frequency Emission (MHz)	**Quasi-Peak**	**Average**
0.15-0.5	66 - 56 *	56 - 46 *
0.5-5	56	46
5-30	60	50
Note 1: * Decreases with the logarithm of the frequency.		

3.1.2 Measuring Instruments

Refer a test equipment and calibration data table in this test report.

3.1.3 Test Procedures

Test Method
☒ Refer as ANSI C63.10-2013, clause 6.2 for AC power-line conducted emissions.

3.1.4 Test Setup

AC Power-line Conducted Emissions

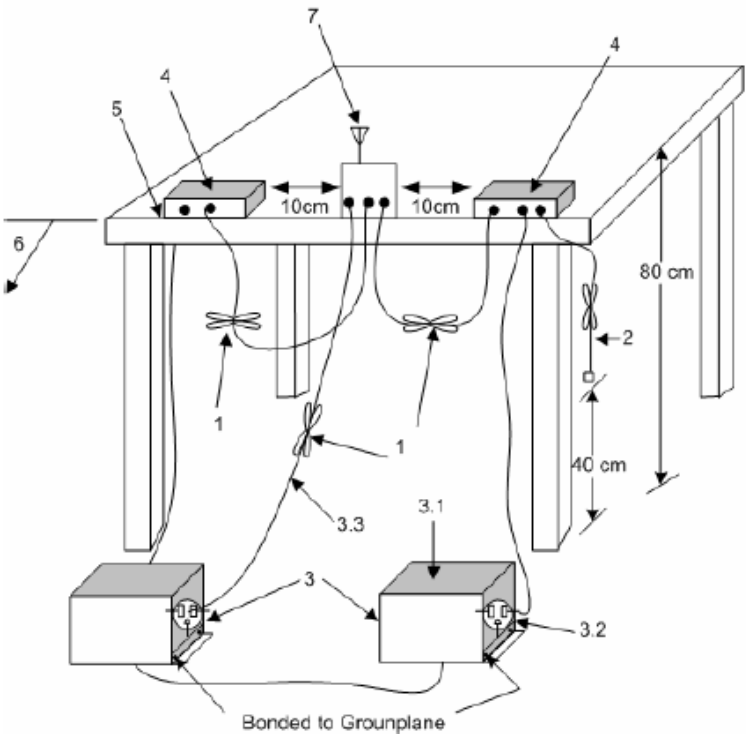

1—Interconnecting cables that hang closer than 40 cm to the ground plane shall be folded back and forth in the center forming a bundle 30 cm to 40 cm long.
2—The I/O cables that are not connected to an accessory shall be bundled in the center. The end of the cable may be terminated, if required, using the correct terminating impedance. The overall length shall not exceed 1 m.
3—EUT connected to one LISN. Unused LISN measuring port connectors shall be terminated in 50 Ω loads. LISN may be placed on top of, or immediately beneath, reference ground plane.
3.1—All other equipment powered from additional LISN(s).
3.2—A multiple-outlet strip may be used for multiple power cords of non-EUT equipment.
3.3—LISN at least 80 cm from nearest part of EUT chassis.
4—Non-EUT components of EUT system being tested.
5—Rear of EUT, including peripherals, shall all be aligned and flush with edge of tabletop.
6—Edge of tabletop shall be 40 cm removed from a vertical conducting plane that is bonded to the ground plane.
7—Antenna can be integral or detachable. If detachable, then the antenna shall be attached for this test.

3.1.5 Test Result of AC Power-line Conducted Emissions

Refer as Appendix A

3.2 DTS Bandwidth

3.2.1 6dB Bandwidth Limit

6dB Bandwidth Limit
Systems using digital modulation techniques:
▪ 6 dB bandwidth ≥ 500 kHz.

3.2.2 Measuring Instruments

Refer a test equipment and calibration data table in this test report.

3.2.3 Test Procedures

Test Method	
▪ For the emission bandwidth shall be measured using one of the options below:	
	☒ Refer as FCC KDB 558074, clause 8.2 & C63.10 clause 11.8.1 Option 1 for 6 dB bandwidth measurement.
	☐ Refer as FCC KDB 558074, clause 8.2 & C63.10 clause 11.8.2 Option 2 for 6 dB bandwidth measurement.
	☐ Refer as ANSI C63.10, clause 6.9.1 for occupied bandwidth testing.

3.2.4 Test Setup

Emission Bandwidth

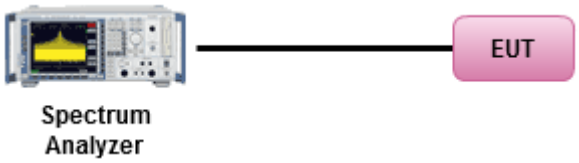

3.2.5 Test Result of Emission Bandwidth

Refer as Appendix B

3.3 Maximum Conducted Output Power

3.3.1 Maximum Conducted Output Power Limit

Maximum Conducted Output Power Limit		
	▪ If $G_{TX} \leq 6$ dBi, then $P_{Out} \leq 30$ dBm (1 W)	
	▪ Point-to-multipoint systems (P2M): If $G_{TX} > 6$ dBi, then $P_{Out} = 30 – (G_{TX} – 6)$ dBm	
	▪ Point-to-point systems (P2P): If $G_{TX} > 6$ dBi, then $P_{Out} = 30 – (G_{TX} – 6)/3$ dBm	
	▪ Smart antenna system (SAS):	
		- Single beam: If $G_{TX} > 6$ dBi, then $P_{Out} = 30 – (G_{TX} – 6)/3$ dBm
		- Overlap beam: If $G_{TX} > 6$ dBi, then $P_{Out} = 30 – (G_{TX} – 6)/3$ dBm
		- Aggregate power on all beams: If $G_{TX} > 6$ dBi, then $P_{Out} = 30 – (G_{TX} – 6)/3 + 8$dB dBm
P_{Out} = maximum peak conducted output power or maximum conducted output power in dBm, **G_{TX}** = the maximum transmitting antenna directional gain in dBi.		

3.3.2 Measuring Instruments

Refer a test equipment and calibration data table in this test report.

3.3.3 Test Procedures

Test Method		
▪ Maximum Peak Conducted Output Power		
	☐	Refer as FCC KDB 558074, clause 8.3.1.1 & C63.10 clause 11.9.1.1 (RBW ≥ EBW method).
	☐	Refer as FCC KDB 558074, clause 8.3.1.3 & C63.10 clause 11.9.1.3 (peak power meter).
▪ Maximum Conducted Output Power		
	[duty cycle ≥ 98% or external video / power trigger]	
	☐	Refer as FCC KDB 558074, clause 8.3.2.2 & C63.10 clause 11.9.2.2.2 Method AVGSA-1.
	☐	Refer as FCC KDB 558074, clause 8.3.2.2 & C63.10 clause 11.9.2.2.3 Method AVGSA-1A. (alternative)
	duty cycle < 98% and average over on/off periods with duty factor	
	☐	Refer as FCC KDB 558074, clause 8.3.2.2 & C63.10 clause 11.9.2.2.4 Method AVGSA-2.
	☐	Refer as FCC KDB 558074, clause 8.3.2.2 & C63.10 clause 11.9.2.2.5 Method AVGSA-2A (alternative)
	☐	Refer as FCC KDB 558074, clause 8.3.2.2 & C63.10 clause 11.9.2.2.6 Method AVGSA-3
	☐	Refer as FCC KDB 558074, clause 8.3.2.2 & C63.10 clause 11.9.2.2.7 Method AVGSA-3A (alternative)
	Measurement using a power meter (PM)	
	☒	Refer as FCC KDB 558074, clause 8.3.2.3 & C63.10 clause 11.9.2.3.1 Method AVGPM (using an RF average power meter).
	☐	Refer as FCC KDB 558074, clause 8.3.2.3 & C63.10 clause 11.9.2.3.2 Method AVGPM-G (using an gate RF average power meter).

▪ For conducted measurement.	
	▪ If the EUT supports multiple transmit chains using options given below: Refer as FCC KDB 662911, In-band power measurements. Using the measure-and-sum approach, measured all transmit ports individually. Sum the power (in linear power units e.g., mW) of all ports for each individual sample and save them.
	▪ If multiple transmit chains, EIRP calculation could be following as methods: $P_{total} = P_1 + P_2 + \ldots + P_n$ (calculated in linear unit [mW] and transfer to log unit [dBm]) $EIRP_{total} = P_{total} + DG$

3.3.4 Test Setup

Maximum Conducted Output Power (Power Meter)

3.3.5 Test Result of Maximum Conducted Output Power

Refer as Appendix C

3.4 Power Spectral Density

3.4.1 Power Spectral Density Limit

Power Spectral Density Limit
▪ Power Spectral Density (PSD) ≤ 8 dBm/3kHz

3.4.2 Measuring Instruments

Refer a test equipment and calibration data table in this test report.

3.4.3 Test Procedures

Test Method		
▪ Peak power spectral density procedures that the same method as used to determine the conducted output power. If maximum peak conducted output power was measured to demonstrate compliance to the output power limit, then the peak PSD procedure below (Method PKPSD) shall be used. If maximum conducted output power was measured to demonstrate compliance to the output power limit, then one of the average PSD procedures shall be used, as applicable based on the following criteria (the peak PSD procedure is also an acceptable option).		
	☒ Refer as FCC KDB 558074, clause 8.4 & C63.10 clause 11.10.2 Method PKPSD.	
	[duty cycle ≥ 98% or external video / power trigger]	
	☐ Refer as FCC KDB 558074, clause 8.4 & C63.10 clause 11.10.3 Method AVGPSD-1.	
	☐ Refer as FCC KDB 558074, clause 8.4 & C63.10 clause 11.10.5 Method AVGPSD-2.	
	☐ Refer as FCC KDB 558074, clause 8.4 & C63.10 clause 11.10.7 Method AVGPSD-3.	
	duty cycle < 98% and average over on/off periods with duty factor	
	☐ Refer as FCC KDB 558074, clause 8.4 & C63.10 clause 11.10.4 Method AVGPSD-1A. (alternative).	
	☐ Refer as FCC KDB 558074, clause 8.4 & C63.10 clause 11.10.6 Method AVGPSD-2A. (alternative)	
	☐ Refer as FCC KDB 558074, clause 8.4 & C63.10 clause 11.10.8 Method AVGPSD-3A. (alternative)	
▪ For conducted measurement.		
	▪ If The EUT supports multiple transmit chains using options given below:	
		☒ Option 1: Measure and sum the spectra across the outputs. Refer as FCC KDB 662911, In-band power spectral density (PSD). Sample all transmit ports simultaneously using a spectrum analyzer for each transmit port. Where the trace bin-by-bin of each transmit port summing can be performed. (i.e., in the first spectral bin of output 1 is summed with that in the first spectral bin of output 2 and that from the first spectral bin of output 3, and so on up to the NTX output to obtain the value for the first frequency bin of the summed spectrum.). Add up the amplitude (power) values for the different transmit chains and use this as the new data trace.
		☐ Option 2: Measure and sum spectral maxima across the outputs. With this technique, spectra are measured at each output of the device at the required resolution bandwidth. The maximum value (peak) of each spectrum is determined. These maximum values are then summed mathematically in linear power units across the outputs. These operations shall be performed separately over frequency spans that have different out-of-band or spurious emission limits,

		☐ Option 3: Measure and add 10 log(N) dB, where N is the number of transmit chains. Refer as FCC KDB 662911, In-band power spectral density (PSD). Performed at each transmit chains and each transmit chains shall be compared with the limit have been reduced with 10 log(N). Or each transmit chains shall be add 10 log(N) to compared with the limit.

3.4.4 Test Setup

Power Spectral Density



3.4.5 Test Result of Power Spectral Density

Refer as Appendix D

3.5 Emissions in Non-restricted Frequency Bands

3.5.1 Emissions in Non-restricted Frequency Bands Limit

Un-restricted Band Emissions Limit	
RF output power procedure	**Limit (dBc)**
Peak output power procedure	20
Average output power procedure	30

Note 1: If the peak output power procedure is used to measure the fundamental emission power to demonstrate compliance to requirements, then the peak conducted output power measured within any 100 kHz outside the authorized frequency band shall be attenuated by at least 20 dB relative to the maximum measured in-band peak PSD level.

Note 2: If the average output power procedure is used to measure the fundamental emission power to demonstrate compliance to requirements, then the power in any 100 kHz outside of the authorized frequency band shall be attenuated by at least 30 dB relative to the maximum measured in-band average PSD level.

3.5.2 Measuring Instruments

Refer a test equipment and calibration data table in this test report.

3.5.3 Test Procedures

Test Method
▪ Refer as FCC KDB 558074, clause 8.5 for unwanted emissions into non-restricted bands.

3.5.4 Test Setup

Emissions in Non-restricted Frequency Bands



3.5.5 Test Result of Emissions in Non-restricted Frequency Bands

Refer as Appendix E

3.6 Emissions in Restricted Frequency Bands

3.6.1 Emissions in Restricted Frequency Bands Limit

Restricted Band Emissions Limit			
Frequency Range (MHz)	**Field Strength (uV/m)**	**Field Strength (dBuV/m)**	**Measure Distance (m)**
0.009~0.490	2400/F(kHz)	48.5 - 13.8	300
0.490~1.705	24000/F(kHz)	33.8 - 23	30
1.705~30.0	30	29	30
30~88	100	40	3
88~216	150	43.5	3
216~960	200	46	3
Above 960	500	54	3

Note 1: Test distance for frequencies at or above 30 MHz, measurements may be performed at a distance other than the limit distance provided they are not performed in the near field and the emissions to be measured can be detected by the measurement equipment. When performing measurements at a distance other than that specified, the results shall be extrapolated to the specified distance using an extrapolation factor of 20 dB/decade (inverse of linear distance for field-strength measurements, inverse of linear distance-squared for power-density measurements).

Note 2: Test distance for frequencies at below 30 MHz, measurements may be performed at a distance closer than the EUT limit distance; however, an attempt should be made to avoid making measurements in the near field. When performing measurements below 30 MHz at a closer distance than the limit distance, the results shall be extrapolated to the specified distance by either making measurements at a minimum of two or more distances on at least one radial to determine the proper extrapolation factor or by using the square of an inverse linear distance extrapolation factor (40 dB/decade). The test report shall specify the extrapolation method used to determine compliance of the EUT.

Note 3: Using the distance of 1m during the test for above 18 GHz, and the test value to correct for the distance factor at 3m.

3.6.2 Measuring Instruments

Refer a test equipment and calibration data table in this test report.

3.6.3 Test Procedures

Test Method			
▪ The average emission levels shall be measured in [duty cycle ≥ 98 or duty factor].			
▪ Refer as ANSI C63.10, clause 6.10.3 band-edge testing shall be performed at the lowest frequency channel and highest frequency channel within the allowed operating band.			
▪ For the transmitter unwanted emissions shall be measured using following options below:			
	▪ Refer as FCC KDB 558074, clause 8.6 for unwanted emissions into restricted bands.		
		☐	Refer as FCC KDB 558074, clause 8.6 & C63.10 clause 11.12.2.5.1(trace averaging for duty cycle ≥98%).
		☐	Refer as FCC KDB 558074, clause 8.6 & C63.10 clause 11.12.2.5.2(trace averaging + duty factor).
		☒	Refer as FCC KDB 558074, clause 8.6 & C63.10 clause 11.12.2.5.3(Reduced VBW≥1/T).
		☐	Refer as ANSI C63.10, clause 11.12.2.5.3 (Reduced VBW). VBW ≥ 1/T, where T is pulse time.
		☐	Refer as ANSI C63.10, clause 7.5 average value of pulsed emissions.
		☒	Refer as FCC KDB 558074, clause 8.6 & C63.10 clause 11.12.2.4 measurement procedure peak limit.
▪ For the transmitter band-edge emissions shall be measured using following options below:			
	▪ Refer as FCC KDB 558074 clause 8.7 & C63.10 clause 11.13.1, When the performing peak or average radiated measurements, emissions within 2 MHz of the authorized band edge may be measured using the marker-delta method described below.		
	▪ Refer as FCC KDB 558074, clause 8.7 (ANSI C63.10, clause 6.10.6) for marker-delta method for band-edge measurements.		
	▪ Refer as FCC KDB 558074, clause 8.7 for narrower resolution bandwidth (100kHz) using the band power and summing the spectral levels (i.e., 1 MHz).		
	▪ For conducted unwanted emissions into restricted bands (absolute emission limits). Devices with multiple transmit chains using options given below: (1) Measure and sum the spectra across the outputs or (2) Measure and add 10 log(N) dB		
	▪ For FCC KDB 662911 The methodology described here may overestimate array gain, thereby resulting in apparent failures to satisfy the out-of-band limits even if the device is actually compliant. In such cases, compliance may be demonstrated by performing radiated tests around the frequencies at which the apparent failures occurred.		

3.6.4 Test Setup

Radiated - Emissions in Restricted Frequency Bands
9kHz ~30MHz
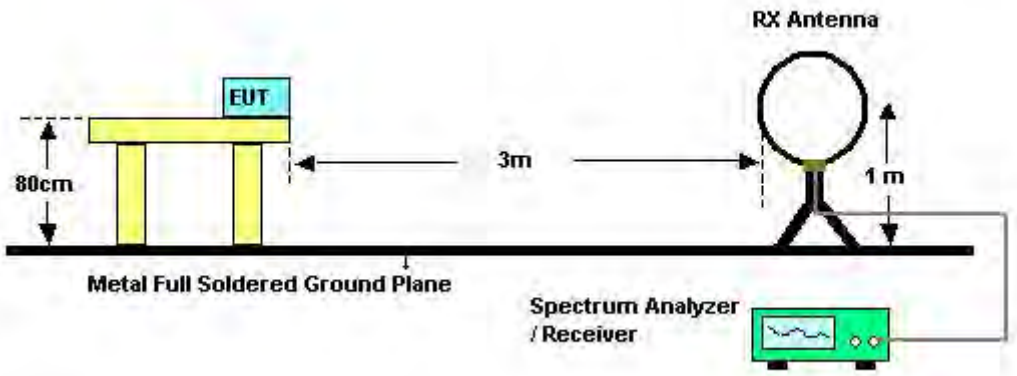
30MHz~1GHz
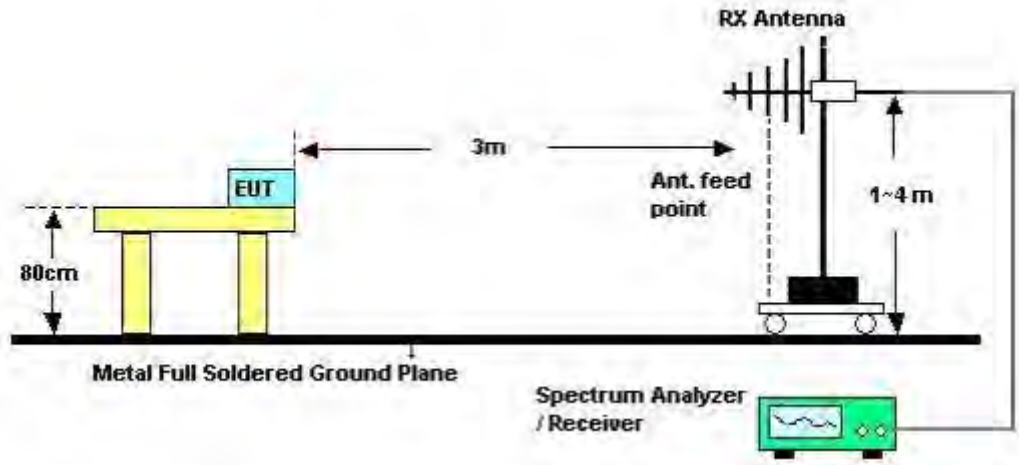

Above 1GHz

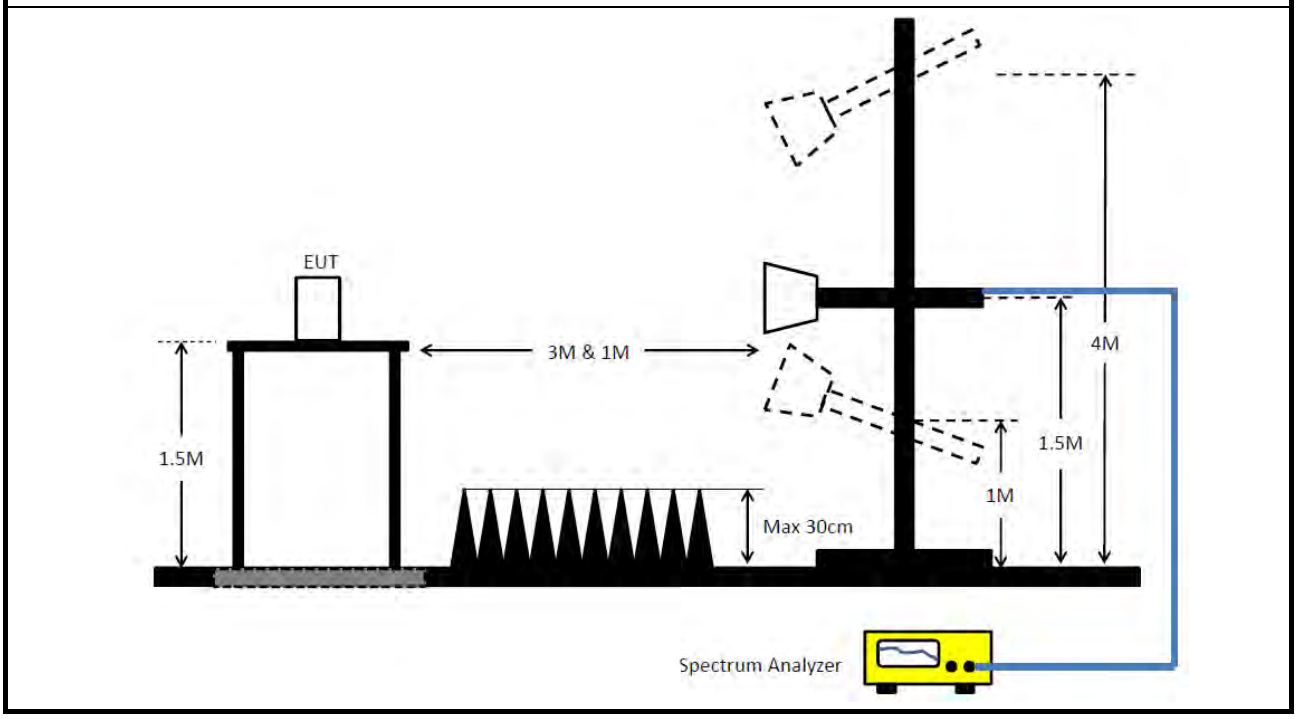

3.6.5 Measurement Results Calculation

The measured Level is calculated using:
Corrected Reading: Antenna Factor + Cable Loss + Read Level - Preamp Factor = Level.

3.6.6 Emissions in Restricted Frequency Bands (Below 30MHz)

All amplitude of spurious emissions that are attenuated by more than 20 dB below the permissible value has no need to be reported.
The radiated emissions were investigated from 9 kHz or the lowest frequency generated within the device, up to the 10 harmonic or 40 GHz, whichever is appropriate.

3.6.7 Test Result of Emissions in Restricted Frequency Bands

Refer as Appendix F

4 Test Equipment and Calibration Data

For AC Conduction:

Instrument	Manufacturer	Model No.	Serial No.	Characteristics	Calibration Date	Calibration Due Date	Remark
EMI Receiver	Agilent	N9038A	My52260123	9kHz ~ 8.45GHz	Jan. 28, 2019	Jan. 29, 2020	Conduction (CO01-CB)
LISN	F.C.C.	FCC-LISN-50-16-2	04083	150kHz ~ 100MHz	Dec. 24, 2018	Dec. 23, 2019	Conduction (CO01-CB)
LISN	Schwarzbeck	NSLK 8127	8127647	9kHz ~ 30MHz	Jan. 11, 2019	Jan. 10, 2020	Conduction (CO01-CB)
COND Cable	Woken	Cable	Low cable-CO01	9kHz ~ 30MHz	May 21, 2019	May 20, 2020	Conduction (CO01-CB)
Software	Audix	E3	6.120210n	-	N.C.R.	N.C.R.	Conduction (CO01-CB)

For Radiated (below 1GHz):

Instrument	Manufacturer	Model No.	Serial No.	Characteristics	Calibration Date	Calibration Due Date	Remark
Loop Antenna	Teseq	HLA 6120	24155	9kHz - 30 MHz	Mar. 29, 2019	Mar. 28, 2020	Radiation (03CH05-CB)
Bilog Antenna with 6dB Attenuator	TESE & EMCI	CBL 6112D & N-6-06	35236 & AT-N0610	30MHz ~ 2GHz	Mar. 28, 2019	Mar. 27, 2020	Radiation (03CH05-CB)
Pre-Amplifier	EMCI	EMC330N	980332	20MHz ~ 3GHz	May 01, 2019	Apr. 30, 2020	Radiation (03CH05-CB)
Spectrum Analyzer	R&S	FSP40	100056	9kHz ~ 40GHz	Jan. 31, 2019	Jan. 30, 2020	Radiation (03CH05-CB)
EMI Test Receiver	R&S	ESCS	826547/017	9kHz ~ 2.75GHz	May 15, 2019	May 14, 2020	Radiation (03CH05-CB)
RF Cable-low	Woken	RG402	LOW Cable-04+23	30MHz~1GHz	Oct. 08, 2018	Oct. 07, 2019	Radiation (03CH05-CB)

For Radiated (above 1GHz):

Instrument	Manufacturer	Model No.	Serial No.	Characteristics	Calibration Date	Calibration Due Date	Remark
Horn Antenna	ETS・Lindgren	3115	6821	750MHz~18GHz	Jan. 24, 2019	Jan. 23, 2020	Radiation (03CH03-CB)
Horn Antenna	Schwarzbeck	BBHA 9170	BBHA9170252	15GHz ~ 40GHz	Jun. 27, 2019	Jun. 26, 2020	Radiation (03CH03-CB)
Pre-Amplifier	Agilent	8449B	3008A02097	1GHz ~ 26.5GHz	Dec. 20, 2018	Dec. 19, 2019	Radiation (03CH03-CB)
Pre-Amplifier	MITEQ	TTA1840-35-HG	1864479	18GHz ~ 40GHz	Jul. 04, 2018	Jul. 03, 2019	Radiation (03CH03-CB)
Pre-Amplifier	MITEQ	TTA1840-35-HG	1864479	18GHz ~ 40GHz	Jul. 03, 2019	Jul. 02, 2020	Radiation (03CH03-CB)
Spectrum Analyzer	R&S	FSP-40	100019	9kHz ~ 40GHz	Jun. 19, 2019	Jun. 18, 2020	Radiation (03CH03-CB)
RF Cable-high	Woken	RG402	High Cable-20+27	1GHz ~ 18GHz	Oct. 08, 2018	Oct. 07, 2019	Radiation (03CH03-CB)
RF Cable-high	Woken	RG402	High Cable-27	1GHz ~ 18GHz	Oct. 08, 2018	Oct. 07, 2019	Radiation (03CH03-CB)
RF Cable-high	Woken	RG402	High Cable-40G#1	18GHz ~ 40 GHz	Jul. 27, 2018	Jul. 26, 2019	Radiation (03CH03-CB)
RF Cable-high	Woken	RG402	High Cable-40G#1	18GHz ~ 40 GHz	Jul. 24, 2019	Jul. 23, 2020	Radiation (03CH03-CB)
RF Cable-high	Woken	RG402	High Cable-40G#2	18GHz ~ 40 GHz	Jul. 27, 2018	Jul. 26, 2019	Radiation (03CH03-CB)
RF Cable-high	Woken	RG402	High Cable-40G#2	18GHz ~ 40 GHz	Jul. 24, 2019	Jul. 23, 2020	Radiation (03CH03-CB)

For RF Conducted:

Instrument	Manufacturer	Model No.	Serial No.	Characteristics	Calibration Date	Calibration Due Date	Remark
Spectrum analyzer	R&S	FSV40	100979	9kHz~40GHz	Feb. 25, 2019	Feb. 24, 2020	Conducted (TH01-CB)
Power Sensor	Agilent	E9327A	US40442088	50MHz~18GHz	Jan. 15, 2019	Jan. 14, 2020	Conducted (TH01-CB)
Power Meter	Agilent	E4416A	GB41291199	50MHz~18GHz	Jan. 15, 2019	Jan. 14, 2020	Conducted (TH01-CB)
RF Cable-high	Woken	RG402	High Cable-06	1 GHz – 26.5 GHz	Oct. 08, 2018	Oct. 07, 2019	Conducted (TH01-CB)
RF Cable-high	Woken	RG402	High Cable-07	1 GHz –26.5 GHz	Oct. 08, 2018	Oct. 07, 2019	Conducted (TH01-CB)
RF Cable-high	Woken	RG402	High Cable-08	1 GHz –26.5 GHz	Oct. 08, 2018	Oct. 07, 2019	Conducted (TH01-CB)
RF Cable-high	Woken	RG402	High Cable-09	1 GHz –26.5 GHz	Oct. 08, 2018	Oct. 07, 2019	Conducted (TH01-CB)
RF Cable-high	Woken	RG402	High Cable-10	1 GHz –26.5 GHz	Oct. 08, 2018	Oct. 07, 2019	Conducted (TH01-CB)
RF Cable-high	Woken	RG402	High Cable-28	1 GHz –26.5 GHz	Nov. 19, 2018	Nov. 18, 2019	Conducted (TH01-CB)

Note: Calibration Interval of instruments listed above is one year.

N.C.R. means Non-Calibration required.

AC Power-line Conducted Emissions Result			
Operating Mode	1	**Power Phase**	Line
Operating Function	Normal Link		

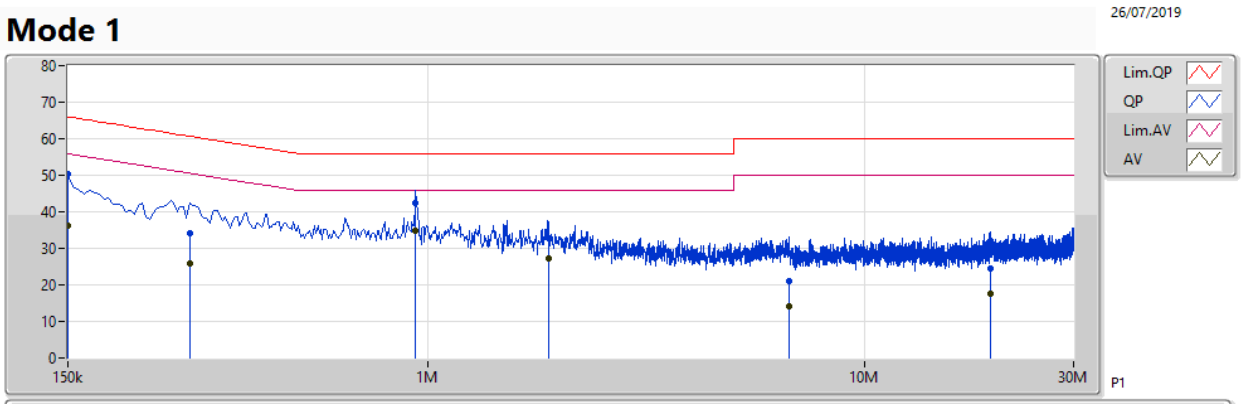

Type	Freq	Level	Limit	Margin	Factor	Condition	Comment	Raw	AF	CL	AT
	(Hz)	(dBuV)	(dBuV)	(dB)	(dB)			(dBuV)	(dB)	(dB)	(dB)
QP	150k	50.47	66.00	-15.53	9.90	Line	-	40.57	0.05	0.06	9.79
AV	150k	36.33	56.00	-19.67	9.90	Line	-	26.43	0.05	0.06	9.79
QP	285k	34.22	60.67	-26.45	9.92	Line	-	24.30	0.06	0.06	9.80
AV	285k	25.71	50.67	-24.96	9.92	Line	-	15.79	0.06	0.06	9.80
QP	937.5k	42.51	56.00	-13.49	9.98	Line	-	32.53	0.07	0.09	9.82
AV	937.5k	34.85	46.00	-11.15	9.98	Line	"Worst"	24.87	0.07	0.09	9.82
QP	1.883M	32.64	56.00	-23.36	10.04	Line	-	22.60	0.09	0.12	9.83
AV	1.883M	27.21	46.00	-18.79	10.04	Line	-	17.17	0.09	0.12	9.83
QP	6.707M	21.10	60.00	-38.90	10.24	Line	-	10.86	0.17	0.20	9.87
AV	6.707M	14.12	50.00	-35.88	10.24	Line	-	3.88	0.17	0.20	9.87
QP	19.374M	24.40	60.00	-35.60	10.52	Line	-	13.88	0.29	0.25	9.98
AV	19.374M	17.54	50.00	-32.46	10.52	Line	-	7.02	0.29	0.25	9.98

Note 1: “>20dB” means emission levels that exceed the level of 20 dB below the applicable limit.
Note 2: “N/F” means Nothing Found emissions (No emissions were detected.)

AC Power-line Conducted Emissions Result			
Operating Mode	1	**Power Phase**	Neutral
Operating Function	Normal Link		

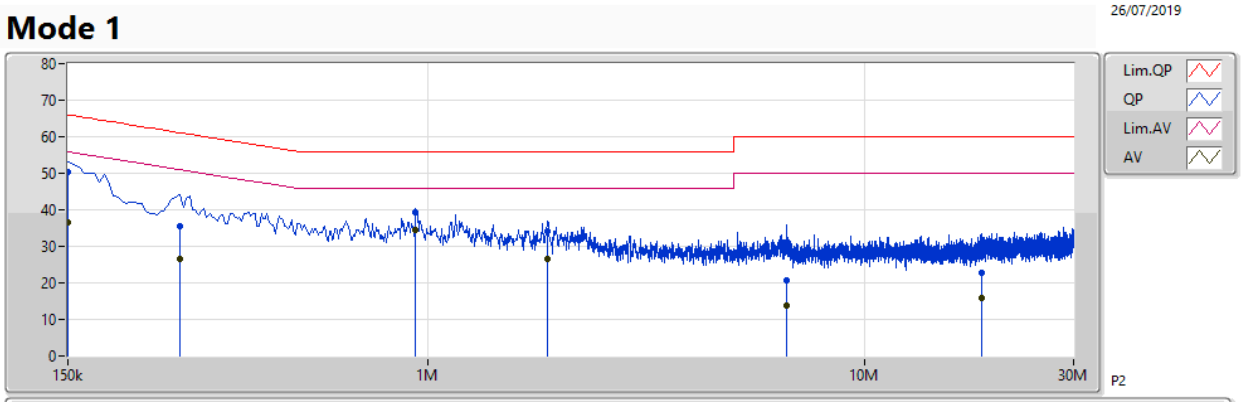

Type	Freq	Level	Limit	Margin	Factor	Condition	Comment	Raw	AF	CL	AT
	(Hz)	(dBuV)	(dBuV)	(dB)	(dB)			(dBuV)	(dB)	(dB)	(dB)
QP	150k	50.30	66.00	-15.70	9.89	Neutral	-	40.41	0.04	0.06	9.79
AV	150k	36.48	56.00	-19.52	9.89	Neutral	-	26.59	0.04	0.06	9.79
QP	271.5k	35.40	61.07	-25.67	9.90	Neutral	-	25.50	0.04	0.06	9.80
AV	271.5k	26.48	51.07	-24.59	9.90	Neutral	-	16.58	0.04	0.06	9.80
QP	937.5k	39.35	56.00	-16.65	9.97	Neutral	-	29.38	0.06	0.09	9.82
AV	937.5k	34.47	46.00	-11.53	9.97	Neutral	"Worst"	24.50	0.06	0.09	9.82
QP	1.874M	34.07	56.00	-21.93	10.02	Neutral	-	24.05	0.07	0.12	9.83
AV	1.874M	26.63	46.00	-19.37	10.02	Neutral	-	16.61	0.07	0.12	9.83
QP	6.621M	20.76	60.00	-39.24	10.22	Neutral	-	10.54	0.15	0.20	9.87
AV	6.621M	13.82	50.00	-36.18	10.22	Neutral	-	3.60	0.15	0.20	9.87
QP	18.519M	22.76	60.00	-37.24	10.45	Neutral	-	12.31	0.24	0.24	9.97
AV	18.519M	15.81	50.00	-34.19	10.45	Neutral	-	5.36	0.24	0.24	9.97

Note 1: ">20dB" means emission levels that exceed the level of 20 dB below the applicable limit.
Note 2: "N/F" means Nothing Found emissions (No emissions were detected.)

AC Power-line Conducted Emissions Result			
Operating Mode	2	**Power Phase**	Line
Operating Function	Normal Link		

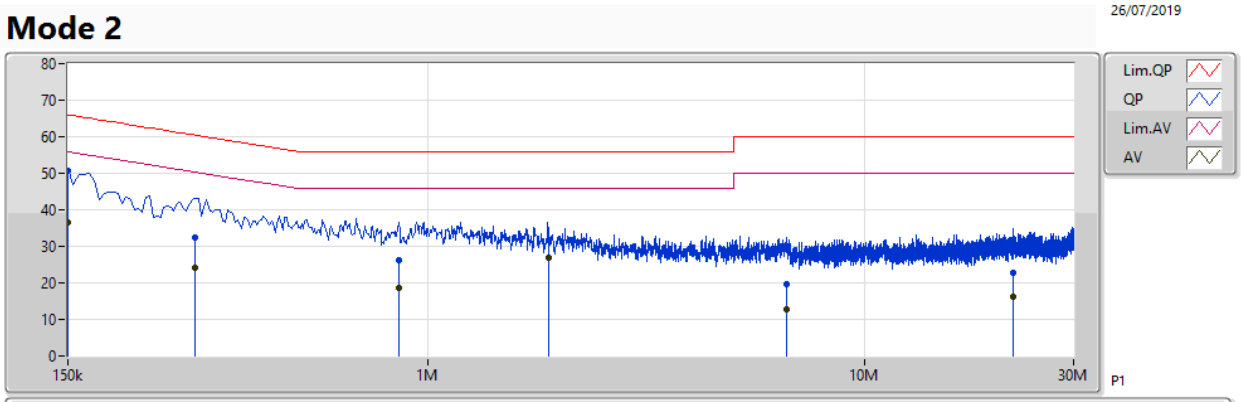

Type	Freq	Level	Limit	Margin	Factor	Condition	Comment	Raw	AF	CL	AT
	(Hz)	(dBuV)	(dBuV)	(dB)	(dB)			(dBuV)	(dB)	(dB)	(dB)
QP	150k	50.85	66.00	-15.15	9.90	Line	"Worst"	40.95	0.05	0.06	9.79
AV	150k	36.55	56.00	-19.45	9.90	Line	-	26.65	0.05	0.06	9.79
QP	294k	32.47	60.42	-27.95	9.92	Line	-	22.55	0.06	0.06	9.80
AV	294k	24.03	50.42	-26.39	9.92	Line	-	14.11	0.06	0.06	9.80
QP	856.5k	26.27	56.00	-29.73	9.97	Line	-	16.30	0.07	0.08	9.82
AV	856.5k	18.57	46.00	-27.43	9.97	Line	-	8.60	0.07	0.08	9.82
QP	1.883M	31.77	56.00	-24.23	10.04	Line	-	21.73	0.09	0.12	9.83
AV	1.883M	26.81	46.00	-19.19	10.04	Line	-	16.77	0.09	0.12	9.83
QP	6.612M	19.75	60.00	-40.25	10.24	Line	-	9.51	0.17	0.20	9.87
AV	6.612M	12.86	50.00	-37.14	10.24	Line	-	2.62	0.17	0.20	9.87
QP	21.867M	22.66	60.00	-37.34	10.60	Line	-	12.06	0.31	0.29	10.00
AV	21.867M	16.11	50.00	-33.89	10.60	Line	-	5.51	0.31	0.29	10.00

Note 1: ">20dB" means emission levels that exceed the level of 20 dB below the applicable limit.
Note 2: "N/F" means Nothing Found emissions (No emissions were detected.)

AC Power-line Conducted Emissions Result			
Operating Mode	2	**Power Phase**	Neutral
Operating Function	Normal Link		

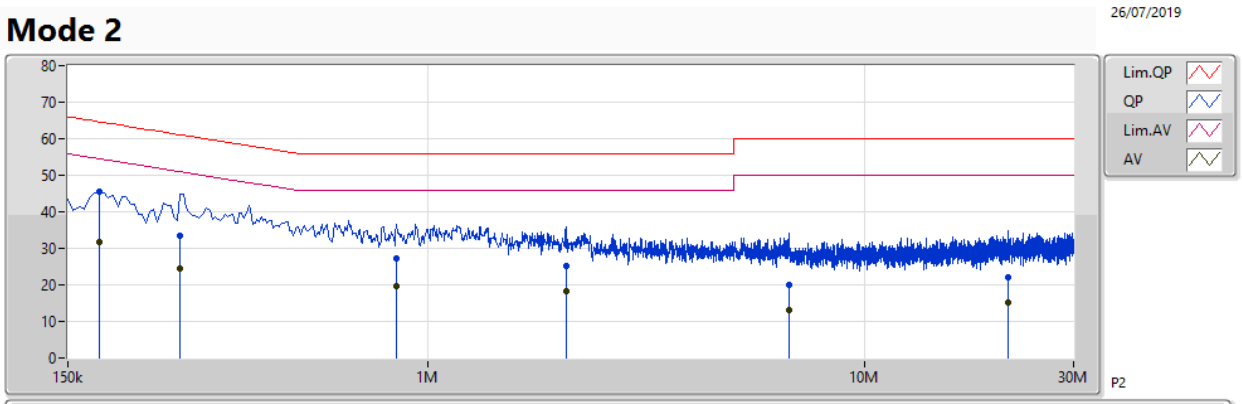

Type	Freq	Level	Limit	Margin	Factor	Condition	Comment	Raw	AF	CL	AT
	(Hz)	(dBuV)	(dBuV)	(dB)	(dB)			(dBuV)	(dB)	(dB)	(dB)
QP	177k	45.63	64.62	-18.99	9.89	Neutral	"Worst"	35.74	0.04	0.06	9.79
AV	177k	31.62	54.62	-23.00	9.89	Neutral	-	21.73	0.04	0.06	9.79
QP	271.5k	33.35	61.07	-27.72	9.90	Neutral	-	23.45	0.04	0.06	9.80
AV	271.5k	24.62	51.07	-26.45	9.90	Neutral	-	14.72	0.04	0.06	9.80
QP	847.5k	27.18	56.00	-28.82	9.96	Neutral	-	17.22	0.06	0.08	9.82
AV	847.5k	19.51	46.00	-26.49	9.96	Neutral	-	9.55	0.06	0.08	9.82
QP	2.067M	25.32	56.00	-30.68	10.02	Neutral	-	15.30	0.07	0.12	9.83
AV	2.067M	18.30	46.00	-27.70	10.02	Neutral	-	8.28	0.07	0.12	9.83
QP	6.716M	20.13	60.00	-39.87	10.22	Neutral	-	9.91	0.15	0.20	9.87
AV	6.716M	13.21	50.00	-36.79	10.22	Neutral	-	2.99	0.15	0.20	9.87
QP	21.269M	22.22	60.00	-37.78	10.55	Neutral	-	11.67	0.27	0.28	10.00
AV	21.269M	15.26	50.00	-34.74	10.55	Neutral	-	4.71	0.27	0.28	10.00

Note 1: ">20dB" means emission levels that exceed the level of 20 dB below the applicable limit.
Note 2: "N/F" means Nothing Found emissions (No emissions were detected.)

For non-beamforming mode:
4 Stream 4 TX for SDM mode & 1 Stream 4 TX for CDD mode:
Summary

Mode	Max-N dB (Hz)	Max-OBW (Hz)	ITU-Code	Min-N dB (Hz)	Min-OBW (Hz)
2.4-2.4835GHz	-	-	-	-	-
802.11b_Nss1,(1Mbps)_4TX	7.55M	11.569M	11M6G1D	6.075M	10.195M
VHT20_Nss4,(MCS0)_4TX	17.6M	17.891M	17M9D1D	17.3M	17.741M
VHT40_Nss4,(MCS0)_4TX	36.35M	36.332M	36M3D1D	35.65M	36.082M
802.11ax HEW20_Nss4,(MCS0)_4TX	18.975M	19.065M	19M1D1D	18.5M	18.966M
802.11ax HEW40_Nss4,(MCS0)_4TX	37.55M	37.631M	37M6D1D	34.95M	37.431M

Max-N dB = Maximum 6dB down bandwidth; **Max-OBW** = Maximum 99% occupied bandwidth;
Min-N dB = Minimum 6dB down bandwidth; **Min-OBW** = Minimum 99% occupied bandwidth;

Result

Mode	Result	Limit (Hz)	Port 1-N dB (Hz)	Port 1-OBW (Hz)	Port 2-N dB (Hz)	Port 2-OBW (Hz)	Port 3-N dB (Hz)	Port 3-OBW (Hz)	Port 4-N dB (Hz)	Port 4-OBW (Hz)
802.11b_Nss1,(1Mbps)_4TX	-	-	-	-	-	-	-	-	-	-
2412MHz	Pass	500k	6.55M	10.195M	6.525M	10.245M	7M	10.295M	7.5M	10.22M
2437MHz	Pass	500k	7.05M	10.22M	6.075M	10.295M	7.025M	10.395M	7.025M	10.32M
2462MHz	Pass	500k	7.55M	11.569M	7.025M	11.169M	7.025M	11.519M	7.05M	11.194M
VHT20_Nss4,(MCS0)_4TX	-	-	-	-	-	-	-	-	-	-
2412MHz	Pass	500k	17.55M	17.766M	17.575M	17.741M	17.575M	17.791M	17.3M	17.741M
2437MHz	Pass	500k	17.575M	17.891M	17.575M	17.866M	17.6M	17.891M	17.575M	17.866M
2462MHz	Pass	500k	17.55M	17.816M	17.575M	17.841M	17.55M	17.841M	17.55M	17.816M
VHT40_Nss4,(MCS0)_4TX	-	-	-	-	-	-	-	-	-	-
2422MHz	Pass	500k	35.7M	36.182M	36.3M	36.182M	36.3M	36.182M	35.65M	36.082M
2437MHz	Pass	500k	36.3M	36.282M	36.35M	36.282M	36.3M	36.332M	36.3M	36.232M
2452MHz	Pass	500k	36.3M	36.232M	36.3M	36.232M	36.3M	36.182M	36.35M	36.132M
802.11ax HEW20_Nss4,(MCS0)_4TX	-	-	-	-	-	-	-	-	-	-
2412MHz	Pass	500k	18.625M	18.991M	18.5M	18.966M	18.725M	18.991M	18.775M	18.991M
2437MHz	Pass	500k	18.95M	19.015M	18.975M	18.991M	18.725M	19.065M	18.925M	19.04M
2462MHz	Pass	500k	18.775M	19.015M	18.9M	18.966M	18.85M	19.015M	18.9M	18.966M
802.11ax HEW40_Nss4,(MCS0)_4TX	-	-	-	-	-	-	-	-	-	-
2422MHz	Pass	500k	36.9M	37.481M	36.15M	37.531M	37.2M	37.481M	34.95M	37.431M
2437MHz	Pass	500k	37.55M	37.581M	37.15M	37.531M	37.55M	37.631M	37.15M	37.581M
2452MHz	Pass	500k	37.25M	37.581M	36.7M	37.481M	37.25M	37.481M	37.3M	37.481M

Port X-N dB = Port **X** 6dB down bandwidth; **Port X-OBW** = Port **X** 99% occupied bandwidth;

802.11b_Nss1,(1Mbps)_4TX

EBW

2412MHz

19/07/2019

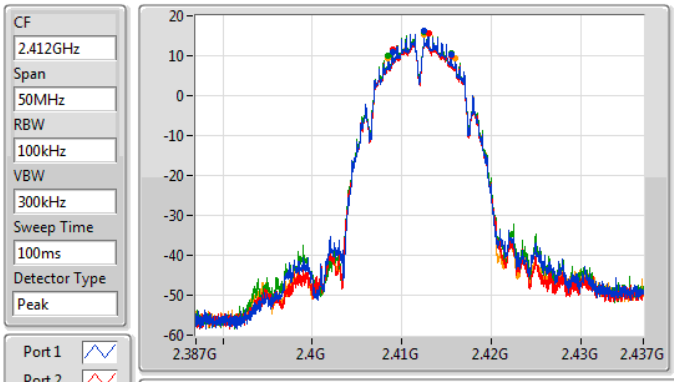

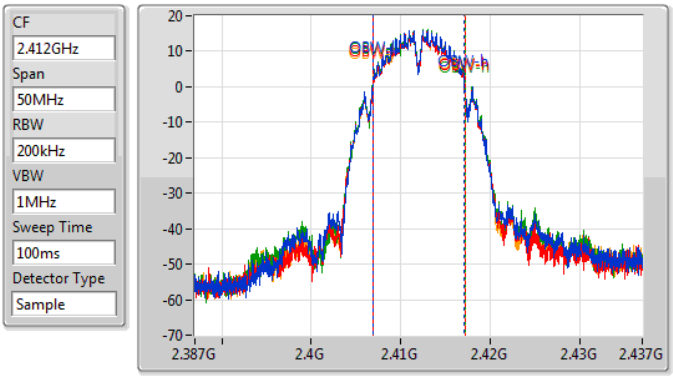

6dB(Hz)	Fl-6dB(Hz)	Fh-6dB(Hz)	OBW(Hz)	Fl-OBW(Hz)	Fh-OBW(Hz)	Limit(Hz)	Port
6.55M	2.408975G	2.415525G	10.195M	2.406953G	2.417147G	500k	1
6.525M	2.408975G	2.4155G	10.245M	2.406928G	2.417172G	500k	2
7M	2.4085G	2.4155G	10.295M	2.406928G	2.417222G	500k	3
7.5M	2.408475G	2.415975G	10.22M	2.406953G	2.417172G	500k	4

802.11b_Nss1,(1Mbps)_4TX

EBW

2437MHz

19/07/2019

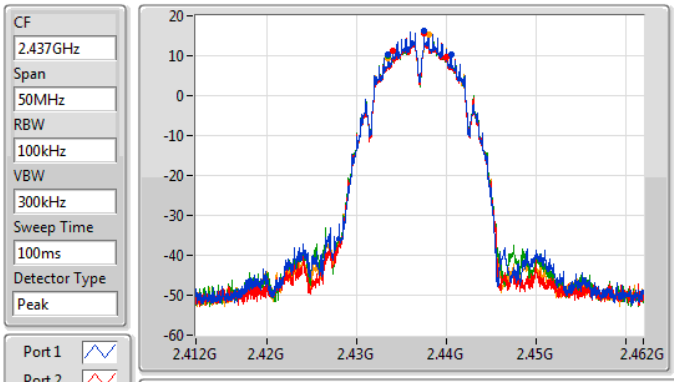

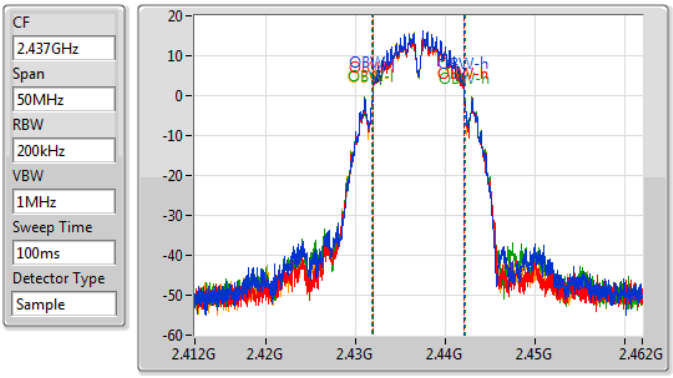

6dB(Hz)	Fl-6dB(Hz)	Fh-6dB(Hz)	OBW(Hz)	Fl-OBW(Hz)	Fh-OBW(Hz)	Limit(Hz)	Port
7.05M	2.433475G	2.440525G	10.22M	2.431878G	2.442097G	500k	1
6.075M	2.433975G	2.44005G	10.295M	2.431853G	2.442147G	500k	2
7.025M	2.433475G	2.4405G	10.395M	2.431803G	2.442197G	500k	3
7.025M	2.4335G	2.440525G	10.32M	2.431828G	2.442147G	500k	4

802.11b_Nss1,(1Mbps)_4TX EBW

2462MHz

19/07/2019

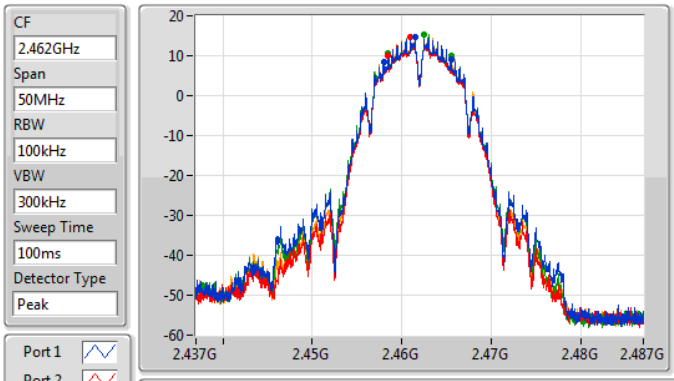

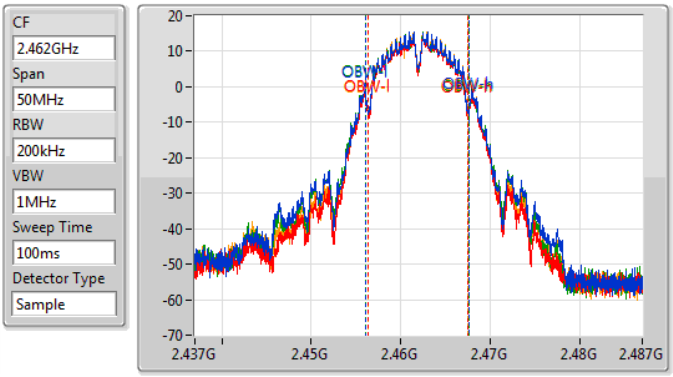

6dB(Hz)	Fl-6dB(Hz)	Fh-6dB(Hz)	OBW(Hz)	Fl-OBW(Hz)	Fh-OBW(Hz)	Limit(Hz)	Port
7.55M	2.457975G	2.465525G	11.569M	2.456128G	2.467697G	500k	1
7.025M	2.458475G	2.4655G	11.169M	2.456303G	2.467472G	500k	2
7.025M	2.458475G	2.4655G	11.519M	2.456103G	2.467622G	500k	3
7.05M	2.458475G	2.465525G	11.194M	2.456328G	2.467522G	500k	4

VHT20_Nss4,(MCS0)_4TX EBW

2412MHz

19/07/2019

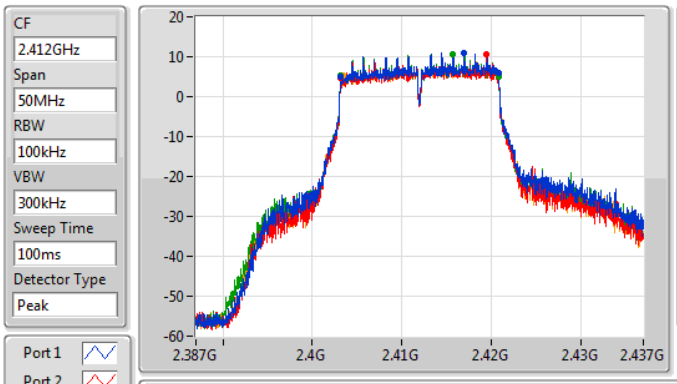

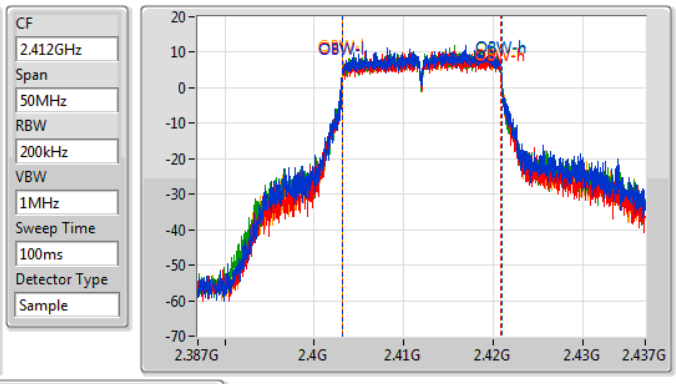

6dB(Hz)	Fl-6dB(Hz)	Fh-6dB(Hz)	OBW(Hz)	Fl-OBW(Hz)	Fh-OBW(Hz)	Limit(Hz)	Port
17.55M	2.403225G	2.420775G	17.766M	2.403154G	2.420921G	500k	1
17.575M	2.4032G	2.420775G	17.741M	2.403154G	2.420896G	500k	2
17.575M	2.403225G	2.4208G	17.791M	2.403129G	2.420921G	500k	3
17.3M	2.403475G	2.420775G	17.741M	2.403154G	2.420896G	500k	4

VHT20_Nss4,(MCS0)_4TX EBW

2437MHz

19/07/2019

CF 2.437GHz
Span 50MHz
RBW 100kHz
VBW 300kHz
Sweep Time 100ms
Detector Type Peak

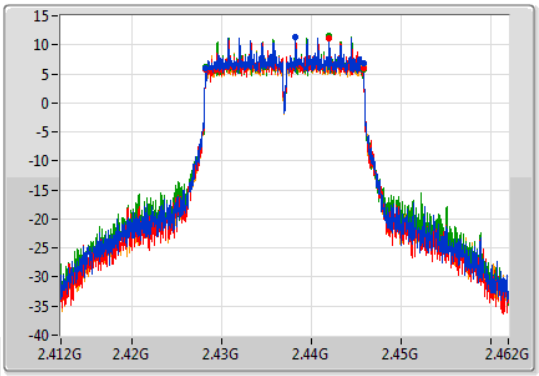

CF 2.437GHz
Span 50MHz
RBW 200kHz
VBW 1MHz
Sweep Time 100ms
Detector Type Sample

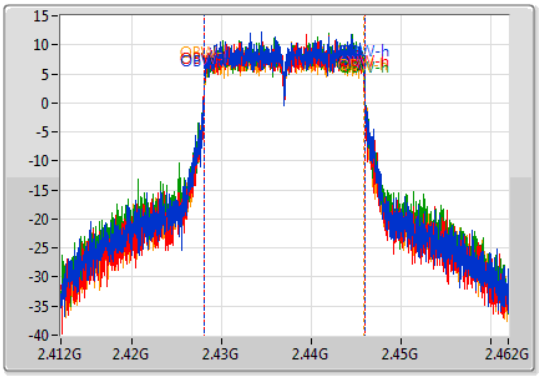

Port 1
Port 2
Port 3
Port 4

6dB(Hz)	Fl-6dB(Hz)	Fh-6dB(Hz)	OBW(Hz)	Fl-OBW(Hz)	Fh-OBW(Hz)	Limit(Hz)	Port
17.575M	2.4282G	2.445775G	17.891M	2.428054G	2.445946G	500k	1
17.575M	2.4282G	2.445775G	17.866M	2.428054G	2.445921G	500k	2
17.6M	2.4282G	2.4458G	17.891M	2.428029G	2.445921G	500k	3
17.575M	2.4282G	2.445775G	17.866M	2.428029G	2.445896G	500k	4

VHT20_Nss4,(MCS0)_4TX EBW

2462MHz

19/07/2019

CF 2.462GHz
Span 50MHz
RBW 100kHz
VBW 300kHz
Sweep Time 100ms
Detector Type Peak

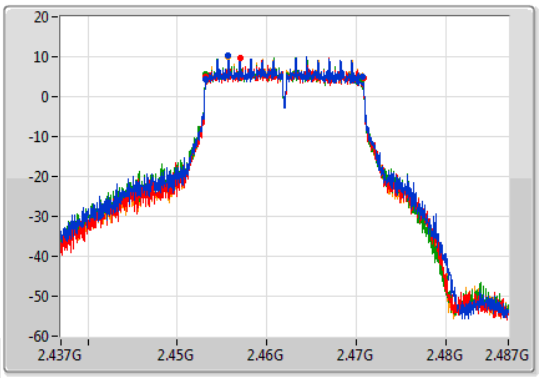

CF 2.462GHz
Span 50MHz
RBW 200kHz
VBW 1MHz
Sweep Time 100ms
Detector Type Sample

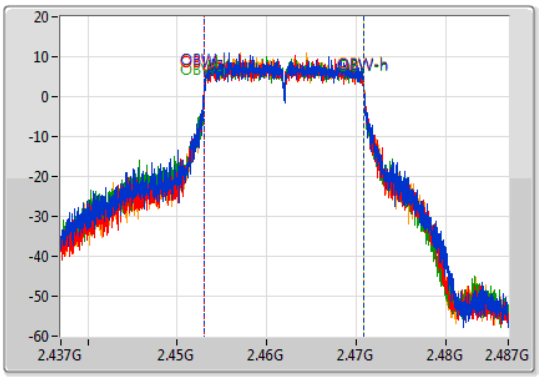

Port 1
Port 2
Port 3
Port 4

6dB(Hz)	Fl-6dB(Hz)	Fh-6dB(Hz)	OBW(Hz)	Fl-OBW(Hz)	Fh-OBW(Hz)	Limit(Hz)	Port
17.55M	2.4532G	2.47075G	17.816M	2.453029G	2.470846G	500k	1
17.575M	2.4532G	2.470775G	17.841M	2.453029G	2.470871G	500k	2
17.55M	2.4532G	2.47075G	17.841M	2.453004G	2.470846G	500k	3
17.55M	2.4532G	2.47075G	17.816M	2.453029G	2.470846G	500k	4

VHT40_Nss4,(MCS0)_4TX EBW

2422MHz

19/07/2019

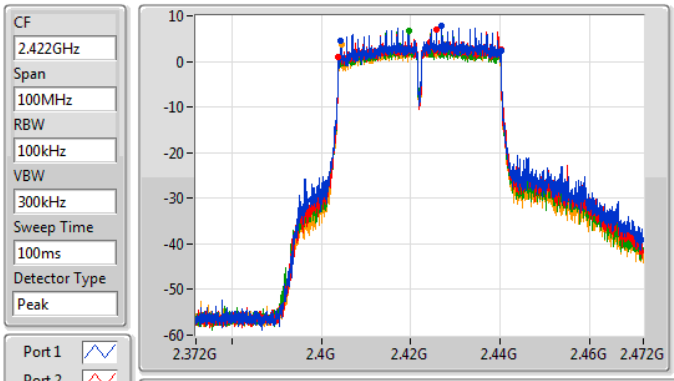

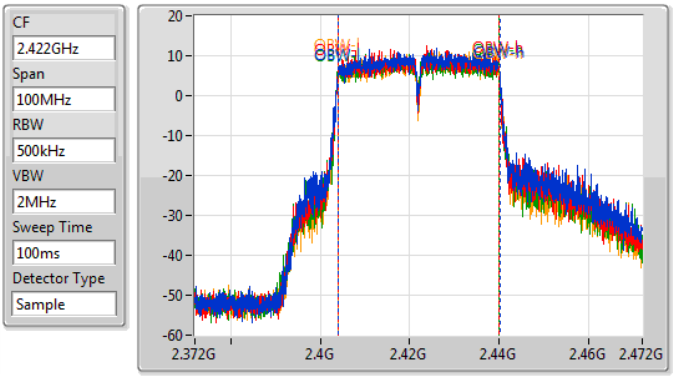

6dB(Hz)	Fl-6dB(Hz)	Fh-6dB(Hz)	OBW(Hz)	Fl-OBW(Hz)	Fh-OBW(Hz)	Limit(Hz)	Port
35.7M	2.40445G	2.44015G	36.182M	2.403959G	2.440141G	500k	1
36.3M	2.40385G	2.44015G	36.182M	2.403909G	2.440091G	500k	2
36.3M	2.40385G	2.44015G	36.182M	2.403909G	2.440091G	500k	3
35.65M	2.4045G	2.44015G	36.082M	2.404009G	2.440091G	500k	4

VHT40_Nss4,(MCS0)_4TX EBW

2437MHz

19/07/2019

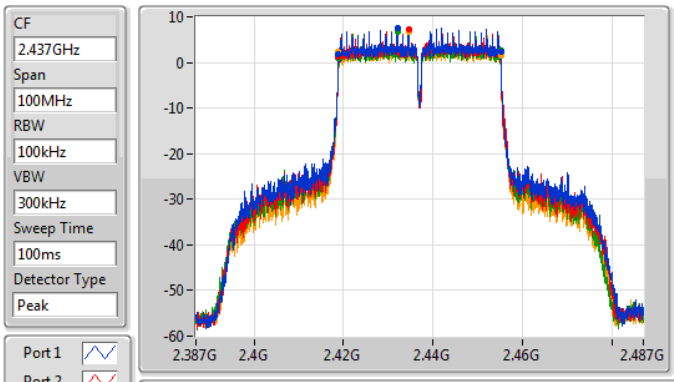

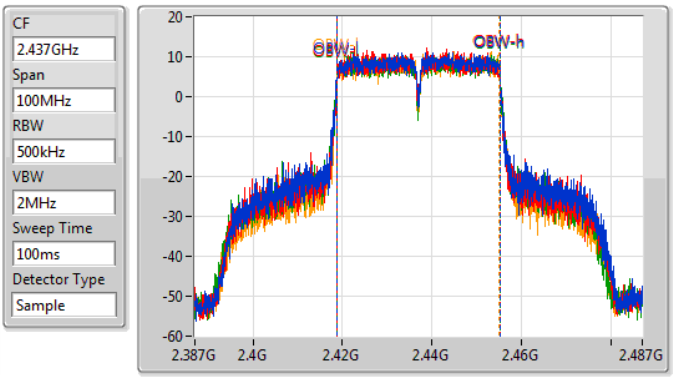

6dB(Hz)	Fl-6dB(Hz)	Fh-6dB(Hz)	OBW(Hz)	Fl-OBW(Hz)	Fh-OBW(Hz)	Limit(Hz)	Port
36.3M	2.41885G	2.45515G	36.282M	2.418859G	2.455141G	500k	1
36.35M	2.4188G	2.45515G	36.282M	2.418859G	2.455141G	500k	2
36.3M	2.41885G	2.45515G	36.332M	2.418859G	2.455191G	500k	3
36.3M	2.41885G	2.45515G	36.232M	2.418859G	2.455091G	500k	4

VHT40_Nss4,(MCS0)_4TX EBW

2452MHz

19/07/2019

CF 2.452GHz
Span 100MHz
RBW 100kHz
VBW 300kHz
Sweep Time 100ms
Detector Type Peak

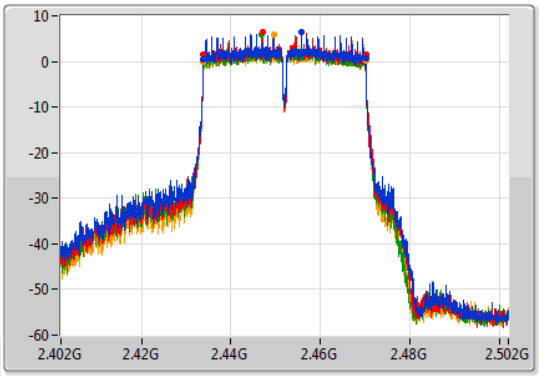

CF 2.452GHz
Span 100MHz
RBW 500kHz
VBW 2MHz
Sweep Time 100ms
Detector Type Sample

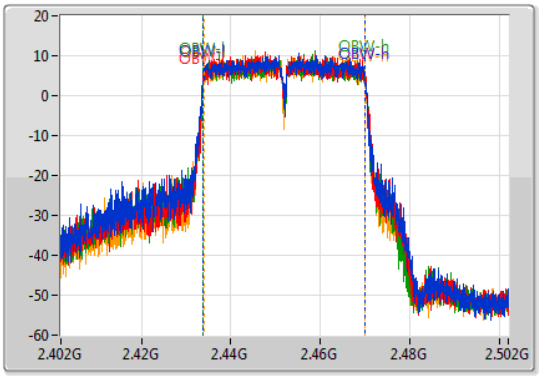

Port 1
Port 2
Port 3
Port 4

6dB(Hz)	Fl-6dB(Hz)	Fh-6dB(Hz)	OBW(Hz)	Fl-OBW(Hz)	Fh-OBW(Hz)	Limit(Hz)	Port
36.3M	2.43385G	2.47015G	36.232M	2.433809G	2.470041G	500k	1
36.3M	2.43385G	2.47015G	36.232M	2.433859G	2.470091G	500k	2
36.3M	2.43385G	2.47015G	36.182M	2.433859G	2.470041G	500k	3
36.35M	2.4338G	2.47015G	36.132M	2.433909G	2.470041G	500k	4

802.11ax HEW20_Nss4,(MCS0)_4TX EBW

2412MHz

19/07/2019

CF 2.412GHz
Span 50MHz
RBW 100kHz
VBW 300kHz
Sweep Time 100ms
Detector Type Peak

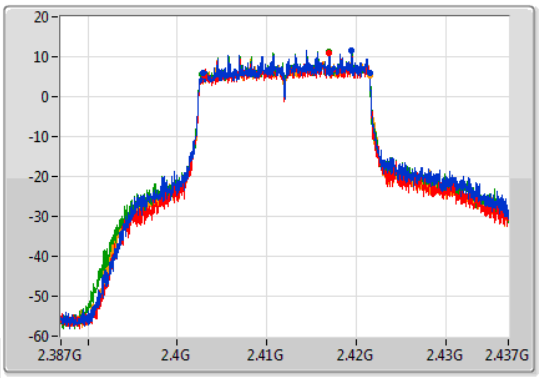

CF 2.412GHz
Span 50MHz
RBW 200kHz
VBW 1MHz
Sweep Time 100ms
Detector Type Sample

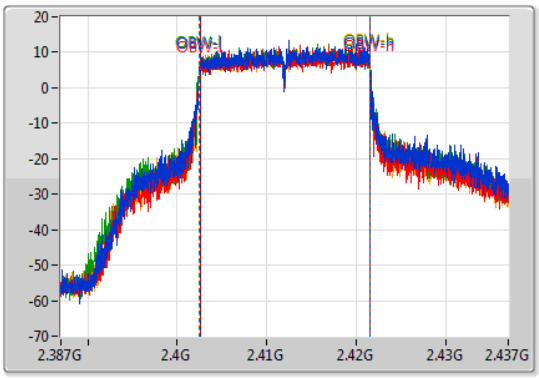

Port 1
Port 2
Port 3
Port 4

6dB(Hz)	Fl-6dB(Hz)	Fh-6dB(Hz)	OBW(Hz)	Fl-OBW(Hz)	Fh-OBW(Hz)	Limit(Hz)	Port
18.625M	2.402875G	2.4215G	18.991M	2.40253G	2.42152G	500k	1
18.5M	2.402975G	2.421475G	18.966M	2.40253G	2.421495G	500k	2
18.725M	2.40275G	2.421475G	18.991M	2.402505G	2.421495G	500k	3
18.775M	2.402775G	2.42155G	18.991M	2.402505G	2.421495G	500k	4

802.11ax HEW20_Nss4,(MCS0)_4TX EBW

2437MHz

19/07/2019

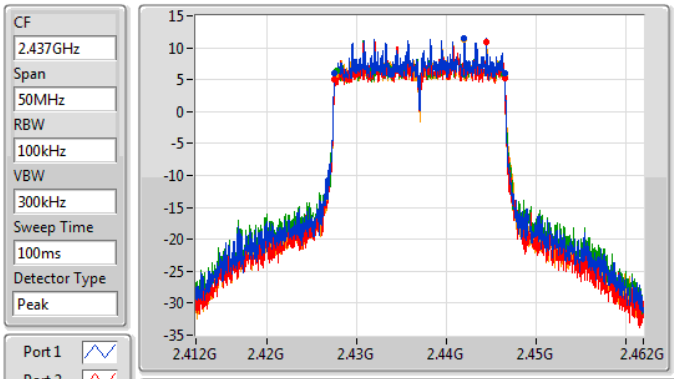

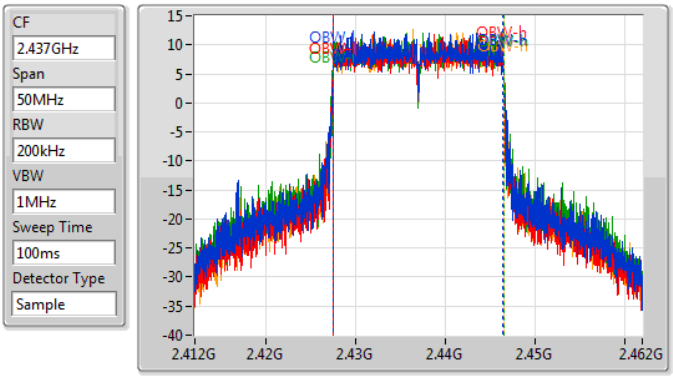

6dB(Hz)	Fl-6dB(Hz)	Fh-6dB(Hz)	OBW(Hz)	Fl-OBW(Hz)	Fh-OBW(Hz)	Limit(Hz)	Port
18.95M	2.427525G	2.446475G	19.015M	2.427455G	2.44647G	500k	1
18.975M	2.4275G	2.446475G	18.991M	2.42748G	2.44647G	500k	2
18.725M	2.427725G	2.44645G	19.065M	2.42743G	2.446495G	500k	3
18.925M	2.42755G	2.446475G	19.04M	2.427455G	2.446495G	500k	4

802.11ax HEW20_Nss4,(MCS0)_4TX EBW

2462MHz

19/07/2019

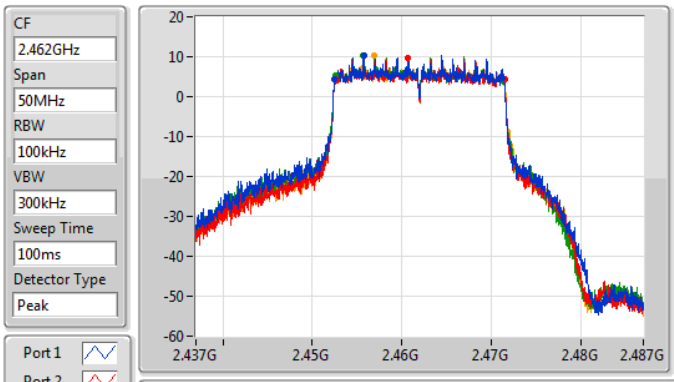

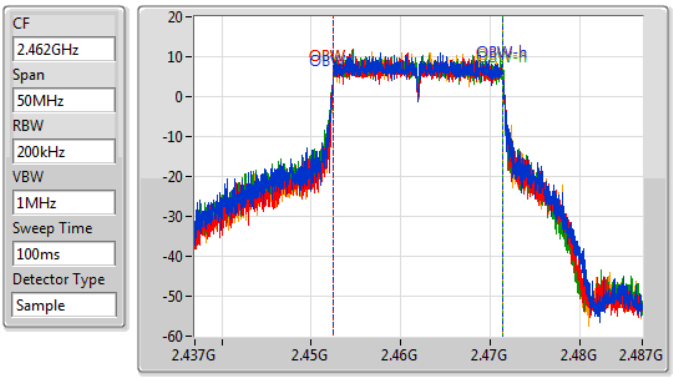

6dB(Hz)	Fl-6dB(Hz)	Fh-6dB(Hz)	OBW(Hz)	Fl-OBW(Hz)	Fh-OBW(Hz)	Limit(Hz)	Port
18.775M	2.452525G	2.4713G	19.015M	2.45243G	2.471445G	500k	1
18.9M	2.452575G	2.471475G	18.966M	2.45248G	2.471445G	500k	2
18.85M	2.45255G	2.4714G	19.015M	2.45243G	2.471445G	500k	3
18.9M	2.45255G	2.47145G	18.966M	2.45248G	2.471445G	500k	4

802.11ax HEW40_Nss4,(MCS0)_4TX EBW

2422MHz

19/07/2019

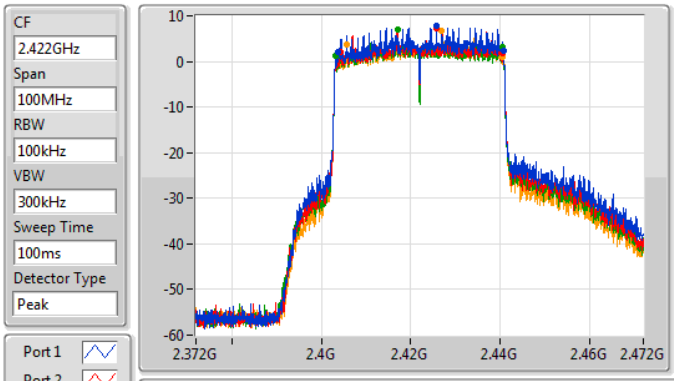

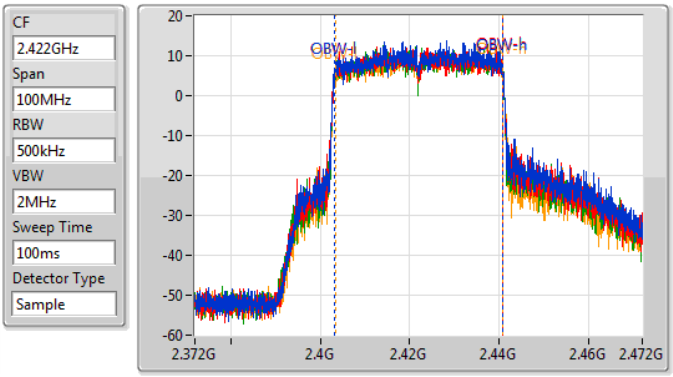

6dB(Hz)	Fl-6dB(Hz)	Fh-6dB(Hz)	OBW(Hz)	Fl-OBW(Hz)	Fh-OBW(Hz)	Limit(Hz)	Port
36.9M	2.40385G	2.44075G	37.481M	2.403309G	2.440791G	500k	1
36.15M	2.40435G	2.4405G	37.531M	2.403309G	2.440841G	500k	2
37.2M	2.40325G	2.44045G	37.481M	2.403309G	2.440791G	500k	3
34.95M	2.4057G	2.44065G	37.431M	2.403359G	2.440791G	500k	4

802.11ax HEW40_Nss4,(MCS0)_4TX EBW

2437MHz

19/07/2019

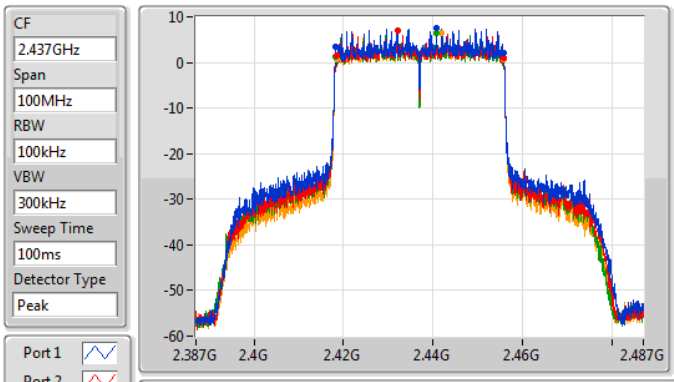

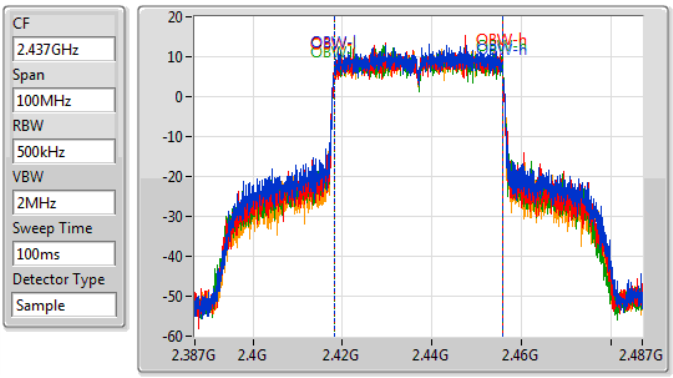

6dB(Hz)	Fl-6dB(Hz)	Fh-6dB(Hz)	OBW(Hz)	Fl-OBW(Hz)	Fh-OBW(Hz)	Limit(Hz)	Port
37.55M	2.4182G	2.45575G	37.581M	2.418159G	2.455741G	500k	1
37.15M	2.41855G	2.4557G	37.531M	2.418209G	2.455741G	500k	2
37.55M	2.4182G	2.45575G	37.631M	2.418159G	2.455791G	500k	3
37.15M	2.4186G	2.45575G	37.581M	2.418209G	2.455791G	500k	4

802.11ax HEW40_Nss4,(MCS0)_4TX EBW

2452MHz

19/07/2019

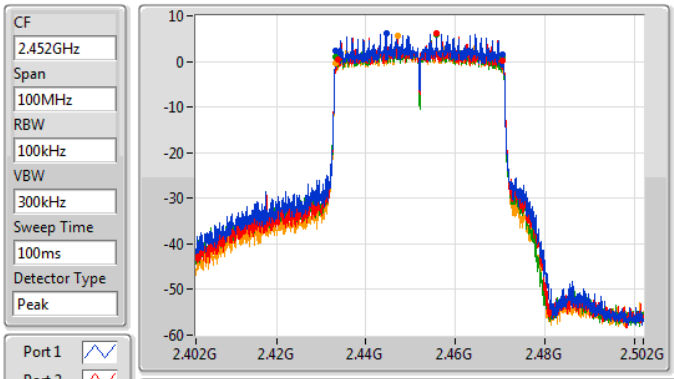

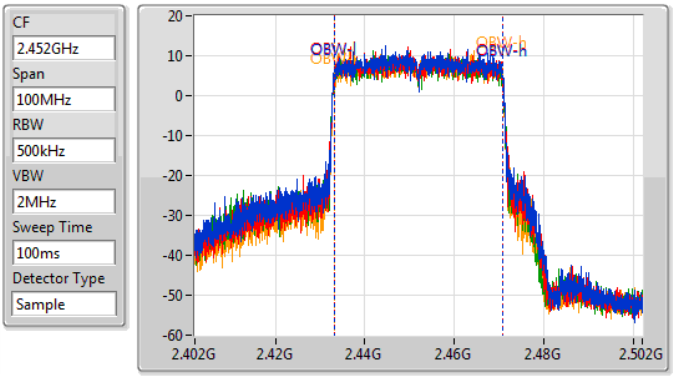

6dB(Hz)	Fl-6dB(Hz)	Fh-6dB(Hz)	OBW(Hz)	Fl-OBW(Hz)	Fh-OBW(Hz)	Limit(Hz)	Port
37.25M	2.4332G	2.47045G	37.581M	2.433159G	2.470741G	500k	1
36.7M	2.4338G	2.4705G	37.481M	2.433209G	2.470691G	500k	2
37.25M	2.4332G	2.47045G	37.481M	2.433209G	2.470691G	500k	3
37.3M	2.4332G	2.4705G	37.481M	2.433209G	2.470691G	500k	4

For beamforming mode:
1 Stream 4 TX for TxBF mode:
Summary

Mode	Max-N dB (Hz)	Max-OBW (Hz)	ITU-Code	Min-N dB (Hz)	Min-OBW (Hz)
2.4-2.4835GHz	-	-	-	-	-
VHT20-BF_Nss1,(MCS0)_4TX	17.625M	17.891M	17M9D1D	15.075M	17.716M
VHT40-BF_Nss1,(MCS0)_4TX	36.35M	36.282M	36M3D1D	30.05M	35.982M
802.11ax HEW20-BF_Nss1,(MCS0)_4TX	17.575M	17.891M	17M9D1D	13.75M	17.741M
802.11ax HEW40-BF_Nss1,(MCS0)_4TX	37.45M	37.581M	37M6D1D	20M	36.132M

Max-N dB = Maximum 6dB down bandwidth; **Max-OBW** = Maximum 99% occupied bandwidth;
Min-N dB = Minimum 6dB down bandwidth; **Min-OBW** = Minimum 99% occupied bandwidth;

Result

Mode	Result	Limit (Hz)	Port 1-N dB (Hz)	Port 1-OBW (Hz)	Port 2-N dB (Hz)	Port 2-OBW (Hz)	Port 3-N dB (Hz)	Port 3-OBW (Hz)	Port 4-N dB (Hz)	Port 4-OBW (Hz)
VHT20-BF_Nss1,(MCS0)_4TX	-	-	-	-	-	-	-	-	-	-
2412MHz	Pass	500k	15.875M	17.766M	17.6M	17.841M	16.625M	17.841M	17.55M	17.891M
2437MHz	Pass	500k	15.3M	17.791M	17.55M	17.716M	17.575M	17.791M	17.575M	17.816M
2462MHz	Pass	500k	15.075M	17.816M	17.625M	17.816M	17.575M	17.866M	17.6M	17.841M
VHT40-BF_Nss1,(MCS0)_4TX	-	-	-	-	-	-	-	-	-	-
2422MHz	Pass	500k	33.8M	36.282M	36.05M	36.282M	35.95M	36.282M	35.65M	36.232M
2437MHz	Pass	500k	32.8M	36.232M	35.95M	36.232M	36.05M	36.282M	36.35M	36.182M
2452MHz	Pass	500k	30.05M	35.982M	36.35M	36.232M	36.3M	36.132M	36.35M	36.132M
802.11ax HEW20-BF_Nss1,(MCS0)_4TX	-	-	-	-	-	-	-	-	-	-
2412MHz	Pass	500k	13.825M	17.741M	17.55M	17.791M	17.525M	17.841M	17.3M	17.866M
2437MHz	Pass	500k	13.75M	17.791M	17.575M	17.816M	17.575M	17.891M	17.575M	17.816M
2462MHz	Pass	500k	15.05M	17.791M	17.575M	17.891M	17.55M	17.841M	17.575M	17.866M
802.11ax HEW40-BF_Nss1,(MCS0)_4TX	-	-	-	-	-	-	-	-	-	-
2422MHz	Pass	500k	29.05M	36.232M	35.45M	36.332M	35.7M	36.332M	35.7M	36.282M
2437MHz	Pass	500k	29.5M	36.132M	36.05M	36.182M	36.3M	36.282M	36.3M	36.232M
2452MHz	Pass	500k	20M	37.431M	37.45M	37.581M	37.35M	37.531M	37.4M	37.481M

Port X-N dB = Port **X** 6dB down bandwidth; **Port X-OBW** = Port **X** 99% occupied bandwidth;

VHT20-BF_Nss1,(MCS0)_4TX EBW

2412MHz

23/07/2019

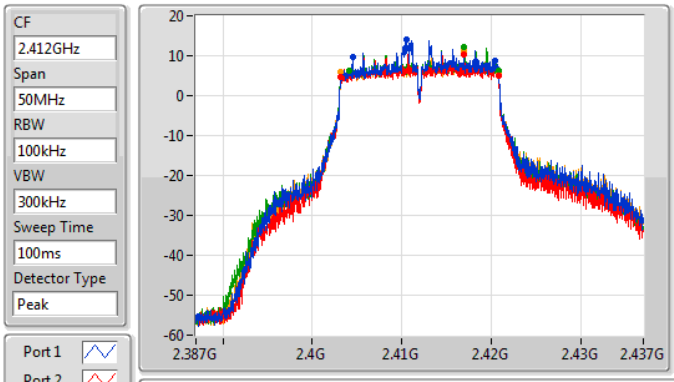

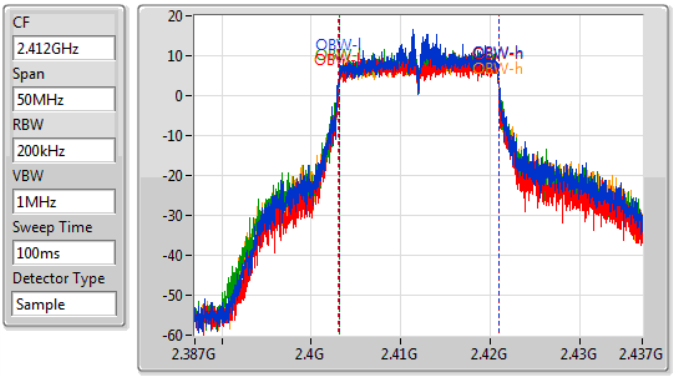

6dB(Hz)	Fl-6dB(Hz)	Fh-6dB(Hz)	OBW(Hz)	Fl-OBW(Hz)	Fh-OBW(Hz)	Limit(Hz)	Port
15.875M	2.4045G	2.420375G	17.766M	2.403154G	2.420921G	500k	1
17.6M	2.4032G	2.4208G	17.841M	2.403079G	2.420921G	500k	2
16.625M	2.40415G	2.420775G	17.841M	2.403104G	2.420946G	500k	3
17.55M	2.403225G	2.420775G	17.891M	2.403104G	2.420996G	500k	4

VHT20-BF_Nss1,(MCS0)_4TX EBW

2437MHz

23/07/2019

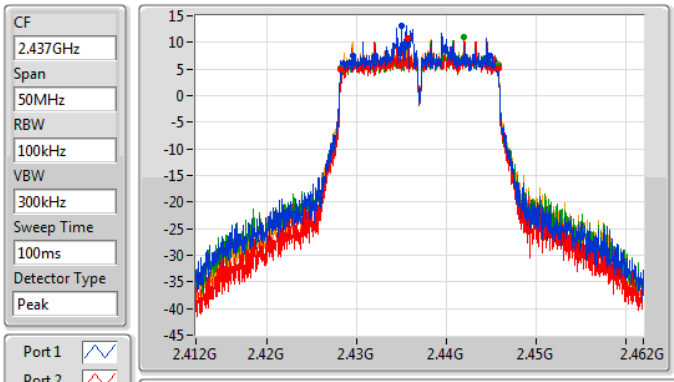

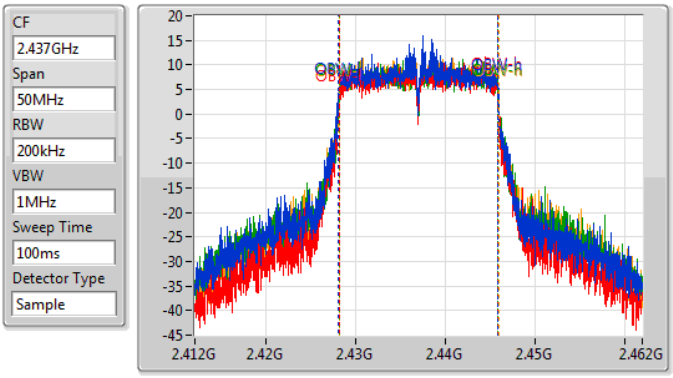

6dB(Hz)	Fl-6dB(Hz)	Fh-6dB(Hz)	OBW(Hz)	Fl-OBW(Hz)	Fh-OBW(Hz)	Limit(Hz)	Port
15.3M	2.429575G	2.444875G	17.791M	2.428079G	2.445871G	500k	1
17.55M	2.428225G	2.445775G	17.716M	2.428129G	2.445846G	500k	2
17.575M	2.4282G	2.445775G	17.791M	2.428104G	2.445896G	500k	3
17.575M	2.4282G	2.445775G	17.816M	2.428104G	2.445921G	500k	4

VHT20-BF_Nss1,(MCS0)_4TX EBW

2462MHz

23/07/2019

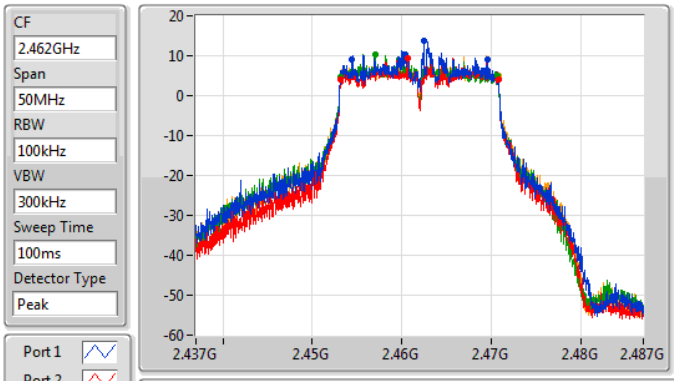

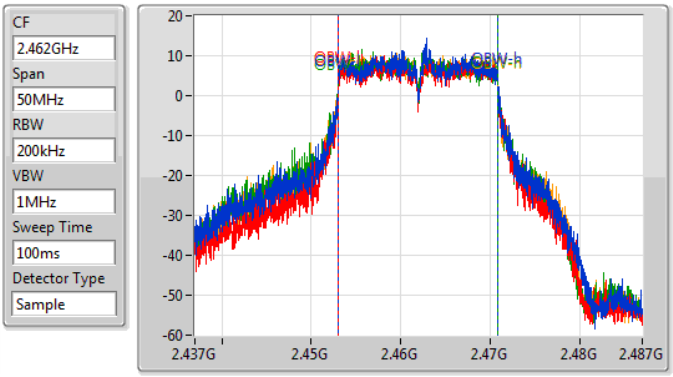

6dB(Hz)	Fl-6dB(Hz)	Fh-6dB(Hz)	OBW(Hz)	Fl-OBW(Hz)	Fh-OBW(Hz)	Limit(Hz)	Port
15.075M	2.45445G	2.469525G	17.816M	2.453054G	2.470871G	500k	1
17.625M	2.453175G	2.4708G	17.816M	2.453079G	2.470896G	500k	2
17.575M	2.453175G	2.47075G	17.866M	2.45298G	2.470846G	500k	3
17.6M	2.453175G	2.470775G	17.841M	2.453029G	2.470871G	500k	4

VHT40-BF_Nss1,(MCS0)_4TX EBW

2422MHz

23/07/2019

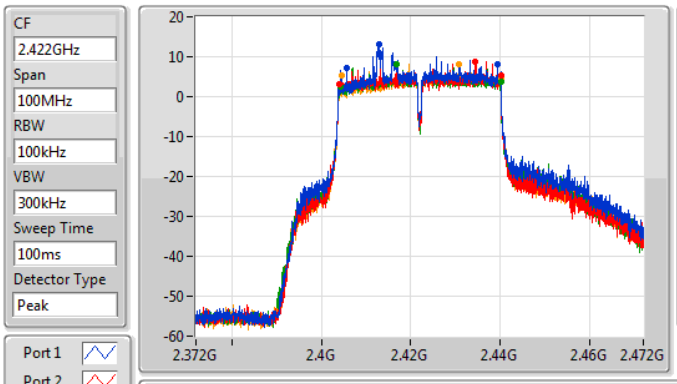

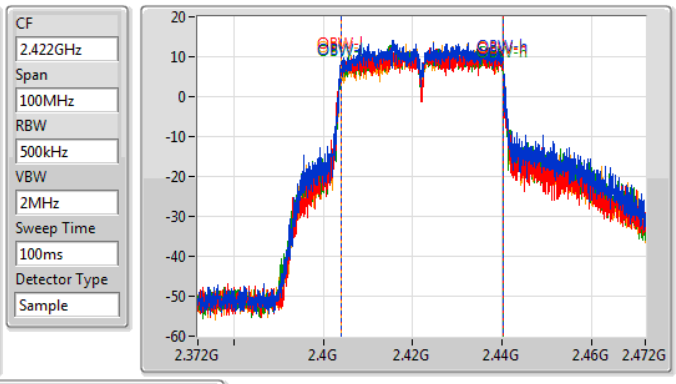

6dB(Hz)	Fl-6dB(Hz)	Fh-6dB(Hz)	OBW(Hz)	Fl-OBW(Hz)	Fh-OBW(Hz)	Limit(Hz)	Port
33.8M	2.4057G	2.4395G	36.282M	2.403959G	2.440241G	500k	1
36.05M	2.4041G	2.44015G	36.282M	2.403909G	2.440191G	500k	2
35.95M	2.4042G	2.44015G	36.282M	2.403959G	2.440241G	500k	3
35.65M	2.4045G	2.44015G	36.232M	2.403959G	2.440191G	500k	4

VHT40-BF_Nss1,(MCS0)_4TX EBW

2437MHz

23/07/2019

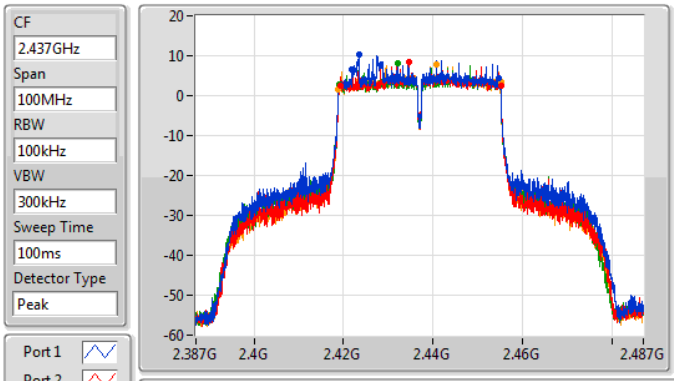

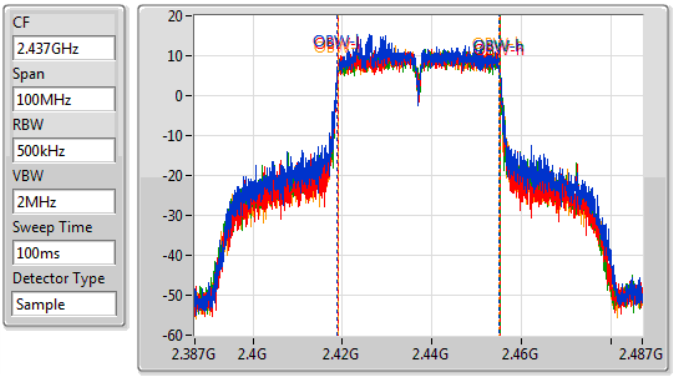

6dB(Hz)	Fl-6dB(Hz)	Fh-6dB(Hz)	OBW(Hz)	Fl-OBW(Hz)	Fh-OBW(Hz)	Limit(Hz)	Port
32.8M	2.42195G	2.45475G	36.232M	2.418859G	2.455091G	500k	1
35.95M	2.4192G	2.45515G	36.232M	2.418909G	2.455141G	500k	2
36.05M	2.4191G	2.45515G	36.282M	2.418859G	2.455141G	500k	3
36.35M	2.4188G	2.45515G	36.182M	2.418909G	2.455091G	500k	4

VHT40-BF_Nss1,(MCS0)_4TX EBW

2452MHz

23/07/2019

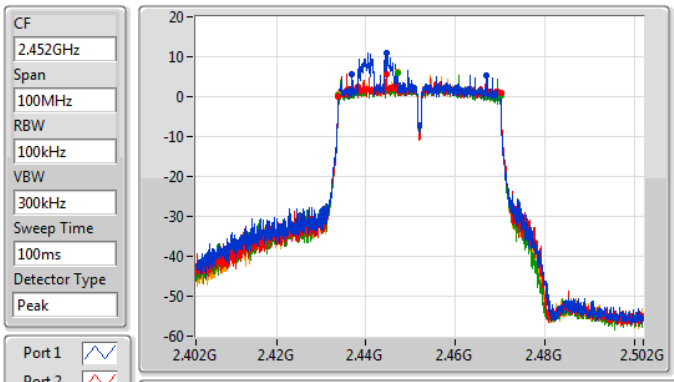

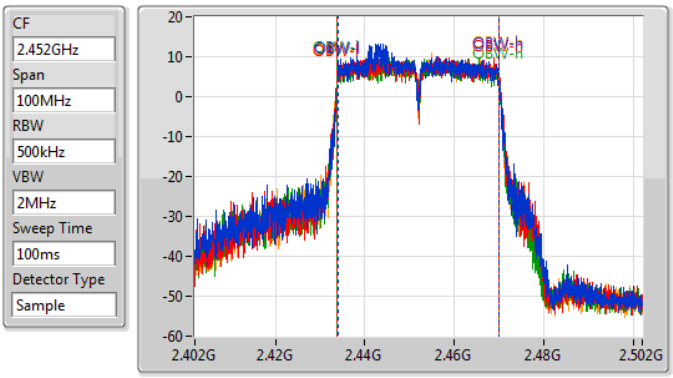

6dB(Hz)	Fl-6dB(Hz)	Fh-6dB(Hz)	OBW(Hz)	Fl-OBW(Hz)	Fh-OBW(Hz)	Limit(Hz)	Port
30.05M	2.43695G	2.467G	35.982M	2.433959G	2.469941G	500k	1
36.35M	2.4338G	2.47015G	36.232M	2.433859G	2.470091G	500k	2
36.3M	2.43385G	2.47015G	36.132M	2.433859G	2.469991G	500k	3
36.35M	2.4338G	2.47015G	36.132M	2.433859G	2.469991G	500k	4

802.11ax HEW20-BF_Nss1,(MCS0)_4TX EBW

2412MHz

23/07/2019

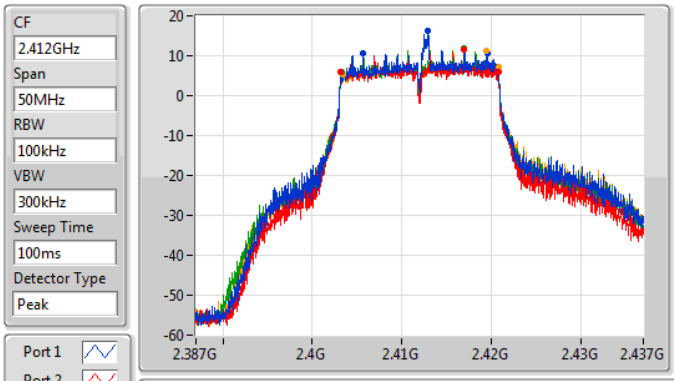

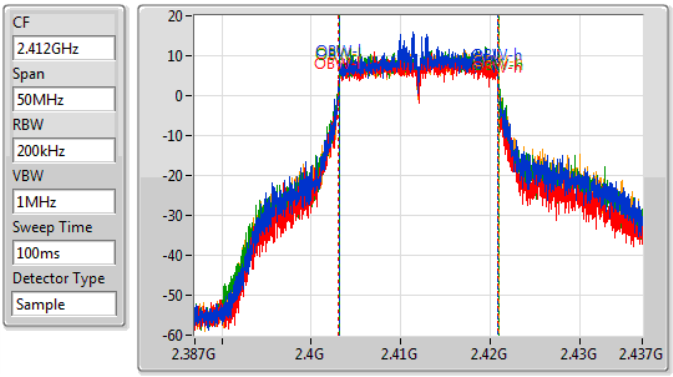

6dB(Hz)	Fl-6dB(Hz)	Fh-6dB(Hz)	OBW(Hz)	Fl-OBW(Hz)	Fh-OBW(Hz)	Limit(Hz)	Port
13.825M	2.4057G	2.419525G	17.741M	2.403154G	2.420896G	500k	1
17.55M	2.403225G	2.420775G	17.791M	2.403079G	2.420871G	500k	2
17.525M	2.40325G	2.420775G	17.841M	2.403129G	2.420971G	500k	3
17.3M	2.403475G	2.420775G	17.866M	2.403104G	2.420971G	500k	4

802.11ax HEW20-BF_Nss1,(MCS0)_4TX EBW

2437MHz

23/07/2019

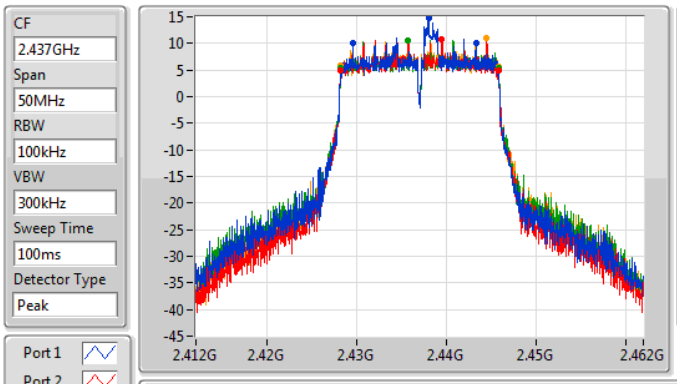

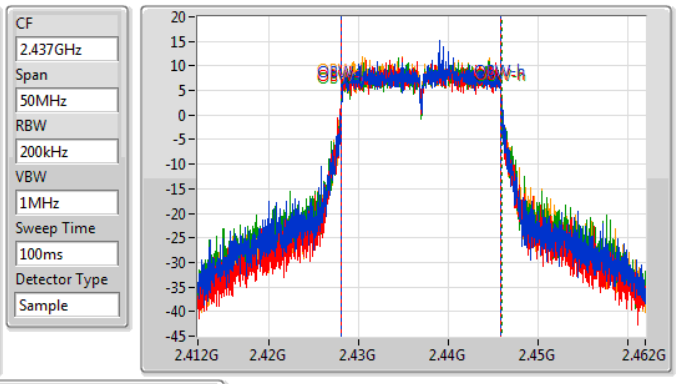

6dB(Hz)	Fl-6dB(Hz)	Fh-6dB(Hz)	OBW(Hz)	Fl-OBW(Hz)	Fh-OBW(Hz)	Limit(Hz)	Port
13.75M	2.429525G	2.443275G	17.791M	2.428079G	2.445871G	500k	1
17.575M	2.4282G	2.445775G	17.816M	2.428079G	2.445896G	500k	2
17.575M	2.4282G	2.445775G	17.891M	2.428054G	2.445946G	500k	3
17.575M	2.4282G	2.445775G	17.816M	2.428079G	2.445896G	500k	4

802.11ax HEW20-BF_Nss1,(MCS0)_4TX EBW

2462MHz

23/07/2019

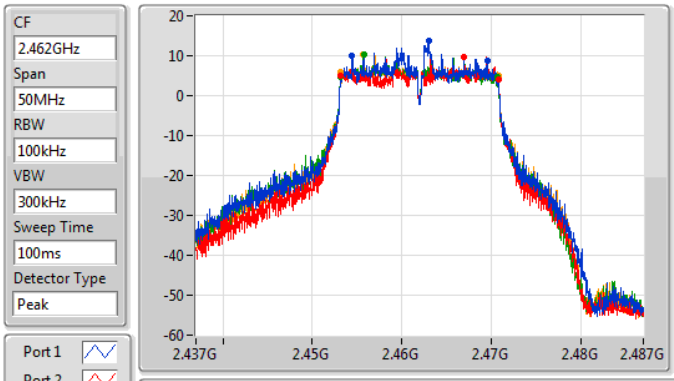

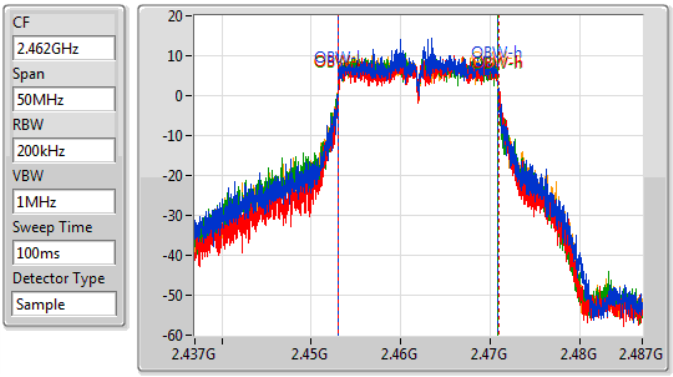

6dB(Hz)	Fl-6dB(Hz)	Fh-6dB(Hz)	OBW(Hz)	Fl-OBW(Hz)	Fh-OBW(Hz)	Limit(Hz)	Port
15.05M	2.454475G	2.469525G	17.791M	2.453054G	2.470846G	500k	1
17.575M	2.4532G	2.470775G	17.891M	2.453054G	2.470946G	500k	2
17.55M	2.4532G	2.47075G	17.841M	2.453004G	2.470846G	500k	3
17.575M	2.4532G	2.470775G	17.866M	2.453004G	2.470871G	500k	4

802.11ax HEW40-BF_Nss1,(MCS0)_4TX EBW

2422MHz

23/07/2019

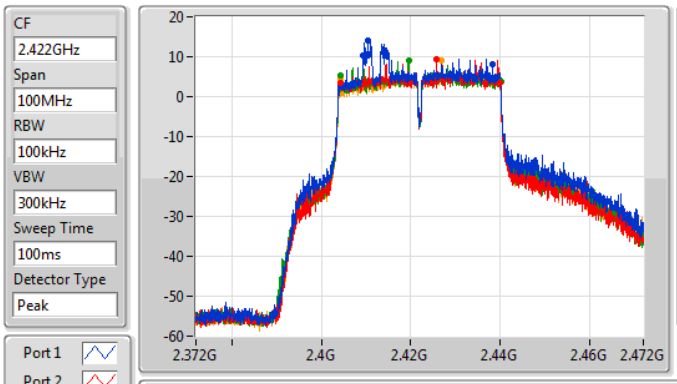

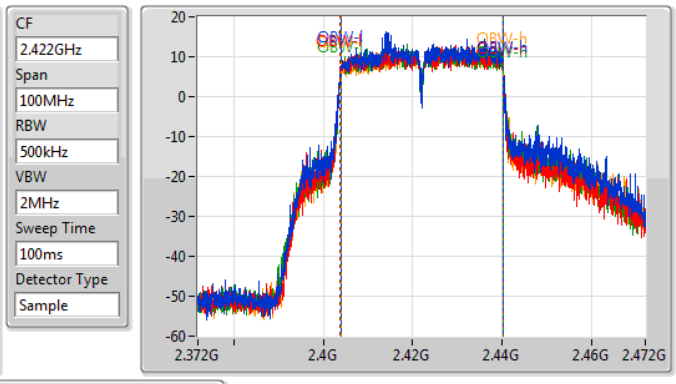

6dB(Hz)	Fl-6dB(Hz)	Fh-6dB(Hz)	OBW(Hz)	Fl-OBW(Hz)	Fh-OBW(Hz)	Limit(Hz)	Port
29.05M	2.40925G	2.4383G	36.232M	2.404009G	2.440241G	500k	1
35.45M	2.40445G	2.4399G	36.332M	2.403859G	2.440191G	500k	2
35.7M	2.40445G	2.44015G	36.332M	2.403909G	2.440241G	500k	3
35.7M	2.40445G	2.44015G	36.282M	2.403959G	2.440241G	500k	4

802.11ax HEW40-BF_Nss1,(MCS0)_4TX EBW

2437MHz

23/07/2019

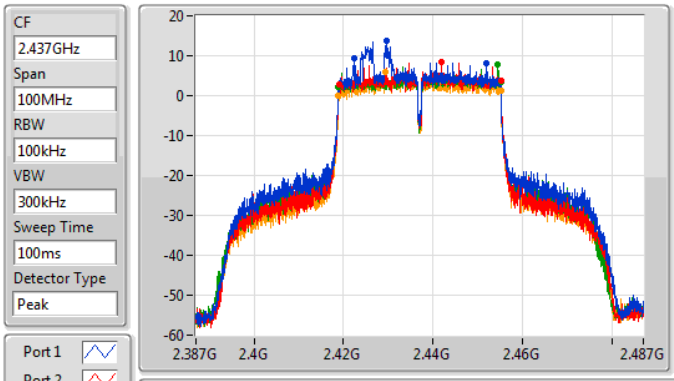

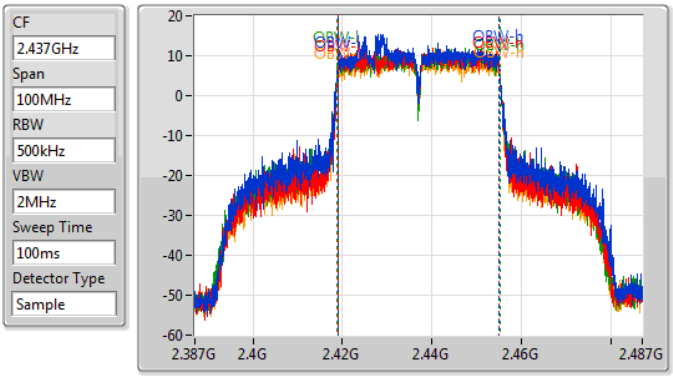

6dB(Hz)	Fl-6dB(Hz)	Fh-6dB(Hz)	OBW(Hz)	Fl-OBW(Hz)	Fh-OBW(Hz)	Limit(Hz)	Port
29.5M	2.4225G	2.452G	36.132M	2.418909G	2.455041G	500k	1
36.05M	2.4191G	2.45515G	36.182M	2.418909G	2.455091G	500k	2
36.3M	2.41885G	2.45515G	36.282M	2.418859G	2.455141G	500k	3
36.3M	2.41885G	2.45515G	36.232M	2.418909G	2.455141G	500k	4

802.11ax HEW40-BF_Nss1,(MCS0)_4TX EBW

2452MHz

23/07/2019

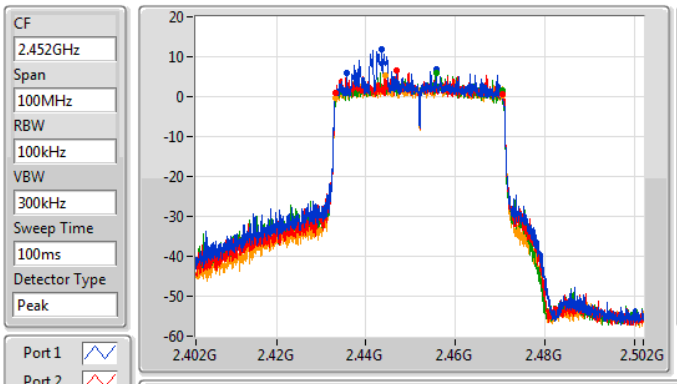

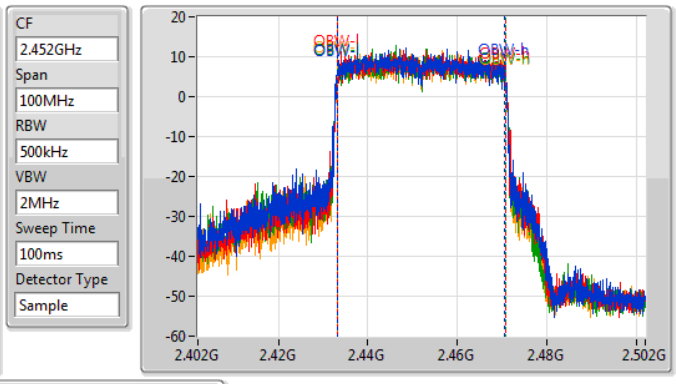

6dB(Hz)	Fl-6dB(Hz)	Fh-6dB(Hz)	OBW(Hz)	Fl-OBW(Hz)	Fh-OBW(Hz)	Limit(Hz)	Port
20M	2.43575G	2.45575G	37.431M	2.433159G	2.470591G	500k	1
37.45M	2.4332G	2.47065G	37.581M	2.433159G	2.470741G	500k	2
37.35M	2.43315G	2.4705G	37.531M	2.433159G	2.470691G	500k	3
37.4M	2.43315G	2.47055G	37.481M	2.433209G	2.470691G	500k	4

2 Stream 4 TX for TxBF mode:

Summary

Mode	Max-N dB (Hz)	Max-OBW (Hz)	ITU-Code	Min-N dB (Hz)	Min-OBW (Hz)
2.4-2.4835GHz	-	-	-	-	-
VHT20-BF_Nss2,(MCS0)_4TX	17.7M	17.866M	17M9D1D	17.525M	17.691M
VHT40-BF_Nss2,(MCS0)_4TX	36.4M	36.432M	36M4D1D	13.9M	36.182M
802.11ax HEW20-BF_Nss2,(MCS0)_4TX	19.075M	19.065M	19M1D1D	17.05M	18.916M
802.11ax HEW40-BF_Nss2,(MCS0)_4TX	37.75M	37.681M	37M7D1D	22.8M	37.381M

Max-N dB = Maximum 6dB down bandwidth; **Max-OBW** = Maximum 99% occupied bandwidth;
Min-N dB = Minimum 6dB down bandwidth; **Min-OBW** = Minimum 99% occupied bandwidth;

Result

Mode	Result	Limit (Hz)	Port 1-N dB (Hz)	Port 1-OBW (Hz)	Port 2-N dB (Hz)	Port 2-OBW (Hz)	Port 3-N dB (Hz)	Port 3-OBW (Hz)	Port 4-N dB (Hz)	Port 4-OBW (Hz)
VHT20-BF_Nss2,(MCS0)_4TX	-	-	-	-	-	-	-	-	-	-
2412MHz	Pass	500k	17.525M	17.691M	17.6M	17.791M	17.55M	17.816M	17.65M	17.716M
2437MHz	Pass	500k	17.7M	17.691M	17.625M	17.791M	17.6M	17.841M	17.675M	17.766M
2462MHz	Pass	500k	17.6M	17.791M	17.625M	17.766M	17.575M	17.841M	17.575M	17.866M
VHT40-BF_Nss2,(MCS0)_4TX	-	-	-	-	-	-	-	-	-	-
2422MHz	Pass	500k	33.75M	36.232M	35.65M	36.232M	36.05M	36.282M	35.75M	36.282M
2437MHz	Pass	500k	13.9M	36.432M	36.4M	36.232M	36.3M	36.332M	36.3M	36.282M
2452MHz	Pass	500k	36.4M	36.232M	36.4M	36.182M	36.3M	36.182M	36.35M	36.382M
802.11ax HEW20-BF_Nss2,(MCS0)_4TX	-	-	-	-	-	-	-	-	-	-
2412MHz	Pass	500k	17.05M	18.916M	19.05M	18.991M	19.025M	18.991M	18.975M	18.916M
2437MHz	Pass	500k	17.05M	18.991M	19.05M	18.991M	18.975M	19.04M	19.075M	18.966M
2462MHz	Pass	500k	18.925M	19.04M	18.95M	19.015M	18.875M	19.065M	19.075M	19.04M
802.11ax HEW40-BF_Nss2,(MCS0)_4TX	-	-	-	-	-	-	-	-	-	-
2422MHz	Pass	500k	31.65M	37.531M	37.05M	37.531M	37.65M	37.581M	37.3M	37.531M
2437MHz	Pass	500k	22.8M	37.631M	37.5M	37.581M	37.75M	37.581M	37.1M	37.431M
2452MHz	Pass	500k	35.35M	37.681M	37.7M	37.481M	37.05M	37.381M	37.75M	37.431M

Port X-N dB = Port **X** 6dB down bandwidth; **Port X-OBW** = Port **X** 99% occupied bandwidth;

VHT20-BF_Nss2,(MCS0)_4TX EBW

2412MHz

23/07/2019

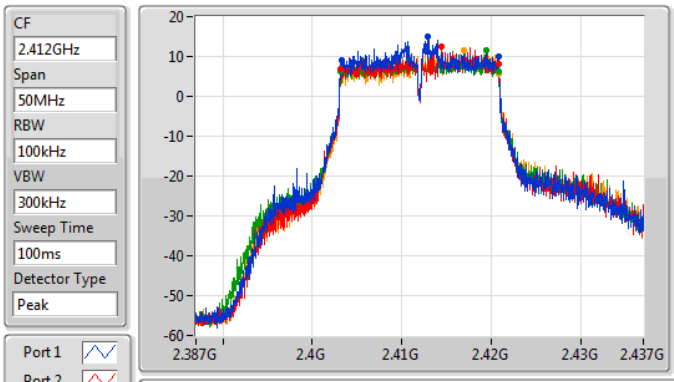

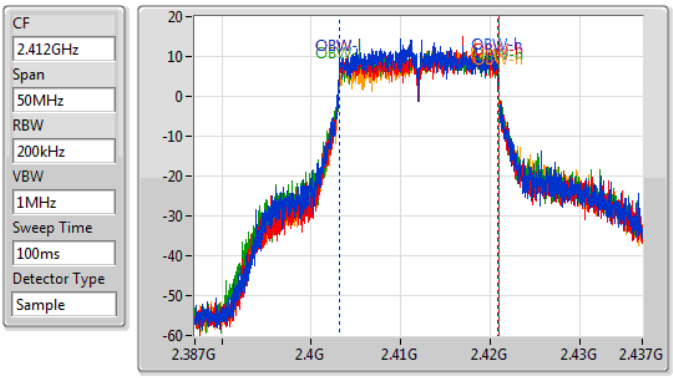

6dB(Hz)	Fl-6dB(Hz)	Fh-6dB(Hz)	OBW(Hz)	Fl-OBW(Hz)	Fh-OBW(Hz)	Limit(Hz)	Port
17.525M	2.40325G	2.420775G	17.691M	2.403154G	2.420846G	500k	1
17.6M	2.4032G	2.4208G	17.791M	2.403129G	2.420921G	500k	2
17.55M	2.403225G	2.420775G	17.816M	2.403129G	2.420946G	500k	3
17.65M	2.4032G	2.42085G	17.716M	2.403204G	2.420921G	500k	4

VHT20-BF_Nss2,(MCS0)_4TX EBW

2437MHz

23/07/2019

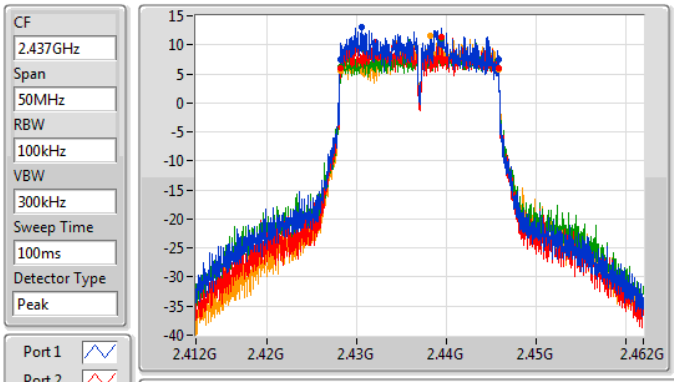

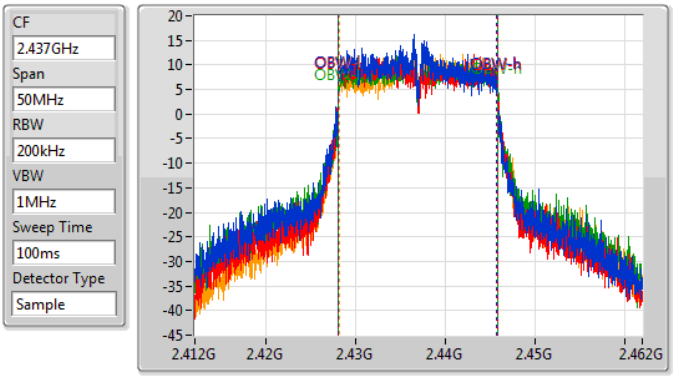

6dB(Hz)	Fl-6dB(Hz)	Fh-6dB(Hz)	OBW(Hz)	Fl-OBW(Hz)	Fh-OBW(Hz)	Limit(Hz)	Port
17.7M	2.4281G	2.4458G	17.691M	2.428054G	2.445746G	500k	1
17.625M	2.428175G	2.4458G	17.791M	2.428054G	2.445846G	500k	2
17.6M	2.4282G	2.4458G	17.841M	2.428054G	2.445896G	500k	3
17.675M	2.42815G	2.445825G	17.766M	2.428129G	2.445896G	500k	4

VHT20-BF_Nss2,(MCS0)_4TX EBW

2462MHz

23/07/2019

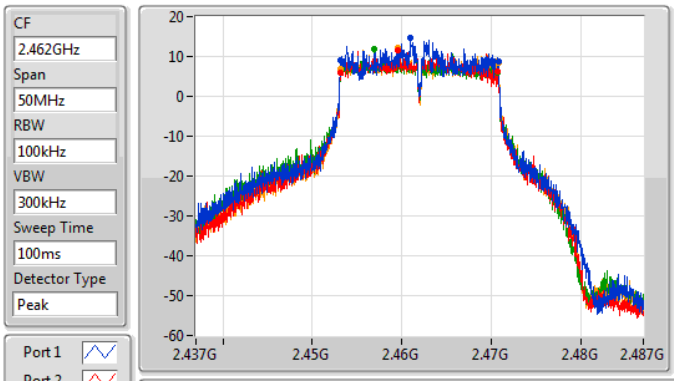

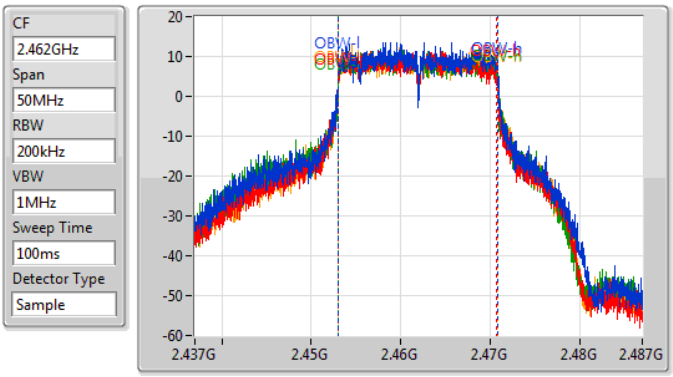

6dB(Hz)	Fl-6dB(Hz)	Fh-6dB(Hz)	OBW(Hz)	Fl-OBW(Hz)	Fh-OBW(Hz)	Limit(Hz)	Port
17.6M	2.4532G	2.4708G	17.791M	2.453054G	2.470846G	500k	1
17.625M	2.453125G	2.47075G	17.766M	2.453004G	2.470771G	500k	2
17.575M	2.453175G	2.47075G	17.841M	2.45298G	2.470821G	500k	3
17.575M	2.4532G	2.470775G	17.866M	2.453029G	2.470896G	500k	4

VHT40-BF_Nss2,(MCS0)_4TX EBW

2422MHz

23/07/2019

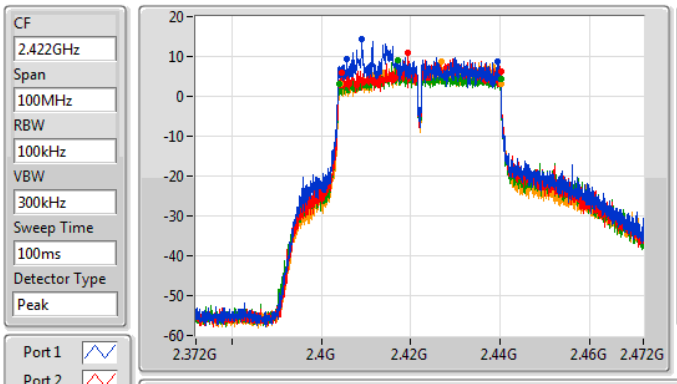

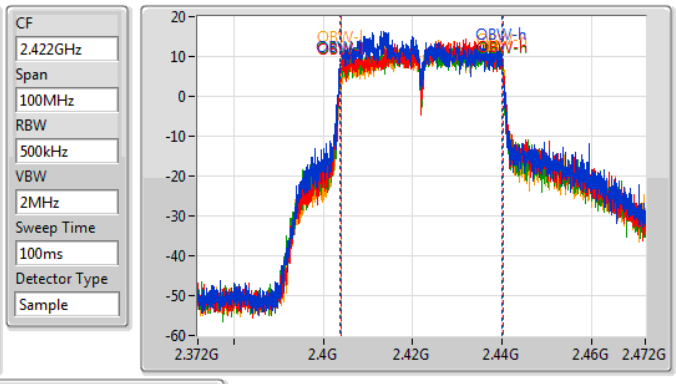

6dB(Hz)	Fl-6dB(Hz)	Fh-6dB(Hz)	OBW(Hz)	Fl-OBW(Hz)	Fh-OBW(Hz)	Limit(Hz)	Port
33.75M	2.40575G	2.4395G	36.232M	2.403859G	2.440091G	500k	1
35.65M	2.4045G	2.44015G	36.232M	2.403959G	2.440191G	500k	2
36.05M	2.4041G	2.44015G	36.282M	2.403909G	2.440191G	500k	3
35.75M	2.40445G	2.4402G	36.282M	2.404009G	2.440291G	500k	4

VHT40-BF_Nss2,(MCS0)_4TX EBW

2437MHz

23/07/2019

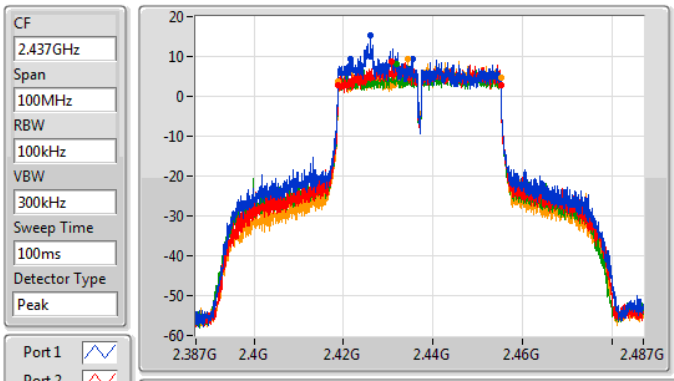

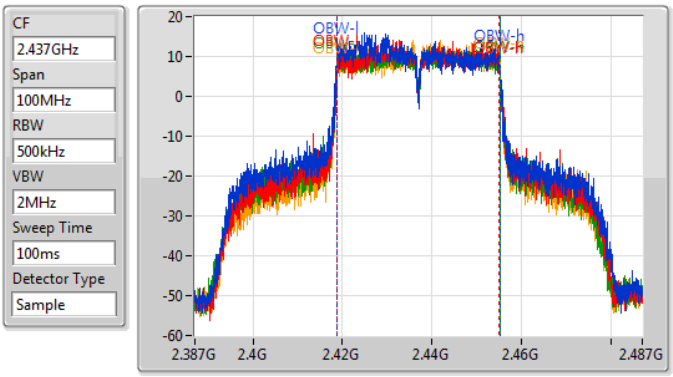

6dB(Hz)	Fl-6dB(Hz)	Fh-6dB(Hz)	OBW(Hz)	Fl-OBW(Hz)	Fh-OBW(Hz)	Limit(Hz)	Port
13.9M	2.4216G	2.4355G	36.432M	2.418709G	2.455141G	500k	1
36.4M	2.4188G	2.4552G	36.232M	2.418859G	2.455091G	500k	2
36.3M	2.41885G	2.45515G	36.332M	2.418809G	2.455141G	500k	3
36.3M	2.41885G	2.45515G	36.282M	2.418859G	2.455141G	500k	4

VHT40-BF_Nss2,(MCS0)_4TX EBW

2452MHz

23/07/2019

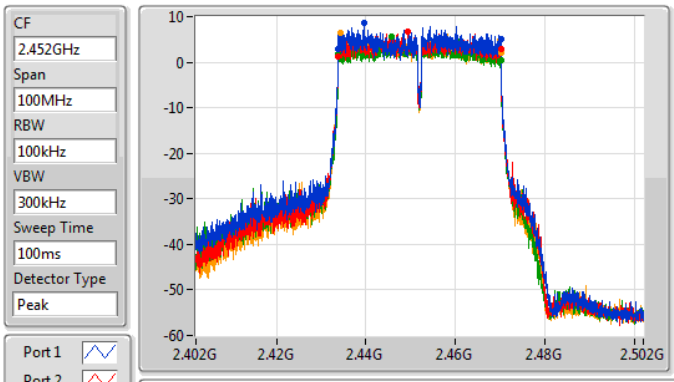

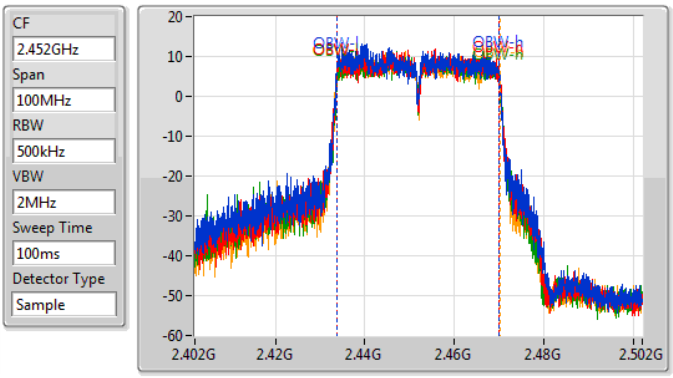

6dB(Hz)	Fl-6dB(Hz)	Fh-6dB(Hz)	OBW(Hz)	Fl-OBW(Hz)	Fh-OBW(Hz)	Limit(Hz)	Port
36.4M	2.43375G	2.47015G	36.232M	2.433759G	2.469991G	500k	1
36.4M	2.43375G	2.47015G	36.182M	2.433809G	2.469991G	500k	2
36.3M	2.43385G	2.47015G	36.182M	2.433859G	2.470041G	500k	3
36.35M	2.4338G	2.47015G	36.382M	2.433759G	2.470141G	500k	4

802.11ax HEW20-BF_Nss2,(MCS0)_4TX EBW

2412MHz

23/07/2019

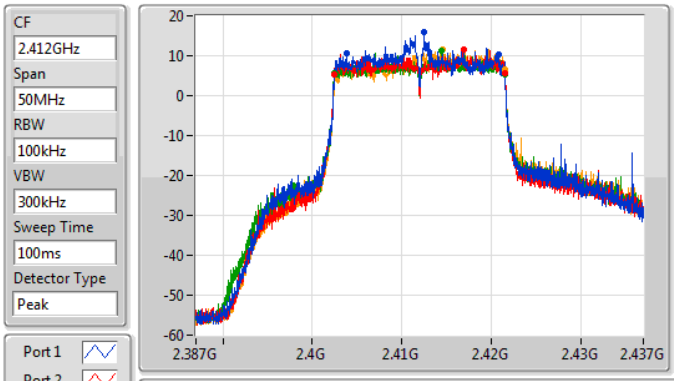

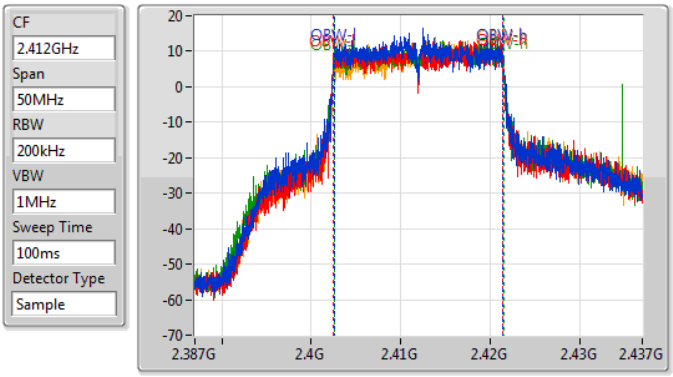

6dB(Hz)	Fl-6dB(Hz)	Fh-6dB(Hz)	OBW(Hz)	Fl-OBW(Hz)	Fh-OBW(Hz)	Limit(Hz)	Port
17.05M	2.403825G	2.420875G	18.916M	2.402555G	2.42147G	500k	1
19.05M	2.402475G	2.421525G	18.991M	2.40248G	2.42147G	500k	2
19.025M	2.4025G	2.421525G	18.991M	2.40253G	2.42152G	500k	3
18.975M	2.402525G	2.4215G	18.916M	2.40258G	2.421495G	500k	4

802.11ax HEW20-BF_Nss2,(MCS0)_4TX EBW

2437MHz

23/07/2019

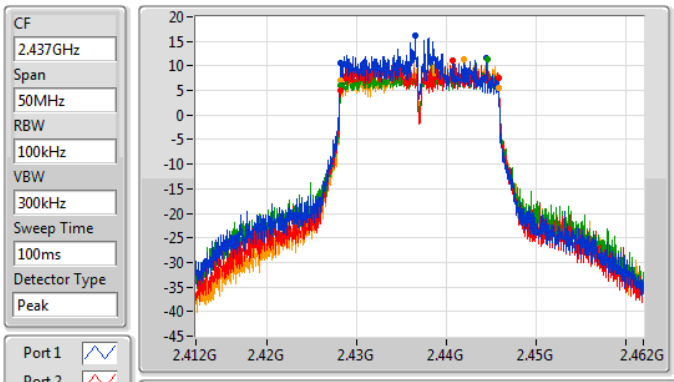

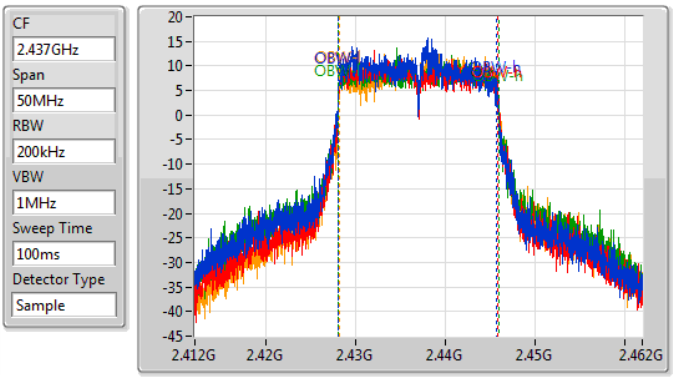

6dB(Hz)	Fl-6dB(Hz)	Fh-6dB(Hz)	OBW(Hz)	Fl-OBW(Hz)	Fh-OBW(Hz)	Limit(Hz)	Port
16.275M	2.428225G	2.4445G	17.691M	2.428079G	2.445771G	500k	1
17.7M	2.4281G	2.4458G	17.791M	2.428079G	2.445871G	500k	2
17.6M	2.4282G	2.4458G	17.841M	2.428079G	2.445921G	500k	3
17.675M	2.4282G	2.445875G	17.716M	2.428179G	2.445896G	500k	4

802.11ax HEW20-BF_Nss2,(MCS0)_4TX EBW

2462MHz

23/07/2019

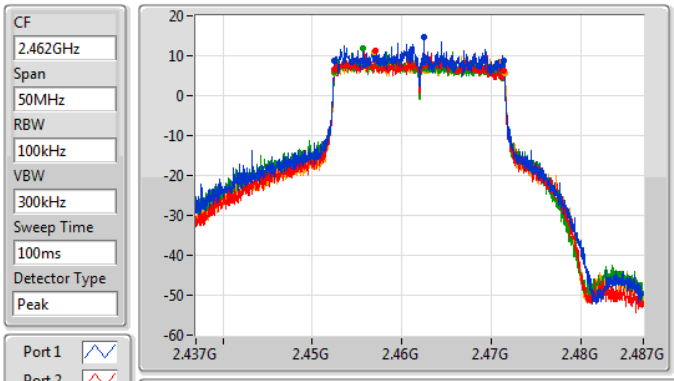

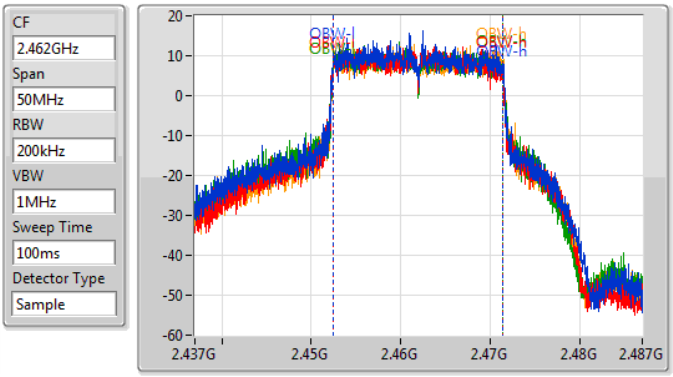

6dB(Hz)	Fl-6dB(Hz)	Fh-6dB(Hz)	OBW(Hz)	Fl-OBW(Hz)	Fh-OBW(Hz)	Limit(Hz)	Port
18.925M	2.4525G	2.471425G	19.04M	2.452405G	2.471445G	500k	1
18.95M	2.45245G	2.4714G	19.015M	2.452405G	2.47142G	500k	2
18.875M	2.4525G	2.471375G	19.065M	2.452405G	2.47147G	500k	3
19.075M	2.452425G	2.4715G	19.04M	2.45243G	2.47147G	500k	4

802.11ax HEW40-BF_Nss2,(MCS0)_4TX EBW

2422MHz

23/07/2019

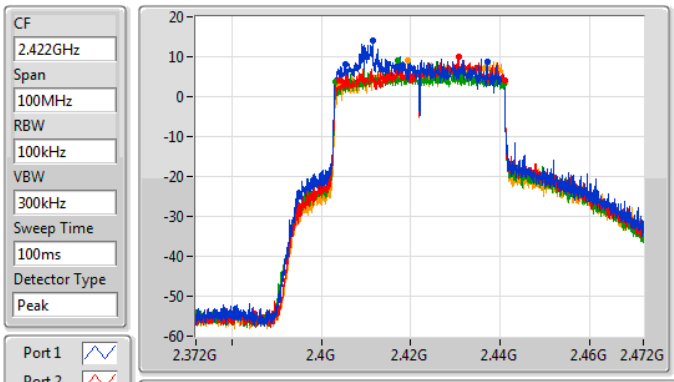

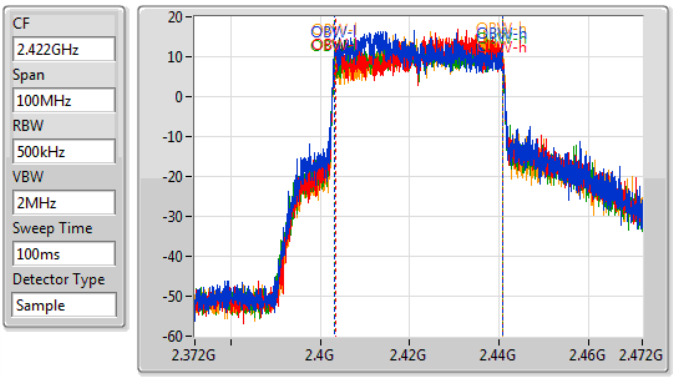

6dB(Hz)	Fl-6dB(Hz)	Fh-6dB(Hz)	OBW(Hz)	Fl-OBW(Hz)	Fh-OBW(Hz)	Limit(Hz)	Port
31.65M	2.4054G	2.43705G	37.531M	2.403159G	2.440691G	500k	1
37.05M	2.4039G	2.44095G	37.531M	2.403359G	2.440891G	500k	2
37.65M	2.4032G	2.44085G	37.581M	2.403259G	2.440841G	500k	3
37.3M	2.40375G	2.44105G	37.531M	2.403359G	2.440891G	500k	4

802.11ax HEW40-BF_Nss2,(MCS0)_4TX EBW

2437MHz

23/07/2019

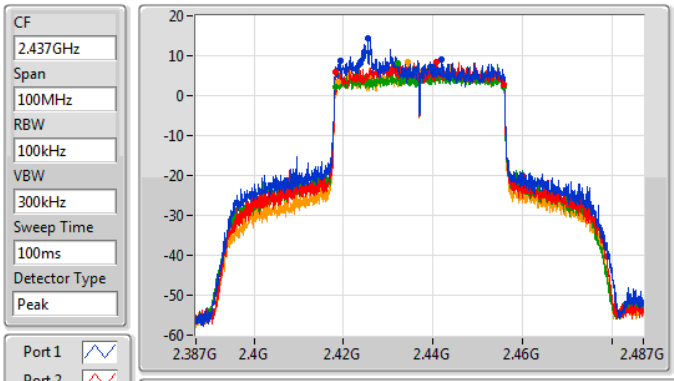

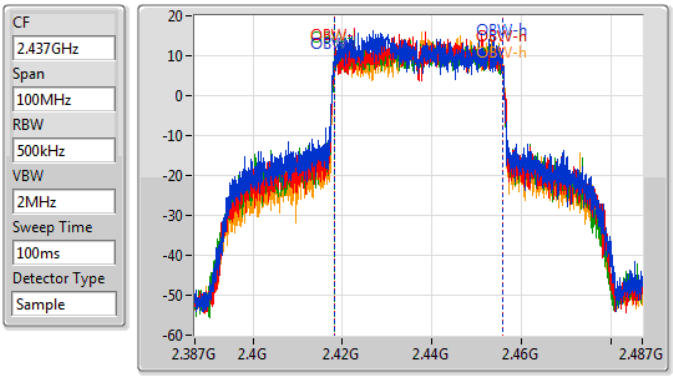

6dB(Hz)	Fl-6dB(Hz)	Fh-6dB(Hz)	OBW(Hz)	Fl-OBW(Hz)	Fh-OBW(Hz)	Limit(Hz)	Port
22.8M	2.4192G	2.442G	37.631M	2.418059G	2.455691G	500k	1
37.5M	2.41825G	2.45575G	37.581M	2.418209G	2.455791G	500k	2
37.75M	2.41815G	2.4559G	37.581M	2.418159G	2.455741G	500k	3
37.1M	2.41865G	2.45575G	37.431M	2.418309G	2.455741G	500k	4

802.11ax HEW40-BF_Nss2,(MCS0)_4TX EBW

2452MHz

23/07/2019

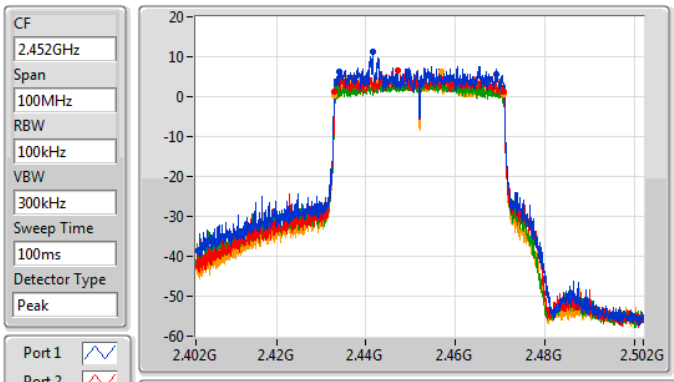

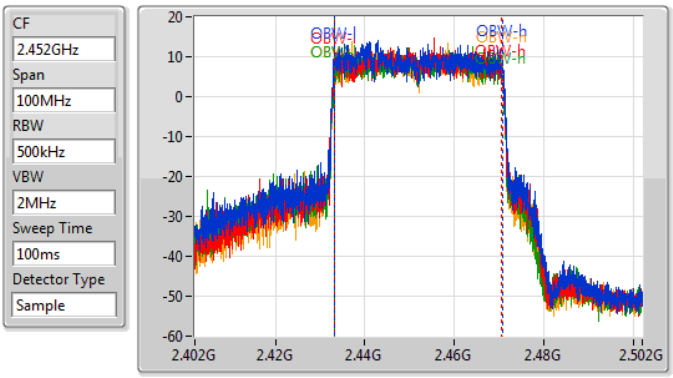

6dB(Hz)	Fl-6dB(Hz)	Fh-6dB(Hz)	OBW(Hz)	Fl-OBW(Hz)	Fh-OBW(Hz)	Limit(Hz)	Port
35.35M	2.4339G	2.46925G	37.681M	2.433059G	2.470741G	500k	1
37.7M	2.433G	2.4707G	37.481M	2.433109G	2.470591G	500k	2
37.05M	2.4334G	2.47045G	37.381M	2.433209G	2.470591G	500k	3
37.75M	2.433G	2.47075G	37.431M	2.433309G	2.470741G	500k	4

For non-beamforming mode:
4 Stream 4 TX for SDM mode & 1 Stream 4 TX for CDD mode:
Summary

Mode	Total Power (dBm)	Total Power (W)
2.4-2.4835GHz	-	-
802.11b_Nss1,(1Mbps)_4TX	29.86	0.96828
VHT20_Nss4,(MCS0)_4TX	29.83	0.96161
VHT40_Nss4,(MCS0)_4TX	27.89	0.61518
802.11ax HEW20_Nss4,(MCS0)_4TX	29.99	0.99770
802.11ax HEW40_Nss4,(MCS0)_4TX	28.11	0.64714

Result

Mode	Result	DG (dBi)	Port 1 (dBm)	Port 2 (dBm)	Port 3 (dBm)	Port 4 (dBm)	Total Power (dBm)	Power Limit (dBm)
802.11b_Nss1,(1Mbps)_4TX	-	-	-	-	-	-	-	-
2412MHz	Pass	5.3	24.03	23.40	24.09	23.82	29.86	30.00
2437MHz	Pass	5.3	24.09	23.52	23.93	23.81	29.86	30.00
2462MHz	Pass	5.3	23.78	23.52	23.91	24.05	29.84	30.00
VHT20_Nss4,(MCS0)_4TX	-	-	-	-	-	-	-	-
2412MHz	Pass	-0.30	24.19	23.44	23.88	23.67	29.82	30.00
2437MHz	Pass	-0.30	24.26	23.42	23.93	23.57	29.83	30.00
2462MHz	Pass	-0.30	21.82	21.60	21.90	21.99	27.85	30.00
VHT40_Nss4,(MCS0)_4TX	-	-	-	-	-	-	-	-
2422MHz	Pass	-0.30	22.05	21.84	21.49	21.53	27.75	30.00
2437MHz	Pass	-0.30	22.08	21.98	21.55	21.83	27.89	30.00
2452MHz	Pass	-0.30	21.02	20.82	20.60	20.39	26.73	30.00
802.11ax HEW20_Nss4,(MCS0)_4TX	-	-	-	-	-	-	-	-
2412MHz	Pass	-0.30	24.19	23.63	24.16	23.76	29.96	30.00
2437MHz	Pass	-0.30	24.28	23.72	23.94	23.91	29.99	30.00
2462MHz	Pass	-0.30	22.10	21.78	21.90	21.96	27.96	30.00
802.11ax HEW40_Nss4,(MCS0)_4TX	-	-	-	-	-	-	-	-
2422MHz	Pass	-0.30	22.06	21.01	21.85	21.65	27.68	30.00
2437MHz	Pass	-0.30	22.15	22.19	21.96	22.05	28.11	30.00
2452MHz	Pass	-0.30	21.22	20.98	20.79	20.53	26.91	30.00

DG = Directional Gain; **Port X** = Port X output power

For beamforming mode:
1 Stream 4 TX for TxBF mode:
Summary

Mode	Total Power (dBm)	Total Power (W)
2.4-2.4835GHz	-	-
VHT20-BF_Nss1,(MCS0)_4TX	29.88	0.97275
VHT40-BF_Nss1,(MCS0)_4TX	29.87	0.97051
802.11ax HEW20-BF_Nss1,(MCS0)_4TX	29.98	0.99541
802.11ax HEW40-BF_Nss1,(MCS0)_4TX	29.93	0.98401

Result

Mode	Result	DG (dBi)	Port 1 (dBm)	Port 2 (dBm)	Port 3 (dBm)	Port 4 (dBm)	Total Power (dBm)	Power Limit (dBm)
VHT20-BF_Nss1,(MCS0)_4TX	-	-	-	-	-	-	-	-
2412MHz	Pass	5.30	23.93	23.41	24.05	23.62	29.78	30.00
2437MHz	Pass	5.30	23.88	23.59	23.95	24.02	29.88	30.00
2462MHz	Pass	5.30	21.51	20.99	21.75	21.95	27.59	30.00
VHT40-BF_Nss1,(MCS0)_4TX	-	-	-	-	-	-	-	-
2422MHz	Pass	5.30	23.73	23.79	23.95	23.94	29.87	30.00
2437MHz	Pass	5.30	21.77	21.90	21.88	21.23	27.72	30.00
2452MHz	Pass	5.30	21.13	19.61	19.41	20.27	26.18	30.00
802.11ax HEW20-BF_Nss1,(MCS0)_4TX	-	-	-	-	-	-	-	-
2412MHz	Pass	5.30	23.61	23.28	24.44	24.15	29.91	30.00
2437MHz	Pass	5.30	24.62	23.43	23.30	24.33	29.98	30.00
2462MHz	Pass	5.30	21.68	20.91	21.48	21.73	27.48	30.00
802.11ax HEW40-BF_Nss1,(MCS0)_4TX	-	-	-	-	-	-	-	-
2422MHz	Pass	5.30	24.03	23.76	23.86	23.99	29.93	30.00
2437MHz	Pass	5.30	22.66	22.72	22.26	22.48	28.55	30.00
2452MHz	Pass	5.30	21.02	20.54	20.52	19.70	26.49	30.00

DG = Directional Gain; **Port X** = Port X output power

2 Stream 4 TX for TxBF mode:

Summary

Mode	Total Power (dBm)	Total Power (W)
2.4-2.4835GHz	-	-
VHT20-BF_Nss1,(MCS0)_4TX	29.84	0.96383
VHT40-BF_Nss1,(MCS0)_4TX	29.86	0.96828
802.11ax HEW20-BF_Nss2,(MCS0)_4TX	29.94	0.98628
802.11ax HEW40-BF_Nss2,(MCS0)_4TX	29.98	0.99541

Result

Mode	Result	DG (dBi)	Port 1 (dBm)	Port 2 (dBm)	Port 3 (dBm)	Port 4 (dBm)	Total Power (dBm)	Power Limit (dBm)
VHT20-BF_Nss1,(MCS0)_4TX	-	-	-	-	-	-	-	-
2412MHz	Pass	2.60	23.88	23.81	23.94	23.49	29.80	30.00
2437MHz	Pass	2.60	23.66	23.44	23.88	24.25	29.84	30.00
2462MHz	Pass	2.60	22.72	22.45	22.53	22.43	28.55	30.00
VHT40-BF_Nss1,(MCS0)_4TX	-	-	-	-	-	-	-	-
2422MHz	Pass	2.60	24.03	23.85	23.59	23.86	29.86	30.00
2437MHz	Pass	2.60	22.90	22.17	22.28	22.38	28.46	30.00
2452MHz	Pass	2.60	20.37	20.97	20.03	19.40	26.25	30.00
802.11ax HEW20-BF_Nss2,(MCS0)_4TX	-	-	-	-	-	-	-	-
2412MHz	Pass	2.60	23.76	23.92	24.32	23.58	29.92	30.00
2437MHz	Pass	2.60	24.43	23.24	24.25	23.66	29.94	30.00
2462MHz	Pass	2.60	22.74	22.40	22.79	22.67	28.67	30.00
802.11ax HEW40-BF_Nss2,(MCS0)_4TX	-	-	-	-	-	-	-	-
2422MHz	Pass	2.60	24.29	23.53	24.12	23.84	29.98	30.00
2437MHz	Pass	2.60	22.68	22.80	21.83	22.53	28.50	30.00
2452MHz	Pass	2.60	20.81	20.59	20.72	20.70	26.73	30.00

DG = Directional Gain; **Port X** = Port X output power

For non-beamforming mode:
4 Stream 4 TX for SDM mode & 1 Stream 4 TX for CDD mode:
Summary

Mode	PD (dBm/RBW)
2.4-2.4835GHz	-
802.11b_Nss1,(1Mbps)_4TX	5.58
VHT20_Nss4,(MCS0)_4TX	1.85
VHT40_Nss4,(MCS0)_4TX	-1.08
802.11ax HEW20_Nss4,(MCS0)_4TX	3.11
802.11ax HEW40_Nss4,(MCS0)_4TX	-0.88

RBW=3 kHz.

Result

Mode	Result	DG (dBi)	Port 1 (dBm/RBW)	Port 2 (dBm/RBW)	Port 3 (dBm/RBW)	Port 4 (dBm/RBW)	PD (dBm/RBW)	PD Limit (dBm/RBW)
802.11b_Nss1,(1Mbps)_4TX	-	-	-	-	-	-	-	-
2412MHz	Pass	5.3	2.53	-0.11	1.36	1.22	5.55	8.00
2437MHz	Pass	5.3	1.41	1.50	1.04	0.96	5.58	8.00
2462MHz	Pass	5.3	0.49	-0.21	0.12	0.86	4.82	8.00
VHT20_Nss4,(MCS0)_4TX	-	-	-	-	-	-	-	-
2412MHz	Pass	-0.30	-3.10	-4.17	-3.53	-2.95	1.57	8.00
2437MHz	Pass	-0.30	-2.97	-3.24	-3.20	-3.33	1.85	8.00
2462MHz	Pass	-0.30	-3.95	-4.59	-4.20	-4.42	1.54	8.00
VHT40_Nss4,(MCS0)_4TX	-	-	-	-	-	-	-	-
2422MHz	Pass	-0.30	-5.45	-6.27	-7.52	-7.03	-1.08	8.00
2437MHz	Pass	-0.30	-6.73	-5.79	-6.23	-7.27	-1.96	8.00
2452MHz	Pass	-0.30	-6.25	-6.65	-6.71	-8.67	-1.55	8.00
802.11ax HEW20_Nss4,(MCS0)_4TX	-	-	-	-	-	-	-	-
2412MHz	Pass	-0.30	-3.01	-3.05	-3.91	-4.14	1.84	8.00
2437MHz	Pass	-0.30	-2.03	-3.55	-2.66	-2.74	3.05	8.00
2462MHz	Pass	-0.30	-3.11	-3.00	-2.75	-2.80	3.11	8.00
802.11ax HEW40_Nss4,(MCS0)_4TX	-	-	-	-	-	-	-	-
2422MHz	Pass	-0.30	-6.88	-6.38	-6.92	-7.51	-0.88	8.00
2437MHz	Pass	-0.30	-6.52	-6.95	-8.42	-7.74	-1.34	8.00
2452MHz	Pass	-0.30	-7.44	-8.80	-7.70	-8.93	-2.15	8.00

DG = Directional Gain; RBW=3 kHz;
PD = trace bin-by-bin of each transmits port summing can be performed maximum power density; **Port X** = Port X power density;

802.11b_Nss1,(1Mbps)_4TX PSD

2412MHz

19/07/2019

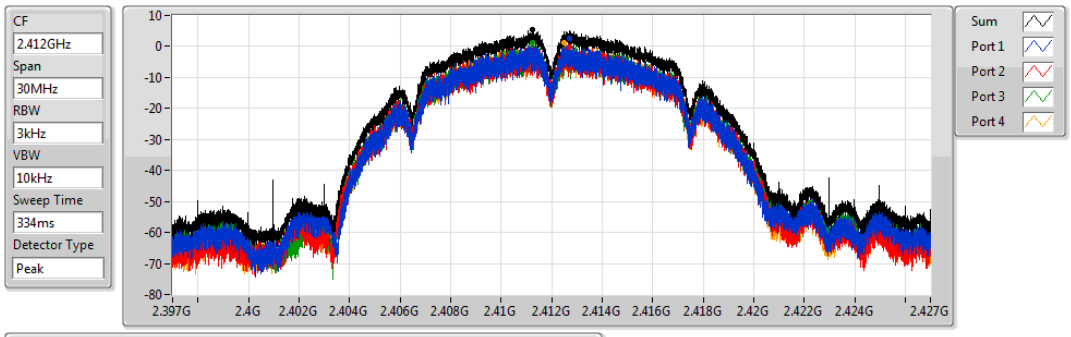

Sum	PD	Port 1	Port 2	Port 3	Port 4
(dBm/RBW)	(dBm/RBW)	(dBm/RBW)	(dBm/RBW)	(dBm/RBW)	(dBm/RBW)
5.55	5.55	2.53	-0.11	1.36	1.22

802.11b_Nss1,(1Mbps)_4TX PSD

2437MHz

19/07/2019

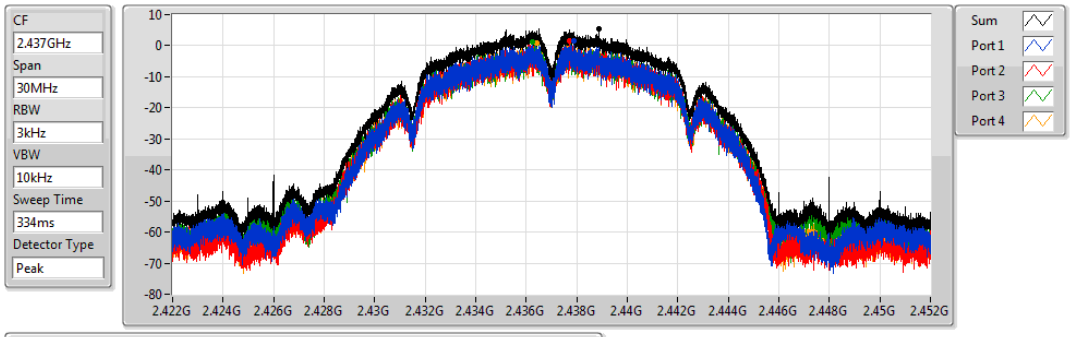

Sum	PD	Port 1	Port 2	Port 3	Port 4
(dBm/RBW)	(dBm/RBW)	(dBm/RBW)	(dBm/RBW)	(dBm/RBW)	(dBm/RBW)
5.58	5.58	1.41	1.50	1.04	0.96

802.11b_Nss1,(1Mbps)_4TX PSD

2462MHz

19/07/2019

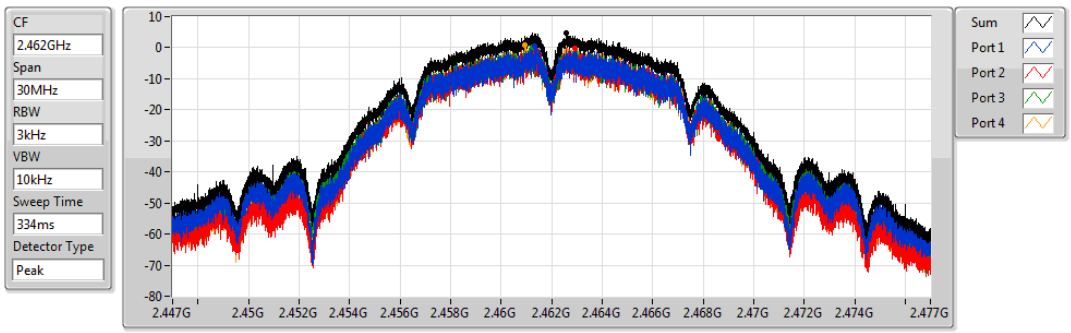

Sum	PD	Port 1	Port 2	Port 3	Port 4
(dBm/RBW)	(dBm/RBW)	(dBm/RBW)	(dBm/RBW)	(dBm/RBW)	(dBm/RBW)
4.82	4.82	0.49	-0.21	0.12	0.86

VHT20_Nss4,(MCS0)_4TX PSD

2412MHz

19/07/2019

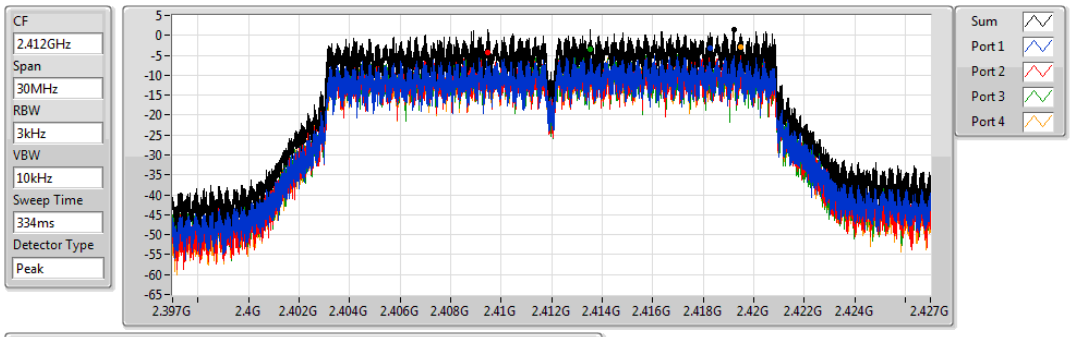

Sum	PD	Port 1	Port 2	Port 3	Port 4
(dBm/RBW)	(dBm/RBW)	(dBm/RBW)	(dBm/RBW)	(dBm/RBW)	(dBm/RBW)
1.57	1.57	-3.10	-4.17	-3.53	-2.95

VHT20_Nss4,(MCS0)_4TX PSD

2437MHz

19/07/2019

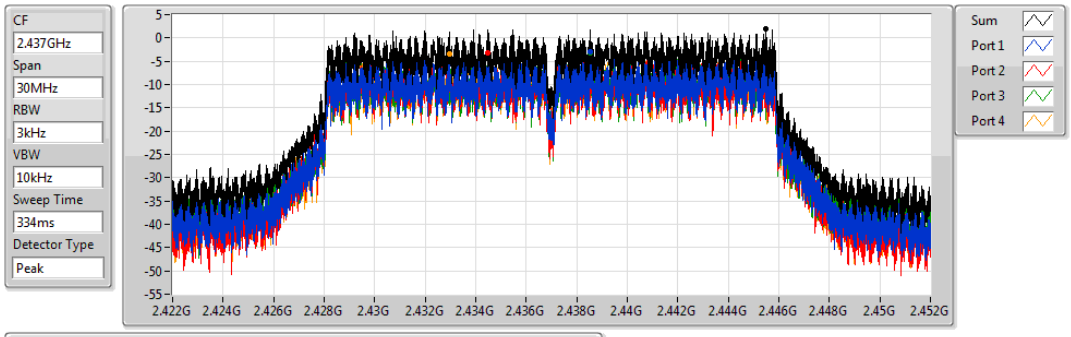

Sum	PD	Port 1	Port 2	Port 3	Port 4
(dBm/RBW)	(dBm/RBW)	(dBm/RBW)	(dBm/RBW)	(dBm/RBW)	(dBm/RBW)
1.85	1.85	-2.97	-3.24	-3.20	-3.33

VHT20_Nss4,(MCS0)_4TX PSD

2462MHz

19/07/2019

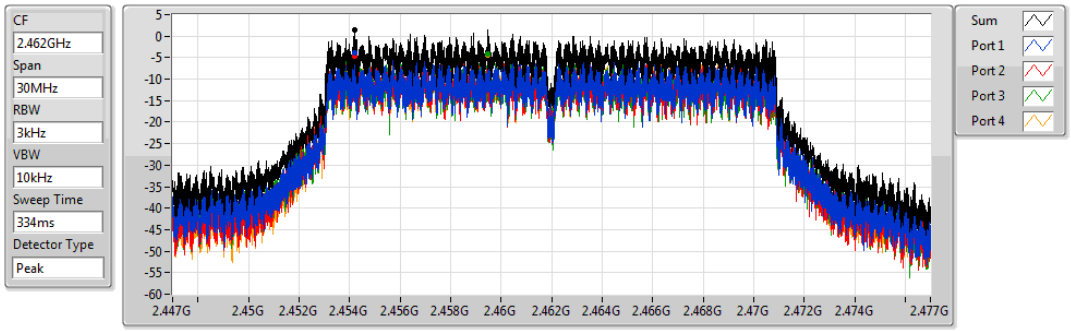

Sum	PD	Port 1	Port 2	Port 3	Port 4
(dBm/RBW)	(dBm/RBW)	(dBm/RBW)	(dBm/RBW)	(dBm/RBW)	(dBm/RBW)
1.54	1.54	-3.95	-4.59	-4.20	-4.42

VHT40_Nss4,(MCS0)_4TX PSD

2422MHz

19/07/2019

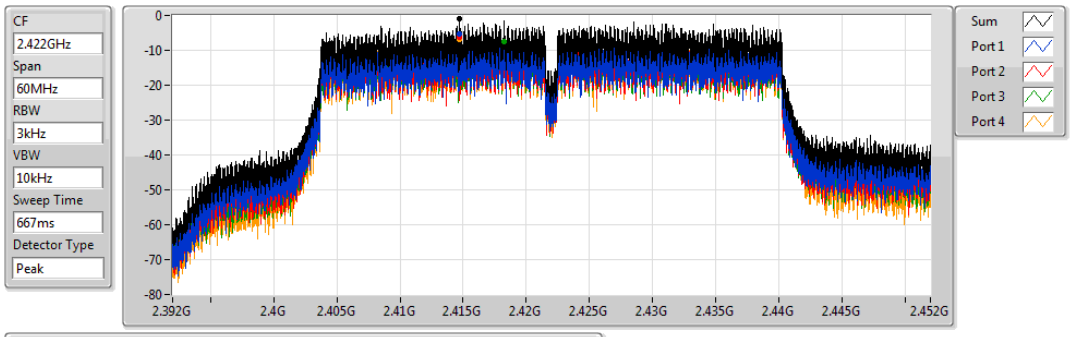

Sum	PD	Port 1	Port 2	Port 3	Port 4
(dBm/RBW)	(dBm/RBW)	(dBm/RBW)	(dBm/RBW)	(dBm/RBW)	(dBm/RBW)
-1.08	-1.08	-5.45	-6.27	-7.52	-7.03

VHT40_Nss4,(MCS0)_4TX PSD

2437MHz

19/07/2019

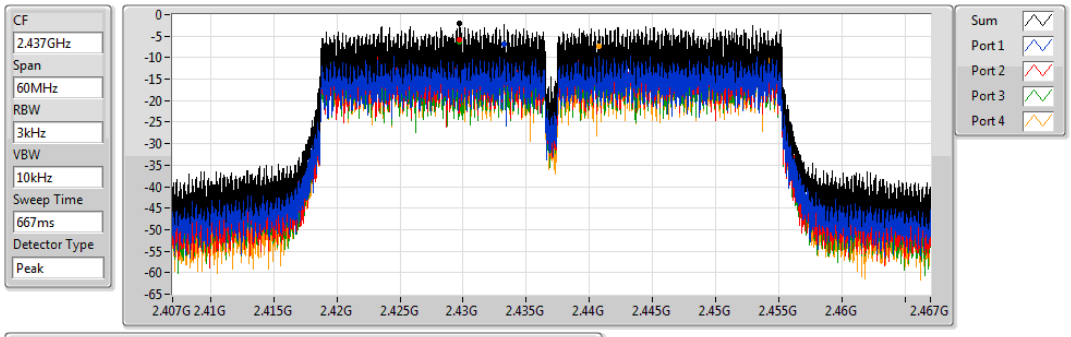

Sum	PD	Port 1	Port 2	Port 3	Port 4
(dBm/RBW)	(dBm/RBW)	(dBm/RBW)	(dBm/RBW)	(dBm/RBW)	(dBm/RBW)
-1.96	-1.96	-6.73	-5.79	-6.23	-7.27

VHT40_Nss4,(MCS0)_4TX PSD

2452MHz

19/07/2019

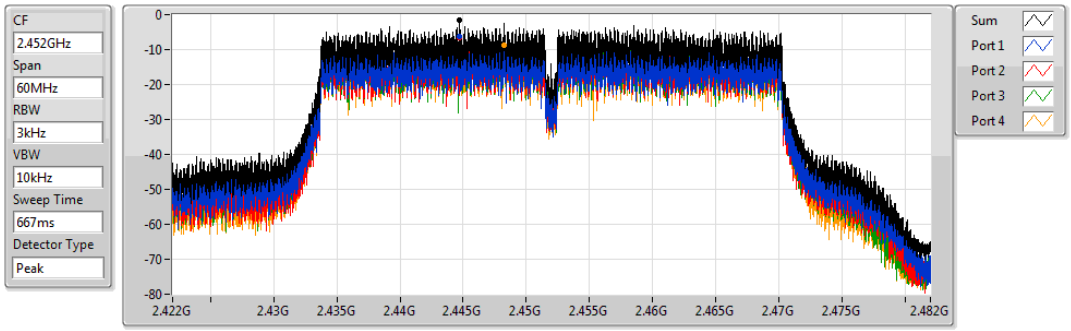

Sum	PD	Port 1	Port 2	Port 3	Port 4
(dBm/RBW)	(dBm/RBW)	(dBm/RBW)	(dBm/RBW)	(dBm/RBW)	(dBm/RBW)
-1.55	-1.55	-6.25	-6.65	-6.71	-8.67

802.11ax HEW20_Nss4,(MCS0)_4TX PSD

2412MHz

19/07/2019

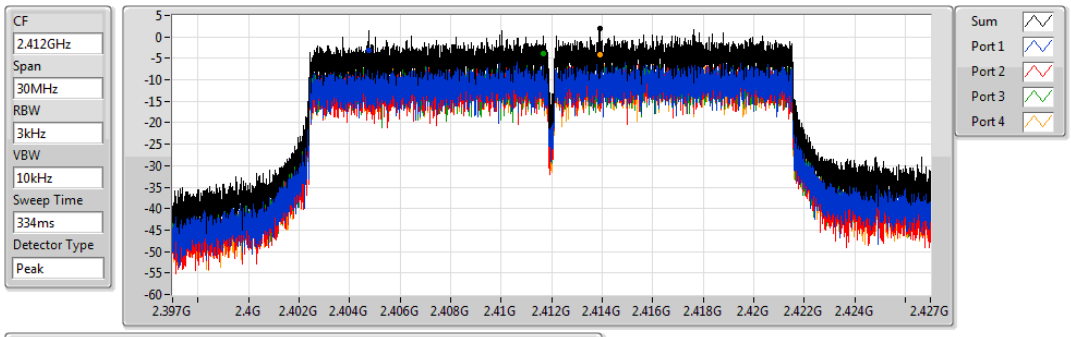

Sum	PD	Port 1	Port 2	Port 3	Port 4
(dBm/RBW)	(dBm/RBW)	(dBm/RBW)	(dBm/RBW)	(dBm/RBW)	(dBm/RBW)
1.84	1.84	-3.01	-3.05	-3.91	-4.14

802.11ax HEW20_Nss4,(MCS0)_4TX PSD

2437MHz

19/07/2019

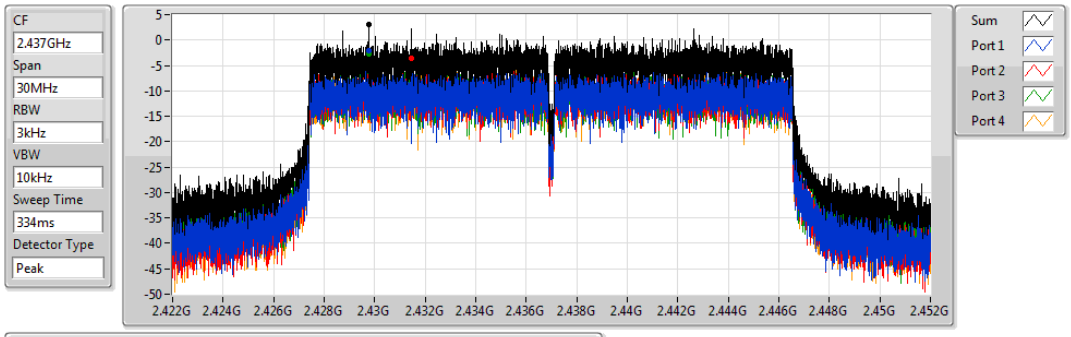

Sum	PD	Port 1	Port 2	Port 3	Port 4
(dBm/RBW)	(dBm/RBW)	(dBm/RBW)	(dBm/RBW)	(dBm/RBW)	(dBm/RBW)
3.05	3.05	-2.03	-3.55	-2.66	-2.74

802.11ax HEW20_Nss4,(MCS0)_4TX PSD

2462MHz

19/07/2019

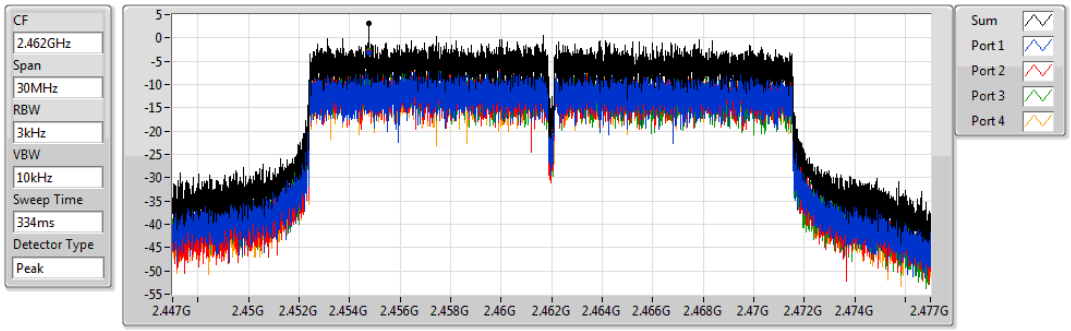

Sum	PD	Port 1	Port 2	Port 3	Port 4
(dBm/RBW)	(dBm/RBW)	(dBm/RBW)	(dBm/RBW)	(dBm/RBW)	(dBm/RBW)
3.11	3.11	-3.11	-3.00	-2.75	-2.80

802.11ax HEW40_Nss4,(MCS0)_4TX PSD

2422MHz

19/07/2019

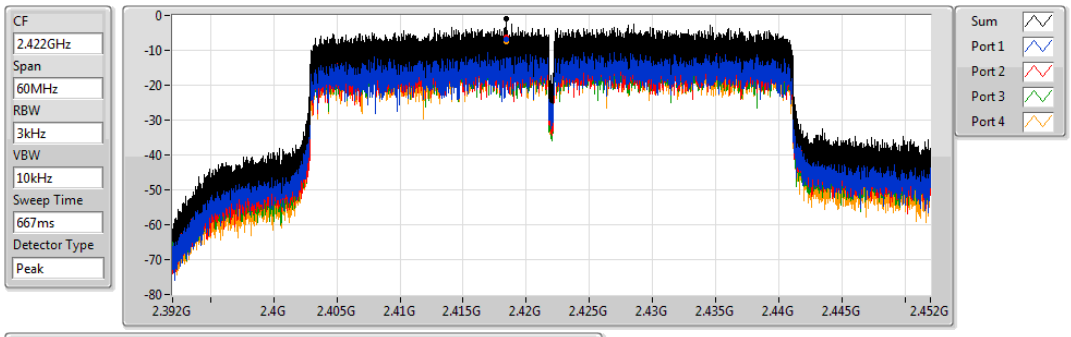

Sum	PD	Port 1	Port 2	Port 3	Port 4
(dBm/RBW)	(dBm/RBW)	(dBm/RBW)	(dBm/RBW)	(dBm/RBW)	(dBm/RBW)
-0.88	-0.88	-6.88	-6.38	-6.92	-7.51

802.11ax HEW40_Nss4,(MCS0)_4TX PSD

2437MHz

19/07/2019

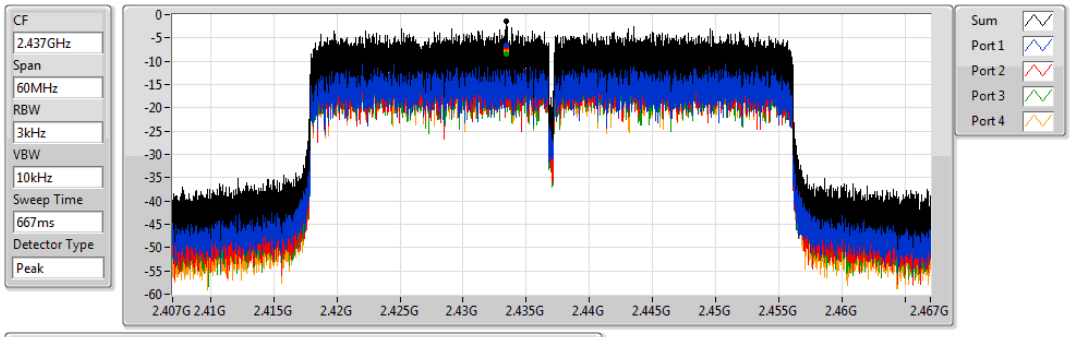

Sum	PD	Port 1	Port 2	Port 3	Port 4
(dBm/RBW)	(dBm/RBW)	(dBm/RBW)	(dBm/RBW)	(dBm/RBW)	(dBm/RBW)
-1.34	-1.34	-6.52	-6.95	-8.42	-7.74

802.11ax HEW40_Nss4,(MCS0)_4TX PSD

2452MHz

19/07/2019

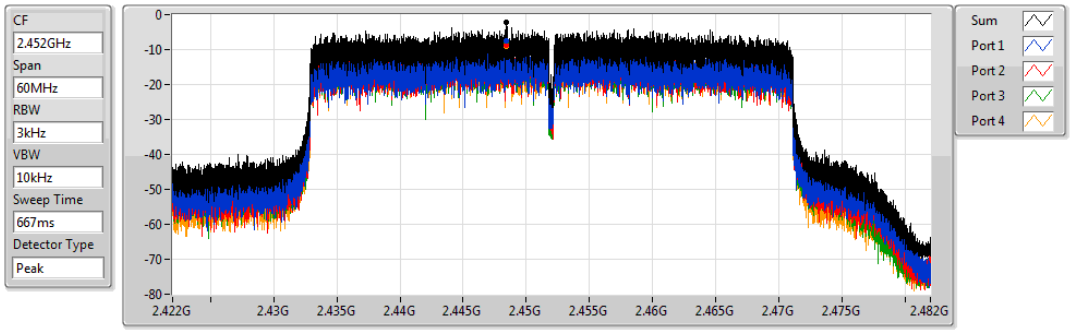

Sum	PD	Port 1	Port 2	Port 3	Port 4
(dBm/RBW)	(dBm/RBW)	(dBm/RBW)	(dBm/RBW)	(dBm/RBW)	(dBm/RBW)
-2.15	-2.15	-7.44	-8.80	-7.70	-8.93

For beamforming mode:
1 Stream 4 TX for TxBF mode:
Summary

Mode	PD (dBm/RBW)
2.4-2.4835GHz	-
VHT20-BF_Nss1,(MCS0)_4TX	2.53
VHT40-BF_Nss1,(MCS0)_4TX	1.85
802.11ax HEW20-BF_Nss1,(MCS0)_4TX	2.97
802.11ax HEW40-BF_Nss1,(MCS0)_4TX	0.93

RBW=3 kHz.

Result

Mode	Result	DG (dBi)	Port 1 (dBm/RBW)	Port 2 (dBm/RBW)	Port 3 (dBm/RBW)	Port 4 (dBm/RBW)	PD (dBm/RBW)	PD Limit (dBm/RBW)
VHT20-BF_Nss1,(MCS0)_4TX	-	-	-	-	-	-	-	-
2412MHz	Pass	5.30	0.64	-3.87	-1.38	-1.64	2.53	8.00
2437MHz	Pass	5.30	-2.42	-3.64	-3.89	-2.30	1.74	8.00
2462MHz	Pass	5.30	-0.19	-3.38	-2.46	-4.25	1.47	8.00
VHT40-BF_Nss1,(MCS0)_4TX	-	-	-	-	-	-	-	-
2422MHz	Pass	5.30	1.41	-4.11	-5.22	-4.66	1.85	8.00
2437MHz	Pass	5.30	-0.38	-5.28	-4.40	-4.01	0.67	8.00
2452MHz	Pass	5.30	-3.71	-7.41	-7.24	-7.41	-1.61	8.00
802.11ax HEW20-BF_Nss1,(MCS0)_4TX	-	-	-	-	-	-	-	-
2412MHz	Pass	5.30	0.80	-2.45	-2.23	-1.69	2.97	8.00
2437MHz	Pass	5.30	0.10	-2.88	-3.12	-3.15	2.69	8.00
2462MHz	Pass	5.30	0.68	-4.75	-3.52	-3.72	1.25	8.00
802.11ax HEW40-BF_Nss1,(MCS0)_4TX	-	-	-	-	-	-	-	-
2422MHz	Pass	5.30	-0.49	-3.82	-5.27	-4.90	0.93	8.00
2437MHz	Pass	5.30	-0.71	-3.57	-5.99	-5.48	-0.04	8.00
2452MHz	Pass	5.30	-1.30	-8.00	-7.54	-7.78	-0.86	8.00

DG = Directional Gain; RBW=3 kHz;
PD = trace bin-by-bin of each transmits port summing can be performed maximum power density; **Port X** = Port X power density;

VHT20-BF_Nss1,(MCS0)_4TX PSD

2412MHz

23/07/2019

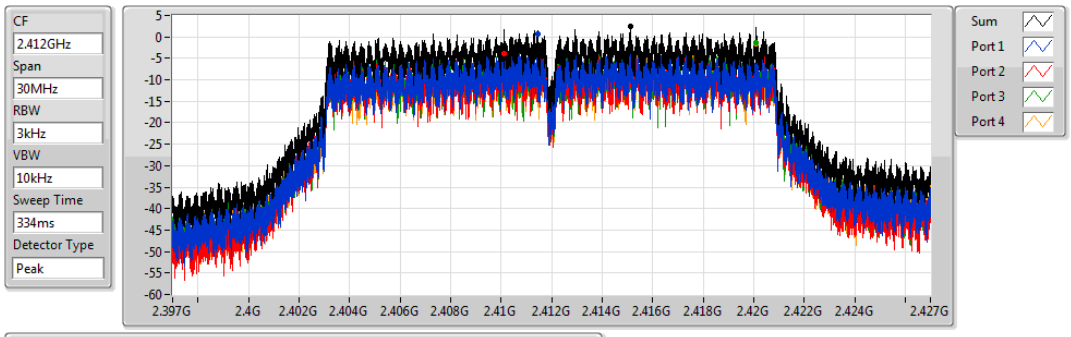

Sum	PD	Port 1	Port 2	Port 3	Port 4
(dBm/RBW)	(dBm/RBW)	(dBm/RBW)	(dBm/RBW)	(dBm/RBW)	(dBm/RBW)
2.53	2.53	0.64	-3.87	-1.38	-1.64

VHT20-BF_Nss1,(MCS0)_4TX PSD

2437MHz

23/07/2019

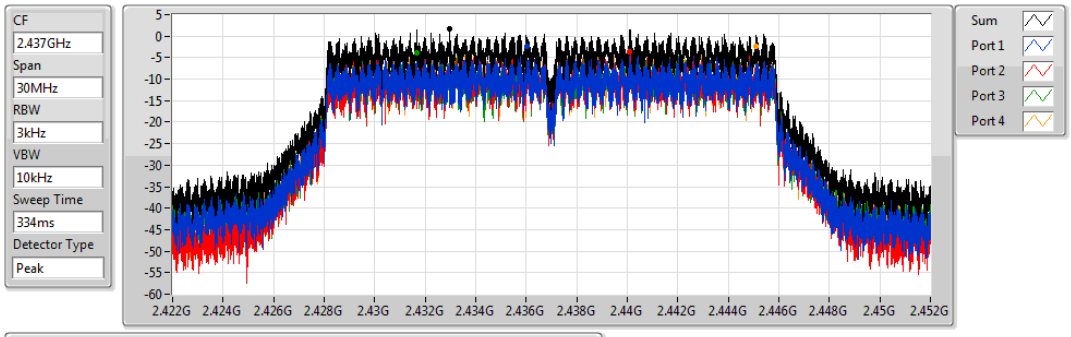

Sum	PD	Port 1	Port 2	Port 3	Port 4
(dBm/RBW)	(dBm/RBW)	(dBm/RBW)	(dBm/RBW)	(dBm/RBW)	(dBm/RBW)
1.74	1.74	-2.42	-3.64	-3.89	-2.30

VHT20-BF_Nss1,(MCS0)_4TX PSD

2462MHz

23/07/2019

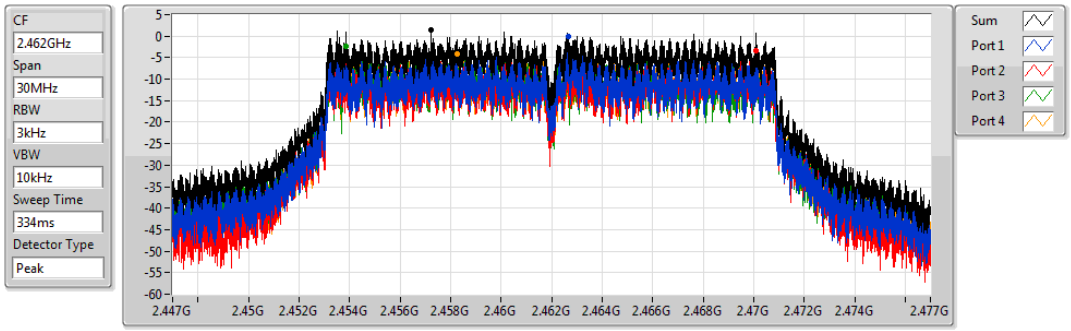

Sum	PD	Port 1	Port 2	Port 3	Port 4
(dBm/RBW)	(dBm/RBW)	(dBm/RBW)	(dBm/RBW)	(dBm/RBW)	(dBm/RBW)
1.47	1.47	-0.19	-3.38	-2.46	-4.25

VHT40-BF_Nss1,(MCS0)_4TX PSD

2422MHz

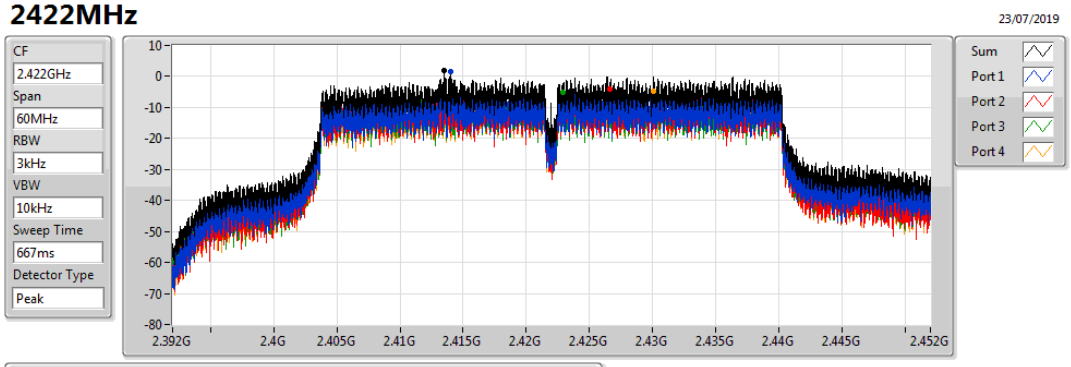

Sum	PD	Port 1	Port 2	Port 3	Port 4
(dBm/RBW)	(dBm/RBW)	(dBm/RBW)	(dBm/RBW)	(dBm/RBW)	(dBm/RBW)
1.85	1.85	1.41	-4.11	-5.22	-4.66

VHT40-BF_Nss1,(MCS0)_4TX PSD

2437MHz

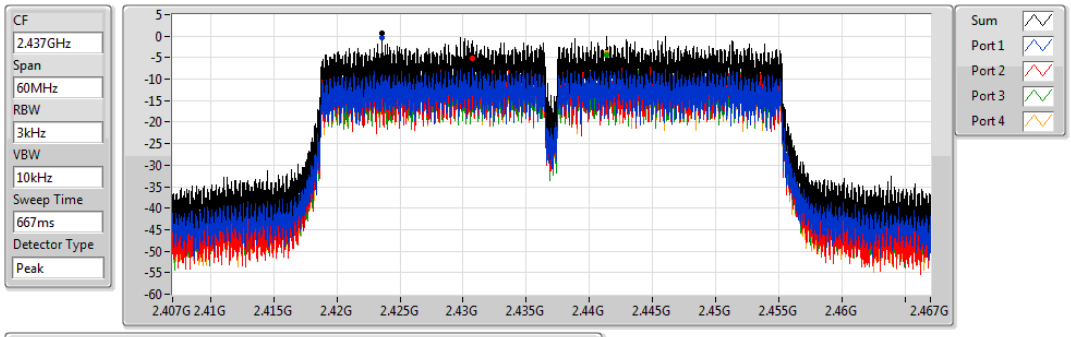

Sum	PD	Port 1	Port 2	Port 3	Port 4
(dBm/RBW)	(dBm/RBW)	(dBm/RBW)	(dBm/RBW)	(dBm/RBW)	(dBm/RBW)
0.67	0.67	-0.38	-5.28	-4.40	-4.01

VHT40-BF_Nss1,(MCS0)_4TX PSD

2452MHz

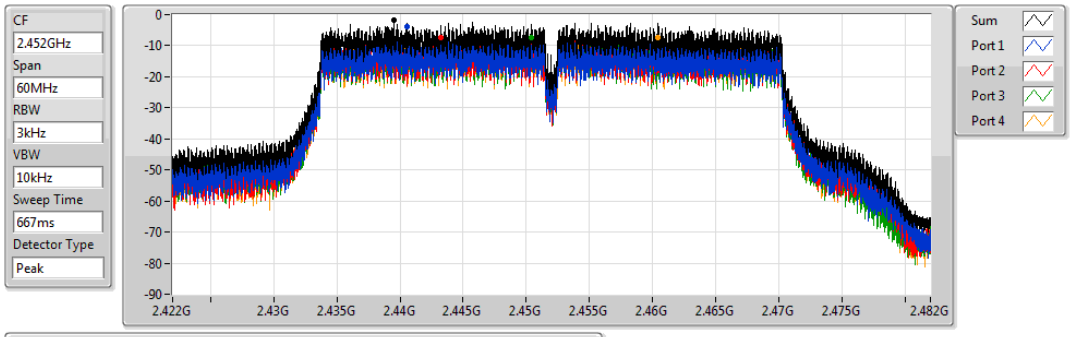

Sum	PD	Port 1	Port 2	Port 3	Port 4
(dBm/RBW)	(dBm/RBW)	(dBm/RBW)	(dBm/RBW)	(dBm/RBW)	(dBm/RBW)
-1.61	-1.61	-3.71	-7.41	-7.24	-7.41

802.11ax HEW20-BF_Nss1,(MCS0)_4TX PSD

2412MHz

25/07/2019

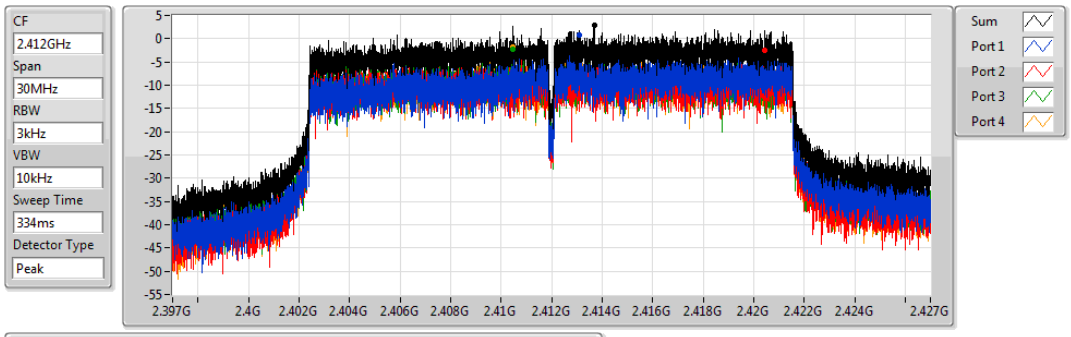

Sum	PD	Port 1	Port 2	Port 3	Port 4
(dBm/RBW)	(dBm/RBW)	(dBm/RBW)	(dBm/RBW)	(dBm/RBW)	(dBm/RBW)
2.97	2.97	0.80	-2.45	-2.23	-1.69

802.11ax HEW20-BF_Nss1,(MCS0)_4TX PSD

2437MHz

23/07/2019

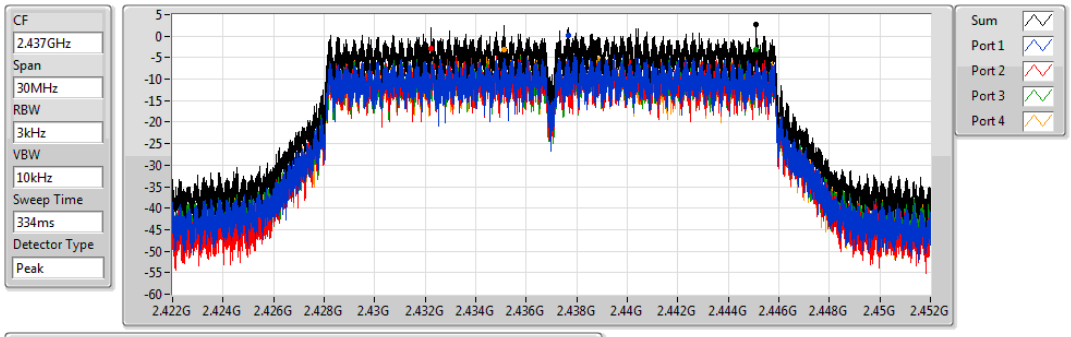

Sum	PD	Port 1	Port 2	Port 3	Port 4
(dBm/RBW)	(dBm/RBW)	(dBm/RBW)	(dBm/RBW)	(dBm/RBW)	(dBm/RBW)
2.69	2.69	0.10	-2.88	-3.12	-3.15

802.11ax HEW20-BF_Nss1,(MCS0)_4TX PSD

2462MHz

23/07/2019

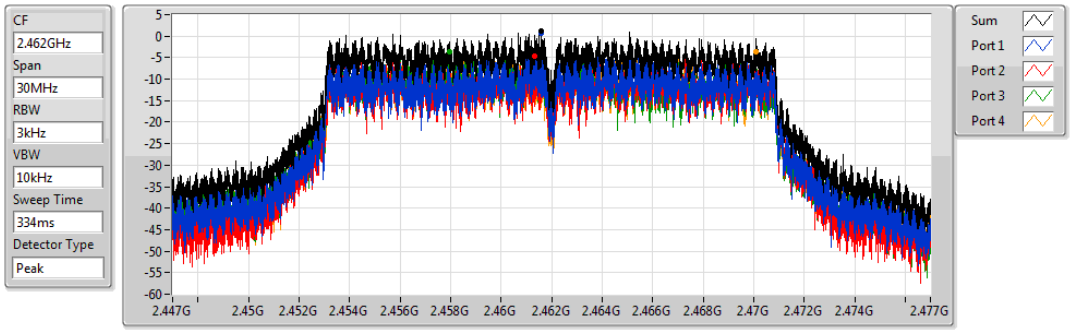

Sum	PD	Port 1	Port 2	Port 3	Port 4
(dBm/RBW)	(dBm/RBW)	(dBm/RBW)	(dBm/RBW)	(dBm/RBW)	(dBm/RBW)
1.25	1.25	0.68	-4.75	-3.52	-3.72

802.11ax HEW40-BF_Nss1,(MCS0)_4TX PSD

2422MHz

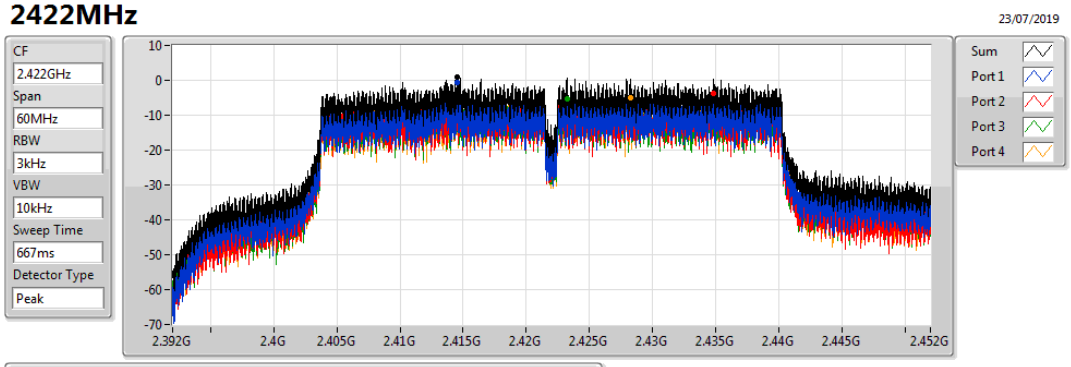

Sum	PD	Port 1	Port 2	Port 3	Port 4
(dBm/RBW)	(dBm/RBW)	(dBm/RBW)	(dBm/RBW)	(dBm/RBW)	(dBm/RBW)
0.93	0.93	-0.49	-3.82	-5.27	-4.90

802.11ax HEW40-BF_Nss1,(MCS0)_4TX PSD

2437MHz

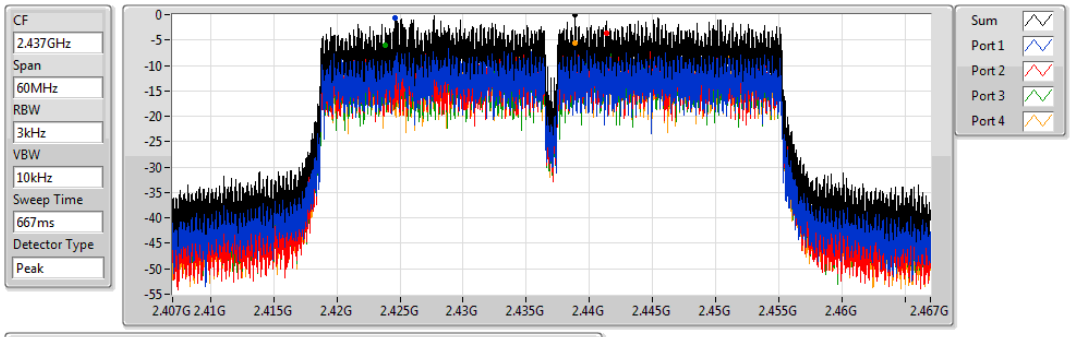

Sum	PD	Port 1	Port 2	Port 3	Port 4
(dBm/RBW)	(dBm/RBW)	(dBm/RBW)	(dBm/RBW)	(dBm/RBW)	(dBm/RBW)
-0.04	-0.04	-0.71	-3.57	-5.99	-5.48

802.11ax HEW40-BF_Nss1,(MCS0)_4TX PSD

2452MHz

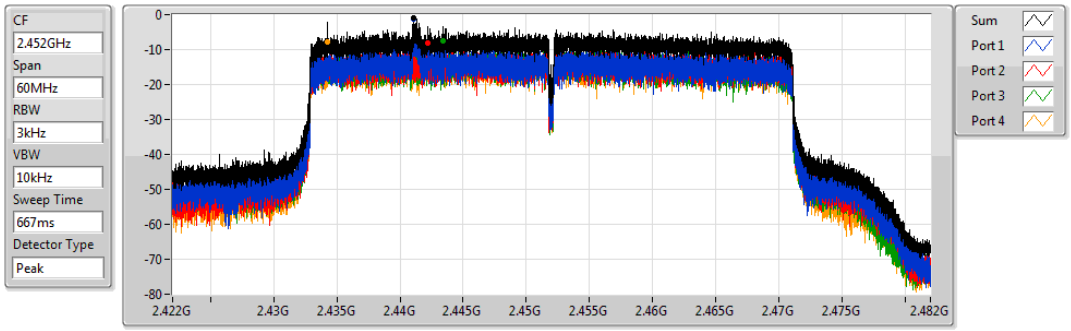

Sum	PD	Port 1	Port 2	Port 3	Port 4
(dBm/RBW)	(dBm/RBW)	(dBm/RBW)	(dBm/RBW)	(dBm/RBW)	(dBm/RBW)
-0.86	-0.86	-1.30	-8.00	-7.54	-7.78

2 Stream 4 TX for TxBF mode:

Summary

Mode	PD (dBm/RBW)
2.4-2.4835GHz	-
VHT20-BF_Nss1,(MCS0)_4TX	2.93
VHT40-BF_Nss1,(MCS0)_4TX	0.38
802.11ax HEW20-BF_Nss2,(MCS0)_4TX	2.79
802.11ax HEW40-BF_Nss2,(MCS0)_4TX	0.63

RBW=3 kHz.

Result

Mode	Result	DG (dBi)	Port 1 (dBm/RBW)	Port 2 (dBm/RBW)	Port 3 (dBm/RBW)	Port 4 (dBm/RBW)	PD (dBm/RBW)	PD Limit (dBm/RBW)
VHT20-BF_Nss1,(MCS0)_4TX	-	-	-	-	-	-	-	-
2412MHz	Pass	2.60	-0.88	-2.07	-3.71	-1.34	2.93	8.00
2437MHz	Pass	2.60	0.06	-2.18	-2.53	-2.74	2.38	8.00
2462MHz	Pass	2.60	1.05	-1.97	-3.57	-2.55	2.19	8.00
VHT40-BF_Nss1,(MCS0)_4TX	-	-	-	-	-	-	-	-
2422MHz	Pass	2.60	-0.45	-3.24	-5.80	-3.84	0.38	8.00
2437MHz	Pass	2.60	-2.37	-4.23	-6.01	-4.75	-0.83	8.00
2452MHz	Pass	2.60	-4.45	-6.05	-7.14	-7.20	-2.04	8.00
802.11ax HEW20-BF_Nss2,(MCS0)_4TX	-	-	-	-	-	-	-	-
2412MHz	Pass	2.60	0.15	-2.67	-2.69	-2.60	1.40	8.00
2437MHz	Pass	2.60	1.98	-3.65	-2.84	-4.07	2.79	8.00
2462MHz	Pass	2.60	-1.05	-1.81	-4.10	-3.86	0.82	8.00
802.11ax HEW40-BF_Nss2,(MCS0)_4TX	-	-	-	-	-	-	-	-
2422MHz	Pass	2.60	-0.23	-4.31	-5.42	-5.21	0.38	8.00
2437MHz	Pass	2.60	-0.76	-3.69	-6.32	-4.70	0.63	8.00
2452MHz	Pass	2.60	-1.74	-5.68	-8.74	-6.17	-1.29	8.00

DG = Directional Gain; RBW=3 kHz;
PD = trace bin-by-bin of each transmits port summing can be performed maximum power density; **Port X** = Port X power density;

VHT20-BF_Nss2,(MCS0)_4TX PSD

2412MHz

23/07/2019

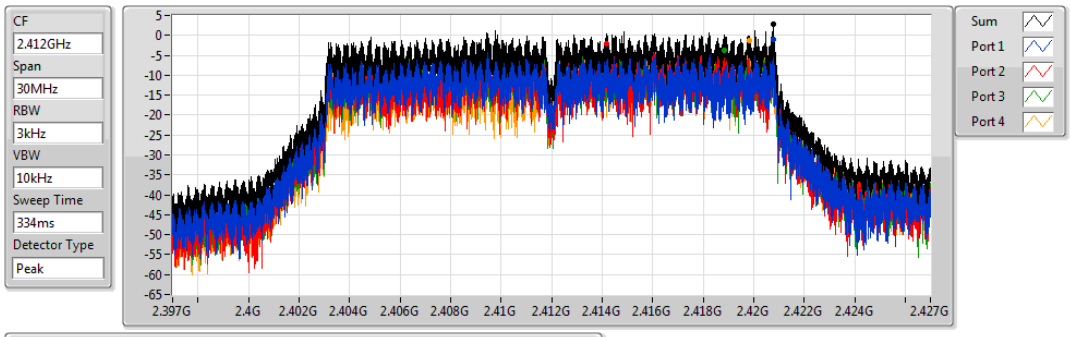

Sum	PD	Port 1	Port 2	Port 3	Port 4
(dBm/RBW)	(dBm/RBW)	(dBm/RBW)	(dBm/RBW)	(dBm/RBW)	(dBm/RBW)
2.93	2.93	-0.88	-2.07	-3.71	-1.34

VHT20-BF_Nss1,(MCS0)_4TX PSD

2437MHz

25/07/2019

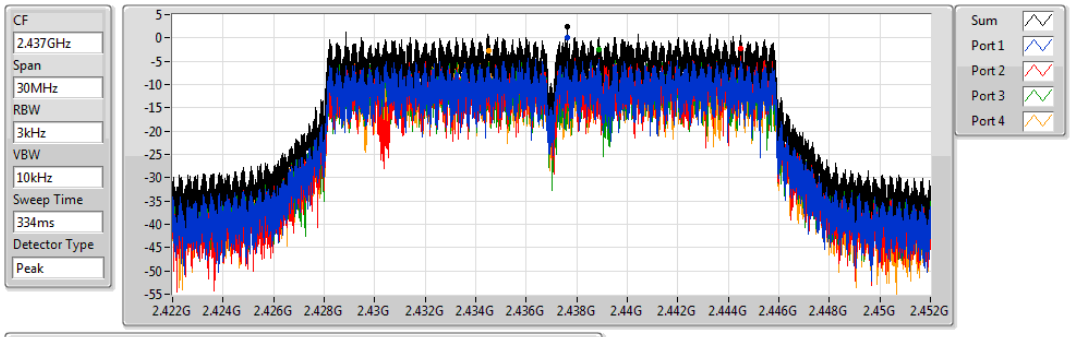

Sum	PD	Port 1	Port 2	Port 3	Port 4
(dBm/RBW)	(dBm/RBW)	(dBm/RBW)	(dBm/RBW)	(dBm/RBW)	(dBm/RBW)
2.38	2.38	0.06	-2.18	-2.53	-2.74

VHT20-BF_Nss2,(MCS0)_4TX PSD

2462MHz

23/07/2019

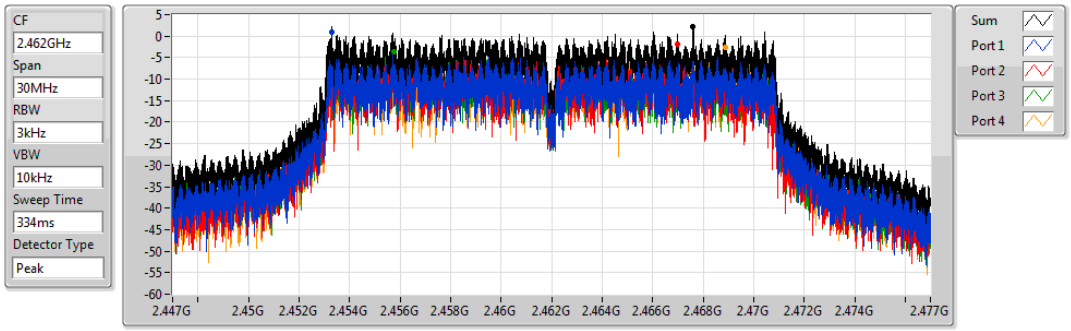

Sum	PD	Port 1	Port 2	Port 3	Port 4
(dBm/RBW)	(dBm/RBW)	(dBm/RBW)	(dBm/RBW)	(dBm/RBW)	(dBm/RBW)
2.19	2.19	1.05	-1.97	-3.57	-2.55

VHT40-BF_Nss2,(MCS0)_4TX PSD

2422MHz

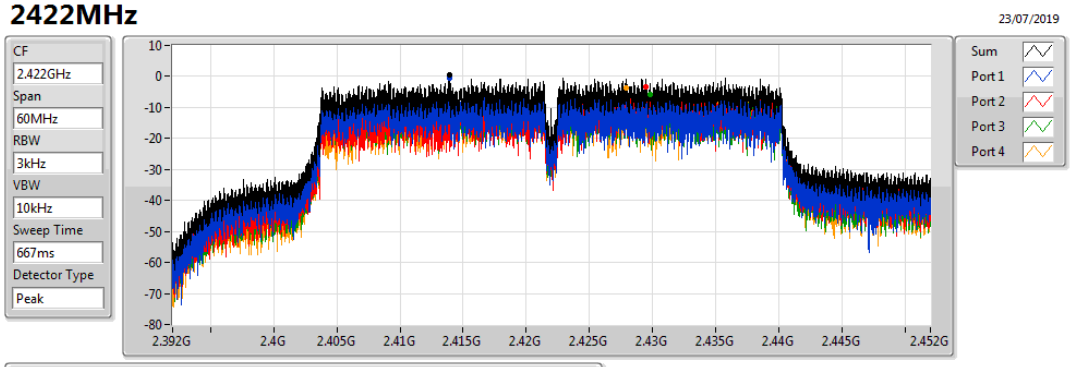

Sum	PD	Port 1	Port 2	Port 3	Port 4
(dBm/RBW)	(dBm/RBW)	(dBm/RBW)	(dBm/RBW)	(dBm/RBW)	(dBm/RBW)
0.38	0.38	-0.45	-3.24	-5.80	-3.84

VHT40-BF_Nss2,(MCS0)_4TX PSD

2437MHz

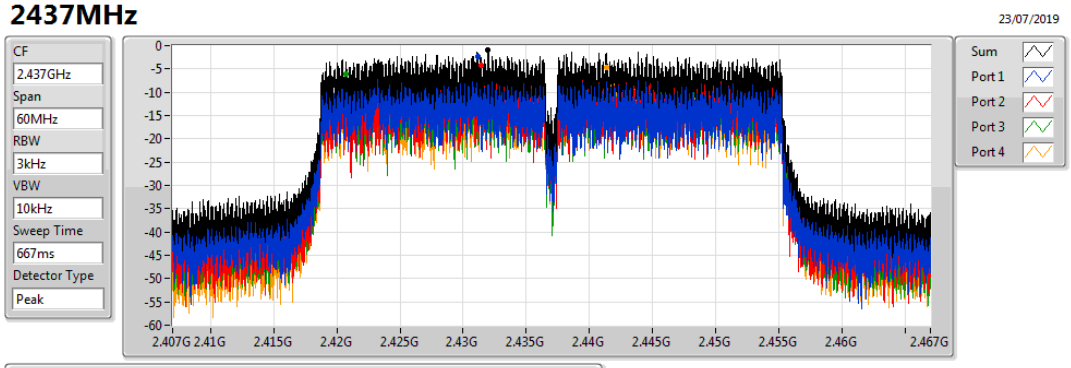

Sum	PD	Port 1	Port 2	Port 3	Port 4
(dBm/RBW)	(dBm/RBW)	(dBm/RBW)	(dBm/RBW)	(dBm/RBW)	(dBm/RBW)
-0.83	-0.83	-2.37	-4.23	-6.01	-4.75

VHT40-BF_Nss2,(MCS0)_4TX PSD

2452MHz

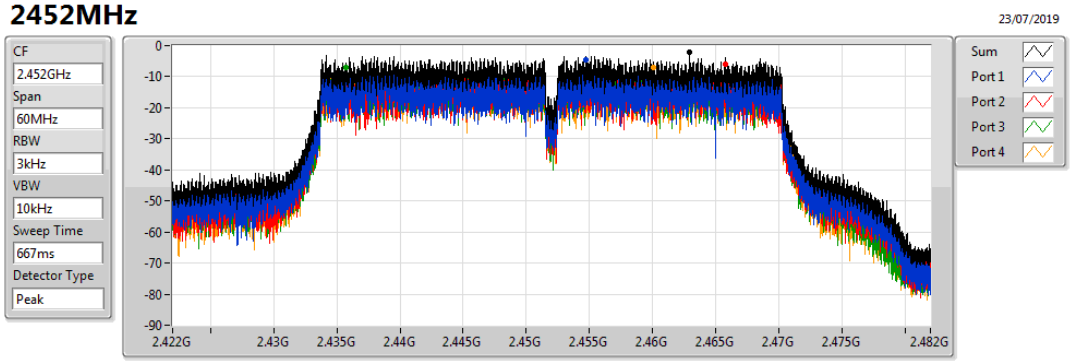

Sum	PD	Port 1	Port 2	Port 3	Port 4
(dBm/RBW)	(dBm/RBW)	(dBm/RBW)	(dBm/RBW)	(dBm/RBW)	(dBm/RBW)
-2.04	-2.04	-4.45	-6.05	-7.14	-7.20

802.11ax HEW20-BF_Nss2,(MCS0)_4TX PSD

2412MHz

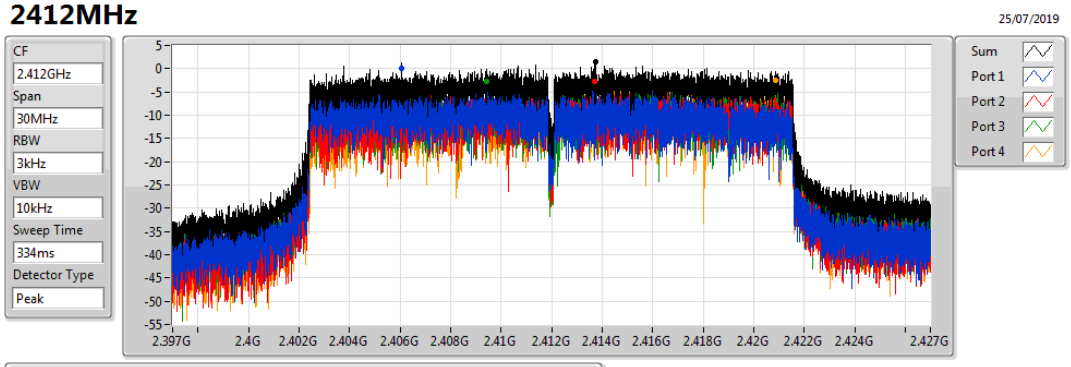

Sum	PD	Port 1	Port 2	Port 3	Port 4
(dBm/RBW)	(dBm/RBW)	(dBm/RBW)	(dBm/RBW)	(dBm/RBW)	(dBm/RBW)
1.40	1.40	0.15	-2.67	-2.69	-2.60

802.11ax HEW20-BF_Nss2,(MCS0)_4TX PSD

2437MHz

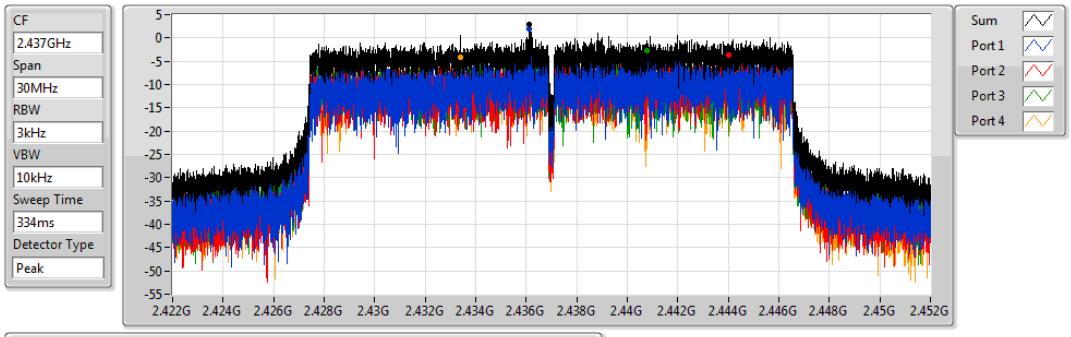

Sum	PD	Port 1	Port 2	Port 3	Port 4
(dBm/RBW)	(dBm/RBW)	(dBm/RBW)	(dBm/RBW)	(dBm/RBW)	(dBm/RBW)
2.79	2.79	1.98	-3.65	-2.84	-4.07

802.11ax HEW20-BF_Nss2,(MCS0)_4TX PSD

2462MHz

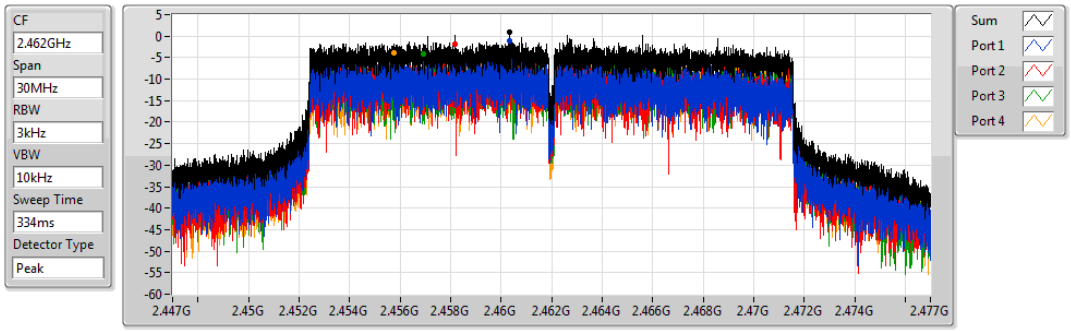

Sum	PD	Port 1	Port 2	Port 3	Port 4
(dBm/RBW)	(dBm/RBW)	(dBm/RBW)	(dBm/RBW)	(dBm/RBW)	(dBm/RBW)
0.82	0.82	-1.05	-1.81	-4.10	-3.86

802.11ax HEW40-BF_Nss2,(MCS0)_4TX PSD

2422MHz

25/07/2019

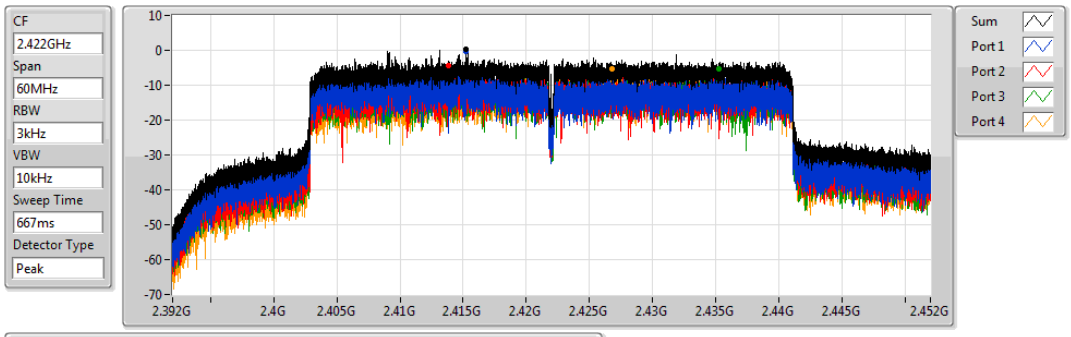

Sum	PD	Port 1	Port 2	Port 3	Port 4
(dBm/RBW)	(dBm/RBW)	(dBm/RBW)	(dBm/RBW)	(dBm/RBW)	(dBm/RBW)
0.38	0.38	-0.23	-4.31	-5.42	-5.21

802.11ax HEW40-BF_Nss2,(MCS0)_4TX PSD

2437MHz

23/07/2019

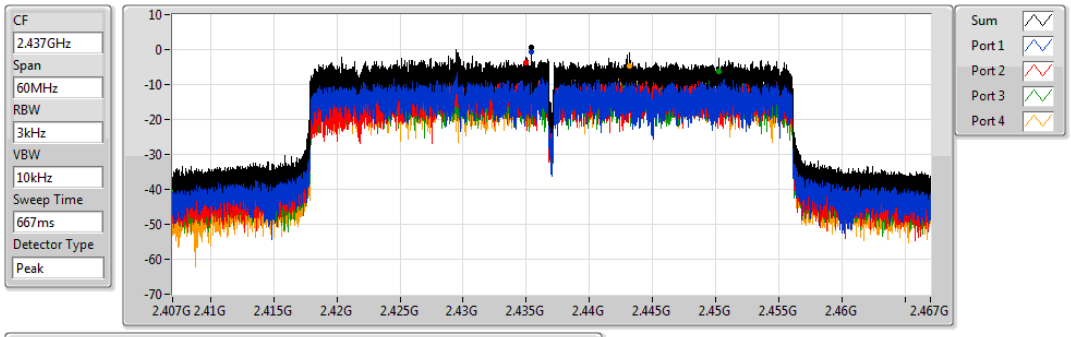

Sum	PD	Port 1	Port 2	Port 3	Port 4
(dBm/RBW)	(dBm/RBW)	(dBm/RBW)	(dBm/RBW)	(dBm/RBW)	(dBm/RBW)
0.63	0.63	-0.76	-3.69	-6.32	-4.70

802.11ax HEW40-BF_Nss2,(MCS0)_4TX PSD

2452MHz

23/07/2019

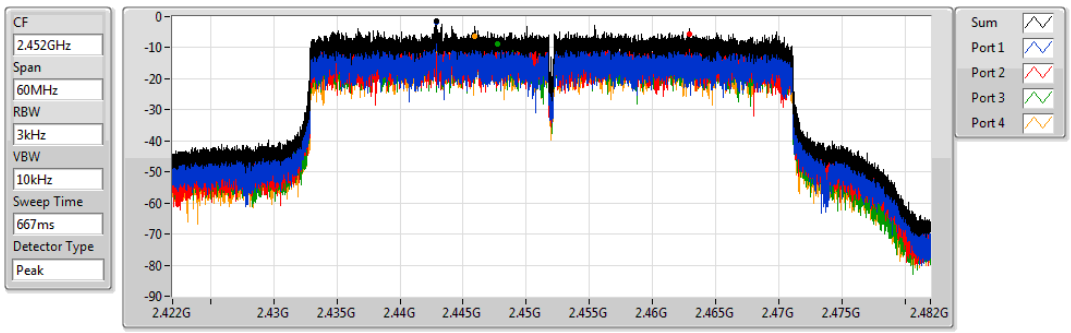

Sum	PD	Port 1	Port 2	Port 3	Port 4
(dBm/RBW)	(dBm/RBW)	(dBm/RBW)	(dBm/RBW)	(dBm/RBW)	(dBm/RBW)
-1.29	-1.29	-1.74	-5.68	-8.74	-6.17

For non-beamforming mode:
4 Stream 4 TX for SDM mode & 1 Stream 4 TX for CDD mode:
Summary

Mode	Result	Ref (Hz)	Ref (dBm)	Limit (dBm)	Freq (Hz)	Level (dBm)	Freq (Hz)	Level (dBm)	Freq (Hz)	Level (dBm)	Freq (Hz)	Level (dBm)	Port
2.4-2.4835GHz	-	-	-	-	-	-	-	-	-	-	-	-	-
802.11b_Nss1,(1Mbps)_4TX	Pass	2.41148G	15.96	-14.04	859.19M	-53.79	2.399G	-37.28	2.49834G	-52.53	7.23514G	-42.62	3
VHT20_Nss4,(MCS0)_4TX	Pass	2.442G	11.67	-18.33	234.75M	-53.69	2.39986G	-22.20	2.48524G	-52.01	24.96348G	-45.52	1
VHT40_Nss4,(MCS0)_4TX	Pass	2.44196G	7.39	-22.61	779.12M	-53.13	2.39636G	-25.49	2.50894G	-53.20	15.03258G	-44.88	1
802.11ax HEW20_Nss4,(MCS0)_4TX	Pass	2.4395G	11.49	-18.51	642.79M	-54.55	2.39972G	-19.20	2.50238G	-52.00	16.25102G	-45.62	3
802.11ax HEW40_Nss4,(MCS0)_4TX	Pass	2.442G	7.50	-22.50	1.63271G	-53.72	2.39976G	-24.03	2.54846G	-52.68	16.2694G	-45.94	1

Result

Mode	Result	Ref (Hz)	Ref (dBm)	Limit (dBm)	Freq (Hz)	Level (dBm)	Freq (Hz)	Level (dBm)	Freq (Hz)	Level (dBm)	Freq (Hz)	Level (dBm)	Port
802.11b_Nss1,(1Mbps)_4TX	-	-	-	-	-	-	-	-	-	-	-	-	-
2412MHz	Pass	2.41148G	15.96	-14.04	843.46M	-53.80	2.399G	-39.50	2.50518G	-52.88	7.23795G	-44.58	1
2412MHz	Pass	2.41148G	15.96	-14.04	819.29M	-52.83	2.399G	-42.95	2.52338G	-52.28	7.23514G	-44.95	2
2412MHz	Pass	2.41148G	15.96	-14.04	859.19M	-53.79	2.399G	-37.28	2.49834G	-52.53	7.23514G	-42.62	3
2412MHz	Pass	2.41148G	15.96	-14.04	1.6278G	-53.76	2.39898G	-42.96	2.51612G	-52.83	7.23514G	-44.15	4
2437MHz	Pass	2.41148G	15.96	-14.04	382.41M	-53.71	2.3974G	-50.82	2.51584G	-52.42	17.34956G	-45.93	1
2437MHz	Pass	2.41148G	15.96	-14.04	913.94M	-52.96	2.39876G	-50.70	2.49816G	-52.61	15.03729G	-45.59	2
2437MHz	Pass	2.41148G	15.96	-14.04	232.42M	-53.09	2.39898G	-49.27	2.52314G	-52.58	15.05696G	-45.75	3
2437MHz	Pass	2.41148G	15.96	-14.04	442.12M	-53.66	2.39868G	-50.42	2.51202G	-53.06	15.01201G	-45.37	4
2462MHz	Pass	2.41148G	15.96	-14.04	2.1005G	-54.17	2.39988G	-51.99	2.48922G	-52.76	24.81457G	-44.33	1
2462MHz	Pass	2.41148G	15.96	-14.04	733.37M	-53.52	2.39774G	-51.42	2.5138G	-52.70	23.43788G	-45.43	2
2462MHz	Pass	2.41148G	15.96	-14.04	1.82614G	-53.40	2.3998G	-50.73	2.48714G	-52.98	17.68671G	-45.51	3
2462MHz	Pass	2.41148G	15.96	-14.04	551.63M	-53.93	2.39884G	-50.74	2.5208G	-53.09	17.6839G	-45.26	4
VHT20_Nss4,(MCS0)_4TX	-	-	-	-	-	-	-	-	-	-	-	-	-
2412MHz	Pass	2.442G	11.67	-18.33	234.75M	-53.69	2.39986G	-22.20	2.48524G	-52.01	24.96348G	-45.52	1
2412MHz	Pass	2.442G	11.67	-18.33	1.99477G	-53.65	2.39978G	-24.46	2.52214G	-52.83	24.86795G	-44.87	2
2412MHz	Pass	2.442G	11.67	-18.33	2.08244G	-53.06	2.39972G	-24.41	2.51818G	-52.84	15.09067G	-45.40	3
2412MHz	Pass	2.442G	11.67	-18.33	2.11535G	-53.72	2.39978G	-25.49	2.50472G	-52.08	24.45494G	-45.76	4
2437MHz	Pass	2.442G	11.67	-18.33	1.99244G	-53.15	2.39948G	-41.33	2.511G	-52.41	16.6865G	-45.57	1
2437MHz	Pass	2.442G	11.67	-18.33	1.97206G	-53.35	2.39952G	-42.83	2.50602G	-52.90	16.90565G	-44.73	2
2437MHz	Pass	2.442G	11.67	-18.33	759.87M	-53.65	2.3979G	-41.02	2.51014G	-53.23	24.51676G	-45.20	3
2437MHz	Pass	2.442G	11.67	-18.33	1.79847G	-53.29	2.39946G	-41.13	2.4958G	-52.56	17.68671G	-44.95	4
2462MHz	Pass	2.442G	11.67	-18.33	1.65954G	-53.61	2.39976G	-51.70	2.48358G	-47.94	15.05696G	-45.28	1
2462MHz	Pass	2.442G	11.67	-18.33	918.31M	-53.29	2.3995G	-50.71	2.4839G	-48.53	23.49126G	-44.74	2
2462MHz	Pass	2.442G	11.67	-18.33	380.37M	-53.81	2.39964G	-50.21	2.48382G	-47.28	24.87919G	-45.69	3
2462MHz	Pass	2.442G	11.67	-18.33	823.07M	-54.06	2.3973G	-52.12	2.4838G	-48.34	14.99515G	-45.67	4
VHT40_Nss4,(MCS0)_4TX	-	-	-	-	-	-	-	-	-	-	-	-	-
2422MHz	Pass	2.44196G	7.39	-22.61	779.12M	-53.13	2.39636G	-25.49	2.50894G	-53.20	15.03258G	-44.88	1
2422MHz	Pass	2.44196G	7.39	-22.61	2.12907G	-53.75	2.39636G	-27.58	2.52914G	-52.85	24.82051G	-44.00	2
2422MHz	Pass	2.44196G	7.39	-22.61	1.97278G	-53.55	2.39912G	-29.62	2.49382G	-53.08	15.0438G	-45.44	3
2422MHz	Pass	2.44196G	7.39	-22.61	2.08699G	-53.85	2.39968G	-29.65	2.52606G	-52.96	17.69411G	-45.36	4
2437MHz	Pass	2.44196G	7.39	-22.61	814.9M	-53.32	2.39944G	-26.93	2.4857G	-52.72	24.42506G	-45.81	1
2437MHz	Pass	2.44196G	7.39	-22.61	2.15483G	-53.13	2.39952G	-27.90	2.52118G	-52.79	15.32987G	-45.73	2
2437MHz	Pass	2.44196G	7.39	-22.61	367.49M	-54.32	2.39944G	-28.75	2.4847G	-52.75	24.85416G	-45.70	3
2437MHz	Pass	2.44196G	7.39	-22.61	895.91M	-52.86	2.39944G	-30.79	2.4853G	-53.45	24.9411G	-45.17	4
2452MHz	Pass	2.44196G	7.39	-22.61	370.07M	-53.13	2.39824G	-41.89	2.48502G	-47.74	16.35353G	-45.73	1
2452MHz	Pass	2.44196G	7.39	-22.61	900.2M	-52.14	2.3992G	-41.61	2.48502G	-47.52	17.69692G	-45.47	2
2452MHz	Pass	2.44196G	7.39	-22.61	1.89778G	-53.75	2.39924G	-43.43	2.48506G	-47.42	24.9411G	-45.16	3
2452MHz	Pass	2.44196G	7.39	-22.61	1.95618G	-52.81	2.39884G	-44.95	2.48502G	-50.45	23.48273G	-45.44	4
802.11ax HEW20_Nss4,(MCS0)_4TX	-	-	-	-	-	-	-	-	-	-	-	-	-
2412MHz	Pass	2.4395G	11.49	-18.51	1.84536G	-53.76	2.39968G	-19.48	2.49226G	-52.68	24.80614G	-44.97	1
2412MHz	Pass	2.4395G	11.49	-18.51	749.68M	-52.85	2.3997G	-19.70	2.50826G	-52.80	24.95786G	-45.57	2
2412MHz	Pass	2.4395G	11.49	-18.51	642.79M	-54.55	2.39972G	-19.20	2.50238G	-52.00	16.25102G	-45.62	3
2412MHz	Pass	2.4395G	11.49	-18.51	523.38M	-54.05	2.39944G	-19.98	2.48436G	-52.90	15.04853G	-45.65	4
2437MHz	Pass	2.4395G	11.49	-18.51	2.01982G	-53.55	2.39826G	-40.30	2.49314G	-53.16	15.23115G	-44.00	1
2437MHz	Pass	2.4395G	11.49	-18.51	806.47M	-54.04	2.39954G	-41.52	2.49842G	-52.71	17.68952G	-45.52	2
2437MHz	Pass	2.4395G	11.49	-18.51	688.81M	-53.08	2.39902G	-40.38	2.4934G	-52.55	17.69795G	-45.74	3
2437MHz	Pass	2.4395G	11.49	-18.51	934.33M	-53.71	2.39956G	-40.65	2.51338G	-51.12	24.89324G	-45.78	4

Mode	Result	Ref (Hz)	Ref (dBm)	Limit (dBm)	Freq (Hz)	Level (dBm)	Freq (Hz)	Level (dBm)	Freq (Hz)	Level (dBm)	Freq (Hz)	Level (dBm)	Port
2462MHz	Pass	2.4395G	11.49	-18.51	2.02594G	-53.69	2.39974G	-51.04	2.48362G	-46.81	15.28453G	-45.22	1
2462MHz	Pass	2.4395G	11.49	-18.51	2.02798G	-53.17	2.39922G	-50.45	2.48574G	-48.25	24.89886G	-45.89	2
2462MHz	Pass	2.4395G	11.49	-18.51	946.27M	-53.23	2.39762G	-50.77	2.4844G	-45.62	24.2948G	-45.58	3
2462MHz	Pass	2.4395G	11.49	-18.51	1.9141G	-54.05	2.39746G	-50.79	2.48428G	-48.42	16.61627G	-45.66	4
802.11ax HEW40_Nss4,(MCS0)_4TX	-	-	-	-	-	-	-	-	-	-	-	-	-
2422MHz	Pass	2.442G	7.50	-22.50	1.63271G	-53.72	2.39976G	-24.03	2.54846G	-52.68	16.2694G	-45.94	1
2422MHz	Pass	2.442G	7.50	-22.50	943.42M	-53.49	2.39916G	-26.26	2.54506G	-53.61	16.88079G	-46.05	2
2422MHz	Pass	2.442G	7.50	-22.50	945.43M	-53.65	2.39912G	-26.98	2.49814G	-52.38	15.02137G	-45.74	3
2422MHz	Pass	2.442G	7.50	-22.50	2.11877G	-52.89	2.39956G	-30.03	2.5047G	-53.30	15.06344G	-45.62	4
2437MHz	Pass	2.442G	7.50	-22.50	855.26M	-52.93	2.39968G	-28.70	2.48974G	-51.79	24.52322G	-45.91	1
2437MHz	Pass	2.442G	7.50	-22.50	2.1305G	-53.78	2.39848G	-29.21	2.48634G	-52.08	14.99613G	-45.88	2
2437MHz	Pass	2.442G	7.50	-22.50	2.08585G	-53.82	2.39996G	-32.27	2.48794G	-52.84	23.39299G	-45.91	3
2437MHz	Pass	2.442G	7.50	-22.50	922.24M	-53.95	2.39952G	-34.36	2.51878G	-52.93	15.34389G	-45.46	4
2452MHz	Pass	2.442G	7.50	-22.50	956.31M	-53.47	2.39972G	-38.43	2.48418G	-48.57	24.85416G	-45.59	1
2452MHz	Pass	2.442G	7.50	-22.50	912.51M	-53.34	2.3998G	-40.42	2.48622G	-48.97	23.32848G	-44.96	2
2452MHz	Pass	2.442G	7.50	-22.50	837.23M	-52.76	2.39972G	-40.61	2.4857G	-49.68	15.03539G	-45.81	3
2452MHz	Pass	2.442G	7.50	-22.50	2.16314G	-53.56	2.39992G	-44.33	2.48434G	-51.60	16.97895G	-45.51	4

802.11b_Nss1,(1Mbps)_4TX **CSE NdB**

2412MHz

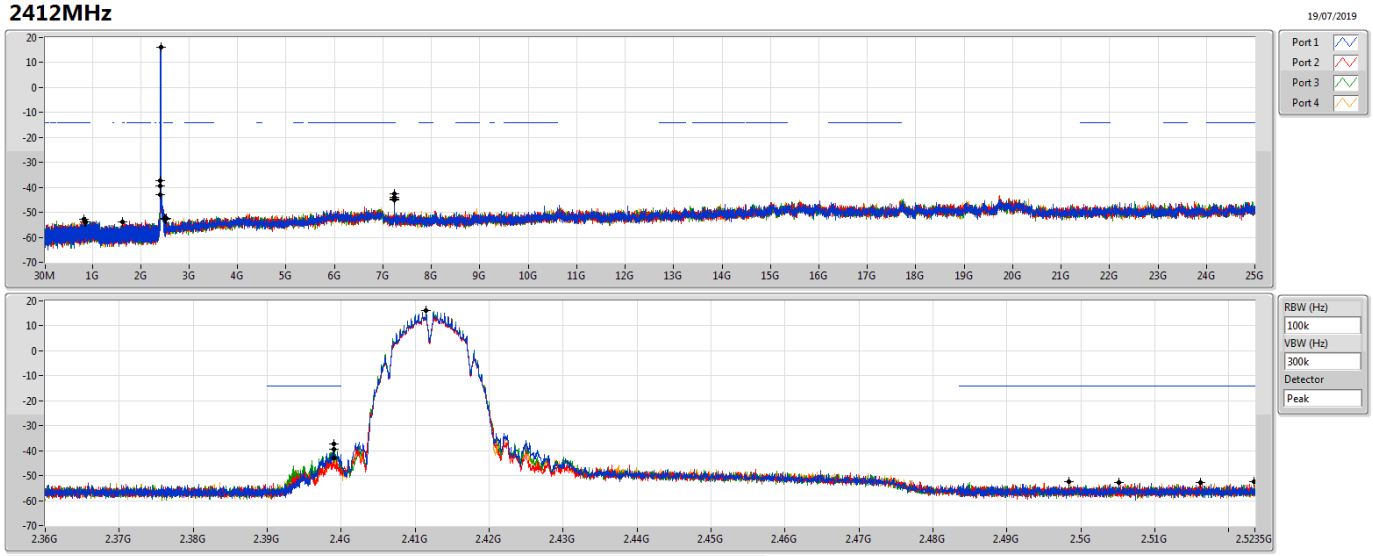

Ref(Hz)	Ref(dBm)	Limit(dBm)	Freq(Hz)	Level(dBm)	Freq(Hz)	Level(dBm)	Freq(Hz)	Level(dBm)	Freq(Hz)	Level(dBm)	Port
2.41148G	15.96	-14.04	843.46M	-53.80	2.399G	-39.50	2.50518G	-52.88	7.23795G	-44.58	1
2.41148G	15.96	-14.04	819.29M	-52.83	2.399G	-42.95	2.52338G	-52.28	7.23514G	-44.95	2
2.41148G	15.96	-14.04	859.19M	-53.79	2.399G	-37.28	2.49834G	-52.53	7.23514G	-42.62	3
2.41148G	15.96	-14.04	1.6278G	-53.76	2.39898G	-42.96	2.51612G	-52.83	7.23514G	-44.15	4

802.11b_Nss1,(1Mbps)_4TX **CSE NdB**

2437MHz

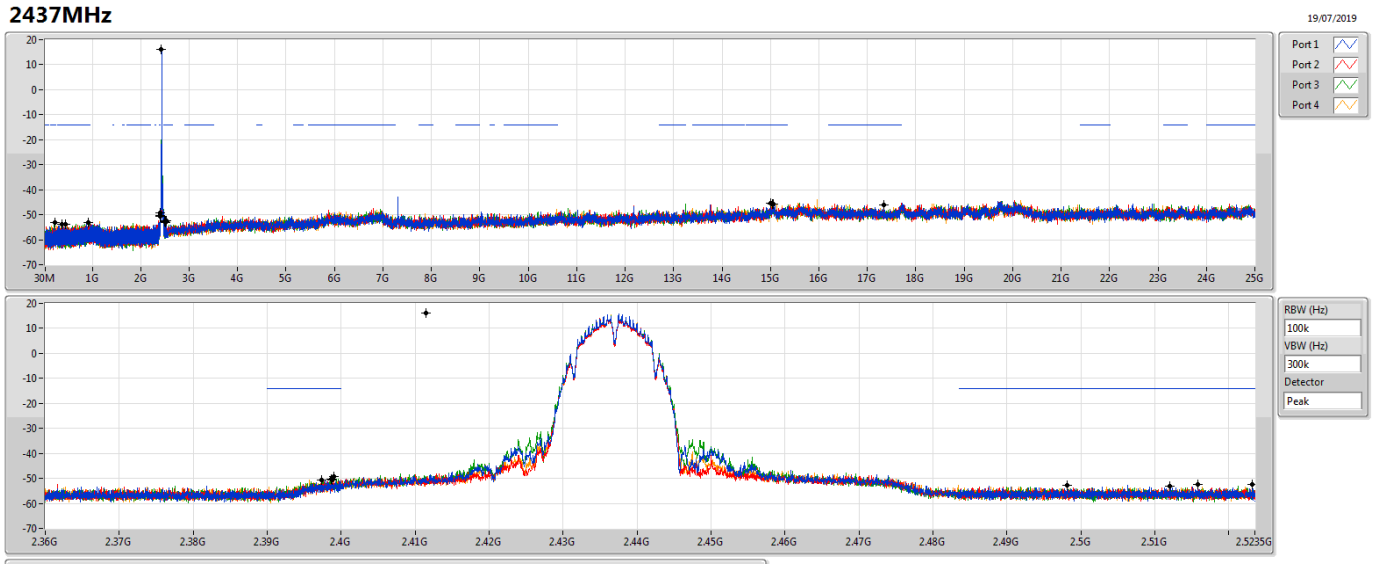

Ref(Hz)	Ref(dBm)	Limit(dBm)	Freq(Hz)	Level(dBm)	Freq(Hz)	Level(dBm)	Freq(Hz)	Level(dBm)	Freq(Hz)	Level(dBm)	Port
2.41148G	15.96	-14.04	382.41M	-53.71	2.3974G	-50.82	2.51584G	-52.42	17.34956G	-45.93	1
2.41148G	15.96	-14.04	913.94M	-52.96	2.39876G	-50.70	2.49816G	-52.61	15.03729G	-45.59	2
2.41148G	15.96	-14.04	232.42M	-53.09	2.39898G	-49.27	2.52314G	-52.58	15.05696G	-45.75	3
2.41148G	15.96	-14.04	442.12M	-53.66	2.39868G	-50.42	2.51202G	-53.06	15.01201G	-45.37	4

802.11b_Nss1,(1Mbps)_4TX **CSE NdB**

2462MHz

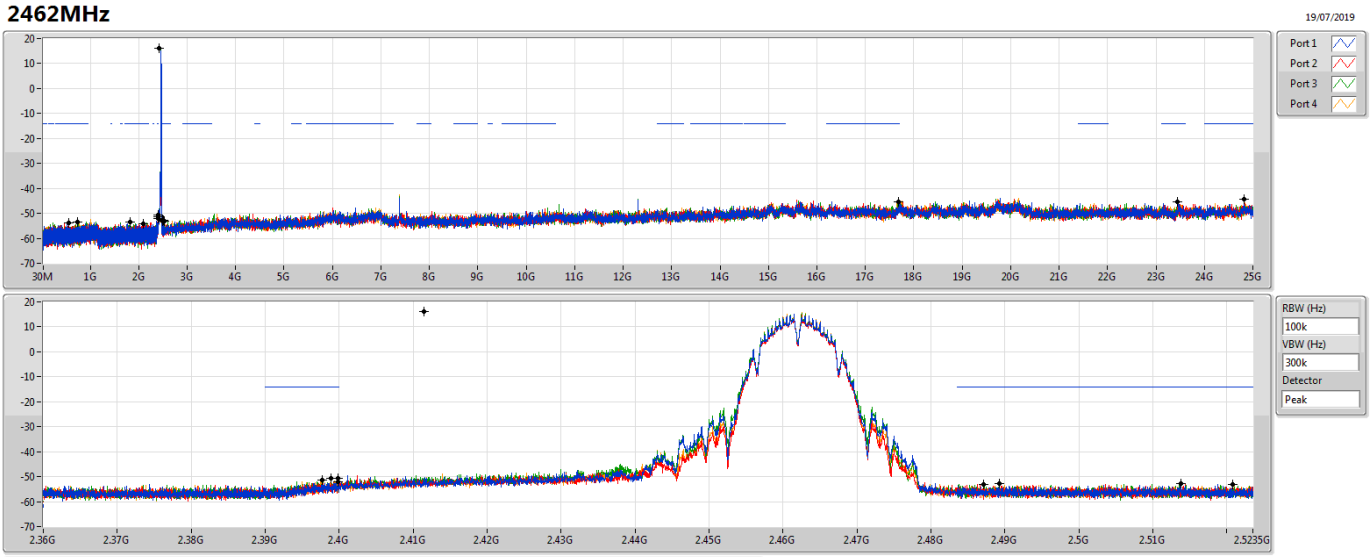

Ref(Hz)	Ref(dBm)	Limit(dBm)	Freq(Hz)	Level(dBm)	Freq(Hz)	Level(dBm)	Freq(Hz)	Level(dBm)	Freq(Hz)	Level(dBm)	Port
2.41148G	15.96	-14.04	2.1005G	-54.17	2.39988G	-51.99	2.48922G	-52.76	24.81457G	-44.33	1
2.41148G	15.96	-14.04	733.37M	-53.52	2.39774G	-51.42	2.5138G	-52.70	23.43788G	-45.43	2
2.41148G	15.96	-14.04	1.82614G	-53.40	2.3998G	-50.73	2.48714G	-52.98	17.68671G	-45.51	3
2.41148G	15.96	-14.04	551.63M	-53.93	2.39884G	-50.74	2.5208G	-53.09	17.6839G	-45.26	4

VHT20_Nss4,(MCS0)_4TX **CSE NdB**

2412MHz

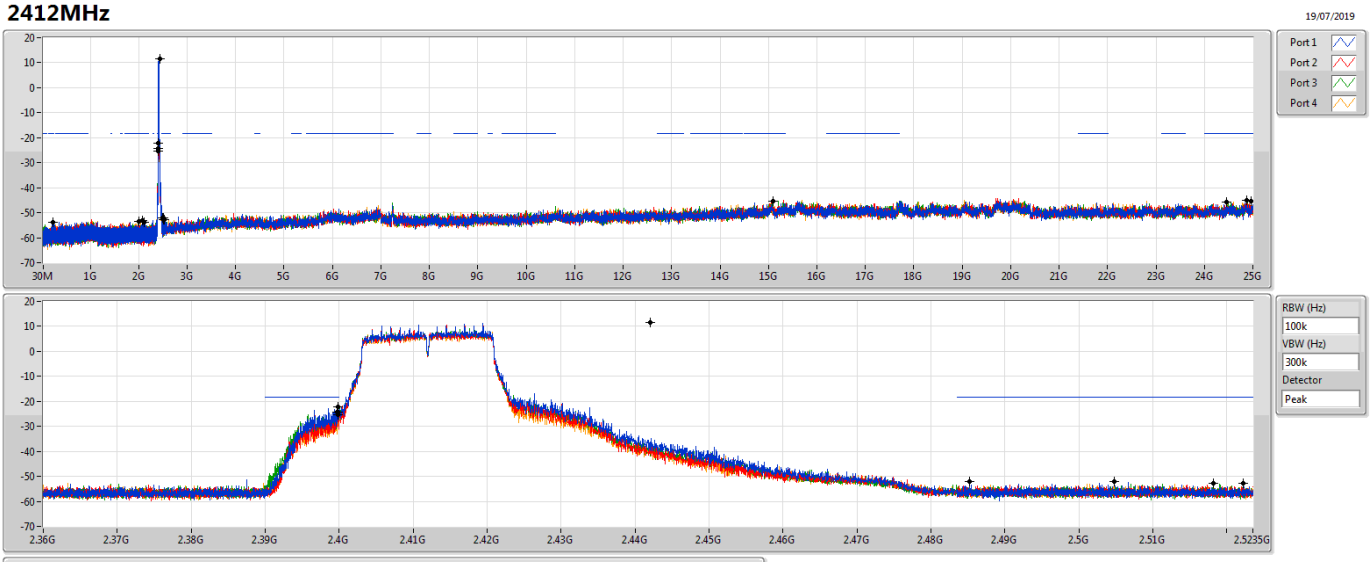

Ref(Hz)	Ref(dBm)	Limit(dBm)	Freq(Hz)	Level(dBm)	Freq(Hz)	Level(dBm)	Freq(Hz)	Level(dBm)	Freq(Hz)	Level(dBm)	Port
2.442G	11.67	-18.33	234.75M	-53.69	2.39986G	-22.20	2.48524G	-52.01	24.96348G	-45.52	1
2.442G	11.67	-18.33	1.99477G	-53.65	2.39978G	-24.46	2.52214G	-52.83	24.86795G	-44.87	2
2.442G	11.67	-18.33	2.08244G	-53.06	2.39972G	-24.41	2.51818G	-52.84	15.09067G	-45.40	3
2.442G	11.67	-18.33	2.11535G	-53.72	2.39978G	-25.49	2.50472G	-52.08	24.45494G	-45.76	4

VHT20_Nss4,(MCS0)_4TX **CSE NdB**

2437MHz

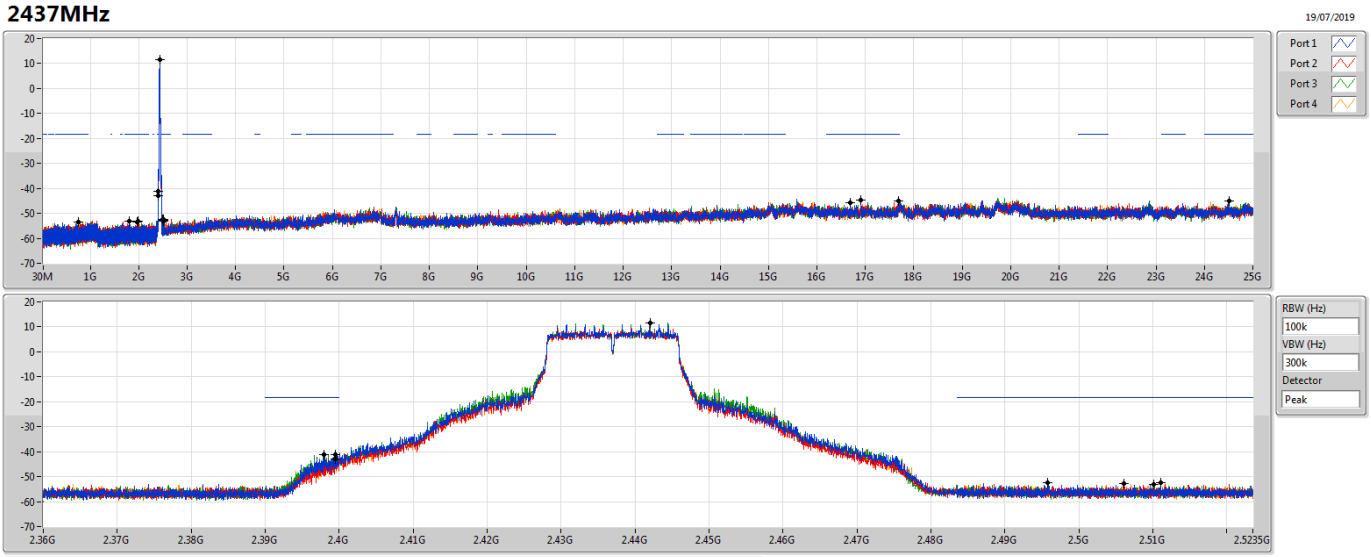

Ref(Hz)	Ref(dBm)	Limit(dBm)	Freq(Hz)	Level(dBm)	Freq(Hz)	Level(dBm)	Freq(Hz)	Level(dBm)	Freq(Hz)	Level(dBm)	Port
2.442G	11.67	-18.33	1.99244G	-53.15	2.39948G	-41.33	2.511G	-52.41	16.6865G	-45.57	1
2.442G	11.67	-18.33	1.97206G	-53.35	2.39952G	-42.83	2.50602G	-52.90	16.90565G	-44.73	2
2.442G	11.67	-18.33	759.87M	-53.65	2.3979G	-41.02	2.51014G	-53.23	24.51676G	-45.20	3
2.442G	11.67	-18.33	1.79847G	-53.29	2.39946G	-41.13	2.4958G	-52.56	17.68671G	-44.95	4

VHT20_Nss4,(MCS0)_4TX **CSE NdB**

2462MHz

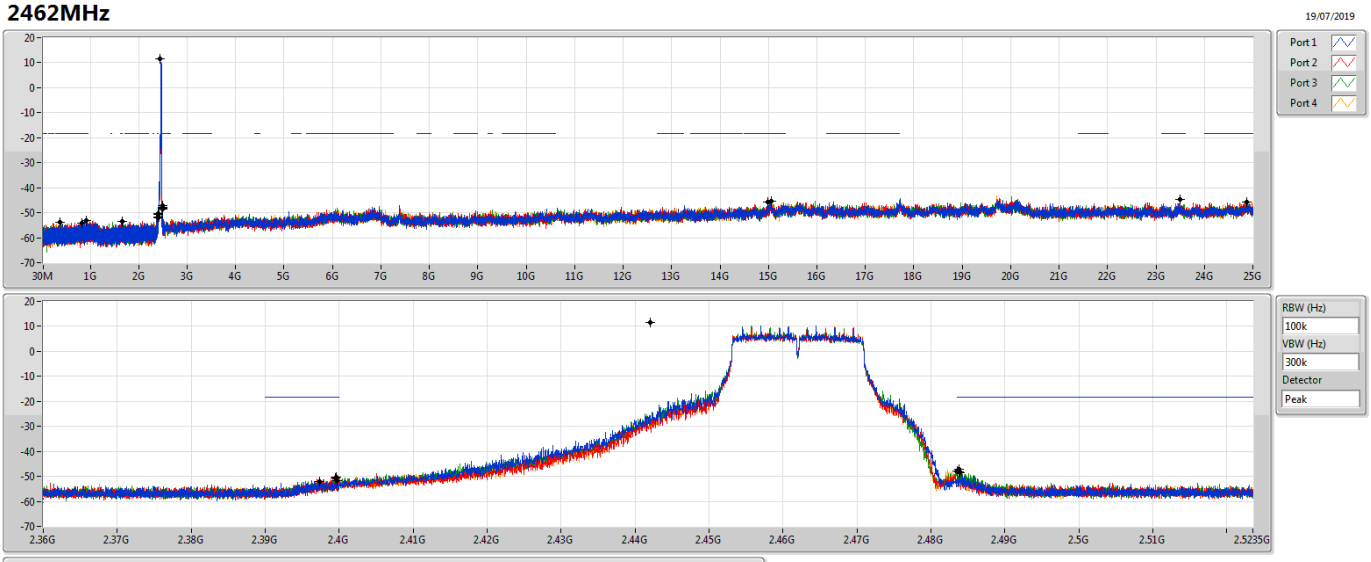

Ref(Hz)	Ref(dBm)	Limit(dBm)	Freq(Hz)	Level(dBm)	Freq(Hz)	Level(dBm)	Freq(Hz)	Level(dBm)	Freq(Hz)	Level(dBm)	Port
2.442G	11.67	-18.33	1.65954G	-53.61	2.39976G	-51.70	2.48358G	-47.94	15.05696G	-45.28	1
2.442G	11.67	-18.33	918.31M	-53.29	2.3995G	-50.71	2.4839G	-48.53	23.49126G	-44.74	2
2.442G	11.67	-18.33	380.37M	-53.81	2.39964G	-50.21	2.48382G	-47.28	24.87919G	-45.69	3
2.442G	11.67	-18.33	823.07M	-54.06	2.3973G	-52.12	2.4838G	-48.34	14.99515G	-45.67	4

VHT40_Nss4,(MCS0)_4TX **CSE NdB**

2422MHz

Ref(Hz)	Ref(dBm)	Limit(dBm)	Freq(Hz)	Level(dBm)	Freq(Hz)	Level(dBm)	Freq(Hz)	Level(dBm)	Freq(Hz)	Level(dBm)	Port
2.44196G	7.39	-22.61	779.12M	-53.13	2.39636G	-25.49	2.50894G	-53.20	15.03258G	-44.88	1
2.44196G	7.39	-22.61	2.12907G	-53.75	2.39636G	-27.58	2.52914G	-52.85	24.82051G	-44.00	2
2.44196G	7.39	-22.61	1.97278G	-53.55	2.39912G	-29.62	2.49382G	-53.08	15.0438G	-45.44	3
2.44196G	7.39	-22.61	2.08699G	-53.85	2.39968G	-29.65	2.52606G	-52.96	17.69411G	-45.36	4

VHT40_Nss4,(MCS0)_4TX **CSE NdB**

2437MHz

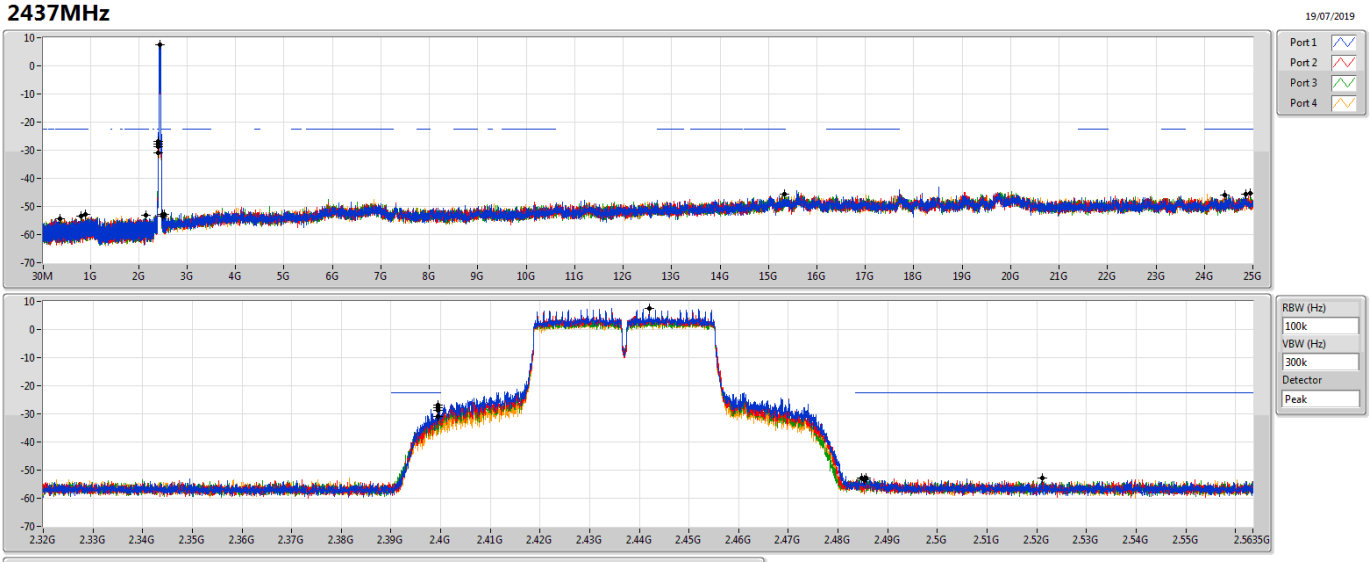

Ref(Hz)	Ref(dBm)	Limit(dBm)	Freq(Hz)	Level(dBm)	Freq(Hz)	Level(dBm)	Freq(Hz)	Level(dBm)	Freq(Hz)	Level(dBm)	Port
2.44196G	7.39	-22.61	814.9M	-53.32	2.39944G	-26.93	2.4857G	-52.72	24.42506G	-45.81	1
2.44196G	7.39	-22.61	2.15483G	-53.13	2.39952G	-27.90	2.52118G	-52.79	15.32987G	-45.73	2
2.44196G	7.39	-22.61	367.49M	-54.32	2.39944G	-28.75	2.4847G	-52.75	24.85416G	-45.70	3
2.44196G	7.39	-22.61	895.91M	-52.86	2.39944G	-30.79	2.4853G	-53.45	24.9411G	-45.17	4

VHT40_Nss4,(MCS0)_4TX **CSE NdB**

2452MHz

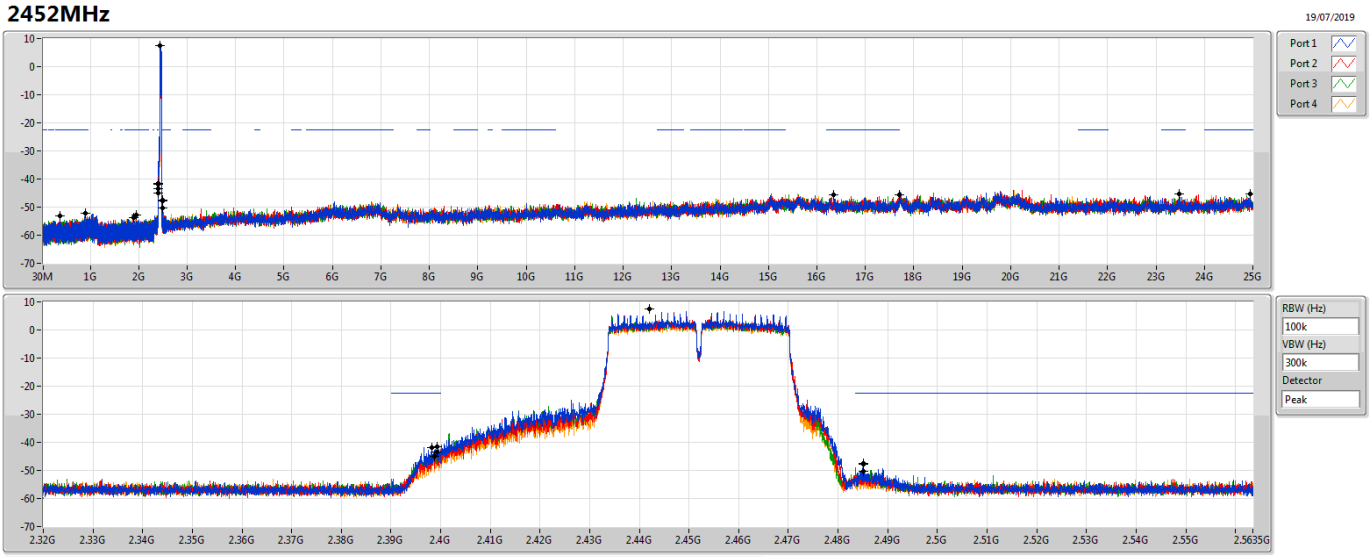

Ref(Hz)	Ref(dBm)	Limit(dBm)	Freq(Hz)	Level(dBm)	Freq(Hz)	Level(dBm)	Freq(Hz)	Level(dBm)	Freq(Hz)	Level(dBm)	Port
2.44196G	7.39	-22.61	370.07M	-53.13	2.39824G	-41.89	2.48502G	-47.74	16.35353G	-45.73	1
2.44196G	7.39	-22.61	900.2M	-52.14	2.3992G	-41.61	2.48502G	-47.52	17.69692G	-45.47	2
2.44196G	7.39	-22.61	1.89778G	-53.75	2.39924G	-43.43	2.48506G	-47.42	24.9411G	-45.16	3
2.44196G	7.39	-22.61	1.95618G	-52.81	2.39884G	-44.95	2.48502G	-50.45	23.48273G	-45.44	4

802.11ax HEW20_Nss4,(MCS0)_4TX **CSE NdB**

2412MHz

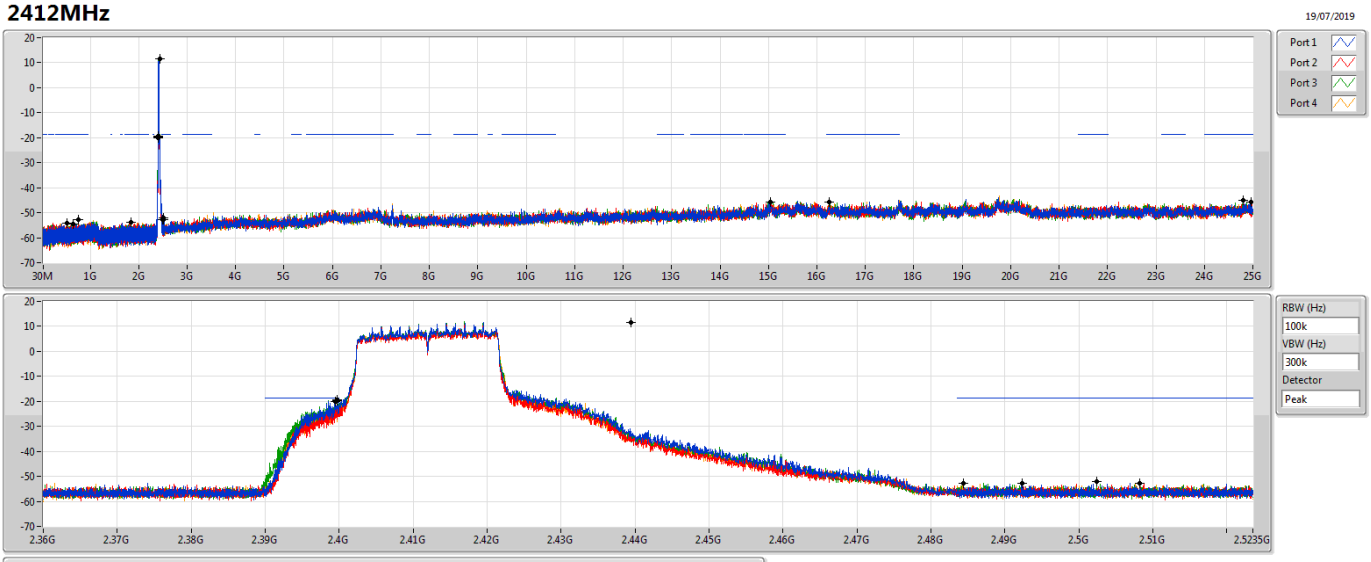

Ref(Hz)	Ref(dBm)	Limit(dBm)	Freq(Hz)	Level(dBm)	Freq(Hz)	Level(dBm)	Freq(Hz)	Level(dBm)	Freq(Hz)	Level(dBm)	Port
2.4395G	11.49	-18.51	1.84536G	-53.76	2.39968G	-19.48	2.49226G	-52.68	24.80614G	-44.97	1
2.4395G	11.49	-18.51	749.68M	-52.85	2.3997G	-19.70	2.50826G	-52.80	24.95786G	-45.57	2
2.4395G	11.49	-18.51	642.79M	-54.55	2.39972G	-19.20	2.50238G	-52.00	16.25102G	-45.62	3
2.4395G	11.49	-18.51	523.38M	-54.05	2.39944G	-19.98	2.48436G	-52.90	15.04853G	-45.65	4

802.11ax HEW20_Nss4,(MCS0)_4TX **CSE NdB**

2437MHz

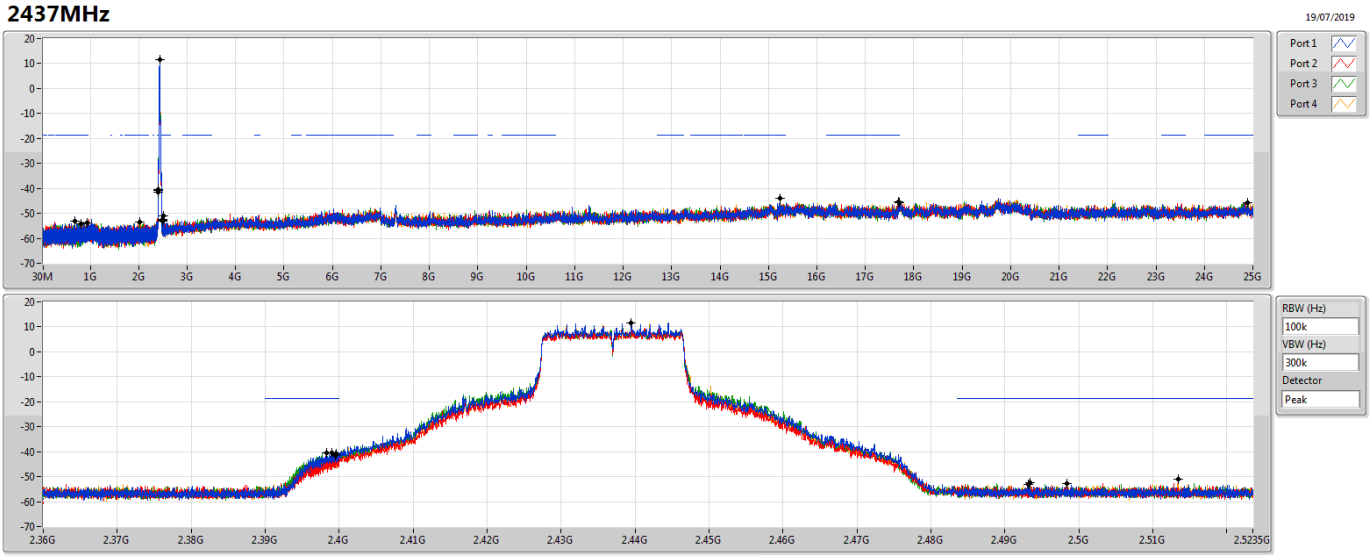

Ref(Hz)	Ref(dBm)	Limit(dBm)	Freq(Hz)	Level(dBm)	Freq(Hz)	Level(dBm)	Freq(Hz)	Level(dBm)	Freq(Hz)	Level(dBm)	Port
2.4395G	11.49	-18.51	2.01982G	-53.55	2.39826G	-40.30	2.49314G	-53.16	15.23115G	-44.00	1
2.4395G	11.49	-18.51	806.47M	-54.04	2.39954G	-41.52	2.49842G	-52.71	17.68952G	-45.52	2
2.4395G	11.49	-18.51	688.81M	-53.08	2.39902G	-40.38	2.4934G	-52.55	17.69795G	-45.74	3
2.4395G	11.49	-18.51	934.33M	-53.71	2.39956G	-40.65	2.51338G	-51.12	24.89324G	-45.78	4

802.11ax HEW20_Nss4,(MCS0)_4TX **CSE NdB**

2462MHz

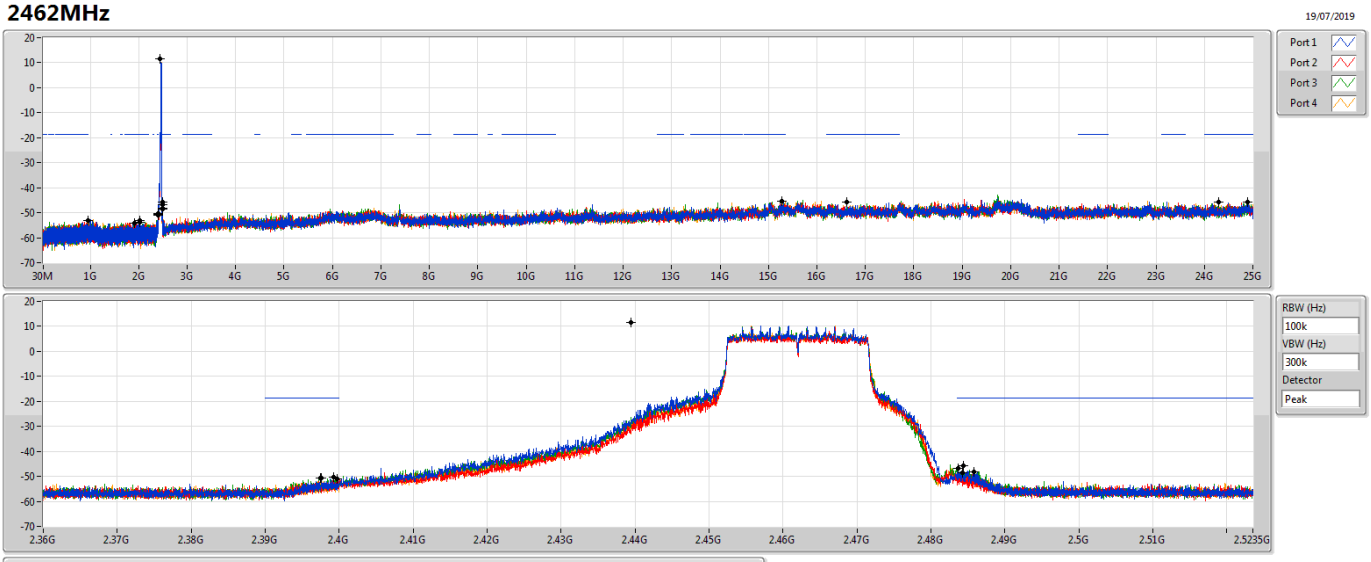

Ref(Hz)	Ref(dBm)	Limit(dBm)	Freq(Hz)	Level(dBm)	Freq(Hz)	Level(dBm)	Freq(Hz)	Level(dBm)	Freq(Hz)	Level(dBm)	Port
2.4395G	11.49	-18.51	2.02594G	-53.69	2.39974G	-51.04	2.48362G	-46.81	15.28453G	-45.22	1
2.4395G	11.49	-18.51	2.02798G	-53.17	2.39922G	-50.45	2.48574G	-48.25	24.89886G	-45.89	2
2.4395G	11.49	-18.51	946.27M	-53.23	2.39762G	-50.77	2.4844G	-45.62	24.2948G	-45.58	3
2.4395G	11.49	-18.51	1.9141G	-54.05	2.39746G	-50.79	2.48428G	-48.42	16.61627G	-45.66	4

802.11ax HEW40_Nss4,(MCS0)_4TX **CSE NdB**

2422MHz

Ref(Hz)	Ref(dBm)	Limit(dBm)	Freq(Hz)	Level(dBm)	Freq(Hz)	Level(dBm)	Freq(Hz)	Level(dBm)	Freq(Hz)	Level(dBm)	Port
2.442G	7.50	-22.50	1.63271G	-53.72	2.39976G	-24.03	2.54846G	-52.68	16.2694G	-45.94	1
2.442G	7.50	-22.50	943.42M	-53.49	2.39916G	-26.26	2.54506G	-53.61	16.88079G	-46.05	2
2.442G	7.50	-22.50	945.43M	-53.65	2.39912G	-26.98	2.49814G	-52.38	15.02137G	-45.74	3
2.442G	7.50	-22.50	2.11877G	-52.89	2.39956G	-30.03	2.5047G	-53.30	15.06344G	-45.62	4

802.11ax HEW40_Nss4,(MCS0)_4TX **CSE NdB**

2437MHz

Ref(Hz)	Ref(dBm)	Limit(dBm)	Freq(Hz)	Level(dBm)	Freq(Hz)	Level(dBm)	Freq(Hz)	Level(dBm)	Freq(Hz)	Level(dBm)	Port
2.442G	7.50	-22.50	855.26M	-52.93	2.39968G	-28.70	2.48974G	-51.79	24.52322G	-45.91	1
2.442G	7.50	-22.50	2.1305G	-53.78	2.39848G	-29.21	2.48634G	-52.08	14.99613G	-45.88	2
2.442G	7.50	-22.50	2.08585G	-53.82	2.39996G	-32.27	2.48794G	-52.84	23.39299G	-45.91	3
2.442G	7.50	-22.50	922.24M	-53.95	2.39952G	-34.36	2.51878G	-52.93	15.34389G	-45.46	4

802.11ax HEW40_Nss4,(MCS0)_4TX **CSE NdB**

2452MHz

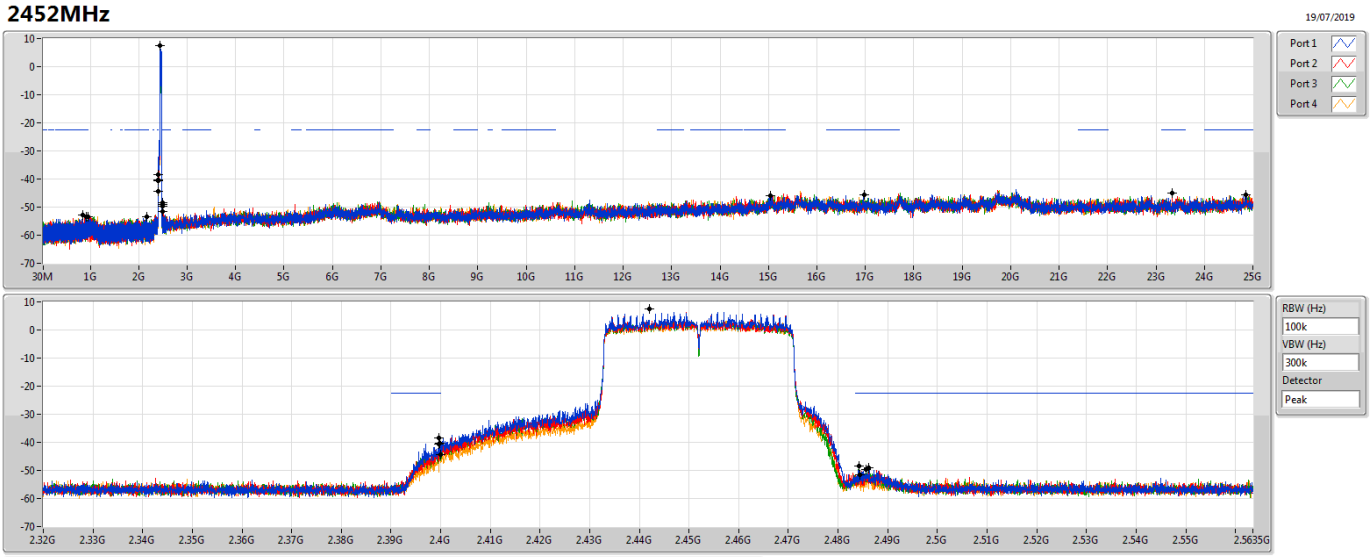

Ref(Hz)	Ref(dBm)	Limit(dBm)	Freq(Hz)	Level(dBm)	Freq(Hz)	Level(dBm)	Freq(Hz)	Level(dBm)	Freq(Hz)	Level(dBm)	Port
2.442G	7.50	-22.50	956.31M	-53.47	2.39972G	-38.43	2.48418G	-48.57	24.85416G	-45.59	1
2.442G	7.50	-22.50	912.51M	-53.34	2.3998G	-40.42	2.48622G	-48.97	23.32848G	-44.96	2
2.442G	7.50	-22.50	837.23M	-52.76	2.39972G	-40.61	2.4857G	-49.68	15.03539G	-45.81	3
2.442G	7.50	-22.50	2.16314G	-53.56	2.39992G	-44.33	2.48434G	-51.60	16.97895G	-45.51	4

For beamforming mode:
1 Stream 4 TX for TxBF mode:
Summary

Mode	Result	Ref (Hz)	Ref (dBm)	Limit (dBm)	Freq (Hz)	Level (dBm)	Freq (Hz)	Level (dBm)	Freq (Hz)	Level (dBm)	Freq (Hz)	Level (dBm)	Port
2.4-2.4835GHz	-	-	-	-	-	-	-	-	-	-	-	-	-
VHT20-BF_Nss1,(MCS0)_4TX	Pass	2.43749G	14.85	-15.15	2.15642G	-48.81	2.39986G	-18.39	2.51346G	-48.04	17.67266G	-40.86	1
VHT40-BF_Nss1,(MCS0)_4TX	Pass	2.41349G	13.79	-16.21	707.84M	-48.51	2.39892G	-19.82	2.48606G	-48.28	24.8766G	-39.77	1
802.11ax HEW20-BF_Nss1,(MCS0)_4TX	Pass	2.43899G	12.38	-17.62	1.65401G	-48.96	2.39988G	-18.59	2.50022G	-47.93	24.8539G	-40.79	3
802.11ax HEW40-BF_Nss1,(MCS0)_4TX	Pass	2.41449G	14.12	-15.88	885.32M	-48.68	2.3984G	-19.73	2.53238G	-48.53	23.23873G	-41.26	1

Result

Mode	Result	Ref (Hz)	Ref (dBm)	Limit (dBm)	Freq (Hz)	Level (dBm)	Freq (Hz)	Level (dBm)	Freq (Hz)	Level (dBm)	Freq (Hz)	Level (dBm)	Port
VHT20-BF_Nss1,(MCS0)_4TX	-	-	-	-	-	-	-	-	-	-	-	-	-
2412MHz	Pass	2.43749G	14.85	-15.15	2.15642G	-48.81	2.39986G	-18.39	2.51346G	-48.04	17.67266G	-40.86	1
2412MHz	Pass	2.43749G	14.85	-15.15	860.65M	-48.46	2.3998G	-22.50	2.4985G	-48.23	24.18242G	-40.84	2
2412MHz	Pass	2.43749G	14.85	-15.15	2.10923G	-48.58	2.39986G	-19.98	2.50582G	-48.06	17.6839G	-40.00	3
2412MHz	Pass	2.43749G	14.85	-15.15	896.18M	-40.71	2.39952G	-19.87	2.488G	-47.72	24.21613G	-40.76	4
2437MHz	Pass	2.43749G	14.85	-15.15	1.82352G	-48.87	2.3988G	-42.75	2.48742G	-47.03	17.69795G	-40.29	1
2437MHz	Pass	2.43749G	14.85	-15.15	2.30117G	-49.13	2.39886G	-45.43	2.50108G	-48.64	24.87919G	-40.81	2
2437MHz	Pass	2.43749G	14.85	-15.15	657.94M	-48.32	2.39728G	-42.43	2.50318G	-47.37	5.8135G	-37.84	3
2437MHz	Pass	2.43749G	14.85	-15.15	1.77837G	-48.30	2.39894G	-43.98	2.49408G	-48.28	17.69795G	-40.76	4
2462MHz	Pass	2.43749G	14.85	-15.15	2.00118G	-47.87	2.39864G	-47.92	2.48476G	-46.64	15.07663G	-40.96	1
2462MHz	Pass	2.43749G	14.85	-15.15	937.83M	-48.95	2.397G	-48.52	2.48412G	-47.92	24.87919G	-40.48	2
2462MHz	Pass	2.43749G	14.85	-15.15	890.06M	-49.05	2.3984G	-47.89	2.48384G	-46.60	24.14589G	-41.52	3
2462MHz	Pass	2.43749G	14.85	-15.15	934.04M	-48.83	2.39944G	-48.41	2.48472G	-47.37	17.69233G	-39.84	4
VHT40-BF_Nss1,(MCS0)_4TX	-	-	-	-	-	-	-	-	-	-	-	-	-
2422MHz	Pass	2.41349G	13.79	-16.21	707.84M	-48.51	2.39892G	-19.82	2.48606G	-48.28	24.8766G	-39.77	1
2422MHz	Pass	2.41349G	13.79	-16.21	875.01M	-48.39	2.39808G	-23.24	2.52146G	-48.15	16.25257G	-40.58	2
2422MHz	Pass	2.41349G	13.79	-16.21	907.07M	-49.23	2.39664G	-22.43	2.50278G	-48.13	16.28903G	-40.41	3
2422MHz	Pass	2.41349G	13.79	-16.21	1.77756G	-48.80	2.39916G	-24.16	2.48618G	-48.35	15.0438G	-40.86	4
2437MHz	Pass	2.41349G	13.79	-16.21	1.82622G	-49.15	2.39972G	-27.37	2.48386G	-48.26	23.4631G	-40.69	1
2437MHz	Pass	2.41349G	13.79	-16.21	2.04577G	-49.10	2.39936G	-26.93	2.49154G	-48.58	23.4659G	-41.07	2
2437MHz	Pass	2.41349G	13.79	-16.21	835.51M	-47.72	2.39952G	-26.69	2.53566G	-48.37	24.82892G	-40.79	3
2437MHz	Pass	2.41349G	13.79	-16.21	2.01743G	-47.44	2.39948G	-26.36	2.55458G	-48.08	24.20911G	-40.61	4
2452MHz	Pass	2.41349G	13.79	-16.21	957.74M	-49.02	2.39948G	-42.10	2.49422G	-47.16	17.69131G	-39.27	1
2452MHz	Pass	2.41349G	13.79	-16.21	596.78M	-48.78	2.39932G	-42.70	2.48594G	-48.38	17.69411G	-40.69	2
2452MHz	Pass	2.41349G	13.79	-16.21	380.37M	-49.36	2.3998G	-43.96	2.48574G	-47.55	15.05222G	-39.72	3
2452MHz	Pass	2.41349G	13.79	-16.21	1.98051G	-48.26	2.39956G	-43.49	2.48362G	-46.93	15.05502G	-40.70	4
802.11ax HEW20-BF_Nss1,(MCS0)_4TX	-	-	-	-	-	-	-	-	-	-	-	-	-
2412MHz	Pass	2.43899G	12.38	-17.62	2.11389G	-48.66	2.39986G	-18.61	2.52326G	-48.53	15.05134G	-40.19	1
2412MHz	Pass	2.43899G	12.38	-17.62	953.85M	-48.52	2.39972G	-21.86	2.52266G	-47.90	24.89043G	-41.15	2
2412MHz	Pass	2.43899G	12.38	-17.62	1.65401G	-48.96	2.39988G	-18.59	2.50022G	-47.93	24.8539G	-40.79	3
2412MHz	Pass	2.43899G	12.38	-17.62	1.83604G	-48.97	2.3999G	-19.76	2.49916G	-47.99	24.9719G	-39.90	4
2437MHz	Pass	2.43899G	12.38	-17.62	944.23M	-48.95	2.39888G	-40.13	2.51302G	-48.09	24.83705G	-40.99	1
2437MHz	Pass	2.43899G	12.38	-17.62	779.97M	-48.76	2.3981G	-44.95	2.51982G	-48.25	15.22553G	-40.57	2
2437MHz	Pass	2.43899G	12.38	-17.62	2.15846G	-48.39	2.39912G	-41.96	2.49524G	-48.13	15.05415G	-39.74	3
2437MHz	Pass	2.43899G	12.38	-17.62	371.35M	-48.71	2.39892G	-42.52	2.51504G	-47.66	17.68952G	-41.02	4
2462MHz	Pass	2.43899G	12.38	-17.62	1.79002G	-48.98	2.39696G	-47.77	2.50844G	-46.22	24.8539G	-40.93	1
2462MHz	Pass	2.43899G	12.38	-17.62	935.21M	-49.32	2.3998G	-48.37	2.4845G	-46.77	24.50271G	-40.78	2
2462MHz	Pass	2.43899G	12.38	-17.62	508.23M	-48.41	2.39832G	-48.13	2.48352G	-46.25	24.85671G	-39.61	3
2462MHz	Pass	2.43899G	12.38	-17.62	1.76439G	-49.09	2.39818G	-48.09	2.50108G	-46.53	17.10232G	-40.84	4
802.11ax HEW40-BF_Nss1,(MCS0)_4TX	-	-	-	-	-	-	-	-	-	-	-	-	-
2422MHz	Pass	2.41449G	14.12	-15.88	885.32M	-48.68	2.3984G	-19.73	2.53238G	-48.53	23.23873G	-41.26	1
2422MHz	Pass	2.41449G	14.12	-15.88	2.12077G	-47.97	2.3984G	-21.95	2.50522G	-48.00	17.03785G	-40.24	2
2422MHz	Pass	2.41449G	14.12	-15.88	904.21M	-48.90	2.398G	-22.73	2.55966G	-48.54	24.80088G	-40.50	3
2422MHz	Pass	2.41449G	14.12	-15.88	1.8016G	-48.20	2.39948G	-21.71	2.5143G	-47.99	24.85416G	-40.14	4
2437MHz	Pass	2.41449G	14.12	-15.88	1.7953G	-49.08	2.39948G	-22.20	2.53258G	-47.42	15.04661G	-40.67	1
2437MHz	Pass	2.41449G	14.12	-15.88	1.80418G	-48.80	2.39948G	-23.51	2.52598G	-48.07	16.36756G	-41.31	2
2437MHz	Pass	2.41449G	14.12	-15.88	745.34M	-48.86	2.39948G	-24.36	2.48538G	-47.12	15.25975G	-39.84	3
2437MHz	Pass	2.41449G	14.12	-15.88	1.98051G	-48.53	2.39944G	-25.32	2.50482G	-47.99	23.47712G	-41.28	4

Mode	Result	Ref (Hz)	Ref (dBm)	Limit (dBm)	Freq (Hz)	Level (dBm)	Freq (Hz)	Level (dBm)	Freq (Hz)	Level (dBm)	Freq (Hz)	Level (dBm)	Port
2452MHz	Pass	2.41449G	14.12	-15.88	429.89M	-48.60	2.3998G	-38.43	2.48398G	-46.74	15.08026G	-41.10	1
2452MHz	Pass	2.41449G	14.12	-15.88	1.65218G	-48.85	2.39916G	-41.36	2.54282G	-47.39	17.49219G	-41.20	2
2452MHz	Pass	2.41449G	14.12	-15.88	1.92526G	-49.27	2.39976G	-38.38	2.48766G	-47.13	24.57932G	-40.30	3
2452MHz	Pass	2.41449G	14.12	-15.88	795.15M	-48.44	2.3988G	-43.57	2.52834G	-47.45	16.23574G	-41.32	4

VHT20-BF_Nss1,(MCS0)_4TX **CSE NdB**

2412MHz

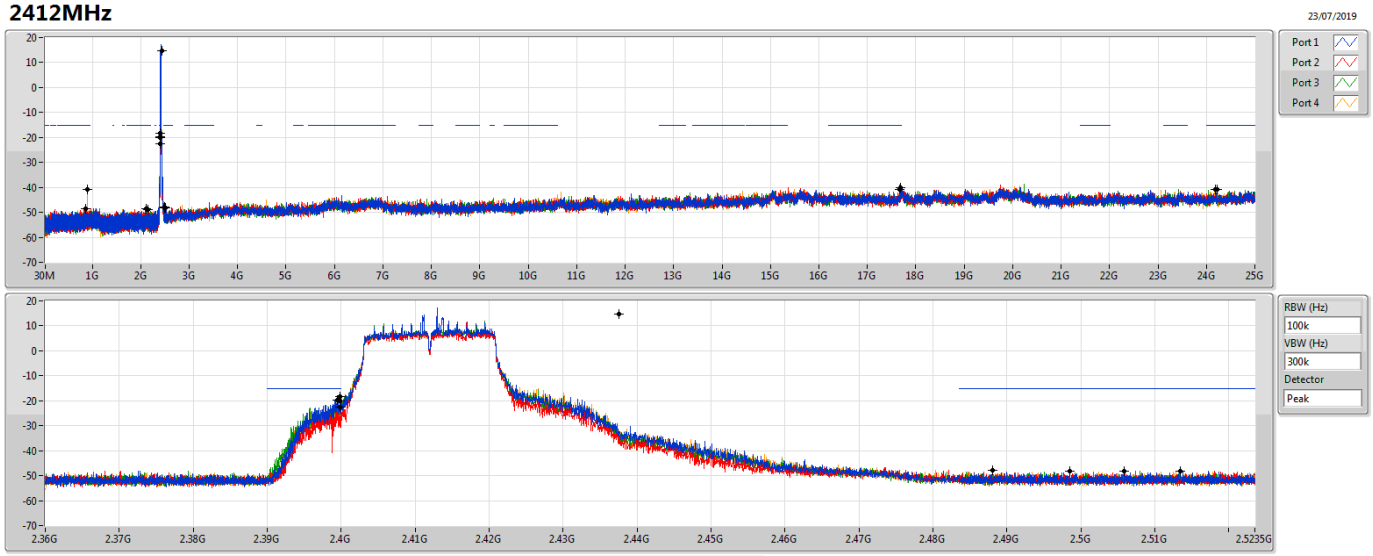

Ref(Hz)	Ref(dBm)	Limit(dBm)	Freq(Hz)	Level(dBm)	Freq(Hz)	Level(dBm)	Freq(Hz)	Level(dBm)	Freq(Hz)	Level(dBm)	Port
2.43749G	14.85	-15.15	2.15642G	-48.81	2.39986G	-18.39	2.51346G	-48.04	17.67266G	-40.86	1
2.43749G	14.85	-15.15	860.65M	-48.46	2.3998G	-22.50	2.4985G	-48.23	24.18242G	-40.84	2
2.43749G	14.85	-15.15	2.10923G	-48.58	2.39986G	-19.98	2.50582G	-48.06	17.6839G	-40.00	3
2.43749G	14.85	-15.15	896.18M	-40.71	2.39952G	-19.87	2.488G	-47.72	24.21613G	-40.76	4

VHT20-BF_Nss1,(MCS0)_4TX **CSE NdB**

2437MHz

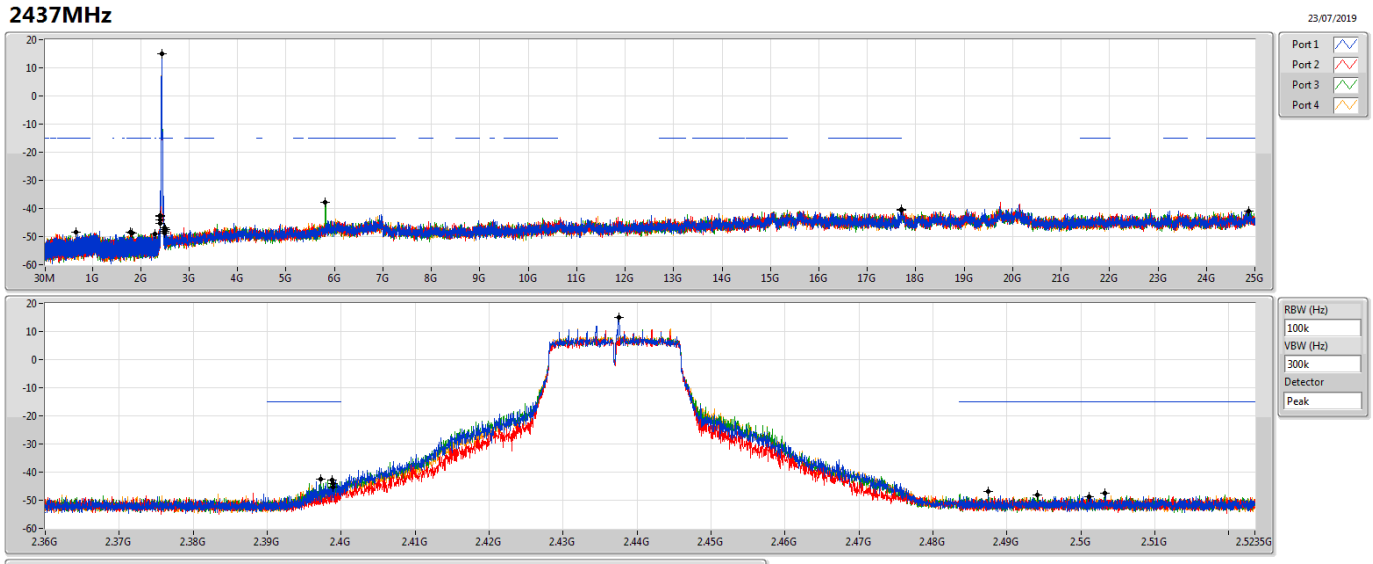

Ref(Hz)	Ref(dBm)	Limit(dBm)	Freq(Hz)	Level(dBm)	Freq(Hz)	Level(dBm)	Freq(Hz)	Level(dBm)	Freq(Hz)	Level(dBm)	Port
2.43749G	14.85	-15.15	1.82352G	-48.87	2.3988G	-42.75	2.48742G	-47.03	17.69795G	-40.29	1
2.43749G	14.85	-15.15	2.30117G	-49.13	2.39886G	-45.43	2.50108G	-48.64	24.87919G	-40.81	2
2.43749G	14.85	-15.15	657.94M	-48.32	2.39728G	-42.43	2.50318G	-47.37	5.8135G	-37.84	3
2.43749G	14.85	-15.15	1.77837G	-48.30	2.39894G	-43.98	2.49408G	-48.28	17.69795G	-40.76	4

VHT20-BF_Nss1,(MCS0)_4TX **CSE NdB**

2462MHz

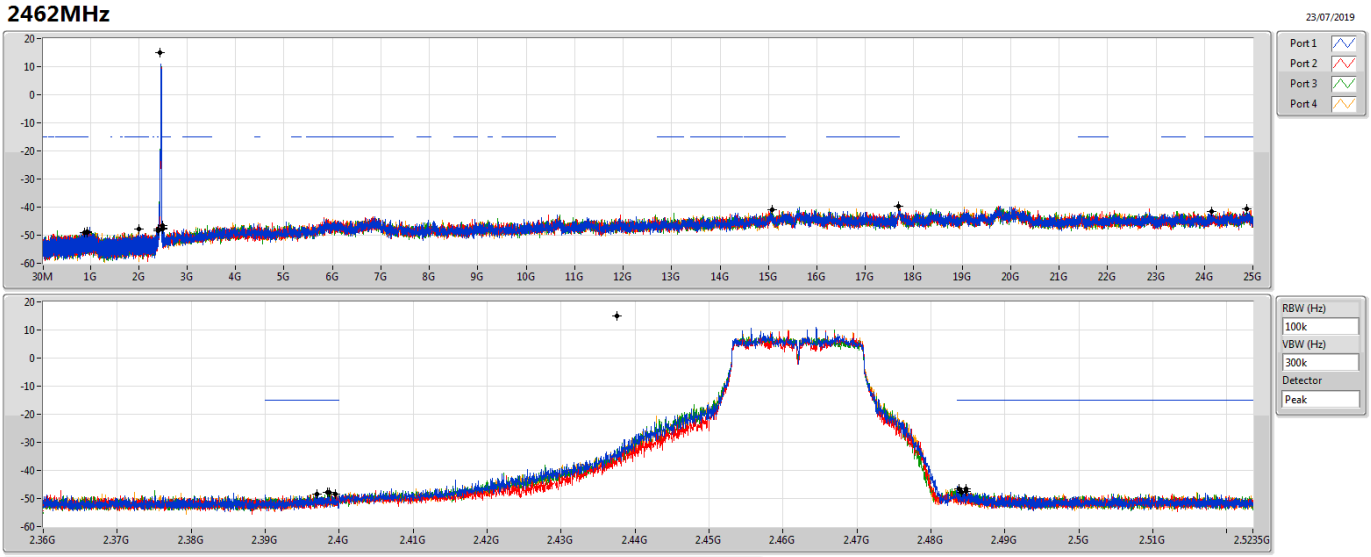

Ref(Hz)	Ref(dBm)	Limit(dBm)	Freq(Hz)	Level(dBm)	Freq(Hz)	Level(dBm)	Freq(Hz)	Level(dBm)	Freq(Hz)	Level(dBm)	Port
2.43749G	14.85	-15.15	2.00118G	-47.87	2.39864G	-47.92	2.48476G	-46.64	15.07663G	-40.96	1
2.43749G	14.85	-15.15	937.83M	-48.95	2.397G	-48.52	2.48412G	-47.92	24.87919G	-40.48	2
2.43749G	14.85	-15.15	890.06M	-49.05	2.3984G	-47.89	2.48384G	-46.60	24.14589G	-41.52	3
2.43749G	14.85	-15.15	934.04M	-48.83	2.39944G	-48.41	2.48472G	-47.37	17.69233G	-39.84	4

VHT40-BF_Nss1,(MCS0)_4TX **CSE NdB**

2422MHz

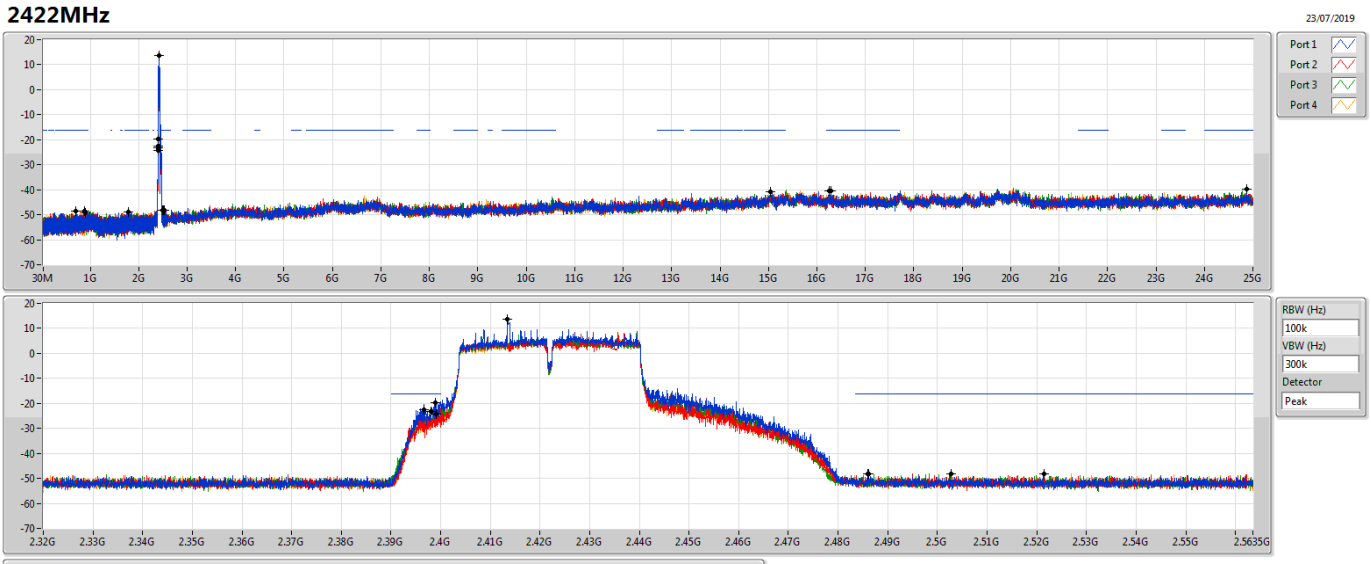

Ref(Hz)	Ref(dBm)	Limit(dBm)	Freq(Hz)	Level(dBm)	Freq(Hz)	Level(dBm)	Freq(Hz)	Level(dBm)	Freq(Hz)	Level(dBm)	Port
2.41349G	13.79	-16.21	707.84M	-48.51	2.39892G	-19.82	2.48606G	-48.28	24.8766G	-39.77	1
2.41349G	13.79	-16.21	875.01M	-48.39	2.39808G	-23.24	2.52146G	-48.15	16.25257G	-40.58	2
2.41349G	13.79	-16.21	907.07M	-49.23	2.39664G	-22.43	2.50278G	-48.13	16.28903G	-40.41	3
2.41349G	13.79	-16.21	1.77756G	-48.80	2.39916G	-24.16	2.48618G	-48.35	15.0438G	-40.86	4

VHT40-BF_Nss1,(MCS0)_4TX **CSE NdB**

2437MHz

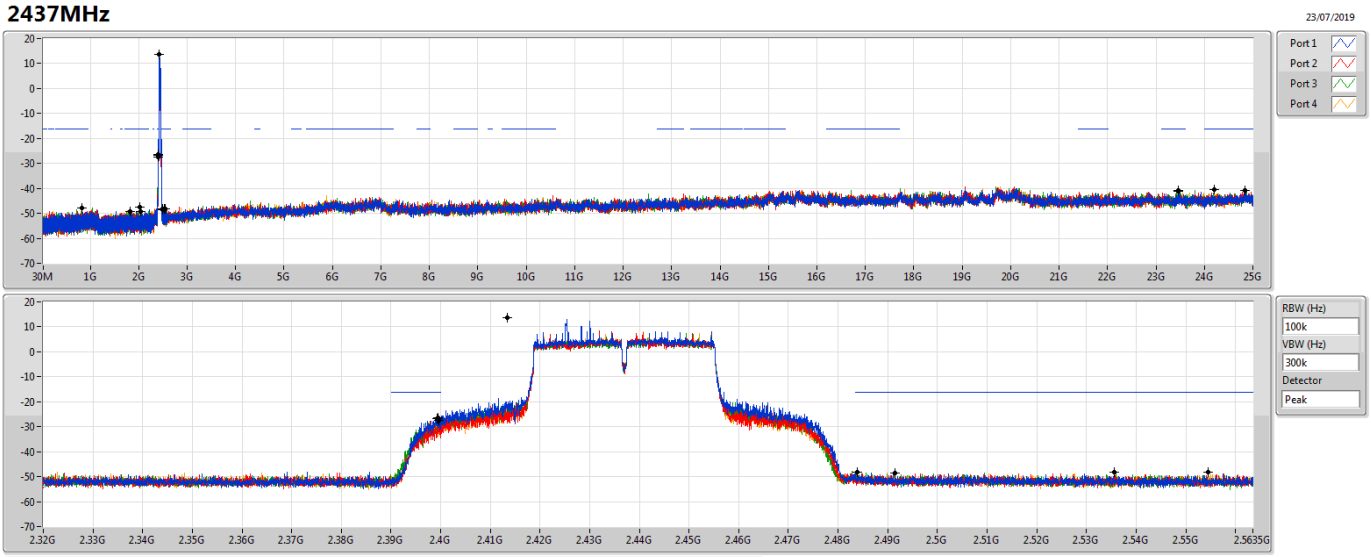

Ref(Hz)	Ref(dBm)	Limit(dBm)	Freq(Hz)	Level(dBm)	Freq(Hz)	Level(dBm)	Freq(Hz)	Level(dBm)	Freq(Hz)	Level(dBm)	Port
2.41349G	13.79	-16.21	1.82622G	-49.15	2.39972G	-27.37	2.48386G	-48.26	23.4631G	-40.69	1
2.41349G	13.79	-16.21	2.04577G	-49.10	2.39936G	-26.93	2.49154G	-48.58	23.4659G	-41.07	2
2.41349G	13.79	-16.21	835.51M	-47.72	2.39952G	-26.69	2.53566G	-48.37	24.82892G	-40.79	3
2.41349G	13.79	-16.21	2.01743G	-47.44	2.39948G	-26.36	2.55458G	-48.08	24.20911G	-40.61	4

VHT40-BF_Nss1,(MCS0)_4TX **CSE NdB**

2452MHz

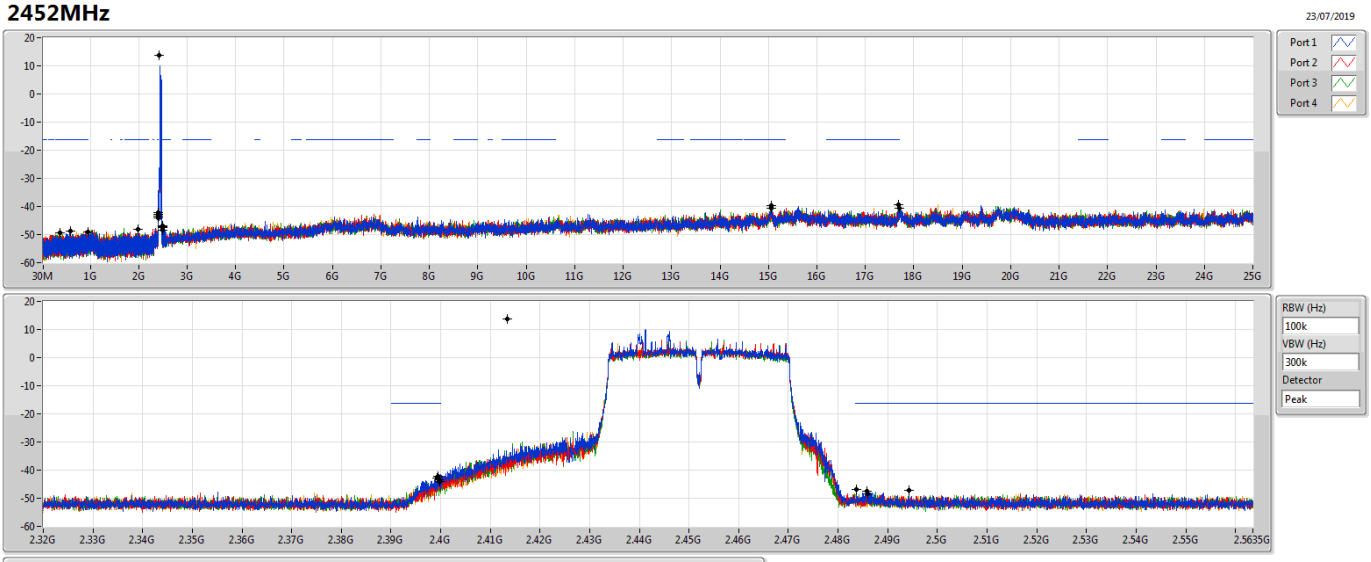

Ref(Hz)	Ref(dBm)	Limit(dBm)	Freq(Hz)	Level(dBm)	Freq(Hz)	Level(dBm)	Freq(Hz)	Level(dBm)	Freq(Hz)	Level(dBm)	Port
2.41349G	13.79	-16.21	957.74M	-49.02	2.39948G	-42.10	2.49422G	-47.16	17.69131G	-39.27	1
2.41349G	13.79	-16.21	596.78M	-48.78	2.39932G	-42.70	2.48594G	-48.38	17.69411G	-40.69	2
2.41349G	13.79	-16.21	380.37M	-49.36	2.3998G	-43.96	2.48574G	-47.55	15.05222G	-39.72	3
2.41349G	13.79	-16.21	1.98051G	-48.26	2.39956G	-43.49	2.48362G	-46.93	15.05502G	-40.70	4

802.11ax HEW20-BF_Nss1,(MCS0)_4TX **CSE NdB**

2412MHz

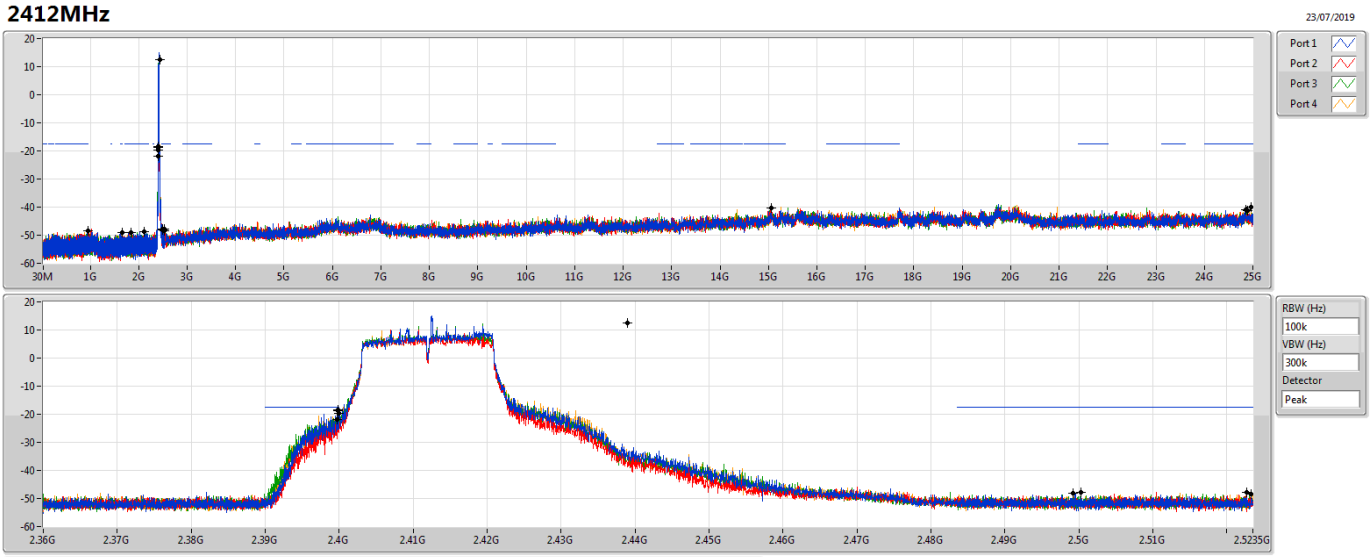

Ref(Hz)	Ref(dBm)	Limit(dBm)	Freq(Hz)	Level(dBm)	Freq(Hz)	Level(dBm)	Freq(Hz)	Level(dBm)	Freq(Hz)	Level(dBm)	Port
2.43899G	12.38	-17.62	2.11389G	-48.66	2.39986G	-18.61	2.52326G	-48.53	15.05134G	-40.19	1
2.43899G	12.38	-17.62	953.85M	-48.52	2.39972G	-21.86	2.52266G	-47.90	24.89043G	-41.15	2
2.43899G	12.38	-17.62	1.65401G	-48.96	2.39988G	-18.59	2.50022G	-47.93	24.8539G	-40.79	3
2.43899G	12.38	-17.62	1.83604G	-48.97	2.3999G	-19.76	2.49916G	-47.99	24.9719G	-39.90	4

802.11ax HEW20-BF_Nss1,(MCS0)_4TX **CSE NdB**

2437MHz

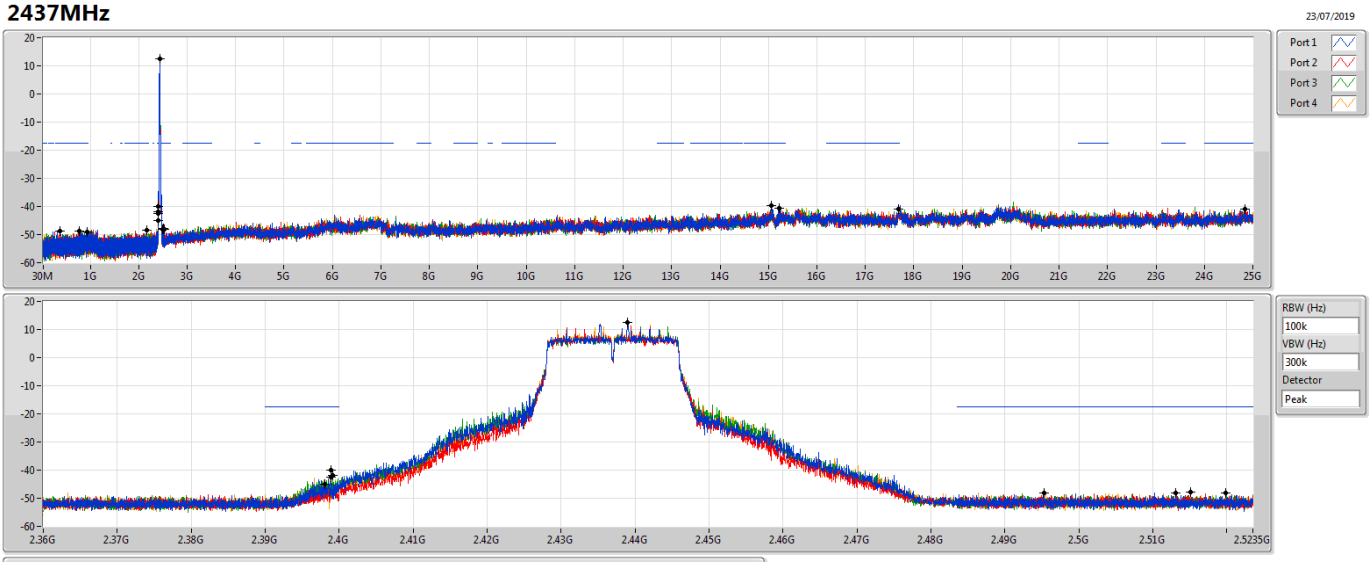

Ref(Hz)	Ref(dBm)	Limit(dBm)	Freq(Hz)	Level(dBm)	Freq(Hz)	Level(dBm)	Freq(Hz)	Level(dBm)	Freq(Hz)	Level(dBm)	Port
2.43899G	12.38	-17.62	944.23M	-48.95	2.39888G	-40.13	2.51302G	-48.09	24.83705G	-40.99	1
2.43899G	12.38	-17.62	779.97M	-48.76	2.3981G	-44.95	2.51982G	-48.25	15.22553G	-40.57	2
2.43899G	12.38	-17.62	2.15846G	-48.39	2.39912G	-41.96	2.49524G	-48.13	15.05415G	-39.74	3
2.43899G	12.38	-17.62	371.35M	-48.71	2.39892G	-42.52	2.51504G	-47.66	17.68952G	-41.02	4

802.11ax HEW20-BF_Nss1,(MCS0)_4TX **CSE NdB**

2462MHz

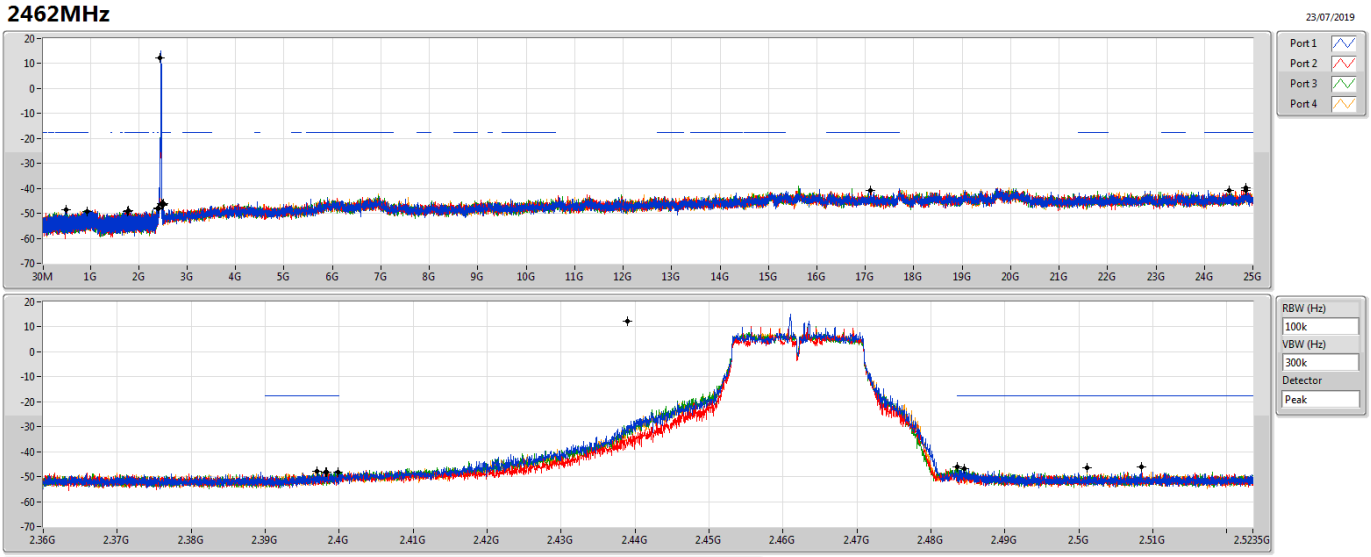

Ref(Hz)	Ref(dBm)	Limit(dBm)	Freq(Hz)	Level(dBm)	Freq(Hz)	Level(dBm)	Freq(Hz)	Level(dBm)	Freq(Hz)	Level(dBm)	Port
2.43899G	12.38	-17.62	1.79002G	-48.98	2.39696G	-47.77	2.50844G	-46.22	24.8539G	-40.93	1
2.43899G	12.38	-17.62	935.21M	-49.32	2.3998G	-48.37	2.4845G	-46.77	24.50271G	-40.78	2
2.43899G	12.38	-17.62	508.23M	-48.41	2.39832G	-48.13	2.48352G	-46.25	24.85671G	-39.61	3
2.43899G	12.38	-17.62	1.76439G	-49.09	2.39818G	-48.09	2.50108G	-46.53	17.10232G	-40.84	4

802.11ax HEW40-BF_Nss1,(MCS0)_4TX **CSE NdB**

2422MHz

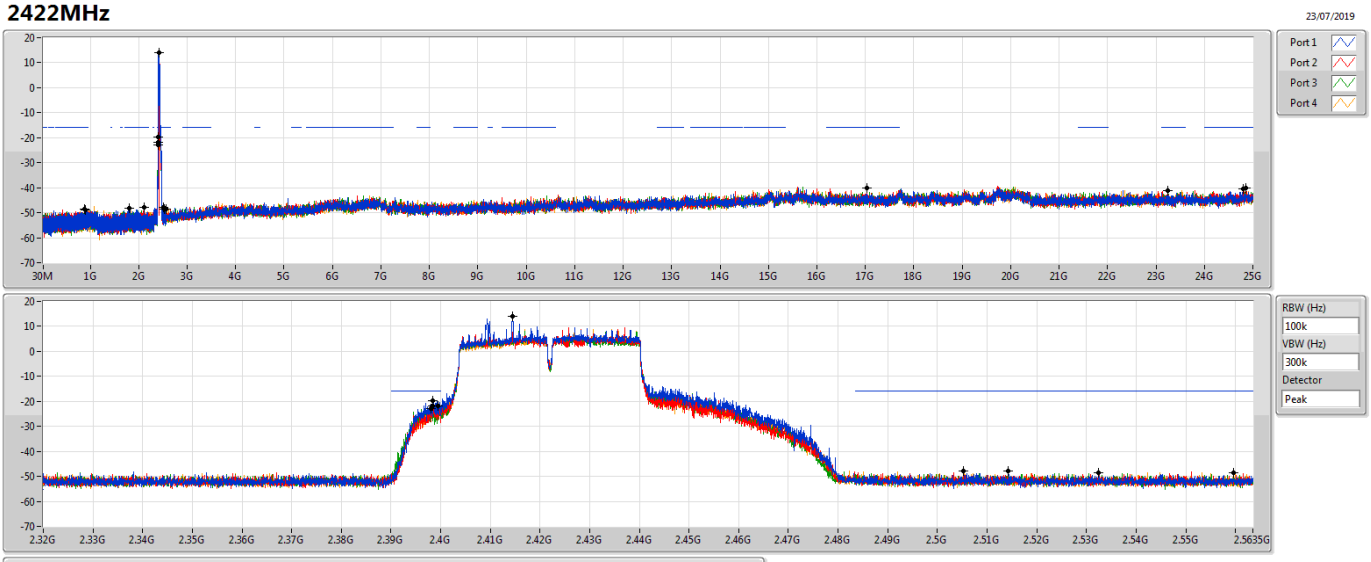

Ref(Hz)	Ref(dBm)	Limit(dBm)	Freq(Hz)	Level(dBm)	Freq(Hz)	Level(dBm)	Freq(Hz)	Level(dBm)	Freq(Hz)	Level(dBm)	Port
2.41449G	14.12	-15.88	885.32M	-48.68	2.3984G	-19.73	2.53238G	-48.53	23.23873G	-41.26	1
2.41449G	14.12	-15.88	2.12077G	-47.97	2.3984G	-21.95	2.50522G	-48.00	17.03785G	-40.24	2
2.41449G	14.12	-15.88	904.21M	-48.90	2.398G	-22.73	2.55966G	-48.54	24.80088G	-40.50	3
2.41449G	14.12	-15.88	1.8016G	-48.20	2.39948G	-21.71	2.5143G	-47.99	24.85416G	-40.14	4

802.11ax HEW40-BF_Nss1,(MCS0)_4TX **CSE NdB**

2437MHz

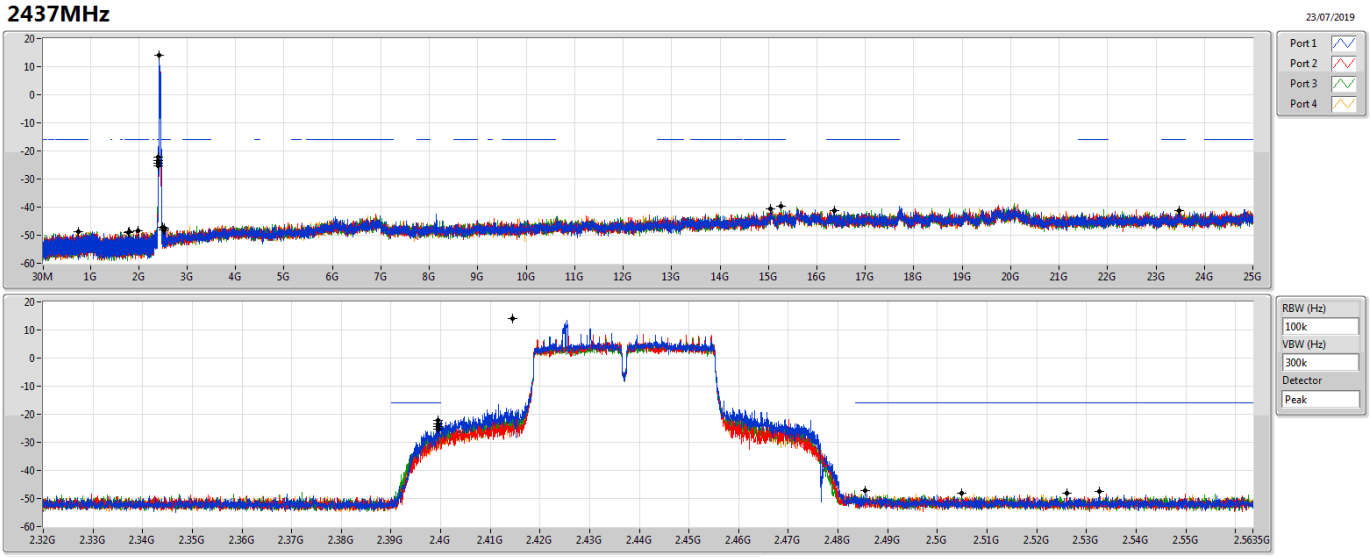

Ref(Hz)	Ref(dBm)	Limit(dBm)	Freq(Hz)	Level(dBm)	Freq(Hz)	Level(dBm)	Freq(Hz)	Level(dBm)	Freq(Hz)	Level(dBm)	Port
2.41449G	14.12	-15.88	1.7953G	-49.08	2.39948G	-22.20	2.53258G	-47.42	15.04661G	-40.67	1
2.41449G	14.12	-15.88	1.80418G	-48.80	2.39948G	-23.51	2.52598G	-48.07	16.36756G	-41.31	2
2.41449G	14.12	-15.88	745.34M	-48.86	2.39948G	-24.36	2.48538G	-47.12	15.25975G	-39.84	3
2.41449G	14.12	-15.88	1.98051G	-48.53	2.39944G	-25.32	2.50482G	-47.99	23.47712G	-41.28	4

802.11ax HEW40-BF_Nss1,(MCS0)_4TX **CSE NdB**

2452MHz

Ref(Hz)	Ref(dBm)	Limit(dBm)	Freq(Hz)	Level(dBm)	Freq(Hz)	Level(dBm)	Freq(Hz)	Level(dBm)	Freq(Hz)	Level(dBm)	Port
2.41449G	14.12	-15.88	429.89M	-48.60	2.3998G	-38.43	2.48398G	-46.74	15.08026G	-41.10	1
2.41449G	14.12	-15.88	1.65218G	-48.85	2.39916G	-41.36	2.54282G	-47.39	17.49219G	-41.20	2
2.41449G	14.12	-15.88	1.92526G	-49.27	2.39976G	-38.38	2.48766G	-47.13	24.57932G	-40.30	3
2.41449G	14.12	-15.88	795.15M	-48.44	2.3988G	-43.57	2.52834G	-47.45	16.23574G	-41.32	4

2 Stream 4 TX for TxBF mode:

Summary

Mode	Result	Ref (Hz)	Ref (dBm)	Limit (dBm)	Freq (Hz)	Level (dBm)	Freq (Hz)	Level (dBm)	Freq (Hz)	Level (dBm)	Freq (Hz)	Level (dBm)	Port
2.4-2.4835GHz	-	-	-	-	-	-	-	-	-	-	-	-	-
VHT20-BF_Nss1,(MCS0)_4TX	Pass	2.442G	12.38	-17.62	556M	-48.99	2.39924G	-18.17	2.48432G	-47.42	15.11315G	-41.90	3
VHT40-BF_Nss1,(MCS0)_4TX	Pass	2.41048G	13.71	-16.29	919.09M	-48.58	2.3998G	-18.84	2.48942G	-47.56	17.69972G	-39.99	1
802.11ax HEW20-BF_Nss2,(MCS0)_4TX	Pass	2.44451G	12.73	-17.27	1.78653G	-48.78	2.39946G	-18.70	2.51298G	-46.97	16.4505G	-41.88	1
802.11ax HEW40-BF_Nss2,(MCS0)_4TX	Pass	2.40998G	14.72	-15.28	936.84M	-47.88	2.39944G	-20.17	2.56082G	-47.56	15.26817G	-39.34	1

Result

Mode	Result	Ref (Hz)	Ref (dBm)	Limit (dBm)	Freq (Hz)	Level (dBm)	Freq (Hz)	Level (dBm)	Freq (Hz)	Level (dBm)	Freq (Hz)	Level (dBm)	Port
VHT20-BF_Nss1,(MCS0)_4TX	-	-	-	-	-	-	-	-	-	-	-	-	-
2412MHz	Pass	2.442G	12.38	-17.62	949.77M	-48.23	2.39976G	-19.01	2.52294G	-47.87	16.84384G	-42.18	1
2412MHz	Pass	2.442G	12.38	-17.62	2.10923G	-49.01	2.39978G	-18.90	2.49916G	-46.61	15.16091G	-42.35	2
2412MHz	Pass	2.442G	12.38	-17.62	556M	-48.99	2.39924G	-18.17	2.48432G	-47.42	15.11315G	-41.90	3
2412MHz	Pass	2.442G	12.38	-17.62	410.08M	-49.22	2.39976G	-21.00	2.49492G	-47.15	17.25123G	-42.43	4
2437MHz	Pass	2.442G	12.38	-17.62	876.96M	-48.67	2.39984G	-38.27	2.49834G	-48.09	15.11877G	-42.58	1
2437MHz	Pass	2.442G	12.38	-17.62	1.78303G	-48.33	2.39944G	-40.54	2.51788G	-46.84	6.77156G	-42.03	2
2437MHz	Pass	2.442G	12.38	-17.62	1.95633G	-48.77	2.39704G	-40.24	2.49488G	-48.19	16.76517G	-42.57	3
2437MHz	Pass	2.442G	12.38	-17.62	2.12351G	-48.28	2.39956G	-39.81	2.48818G	-47.39	16.86351G	-41.58	4
2462MHz	Pass	2.442G	12.38	-17.62	1.78391G	-48.59	2.39816G	-46.43	2.48394G	-44.19	16.51512G	-41.31	1
2462MHz	Pass	2.442G	12.38	-17.62	938.99M	-48.82	2.39966G	-48.34	2.48382G	-43.05	15.11034G	-42.24	2
2462MHz	Pass	2.442G	12.38	-17.62	1.97642G	-48.97	2.39666G	-47.66	2.48388G	-43.27	16.74551G	-42.29	3
2462MHz	Pass	2.442G	12.38	-17.62	814.63M	-48.95	2.3964G	-47.56	2.48416G	-44.18	24.4409G	-42.52	4
VHT40-BF_Nss1,(MCS0)_4TX	-	-	-	-	-	-	-	-	-	-	-	-	-
2422MHz	Pass	2.41048G	13.71	-16.29	919.09M	-48.58	2.3998G	-18.84	2.48942G	-47.56	17.69972G	-39.99	1
2422MHz	Pass	2.41048G	13.71	-16.29	952.01M	-48.64	2.39944G	-21.81	2.52846G	-48.11	24.78405G	-40.50	2
2422MHz	Pass	2.41048G	13.71	-16.29	2.30569G	-48.04	2.39968G	-22.09	2.49706G	-47.85	17.69411G	-38.81	3
2422MHz	Pass	2.41048G	13.71	-16.29	1.95246G	-48.77	2.39828G	-24.18	2.48842G	-47.96	15.02417G	-40.40	4
2437MHz	Pass	2.41048G	13.71	-16.29	742.76M	-48.53	2.3998G	-21.00	2.48454G	-47.79	15.04941G	-40.07	1
2437MHz	Pass	2.41048G	13.71	-16.29	2.07554G	-48.64	2.39928G	-26.56	2.5395G	-47.87	24.35215G	-40.98	2
2437MHz	Pass	2.41048G	13.71	-16.29	939.13M	-47.79	2.3998G	-22.77	2.49158G	-46.95	16.38438G	-39.64	3
2437MHz	Pass	2.41048G	13.71	-16.29	650.3M	-48.44	2.39964G	-29.36	2.51658G	-47.24	15.26817G	-39.93	4
2452MHz	Pass	2.41048G	13.71	-16.29	169.98M	-48.43	2.3986G	-40.44	2.48698G	-47.65	24.99439G	-40.68	1
2452MHz	Pass	2.41048G	13.71	-16.29	948M	-47.93	2.39948G	-40.30	2.4857G	-46.14	16.31147G	-40.24	2
2452MHz	Pass	2.41048G	13.71	-16.29	1.81019G	-48.14	2.39944G	-43.06	2.4851G	-46.31	24.52883G	-40.97	3
2452MHz	Pass	2.41048G	13.71	-16.29	821.2M	-47.69	2.3994G	-42.42	2.55758G	-47.75	5.78033G	-25.13	4
802.11ax HEW20-BF_Nss2,(MCS0)_4TX	-	-	-	-	-	-	-	-	-	-	-	-	-
2412MHz	Pass	2.44451G	12.73	-17.27	1.78653G	-48.78	2.39946G	-18.70	2.51298G	-46.97	16.4505G	-41.88	1
2412MHz	Pass	2.44451G	12.73	-17.27	959.09M	-48.22	2.3997G	-19.65	2.48616G	-48.01	17.4479G	-41.97	2
2412MHz	Pass	2.44451G	12.73	-17.27	955.59M	-48.24	2.3997G	-18.74	2.51356G	-48.09	6.16469G	-42.17	3
2412MHz	Pass	2.44451G	12.73	-17.27	941.32M	-47.84	2.3997G	-18.86	2.5057G	-47.85	21.533G	-41.46	4
2437MHz	Pass	2.44451G	12.73	-17.27	2.13312G	-48.53	2.39894G	-36.88	2.4978G	-47.40	16.42241G	-42.80	1
2437MHz	Pass	2.44451G	12.73	-17.27	2.18787G	-48.38	2.39946G	-38.62	2.48982G	-47.19	23.15412G	-42.06	2
2437MHz	Pass	2.44451G	12.73	-17.27	795.7M	-48.78	2.39898G	-38.40	2.48708G	-47.21	16.52636G	-42.60	3
2437MHz	Pass	2.44451G	12.73	-17.27	2.30874G	-48.92	2.39894G	-38.59	2.4981G	-47.30	16.7427G	-41.99	4
2462MHz	Pass	2.44451G	12.73	-17.27	1.77517G	-48.54	2.39794G	-47.64	2.4847G	-45.04	16.46174G	-42.07	1
2462MHz	Pass	2.44451G	12.73	-17.27	2.12438G	-48.76	2.39958G	-47.83	2.48502G	-44.56	24.4999G	-41.49	2
2462MHz	Pass	2.44451G	12.73	-17.27	1.99157G	-49.11	2.39846G	-47.49	2.48482G	-44.19	17.2737G	-42.21	3
2462MHz	Pass	2.44451G	12.73	-17.27	2.14273G	-48.26	2.39888G	-46.83	2.48576G	-45.17	16.43645G	-42.51	4
802.11ax HEW40-BF_Nss2,(MCS0)_4TX	-	-	-	-	-	-	-	-	-	-	-	-	-
2422MHz	Pass	2.40998G	14.72	-15.28	936.84M	-47.88	2.39944G	-20.17	2.56082G	-47.56	15.26817G	-39.34	1
2422MHz	Pass	2.40998G	14.72	-15.28	561.85M	-48.96	2.3996G	-20.32	2.53214G	-48.50	24.79527G	-40.50	2
2422MHz	Pass	2.40998G	14.72	-15.28	1.90809G	-48.39	2.39924G	-21.48	2.5343G	-47.68	16.26379G	-40.44	3
2422MHz	Pass	2.40998G	14.72	-15.28	879.3M	-48.41	2.39968G	-23.32	2.5625G	-47.99	17.69972G	-40.19	4
2437MHz	Pass	2.40998G	14.72	-15.28	1.98566G	-48.64	2.3998G	-22.59	2.48562G	-44.31	17.67448G	-40.19	1
2437MHz	Pass	2.40998G	14.72	-15.28	2.07497G	-48.86	2.39828G	-25.06	2.48446G	-47.75	24.15302G	-39.55	2
2437MHz	Pass	2.40998G	14.72	-15.28	2.10445G	-48.81	2.39936G	-25.76	2.48642G	-47.63	15.03819G	-40.48	3
2437MHz	Pass	2.40998G	14.72	-15.28	2.11419G	-48.67	2.39984G	-26.19	2.49046G	-47.28	15.06904G	-38.47	4

Mode	Result	Ref (Hz)	Ref (dBm)	Limit (dBm)	Freq (Hz)	Level (dBm)	Freq (Hz)	Level (dBm)	Freq (Hz)	Level (dBm)	Freq (Hz)	Level (dBm)	Port
2452MHz	Pass	2.40998G	14.72	-15.28	703.26M	-48.61	2.39952G	-39.41	2.48482G	-43.90	16.26098G	-41.07	1
2452MHz	Pass	2.40998G	14.72	-15.28	948M	-48.46	2.3996G	-41.11	2.48554G	-47.52	15.25415G	-40.25	2
2452MHz	Pass	2.40998G	14.72	-15.28	931.69M	-48.24	2.39972G	-40.17	2.48798G	-47.05	23.19386G	-40.58	3
2452MHz	Pass	2.40998G	14.72	-15.28	888.46M	-48.62	2.39976G	-42.38	2.48722G	-47.70	16.2722G	-40.12	4

VHT20-BF_Nss1,(MCS0)_4TX **CSE NdB**

2412MHz

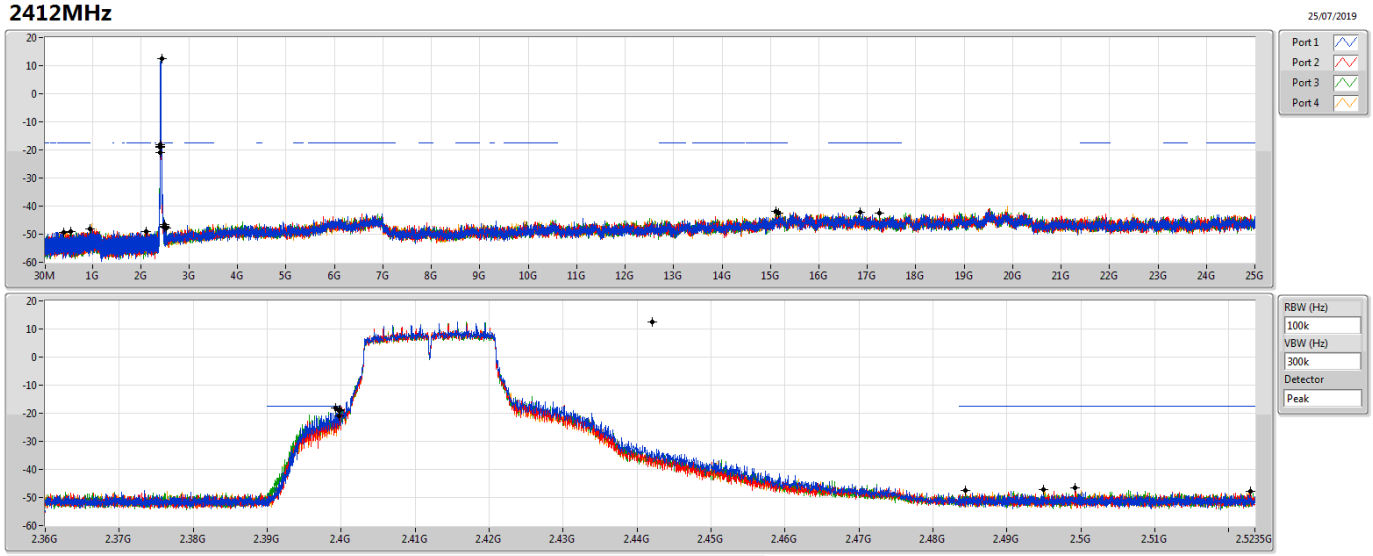

Ref(Hz)	Ref(dBm)	Limit(dBm)	Freq(Hz)	Level(dBm)	Freq(Hz)	Level(dBm)	Freq(Hz)	Level(dBm)	Freq(Hz)	Level(dBm)	Port
2.442G	12.38	-17.62	949.77M	-48.23	2.39976G	-19.01	2.52294G	-47.87	16.84384G	-42.18	1
2.442G	12.38	-17.62	2.10923G	-49.01	2.39978G	-18.90	2.49916G	-46.61	15.16091G	-42.35	2
2.442G	12.38	-17.62	556M	-48.99	2.39924G	-18.17	2.48432G	-47.42	15.11315G	-41.90	3
2.442G	12.38	-17.62	410.08M	-49.22	2.39976G	-21.00	2.49492G	-47.15	17.25123G	-42.43	4

VHT20-BF_Nss1,(MCS0)_4TX **CSE NdB**

2437MHz

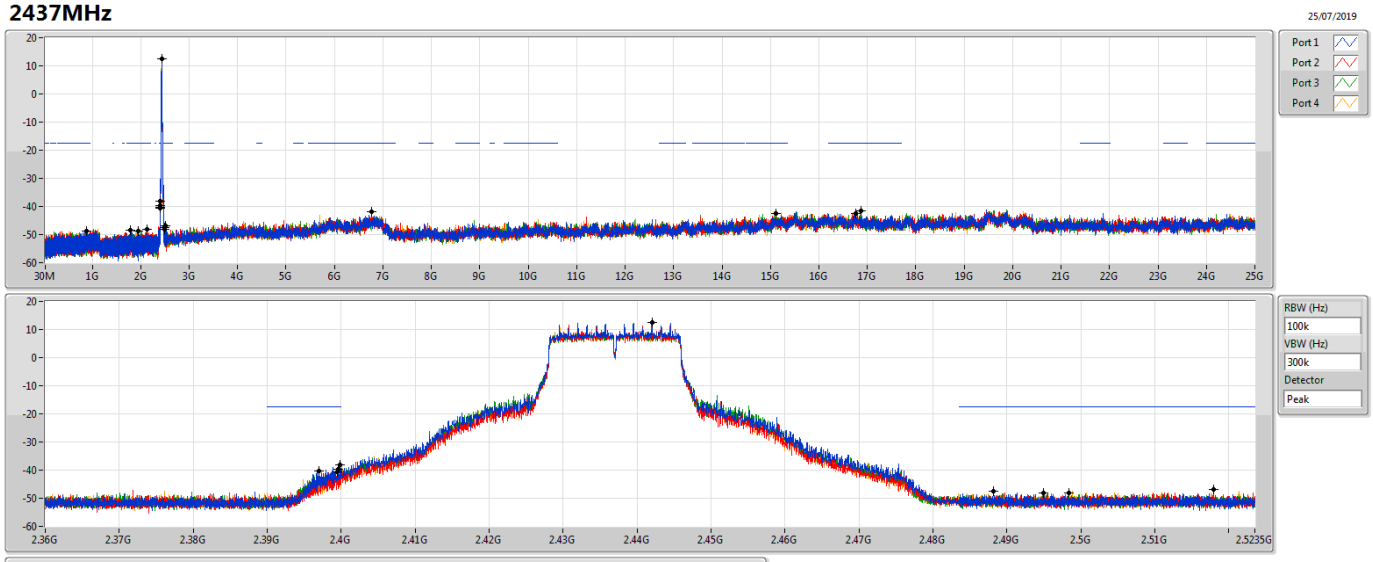

Ref(Hz)	Ref(dBm)	Limit(dBm)	Freq(Hz)	Level(dBm)	Freq(Hz)	Level(dBm)	Freq(Hz)	Level(dBm)	Freq(Hz)	Level(dBm)	Port
2.442G	12.38	-17.62	876.96M	-48.67	2.39984G	-38.27	2.49834G	-48.09	15.11877G	-42.58	1
2.442G	12.38	-17.62	1.78303G	-48.33	2.39944G	-40.54	2.51788G	-46.84	6.77156G	-42.03	2
2.442G	12.38	-17.62	1.95633G	-48.77	2.39704G	-40.24	2.49488G	-48.19	16.76517G	-42.57	3
2.442G	12.38	-17.62	2.12351G	-48.28	2.39956G	-39.81	2.48818G	-47.39	16.86351G	-41.58	4

VHT20-BF_Nss1,(MCS0)_4TX **CSE NdB**

2462MHz

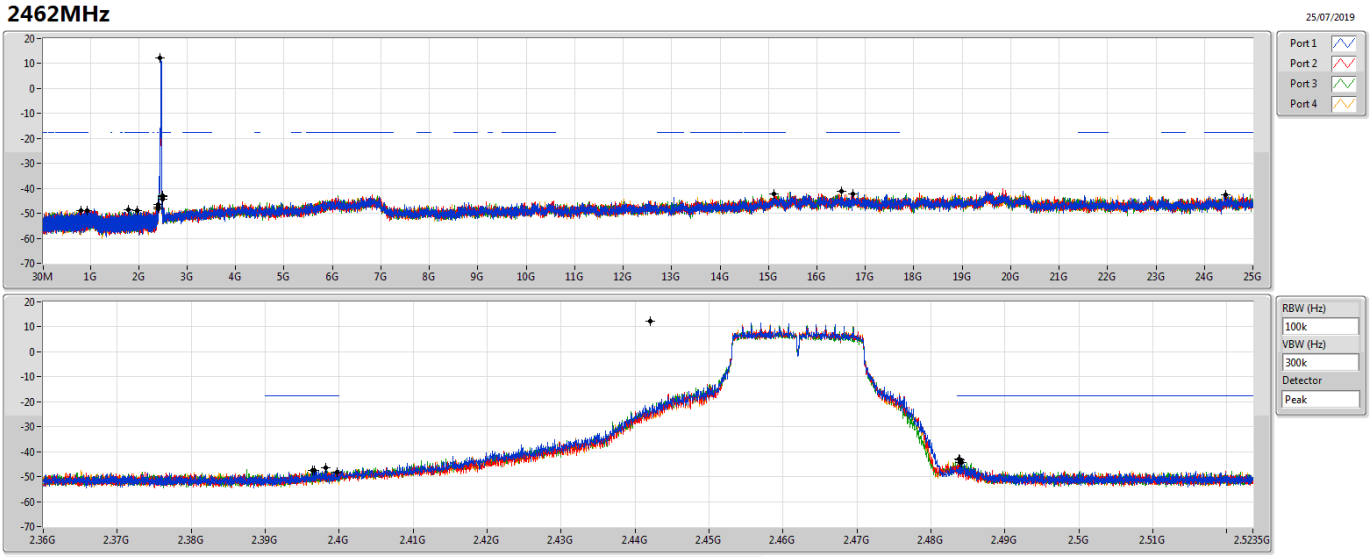

Ref(Hz)	Ref(dBm)	Limit(dBm)	Freq(Hz)	Level(dBm)	Freq(Hz)	Level(dBm)	Freq(Hz)	Level(dBm)	Freq(Hz)	Level(dBm)	Port
2.442G	12.38	-17.62	1.78391G	-48.59	2.39816G	-46.43	2.48394G	-44.19	16.51512G	-41.31	1
2.442G	12.38	-17.62	938.99M	-48.82	2.39966G	-48.34	2.48382G	-43.05	15.11034G	-42.24	2
2.442G	12.38	-17.62	1.97642G	-48.97	2.39666G	-47.66	2.48388G	-43.27	16.74551G	-42.29	3
2.442G	12.38	-17.62	814.63M	-48.95	2.3964G	-47.56	2.48416G	-44.18	24.4409G	-42.52	4

VHT40-BF_Nss2,(MCS0)_4TX **CSE NdB**

2422MHz

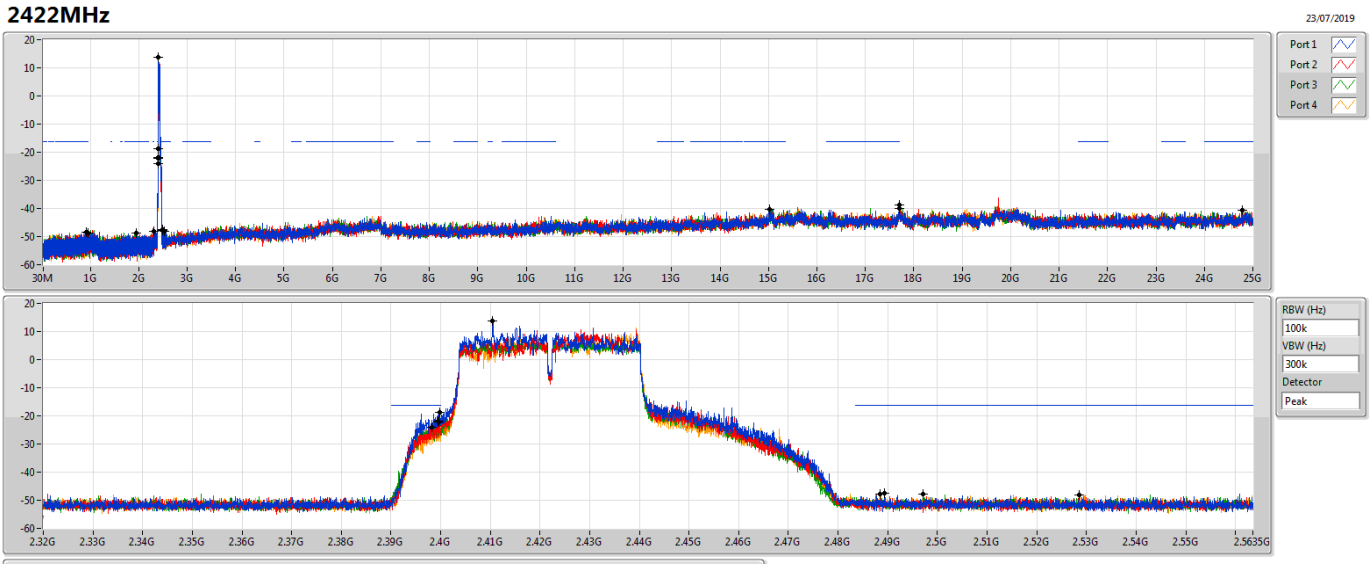

Ref(Hz)	Ref(dBm)	Limit(dBm)	Freq(Hz)	Level(dBm)	Freq(Hz)	Level(dBm)	Freq(Hz)	Level(dBm)	Freq(Hz)	Level(dBm)	Port
2.41048G	13.71	-16.29	919.09M	-48.58	2.3998G	-18.84	2.48942G	-47.56	17.69972G	-39.99	1
2.41048G	13.71	-16.29	952.01M	-48.64	2.39944G	-21.81	2.52846G	-48.11	24.78405G	-40.50	2
2.41048G	13.71	-16.29	2.30569G	-48.04	2.39968G	-22.09	2.49706G	-47.85	17.69411G	-38.81	3
2.41048G	13.71	-16.29	1.95246G	-48.77	2.39828G	-24.18	2.48842G	-47.96	15.02417G	-40.40	4

VHT40-BF_Nss2,(MCS0)_4TX **CSE NdB**

2437MHz

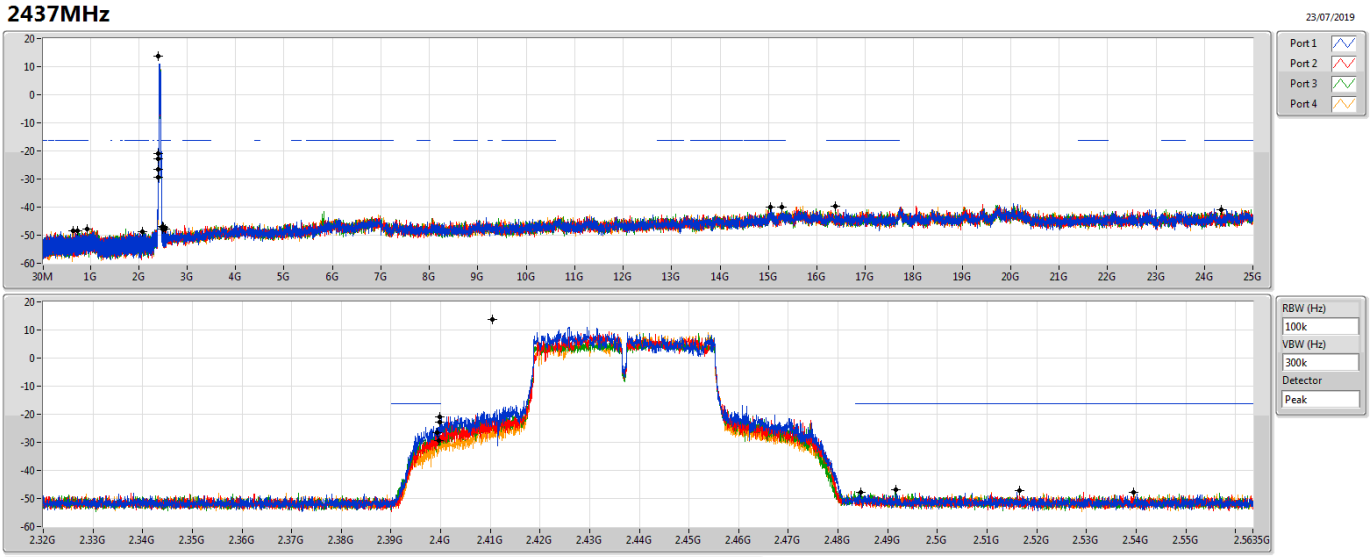

Ref(Hz)	Ref(dBm)	Limit(dBm)	Freq(Hz)	Level(dBm)	Freq(Hz)	Level(dBm)	Freq(Hz)	Level(dBm)	Freq(Hz)	Level(dBm)	Port
2.41048G	13.71	-16.29	742.76M	-48.53	2.3998G	-21.00	2.48454G	-47.79	15.04941G	-40.07	1
2.41048G	13.71	-16.29	2.07554G	-48.64	2.39928G	-26.56	2.5395G	-47.87	24.35215G	-40.98	2
2.41048G	13.71	-16.29	939.13M	-47.79	2.3998G	-22.77	2.49158G	-46.95	16.38438G	-39.64	3
2.41048G	13.71	-16.29	650.3M	-48.44	2.39964G	-29.36	2.51658G	-47.24	15.26817G	-39.93	4

VHT40-BF_Nss2,(MCS0)_4TX **CSE NdB**

2452MHz

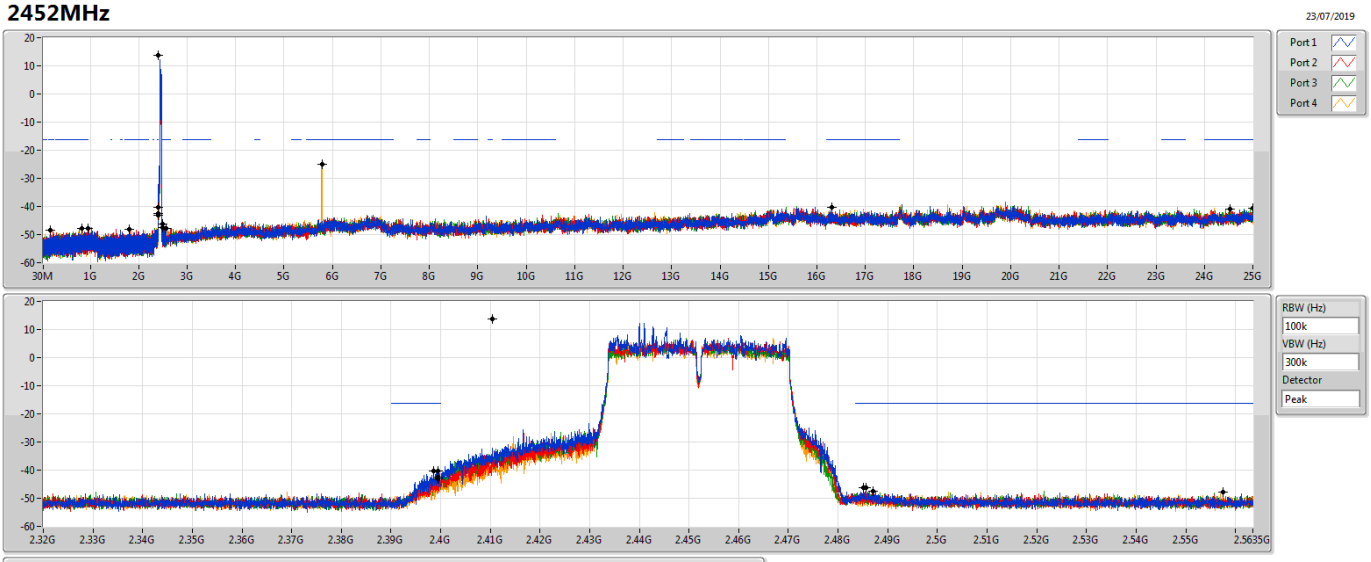

Ref(Hz)	Ref(dBm)	Limit(dBm)	Freq(Hz)	Level(dBm)	Freq(Hz)	Level(dBm)	Freq(Hz)	Level(dBm)	Freq(Hz)	Level(dBm)	Port
2.41048G	13.71	-16.29	169.98M	-48.43	2.3986G	-40.44	2.48698G	-47.65	24.99439G	-40.68	1
2.41048G	13.71	-16.29	948M	-47.93	2.39948G	-40.30	2.4857G	-46.14	16.31147G	-40.24	2
2.41048G	13.71	-16.29	1.81019G	-48.14	2.39944G	-43.06	2.4851G	-46.31	24.52883G	-40.97	3
2.41048G	13.71	-16.29	821.2M	-47.69	2.3994G	-42.42	2.55758G	-47.75	5.78033G	-25.13	4

802.11ax HEW20-BF_Nss2,(MCS0)_4TX **CSE NdB**

2412MHz

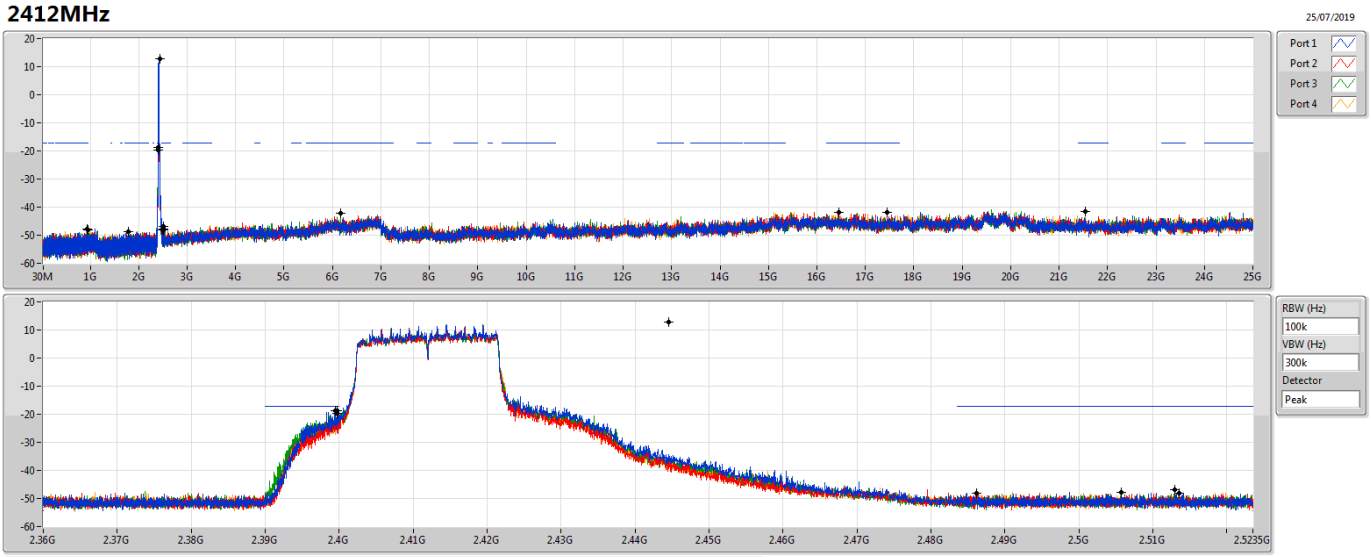

Ref(Hz)	Ref(dBm)	Limit(dBm)	Freq(Hz)	Level(dBm)	Freq(Hz)	Level(dBm)	Freq(Hz)	Level(dBm)	Freq(Hz)	Level(dBm)	Port
2.44451G	12.73	-17.27	1.78653G	-48.78	2.39946G	-18.70	2.51298G	-46.97	16.4505G	-41.88	1
2.44451G	12.73	-17.27	959.09M	-48.22	2.3997G	-19.65	2.48616G	-48.01	17.4479G	-41.97	2
2.44451G	12.73	-17.27	955.59M	-48.24	2.3997G	-18.74	2.51356G	-48.09	6.16469G	-42.17	3
2.44451G	12.73	-17.27	941.32M	-47.84	2.3997G	-18.86	2.5057G	-47.85	21.533G	-41.46	4

802.11ax HEW20-BF_Nss2,(MCS0)_4TX **CSE NdB**

2437MHz

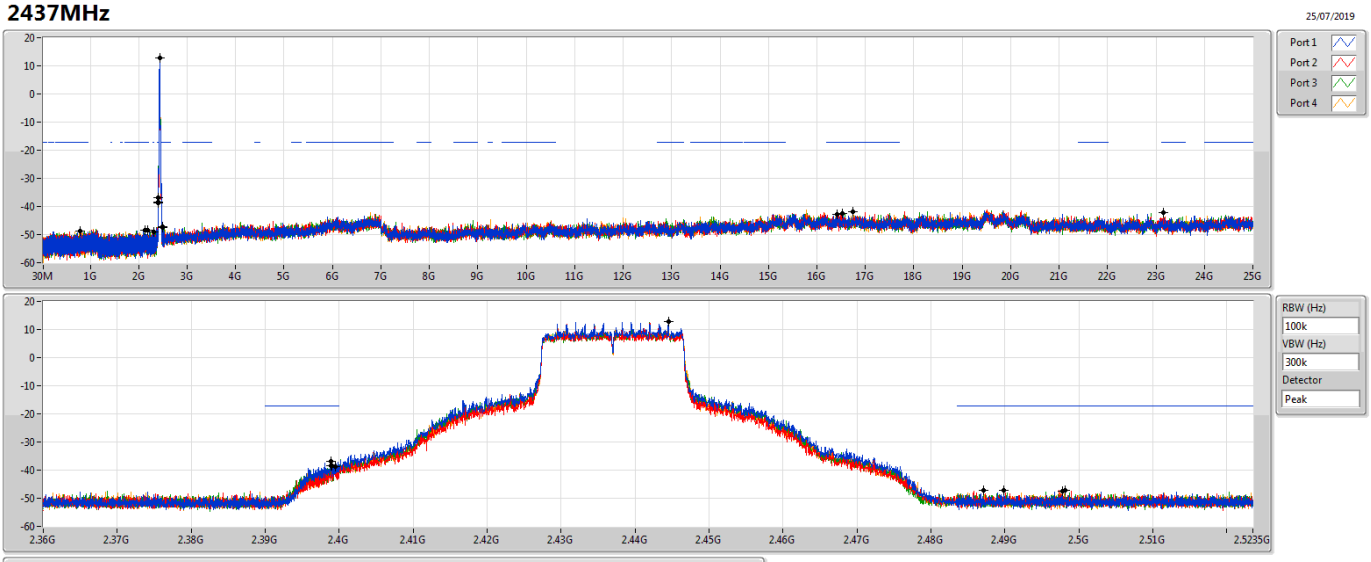

Ref(Hz)	Ref(dBm)	Limit(dBm)	Freq(Hz)	Level(dBm)	Freq(Hz)	Level(dBm)	Freq(Hz)	Level(dBm)	Freq(Hz)	Level(dBm)	Port
2.44451G	12.73	-17.27	2.13312G	-48.53	2.39894G	-36.88	2.4978G	-47.40	16.42241G	-42.80	1
2.44451G	12.73	-17.27	2.18787G	-48.38	2.39946G	-38.62	2.48982G	-47.19	23.15412G	-42.06	2
2.44451G	12.73	-17.27	795.7M	-48.78	2.39898G	-38.40	2.48708G	-47.21	16.52636G	-42.60	3
2.44451G	12.73	-17.27	2.30874G	-48.92	2.39894G	-38.59	2.4981G	-47.30	16.7427G	-41.99	4