Mode	8	
	Band Edge - R	
	2400-2483.5_802.11g_CH6_2437MHz	
ANT	DB 1+2+3+4 (CDD)	
Pol.	Horizontal	Fundamental
Peak	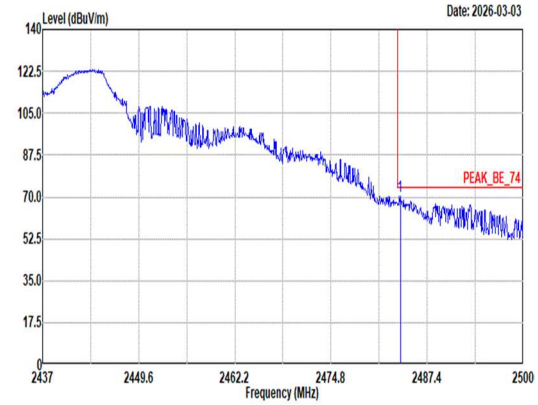 Site : 03CH22-HY Condition: PEAK_BE_74 3m DRH18-E_LE2C04A18EN_250520 HORIZONTAL : RBW:1000.000kHz VBW:3000.000kHz SWT:Auto Limit Read Ant Cable Preamp Aux APos TPos Freq Level Line Margin Level Factor Loss Factor Factor Remark MHz dBuV/m dBuV/m dB dBuV dB/m dB dB dB cm deg 1 2483.87 70.42 74.00 -3.58 58.60 26.74 8.18 32.64 9.54 200 95 Peak	Blank
Avg	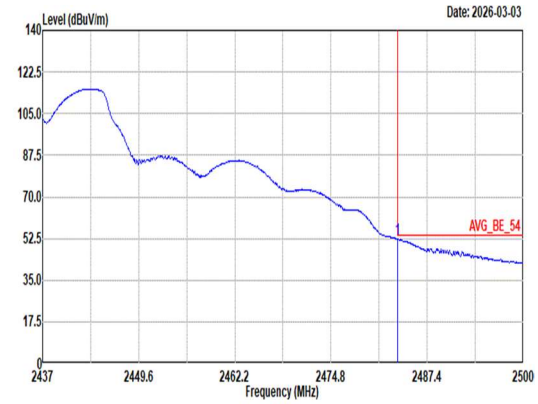 Site : 03CH22-HY Condition: AVG_BE_54 3m DRH18-E_LE2C04A18EN_250520 HORIZONTAL : RBW:1000.000kHz VBW:0.510kHz SWT:Auto Limit Read Ant Cable Preamp Aux APos TPos Freq Level Line Margin Level Factor Loss Factor Factor Remark MHz dBuV/m dBuV/m dB dBuV dB/m dB dB dB cm deg 1 2483.56 52.17 54.00 -1.83 40.35 26.74 8.18 32.64 9.54 200 95 Average	Blank

Mode	8	
	Band Edge - L	
	2400-2483.5_802.11g_CH6_2437MHz	
ANT	DB 1+2+3+4 (CDD)	
Pol.	Vertical	Fundamental
Peak	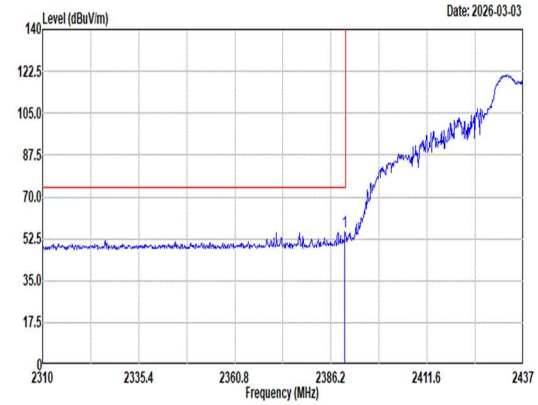 Site : 03CH22-HY Condition: PEAK_BE_74 3m DRH18-E_LE2C04A18EN_250520 VERTICAL : RBW:1000.000kHz VBW:3000.000kHz SWT:Auto 1 2389.88 55.66 74.00 -18.34 44.05 26.60 8.06 32.58 9.53 200 97 Peak	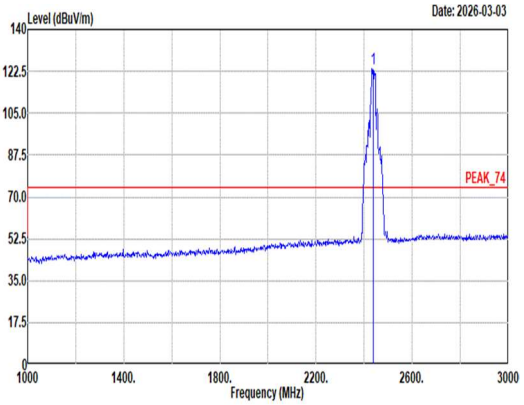 Site : 03CH22-HY Condition: PEAK_74 3m DRH18-E_LE2C04A18EN_250520 VERTICAL : RBW:1000.000kHz VBW:3000.000kHz SWT:Auto 1 2437.00 123.60 ------ ------ 111.94 26.62 8.12 32.61 9.53 200 97 Peak
Avg	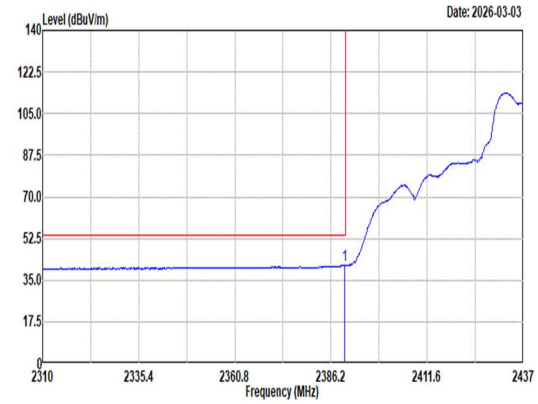 Site : 03CH22-HY Condition: AVG_BE_54 3m DRH18-E_LE2C04A18EN_250520 VERTICAL : RBW:1000.000kHz VBW:0.510kHz SWT:Auto 1 2389.88 41.13 54.00 -12.87 29.52 26.60 8.06 32.58 9.53 200 97 Average	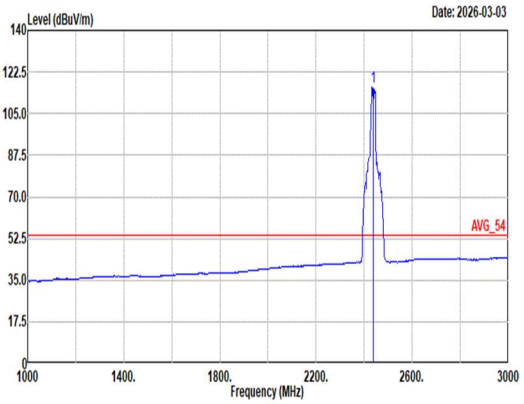 Site : 03CH22-HY Condition: AVG_54 3m DRH18-E_LE2C04A18EN_250520 VERTICAL : RBW:1000.000kHz VBW:0.510kHz SWT:Auto 1 2437.00 116.04 ------ ------ 104.38 26.62 8.12 32.61 9.53 200 97 Average

Mode	8	
	Band Edge - R	
	2400-2483.5_802.11g_CH6_2437MHz	
ANT	DB 1+2+3+4 (CDD)	
Pol.	Vertical	Fundamental
Peak	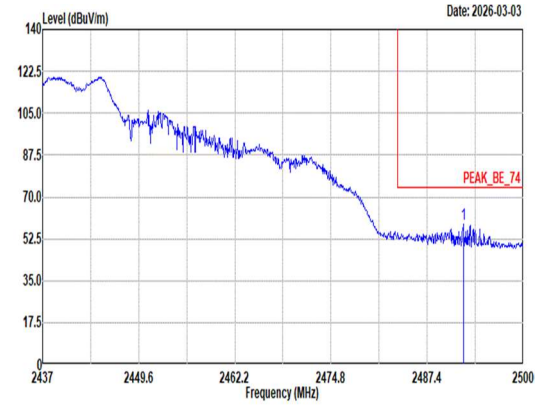 Site : 03CH22-HY Condition: PEAK_BE_74 3m DRH18-E_LE2C04A18EN_250520 VERTICAL : RBW:1000.000kHz VBW:3000.000kHz SWT:Auto Freq Level Limit Line Margin Read Level Ant Factor Cable Loss Preamp Factor Aux Factor APos TPos Remark MHz dBuV/m dBuV/m dB dBuV dB/m dB dB dB cm deg 1 2492.13 58.63 74.00 -15.37 46.74 26.80 8.19 32.64 9.54 200 97 Peak	Blank
Avg	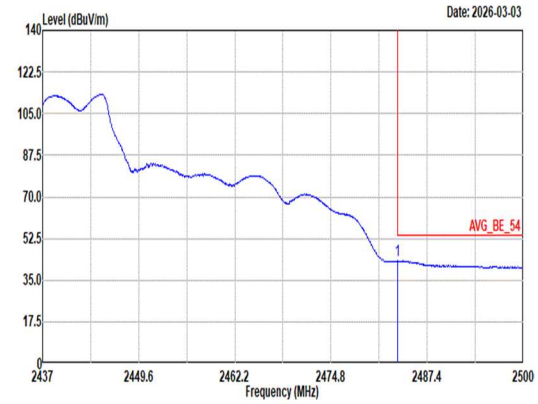 Site : 03CH22-HY Condition: AVG_BE_54 3m DRH18-E_LE2C04A18EN_250520 VERTICAL : RBW:1000.000kHz VBW:0.510kHz SWT:Auto Freq Level Limit Line Margin Read Level Ant Factor Cable Loss Preamp Factor Aux Factor APos TPos Remark MHz dBuV/m dBuV/m dB dBuV dB/m dB dB dB cm deg 1 2483.56 43.09 54.00 -10.91 31.27 26.74 8.18 32.64 9.54 200 97 Average	Blank

Mode	8	
	Harmonic	
	2400-2483.5_802.11g_CH6_2437MHz	
ANT	DB 1+2+3+4 (CDD)	
Pol.	Horizontal	Vertical
Peak Avg	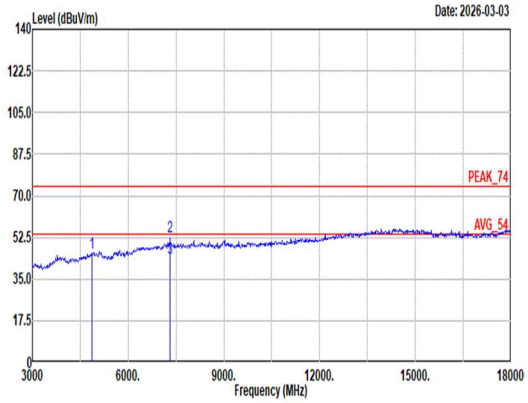 Site : 03CH22-HY Condition: PEAK_74 3m DRH18-E_LE2C04A18EN_250520 HORIZONTAL Freq Level Limit Line Margin Read Level Ant Factor Cable Loss Preamp Factor Aux Factor APos TPos Remark MHz dBuV/m dBuV/m dB dBuV dB/m dB dB dB cm deg 1 4874.00 45.81 74.00 -28.19 34.17 32.30 11.60 33.55 1.29 -- -- Peak 2 7311.00 52.87 74.00 -21.13 36.34 37.20 14.28 36.03 1.08 198 30 Peak 3 7311.00 43.73 54.00 -10.27 27.20 37.20 14.28 36.03 1.08 198 30 Average	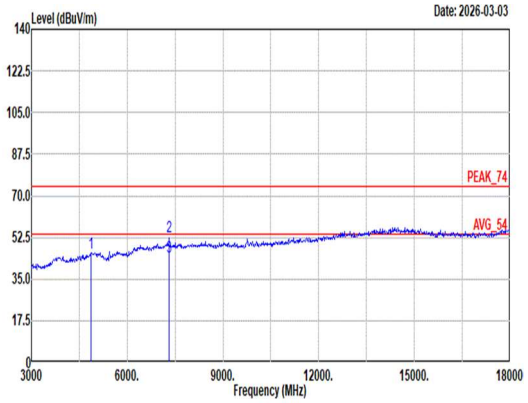 Site : 03CH22-HY Condition: PEAK_74 3m DRH18-E_LE2C04A18EN_250520 VERTICAL Freq Level Limit Line Margin Read Level Ant Factor Cable Loss Preamp Factor Aux Factor APos TPos Remark MHz dBuV/m dBuV/m dB dBuV dB/m dB dB dB cm deg 1 4874.00 46.15 74.00 -27.85 34.51 32.30 11.60 33.55 1.29 -- -- Peak 2 7311.00 53.01 74.00 -20.99 36.48 37.20 14.28 36.03 1.08 301 101 Peak 3 7311.00 44.21 54.00 -9.79 27.68 37.20 14.28 36.03 1.08 301 101 Average

Mode	8	
	Harmonic	
	2400-2483.5_802.11g_CH6_2437MHz	
ANT	DB 1+2+3+4 (CDD)	
Pol.	Horizontal	Vertical
10.6G ~18G Avg	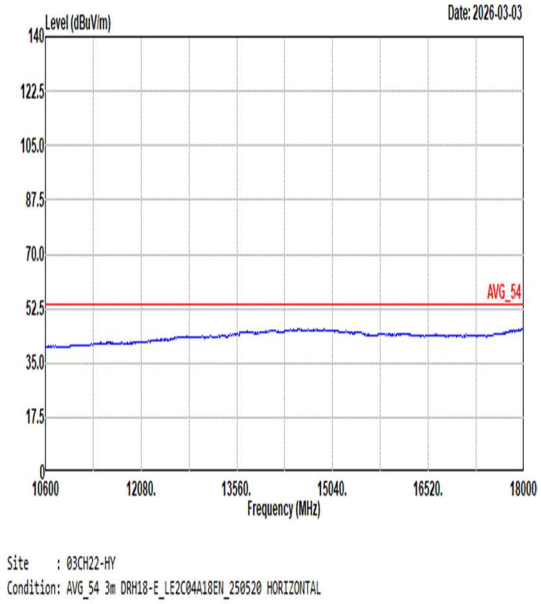	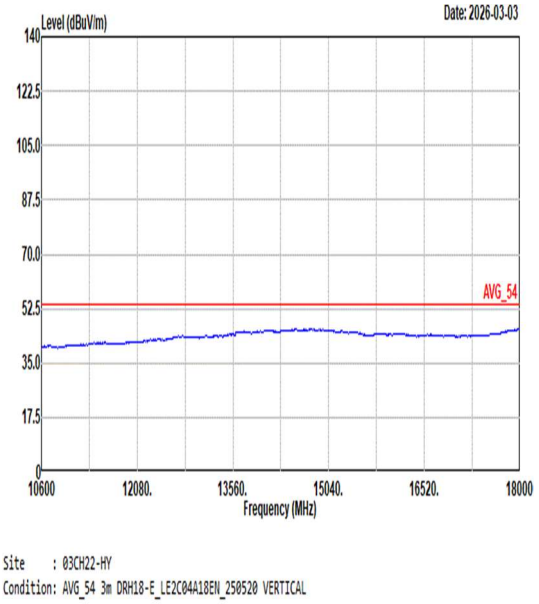

Mode	9	
	Band Edge	
	2400-2483.5_802.11g_CH10_2457MHz	
ANT	DB 1+2+3+4 (CDD)	
Pol.	Horizontal	Fundamental
Peak	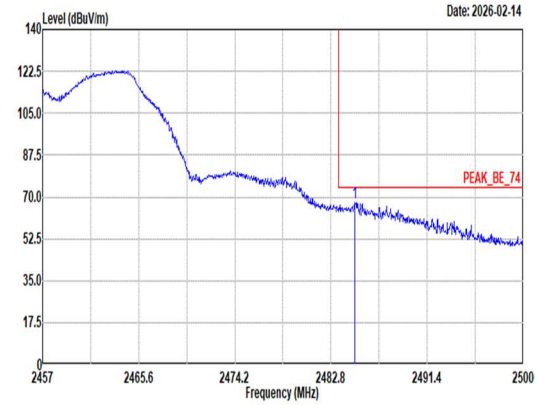 Site : 03CH22-HY Condition: PEAK_BE_74 3m DRH18-E_LE2C04A18EN_250520 HORIZONTAL : RBW:1000.000kHz VBW:3000.000kHz SWT:Auto Freq Level Limit Line Margin Read Level Ant Factor Cable Loss Preamp Factor Aux Factor APos TPos Remark MHz dBuV/m dBuV/m dB dBuV dB/m dB dB dB cm deg 1 2484.95 67.69 74.00 -6.31 55.86 26.75 8.18 32.64 9.54 128 88 Peak	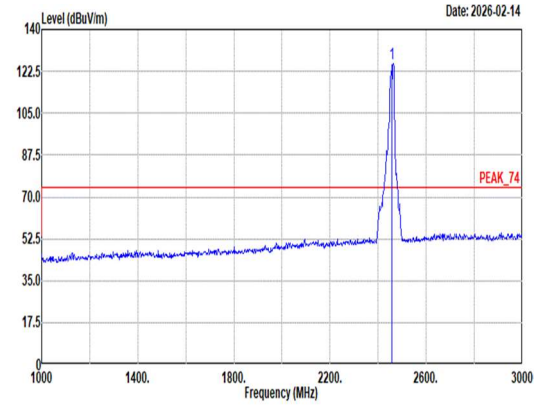 Site : 03CH22-HY Condition: PEAK_74 3m DRH18-E_LE2C04A18EN_250520 HORIZONTAL : RBW:1000.000kHz VBW:3000.000kHz SWT:Auto Freq Level Limit Line Margin Read Level Ant Factor Cable Loss Preamp Factor Aux Factor APos TPos Remark MHz dBuV/m dBuV/m dB dBuV dB/m dB dB dB cm deg 1 2457.00 125.72 ------ ------ 113.99 26.66 8.16 32.63 9.54 128 88 Peak
Avg	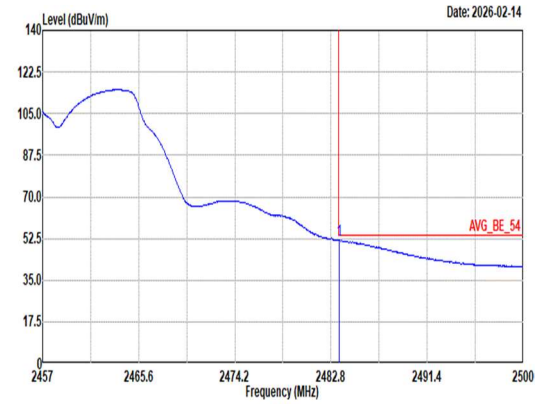 Site : 03CH22-HY Condition: AVG_BE_54 3m DRH18-E_LE2C04A18EN_250520 HORIZONTAL : RBW:1000.000kHz VBW:0.510kHz SWT:Auto Freq Level Limit Line Margin Read Level Ant Factor Cable Loss Preamp Factor Aux Factor APos TPos Remark MHz dBuV/m dBuV/m dB dBuV dB/m dB dB dB cm deg 1 2483.53 51.62 54.00 -2.38 39.80 26.74 8.18 32.64 9.54 128 88 Average	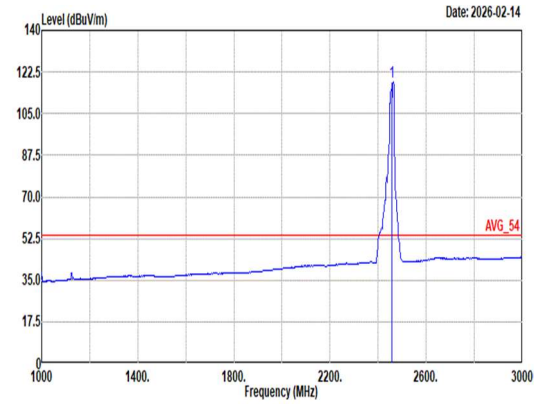 Site : 03CH22-HY Condition: AVG_54 3m DRH18-E_LE2C04A18EN_250520 HORIZONTAL : RBW:1000.000kHz VBW:0.510kHz SWT:Auto Freq Level Limit Line Margin Read Level Ant Factor Cable Loss Preamp Factor Aux Factor APos TPos Remark MHz dBuV/m dBuV/m dB dBuV dB/m dB dB dB cm deg 1 2457.00 118.30 ------ ------ 106.57 26.66 8.16 32.63 9.54 128 88 Average

Mode	9	
	Band Edge	
	2400-2483.5_802.11g_CH10_2457MHz	
ANT	DB 1+2+3+4 (CDD)	
Pol.	Vertical	Fundamental
Peak	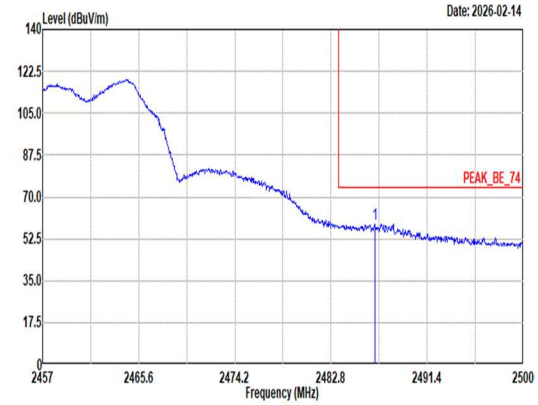 Site : 03CH22-HY Condition: PEAK_BE_74 3m DRH18-E_LE2C04A18EN_250520 VERTICAL : RBW:1000.000kHz VBW:3000.000kHz SWT:Auto Freq Level Limit Line Margin Read Level Ant Factor Cable Loss Preamp Factor Aux Factor APos TPos Remark MHz dBuV/m dBuV/m dB dBuV dB/m dB dB dB cm deg 1 2486.76 58.77 74.00 -15.23 46.92 26.77 8.18 32.64 9.54 300 95 Peak	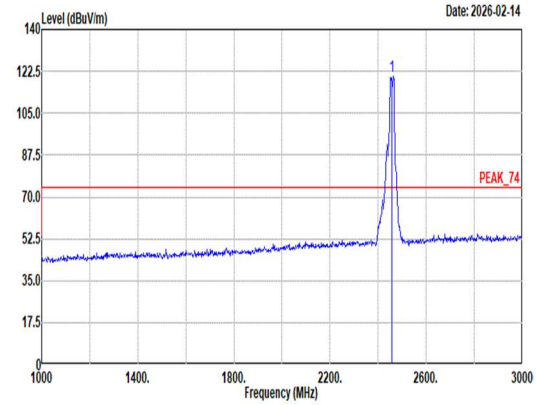 Site : 03CH22-HY Condition: PEAK_74 3m DRH18-E_LE2C04A18EN_250520 VERTICAL : RBW:1000.000kHz VBW:3000.000kHz SWT:Auto Freq Level Limit Line Margin Read Level Ant Factor Cable Loss Preamp Factor Aux Factor APos TPos Remark MHz dBuV/m dBuV/m dB dBuV dB/m dB dB dB cm deg 1 2457.00 120.42 ------ ------ 108.69 26.66 8.16 32.63 9.54 300 95 Peak
Avg	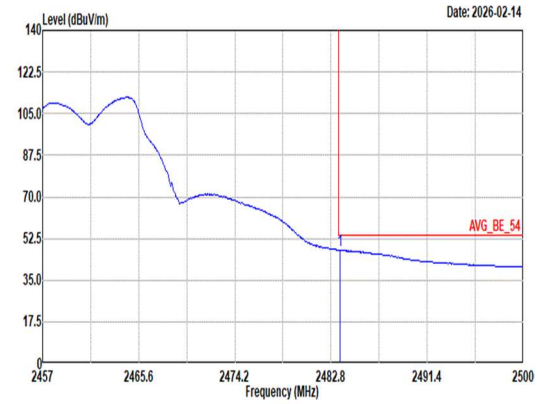 Site : 03CH22-HY Condition: AVG_BE_54 3m DRH18-E_LE2C04A18EN_250520 VERTICAL : RBW:1000.000kHz VBW:0.510kHz SWT:Auto Freq Level Limit Line Margin Read Level Ant Factor Cable Loss Preamp Factor Aux Factor APos TPos Remark MHz dBuV/m dBuV/m dB dBuV dB/m dB dB dB cm deg 1 2483.62 47.64 54.00 -6.36 35.82 26.74 8.18 32.64 9.54 300 95 Average	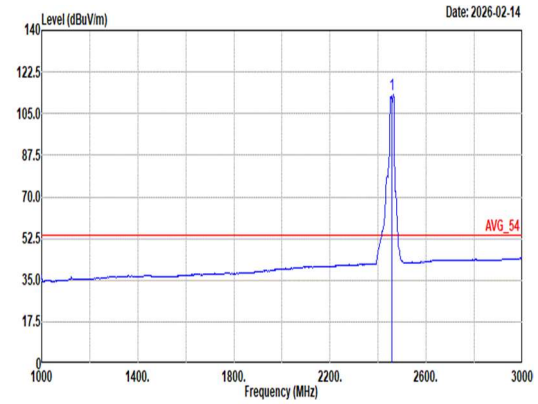 Site : 03CH22-HY Condition: AVG_54 3m DRH18-E_LE2C04A18EN_250520 VERTICAL : RBW:1000.000kHz VBW:0.510kHz SWT:Auto Freq Level Limit Line Margin Read Level Ant Factor Cable Loss Preamp Factor Aux Factor APos TPos Remark MHz dBuV/m dBuV/m dB dBuV dB/m dB dB dB cm deg 1 2457.00 113.17 ------ ------ 101.44 26.66 8.16 32.63 9.54 300 95 Average

Mode	10	
	Band Edge	
	2400-2483.5_802.11g_CH11_2462MHz	
ANT	DB 1+2+3+4 (CDD)	
Pol.	Horizontal	Fundamental
Peak	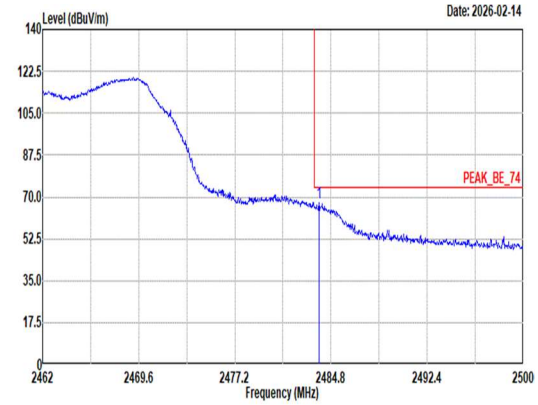 Site : 03CH22-HY Condition: PEAK_BE_74 3m DRH18-E_LE2C04A18EN_250520 HORIZONTAL : RBW:1000.000kHz VBW:3000.000kHz SWT:Auto Freq Level Limit Line Margin Read Level Ant Factor Cable Loss Preamp Factor Aux Factor APos TPos Remark MHz dBuV/m dBuV/m dB dBuV dB/m dB dB dB cm deg 1 2483.85 67.74 74.00 -6.26 55.92 26.74 8.18 32.64 9.54 104 80 Peak	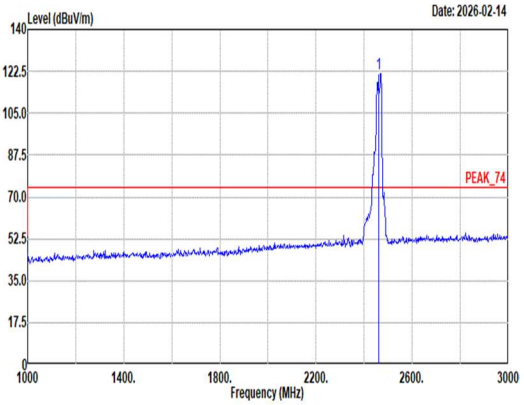 Site : 03CH22-HY Condition: PEAK_74 3m DRH18-E_LE2C04A18EN_250520 HORIZONTAL : RBW:1000.000kHz VBW:3000.000kHz SWT:Auto Freq Level Limit Line Margin Read Level Ant Factor Cable Loss Preamp Factor Aux Factor APos TPos Remark MHz dBuV/m dBuV/m dB dBuV dB/m dB dB dB cm deg 1 2462.00 121.75 ------ ------ 110.08 26.60 8.16 32.63 9.54 104 80 Peak
Avg	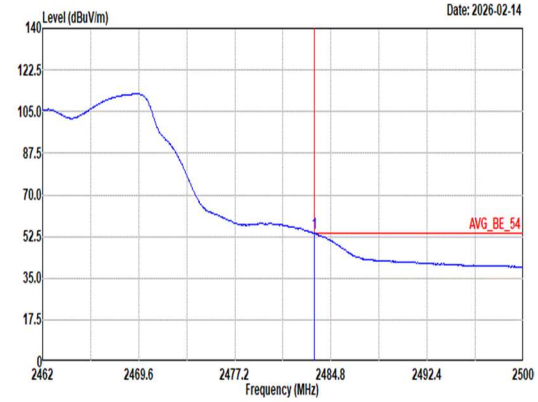 Site : 03CH22-HY Condition: AVG_BE_54 3m DRH18-E_LE2C04A18EN_250520 HORIZONTAL : RBW:1000.000kHz VBW:0.510kHz SWT:Auto Freq Level Limit Line Margin Read Level Ant Factor Cable Loss Preamp Factor Aux Factor APos TPos Remark MHz dBuV/m dBuV/m dB dBuV dB/m dB dB dB cm deg 1 2483.51 53.83 54.00 -0.17 42.01 26.74 8.18 32.64 9.54 104 80 Average	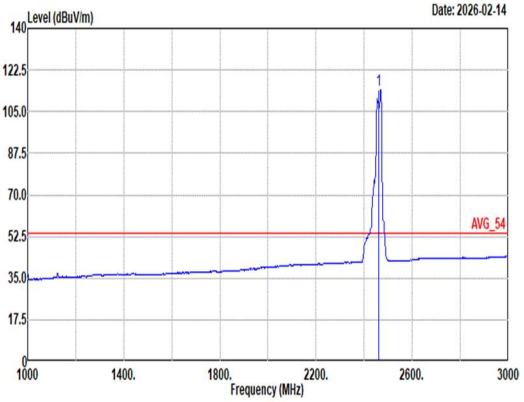 Site : 03CH22-HY Condition: AVG_54 3m DRH18-E_LE2C04A18EN_250520 HORIZONTAL : RBW:1000.000kHz VBW:0.510kHz SWT:Auto Freq Level Limit Line Margin Read Level Ant Factor Cable Loss Preamp Factor Aux Factor APos TPos Remark MHz dBuV/m dBuV/m dB dBuV dB/m dB dB dB cm deg 1 2462.00 114.11 ------ ------ 102.44 26.60 8.16 32.63 9.54 104 80 Average

Mode	10	
	Band Edge	
	2400-2483.5_802.11g_CH11_2462MHz	
ANT	DB 1+2+3+4 (CDD)	
Pol.	Vertical	Fundamental
Peak	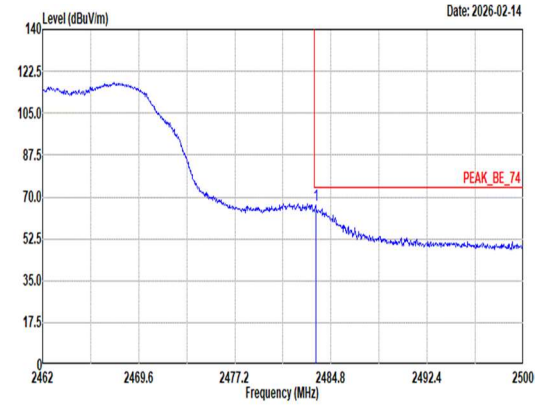 Site : 03CH22-HY Condition: PEAK_BE_74 3m DRH18-E_LE2C04A18EN_250520 VERTICAL : RBW:1000.000kHz VBW:3000.000kHz SWT:Auto Freq Level Limit Line Margin Read Level Ant Factor Cable Loss Preamp Factor Aux Factor APos TPos Remark MHz dBuV/m dBuV/m dB dBuV dB/m dB dB dB cm deg 1 2483.58 66.37 74.00 -7.63 54.55 26.74 8.18 32.64 9.54 201 129 Peak	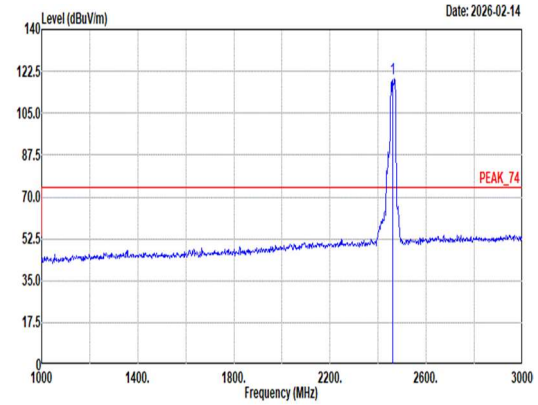 Site : 03CH22-HY Condition: PEAK_74 3m DRH18-E_LE2C04A18EN_250520 VERTICAL : RBW:1000.000kHz VBW:3000.000kHz SWT:Auto Freq Level Limit Line Margin Read Level Ant Factor Cable Loss Preamp Factor Aux Factor APos TPos Remark MHz dBuV/m dBuV/m dB dBuV dB/m dB dB dB cm deg 1 2462.00 119.37 ------ ------ 107.68 26.62 8.16 32.63 9.54 201 129 Peak
Avg	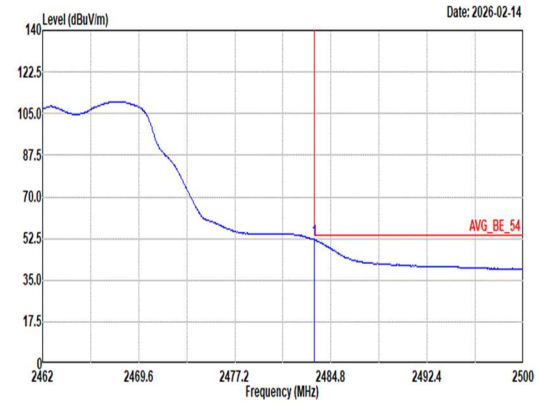 Site : 03CH22-HY Condition: AVG_BE_54 3m DRH18-E_LE2C04A18EN_250520 VERTICAL : RBW:1000.000kHz VBW:0.510kHz SWT:Auto Freq Level Limit Line Margin Read Level Ant Factor Cable Loss Preamp Factor Aux Factor APos TPos Remark MHz dBuV/m dBuV/m dB dBuV dB/m dB dB dB cm deg 1 2483.51 51.90 54.00 -2.10 40.08 26.74 8.18 32.64 9.54 201 129 Average	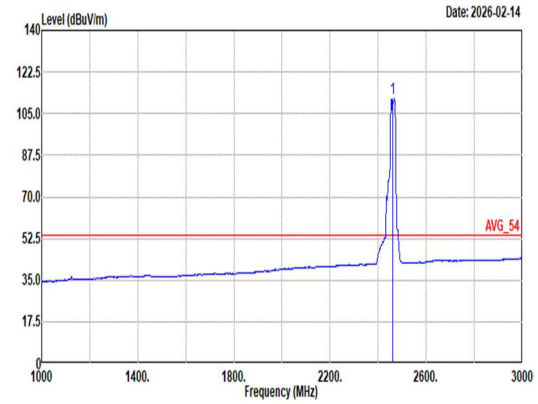 Site : 03CH22-HY Condition: AVG_54 3m DRH18-E_LE2C04A18EN_250520 VERTICAL : RBW:1000.000kHz VBW:0.510kHz SWT:Auto Freq Level Limit Line Margin Read Level Ant Factor Cable Loss Preamp Factor Aux Factor APos TPos Remark MHz dBuV/m dBuV/m dB dBuV dB/m dB dB dB cm deg 1 2462.00 111.58 ------ ------ 99.89 26.62 8.16 32.63 9.54 201 129 Average

Mode	10	
	Harmonic	
	2400-2483.5_802.11g_CH11_2462MHz	
ANT	DB 1+2+3+4 (CDD)	
Pol.	Horizontal	Vertical
Peak Avg	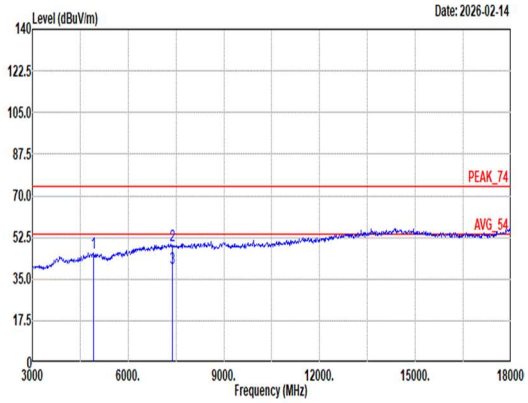 Site : 03CH22-HY Condition: PEAK_74 3m DRH18-E_LE2C04A18EN_250520 HORIZONTAL Freq Level Limit Line Margin Read Level Ant Factor Cable Loss Preamp Factor Aux Factor APos TPos Remark MHz dBuV/m dBuV/m dB dBuV dB/m dB dB dB cm deg 1 4924.00 45.72 74.00 -28.28 33.92 32.50 11.67 33.54 1.17 -- -- Peak 2 7386.00 49.23 74.00 -24.77 32.81 37.13 14.28 36.09 1.10 -- -- Peak 3 7386.00 39.38 54.00 -14.62 22.96 37.13 14.28 36.09 1.10 -- -- Average	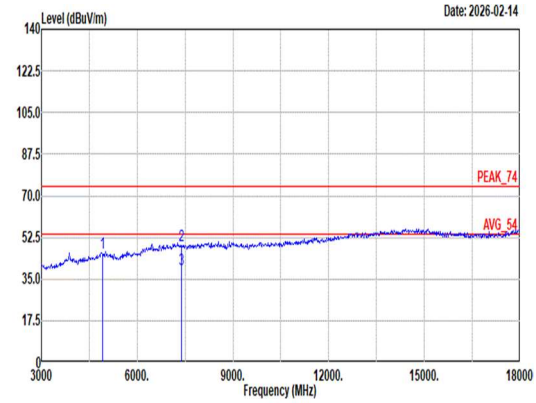 Site : 03CH22-HY Condition: PEAK_74 3m DRH18-E_LE2C04A18EN_250520 VERTICAL Freq Level Limit Line Margin Read Level Ant Factor Cable Loss Preamp Factor Aux Factor APos TPos Remark MHz dBuV/m dBuV/m dB dBuV dB/m dB dB dB cm deg 1 4924.00 45.75 74.00 -28.25 33.95 32.50 11.67 33.54 1.17 -- -- Peak 2 7386.00 49.05 74.00 -24.95 32.63 37.13 14.28 36.09 1.10 -- -- Peak 3 7386.00 39.33 54.00 -14.67 22.91 37.13 14.28 36.09 1.10 -- -- Average

Mode	10	
	Harmonic	
	2400-2483.5_802.11g_CH11_2462MHz	
ANT	DB 1+2+3+4 (CDD)	
Pol.	Horizontal	Vertical
10.6G ~18G Avg	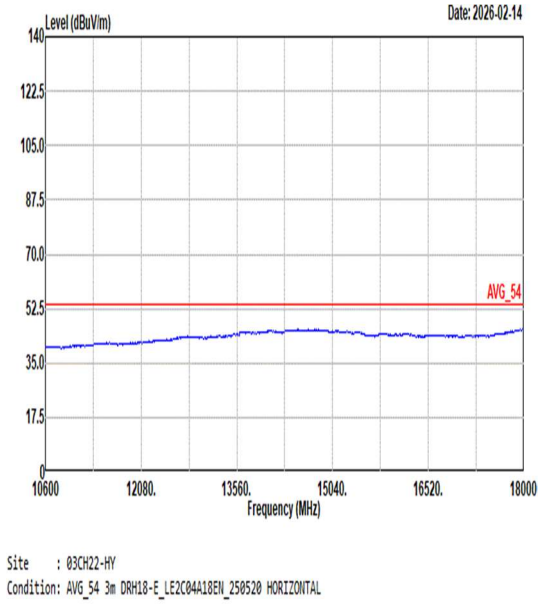	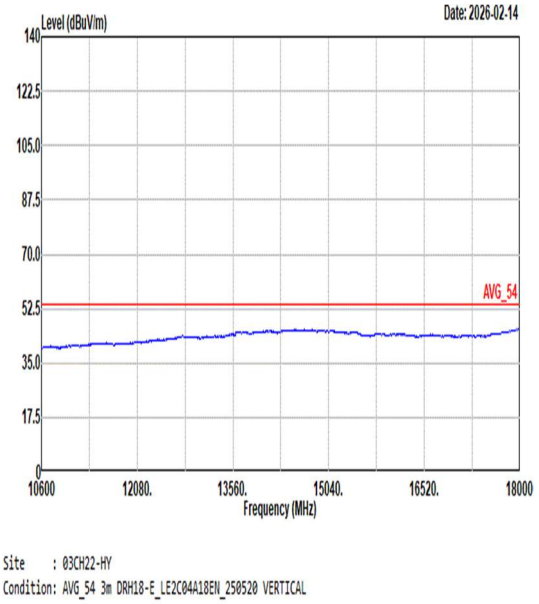

Mode	11	
	Band Edge	
	2400-2483.5_802.11be EHT20_CH1_Full RU_2412MHz	
ANT	DB 1+2+3+4 (CDD)	
Pol.	Horizontal	Fundamental
Peak	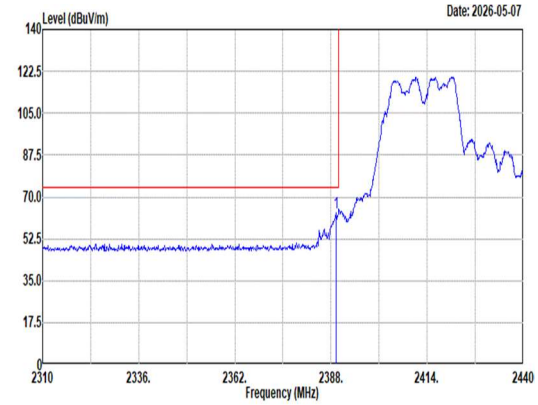 Site : 03CH22-HY Condition: PEAK_BE_74 3m DRH18-E_LE2C04A18EN_250520 HORIZONTAL : RBW:1000.000kHz VBW:3000.000kHz SWT:Auto 1 2389.30 63.26 74.00 -10.74 51.64 26.61 8.06 32.58 9.53 277 87 Peak	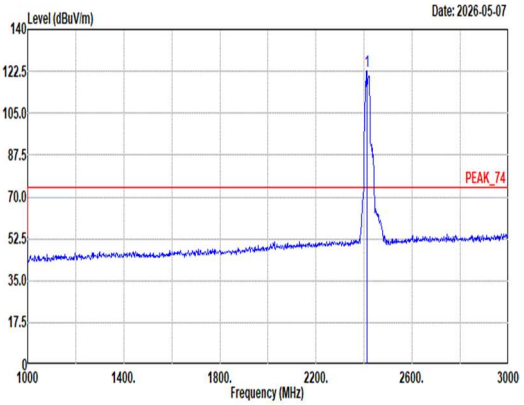 Site : 03CH22-HY Condition: PEAK_74 3m DRH18-E_LE2C04A18EN_250520 HORIZONTAL : RBW:1000.000kHz VBW:3000.000kHz SWT:Auto 1 2412.00 122.49 ------ ------ 110.66 26.80 8.09 32.59 9.53 277 87 Peak
Avg	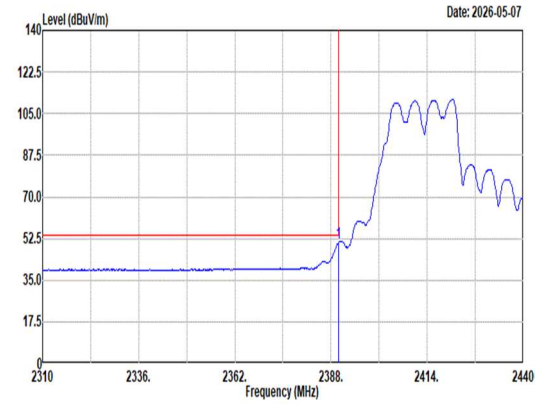 Site : 03CH22-HY Condition: AVG_BE_54 3m DRH18-E_LE2C04A18EN_250520 HORIZONTAL : RBW:1000.000kHz VBW:0.680kHz SWT:Auto 1 2389.95 50.64 54.00 -3.36 39.03 26.60 8.06 32.58 9.53 277 87 Average	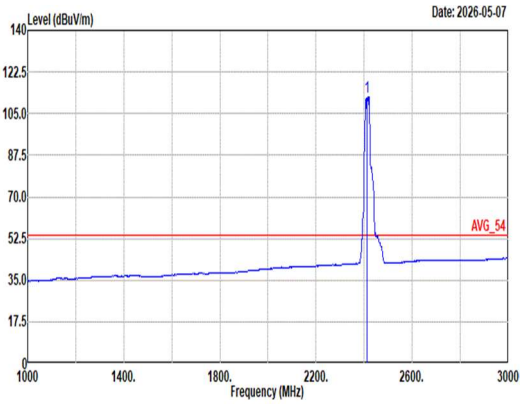 Site : 03CH22-HY Condition: AVG_54 3m DRH18-E_LE2C04A18EN_250520 HORIZONTAL : RBW:1000.000kHz VBW:0.680kHz SWT:Auto 1 2412.00 112.12 ------ ------ 100.29 26.80 8.10 32.60 9.53 277 87 Average

Mode	11	
	Band Edge	
	2400-2483.5_802.11be EHT20_CH1_Full RU_2412MHz	
ANT	DB 1+2+3+4 (CDD)	
Pol.	Vertical	Fundamental
Peak	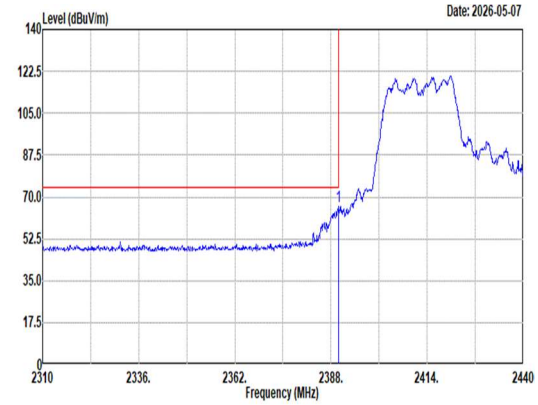 Site : 03CH22-HY Condition: PEAK_BE_74 3m DRH18-E_LE2C04A18EN_250520 VERTICAL : RBW:1000.000kHz VBW:3000.000kHz SWT:Auto 1 2389.95 66.24 74.00 -7.76 54.63 26.60 8.06 32.58 9.53 100 267 Peak	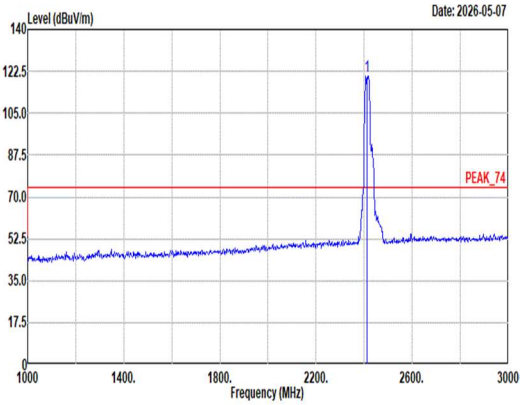 Site : 03CH22-HY Condition: PEAK_74 3m DRH18-E_LE2C04A18EN_250520 VERTICAL : RBW:1000.000kHz VBW:3000.000kHz SWT:Auto 1 2412.00 120.50 ------ ------ 108.67 26.80 8.10 32.60 9.53 100 267 Peak
Avg	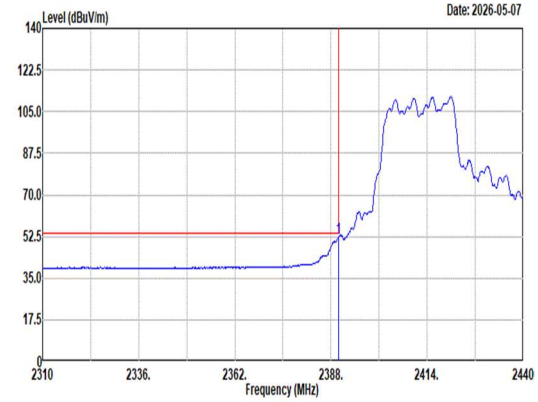 Site : 03CH22-HY Condition: AVG_BE_54 3m DRH18-E_LE2C04A18EN_250520 VERTICAL : RBW:1000.000kHz VBW:0.680kHz SWT:Auto 1 2389.95 51.89 54.00 -2.11 40.28 26.60 8.06 32.58 9.53 100 267 Average	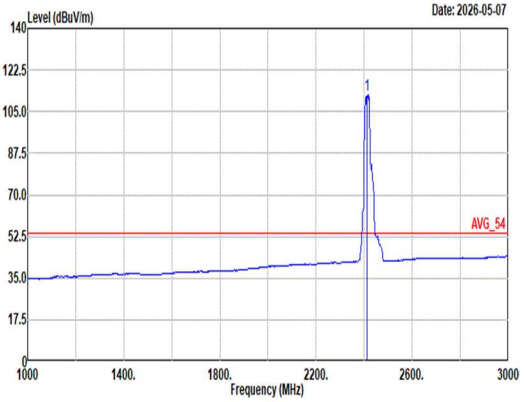 Site : 03CH22-HY Condition: AVG_54 3m DRH18-E_LE2C04A18EN_250520 VERTICAL : RBW:1000.000kHz VBW:0.680kHz SWT:Auto 1 2412.00 112.26 ------ ------ 100.43 26.80 8.10 32.60 9.53 100 267 Average

Mode	11	
	Harmonic	
	2400-2483.5_802.11be EHT20_CH1_Full RU_2412MHz	
ANT	DB 1+2+3+4 (CDD)	
Pol.	Horizontal	Vertical
Peak Avg	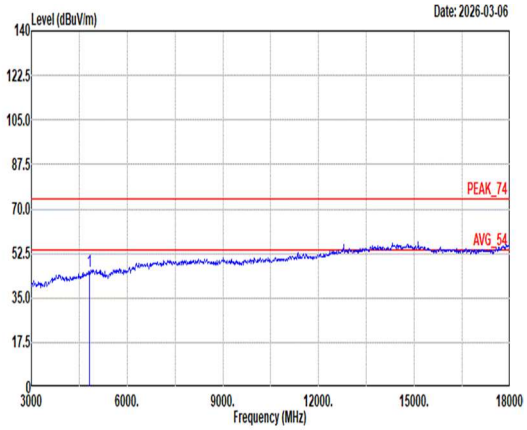 Site : 03CH22-HY Condition: PEAK_74 3m DRH18-E_LE2C04A18EN_250520 HORIZONTAL Freq Level Limit Line Margin Read Level Ant Factor Cable Loss Preamp Factor Aux Factor APos TPos Remark MHz dBuV/m dBuV/m dB dBuV dB/m dB dB dB cm deg 1 4824.00 45.66 74.00 -28.34 34.08 32.20 11.53 33.55 1.40 -- -- Peak	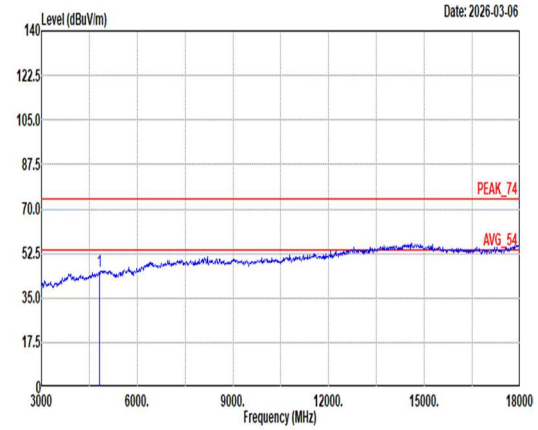 Site : 03CH22-HY Condition: PEAK_74 3m DRH18-E_LE2C04A18EN_250520 VERTICAL Freq Level Limit Line Margin Read Level Ant Factor Cable Loss Preamp Factor Aux Factor APos TPos Remark MHz dBuV/m dBuV/m dB dBuV dB/m dB dB dB cm deg 1 4824.00 45.19 74.00 -28.81 33.61 32.20 11.53 33.55 1.40 -- -- Peak

Mode	11	
	Harmonic	
	2400-2483.5_802.11be EHT20_CH1_Full RU_2412MHz	
ANT	DB 1+2+3+4 (CDD)	
Pol.	Horizontal	Vertical
10.6G ~18G Avg	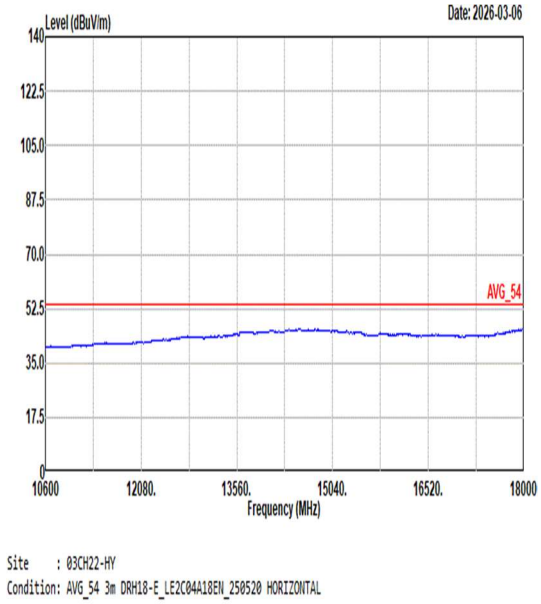	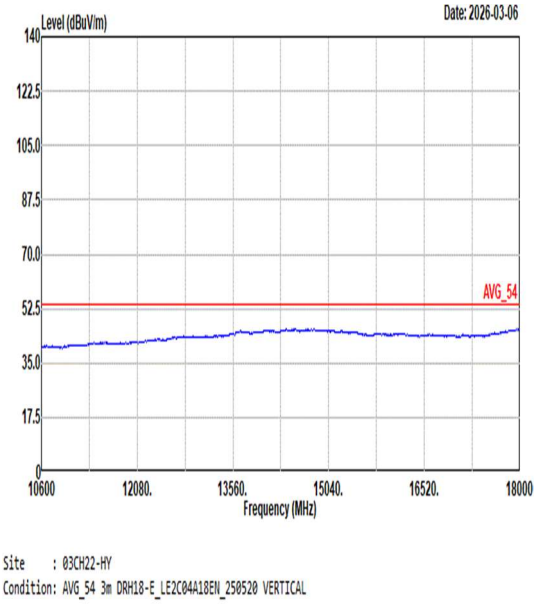

Mode	12	
	Band Edge	
	2400-2483.5_802.11be EHT20_CH2_Full RU_2417MHz	
ANT	DB 1+2+3+4 (CDD)	
Pol.	Horizontal	Fundamental
Peak	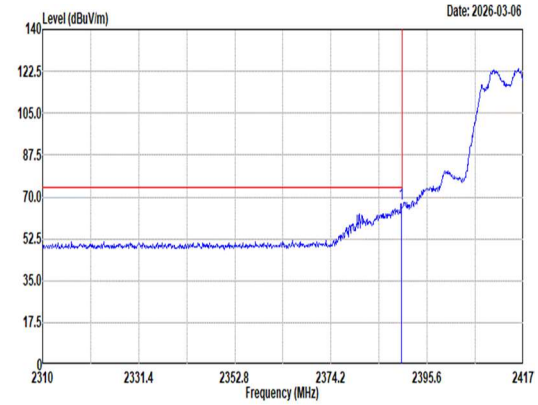 Site : 03CH22-HY Condition: PEAK_BE_74 3m DRH18-E_LE2C04A18EN_250520 HORIZONTAL : RBW:1000.000kHz VBW:3000.000kHz SWT:Auto Freq Level Limit Line Margin Read Level Ant Factor Cable Loss Preamp Factor Aux Factor APos TPos Remark MHz dBuV/m dBuV/m dB dBuV dB/m dB dB dB cm deg 1 2389.82 67.10 74.00 -6.90 55.49 26.60 8.06 32.58 9.53 207 83 Peak	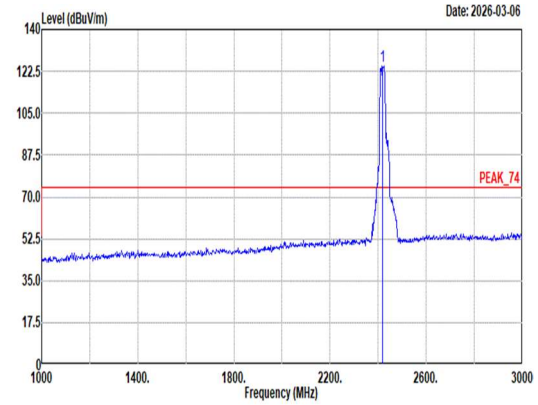 Site : 03CH22-HY Condition: PEAK_74 3m DRH18-E_LE2C04A18EN_250520 HORIZONTAL : RBW:1000.000kHz VBW:3000.000kHz SWT:Auto Freq Level Limit Line Margin Read Level Ant Factor Cable Loss Preamp Factor Aux Factor APos TPos Remark MHz dBuV/m dBuV/m dB dBuV dB/m dB dB dB cm deg 1 2417.00 124.53 ------ ------ 112.81 26.68 8.11 32.60 9.53 207 83 Peak
Avg	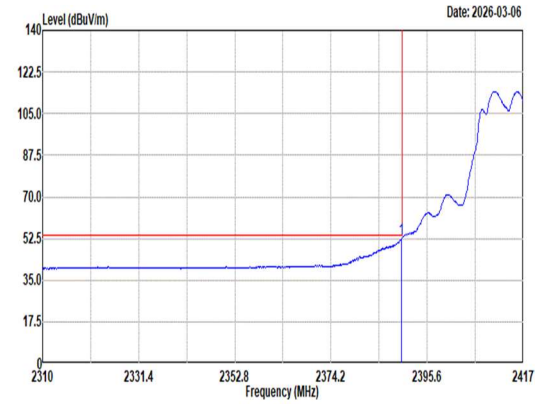 Site : 03CH22-HY Condition: AVG_BE_54 3m DRH18-E_LE2C04A18EN_250520 HORIZONTAL : RBW:1000.000kHz VBW:0.680kHz SWT:Auto Freq Level Limit Line Margin Read Level Ant Factor Cable Loss Preamp Factor Aux Factor APos TPos Remark MHz dBuV/m dBuV/m dB dBuV dB/m dB dB dB cm deg 1 2389.93 52.47 54.00 -1.53 40.86 26.60 8.06 32.58 9.53 207 83 Average	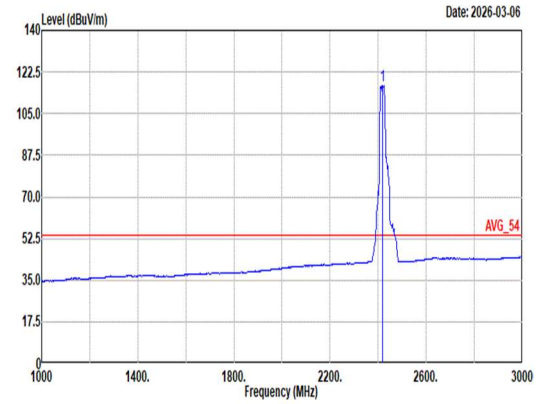 Site : 03CH22-HY Condition: AVG_54 3m DRH18-E_LE2C04A18EN_250520 HORIZONTAL : RBW:1000.000kHz VBW:0.680kHz SWT:Auto Freq Level Limit Line Margin Read Level Ant Factor Cable Loss Preamp Factor Aux Factor APos TPos Remark MHz dBuV/m dBuV/m dB dBuV dB/m dB dB dB cm deg 1 2417.00 116.86 ------ ------ 105.14 26.68 8.11 32.60 9.53 207 83 Average

Mode	12	
	Band Edge	
	2400-2483.5_802.11be EHT20_CH2_Full RU_2417MHz	
ANT	DB 1+2+3+4 (CDD)	
Pol.	Vertical	Fundamental
Peak	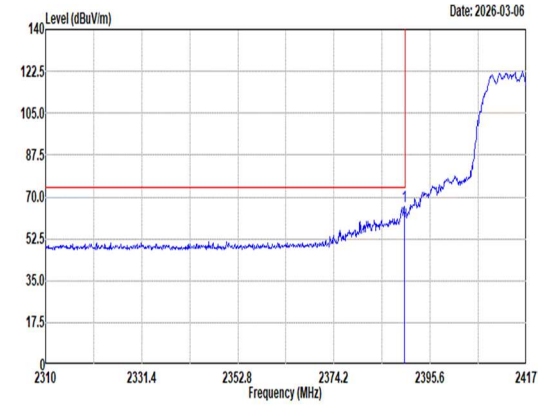 Site : 03CH22-HY Condition: PEAK_BE_74 3m DRH18-E_LE2C04A18EN_250520 VERTICAL : RBW:1000.000kHz VBW:3000.000kHz SWT:Auto 1 2389.82 65.83 74.00 -8.17 54.22 26.60 8.06 32.58 9.53 100 74 Peak	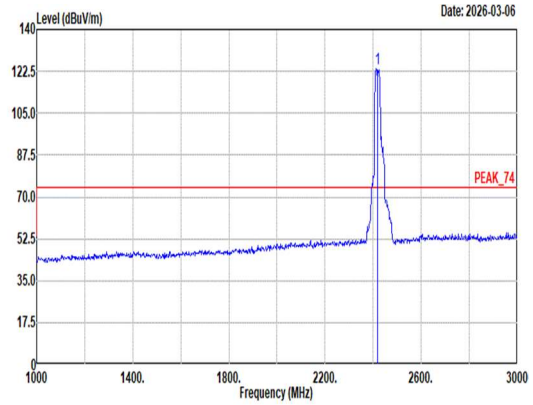 Site : 03CH22-HY Condition: PEAK_74 3m DRH18-E_LE2C04A18EN_250520 VERTICAL : RBW:1000.000kHz VBW:3000.000kHz SWT:Auto 1 2417.00 123.87 ------ ------ 112.04 26.80 8.09 32.59 9.53 100 74 Peak
Avg	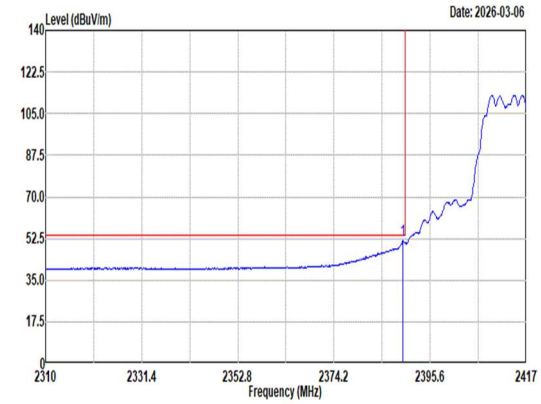 Site : 03CH22-HY Condition: AVG_BE_54 3m DRH18-E_LE2C04A18EN_250520 VERTICAL : RBW:1000.000kHz VBW:0.680kHz SWT:Auto 1 2389.50 51.57 54.00 -2.43 39.96 26.60 8.06 32.58 9.53 100 74 Average	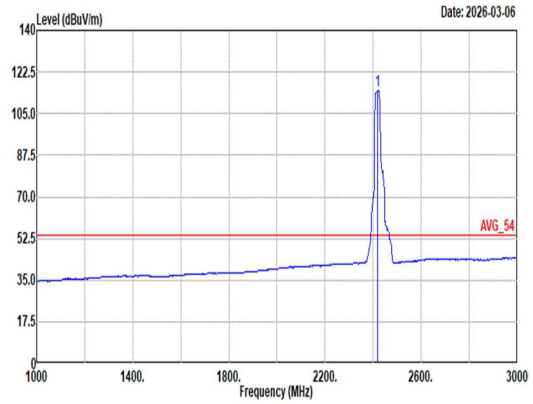 Site : 03CH22-HY Condition: AVG_54 3m DRH18-E_LE2C04A18EN_250520 VERTICAL : RBW:1000.000kHz VBW:0.680kHz SWT:Auto 1 2417.00 114.88 ------ ------ 103.12 26.72 8.11 32.60 9.53 100 74 Average

Mode	13	
	Band Edge - L	
	2400-2483.5_802.11be EHT20_CH6_Full RU_2437MHz	
ANT	DB 1+2+3+4 (CDD)	
Pol.	Horizontal	Fundamental
Peak	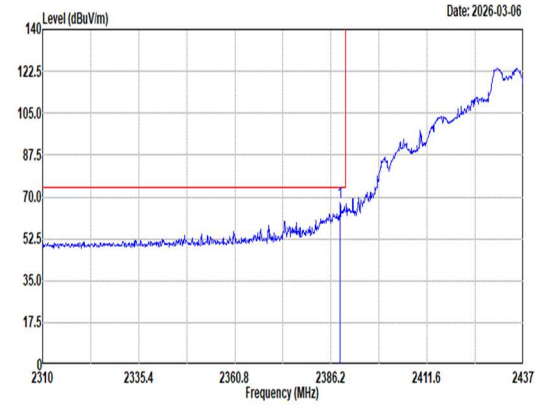 Site : 03CH22-HY Condition: PEAK_BE_74 3m DRH18-E_LE2C04A18EN_250520 HORIZONTAL : RBW:1000.000kHz VBW:3000.000kHz SWT:Auto Freq Level Limit Line Margin Read Level Ant Factor Cable Loss Preamp Factor Aux Factor APos TPos Remark MHz dBuV/m dBuV/m dB dBuV dB/m dB dB dB cm deg 1 2388.61 67.39 74.00 -6.61 55.77 26.61 8.06 32.58 9.53 200 90 Peak	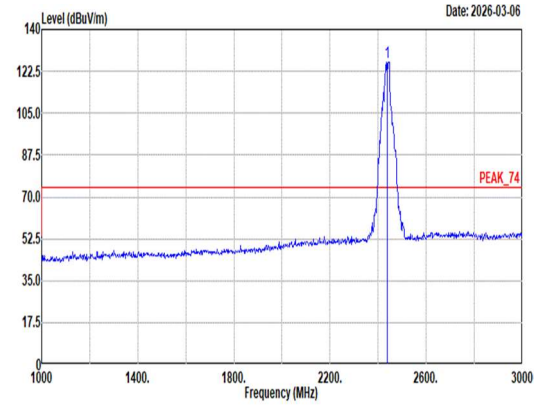 Site : 03CH22-HY Condition: PEAK_74 3m DRH18-E_LE2C04A18EN_250520 HORIZONTAL : RBW:1000.000kHz VBW:3000.000kHz SWT:Auto Freq Level Limit Line Margin Read Level Ant Factor Cable Loss Preamp Factor Aux Factor APos TPos Remark MHz dBuV/m dBuV/m dB dBuV dB/m dB dB dB cm deg 1 2437.00 126.37 ------ ------ 114.55 26.76 8.14 32.61 9.53 200 90 Peak
Avg	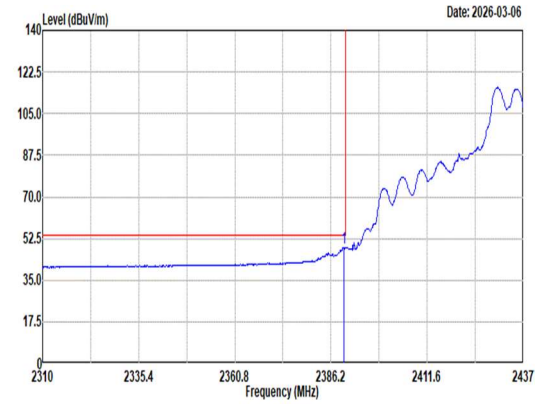 Site : 03CH22-HY Condition: AVG_BE_54 3m DRH18-E_LE2C04A18EN_250520 HORIZONTAL : RBW:1000.000kHz VBW:0.680kHz SWT:Auto Freq Level Limit Line Margin Read Level Ant Factor Cable Loss Preamp Factor Aux Factor APos TPos Remark MHz dBuV/m dBuV/m dB dBuV dB/m dB dB dB cm deg 1 2389.63 48.79 54.00 -5.21 37.18 26.60 8.06 32.58 9.53 200 90 Average	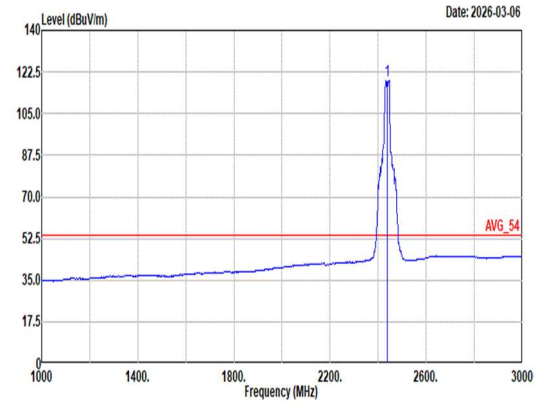 Site : 03CH22-HY Condition: AVG_54 3m DRH18-E_LE2C04A18EN_250520 HORIZONTAL : RBW:1000.000kHz VBW:0.680kHz SWT:Auto Freq Level Limit Line Margin Read Level Ant Factor Cable Loss Preamp Factor Aux Factor APos TPos Remark MHz dBuV/m dBuV/m dB dBuV dB/m dB dB dB cm deg 1 2437.00 118.98 ------ ------ 107.16 26.76 8.14 32.61 9.53 200 90 Average

Mode	13	
	Band Edge - R	
	2400-2483.5_802.11be EHT20_CH6_Full RU_2437MHz	
ANT	DB 1+2+3+4 (CDD)	
Pol.	Horizontal	Fundamental
Peak	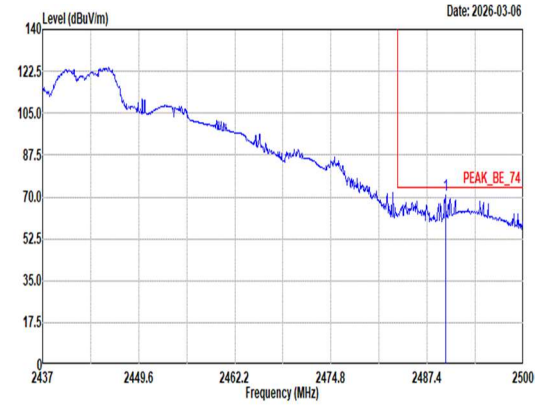 Site : 03CH22-HY Condition: PEAK_BE_74 3m DRH18-E_LE2C04A18EN_250520 HORIZONTAL : RBW:1000.000kHz VBW:3000.000kHz SWT:Auto Limit Read Ant Cable Preamp Aux APos TPos Freq Level Line Margin Level Factor Loss Factor Factor Remark MHz dBuV/m dBuV/m dB dBuV dB/m dB dB dB cm deg 1 2489.79 71.03 74.00 -2.97 59.14 26.80 8.19 32.64 9.54 200 90 Peak	Blank
Avg	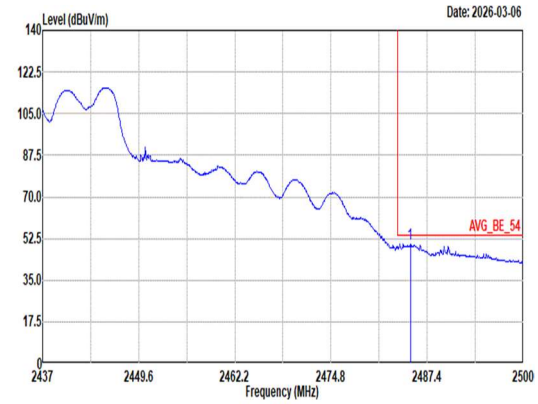 Site : 03CH22-HY Condition: AVG_BE_54 3m DRH18-E_LE2C04A18EN_250520 HORIZONTAL : RBW:1000.000kHz VBW:0.680kHz SWT:Auto Limit Read Ant Cable Preamp Aux APos TPos Freq Level Line Margin Level Factor Loss Factor Factor Remark MHz dBuV/m dBuV/m dB dBuV dB/m dB dB dB cm deg 1 2485.20 50.11 54.00 -3.89 38.28 26.75 8.18 32.64 9.54 200 90 Average	Blank

Mode	13	
	Band Edge - L	
	2400-2483.5_802.11be EHT20_CH6_Full RU_2437MHz	
ANT	DB 1+2+3+4 (CDD)	
Pol.	Vertical	Fundamental
Peak	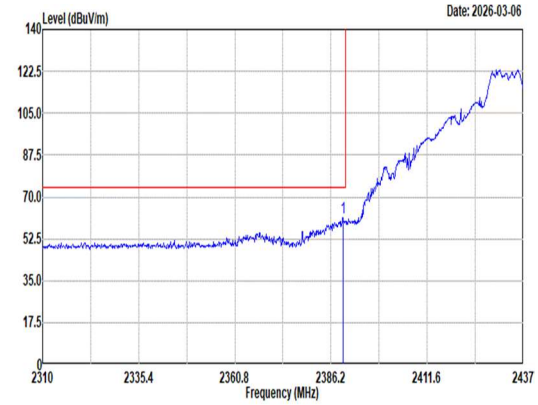 Site : 03CH22-HY Condition: PEAK_BE_74 3m DRH18-E_LE2C04A18EN_250520 VERTICAL : RBW:1000.000kHz VBW:3000.000kHz SWT:Auto Freq Level Limit Line Margin Read Level Ant Factor Cable Loss Preamp Factor Aux Factor APos TPos Remark MHz dBuV/m dBuV/m dB dBuV dB/m dB dB dB cm deg 1 2389.38 61.51 74.00 -12.49 49.89 26.61 8.06 32.58 9.53 100 269 Peak	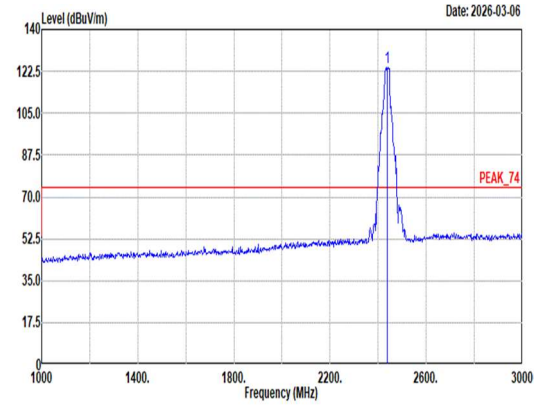 Site : 03CH22-HY Condition: PEAK_74 3m DRH18-E_LE2C04A18EN_250520 VERTICAL : RBW:1000.000kHz VBW:3000.000kHz SWT:Auto Freq Level Limit Line Margin Read Level Ant Factor Cable Loss Preamp Factor Aux Factor APos TPos Remark MHz dBuV/m dBuV/m dB dBuV dB/m dB dB dB cm deg 1 2437.00 124.41 ------ ------ 112.66 26.70 8.13 32.61 9.53 100 269 Peak
Avg	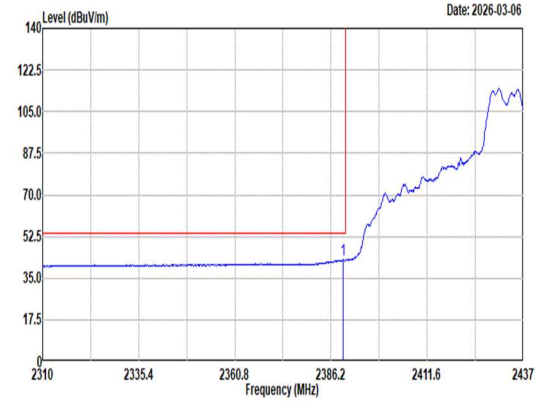 Site : 03CH22-HY Condition: AVG_BE_54 3m DRH18-E_LE2C04A18EN_250520 VERTICAL : RBW:1000.000kHz VBW:0.680kHz SWT:Auto Freq Level Limit Line Margin Read Level Ant Factor Cable Loss Preamp Factor Aux Factor APos TPos Remark MHz dBuV/m dBuV/m dB dBuV dB/m dB dB dB cm deg 1 2389.38 42.60 54.00 -11.40 30.98 26.61 8.06 32.58 9.53 100 269 Average	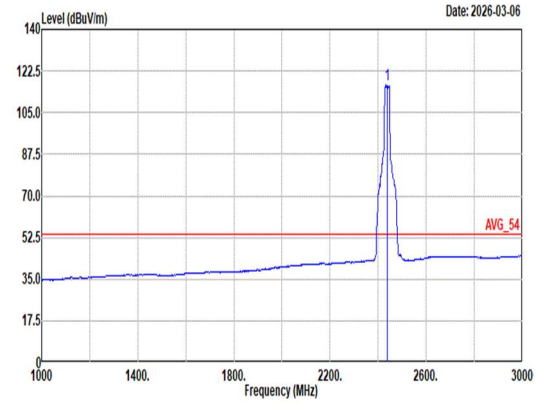 Site : 03CH22-HY Condition: AVG_54 3m DRH18-E_LE2C04A18EN_250520 VERTICAL : RBW:1000.000kHz VBW:0.680kHz SWT:Auto Freq Level Limit Line Margin Read Level Ant Factor Cable Loss Preamp Factor Aux Factor APos TPos Remark MHz dBuV/m dBuV/m dB dBuV dB/m dB dB dB cm deg 1 2437.00 116.53 ------ ------ 104.88 26.60 8.12 32.60 9.53 100 269 Average

Mode	13	
	Band Edge - R	
	2400-2483.5_802.11be EHT20_CH6_Full RU_2437MHz	
ANT	DB 1+2+3+4 (CDD)	
Pol.	Vertical	Fundamental
Peak	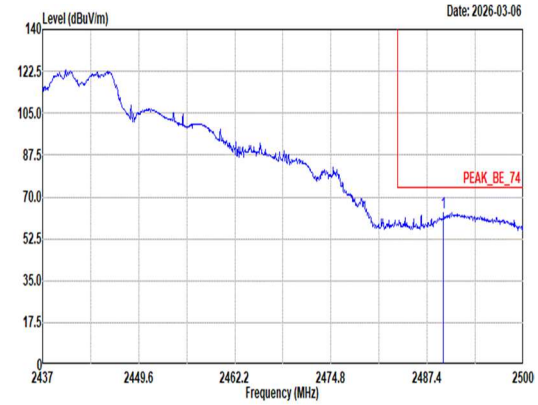 Site : 03CH22-HY Condition: PEAK_BE_74 3m DRH18-E_LE2C04A18EN_250520 VERTICAL : RBW:1000.000kHz VBW:3000.000kHz SWT:Auto Freq Level Limit Line Margin Read Level Ant Factor Cable Loss Preamp Factor Aux Factor APos TPos Remark MHz dBuV/m dBuV/m dB dBuV dB/m dB dB dB cm deg 1 2489.54 63.56 74.00 -10.44 51.67 26.80 8.19 32.64 9.54 100 269 Peak	Blank
Avg	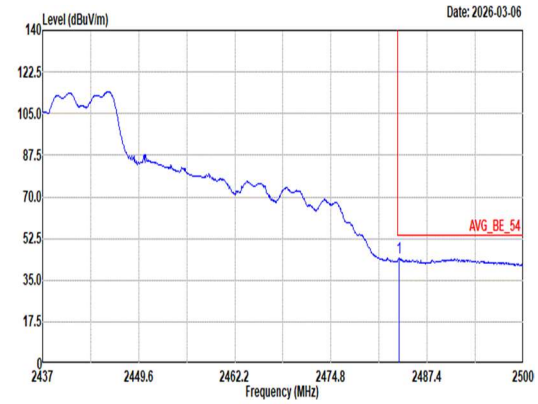 Site : 03CH22-HY Condition: AVG_BE_54 3m DRH18-E_LE2C04A18EN_250520 VERTICAL : RBW:1000.000kHz VBW:0.680kHz SWT:Auto Freq Level Limit Line Margin Read Level Ant Factor Cable Loss Preamp Factor Aux Factor APos TPos Remark MHz dBuV/m dBuV/m dB dBuV dB/m dB dB dB cm deg 1 2483.68 44.42 54.00 -9.58 32.60 26.74 8.18 32.64 9.54 100 269 Average	Blank

Mode	13	
	Harmonic	
	2400-2483.5_802.11be EHT20_CH6_Full RU_2437MHz	
ANT	DB 1+2+3+4 (CDD)	
Pol.	Horizontal	Vertical
Peak Avg	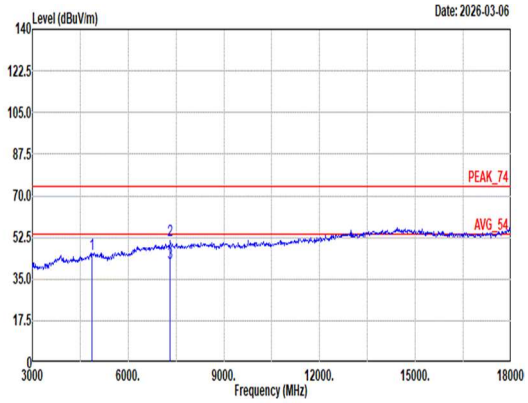 Site : 03CH22-HY Condition: PEAK_74 3m DRH18-E_LE2C04A18EN_250520 HORIZONTAL Freq Level Limit Line Margin Read Level Ant Factor Cable Loss Preamp Factor Aux Factor APos TPos Remark 1 4874.00 45.67 74.00 -28.33 34.03 32.30 11.60 33.55 1.29 -- -- Peak 2 7311.00 51.37 74.00 -22.63 34.84 37.20 14.28 36.03 1.08 211 34 Peak 3 7311.00 41.92 54.00 -12.08 25.39 37.20 14.28 36.03 1.08 211 34 Average	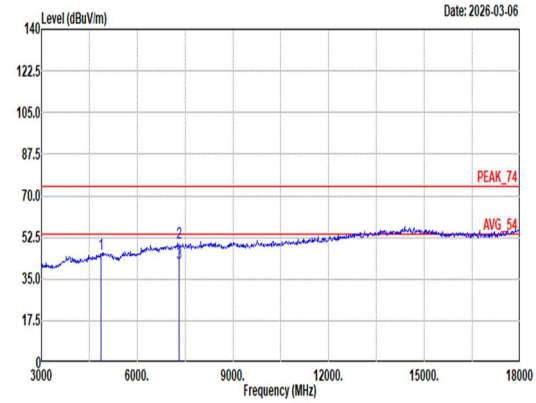 Site : 03CH22-HY Condition: PEAK_74 3m DRH18-E_LE2C04A18EN_250520 VERTICAL Freq Level Limit Line Margin Read Level Ant Factor Cable Loss Preamp Factor Aux Factor APos TPos Remark 1 4874.00 45.62 74.00 -28.38 33.98 32.30 11.60 33.55 1.29 -- -- Peak 2 7311.00 50.10 74.00 -23.90 33.57 37.20 14.28 36.03 1.08 301 98 Peak 3 7311.00 41.90 54.00 -12.10 25.37 37.20 14.28 36.03 1.08 301 98 Average

Mode	13	
	Harmonic	
	2400-2483.5_802.11be EHT20_CH6_Full RU_2437MHz	
ANT	DB 1+2+3+4 (CDD)	
Pol.	Horizontal	Vertical
10.6G ~18G Avg	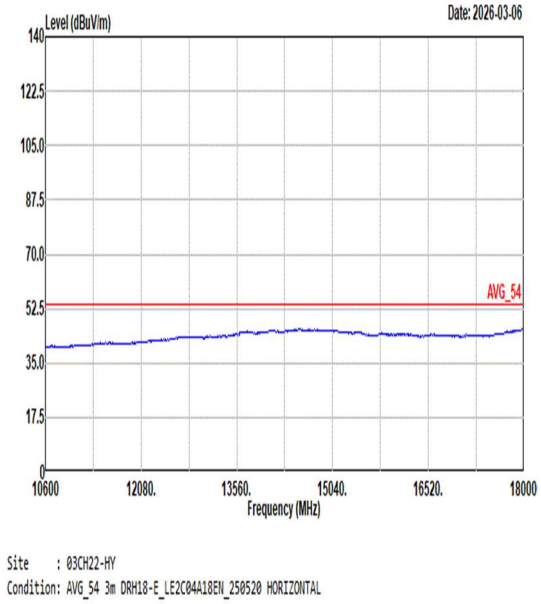	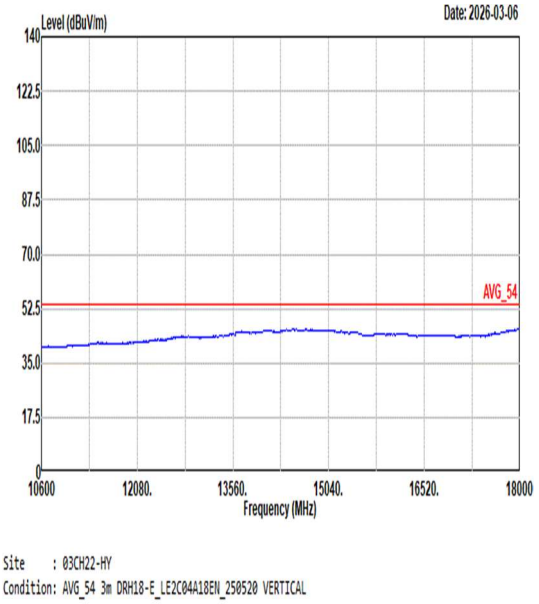

Mode	14	
	Band Edge	
	2400-2483.5_802.11be EHT20_CH10_Full RU_2457MHz	
ANT	DB 1+2+3+4 (CDD)	
Pol.	Horizontal	Fundamental
Peak	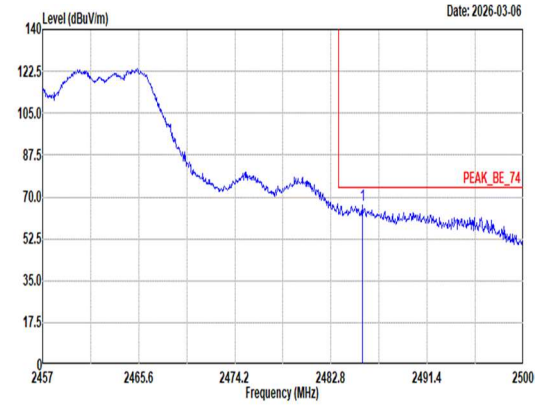 Site : 03CH22-HY Condition: PEAK_BE_74 3m DRH18-E_LE2C04A18EN_250520 HORIZONTAL : RBW:1000.000kHz VBW:3000.000kHz SWT:Auto Freq Level Limit Line Margin Read Level Ant Factor Cable Loss Preamp Factor Aux Factor APos TPos Remark MHz dBuV/m dBuV/m dB dBuV dB/m dB dB dB cm deg 1 2485.60 66.66 74.00 -7.34 54.82 26.76 8.18 32.64 9.54 200 88 Peak	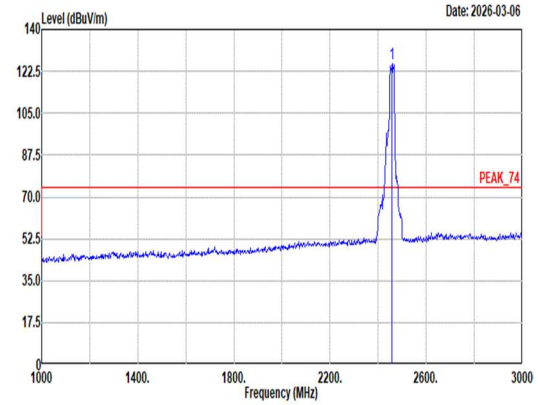 Site : 03CH22-HY Condition: PEAK_74 3m DRH18-E_LE2C04A18EN_250520 HORIZONTAL : RBW:1000.000kHz VBW:3000.000kHz SWT:Auto Freq Level Limit Line Margin Read Level Ant Factor Cable Loss Preamp Factor Aux Factor APos TPos Remark MHz dBuV/m dBuV/m dB dBuV dB/m dB dB dB cm deg 1 2457.00 125.47 ------ ------ 113.70 26.70 8.15 32.62 9.54 200 88 Peak
Avg	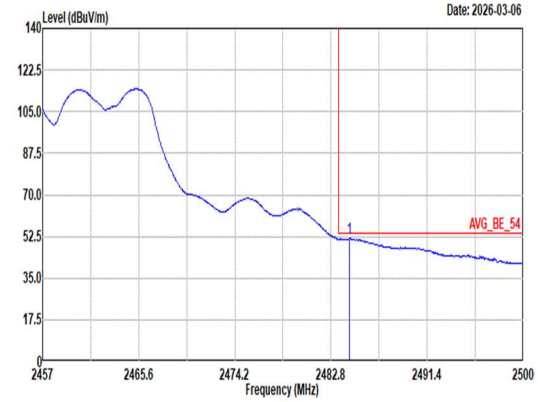 Site : 03CH22-HY Condition: AVG_BE_54 3m DRH18-E_LE2C04A18EN_250520 HORIZONTAL : RBW:1000.000kHz VBW:0.680kHz SWT:Auto Freq Level Limit Line Margin Read Level Ant Factor Cable Loss Preamp Factor Aux Factor APos TPos Remark MHz dBuV/m dBuV/m dB dBuV dB/m dB dB dB cm deg 1 2484.43 51.65 54.00 -2.35 39.83 26.74 8.18 32.64 9.54 200 88 Average	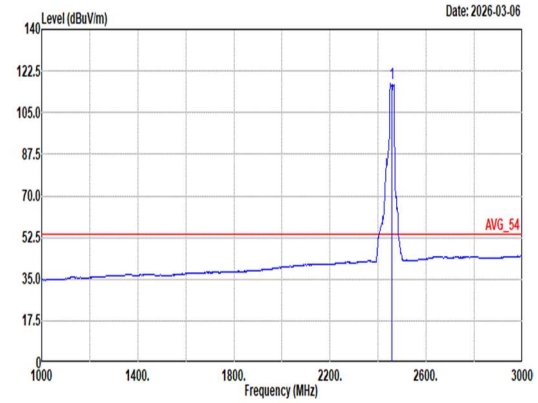 Site : 03CH22-HY Condition: AVG_54 3m DRH18-E_LE2C04A18EN_250520 HORIZONTAL : RBW:1000.000kHz VBW:0.680kHz SWT:Auto Freq Level Limit Line Margin Read Level Ant Factor Cable Loss Preamp Factor Aux Factor APos TPos Remark MHz dBuV/m dBuV/m dB dBuV dB/m dB dB dB cm deg 1 2457.00 117.03 ------ ------ 105.18 26.80 8.14 32.62 9.53 200 88 Average

Mode	14	
	Band Edge	
	2400-2483.5_802.11be EHT20_CH10_Full RU_2457MHz	
ANT	DB 1+2+3+4 (CDD)	
Pol.	Vertical	Fundamental
Peak	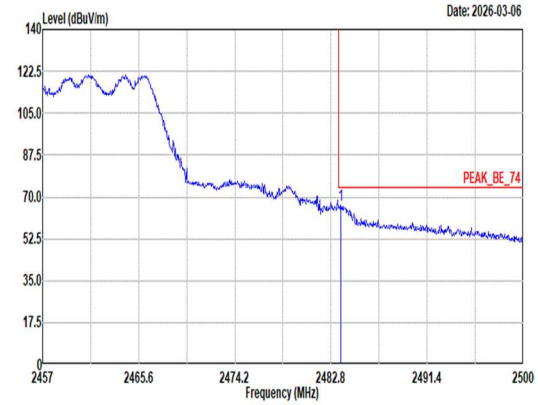 Site : 03CH22-HY Condition: PEAK_BE_74 3m DRH18-E_LE2C04A18EN_250520 VERTICAL : RBW:1000.000kHz VBW:3000.000kHz SWT:Auto Freq Level Limit Line Margin Read Level Ant Factor Cable Loss Preamp Factor Aux Factor APos TPos Remark MHz dBuV/m dBuV/m dB dBuV dB/m dB dB dB cm deg 1 2483.70 66.65 74.00 -7.35 54.83 26.74 8.18 32.64 9.54 100 84 Peak	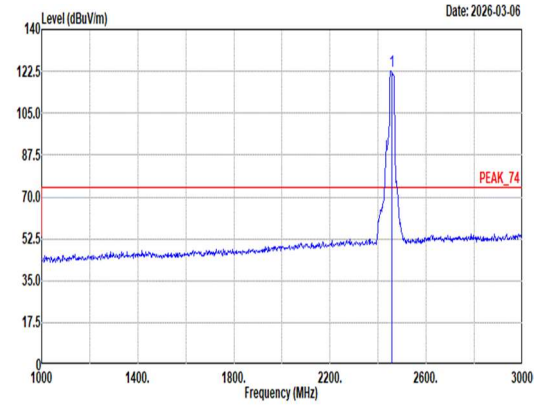 Site : 03CH22-HY Condition: PEAK_74 3m DRH18-E_LE2C04A18EN_250520 VERTICAL : RBW:1000.000kHz VBW:3000.000kHz SWT:Auto Freq Level Limit Line Margin Read Level Ant Factor Cable Loss Preamp Factor Aux Factor APos TPos Remark MHz dBuV/m dBuV/m dB dBuV dB/m dB dB dB cm deg 1 2457.00 122.79 ------ ------ 110.95 26.78 8.14 32.62 9.54 100 84 Peak
Avg	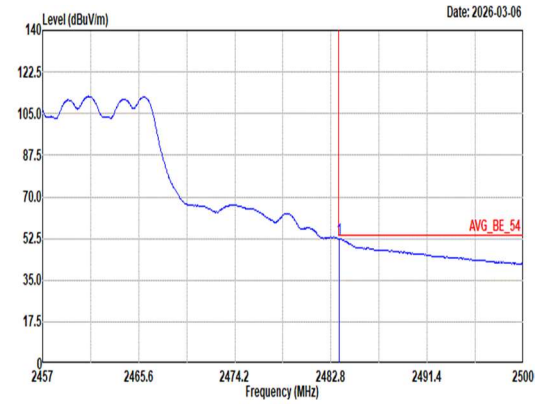 Site : 03CH22-HY Condition: AVG_BE_54 3m DRH18-E_LE2C04A18EN_250520 VERTICAL : RBW:1000.000kHz VBW:0.680kHz SWT:Auto Freq Level Limit Line Margin Read Level Ant Factor Cable Loss Preamp Factor Aux Factor APos TPos Remark MHz dBuV/m dBuV/m dB dBuV dB/m dB dB dB cm deg 1 2483.53 52.51 54.00 -1.49 40.69 26.74 8.18 32.64 9.54 100 84 Average	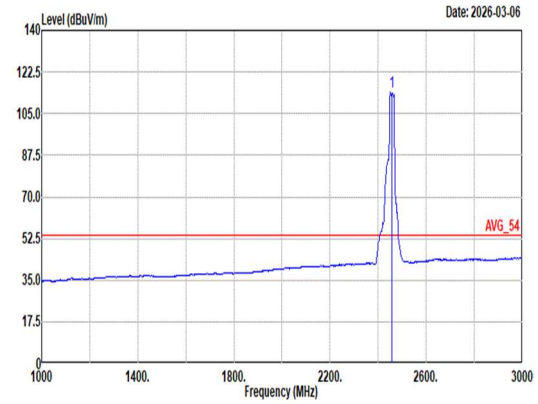 Site : 03CH22-HY Condition: AVG_54 3m DRH18-E_LE2C04A18EN_250520 VERTICAL : RBW:1000.000kHz VBW:0.680kHz SWT:Auto Freq Level Limit Line Margin Read Level Ant Factor Cable Loss Preamp Factor Aux Factor APos TPos Remark MHz dBuV/m dBuV/m dB dBuV dB/m dB dB dB cm deg 1 2457.00 114.18 ------ ------ 102.34 26.78 8.14 32.62 9.54 100 84 Average

Mode	15	
	Band Edge	
	2400-2483.5_802.11be EHT20_CH11_Full RU_2462MHz	
ANT	DB 1+2+3+4 (CDD)	
Pol.	Horizontal	Fundamental
Peak	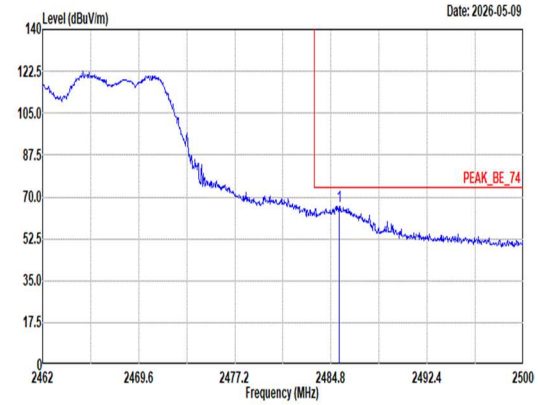 Site : 03CH22-HY Condition: PEAK_BE_74 3m DRH18-E_LE2C04A18EN_250520 HORIZONTAL : RBW:1000.000kHz VBW:3000.000kHz SWT:Auto Freq Level Limit Line Margin Read Level Ant Factor Cable Loss Preamp Factor Aux Factor APos TPos Remark MHz dBuV/m dBuV/m dB dBuV dB/m dB dB dB cm deg 1 2485.45 65.95 74.00 -8.05 54.12 26.75 8.18 32.64 9.54 200 83 Peak	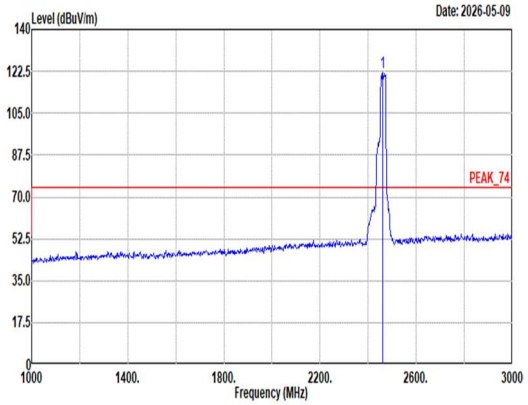 Site : 03CH22-HY Condition: PEAK_74 3m DRH18-E_LE2C04A18EN_250520 HORIZONTAL : RBW:1000.000kHz VBW:3000.000kHz SWT:Auto Freq Level Limit Line Margin Read Level Ant Factor Cable Loss Preamp Factor Aux Factor APos TPos Remark MHz dBuV/m dBuV/m dB dBuV dB/m dB dB dB cm deg 1 2462.00 122.03 ------ ------ 110.28 26.68 8.15 32.62 9.54 200 83 Peak
Avg	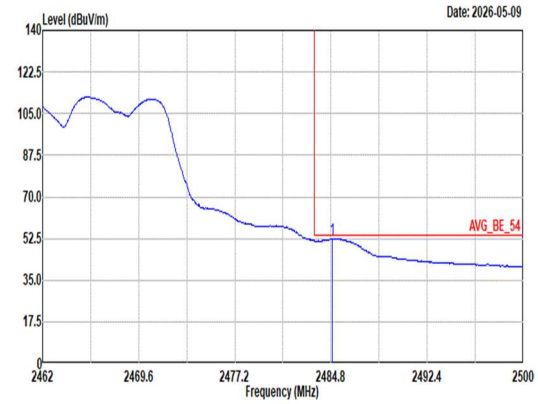 Site : 03CH22-HY Condition: AVG_BE_54 3m DRH18-E_LE2C04A18EN_250520 HORIZONTAL : RBW:1000.000kHz VBW:0.680kHz SWT:Auto Freq Level Limit Line Margin Read Level Ant Factor Cable Loss Preamp Factor Aux Factor APos TPos Remark MHz dBuV/m dBuV/m dB dBuV dB/m dB dB dB cm deg 1 2484.88 52.48 54.00 -1.52 40.65 26.75 8.18 32.64 9.54 200 83 Average	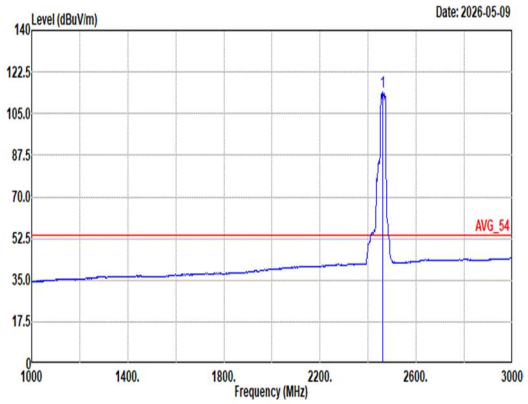 Site : 03CH22-HY Condition: AVG_54 3m DRH18-E_LE2C04A18EN_250520 HORIZONTAL : RBW:1000.000kHz VBW:0.680kHz SWT:Auto Freq Level Limit Line Margin Read Level Ant Factor Cable Loss Preamp Factor Aux Factor APos TPos Remark MHz dBuV/m dBuV/m dB dBuV dB/m dB dB dB cm deg 1 2462.00 113.93 ------ ------ 102.16 26.70 8.15 32.62 9.54 200 83 Average