Mode	15	
	Band Edge	
	2400-2483.5_802.11be EHT20_CH11_Full RU_2462MHz	
ANT	DB 1+2+3+4 (CDD)	
Pol.	Vertical	Fundamental
Peak	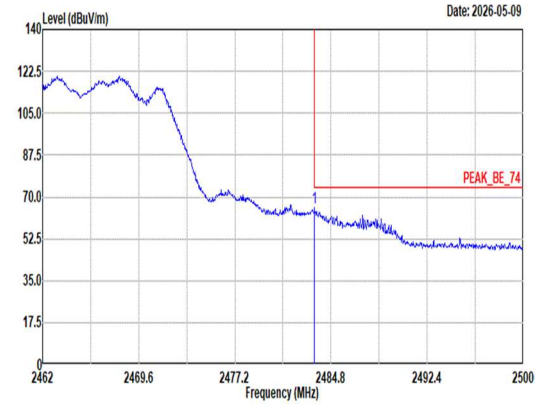 Site : 03CH22-HY Condition: PEAK_BE_74 3m DRH18-E_LE2C04A18EN_250520 VERTICAL : RBW:1000.000kHz VBW:3000.000kHz SWT:Auto Freq Level Limit Line Margin Read Level Ant Factor Cable Loss Preamp Factor Aux Factor APos TPos Remark MHz dBuV/m dBuV/m dB dBuV dB/m dB dB dB cm deg 1 2483.51 65.27 74.00 -8.73 53.45 26.74 8.18 32.64 9.54 241 318 Peak	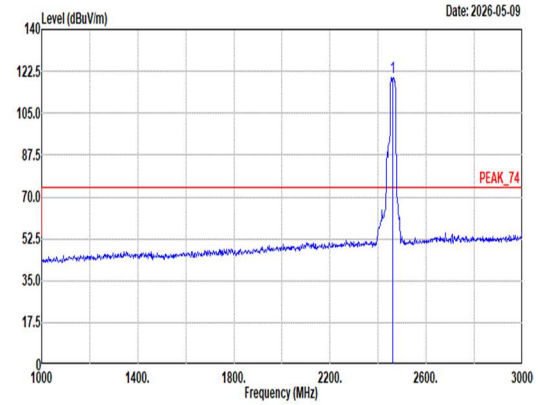 Site : 03CH22-HY Condition: PEAK_74 3m DRH18-E_LE2C04A18EN_250520 VERTICAL : RBW:1000.000kHz VBW:3000.000kHz SWT:Auto Freq Level Limit Line Margin Read Level Ant Factor Cable Loss Preamp Factor Aux Factor APos TPos Remark MHz dBuV/m dBuV/m dB dBuV dB/m dB dB dB cm deg 1 2462.00 119.98 ------ ------ 108.16 26.76 8.14 32.62 9.54 241 318 Peak
Avg	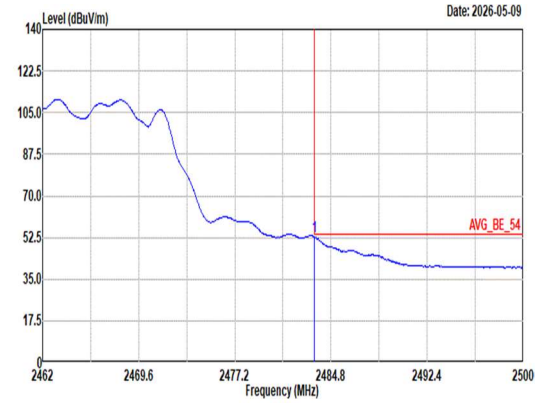 Site : 03CH22-HY Condition: AVG_BE_54 3m DRH18-E_LE2C04A18EN_250520 VERTICAL : RBW:1000.000kHz VBW:0.680kHz SWT:Auto Freq Level Limit Line Margin Read Level Ant Factor Cable Loss Preamp Factor Aux Factor APos TPos Remark MHz dBuV/m dBuV/m dB dBuV dB/m dB dB dB cm deg 1 2483.51 52.70 54.00 -1.30 40.88 26.74 8.18 32.64 9.54 241 318 Average	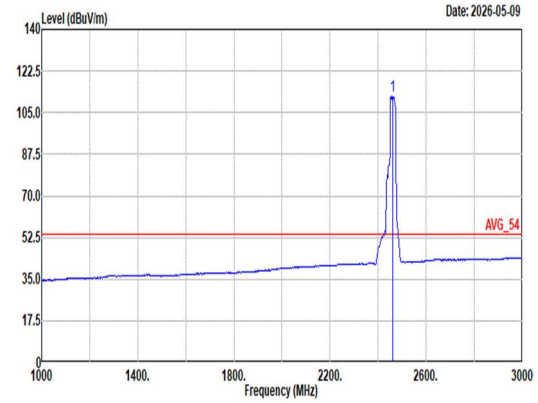 Site : 03CH22-HY Condition: AVG_54 3m DRH18-E_LE2C04A18EN_250520 VERTICAL : RBW:1000.000kHz VBW:0.680kHz SWT:Auto Freq Level Limit Line Margin Read Level Ant Factor Cable Loss Preamp Factor Aux Factor APos TPos Remark MHz dBuV/m dBuV/m dB dBuV dB/m dB dB dB cm deg 1 2462.00 111.76 ------ ------ 99.97 26.72 8.15 32.62 9.54 241 318 Average

Mode	15	
	Harmonic	
	2400-2483.5_802.11be EHT20_CH11_Full RU_2462MHz	
ANT	DB 1+2+3+4 (CDD)	
Pol.	Horizontal	Vertical
Peak Avg	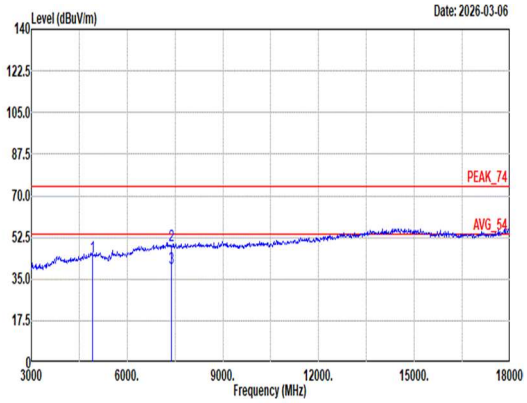 Site : 03CH22-HY Condition: PEAK_74 3m DRH18-E_LE2C04A18EN_250520 HORIZONTAL Freq Level Limit Line Margin Read Level Ant Factor Cable Loss Preamp Factor Aux Factor APos TPos Remark 1 4924.00 44.45 74.00 -29.55 32.65 32.50 11.67 33.54 1.17 -- -- Peak 2 7386.00 49.12 74.00 -24.88 32.70 37.13 14.28 36.09 1.10 -- -- Peak 3 7386.00 39.74 54.00 -14.26 23.32 37.13 14.28 36.09 1.10 -- -- Average	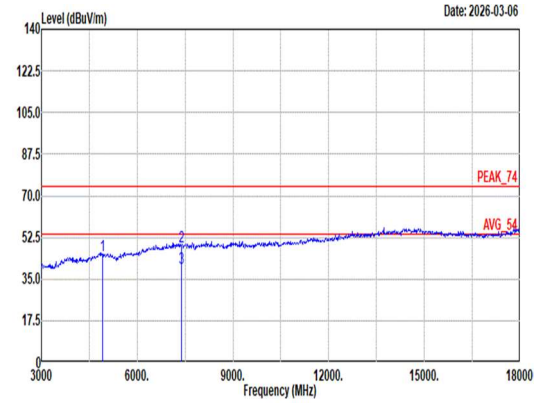 Site : 03CH22-HY Condition: PEAK_74 3m DRH18-E_LE2C04A18EN_250520 VERTICAL Freq Level Limit Line Margin Read Level Ant Factor Cable Loss Preamp Factor Aux Factor APos TPos Remark 1 4924.00 44.80 74.00 -29.20 33.00 32.50 11.67 33.54 1.17 -- -- Peak 2 7386.00 48.65 74.00 -25.35 32.23 37.13 14.28 36.09 1.10 -- -- Peak 3 7386.00 39.45 54.00 -14.55 23.03 37.13 14.28 36.09 1.10 -- -- Average

Mode	15	
	Harmonic	
	2400-2483.5_802.11be EHT20_CH11_Full RU_2462MHz	
ANT	DB 1+2+3+4 (CDD)	
Pol.	Horizontal	Vertical
10.6G ~18G Avg	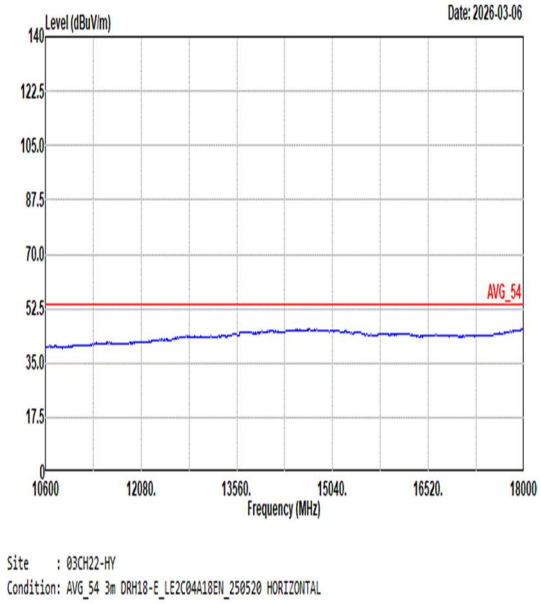	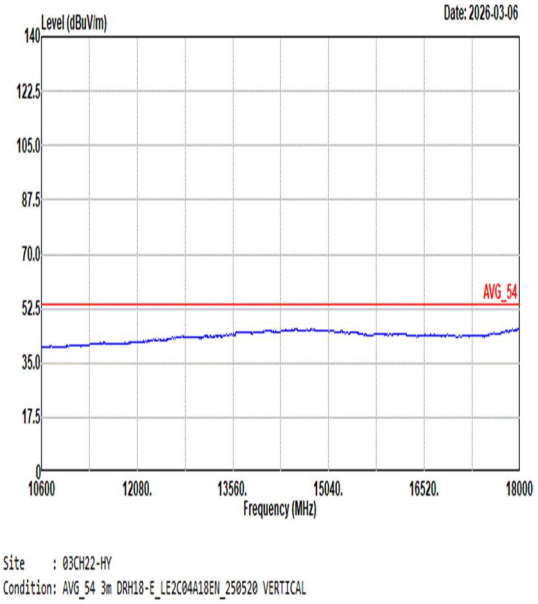

Mode	16	
	Band Edge - L	
	2400-2483.5_802.11be EHT40_CH3_Full RU_2422MHz	
ANT	DB 1+2+3+4 (CDD)	
Pol.	Horizontal	Fundamental
Peak	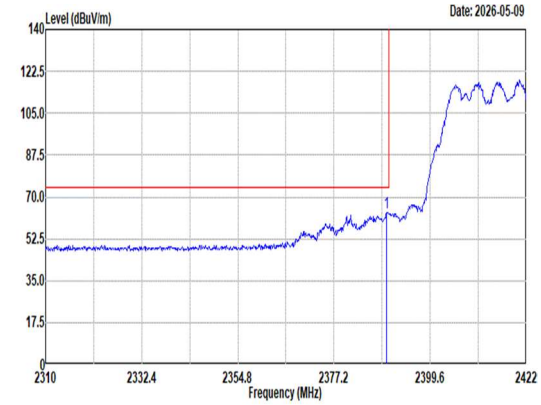 Site : 03CH22-HY Condition: PEAK_BE_74 3m DRH18-E_LE2C04A18EN_250520 HORIZONTAL : RBW:1000.000kHz VBW:3000.000kHz SWT:Auto Freq Level Limit Line Margin Read Level Ant Factor Cable Loss Preamp Factor Aux Factor APos TPos Remark MHz dBuV/m dBuV/m dB dBuV dB/m dB dB dB cm deg 1 2389.52 63.46 74.00 -10.54 51.85 26.60 8.06 32.58 9.53 209 88 Peak	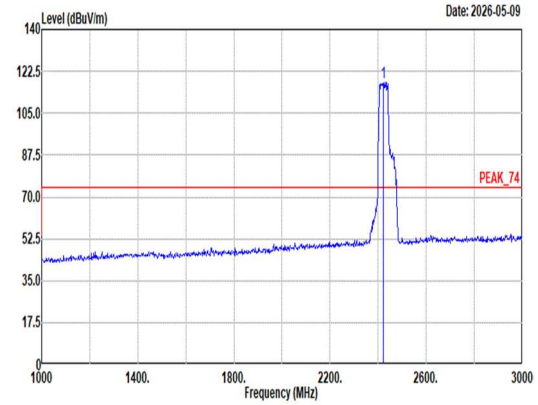 Site : 03CH22-HY Condition: PEAK_74 3m DRH18-E_LE2C04A18EN_250520 HORIZONTAL : RBW:1000.000kHz VBW:3000.000kHz SWT:Auto Freq Level Limit Line Margin Read Level Ant Factor Cable Loss Preamp Factor Aux Factor APos TPos Remark MHz dBuV/m dBuV/m dB dBuV dB/m dB dB dB cm deg 1 2422.00 118.07 ------ ------ 106.37 26.66 8.12 32.61 9.53 209 88 Peak
Avg	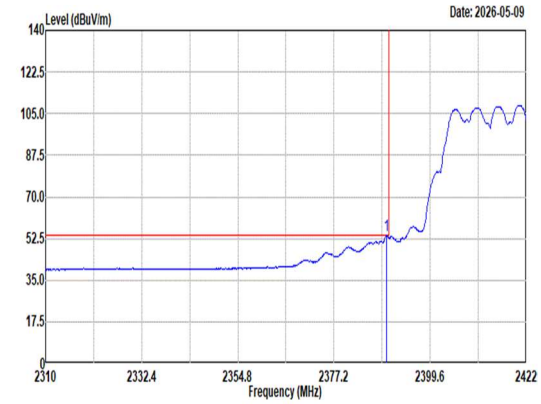 Site : 03CH22-HY Condition: AVG_BE_54 3m DRH18-E_LE2C04A18EN_250520 HORIZONTAL : RBW:1000.000kHz VBW:1.300kHz SWT:Auto Freq Level Limit Line Margin Read Level Ant Factor Cable Loss Preamp Factor Aux Factor APos TPos Remark MHz dBuV/m dBuV/m dB dBuV dB/m dB dB dB cm deg 1 2389.41 53.71 54.00 -0.29 42.09 26.61 8.06 32.58 9.53 209 88 Average	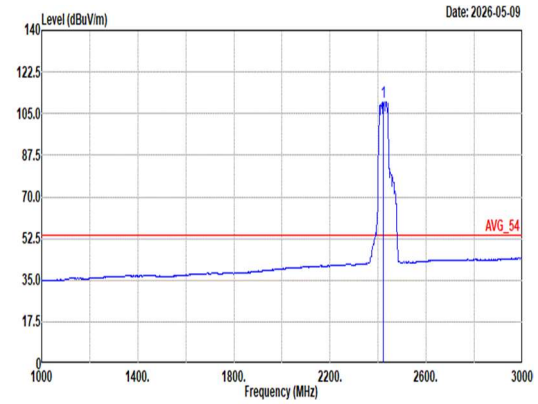 Site : 03CH22-HY Condition: AVG_54 3m DRH18-E_LE2C04A18EN_250520 HORIZONTAL : RBW:1000.000kHz VBW:1.300kHz SWT:Auto Freq Level Limit Line Margin Read Level Ant Factor Cable Loss Preamp Factor Aux Factor APos TPos Remark MHz dBuV/m dBuV/m dB dBuV dB/m dB dB dB cm deg 1 2422.00 109.96 ------ ------ 98.24 26.68 8.11 32.60 9.53 209 88 Average

Mode	16	
	Band Edge - R	
	2400-2483.5_802.11be EHT40_CH3_Full RU_2422MHz	
ANT	DB 1+2+3+4 (CDD)	
Pol.	Horizontal	Fundamental
Peak	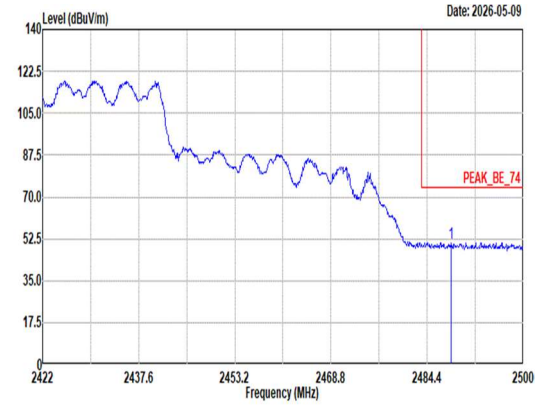 Site : 03CH22-HY Condition: PEAK_BE_74 3m DRH18-E_LE2C04A18EN_250520 HORIZONTAL : RBW:1000.000kHz VBW:3000.000kHz SWT:Auto Limit Read Ant Cable Preamp Aux APos TPos Freq Level Line Margin Level Factor Loss Factor Factor Remark MHz dBuV/m dBuV/m dB dBuV dB/m dB dB dB cm deg 1 2488.30 50.80 74.00 -23.20 38.93 26.78 8.19 32.64 9.54 209 88 Peak	Blank
Avg	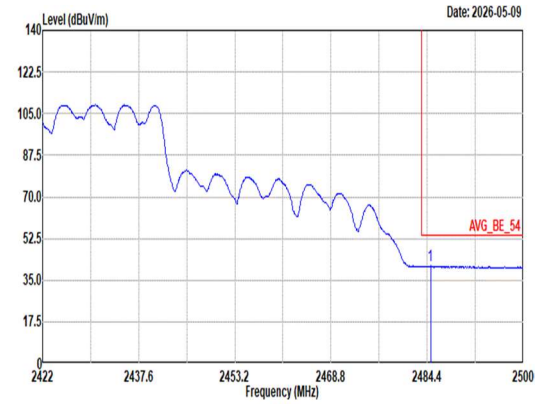 Site : 03CH22-HY Condition: AVG_BE_54 3m DRH18-E_LE2C04A18EN_250520 HORIZONTAL : RBW:1000.000kHz VBW:1.300kHz SWT:Auto Limit Read Ant Cable Preamp Aux APos TPos Freq Level Line Margin Level Factor Loss Factor Factor Remark MHz dBuV/m dBuV/m dB dBuV dB/m dB dB dB cm deg 1 2484.95 41.12 54.00 -12.88 29.29 26.75 8.18 32.64 9.54 209 88 Average	Blank

Mode	16	
	Band Edge - L	
	2400-2483.5_802.11be EHT40_CH3_Full RU_2422MHz	
ANT	DB 1+2+3+4 (CDD)	
Pol.	Vertical	Fundamental
Peak	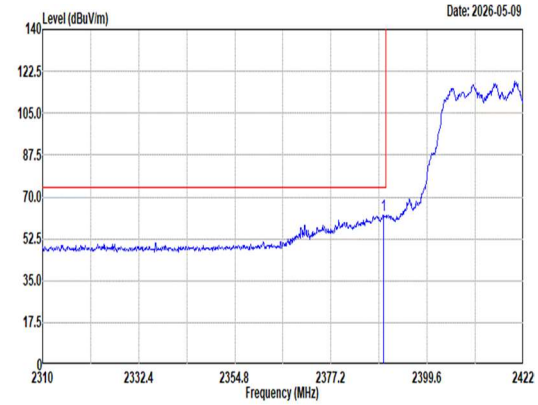 Site : 03CH22-HY Condition: PEAK_BE_74 3m DRH18-E_LE2C04A18EN_250520 VERTICAL : RBW:1000.000kHz VBW:3000.000kHz SWT:Auto Freq Level Limit Line Margin Read Level Ant Factor Cable Loss Preamp Factor Aux Factor APos TPos Remark MHz dBuV/m dBuV/m dB dBuV dB/m dB dB dB cm deg 1 2389.52 62.24 74.00 -11.76 50.63 26.60 8.06 32.58 9.53 101 263 Peak	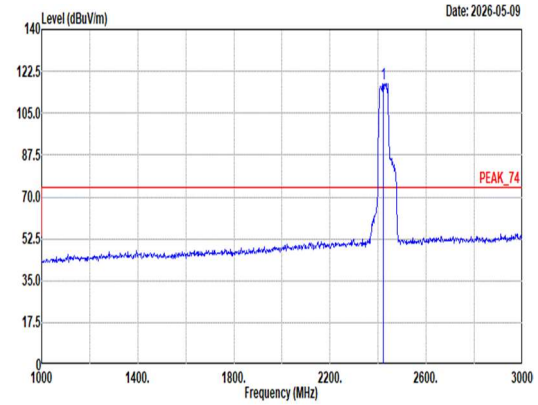 Site : 03CH22-HY Condition: PEAK_74 3m DRH18-E_LE2C04A18EN_250520 VERTICAL : RBW:1000.000kHz VBW:3000.000kHz SWT:Auto Freq Level Limit Line Margin Read Level Ant Factor Cable Loss Preamp Factor Aux Factor APos TPos Remark MHz dBuV/m dBuV/m dB dBuV dB/m dB dB dB cm deg 1 2422.00 117.41 ------ ------ 105.76 26.60 8.12 32.60 9.53 101 263 Peak
Avg	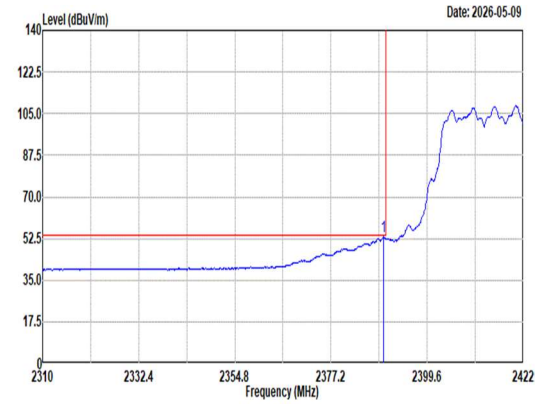 Site : 03CH22-HY Condition: AVG_BE_54 3m DRH18-E_LE2C04A18EN_250520 VERTICAL : RBW:1000.000kHz VBW:1.300kHz SWT:Auto Freq Level Limit Line Margin Read Level Ant Factor Cable Loss Preamp Factor Aux Factor APos TPos Remark MHz dBuV/m dBuV/m dB dBuV dB/m dB dB dB cm deg 1 2389.41 53.10 54.00 -0.90 41.48 26.61 8.06 32.58 9.53 101 263 Average	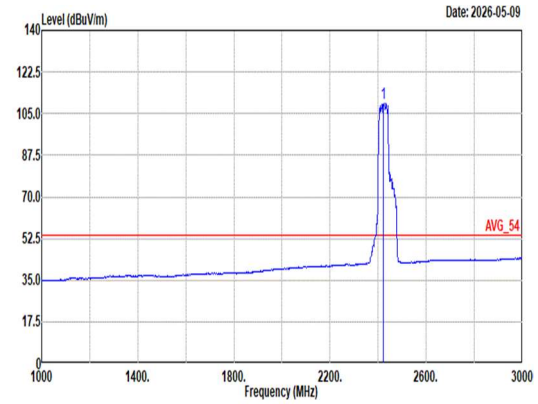 Site : 03CH22-HY Condition: AVG_54 3m DRH18-E_LE2C04A18EN_250520 VERTICAL : RBW:1000.000kHz VBW:1.300kHz SWT:Auto Freq Level Limit Line Margin Read Level Ant Factor Cable Loss Preamp Factor Aux Factor APos TPos Remark MHz dBuV/m dBuV/m dB dBuV dB/m dB dB dB cm deg 1 2422.00 109.42 ------ ------ 97.70 26.68 8.11 32.60 9.53 101 263 Average

Mode	16	
	Band Edge - R	
	2400-2483.5_802.11be EHT40_CH3_Full RU_2422MHz	
ANT	DB 1+2+3+4 (CDD)	
Pol.	Vertical	Fundamental
Peak	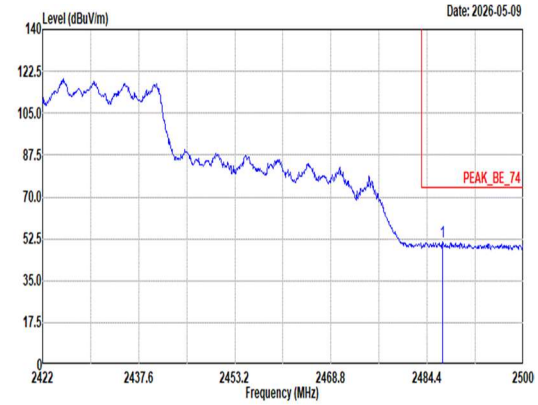 Site : 03CH22-HY Condition: PEAK_BE_74 3m DRH18-E_LE2C04A18EN_250520 VERTICAL : RBW:1000.000kHz VBW:3000.000kHz SWT:Auto Freq Level Limit Line Margin Read Level Ant Factor Cable Loss Preamp Factor Aux Factor APos TPos Remark MHz dBuV/m dBuV/m dB dBuV dB/m dB dB dB cm deg 1 2486.90 51.09 74.00 -22.91 39.24 26.77 8.18 32.64 9.54 101 263 Peak	Blank
Avg	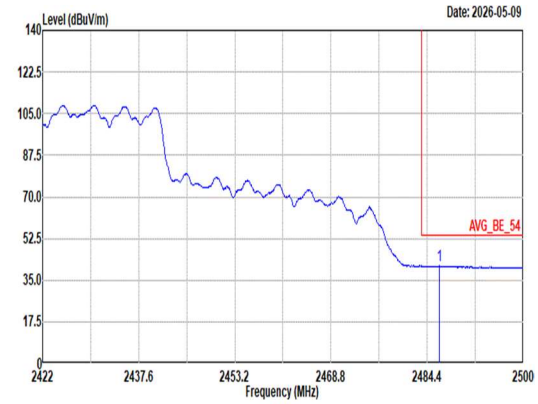 Site : 03CH22-HY Condition: AVG_BE_54 3m DRH18-E_LE2C04A18EN_250520 VERTICAL : RBW:1000.000kHz VBW:1.300kHz SWT:Auto Freq Level Limit Line Margin Read Level Ant Factor Cable Loss Preamp Factor Aux Factor APos TPos Remark MHz dBuV/m dBuV/m dB dBuV dB/m dB dB dB cm deg 1 2486.35 40.97 54.00 -13.03 29.13 26.76 8.18 32.64 9.54 101 263 Average	Blank

Mode	16	
	Harmonic	
	2400-2483.5_802.11be EHT40_CH3_Full RU_2422MHz	
ANT	DB 1+2+3+4 (CDD)	
Pol.	Horizontal	Vertical
Peak Avg	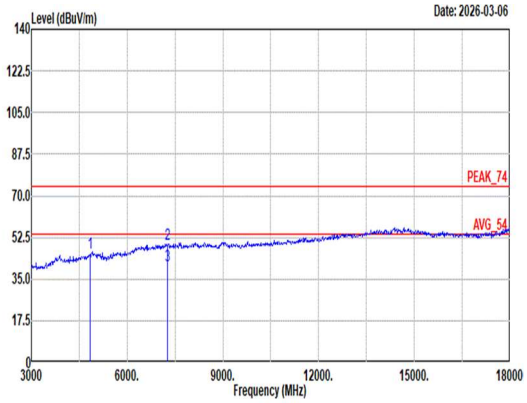 Site : 03CH22-HY Condition: PEAK_74 3m DRH18-E_LE2C04A18EN_250520 HORIZONTAL Freq Level Limit Line Margin Read Level Ant Factor Cable Loss Preamp Factor Aux Factor APos TPos Remark 1 4844.00 45.85 74.00 -28.15 34.28 32.20 11.56 33.55 1.36 -- -- Peak 2 7266.00 49.92 74.00 -24.08 33.50 37.06 14.29 36.00 1.07 -- -- Peak 3 7266.00 40.80 54.00 -13.20 24.38 37.06 14.29 36.00 1.07 -- -- Average	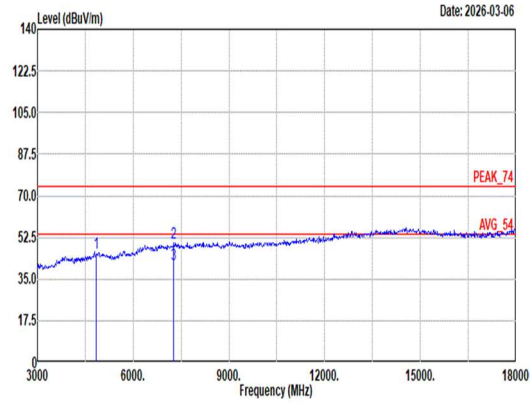 Site : 03CH22-HY Condition: PEAK_74 3m DRH18-E_LE2C04A18EN_250520 VERTICAL Freq Level Limit Line Margin Read Level Ant Factor Cable Loss Preamp Factor Aux Factor APos TPos Remark 1 4844.00 46.10 74.00 -27.90 34.53 32.20 11.56 33.55 1.36 -- -- Peak 2 7266.00 50.15 74.00 -23.85 33.73 37.06 14.29 36.00 1.07 -- -- Peak 3 7266.00 40.95 54.00 -13.05 24.53 37.06 14.29 36.00 1.07 -- -- Average

Mode	16	
	Harmonic	
	2400-2483.5_802.11be EHT40_CH3_Full RU_2422MHz	
ANT	DB 1+2+3+4 (CDD)	
Pol.	Horizontal	Vertical
10.6G ~18G Avg	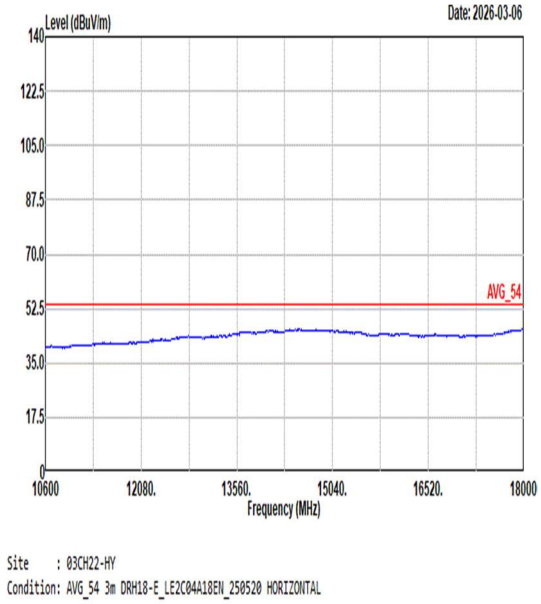	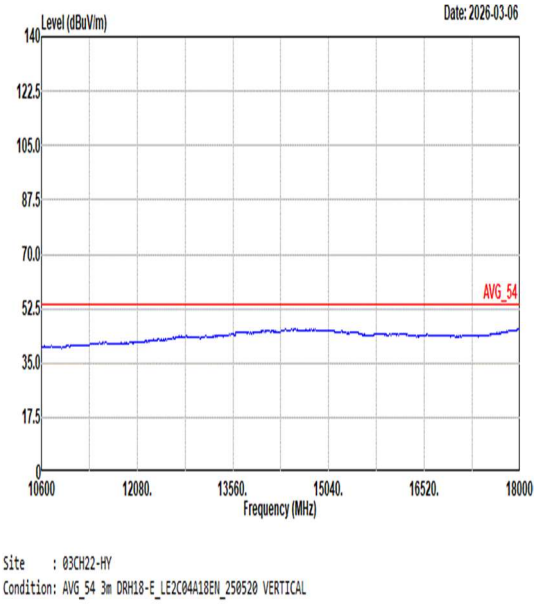

Mode	17	
	Band Edge - L	
	2400-2483.5_802.11be EHT40_CH4_Full RU_2427MHz	
ANT	DB 1+2+3+4 (CDD)	
Pol.	Horizontal	Fundamental
Peak	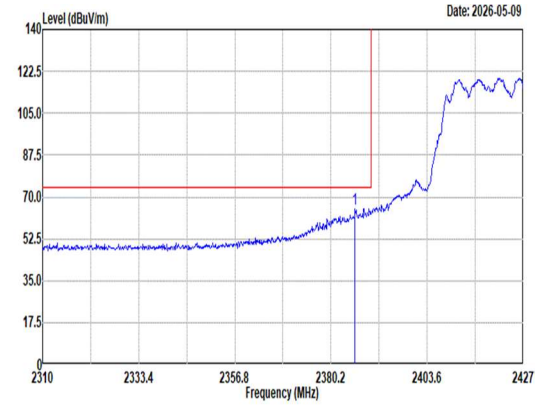 Site : 03CH22-HY Condition: PEAK_BE_74 3m DRH18-E_LE2C04A18EN_250520 HORIZONTAL : RBW:1000.000kHz VBW:3000.000kHz SWT:Auto Freq Level Limit Line Margin Read Level Ant Factor Cable Loss Preamp Factor Aux Factor APos TPos Remark MHz dBuV/m dBuV/m dB dBuV dB/m dB dB dB cm deg 1 2386.05 65.17 74.00 -8.83 53.52 26.64 8.06 32.57 9.52 200 81 Peak	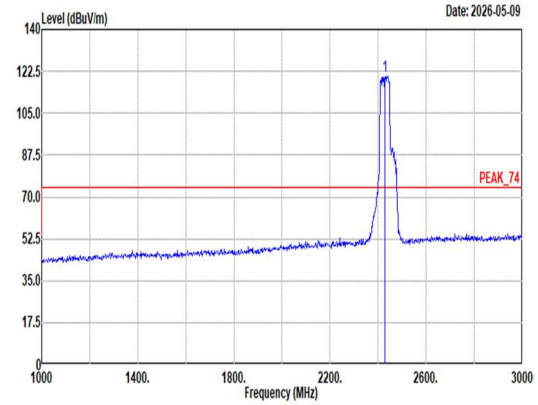 Site : 03CH22-HY Condition: PEAK_74 3m DRH18-E_LE2C04A18EN_250520 HORIZONTAL : RBW:1000.000kHz VBW:3000.000kHz SWT:Auto Freq Level Limit Line Margin Read Level Ant Factor Cable Loss Preamp Factor Aux Factor APos TPos Remark MHz dBuV/m dBuV/m dB dBuV dB/m dB dB dB cm deg 1 2427.00 120.57 ------ ------ 108.80 26.72 8.13 32.61 9.53 200 81 Peak
Avg	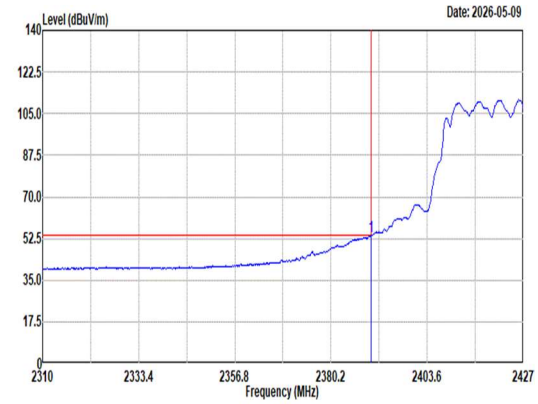 Site : 03CH22-HY Condition: AVG_BE_54 3m DRH18-E_LE2C04A18EN_250520 HORIZONTAL : RBW:1000.000kHz VBW:1.300kHz SWT:Auto Freq Level Limit Line Margin Read Level Ant Factor Cable Loss Preamp Factor Aux Factor APos TPos Remark MHz dBuV/m dBuV/m dB dBuV dB/m dB dB dB cm deg 1 2389.91 53.60 54.00 -0.40 41.99 26.60 8.06 32.58 9.53 200 81 Average	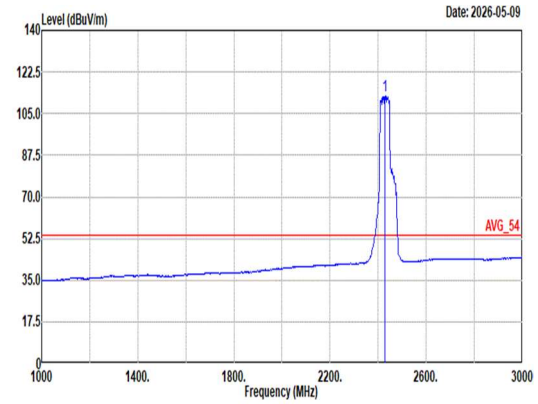 Site : 03CH22-HY Condition: AVG_54 3m DRH18-E_LE2C04A18EN_250520 HORIZONTAL : RBW:1000.000kHz VBW:1.300kHz SWT:Auto Freq Level Limit Line Margin Read Level Ant Factor Cable Loss Preamp Factor Aux Factor APos TPos Remark MHz dBuV/m dBuV/m dB dBuV dB/m dB dB dB cm deg 1 2427.00 112.39 ------ ------ 100.73 26.62 8.12 32.61 9.53 200 81 Average

Mode	17	
	Band Edge - R	
	2400-2483.5_802.11be EHT40_CH4_Full RU_2427MHz	
ANT	DB 1+2+3+4 (CDD)	
Pol.	Horizontal	Fundamental
Peak	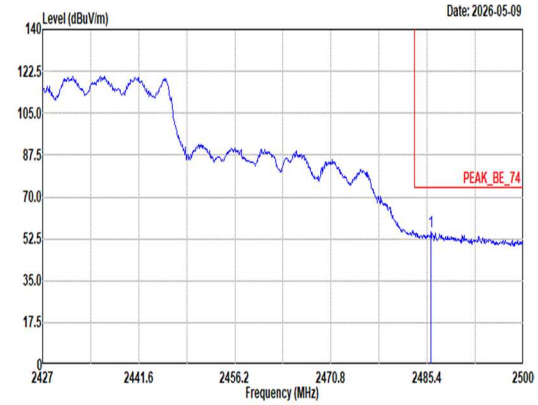 Site : 03CH22-HY Condition: PEAK_BE_74 3m DRH18-E_LE2C04A18EN_250520 HORIZONTAL : RBW:1000.000kHz VBW:3000.000kHz SWT:Auto Limit Read Ant Cable Preamp Aux APos TPos Freq Level Line Margin Level Factor Loss Factor Factor Remark MHz dBuV/m dBuV/m dB dBuV dB/m dB dB dB cm deg 1 2485.98 55.49 74.00 -18.51 43.65 26.76 8.18 32.64 9.54 200 81 Peak	Blank
Avg	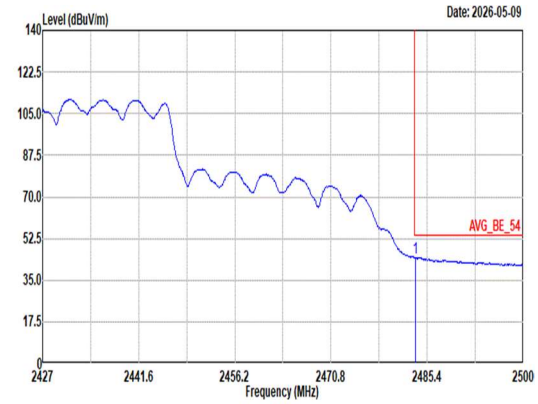 Site : 03CH22-HY Condition: AVG_BE_54 3m DRH18-E_LE2C04A18EN_250520 HORIZONTAL : RBW:1000.000kHz VBW:1.300kHz SWT:Auto Limit Read Ant Cable Preamp Aux APos TPos Freq Level Line Margin Level Factor Loss Factor Factor Remark MHz dBuV/m dBuV/m dB dBuV dB/m dB dB dB cm deg 1 2483.58 44.41 54.00 -9.59 32.59 26.74 8.18 32.64 9.54 200 81 Average	Blank

Mode	17	
	Band Edge - L	
	2400-2483.5_802.11be EHT40_CH4_Full RU_2427MHz	
ANT	DB 1+2+3+4 (CDD)	
Pol.	Vertical	Fundamental
Peak	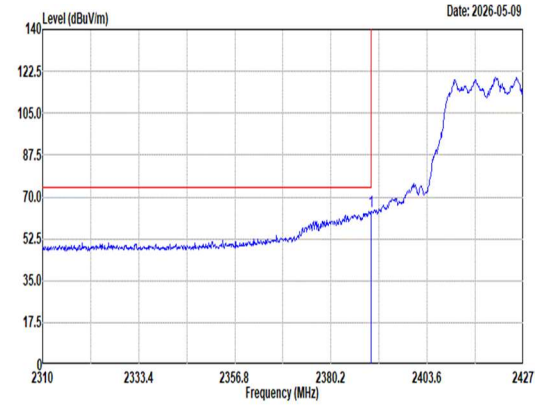 Site : 03CH22-HY Condition: PEAK_BE_74 3m DRH18-E_LE2C04A18EN_250520 VERTICAL : RBW:1000.000kHz VBW:3000.000kHz SWT:Auto Freq Level Limit Line Margin Read Level Ant Factor Cable Loss Preamp Factor Aux Factor APos TPos Remark MHz dBuV/m dBuV/m dB dBuV dB/m dB dB dB cm deg 1 2389.91 63.93 74.00 -10.07 52.32 26.60 8.06 32.58 9.53 100 261 Peak	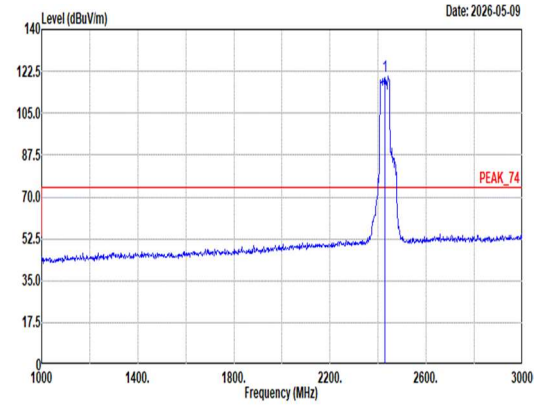 Site : 03CH22-HY Condition: PEAK_74 3m DRH18-E_LE2C04A18EN_250520 VERTICAL : RBW:1000.000kHz VBW:3000.000kHz SWT:Auto Freq Level Limit Line Margin Read Level Ant Factor Cable Loss Preamp Factor Aux Factor APos TPos Remark MHz dBuV/m dBuV/m dB dBuV dB/m dB dB dB cm deg 1 2427.00 120.29 ------ ------ 108.52 26.72 8.13 32.61 9.53 100 261 Peak
Avg	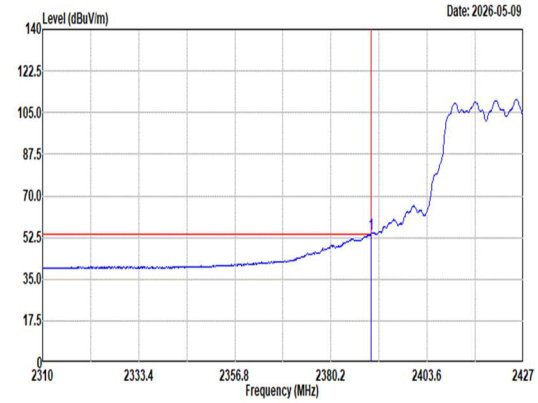 Site : 03CH22-HY Condition: AVG_BE_54 3m DRH18-E_LE2C04A18EN_250520 VERTICAL : RBW:1000.000kHz VBW:1.300kHz SWT:Auto Freq Level Limit Line Margin Read Level Ant Factor Cable Loss Preamp Factor Aux Factor APos TPos Remark MHz dBuV/m dBuV/m dB dBuV dB/m dB dB dB cm deg 1 2389.91 53.76 54.00 -0.24 42.15 26.60 8.06 32.58 9.53 100 261 Average	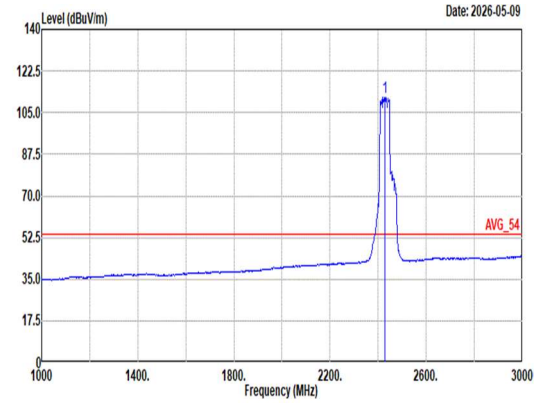 Site : 03CH22-HY Condition: AVG_54 3m DRH18-E_LE2C04A18EN_250520 VERTICAL : RBW:1000.000kHz VBW:1.300kHz SWT:Auto Freq Level Limit Line Margin Read Level Ant Factor Cable Loss Preamp Factor Aux Factor APos TPos Remark MHz dBuV/m dBuV/m dB dBuV dB/m dB dB dB cm deg 1 2427.00 111.57 ------ ------ 99.85 26.68 8.11 32.60 9.53 100 261 Average

Mode	17	
	Band Edge - R	
	2400-2483.5_802.11be EHT40_CH4_Full RU_2427MHz	
ANT	DB 1+2+3+4 (CDD)	
Pol.	Vertical	Fundamental
Peak	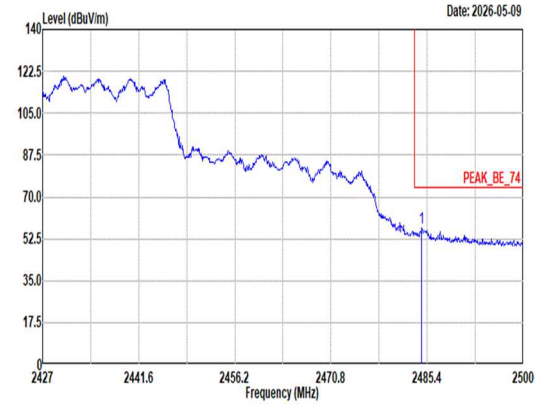 Site : 03CH22-HY Condition: PEAK_BE_74 3m DRH18-E_LE2C04A18EN_250520 VERTICAL : RBW:1000.000kHz VBW:3000.000kHz SWT:Auto Limit Read Ant Cable Preamp Aux APos TPos Freq Level Line Margin Level Factor Loss Factor Factor Remark MHz dBuV/m dBuV/m dB dBuV dB/m dB dB dB cm deg 1 2484.60 57.11 74.00 -16.89 45.28 26.75 8.18 32.64 9.54 100 261 Peak	Blank
Avg	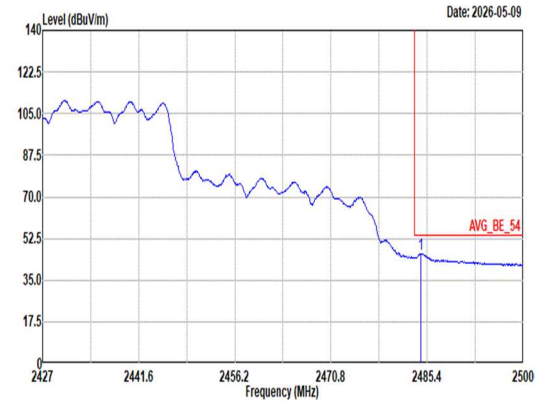 Site : 03CH22-HY Condition: AVG_BE_54 3m DRH18-E_LE2C04A18EN_250520 VERTICAL : RBW:1000.000kHz VBW:1.300kHz SWT:Auto Limit Read Ant Cable Preamp Aux APos TPos Freq Level Line Margin Level Factor Loss Factor Factor Remark MHz dBuV/m dBuV/m dB dBuV dB/m dB dB dB cm deg 1 2484.45 46.16 54.00 -7.84 34.34 26.74 8.18 32.64 9.54 100 261 Average	Blank

Mode	18	
	Band Edge - L	
	2400-2483.5_802.11be EHT40_CH6_Full RU_2437MHz	
ANT	DB 1+2+3+4 (CDD)	
Pol.	Horizontal	Fundamental
Peak	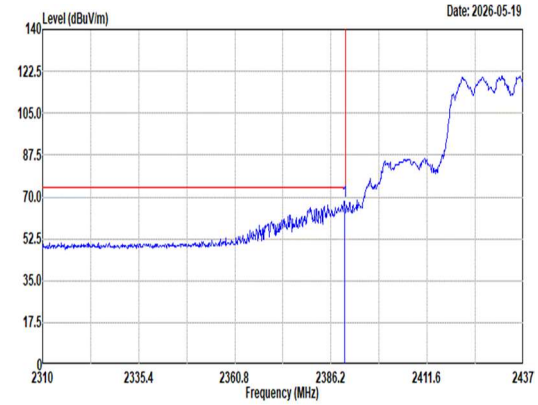 Site : 03CH22-HY Condition: PEAK_BE_74 3m 9120D_02038_250807 HORIZONTAL : RBW:1000.000kHz VBW:3000.000kHz SWT:Auto Freq Level Limit Line Margin Read Level Ant Factor Cable Loss Preamp Factor Aux Factor APos TPos Remark MHz dBuV/m dBuV/m dB dBuV dB/m dB dB dB cm deg 1 2389.76 68.10 74.00 -5.90 55.65 27.40 8.10 32.58 9.53 200 81 Peak	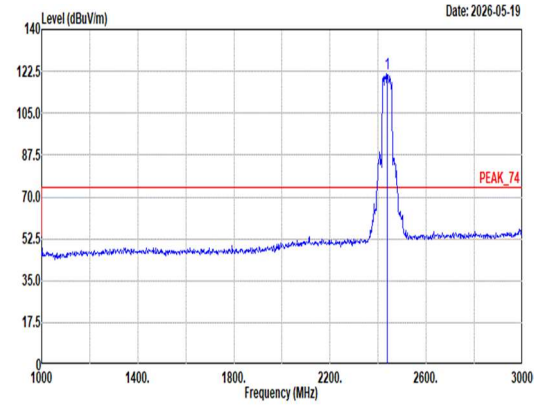 Site : 03CH22-HY Condition: PEAK_74 3m 9120D_02038_250807 HORIZONTAL : RBW:1000.000kHz VBW:3000.000kHz SWT:Auto Freq Level Limit Line Margin Read Level Ant Factor Cable Loss Preamp Factor Aux Factor APos TPos Remark MHz dBuV/m dBuV/m dB dBuV dB/m dB dB dB cm deg 1 2437.00 121.54 ------ ------ 108.87 27.56 8.19 32.61 9.53 200 81 Peak
Avg	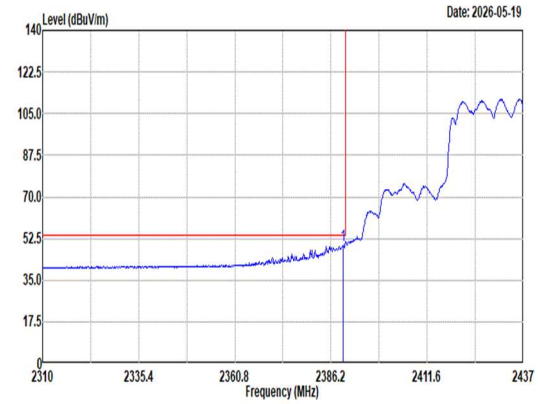 Site : 03CH22-HY Condition: AVG_BE_54 3m 9120D_02038_250807 HORIZONTAL : RBW:1000.000kHz VBW:1.300kHz SWT:Auto Freq Level Limit Line Margin Read Level Ant Factor Cable Loss Preamp Factor Aux Factor APos TPos Remark MHz dBuV/m dBuV/m dB dBuV dB/m dB dB dB cm deg 1 2389.38 49.51 54.00 -4.49 37.07 27.39 8.10 32.58 9.53 200 81 Average	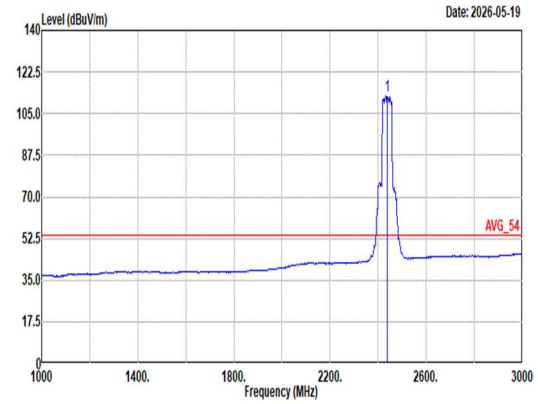 Site : 03CH22-HY Condition: AVG_54 3m 9120D_02038_250807 HORIZONTAL : RBW:1000.000kHz VBW:1.300kHz SWT:Auto Freq Level Limit Line Margin Read Level Ant Factor Cable Loss Preamp Factor Aux Factor APos TPos Remark MHz dBuV/m dBuV/m dB dBuV dB/m dB dB dB cm deg 1 2437.00 112.37 ------ ------ 99.75 27.52 8.18 32.61 9.53 200 81 Average

Mode	18	
	Band Edge - R	
	2400-2483.5_802.11be EHT40_CH6_Full RU_2437MHz	
ANT	DB 1+2+3+4 (CDD)	
Pol.	Horizontal	Fundamental
Peak	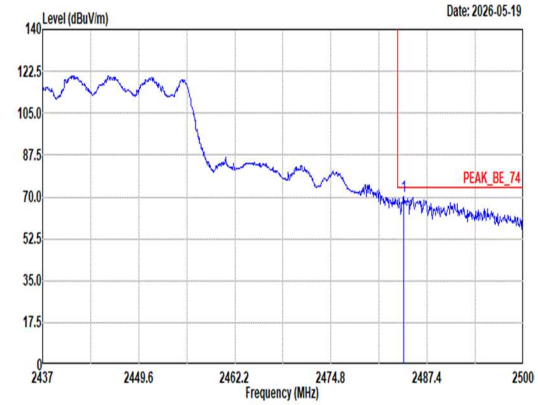 Site : 03CH22-HY Condition: PEAK_BE_74 3m 9120D_02038_250807 HORIZONTAL : RBW:1000.000kHz VBW:3000.000kHz SWT:Auto Limit Read Ant Cable Preamp Aux APos TPos Freq Level Line Margin Level Factor Loss Factor Factor Remark MHz dBuV/m dBuV/m dB dBuV dB/m dB dB dB cm deg 1 2484.38 70.07 74.00 -3.93 57.04 27.84 8.29 32.64 9.54 200 81 Peak	Blank
Avg	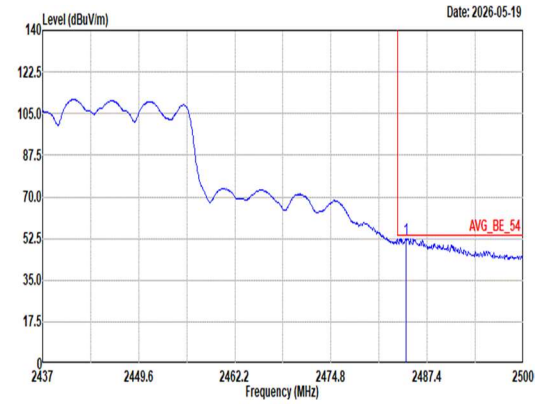 Site : 03CH22-HY Condition: AVG_BE_54 3m 9120D_02038_250807 HORIZONTAL : RBW:1000.000kHz VBW:1.300kHz SWT:Auto Limit Read Ant Cable Preamp Aux APos TPos Freq Level Line Margin Level Factor Loss Factor Factor Remark MHz dBuV/m dBuV/m dB dBuV dB/m dB dB dB cm deg 1 2484.63 52.47 54.00 -1.53 39.43 27.85 8.29 32.64 9.54 200 81 Average	Blank

Mode	18	
	Band Edge - L	
	2400-2483.5_802.11be EHT40_CH6_Full RU_2437MHz	
ANT	DB 1+2+3+4 (CDD)	
Pol.	Vertical	Fundamental
Peak	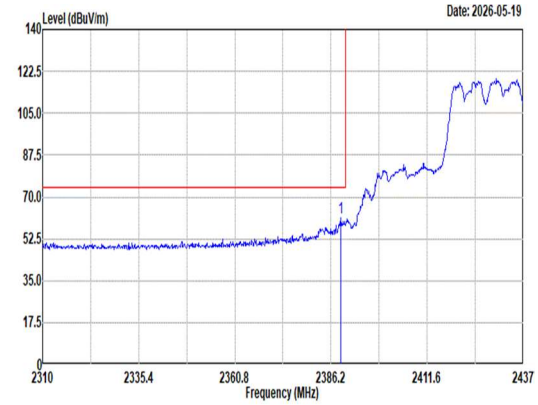 Site : 03CH22-HY Condition: PEAK_BE_74 3m 9120D_02038_250807 VERTICAL : RBW:1000.000kHz VBW:3000.000kHz SWT:Auto Freq Level Limit Line Margin Read Level Ant Factor Cable Loss Preamp Factor Aux Factor APos TPos Remark MHz dBuV/m dBuV/m dB dBuV dB/m dB dB dB cm deg 1 2388.74 61.44 74.00 -12.56 49.00 27.39 8.10 32.58 9.53 100 276 Peak	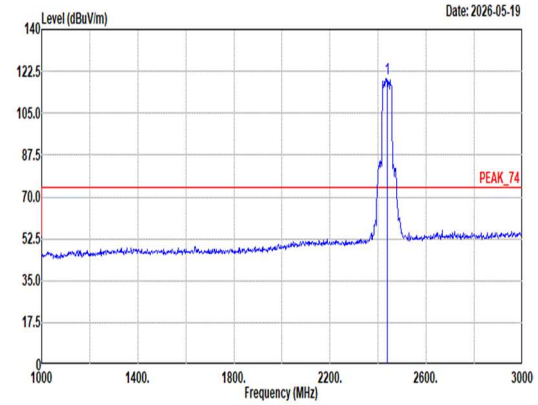 Site : 03CH22-HY Condition: PEAK_74 3m 9120D_02038_250807 VERTICAL : RBW:1000.000kHz VBW:3000.000kHz SWT:Auto Freq Level Limit Line Margin Read Level Ant Factor Cable Loss Preamp Factor Aux Factor APos TPos Remark MHz dBuV/m dBuV/m dB dBuV dB/m dB dB dB cm deg 1 2437.00 119.23 ------ ------ 106.63 27.50 8.17 32.60 9.53 100 276 Peak
Avg	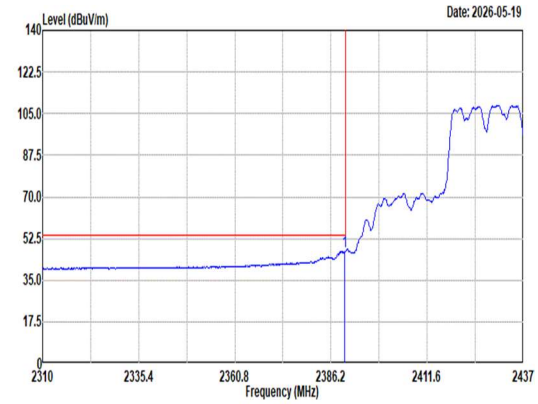 Site : 03CH22-HY Condition: AVG_BE_54 3m 9120D_02038_250807 VERTICAL : RBW:1000.000kHz VBW:1.300kHz SWT:Auto Freq Level Limit Line Margin Read Level Ant Factor Cable Loss Preamp Factor Aux Factor APos TPos Remark MHz dBuV/m dBuV/m dB dBuV dB/m dB dB dB cm deg 1 2389.88 47.01 54.00 -6.99 34.56 27.40 8.10 32.58 9.53 100 276 Average	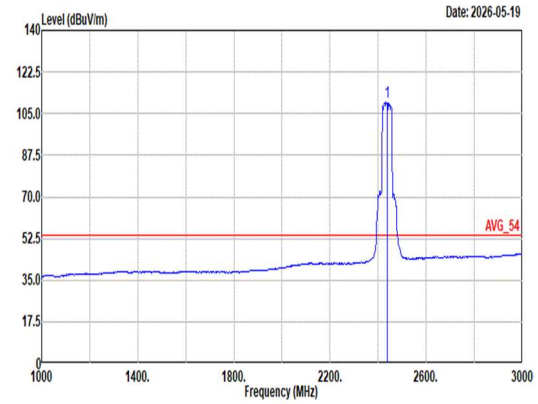 Site : 03CH22-HY Condition: AVG_54 3m 9120D_02038_250807 VERTICAL : RBW:1000.000kHz VBW:1.300kHz SWT:Auto Freq Level Limit Line Margin Read Level Ant Factor Cable Loss Preamp Factor Aux Factor APos TPos Remark MHz dBuV/m dBuV/m dB dBuV dB/m dB dB dB cm deg 1 2437.00 109.71 ------ ------ 97.11 27.50 8.17 32.60 9.53 100 276 Average

Mode	18	
	Band Edge - R	
	2400-2483.5_802.11be EHT40_CH6_Full RU_2437MHz	
ANT	DB 1+2+3+4 (CDD)	
Pol.	Vertical	Fundamental
Peak	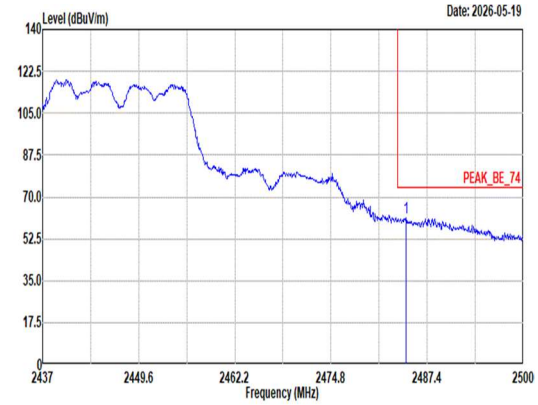 Site : 03CH22-HY Condition: PEAK_BE_74 3m 9120D_02038_250807 VERTICAL : RBW:1000.000kHz VBW:3000.000kHz SWT:Auto Limit Read Ant Cable Preamp Aux APos TPos Freq Level Line Margin Level Factor Loss Factor Factor Remark MHz dBuV/m dBuV/m dB dBuV dB/m dB dB dB cm deg 1 2484.63 61.17 74.00 -12.83 48.13 27.85 8.29 32.64 9.54 100 276 Peak	Blank
Avg	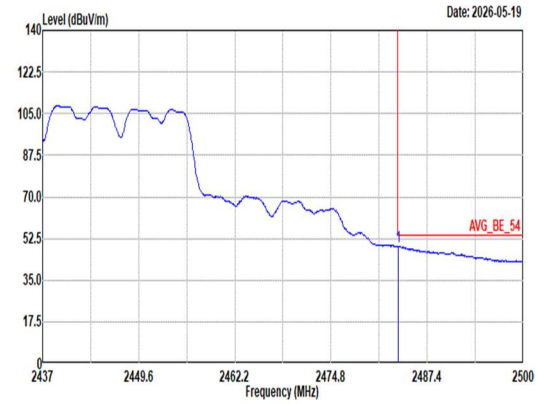 Site : 03CH22-HY Condition: AVG_BE_54 3m 9120D_02038_250807 VERTICAL : RBW:1000.000kHz VBW:1.300kHz SWT:Auto Limit Read Ant Cable Preamp Aux APos TPos Freq Level Line Margin Level Factor Loss Factor Factor Remark MHz dBuV/m dBuV/m dB dBuV dB/m dB dB dB cm deg 1 2483.62 49.13 54.00 -4.87 36.10 27.84 8.29 32.64 9.54 100 276 Average	Blank

Mode	18	
	Harmonic	
	2400-2483.5_802.11be EHT40_CH6_Full RU_2437MHz	
ANT	DB 1+2+3+4 (CDD)	
Pol.	Horizontal	Vertical
Peak Avg	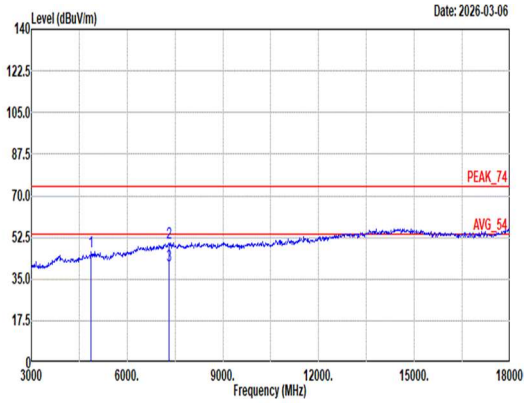 Site : 03CH22-HY Condition: PEAK_74 3m DRH18-E_LE2C04A18EN_250520 HORIZONTAL Freq Level Limit Line Margin Read Level Ant Factor Cable Loss Preamp Factor Aux Factor APos TPos Remark 1 4874.00 46.29 74.00 -27.71 34.65 32.30 11.60 33.55 1.29 -- -- Peak 2 7311.00 50.00 74.00 -24.00 33.47 37.20 14.28 36.03 1.08 -- -- Peak 3 7311.00 40.85 54.00 -13.15 24.32 37.20 14.28 36.03 1.08 -- -- Average	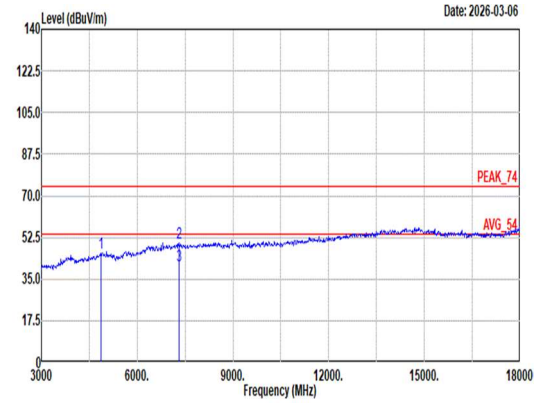 Site : 03CH22-HY Condition: PEAK_74 3m DRH18-E_LE2C04A18EN_250520 VERTICAL Freq Level Limit Line Margin Read Level Ant Factor Cable Loss Preamp Factor Aux Factor APos TPos Remark 1 4874.00 45.91 74.00 -28.09 34.27 32.30 11.60 33.55 1.29 -- -- Peak 2 7311.00 50.09 74.00 -23.91 33.56 37.20 14.28 36.03 1.08 -- -- Peak 3 7311.00 40.87 54.00 -13.13 24.34 37.20 14.28 36.03 1.08 -- -- Average

Mode	18	
	Harmonic	
	2400-2483.5_802.11be EHT40_CH6_Full RU_2437MHz	
ANT	DB 1+2+3+4 (CDD)	
Pol.	Horizontal	Vertical
10.6G ~18G Avg	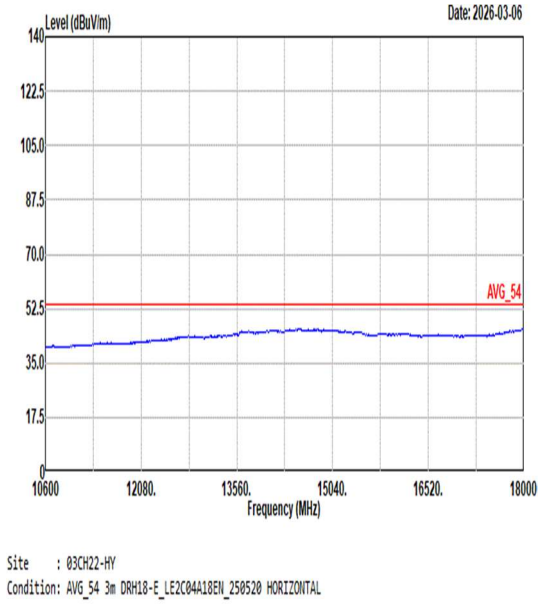	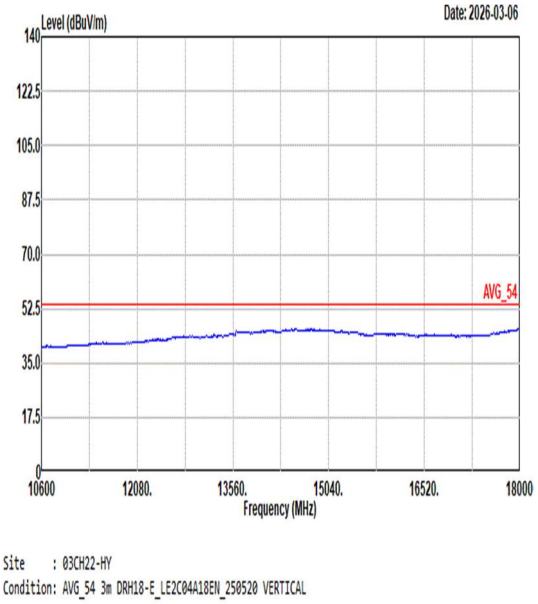

Mode	19	
	Band Edge - L	
	2400-2483.5_802.11be EHT40_CH8_Full RU_2447MHz	
ANT	DB 1+2+3+4 (CDD)	
Pol.	Horizontal	Fundamental
Peak	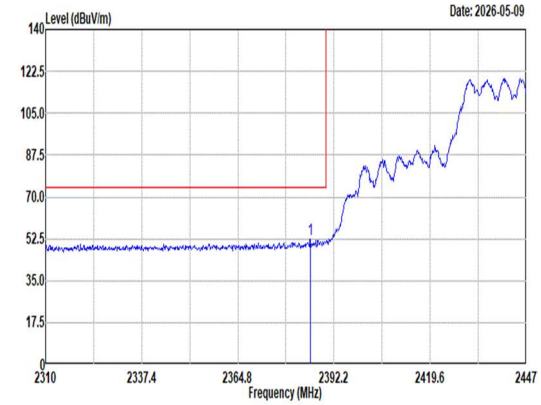 Site : 03CH22-HY Condition: PEAK_BE_74 3m DRH18-E_LE2C04A18EN_250520 HORIZONTAL : RBW:1000.000kHz VBW:3000.000kHz SWT:Auto Freq Level Limit Line Margin Read Level Ant Factor Cable Loss Preamp Factor Aux Factor APos TPos Remark MHz dBuV/m dBuV/m dB dBuV dB/m dB dB dB cm deg 1 2385.49 52.46 74.00 -21.54 40.80 26.65 8.06 32.57 9.52 199 84 Peak	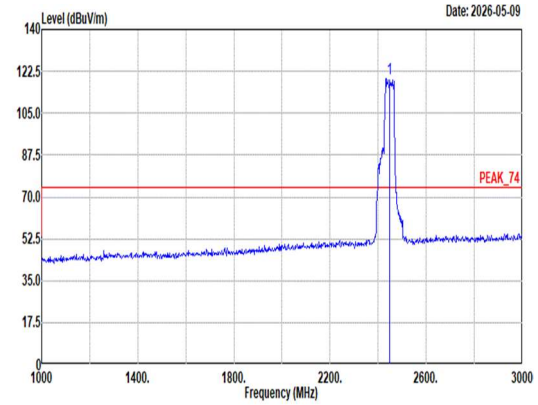 Site : 03CH22-HY Condition: PEAK_74 3m DRH18-E_LE2C04A18EN_250520 HORIZONTAL : RBW:1000.000kHz VBW:3000.000kHz SWT:Auto Freq Level Limit Line Margin Read Level Ant Factor Cable Loss Preamp Factor Aux Factor APos TPos Remark MHz dBuV/m dBuV/m dB dBuV dB/m dB dB dB cm deg 1 2447.00 119.41 ------ ------ 107.75 26.62 8.12 32.61 9.53 199 84 Peak
Avg	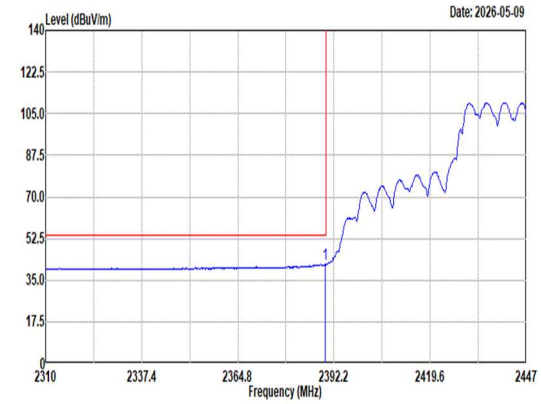 Site : 03CH22-HY Condition: AVG_BE_54 3m DRH18-E_LE2C04A18EN_250520 HORIZONTAL : RBW:1000.000kHz VBW:1.300kHz SWT:Auto Freq Level Limit Line Margin Read Level Ant Factor Cable Loss Preamp Factor Aux Factor APos TPos Remark MHz dBuV/m dBuV/m dB dBuV dB/m dB dB dB cm deg 1 2389.60 41.49 54.00 -12.51 29.88 26.60 8.06 32.58 9.53 199 84 Average	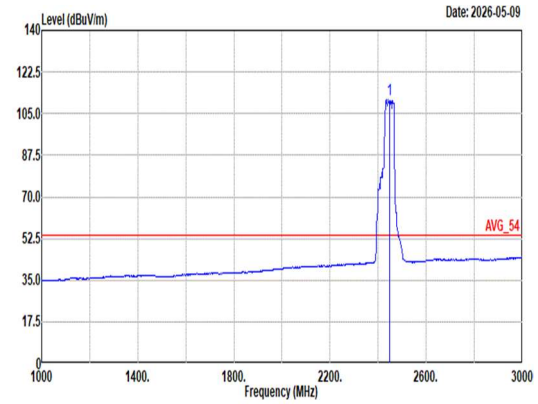 Site : 03CH22-HY Condition: AVG_54 3m DRH18-E_LE2C04A18EN_250520 HORIZONTAL : RBW:1000.000kHz VBW:1.300kHz SWT:Auto Freq Level Limit Line Margin Read Level Ant Factor Cable Loss Preamp Factor Aux Factor APos TPos Remark MHz dBuV/m dBuV/m dB dBuV dB/m dB dB dB cm deg 1 2447.00 110.85 ------ ------ 99.10 26.70 8.13 32.61 9.53 199 84 Average

Mode	19	
	Band Edge - R	
	2400-2483.5_802.11be EHT40_CH8_Full RU_2447MHz	
ANT	DB 1+2+3+4 (CDD)	
Pol.	Horizontal	Fundamental
Peak	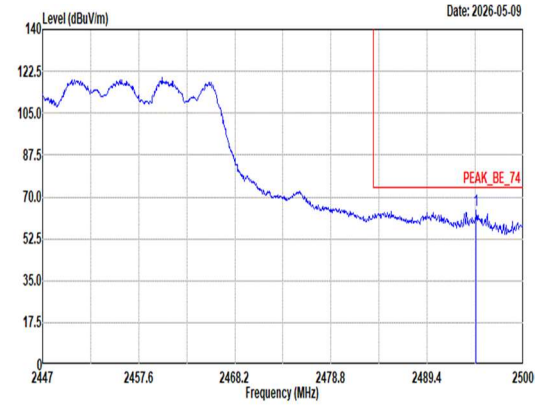 Site : 03CH22-HY Condition: PEAK_BE_74 3m DRH18-E_LE2C04A18EN_250520 HORIZONTAL : RBW:1000.000kHz VBW:3000.000kHz SWT:Auto Limit Read Ant Cable Preamp Aux APos TPos Freq Level Line Margin Level Factor Loss Factor Factor Remark MHz dBuV/m dBuV/m dB dBuV dB/m dB dB dB cm deg 1 2494.81 64.41 74.00 -9.59 52.53 26.80 8.19 32.65 9.54 199 84 Peak	Blank
Avg	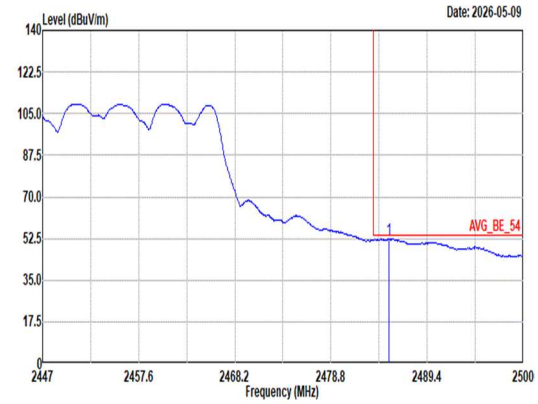 Site : 03CH22-HY Condition: AVG_BE_54 3m DRH18-E_LE2C04A18EN_250520 HORIZONTAL : RBW:1000.000kHz VBW:1.300kHz SWT:Auto Limit Read Ant Cable Preamp Aux APos TPos Freq Level Line Margin Level Factor Loss Factor Factor Remark MHz dBuV/m dBuV/m dB dBuV dB/m dB dB dB cm deg 1 2485.21 52.43 54.00 -1.57 40.60 26.75 8.18 32.64 9.54 199 84 Average	Blank

Mode	19	
	Band Edge - L	
	2400-2483.5_802.11be EHT40_CH8_Full RU_2447MHz	
ANT	DB 1+2+3+4 (CDD)	
Pol.	Vertical	Fundamental
Peak	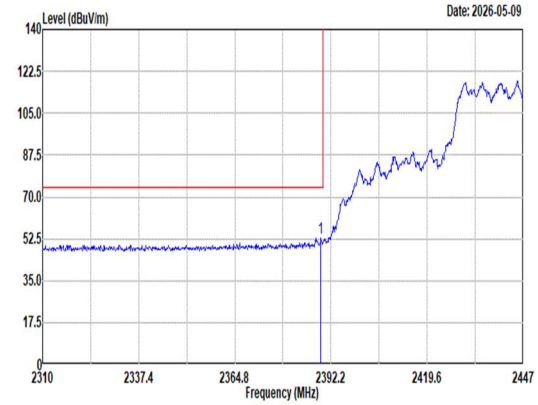 Site : 03CH22-HY Condition: PEAK_BE_74 3m DRH18-E_LE2C04A18EN_250520 VERTICAL : RBW:1000.000kHz VBW:3000.000kHz SWT:Auto 1 2389.32 52.86 74.00 -21.14 41.24 26.61 8.06 32.58 9.53 108 262 Peak	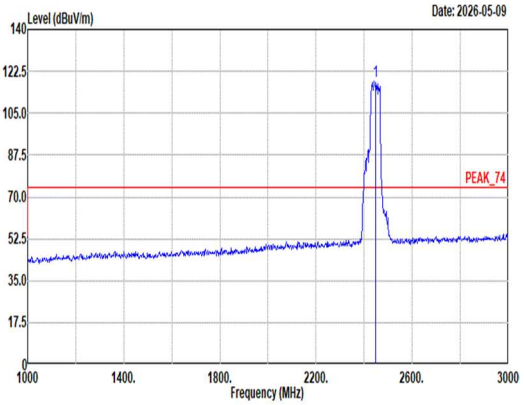 Site : 03CH22-HY Condition: PEAK_74 3m DRH18-E_LE2C04A18EN_250520 VERTICAL : RBW:1000.000kHz VBW:3000.000kHz SWT:Auto 1 2447.00 118.36 ------ ------ 106.61 26.70 8.13 32.61 9.53 108 262 Peak
Avg	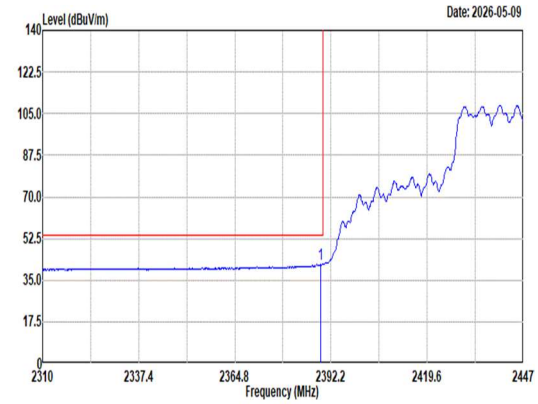 Site : 03CH22-HY Condition: AVG_BE_54 3m DRH18-E_LE2C04A18EN_250520 VERTICAL : RBW:1000.000kHz VBW:1.300kHz SWT:Auto 1 2389.32 41.63 54.00 -12.37 30.01 26.61 8.06 32.58 9.53 108 262 Average	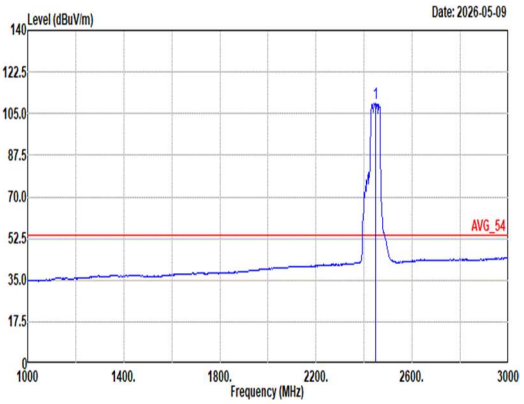 Site : 03CH22-HY Condition: AVG_54 3m DRH18-E_LE2C04A18EN_250520 VERTICAL : RBW:1000.000kHz VBW:1.300kHz SWT:Auto 1 2447.00 109.45 ------ ------ 97.70 26.70 8.13 32.61 9.53 108 262 Average

Mode	19	
	Band Edge - R	
	2400-2483.5_802.11be EHT40_CH8_Full RU_2447MHz	
ANT	DB 1+2+3+4 (CDD)	
Pol.	Vertical	Fundamental
Peak	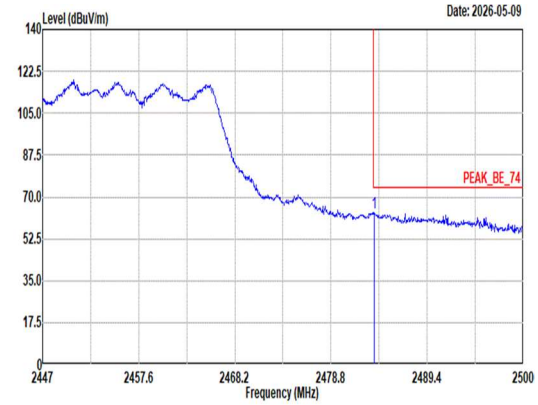 Site : 03CH22-HY Condition: PEAK_BE_74 3m DRH18-E_LE2C04A18EN_250520 VERTICAL : RBW:1000.000kHz VBW:3000.000kHz SWT:Auto Limit Read Ant Cable Preamp Aux APos TPos Freq Level Line Margin Level Factor Loss Factor Factor Remark MHz dBuV/m dBuV/m dB dBuV dB/m dB dB dB cm deg 1 2483.57 63.46 74.00 -10.54 51.64 26.74 8.18 32.64 9.54 108 262 Peak	Blank
Avg	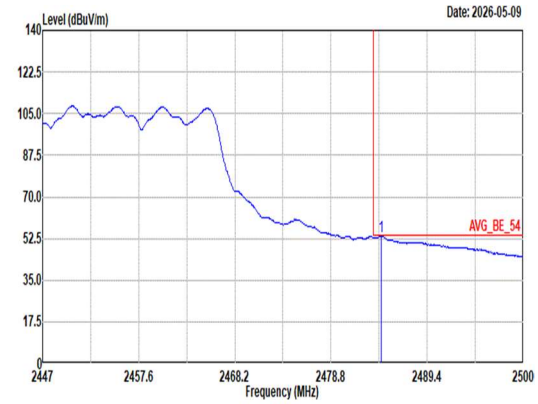 Site : 03CH22-HY Condition: AVG_BE_54 3m DRH18-E_LE2C04A18EN_250520 VERTICAL : RBW:1000.000kHz VBW:1.300kHz SWT:Auto Limit Read Ant Cable Preamp Aux APos TPos Freq Level Line Margin Level Factor Loss Factor Factor Remark MHz dBuV/m dBuV/m dB dBuV dB/m dB dB dB cm deg 1 2484.31 53.54 54.00 -0.46 41.72 26.74 8.18 32.64 9.54 108 262 Average	Blank

Mode	20	
	Band Edge - L	
	2400-2483.5_802.11be EHT40_CH9_Full RU_2452MHz	
ANT	DB 1+2+3+4 (CDD)	
Pol.	Horizontal	Fundamental
Peak	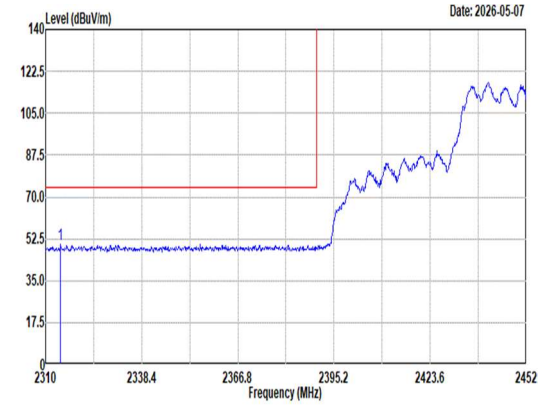 Site : 03CH22-HY Condition: PEAK_BE_74 3m DRH18-E_LE2C04A18EN_250520 HORIZONTAL : RBW:1000.000kHz VBW:3000.000kHz SWT:Auto Freq Level Limit Line Margin Read Level Ant Factor Cable Loss Preamp Factor Aux Factor APos TPos Remark MHz dBuV/m dBuV/m dB dBuV dB/m dB dB dB cm deg 1 2314.40 50.21 74.00 -23.79 38.45 26.84 7.95 32.53 9.50 158 85 Peak	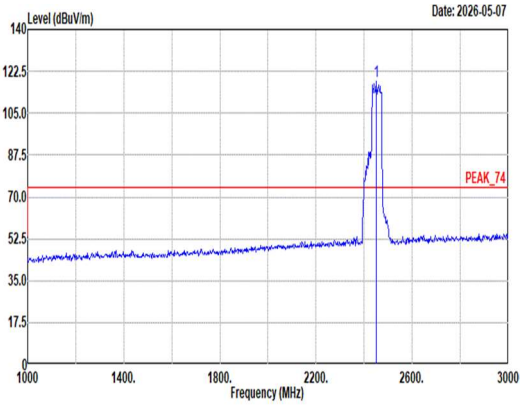 Site : 03CH22-HY Condition: PEAK_74 3m DRH18-E_LE2C04A18EN_250520 HORIZONTAL : RBW:1000.000kHz VBW:3000.000kHz SWT:Auto Freq Level Limit Line Margin Read Level Ant Factor Cable Loss Preamp Factor Aux Factor APos TPos Remark MHz dBuV/m dBuV/m dB dBuV dB/m dB dB dB cm deg 1 2452.00 118.38 ------ ------ 106.53 26.80 8.14 32.62 9.53 158 85 Peak
Avg	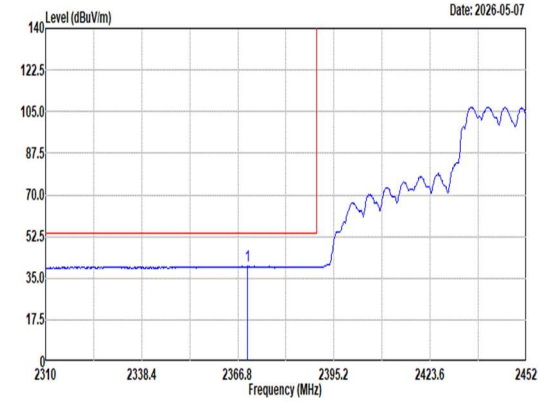 Site : 03CH22-HY Condition: AVG_BE_54 3m DRH18-E_LE2C04A18EN_250520 HORIZONTAL : RBW:1000.000kHz VBW:1.300kHz SWT:Auto Freq Level Limit Line Margin Read Level Ant Factor Cable Loss Preamp Factor Aux Factor APos TPos Remark MHz dBuV/m dBuV/m dB dBuV dB/m dB dB dB cm deg 1 2369.64 39.98 54.00 -14.02 28.09 26.90 8.03 32.56 9.52 158 85 Average	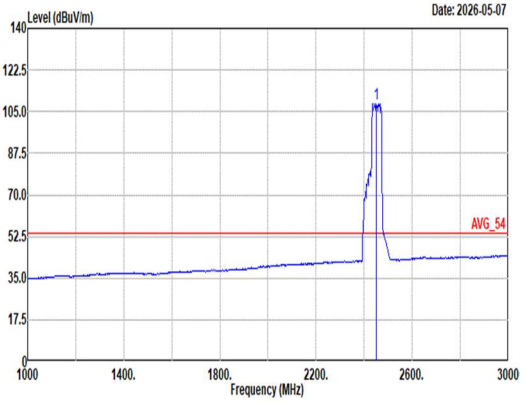 Site : 03CH22-HY Condition: AVG_54 3m DRH18-E_LE2C04A18EN_250520 HORIZONTAL : RBW:1000.000kHz VBW:1.300kHz SWT:Auto Freq Level Limit Line Margin Read Level Ant Factor Cable Loss Preamp Factor Aux Factor APos TPos Remark MHz dBuV/m dBuV/m dB dBuV dB/m dB dB dB cm deg 1 2452.00 108.35 ------ ------ 96.58 26.70 8.15 32.62 9.54 158 85 Average

Mode	20	
	Band Edge - R	
	2400-2483.5_802.11be EHT40_CH9_Full RU_2452MHz	
ANT	DB 1+2+3+4 (CDD)	
Pol.	Horizontal	Fundamental
Peak	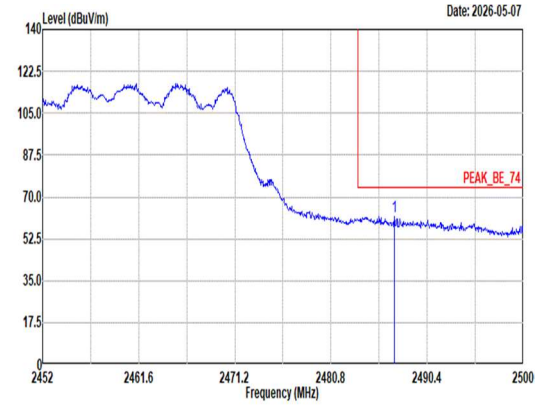 Site : 03CH22-HY Condition: PEAK_BE_74 3m DRH18-E_LE2C04A18EN_250520 HORIZONTAL : RBW:1000.000kHz VBW:3000.000kHz SWT:Auto Limit Read Ant Cable Preamp Aux APos TPos Freq Level Line Margin Level Factor Loss Factor Factor Remark MHz dBuV/m dBuV/m dB dBuV dB/m dB dB dB cm deg 1 2487.14 61.86 74.00 -12.14 50.01 26.77 8.18 32.64 9.54 158 85 Peak	Blank
Avg	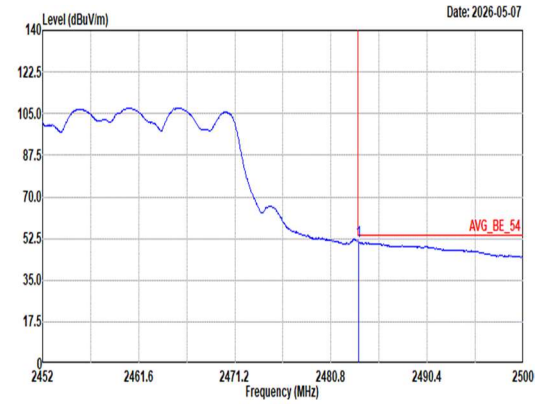 Site : 03CH22-HY Condition: AVG_BE_54 3m DRH18-E_LE2C04A18EN_250520 HORIZONTAL : RBW:1000.000kHz VBW:1.300kHz SWT:Auto Limit Read Ant Cable Preamp Aux APos TPos Freq Level Line Margin Level Factor Loss Factor Factor Remark MHz dBuV/m dBuV/m dB dBuV dB/m dB dB dB cm deg 1 2483.54 51.10 54.00 -2.90 39.28 26.74 8.18 32.64 9.54 158 85 Average	Blank

Mode	20	
	Band Edge - L	
	2400-2483.5_802.11be EHT40_CH9_Full RU_2452MHz	
ANT	DB 1+2+3+4 (CDD)	
Pol.	Vertical	Fundamental
Peak	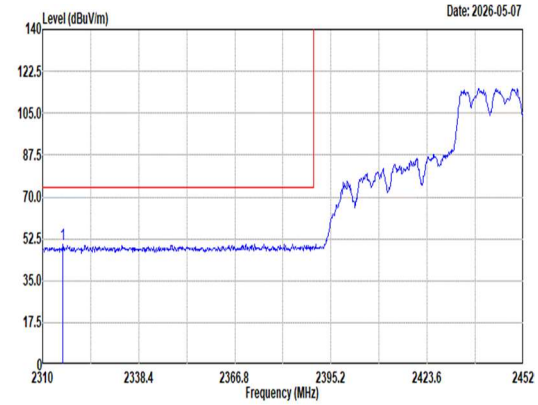 Site : 03CH22-HY Condition: PEAK_BE_74 3m DRH18-E_LE2C04A18EN_250520 VERTICAL : RBW:1000.000kHz VBW:3000.000kHz SWT:Auto Freq Level Limit Line Margin Read Level Ant Factor Cable Loss Preamp Factor Aux Factor APos TPos Remark MHz dBuV/m dBuV/m dB dBuV dB/m dB dB dB cm deg 1 2315.96 50.42 74.00 -23.58 38.64 26.86 7.95 32.53 9.50 100 280 Peak	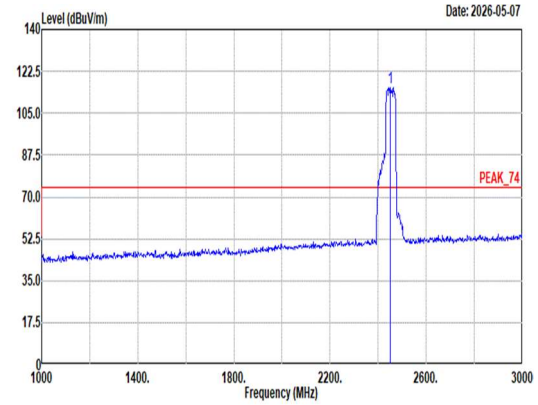 Site : 03CH22-HY Condition: PEAK_74 3m DRH18-E_LE2C04A18EN_250520 VERTICAL : RBW:1000.000kHz VBW:3000.000kHz SWT:Auto Freq Level Limit Line Margin Read Level Ant Factor Cable Loss Preamp Factor Aux Factor APos TPos Remark MHz dBuV/m dBuV/m dB dBuV dB/m dB dB dB cm deg 1 2452.00 115.89 ------ ------ 104.10 26.74 8.13 32.61 9.53 100 280 Peak
Avg	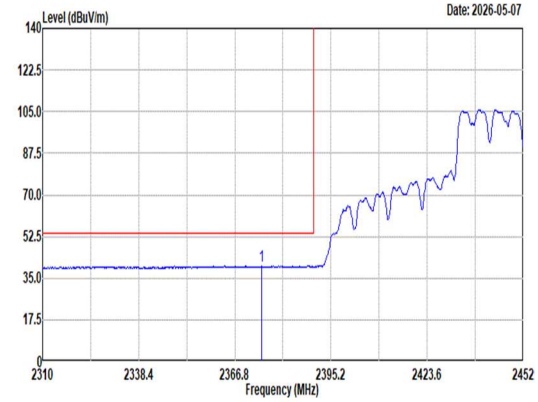 Site : 03CH22-HY Condition: AVG_BE_54 3m DRH18-E_LE2C04A18EN_250520 VERTICAL : RBW:1000.000kHz VBW:1.300kHz SWT:Auto Freq Level Limit Line Margin Read Level Ant Factor Cable Loss Preamp Factor Aux Factor APos TPos Remark MHz dBuV/m dBuV/m dB dBuV dB/m dB dB dB cm deg 1 2374.75 40.14 54.00 -13.86 28.35 26.80 8.04 32.57 9.52 100 280 Average	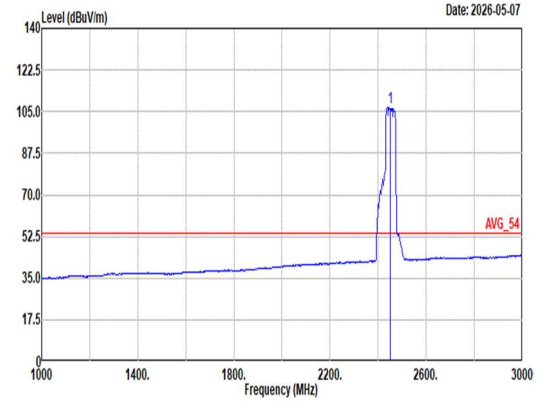 Site : 03CH22-HY Condition: AVG_54 3m DRH18-E_LE2C04A18EN_250520 VERTICAL : RBW:1000.000kHz VBW:1.300kHz SWT:Auto Freq Level Limit Line Margin Read Level Ant Factor Cable Loss Preamp Factor Aux Factor APos TPos Remark MHz dBuV/m dBuV/m dB dBuV dB/m dB dB dB cm deg 1 2452.00 106.79 ------ ------ 95.04 26.70 8.13 32.61 9.53 100 280 Average

Mode	20	
	Band Edge - R	
	2400-2483.5_802.11be EHT40_CH9_Full RU_2452MHz	
ANT	DB 1+2+3+4 (CDD)	
Pol.	Vertical	Fundamental
Peak	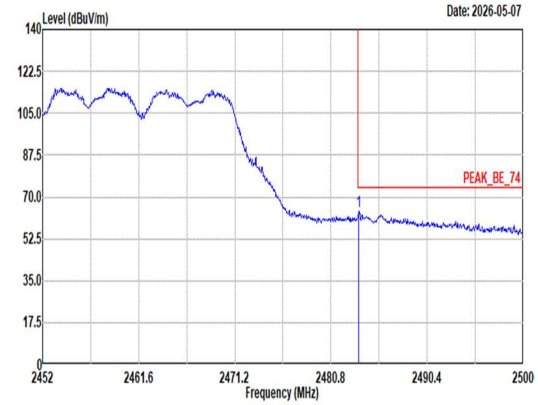 Site : 03CH22-HY Condition: PEAK_BE_74 3m DRH18-E_LE2C04A18EN_250520 VERTICAL : RBW:1000.000kHz VBW:3000.000kHz SWT:Auto Limit Read Ant Cable Preamp Aux APos TPos Freq Level Line Margin Level Factor Loss Factor Factor Remark MHz dBuV/m dBuV/m dB dBuV dB/m dB dB dB cm deg 1 2483.54 63.94 74.00 -10.06 52.12 26.74 8.18 32.64 9.54 100 280 Peak	Blank
Avg	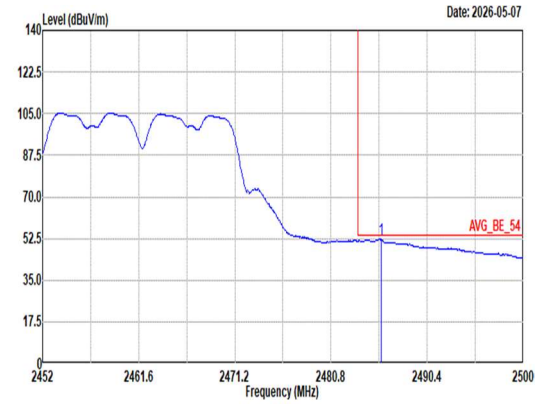 Site : 03CH22-HY Condition: AVG_BE_54 3m DRH18-E_LE2C04A18EN_250520 VERTICAL : RBW:1000.000kHz VBW:1.300kHz SWT:Auto Limit Read Ant Cable Preamp Aux APos TPos Freq Level Line Margin Level Factor Loss Factor Factor Remark MHz dBuV/m dBuV/m dB dBuV dB/m dB dB dB cm deg 1 2485.79 52.28 54.00 -1.72 40.44 26.76 8.18 32.64 9.54 100 280 Average	Blank

Mode	20	
	Harmonic	
	2400-2483.5_802.11be EHT40_CH9_Full RU_2452MHz	
ANT	DB 1+2+3+4 (CDD)	
Pol.	Horizontal	Vertical
Peak Avg	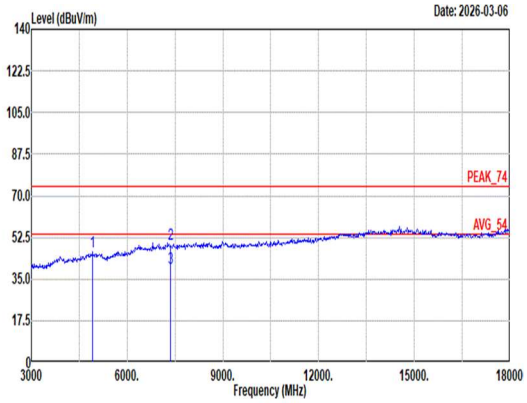 Site : 03CH22-HY Condition: PEAK_74 3m DRH18-E_LE2C04A18EN_250520 HORIZONTAL Freq Level Limit Line Margin Read Level Ant Factor Cable Loss Preamp Factor Aux Factor APos TPos Remark MHz dBuV/m dBuV/m dB dBuV dB/m dB dB dB cm deg 1 4904.00 46.35 74.00 -27.65 34.62 32.42 11.64 33.55 1.22 -- -- Peak 2 7356.00 49.60 74.00 -24.40 33.11 37.19 14.28 36.07 1.09 -- -- Peak 3 7356.00 39.65 54.00 -14.35 23.16 37.19 14.28 36.07 1.09 -- -- Average	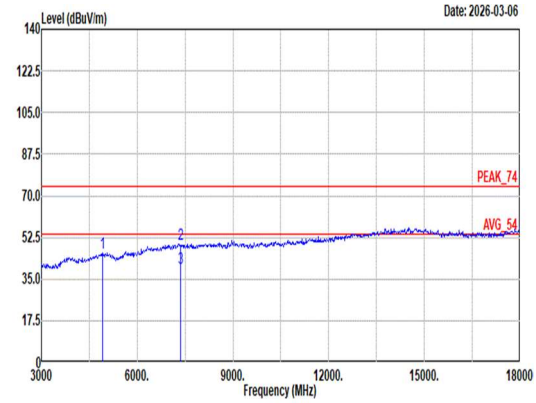 Site : 03CH22-HY Condition: PEAK_74 3m DRH18-E_LE2C04A18EN_250520 VERTICAL Freq Level Limit Line Margin Read Level Ant Factor Cable Loss Preamp Factor Aux Factor APos TPos Remark MHz dBuV/m dBuV/m dB dBuV dB/m dB dB dB cm deg 1 4904.00 45.82 74.00 -28.18 34.09 32.42 11.64 33.55 1.22 -- -- Peak 2 7356.00 49.56 74.00 -24.44 33.07 37.19 14.28 36.07 1.09 -- -- Peak 3 7356.00 39.58 54.00 -14.42 23.09 37.19 14.28 36.07 1.09 -- -- Average

Mode	20	
	Harmonic	
	2400-2483.5_802.11be EHT40_CH9_Full RU_2452MHz	
ANT	DB 1+2+3+4 (CDD)	
Pol.	Horizontal	Vertical
10.6G ~18G Avg	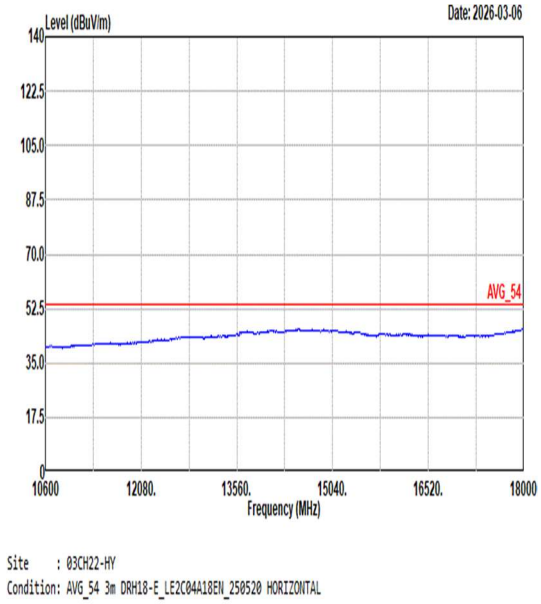	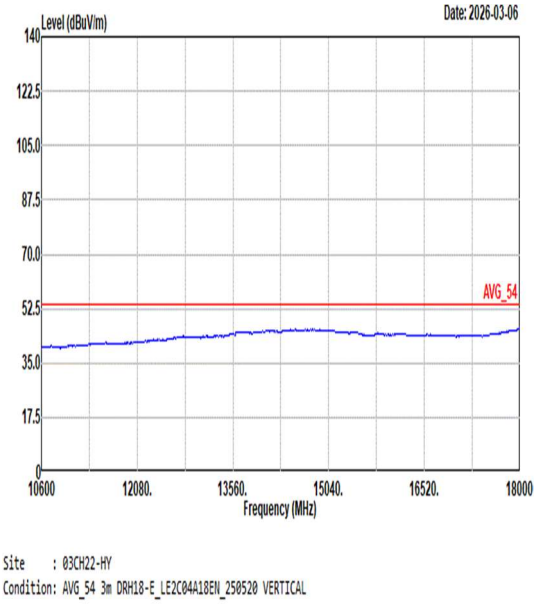

<TXBF Mode>

C2-1.Radiated Spurious Emission Test Modes

Mode	Band (MHz)	Antenna	Modulation	Channel	Frequency	Data Rate	RU	Remark
Mode 21	2400-2483.5	DB 1+2+3+4 (TXBF)	802.11be EHT20	1	2412	MCS0	Full RU	-
Mode 22	2400-2483.5	DB 1+2+3+4 (TXBF)	802.11be EHT20	2	2417	MCS0	Full RU	-
Mode 23	2400-2483.5	DB 1+2+3+4 (TXBF)	802.11be EHT20	6	2437	MCS0	Full RU	-
Mode 24	2400-2483.5	DB 1+2+3+4 (TXBF)	802.11be EHT20	10	2457	MCS0	Full RU	-
Mode 25	2400-2483.5	DB 1+2+3+4 (TXBF)	802.11be EHT20	11	2462	MCS0	Full RU	-
Mode 26	2400-2483.5	DB 1+2+3+4 (TXBF)	802.11be EHT40	3	2422	MCS0	Full RU	-
Mode 27	2400-2483.5	DB 1+2+3+4 (TXBF)	802.11be EHT40	4	2427	MCS0	Full RU	-
Mode 28	2400-2483.5	DB 1+2+3+4 (TXBF)	802.11be EHT40	6	2437	MCS0	Full RU	-
Mode 29	2400-2483.5	DB 1+2+3+4 (TXBF)	802.11be EHT40	8	2447	MCS0	Full RU	-
Mode 30	2400-2483.5	DB 1+2+3+4 (TXBF)	802.11be EHT40	9	2452	MCS0	Full RU	-
Mode 31	2400-2483.5	DB 1+2+3+4 (TXBF)	802.11be EHT40	4	2427	MCS0	Full RU	SHF

Mode	Band (MHz)	Antenna	Modulation	Channel	Frequency	Data Rate	RU	Remark
Mode 32	2400-2483.5	DB 1+2+3+4 (TXBF)	802.11be EHT40	4	2427	MCS0	Full RU	LF

C2-2. Summary of each worse mode

Mode	Modulation	Ch.	Freq. (MHz)	Level (dBuV/m)	Limit (dBuV/m)	Margin (dB)	Pol.	Peak Avg.	Result	RU	Remark
21	802.11be EHT20	1	2389.95	53.58	54.00	-0.42	V	Avg.	Pass	Full RU	Band Edge
	802.11be EHT20	1	4824.00	45.44	74.00	-28.56	V	Peak	Pass	Full RU	Harmonic
22	802.11be EHT20	2	2389.93	53.77	54.00	-0.23	V	Avg.	Pass	Full RU	Band Edge
	802.11be EHT20	2	-	-	-	-	-	-	-	Full RU	Harmonic
23	802.11be EHT20	6	2389.88	52.83	54.00	-1.17	V	Avg.	Pass	Full RU	Band Edge
	802.11be EHT20	6	7311.00	43.59	54.00	-10.41	H	Avg.	Pass	Full RU	Harmonic
24	802.11be EHT20	10	2483.53	53.30	54.00	-0.70	V	Avg.	Pass	Full RU	Band Edge
	802.11be EHT20	10	-	-	-	-	-	-	-	Full RU	Harmonic
25	802.11be EHT20	11	2483.51	53.15	54.00	-0.85	H	Avg.	Pass	Full RU	Band Edge
	802.11be EHT20	11	7386.00	39.65	54.00	-14.35	H	Avg.	Pass	Full RU	Harmonic
26	802.11be EHT40	3	2389.97	53.42	54.00	-0.58	V	Avg.	Pass	Full RU	Band Edge

Mode	Modulation	Ch.	Freq. (MHz)	Level (dBuV/m)	Limit (dBuV/m)	Margin (dB)	Pol.	Peak Avg.	Result	RU	Remark
26	802.11be EHT40	3	7266.00	40.55	54.00	-13.45	V	Avg.	Pass	Full RU	Harmonic
27	802.11be EHT40	4	2389.56	53.95	54.00	-0.05	V	Avg.	Pass	Full RU	Band Edge
	802.11be EHT40	4	-	-	-	-	-	-	-	Full RU	Harmonic
28	802.11be EHT40	6	2483.56	52.35	54.00	-1.65	V	Avg.	Pass	Full RU	Band Edge
	802.11be EHT40	6	7311.00	39.51	54.00	-14.49	H	Avg.	Pass	Full RU	Harmonic
29	802.11be EHT40	8	2484.21	53.48	54.00	-0.52	V	Avg.	Pass	Full RU	Band Edge
	802.11be EHT40	8	-	-	-	-	-	-	-	Full RU	Harmonic
30	802.11be EHT40	9	2491.65	53.56	54.00	-0.44	H	Avg.	Pass	Full RU	Band Edge
	802.11be EHT40	9	7356.00	40.21	54.00	-13.79	V	Avg.	Pass	Full RU	Harmonic
31	SHF	4	24956.57	38.72	74.00	-35.28	V	Peak	Pass	-	SHF
32	LF	4	37.76	39.08	40.00	-0.92	V	QP	Pass	-	LF