Mode	21	
	Band Edge	
	2400-2483.5_802.11be EHT20_CH1_Full RU_2412MHz	
ANT	DB 1+2+3+4 (TXBF)	
Pol.	Horizontal	Fundamental
Peak	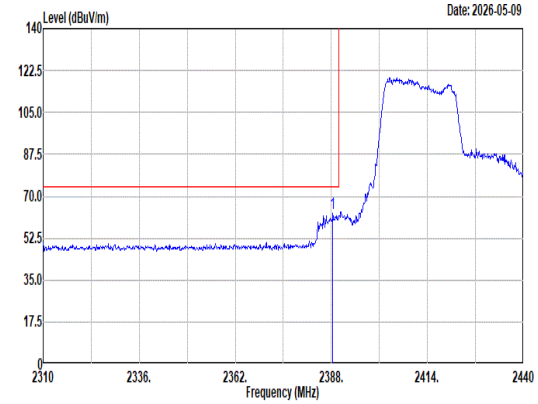 Site : 03CH22-HY Condition: PEAK_BE_74 3m DRH18-E_LE2C04A18EN_250520 HORIZONTAL : RBW:1000.000kHz VBW:3000.000kHz SWT:Auto Freq Level Limit Line Margin Read Level Ant Factor Cable Loss Preamp Factor Aux Factor APos TPos Remark MHz dBuV/m dBuV/m dB dBuV dB/m dB dB dB cm deg 1 2388.39 62.70 74.00 -11.30 51.07 26.62 8.06 32.58 9.53 200 79 Peak	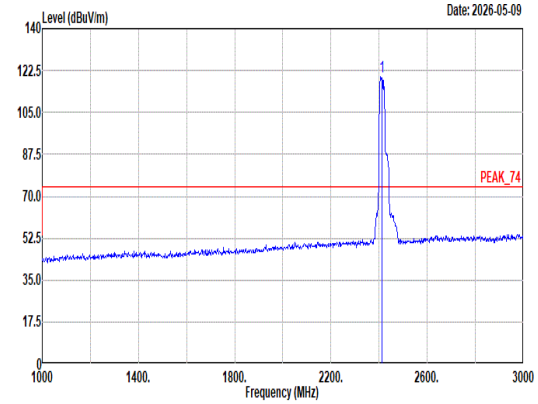 Site : 03CH22-HY Condition: PEAK_74 3m DRH18-E_LE2C04A18EN_250520 HORIZONTAL : RBW:1000.000kHz VBW:3000.000kHz SWT:Auto Freq Level Limit Line Margin Read Level Ant Factor Cable Loss Preamp Factor Aux Factor APos TPos Remark MHz dBuV/m dBuV/m dB dBuV dB/m dB dB dB cm deg 1 2412.00 119.94 ------ ------ 108.15 26.76 8.09 32.59 9.53 200 79 Peak
Avg	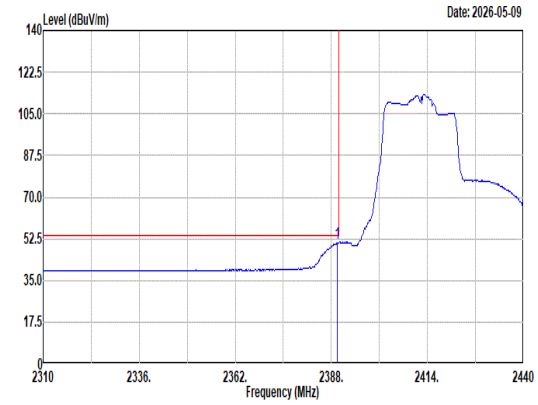 Site : 03CH22-HY Condition: AVG_BE_54 3m DRH18-E_LE2C04A18EN_250520 HORIZONTAL : RBW:1000.000kHz VBW:0.330kHz SWT:Auto Freq Level Limit Line Margin Read Level Ant Factor Cable Loss Preamp Factor Aux Factor APos TPos Remark MHz dBuV/m dBuV/m dB dBuV dB/m dB dB dB cm deg 1 2389.69 50.93 54.00 -3.07 39.32 26.60 8.06 32.58 9.53 200 79 Average	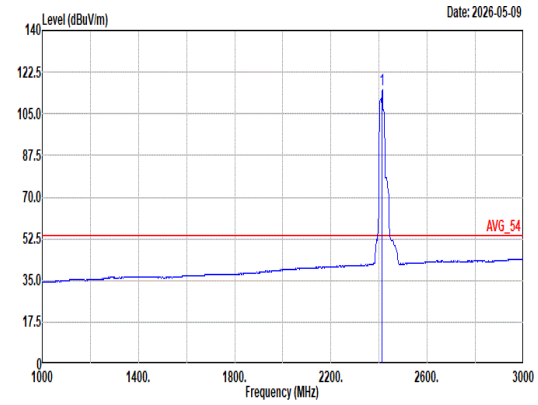 Site : 03CH22-HY Condition: AVG_54 3m DRH18-E_LE2C04A18EN_250520 HORIZONTAL : RBW:1000.000kHz VBW:0.330kHz SWT:Auto Freq Level Limit Line Margin Read Level Ant Factor Cable Loss Preamp Factor Aux Factor APos TPos Remark MHz dBuV/m dBuV/m dB dBuV dB/m dB dB dB cm deg 1 2412.00 115.34 ------ ------ 103.50 26.80 8.10 32.59 9.53 200 79 Average

Mode	21	
	Band Edge	
	2400-2483.5_802.11be EHT20_CH1_Full RU_2412MHz	
ANT	DB 1+2+3+4 (TXBF)	
Pol.	Vertical	Fundamental
Peak	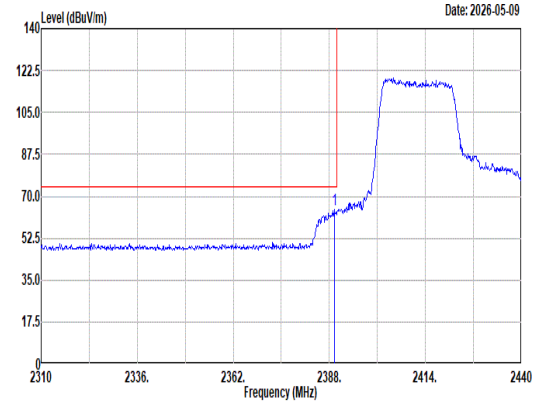 Site : 03CH22-HY Condition: PEAK_BE_74 3m DRH18-E_LE2C04A18EN_250520 VERTICAL : RBW:1000.000kHz VBW:3000.000kHz SWT:Auto Freq Level Limit Line Margin Read Level Ant Factor Cable Loss Preamp Factor Aux Factor APos TPos Remark MHz dBuV/m dBuV/m dB dBuV dB/m dB dB dB cm deg 1 2389.30 64.50 74.00 -9.50 52.88 26.61 8.06 32.58 9.53 142 269 Peak	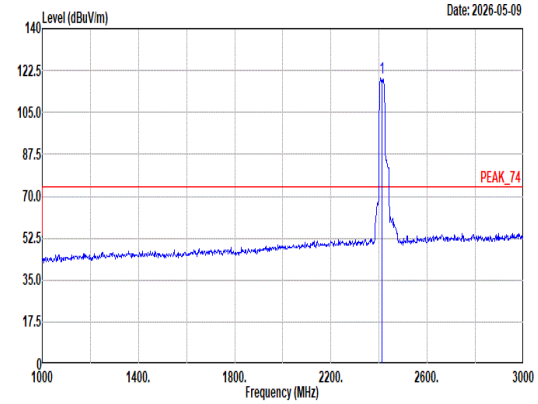 Site : 03CH22-HY Condition: PEAK_74 3m DRH18-E_LE2C04A18EN_250520 VERTICAL : RBW:1000.000kHz VBW:3000.000kHz SWT:Auto Freq Level Limit Line Margin Read Level Ant Factor Cable Loss Preamp Factor Aux Factor APos TPos Remark MHz dBuV/m dBuV/m dB dBuV dB/m dB dB dB cm deg 1 2412.00 119.65 ------ ------ 107.89 26.74 8.08 32.59 9.53 142 269 Peak
Avg	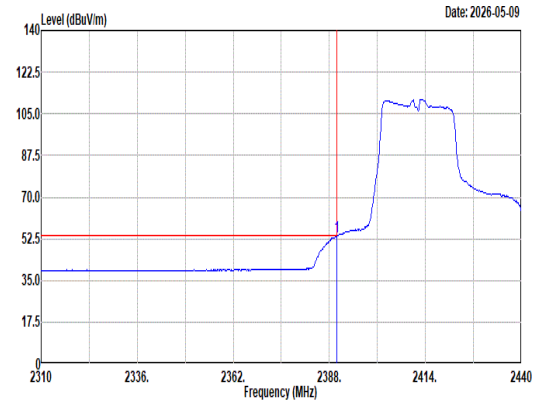 Site : 03CH22-HY Condition: AVG_BE_54 3m DRH18-E_LE2C04A18EN_250520 VERTICAL : RBW:1000.000kHz VBW:0.330kHz SWT:Auto Freq Level Limit Line Margin Read Level Ant Factor Cable Loss Preamp Factor Aux Factor APos TPos Remark MHz dBuV/m dBuV/m dB dBuV dB/m dB dB dB cm deg 1 2389.95 53.58 54.00 -0.42 41.97 26.60 8.06 32.58 9.53 142 269 Average	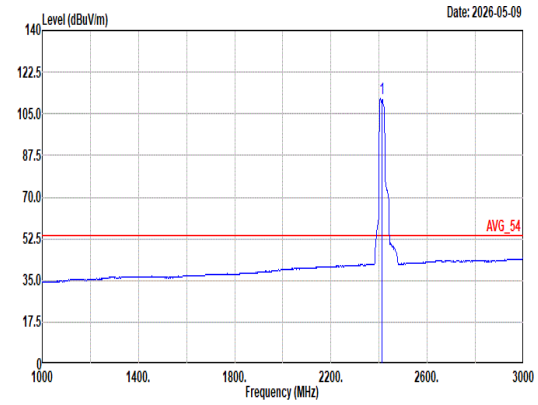 Site : 03CH22-HY Condition: AVG_54 3m DRH18-E_LE2C04A18EN_250520 VERTICAL : RBW:1000.000kHz VBW:0.330kHz SWT:Auto Freq Level Limit Line Margin Read Level Ant Factor Cable Loss Preamp Factor Aux Factor APos TPos Remark MHz dBuV/m dBuV/m dB dBuV dB/m dB dB dB cm deg 1 2412.00 111.61 ------ ------ 99.85 26.74 8.08 32.59 9.53 142 269 Average

Mode	21	
	Harmonic	
	2400-2483.5_802.11be EHT20_CH1_Full RU_2412MHz	
ANT	DB 1+2+3+4 (TXBF)	
Pol.	Horizontal	Vertical
Peak Avg	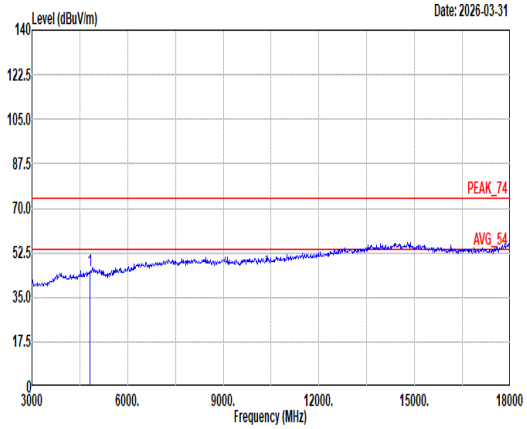 Site : 03CH22-HY Condition: PEAK_74 3m DRH18-E_LE2C04A18EN_250520 HORIZONTAL Freq Level Limit Line Margin Read Level Ant Factor Cable Loss Preamp Factor Aux Factor APos TPos Remark MHz dBuV/m dBuV/m dB dBuV dB/m dB dB dB cm deg 1 4824.00 45.22 74.00 -28.78 33.64 32.20 11.53 33.55 1.40 -- -- Peak	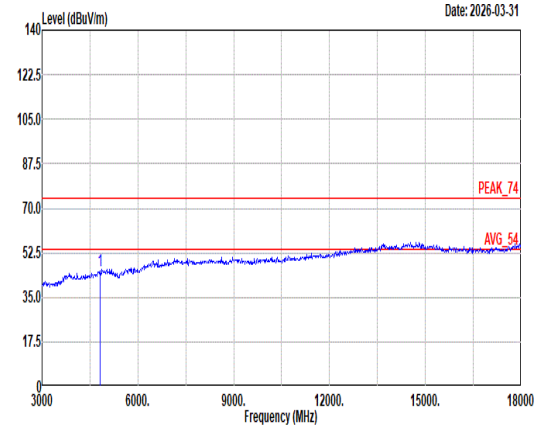 Site : 03CH22-HY Condition: PEAK_74 3m DRH18-E_LE2C04A18EN_250520 VERTICAL Freq Level Limit Line Margin Read Level Ant Factor Cable Loss Preamp Factor Aux Factor APos TPos Remark MHz dBuV/m dBuV/m dB dBuV dB/m dB dB dB cm deg 1 4824.00 45.44 74.00 -28.56 33.86 32.20 11.53 33.55 1.40 -- -- Peak

Mode	21	
	Harmonic	
	2400-2483.5_802.11be EHT20_CH1_Full RU_2412MHz	
ANT	DB 1+2+3+4 (TXBF)	
Pol.	Horizontal	Vertical
10.6G ~18G Avg	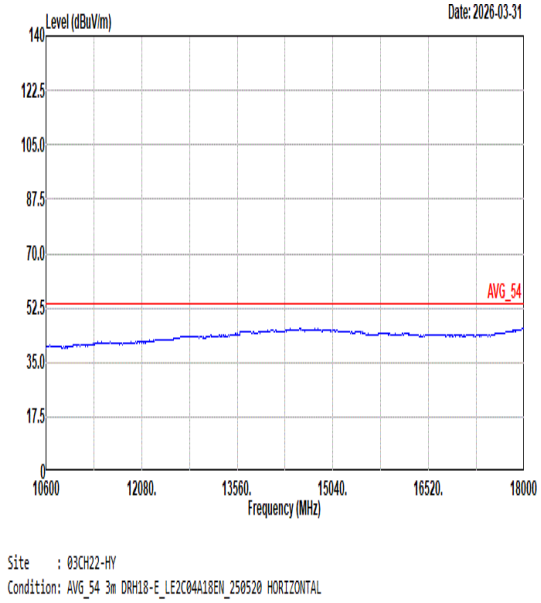	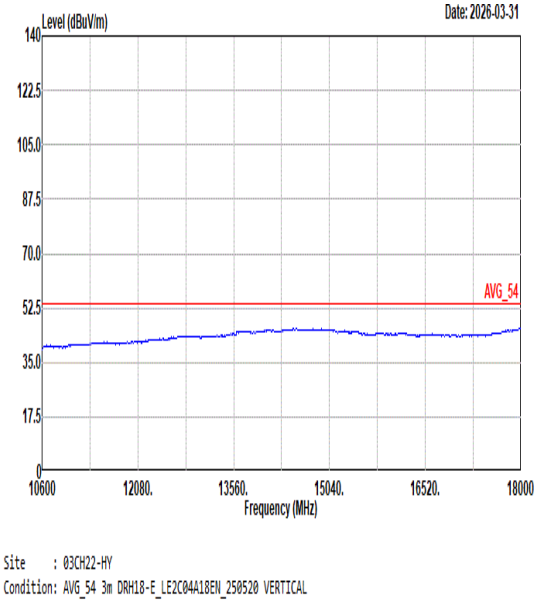

Mode	22	
	Band Edge	
	2400-2483.5_802.11be EHT20_CH2_Full RU_2417MHz	
ANT	DB 1+2+3+4 (TXBF)	
Pol.	Horizontal	Fundamental
Peak	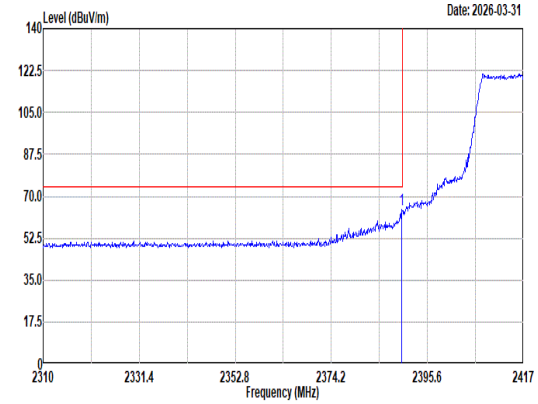 Site : 03CH22-HY Condition: PEAK_BE_74 3m DRH18-E_LE2C04A18EN_250520 HORIZONTAL : RBW:1000.000kHz VBW:3000.000kHz SWT:Auto Freq Level Limit Line Margin Read Level Ant Factor Cable Loss Preamp Factor Aux Factor APos TPos Remark MHz dBuV/m dBuV/m dB dBuV dB/m dB dB dB cm deg 1 2389.93 64.37 74.00 -9.63 52.76 26.60 8.06 32.58 9.53 200 83 Peak	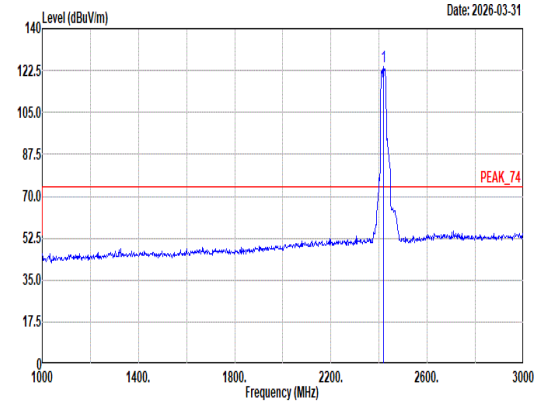 Site : 03CH22-HY Condition: PEAK_74 3m DRH18-E_LE2C04A18EN_250520 HORIZONTAL : RBW:1000.000kHz VBW:3000.000kHz SWT:Auto Freq Level Limit Line Margin Read Level Ant Factor Cable Loss Preamp Factor Aux Factor APos TPos Remark MHz dBuV/m dBuV/m dB dBuV dB/m dB dB dB cm deg 1 2417.00 124.13 ------ ------ 112.30 26.80 8.10 32.60 9.53 200 83 Peak
Avg	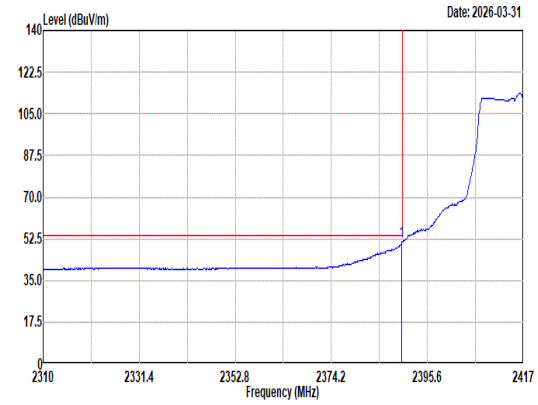 Site : 03CH22-HY Condition: AVG_BE_54 3m DRH18-E_LE2C04A18EN_250520 HORIZONTAL : RBW:1000.000kHz VBW:0.330kHz SWT:Auto Freq Level Limit Line Margin Read Level Ant Factor Cable Loss Preamp Factor Aux Factor APos TPos Remark MHz dBuV/m dBuV/m dB dBuV dB/m dB dB dB cm deg 1 2389.93 51.12 54.00 -2.88 39.51 26.60 8.06 32.58 9.53 200 83 Average	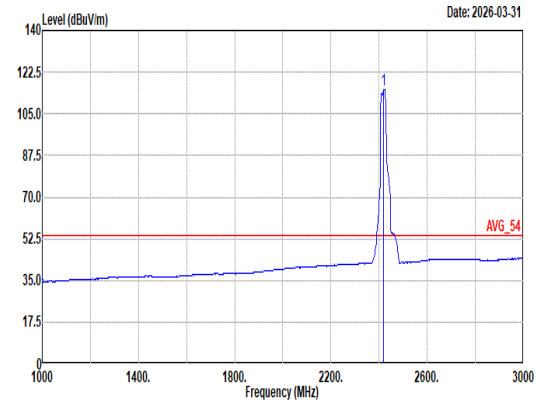 Site : 03CH22-HY Condition: AVG_54 3m DRH18-E_LE2C04A18EN_250520 HORIZONTAL : RBW:1000.000kHz VBW:0.330kHz SWT:Auto Freq Level Limit Line Margin Read Level Ant Factor Cable Loss Preamp Factor Aux Factor APos TPos Remark MHz dBuV/m dBuV/m dB dBuV dB/m dB dB dB cm deg 1 2417.00 115.16 ------ ------ 103.36 26.76 8.11 32.60 9.53 200 83 Average

Mode	22	
	Band Edge	
	2400-2483.5_802.11be EHT20_CH2_Full RU_2417MHz	
ANT	DB 1+2+3+4 (TXBF)	
Pol.	Vertical	Fundamental
Peak	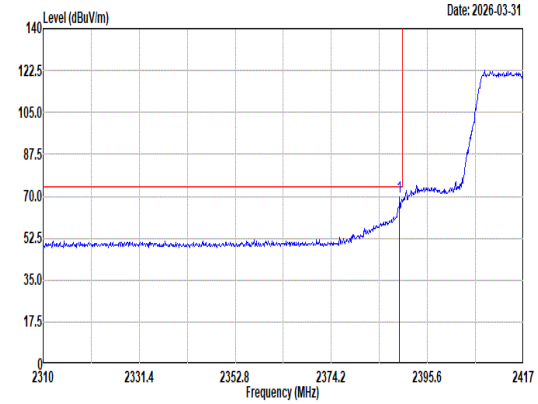 Site : 03CH22-HY Condition: PEAK_BE_74 3m DRH18-E_LE2C04A18EN_250520 VERTICAL : RBW:1000.000kHz VBW:3000.000kHz SWT:Auto Freq Level Limit Line Margin Read Level Ant Factor Cable Loss Preamp Factor Aux Factor APos TPos Remark MHz dBuV/m dBuV/m dB dBuV dB/m dB dB dB cm deg 1 2389.39 69.98 74.00 -4.02 58.36 26.61 8.06 32.58 9.53 100 76 Peak	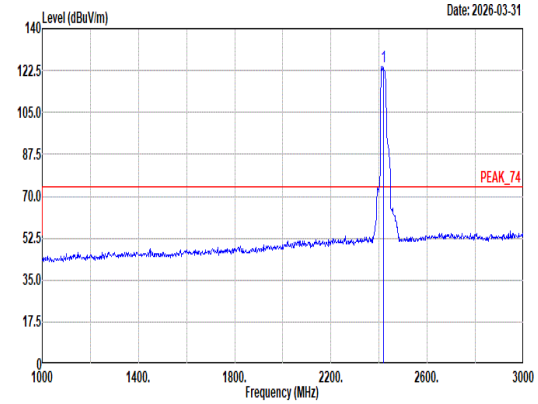 Site : 03CH22-HY Condition: PEAK_74 3m DRH18-E_LE2C04A18EN_250520 VERTICAL : RBW:1000.000kHz VBW:3000.000kHz SWT:Auto Freq Level Limit Line Margin Read Level Ant Factor Cable Loss Preamp Factor Aux Factor APos TPos Remark MHz dBuV/m dBuV/m dB dBuV dB/m dB dB dB cm deg 1 2417.00 124.24 ------ ------ 112.41 26.80 8.09 32.59 9.53 100 76 Peak
Avg	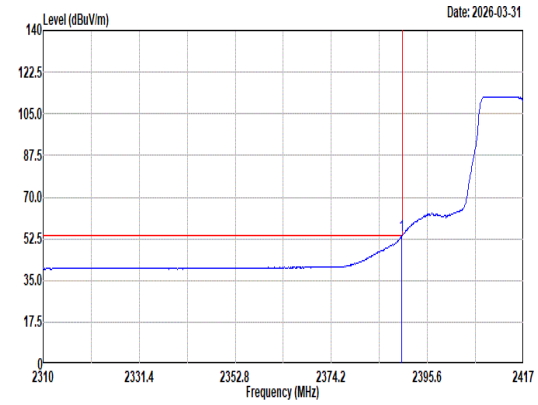 Site : 03CH22-HY Condition: AVG_BE_54 3m DRH18-E_LE2C04A18EN_250520 VERTICAL : RBW:1000.000kHz VBW:0.330kHz SWT:Auto Freq Level Limit Line Margin Read Level Ant Factor Cable Loss Preamp Factor Aux Factor APos TPos Remark MHz dBuV/m dBuV/m dB dBuV dB/m dB dB dB cm deg 1 2389.93 53.77 54.00 -0.23 42.16 26.60 8.06 32.58 9.53 100 76 Average	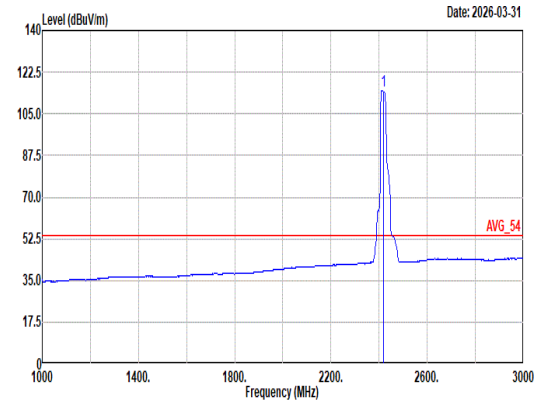 Site : 03CH22-HY Condition: AVG_54 3m DRH18-E_LE2C04A18EN_250520 VERTICAL : RBW:1000.000kHz VBW:0.330kHz SWT:Auto Freq Level Limit Line Margin Read Level Ant Factor Cable Loss Preamp Factor Aux Factor APos TPos Remark MHz dBuV/m dBuV/m dB dBuV dB/m dB dB dB cm deg 1 2417.00 114.63 ------ ------ 102.79 26.80 8.10 32.59 9.53 100 76 Average

Mode	23	
	Band Edge - L	
	2400-2483.5_802.11be EHT20_CH6_Full RU_2437MHz	
ANT	DB 1+2+3+4 (TXBF)	
Pol.	Horizontal	Fundamental
Peak	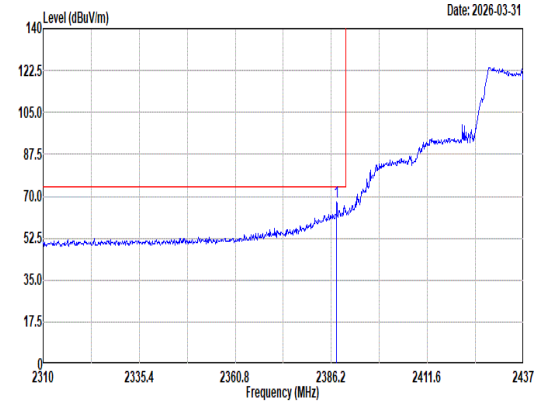 Site : 03CH22-HY Condition: PEAK_BE_74 3m DRH18-E_LE2C04A18EN_250520 HORIZONTAL : RBW:1000.000kHz VBW:3000.000kHz SWT:Auto Freq Level Limit Line Margin Read Level Ant Factor Cable Loss Preamp Factor Aux Factor APos TPos Remark MHz dBuV/m dBuV/m dB dBuV dB/m dB dB dB cm deg 1 2387.60 67.68 74.00 -6.32 56.05 26.62 8.06 32.58 9.53 200 87 Peak	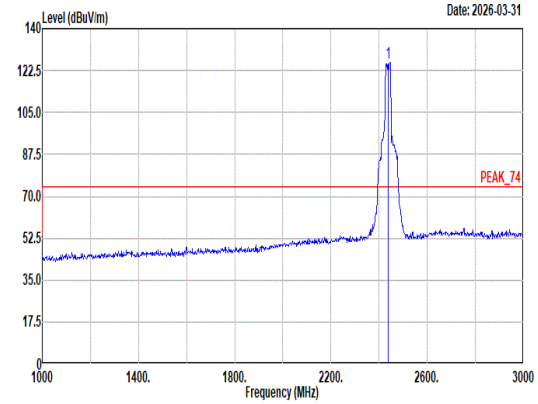 Site : 03CH22-HY Condition: PEAK_74 3m DRH18-E_LE2C04A18EN_250520 HORIZONTAL : RBW:1000.000kHz VBW:3000.000kHz SWT:Auto Freq Level Limit Line Margin Read Level Ant Factor Cable Loss Preamp Factor Aux Factor APos TPos Remark MHz dBuV/m dBuV/m dB dBuV dB/m dB dB dB cm deg 1 2437.00 125.83 ------ ------ 114.01 26.76 8.14 32.61 9.53 200 87 Peak
Avg	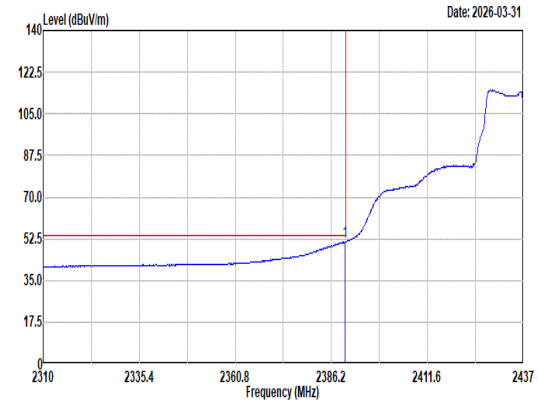 Site : 03CH22-HY Condition: AVG_BE_54 3m DRH18-E_LE2C04A18EN_250520 HORIZONTAL : RBW:1000.000kHz VBW:0.330kHz SWT:Auto Freq Level Limit Line Margin Read Level Ant Factor Cable Loss Preamp Factor Aux Factor APos TPos Remark MHz dBuV/m dBuV/m dB dBuV dB/m dB dB dB cm deg 1 2389.88 51.13 54.00 -2.87 39.52 26.60 8.06 32.58 9.53 200 87 Average	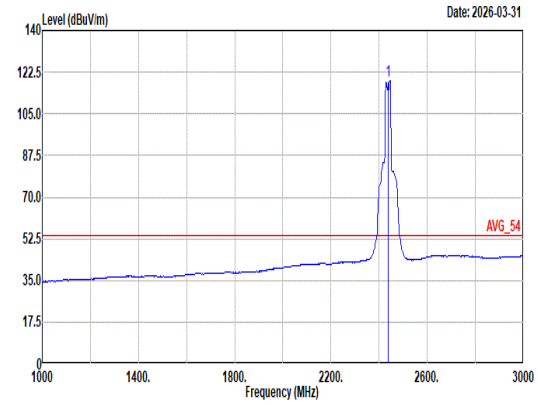 Site : 03CH22-HY Condition: AVG_54 3m DRH18-E_LE2C04A18EN_250520 HORIZONTAL : RBW:1000.000kHz VBW:0.330kHz SWT:Auto Freq Level Limit Line Margin Read Level Ant Factor Cable Loss Preamp Factor Aux Factor APos TPos Remark MHz dBuV/m dBuV/m dB dBuV dB/m dB dB dB cm deg 1 2437.00 118.93 ------ ------ 107.11 26.76 8.14 32.61 9.53 200 87 Average

Mode	23	
	Band Edge - R	
	2400-2483.5_802.11be EHT20_CH6_Full RU_2437MHz	
ANT	DB 1+2+3+4 (TXBF)	
Pol.	Horizontal	Fundamental
Peak	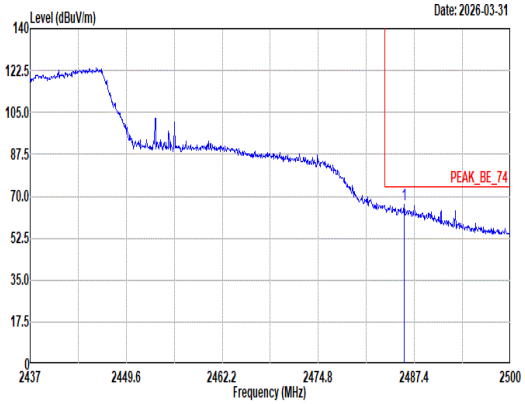 Site : 03CH22-HY Condition: PEAK_BE_74 3m DRH18-E_LE2C04A18EN_250520 HORIZONTAL : RBW:1000.000kHz VBW:3000.000kHz SWT:Auto Limit Read Ant Cable Preamp Aux APos TPos Freq Level Line Margin Level Factor Loss Factor Factor Remark MHz dBuV/m dBuV/m dB dBuV dB/m dB dB dB cm deg 1 2486.01 66.46 74.00 -7.54 54.62 26.76 8.18 32.64 9.54 200 87 Peak	Blank
Avg	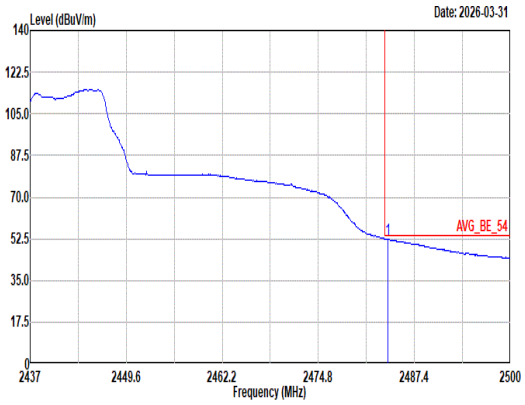 Site : 03CH22-HY Condition: AVG_BE_54 3m DRH18-E_LE2C04A18EN_250520 HORIZONTAL : RBW:1000.000kHz VBW:0.330kHz SWT:Auto Limit Read Ant Cable Preamp Aux APos TPos Freq Level Line Margin Level Factor Loss Factor Factor Remark MHz dBuV/m dBuV/m dB dBuV dB/m dB dB dB cm deg 1 2483.94 52.44 54.00 -1.56 40.62 26.74 8.18 32.64 9.54 200 87 Average	Blank

Mode	23	
	Band Edge - L	
	2400-2483.5_802.11be EHT20_CH6_Full RU_2437MHz	
ANT	DB 1+2+3+4 (TXBF)	
Pol.	Vertical	Fundamental
Peak	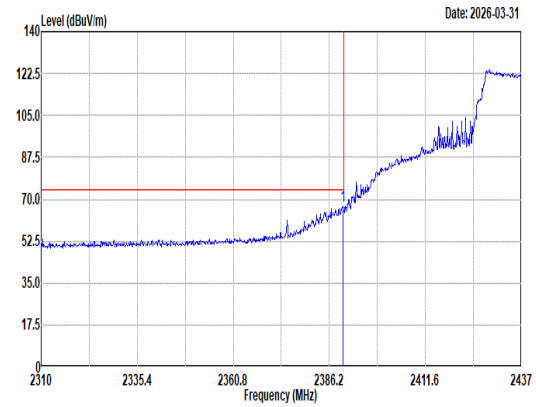 Site : 03CH22-HY Condition: PEAK_BE_74 3m DRH18-E_LE2C04A18EN_250520 VERTICAL : RBW:1000.000kHz VBW:3000.000kHz SWT:Auto 1 2389.76 67.07 74.00 -6.93 55.46 26.60 8.06 32.58 9.53 100 71 Peak	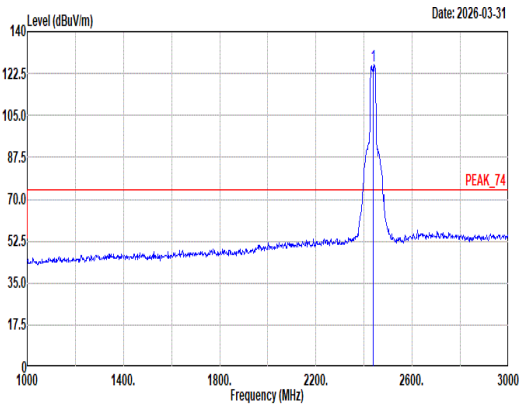 Site : 03CH22-HY Condition: PEAK_74 3m DRH18-E_LE2C04A18EN_250520 VERTICAL : RBW:1000.000kHz VBW:3000.000kHz SWT:Auto 1 2437.00 125.61 ------ ------ 113.84 26.72 8.13 32.61 9.53 100 71 Peak
Avg	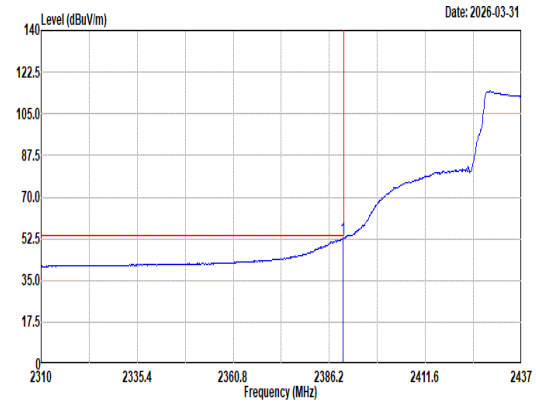 Site : 03CH22-HY Condition: AVG_BE_54 3m DRH18-E_LE2C04A18EN_250520 VERTICAL : RBW:1000.000kHz VBW:0.330kHz SWT:Auto 1 2389.88 52.83 54.00 -1.17 41.22 26.60 8.06 32.58 9.53 100 71 Average	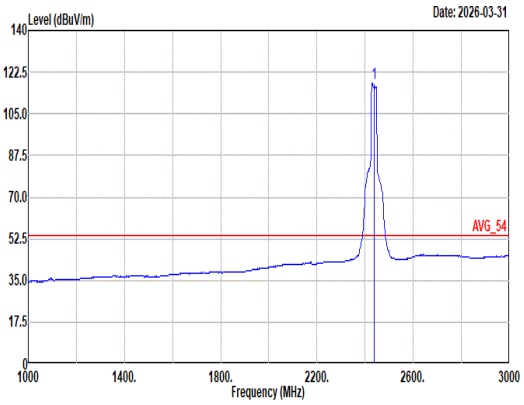 Site : 03CH22-HY Condition: AVG_54 3m DRH18-E_LE2C04A18EN_250520 VERTICAL : RBW:1000.000kHz VBW:0.330kHz SWT:Auto 1 2437.00 117.74 ------ ------ 106.06 26.64 8.11 32.60 9.53 100 71 Average

Mode	23	
	Band Edge - R	
	2400-2483.5_802.11be EHT20_CH6_Full RU_2437MHz	
ANT	DB 1+2+3+4 (TXBF)	
Pol.	Vertical	Fundamental
Peak	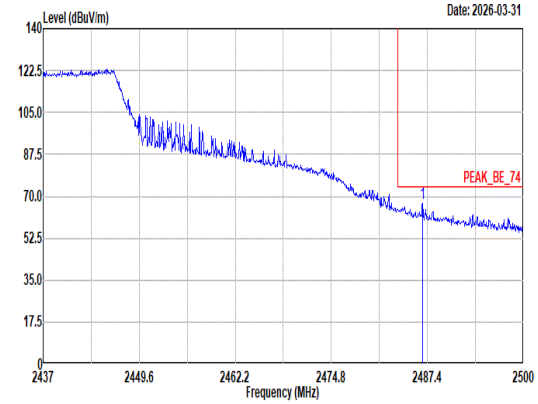 Site : 03CH22-HY Condition: PEAK_BE_74 3m DRH18-E_LE2C04A18EN_250520 VERTICAL : RBW:1000.000kHz VBW:3000.000kHz SWT:Auto Limit Read Ant Cable Preamp Aux APos TPos Freq Level Line Margin Level Factor Loss Factor Factor Remark MHz dBuV/m dBuV/m dB dBuV dB/m dB dB dB cm deg 1 2486.77 67.06 74.00 -6.94 55.21 26.77 8.18 32.64 9.54 100 71 Peak	Blank
Avg	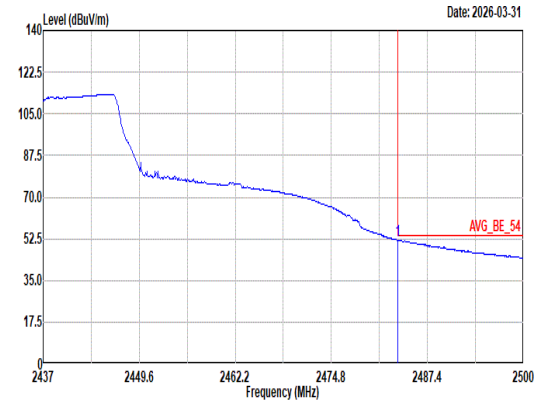 Site : 03CH22-HY Condition: AVG_BE_54 3m DRH18-E_LE2C04A18EN_250520 VERTICAL : RBW:1000.000kHz VBW:0.330kHz SWT:Auto Limit Read Ant Cable Preamp Aux APos TPos Freq Level Line Margin Level Factor Loss Factor Factor Remark MHz dBuV/m dBuV/m dB dBuV dB/m dB dB dB cm deg 1 2483.56 51.85 54.00 -2.15 40.03 26.74 8.18 32.64 9.54 100 71 Average	Blank

Mode	23	
	Harmonic	
	2400-2483.5_802.11be EHT20_CH6_Full RU_2437MHz	
ANT	DB 1+2+3+4 (TXBF)	
Pol.	Horizontal	Vertical
Peak Avg	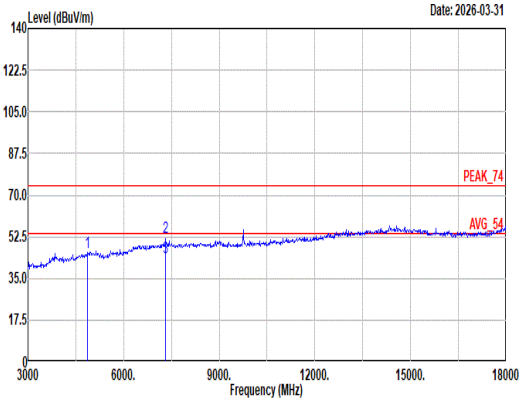 Site : 03CH22-HY Condition: PEAK_74 3m DRH18-E_LE2C04A18EN_250520 HORIZONTAL Freq Level Limit Line Margin Read Level Ant Factor Cable Loss Preamp Factor Aux Factor APos TPos Remark MHz dBuV/m dBuV/m dB dBuV dB/m dB dB dB cm deg 1 4874.00 45.83 74.00 -28.17 34.19 32.30 11.60 33.55 1.29 -- -- Peak 2 7311.00 52.34 74.00 -21.66 35.81 37.20 14.28 36.03 1.08 229 35 Peak 3 7311.00 43.59 54.00 -10.41 27.06 37.20 14.28 36.03 1.08 229 35 Average	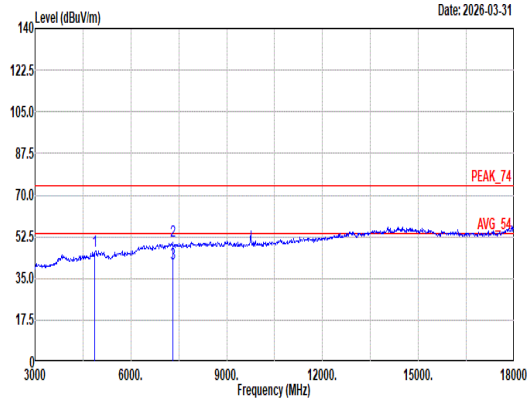 Site : 03CH22-HY Condition: PEAK_74 3m DRH18-E_LE2C04A18EN_250520 VERTICAL Freq Level Limit Line Margin Read Level Ant Factor Cable Loss Preamp Factor Aux Factor APos TPos Remark MHz dBuV/m dBuV/m dB dBuV dB/m dB dB dB cm deg 1 4874.00 46.29 74.00 -27.71 34.65 32.30 11.60 33.55 1.29 -- -- Peak 2 7311.00 50.80 74.00 -23.20 34.27 37.20 14.28 36.03 1.08 100 140 Peak 3 7311.00 41.40 54.00 -12.60 24.87 37.20 14.28 36.03 1.08 100 140 Average

Mode	23	
	Harmonic	
	2400-2483.5_802.11be EHT20_CH6_Full RU_2437MHz	
ANT	DB 1+2+3+4 (TXBF)	
Pol.	Horizontal	Vertical
10.6G ~18G Avg	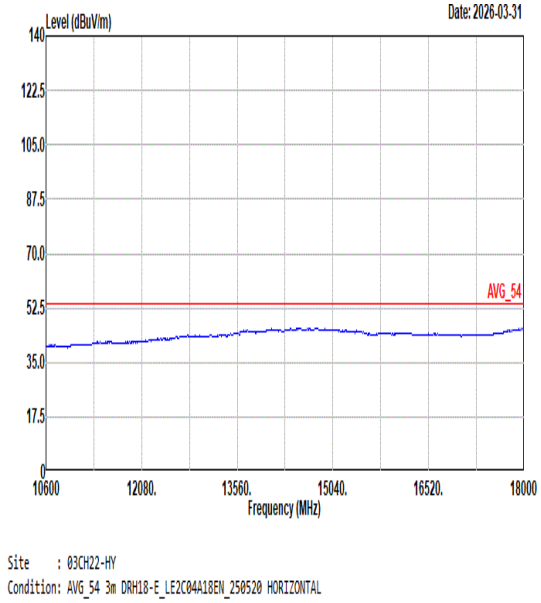	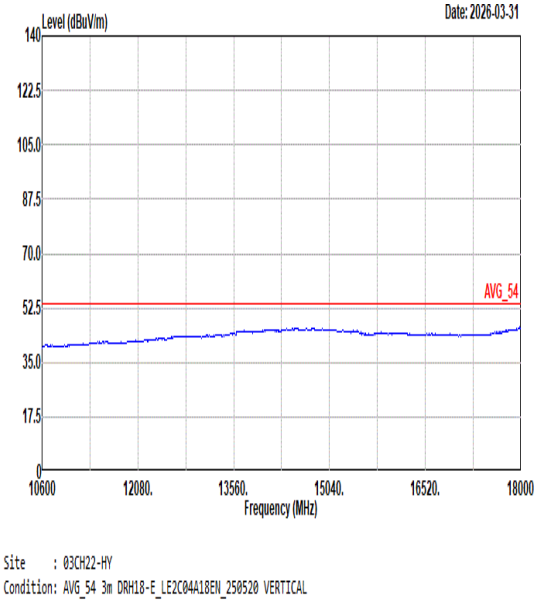

Mode	24	
	Band Edge	
	2400-2483.5_802.11be EHT20_CH10_Full RU_2457MHz	
ANT	DB 1+2+3+4 (TXBF)	
Pol.	Horizontal	Fundamental
Peak	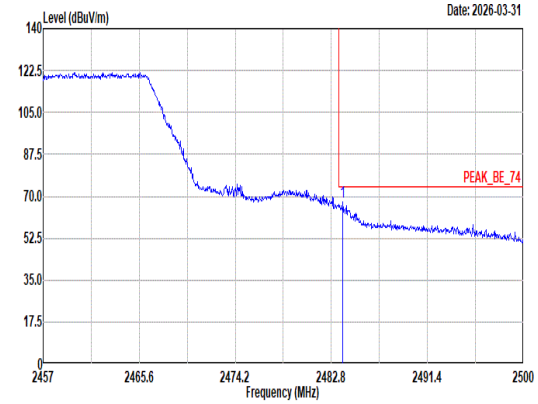 Site : 03CH22-HY Condition: PEAK_BE_74 3m DRH18-E_LE2C04A18EN_250520 HORIZONTAL : RBW:1000.000kHz VBW:3000.000kHz SWT:Auto Freq Level Limit Line Margin Read Level Ant Factor Cable Loss Preamp Factor Aux Factor APos TPos Remark MHz dBuV/m dBuV/m dB dBuV dB/m dB dB dB cm deg 1 2483.83 67.52 74.00 -6.48 55.70 26.74 8.18 32.64 9.54 140 93 Peak	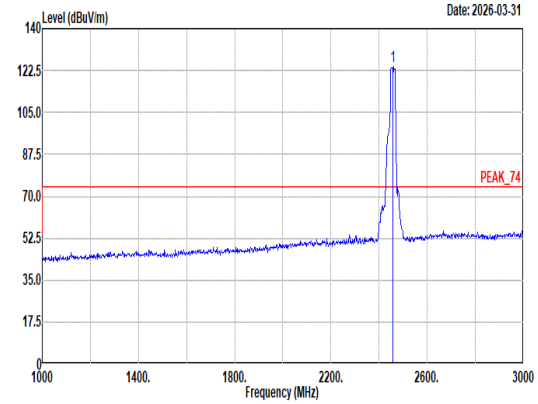 Site : 03CH22-HY Condition: PEAK_74 3m DRH18-E_LE2C04A18EN_250520 HORIZONTAL : RBW:1000.000kHz VBW:3000.000kHz SWT:Auto Freq Level Limit Line Margin Read Level Ant Factor Cable Loss Preamp Factor Aux Factor APos TPos Remark MHz dBuV/m dBuV/m dB dBuV dB/m dB dB dB cm deg 1 2457.00 124.00 ------ ------ 112.23 26.70 8.15 32.62 9.54 140 93 Peak
Avg	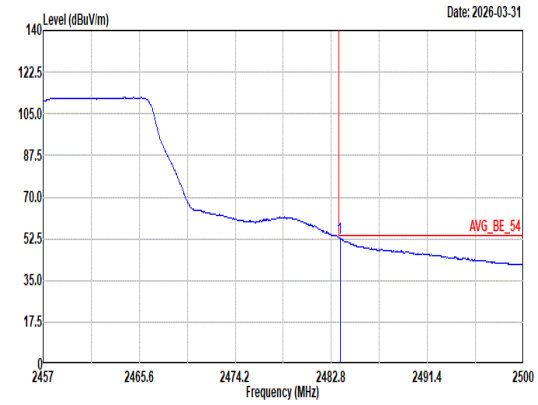 Site : 03CH22-HY Condition: AVG_BE_54 3m DRH18-E_LE2C04A18EN_250520 HORIZONTAL : RBW:1000.000kHz VBW:0.330kHz SWT:Auto Freq Level Limit Line Margin Read Level Ant Factor Cable Loss Preamp Factor Aux Factor APos TPos Remark MHz dBuV/m dBuV/m dB dBuV dB/m dB dB dB cm deg 1 2483.57 52.87 54.00 -1.13 41.05 26.74 8.18 32.64 9.54 140 93 Average	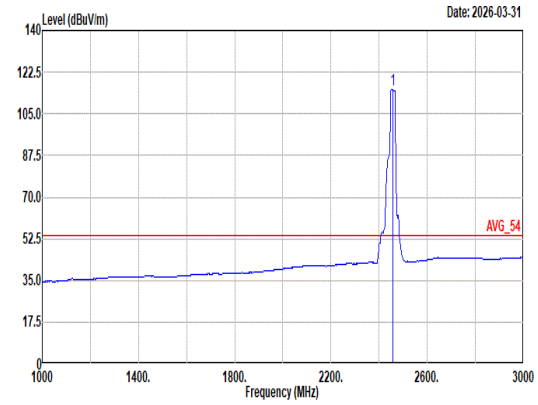 Site : 03CH22-HY Condition: AVG_54 3m DRH18-E_LE2C04A18EN_250520 HORIZONTAL : RBW:1000.000kHz VBW:0.330kHz SWT:Auto Freq Level Limit Line Margin Read Level Ant Factor Cable Loss Preamp Factor Aux Factor APos TPos Remark MHz dBuV/m dBuV/m dB dBuV dB/m dB dB dB cm deg 1 2457.00 115.21 ------ ------ 103.39 26.76 8.14 32.62 9.54 140 93 Average

Mode	24	
	Band Edge	
	2400-2483.5_802.11be EHT20_CH10_Full RU_2457MHz	
ANT	DB 1+2+3+4 (TXBF)	
Pol.	Vertical	Fundamental
Peak	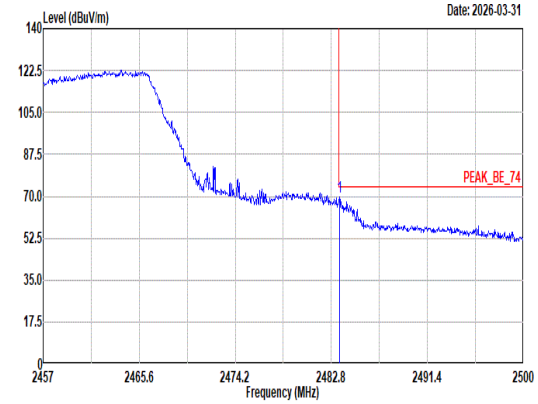 Site : 03CH22-HY Condition: PEAK_BE_74 3m DRH18-E_LE2C04A18EN_250520 VERTICAL : RBW:1000.000kHz VBW:3000.000kHz SWT:Auto Freq Level Limit Line Margin Read Level Ant Factor Cable Loss Preamp Factor Aux Factor APos TPos Remark MHz dBuV/m dBuV/m dB dBuV dB/m dB dB dB cm deg 1 2483.53 69.64 74.00 -4.36 57.82 26.74 8.18 32.64 9.54 100 74 Peak	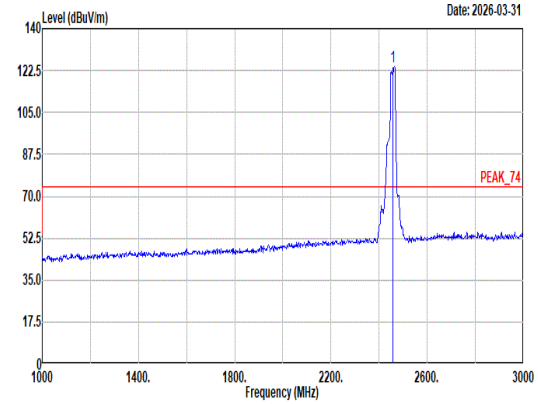 Site : 03CH22-HY Condition: PEAK_74 3m DRH18-E_LE2C04A18EN_250520 VERTICAL : RBW:1000.000kHz VBW:3000.000kHz SWT:Auto Freq Level Limit Line Margin Read Level Ant Factor Cable Loss Preamp Factor Aux Factor APos TPos Remark MHz dBuV/m dBuV/m dB dBuV dB/m dB dB dB cm deg 1 2457.00 123.94 ------ ------ 112.21 26.66 8.16 32.63 9.54 100 74 Peak
Avg	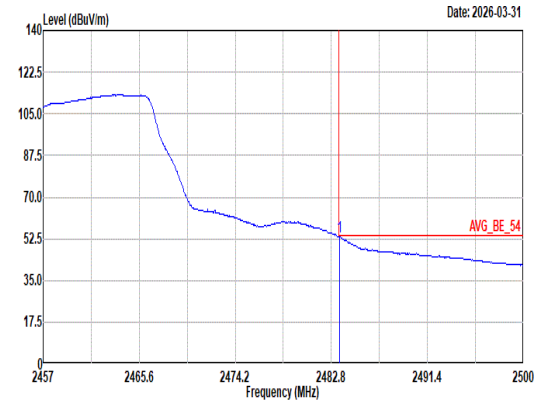 Site : 03CH22-HY Condition: AVG_BE_54 3m DRH18-E_LE2C04A18EN_250520 VERTICAL : RBW:1000.000kHz VBW:0.330kHz SWT:Auto Freq Level Limit Line Margin Read Level Ant Factor Cable Loss Preamp Factor Aux Factor APos TPos Remark MHz dBuV/m dBuV/m dB dBuV dB/m dB dB dB cm deg 1 2483.53 53.30 54.00 -0.70 41.48 26.74 8.18 32.64 9.54 100 74 Average	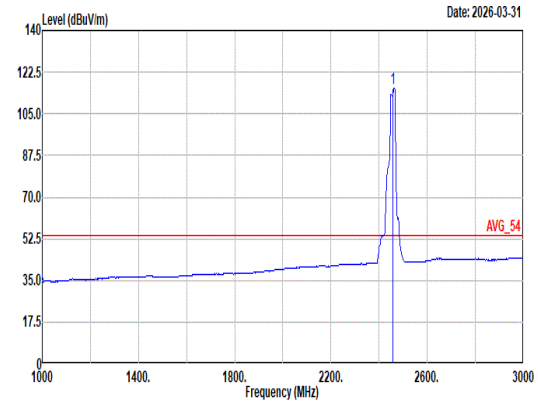 Site : 03CH22-HY Condition: AVG_54 3m DRH18-E_LE2C04A18EN_250520 VERTICAL : RBW:1000.000kHz VBW:0.330kHz SWT:Auto Freq Level Limit Line Margin Read Level Ant Factor Cable Loss Preamp Factor Aux Factor APos TPos Remark MHz dBuV/m dBuV/m dB dBuV dB/m dB dB dB cm deg 1 2457.00 115.83 ------ ------ 104.10 26.66 8.16 32.63 9.54 100 74 Average

Mode	25	
	Band Edge	
	2400-2483.5_802.11be EHT20_CH11_Full RU_2462MHz	
ANT	DB 1+2+3+4 (TXBF)	
Pol.	Horizontal	Fundamental
Peak	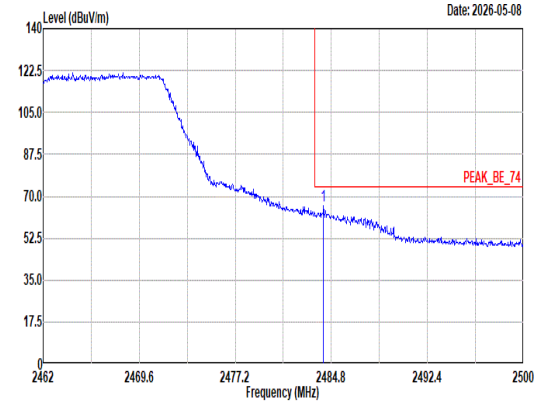 Site : 03CH22-HY Condition: PEAK_BE_74 3m DRH18-E_LE2C04A18EN_250520 HORIZONTAL : RBW:1000.000kHz VBW:3000.000kHz SWT:Auto Freq Level Limit Line Margin Read Level Ant Factor Cable Loss Preamp Factor Aux Factor APos TPos Remark MHz dBuV/m dBuV/m dB dBuV dB/m dB dB dB cm deg 1 2484.19 65.86 74.00 -8.14 54.04 26.74 8.18 32.64 9.54 155 91 Peak	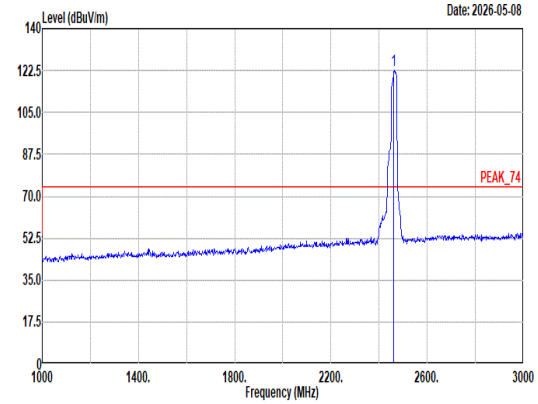 Site : 03CH22-HY Condition: PEAK_74 3m DRH18-E_LE2C04A18EN_250520 HORIZONTAL : RBW:1000.000kHz VBW:3000.000kHz SWT:Auto Freq Level Limit Line Margin Read Level Ant Factor Cable Loss Preamp Factor Aux Factor APos TPos Remark MHz dBuV/m dBuV/m dB dBuV dB/m dB dB dB cm deg 1 2462.00 122.51 ------ ------ 110.78 26.66 8.16 32.63 9.54 155 91 Peak
Avg	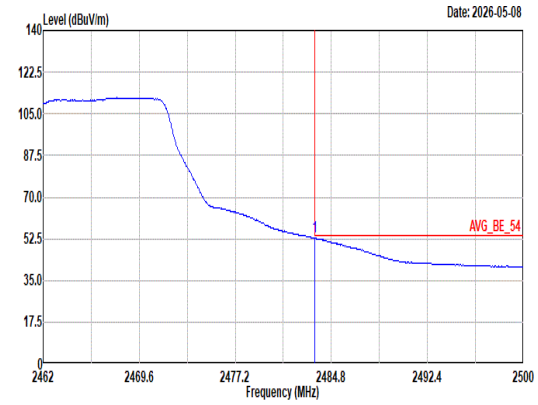 Site : 03CH22-HY Condition: AVG_BE_54 3m DRH18-E_LE2C04A18EN_250520 HORIZONTAL : RBW:1000.000kHz VBW:0.330kHz SWT:Auto Freq Level Limit Line Margin Read Level Ant Factor Cable Loss Preamp Factor Aux Factor APos TPos Remark MHz dBuV/m dBuV/m dB dBuV dB/m dB dB dB cm deg 1 2483.51 53.15 54.00 -0.85 41.33 26.74 8.18 32.64 9.54 155 91 Average	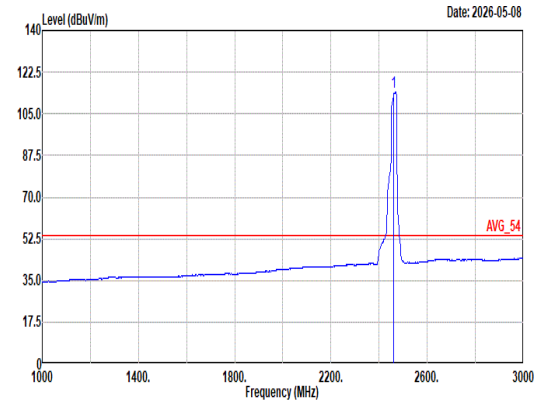 Site : 03CH22-HY Condition: AVG_54 3m DRH18-E_LE2C04A18EN_250520 HORIZONTAL : RBW:1000.000kHz VBW:0.330kHz SWT:Auto Freq Level Limit Line Margin Read Level Ant Factor Cable Loss Preamp Factor Aux Factor APos TPos Remark MHz dBuV/m dBuV/m dB dBuV dB/m dB dB dB cm deg 1 2462.00 114.28 ------ ------ 102.59 26.62 8.16 32.63 9.54 155 91 Average

Mode	25	
	Band Edge	
	2400-2483.5_802.11be EHT20_CH11_Full RU_2462MHz	
ANT	DB 1+2+3+4 (TXBF)	
Pol.	Vertical	Fundamental
Peak	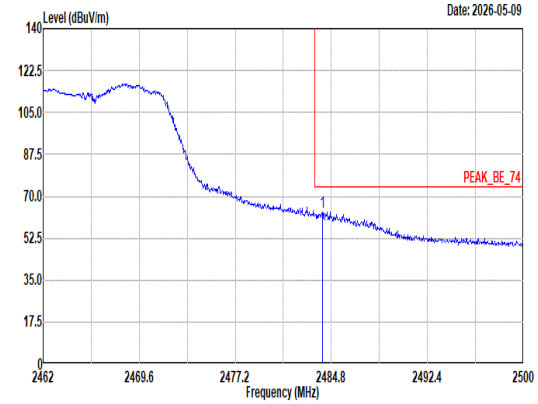 Site : 03CH22-HY Condition: PEAK_BE_74 3m DRH18-E_LE2C04A18EN_250520 VERTICAL : RBW:1000.000kHz VBW:3000.000kHz SWT:Auto Freq Level Limit Line Margin Read Level Ant Factor Cable Loss Preamp Factor Aux Factor APos TPos Remark MHz dBuV/m dBuV/m dB dBuV dB/m dB dB dB cm deg 1 2484.08 63.20 74.00 -10.80 51.38 26.74 8.18 32.64 9.54 100 253 Peak	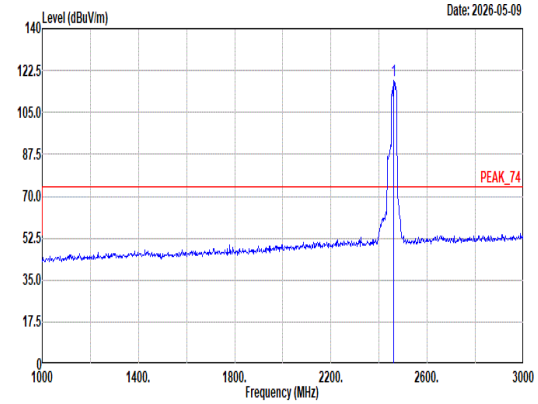 Site : 03CH22-HY Condition: PEAK_74 3m DRH18-E_LE2C04A18EN_250520 VERTICAL : RBW:1000.000kHz VBW:3000.000kHz SWT:Auto Freq Level Limit Line Margin Read Level Ant Factor Cable Loss Preamp Factor Aux Factor APos TPos Remark MHz dBuV/m dBuV/m dB dBuV dB/m dB dB dB cm deg 1 2462.00 118.27 ------ ------ 106.52 26.68 8.15 32.62 9.54 100 253 Peak
Avg	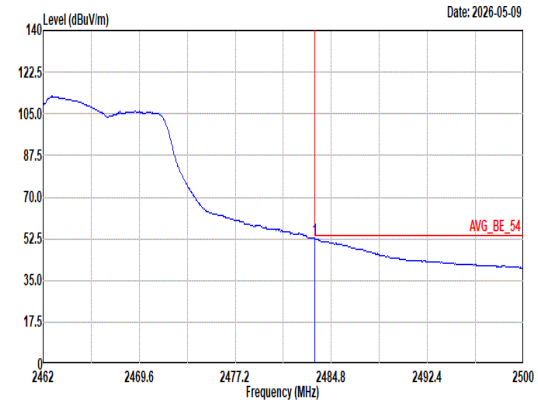 Site : 03CH22-HY Condition: AVG_BE_54 3m DRH18-E_LE2C04A18EN_250520 VERTICAL : RBW:1000.000kHz VBW:0.330kHz SWT:Auto Freq Level Limit Line Margin Read Level Ant Factor Cable Loss Preamp Factor Aux Factor APos TPos Remark MHz dBuV/m dBuV/m dB dBuV dB/m dB dB dB cm deg 1 2483.51 52.51 54.00 -1.49 40.69 26.74 8.18 32.64 9.54 100 253 Average	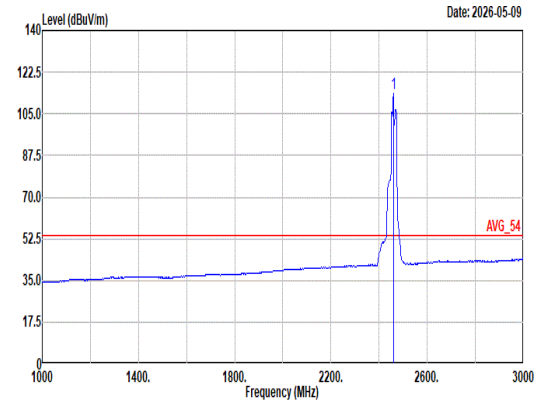 Site : 03CH22-HY Condition: AVG_54 3m DRH18-E_LE2C04A18EN_250520 VERTICAL : RBW:1000.000kHz VBW:0.330kHz SWT:Auto Freq Level Limit Line Margin Read Level Ant Factor Cable Loss Preamp Factor Aux Factor APos TPos Remark MHz dBuV/m dBuV/m dB dBuV dB/m dB dB dB cm deg 1 2462.00 113.73 ------ ------ 101.96 26.70 8.15 32.62 9.54 100 253 Average

Mode	25	
	Harmonic	
	2400-2483.5_802.11be EHT20_CH11_Full RU_2462MHz	
ANT	DB 1+2+3+4 (TXBF)	
Pol.	Horizontal	Vertical
Peak Avg	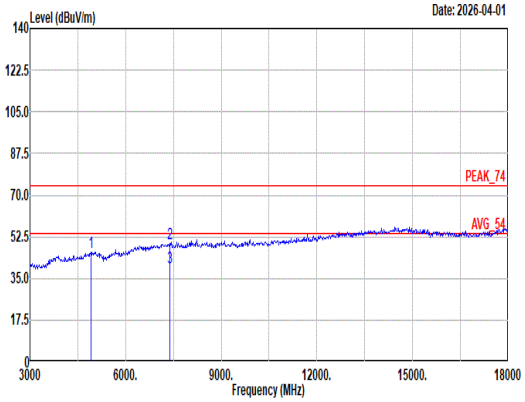 Site : 03CH22-HY Condition: PEAK_74 3m DRH18-E_LE2C04A18EN_250520 HORIZONTAL Freq Level Limit Line Margin Read Level Ant Factor Cable Loss Preamp Factor Aux Factor APos TPos Remark MHz dBuV/m dBuV/m dB dBuV dB/m dB dB dB cm deg 1 4924.00 46.16 74.00 -27.84 34.36 32.50 11.67 33.54 1.17 -- -- Peak 2 7386.00 49.45 74.00 -24.55 33.03 37.13 14.28 36.09 1.10 -- -- Peak 3 7386.00 39.65 54.00 -14.35 23.23 37.13 14.28 36.09 1.10 -- -- Average	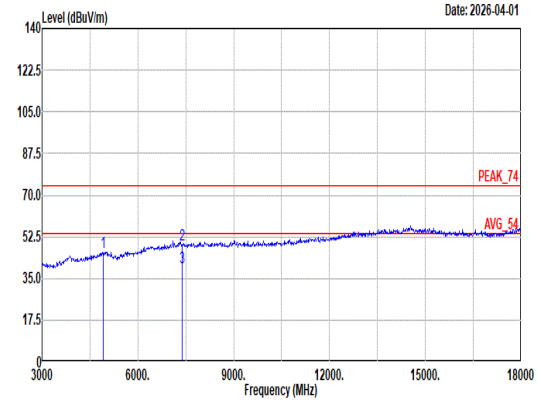 Site : 03CH22-HY Condition: PEAK_74 3m DRH18-E_LE2C04A18EN_250520 VERTICAL Freq Level Limit Line Margin Read Level Ant Factor Cable Loss Preamp Factor Aux Factor APos TPos Remark MHz dBuV/m dBuV/m dB dBuV dB/m dB dB dB cm deg 1 4924.00 45.78 74.00 -28.22 33.98 32.50 11.67 33.54 1.17 -- -- Peak 2 7386.00 49.37 74.00 -24.63 32.95 37.13 14.28 36.09 1.10 -- -- Peak 3 7386.00 39.46 54.00 -14.54 23.04 37.13 14.28 36.09 1.10 -- -- Average

Mode	25	
	Harmonic	
	2400-2483.5_802.11be EHT20_CH11_Full RU_2462MHz	
ANT	DB 1+2+3+4 (TXBF)	
Pol.	Horizontal	Vertical
10.6G ~18G Avg	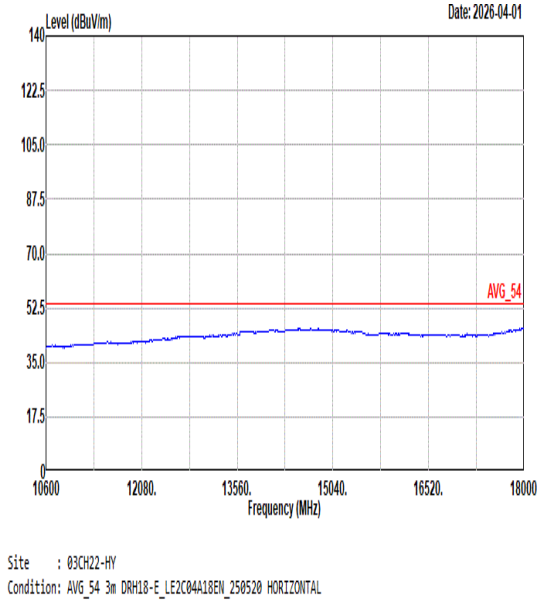	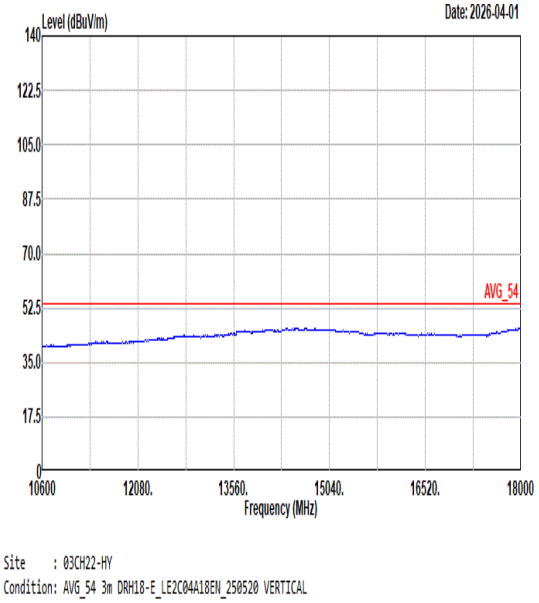

Mode	26	
	Band Edge - L	
	2400-2483.5_802.11be EHT40_CH3_Full RU_2422MHz	
ANT	DB 1+2+3+4 (TXBF)	
Pol.	Horizontal	Fundamental
Peak	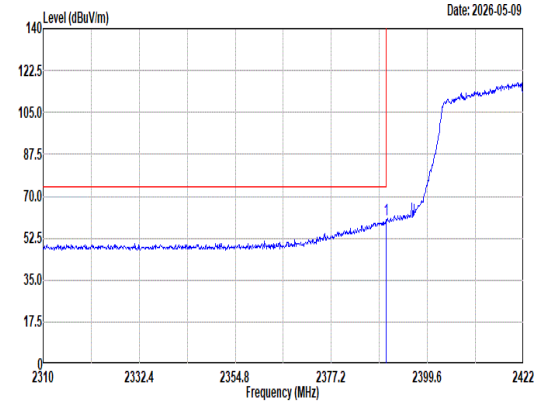 Site : 03CH22-HY Condition: PEAK_BE_74 3m DRH18-E_LE2C04A18EN_250520 HORIZONTAL : RBW:1000.000kHz VBW:3000.000kHz SWT:Auto Freq Level Limit Line Margin Read Level Ant Factor Cable Loss Preamp Factor Aux Factor APos TPos Remark MHz dBuV/m dBuV/m dB dBuV dB/m dB dB dB cm deg 1 2389.97 60.12 74.00 -13.88 48.51 26.60 8.06 32.58 9.53 100 77 Peak	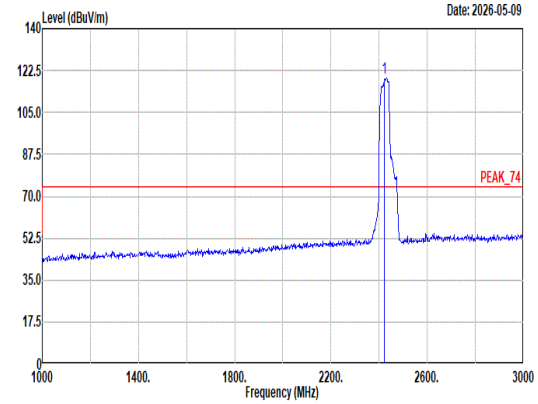 Site : 03CH22-HY Condition: PEAK_74 3m DRH18-E_LE2C04A18EN_250520 HORIZONTAL : RBW:1000.000kHz VBW:3000.000kHz SWT:Auto Freq Level Limit Line Margin Read Level Ant Factor Cable Loss Preamp Factor Aux Factor APos TPos Remark MHz dBuV/m dBuV/m dB dBuV dB/m dB dB dB cm deg 1 2422.00 119.39 ------ ------ 107.74 26.60 8.12 32.60 9.53 100 77 Peak
Avg	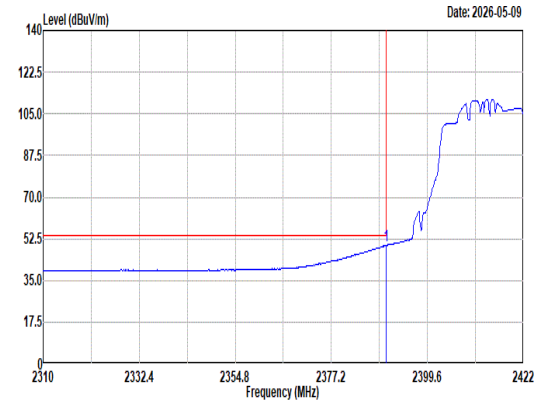 Site : 03CH22-HY Condition: AVG_BE_54 3m DRH18-E_LE2C04A18EN_250520 HORIZONTAL : RBW:1000.000kHz VBW:0.240kHz SWT:Auto Freq Level Limit Line Margin Read Level Ant Factor Cable Loss Preamp Factor Aux Factor APos TPos Remark MHz dBuV/m dBuV/m dB dBuV dB/m dB dB dB cm deg 1 2389.97 49.80 54.00 -4.20 38.19 26.60 8.06 32.58 9.53 100 77 Average	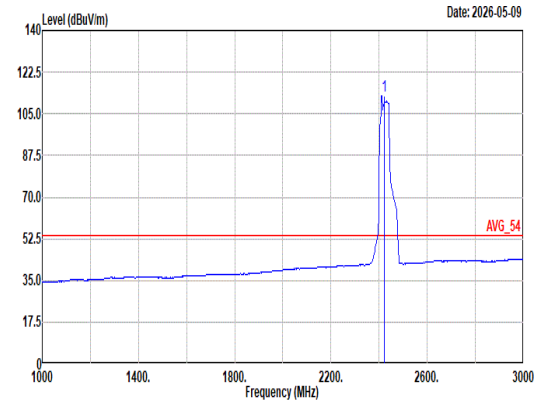 Site : 03CH22-HY Condition: AVG_54 3m DRH18-E_LE2C04A18EN_250520 HORIZONTAL : RBW:1000.000kHz VBW:0.240kHz SWT:Auto Freq Level Limit Line Margin Read Level Ant Factor Cable Loss Preamp Factor Aux Factor APos TPos Remark MHz dBuV/m dBuV/m dB dBuV dB/m dB dB dB cm deg 1 2422.00 112.33 ------ ------ 100.50 26.80 8.09 32.59 9.53 100 77 Average

Mode	26	
	Band Edge - R	
	2400-2483.5_802.11be EHT40_CH3_Full RU_2422MHz	
ANT	DB 1+2+3+4 (TXBF)	
Pol.	Horizontal	Fundamental
Peak	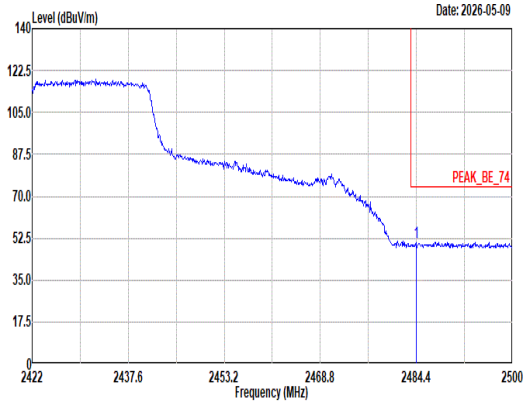 Site : 03CH22-HY Condition: PEAK_BE_74 3m DRH18-E_LE2C04A18EN_250520 HORIZONTAL : RBW:1000.000kHz VBW:3000.000kHz SWT:Auto Limit Read Ant Cable Preamp Aux APos TPos Freq Level Line Margin Level Factor Loss Factor Factor Remark MHz dBuV/m dBuV/m dB dBuV dB/m dB dB dB cm deg 1 2484.32 50.83 74.00 -23.17 39.01 26.74 8.18 32.64 9.54 100 77 Peak	Blank
Avg	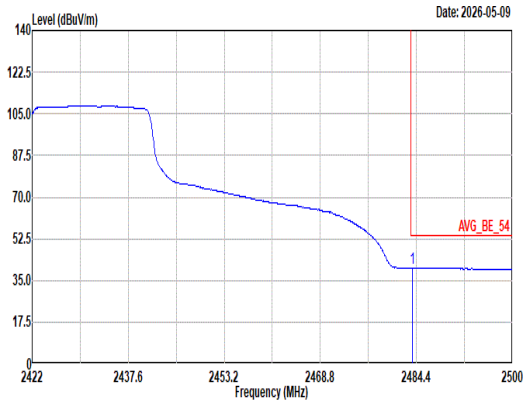 Site : 03CH22-HY Condition: AVG_BE_54 3m DRH18-E_LE2C04A18EN_250520 HORIZONTAL : RBW:1000.000kHz VBW:0.240kHz SWT:Auto Limit Read Ant Cable Preamp Aux APos TPos Freq Level Line Margin Level Factor Loss Factor Factor Remark MHz dBuV/m dBuV/m dB dBuV dB/m dB dB dB cm deg 1 2483.70 40.32 54.00 -13.68 28.50 26.74 8.18 32.64 9.54 100 77 Average	Blank

Mode	26	
	Band Edge - L	
	2400-2483.5_802.11be EHT40_CH3_Full RU_2422MHz	
ANT	DB 1+2+3+4 (TXBF)	
Pol.	Vertical	Fundamental
Peak	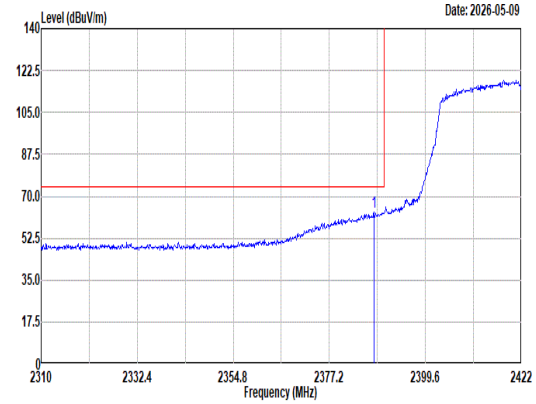 Site : 03CH22-HY Condition: PEAK_BE_74 3m DRH18-E_LE2C04A18EN_250520 VERTICAL : RBW:1000.000kHz VBW:3000.000kHz SWT:Auto Freq Level Limit Line Margin Read Level Ant Factor Cable Loss Preamp Factor Aux Factor APos TPos Remark MHz dBuV/m dBuV/m dB dBuV dB/m dB dB dB cm deg 1 2387.62 63.53 74.00 -10.47 51.90 26.62 8.06 32.58 9.53 100 267 Peak	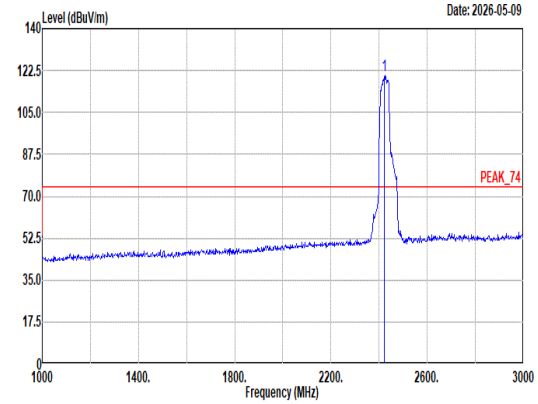 Site : 03CH22-HY Condition: PEAK_74 3m DRH18-E_LE2C04A18EN_250520 VERTICAL : RBW:1000.000kHz VBW:3000.000kHz SWT:Auto Freq Level Limit Line Margin Read Level Ant Factor Cable Loss Preamp Factor Aux Factor APos TPos Remark MHz dBuV/m dBuV/m dB dBuV dB/m dB dB dB cm deg 1 2422.00 120.66 ------ ------ 108.90 26.72 8.11 32.60 9.53 100 267 Peak
Avg	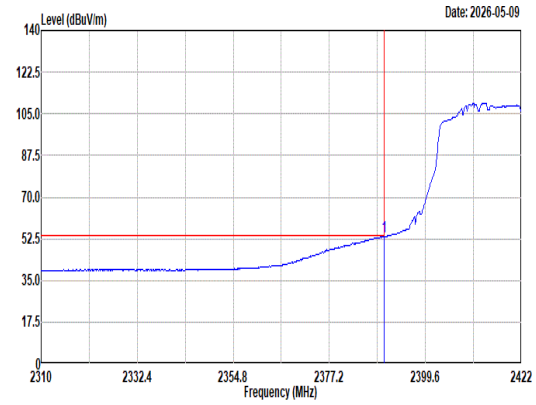 Site : 03CH22-HY Condition: AVG_BE_54 3m DRH18-E_LE2C04A18EN_250520 VERTICAL : RBW:1000.000kHz VBW:0.240kHz SWT:Auto Freq Level Limit Line Margin Read Level Ant Factor Cable Loss Preamp Factor Aux Factor APos TPos Remark MHz dBuV/m dBuV/m dB dBuV dB/m dB dB dB cm deg 1 2389.97 53.42 54.00 -0.58 41.81 26.60 8.06 32.58 9.53 100 267 Average	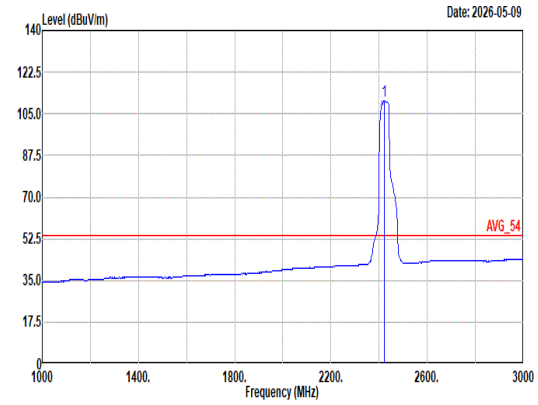 Site : 03CH22-HY Condition: AVG_54 3m DRH18-E_LE2C04A18EN_250520 VERTICAL : RBW:1000.000kHz VBW:0.240kHz SWT:Auto Freq Level Limit Line Margin Read Level Ant Factor Cable Loss Preamp Factor Aux Factor APos TPos Remark MHz dBuV/m dBuV/m dB dBuV dB/m dB dB dB cm deg 1 2422.00 110.67 ------ ------ 98.84 26.80 8.09 32.59 9.53 100 267 Average

Mode	26	
	Band Edge - R	
	2400-2483.5_802.11be EHT40_CH3_Full RU_2422MHz	
ANT	DB 1+2+3+4 (TXBF)	
Pol.	Vertical	Fundamental
Peak	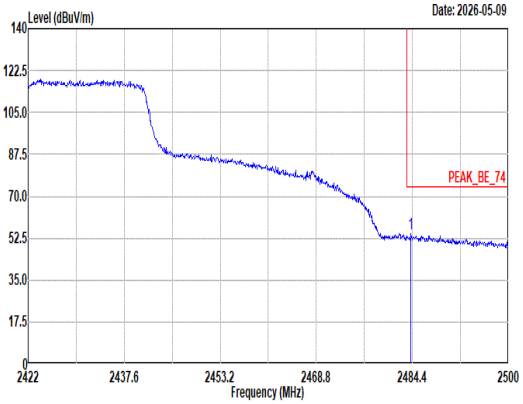 Site : 03CH22-HY Condition: PEAK_BE_74 3m DRH18-E_LE2C04A18EN_250520 VERTICAL : RBW:1000.000kHz VBW:3000.000kHz SWT:Auto Limit Read Ant Cable Preamp Aux APos TPos Freq Level Line Margin Level Factor Loss Factor Factor Remark MHz dBuV/m dBuV/m dB dBuV dB/m dB dB dB cm deg 1 2484.17 54.30 74.00 -19.70 42.48 26.74 8.18 32.64 9.54 100 267 Peak	Blank
Avg	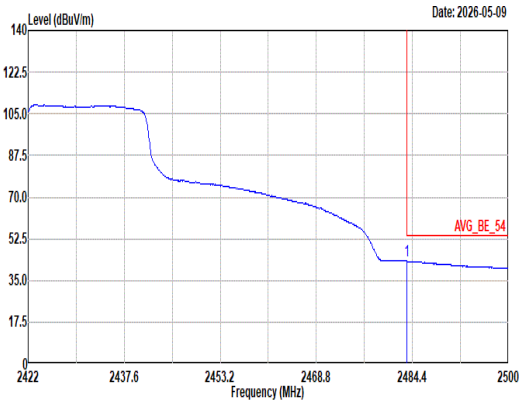 Site : 03CH22-HY Condition: AVG_BE_54 3m DRH18-E_LE2C04A18EN_250520 VERTICAL : RBW:1000.000kHz VBW:0.240kHz SWT:Auto Limit Read Ant Cable Preamp Aux APos TPos Freq Level Line Margin Level Factor Loss Factor Factor Remark MHz dBuV/m dBuV/m dB dBuV dB/m dB dB dB cm deg 1 2483.54 43.06 54.00 -10.94 31.24 26.74 8.18 32.64 9.54 100 267 Average	Blank

Mode	26	
	Harmonic	
	2400-2483.5_802.11be EHT40_CH3_Full RU_2422MHz	
ANT	DB 1+2+3+4 (TXBF)	
Pol.	Horizontal	Vertical
Peak Avg	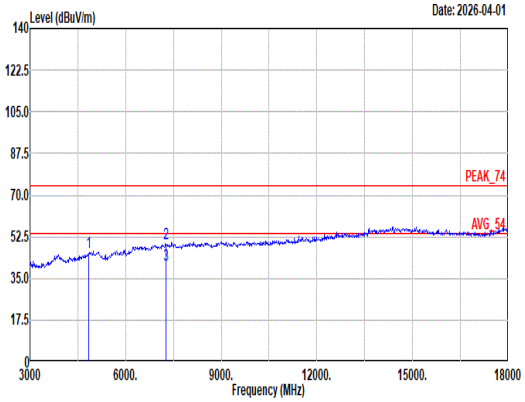 Site : 03CH22-HY Condition: PEAK_74 3m DRH18-E_LE2C04A18EN_250520 HORIZONTAL Freq Level Limit Line Margin Read Level Ant Factor Cable Loss Preamp Factor Aux Factor APos TPos Remark MHz dBuV/m dBuV/m dB dBuV dB/m dB dB dB cm deg 1 4844.00 45.97 74.00 -28.03 34.40 32.20 11.56 33.55 1.36 -- -- Peak 2 7266.00 49.65 74.00 -24.35 33.23 37.06 14.29 36.00 1.07 -- -- Peak 3 7266.00 40.43 54.00 -13.57 24.01 37.06 14.29 36.00 1.07 -- -- Average	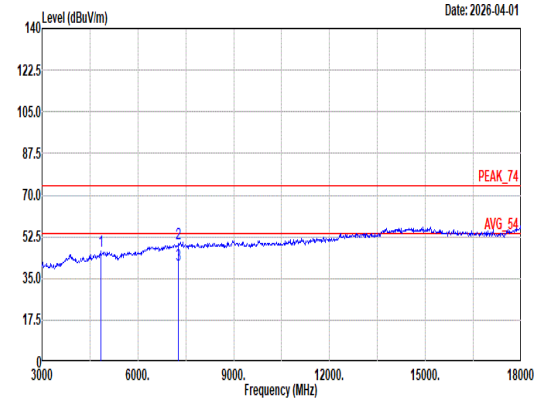 Site : 03CH22-HY Condition: PEAK_74 3m DRH18-E_LE2C04A18EN_250520 VERTICAL Freq Level Limit Line Margin Read Level Ant Factor Cable Loss Preamp Factor Aux Factor APos TPos Remark MHz dBuV/m dBuV/m dB dBuV dB/m dB dB dB cm deg 1 4844.00 46.28 74.00 -27.72 34.71 32.20 11.56 33.55 1.36 -- -- Peak 2 7266.00 49.67 74.00 -24.33 33.25 37.06 14.29 36.00 1.07 -- -- Peak 3 7266.00 40.55 54.00 -13.45 24.13 37.06 14.29 36.00 1.07 -- -- Average

Mode	26	
	Harmonic	
	2400-2483.5_802.11be EHT40_CH3_Full RU_2422MHz	
ANT	DB 1+2+3+4 (TXBF)	
Pol.	Horizontal	Vertical
10.6G ~18G Avg	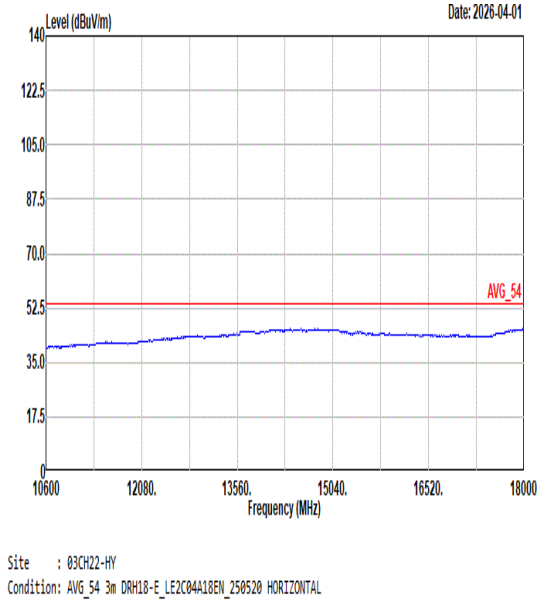	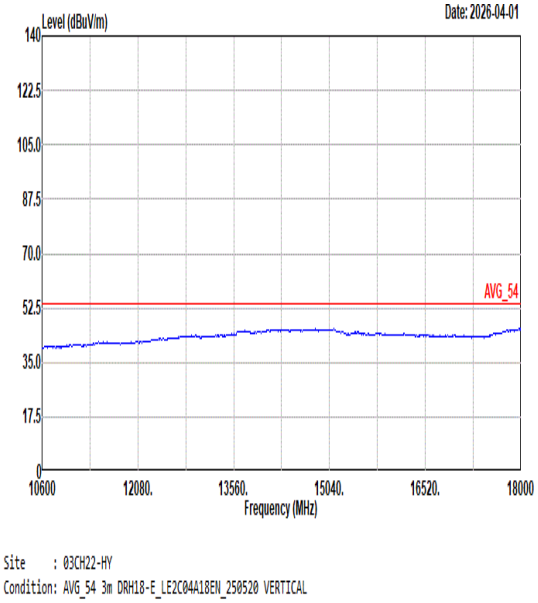

Mode	27	
	Band Edge - L	
	2400-2483.5_802.11be EHT40_CH4_Full RU_2427MHz	
ANT	DB 1+2+3+4 (TXBF)	
Pol.	Horizontal	Fundamental
Peak	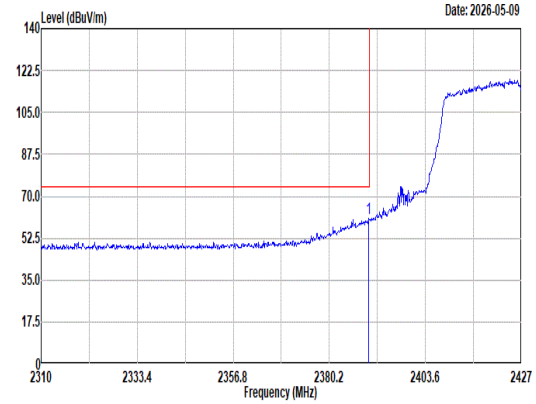 Site : 03CH22-HY Condition: PEAK_BE_74 3m DRH18-E_LE2C04A18EN_250520 HORIZONTAL : RBW:1000.000kHz VBW:3000.000kHz SWT:Auto Freq Level Limit Line Margin Read Level Ant Factor Cable Loss Preamp Factor Aux Factor APos TPos Remark MHz dBuV/m dBuV/m dB dBuV dB/m dB dB dB cm deg 1 2389.79 60.90 74.00 -13.10 49.29 26.60 8.06 32.58 9.53 100 82 Peak	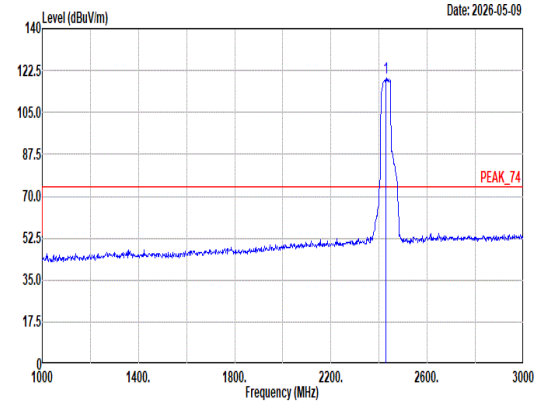 Site : 03CH22-HY Condition: PEAK_74 3m DRH18-E_LE2C04A18EN_250520 HORIZONTAL : RBW:1000.000kHz VBW:3000.000kHz SWT:Auto Freq Level Limit Line Margin Read Level Ant Factor Cable Loss Preamp Factor Aux Factor APos TPos Remark MHz dBuV/m dBuV/m dB dBuV dB/m dB dB dB cm deg 1 2427.00 119.28 ------ ------ 107.62 26.62 8.12 32.61 9.53 100 82 Peak
Avg	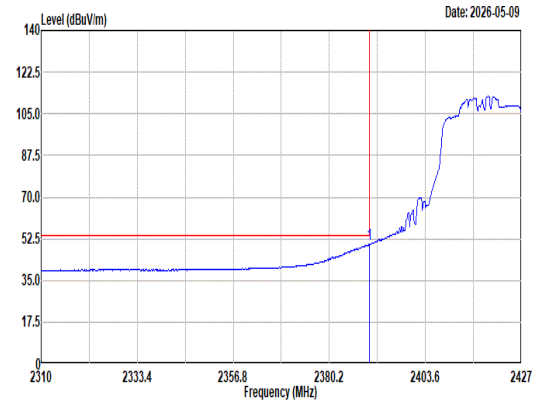 Site : 03CH22-HY Condition: AVG_BE_54 3m DRH18-E_LE2C04A18EN_250520 HORIZONTAL : RBW:1000.000kHz VBW:0.240kHz SWT:Auto Freq Level Limit Line Margin Read Level Ant Factor Cable Loss Preamp Factor Aux Factor APos TPos Remark MHz dBuV/m dBuV/m dB dBuV dB/m dB dB dB cm deg 1 2389.91 50.06 54.00 -3.94 38.45 26.60 8.06 32.58 9.53 100 82 Average	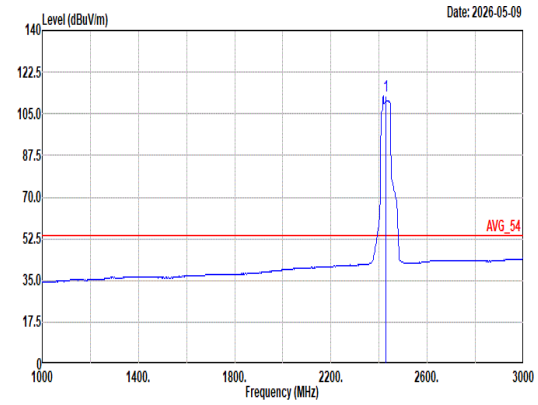 Site : 03CH22-HY Condition: AVG_54 3m DRH18-E_LE2C04A18EN_250520 HORIZONTAL : RBW:1000.000kHz VBW:0.240kHz SWT:Auto Freq Level Limit Line Margin Read Level Ant Factor Cable Loss Preamp Factor Aux Factor APos TPos Remark MHz dBuV/m dBuV/m dB dBuV dB/m dB dB dB cm deg 1 2427.00 112.42 ------ ------ 100.59 26.80 8.10 32.60 9.53 100 82 Average

Mode	27	
	Band Edge - R	
	2400-2483.5_802.11be EHT40_CH4_Full RU_2427MHz	
ANT	DB 1+2+3+4 (TXBF)	
Pol.	Horizontal	Fundamental
Peak	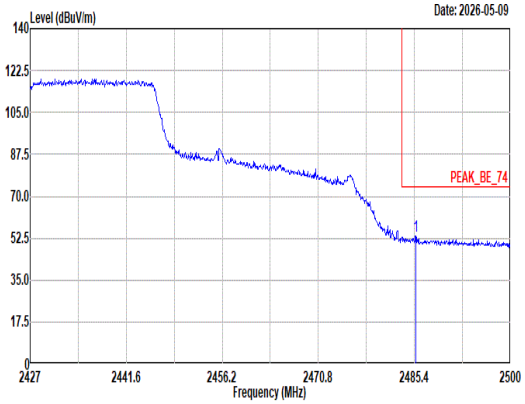 Site : 03CH22-HY Condition: PEAK_BE_74 3m DRH18-E_LE2C04A18EN_250520 HORIZONTAL : RBW:1000.000kHz VBW:3000.000kHz SWT:Auto Freq Level Limit Line Margin Read Level Ant Factor Cable Loss Preamp Factor Aux Factor APos TPos Remark MHz dBuV/m dBuV/m dB dBuV dB/m dB dB dB cm deg 1 2485.62 53.17 74.00 -20.83 41.33 26.76 8.18 32.64 9.54 100 82 Peak	Blank
Avg	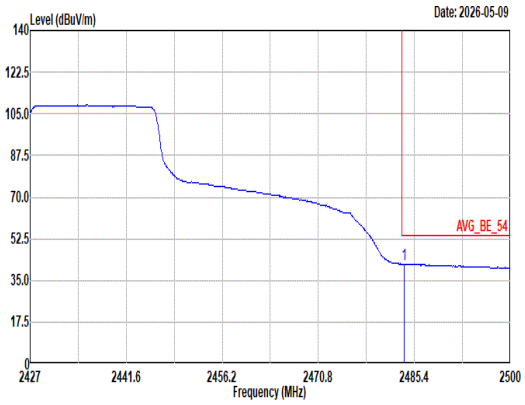 Site : 03CH22-HY Condition: AVG_BE_54 3m DRH18-E_LE2C04A18EN_250520 HORIZONTAL : RBW:1000.000kHz VBW:0.240kHz SWT:Auto Freq Level Limit Line Margin Read Level Ant Factor Cable Loss Preamp Factor Aux Factor APos TPos Remark MHz dBuV/m dBuV/m dB dBuV dB/m dB dB dB cm deg 1 2483.79 41.77 54.00 -12.23 29.95 26.74 8.18 32.64 9.54 100 82 Average	Blank

Mode	27	
	Band Edge - L	
	2400-2483.5_802.11be EHT40_CH4_Full RU_2427MHz	
ANT	DB 1+2+3+4 (TXBF)	
Pol.	Vertical	Fundamental
Peak	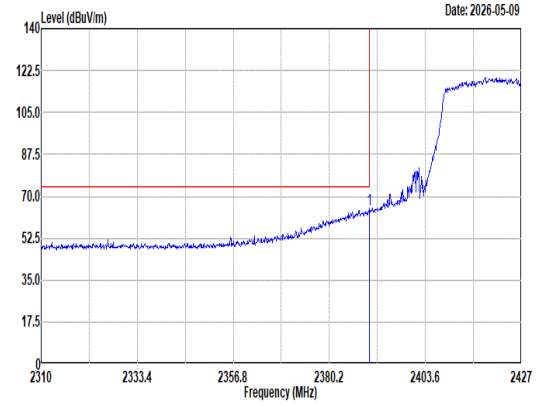 Site : 03CH22-HY Condition: PEAK_BE_74 3m DRH18-E_LE2C04A18EN_250520 VERTICAL : RBW:1000.000kHz VBW:3000.000kHz SWT:Auto Freq Level Limit Line Margin Read Level Ant Factor Cable Loss Preamp Factor Aux Factor APos TPos Remark MHz dBuV/m dBuV/m dB dBuV dB/m dB dB dB cm deg 1 2389.91 64.67 74.00 -9.33 53.06 26.60 8.06 32.58 9.53 100 265 Peak	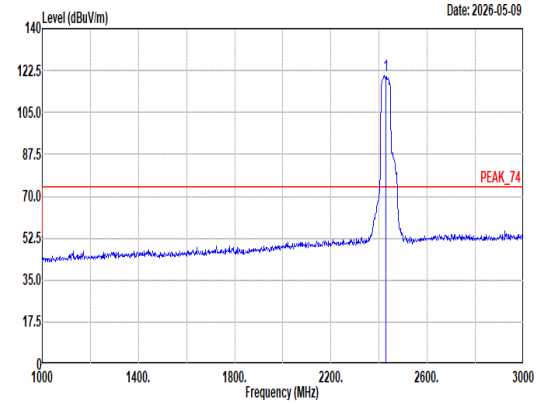 Site : 03CH22-HY Condition: PEAK_74 3m DRH18-E_LE2C04A18EN_250520 VERTICAL : RBW:1000.000kHz VBW:3000.000kHz SWT:Auto Freq Level Limit Line Margin Read Level Ant Factor Cable Loss Preamp Factor Aux Factor APos TPos Remark MHz dBuV/m dBuV/m dB dBuV dB/m dB dB dB cm deg 1 2427.00 120.51 ------ ------ 108.71 26.76 8.11 32.60 9.53 100 265 Peak
Avg	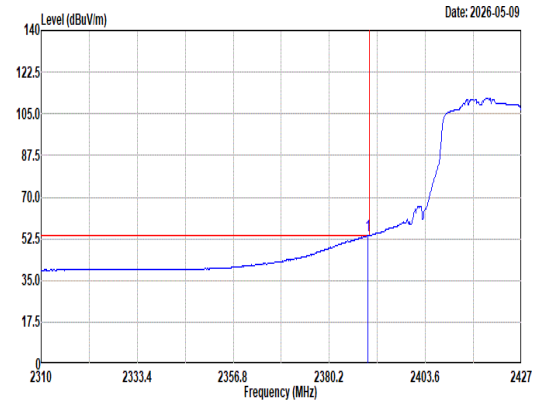 Site : 03CH22-HY Condition: AVG_BE_54 3m DRH18-E_LE2C04A18EN_250520 VERTICAL : RBW:1000.000kHz VBW:0.240kHz SWT:Auto Freq Level Limit Line Margin Read Level Ant Factor Cable Loss Preamp Factor Aux Factor APos TPos Remark MHz dBuV/m dBuV/m dB dBuV dB/m dB dB dB cm deg 1 2389.56 53.95 54.00 -0.05 42.34 26.60 8.06 32.58 9.53 100 265 Average	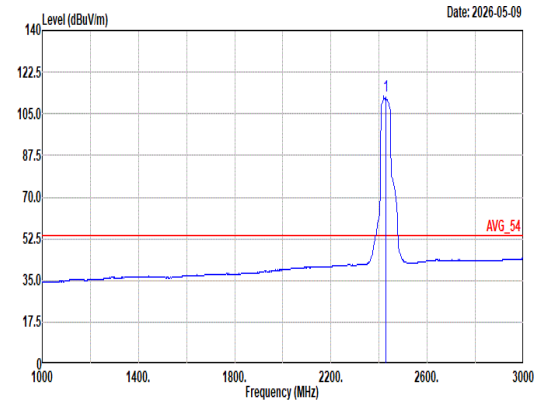 Site : 03CH22-HY Condition: AVG_54 3m DRH18-E_LE2C04A18EN_250520 VERTICAL : RBW:1000.000kHz VBW:0.240kHz SWT:Auto Freq Level Limit Line Margin Read Level Ant Factor Cable Loss Preamp Factor Aux Factor APos TPos Remark MHz dBuV/m dBuV/m dB dBuV dB/m dB dB dB cm deg 1 2427.00 112.41 ------ ------ 100.58 26.80 8.10 32.60 9.53 100 265 Average

Mode	27	
	Band Edge - R	
	2400-2483.5_802.11be EHT40_CH4_Full RU_2427MHz	
ANT	DB 1+2+3+4 (TXBF)	
Pol.	Vertical	Fundamental
Peak	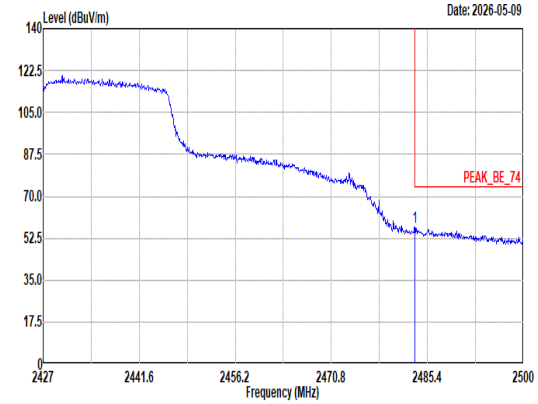 Site : 03CH22-HY Condition: PEAK_BE_74 3m DRH18-E_LE2C04A18EN_250520 VERTICAL : RBW:1000.000kHz VBW:3000.000kHz SWT:Auto Limit Read Ant Cable Preamp Aux APos TPos Freq Level Line Margin Level Factor Loss Factor Factor Remark MHz dBuV/m dBuV/m dB dBuV dB/m dB dB dB cm deg 1 2483.50 57.20 74.00 -16.80 45.38 26.74 8.18 32.64 9.54 100 265 Peak	Blank
Avg	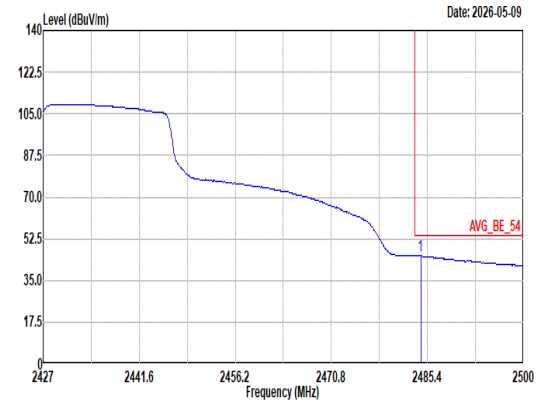 Site : 03CH22-HY Condition: AVG_BE_54 3m DRH18-E_LE2C04A18EN_250520 VERTICAL : RBW:1000.000kHz VBW:0.240kHz SWT:Auto Limit Read Ant Cable Preamp Aux APos TPos Freq Level Line Margin Level Factor Loss Factor Factor Remark MHz dBuV/m dBuV/m dB dBuV dB/m dB dB dB cm deg 1 2484.38 45.60 54.00 -8.40 33.78 26.74 8.18 32.64 9.54 100 265 Average	Blank

Mode	28	
	Band Edge - L	
	2400-2483.5_802.11be EHT40_CH6_Full RU_2437MHz	
ANT	DB 1+2+3+4 (TXBF)	
Pol.	Horizontal	Fundamental
Peak	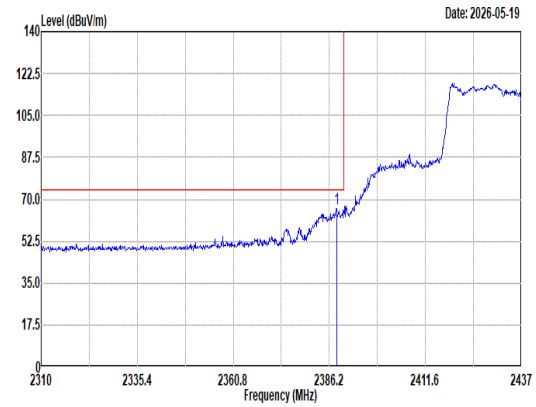 Site : 03CH22-HY Condition: PEAK_BE_74 3m 9120D_02038_250807 HORIZONTAL : RBW:1000.000kHz VBW:3000.000kHz SWT:Auto Freq Level Limit Line Margin Read Level Ant Factor Cable Loss Preamp Factor Aux Factor APos TPos Remark 1 2388.11 65.97 74.00 -8.03 53.54 27.38 8.10 32.58 9.53 200 71 Peak	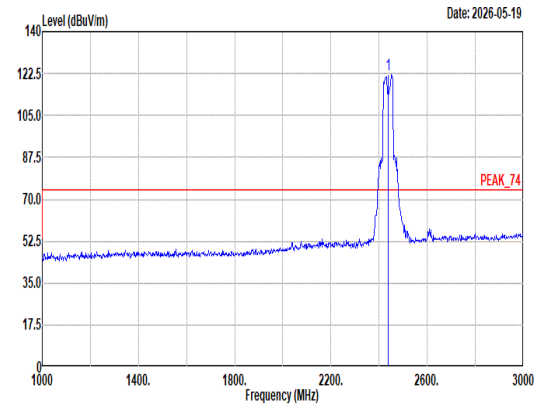 Site : 03CH22-HY Condition: PEAK_74 3m 9120D_02038_250807 HORIZONTAL : RBW:1000.000kHz VBW:3000.000kHz SWT:Auto Freq Level Limit Line Margin Read Level Ant Factor Cable Loss Preamp Factor Aux Factor APos TPos Remark 1 2437.00 122.08 ------ ------ 109.44 27.50 8.22 32.62 9.54 200 71 Peak
Avg	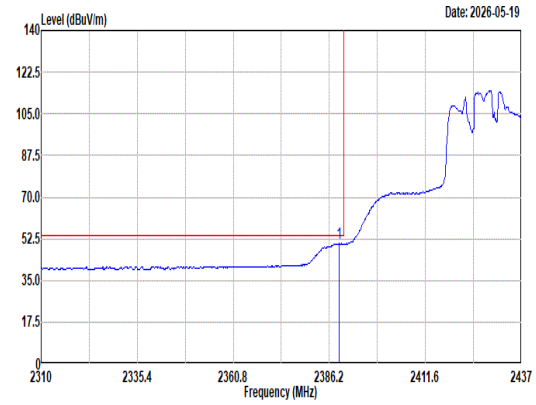 Site : 03CH22-HY Condition: AVG_BE_54 3m 9120D_02038_250807 HORIZONTAL : RBW:1000.000kHz VBW:0.240kHz SWT:Auto Freq Level Limit Line Margin Read Level Ant Factor Cable Loss Preamp Factor Aux Factor APos TPos Remark 1 2388.87 50.49 54.00 -3.51 38.05 27.39 8.10 32.58 9.53 200 71 Average	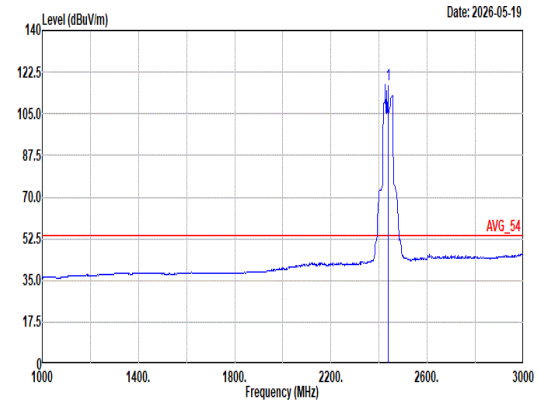 Site : 03CH22-HY Condition: AVG_54 3m 9120D_02038_250807 HORIZONTAL : RBW:1000.000kHz VBW:0.240kHz SWT:Auto Freq Level Limit Line Margin Read Level Ant Factor Cable Loss Preamp Factor Aux Factor APos TPos Remark 1 2437.00 117.47 ------ ------ 104.92 27.46 8.16 32.60 9.53 200 71 Average

Mode	28	
	Band Edge - R	
	2400-2483.5_802.11be EHT40_CH6_Full RU_2437MHz	
ANT	DB 1+2+3+4 (TXBF)	
Pol.	Horizontal	Fundamental
Peak	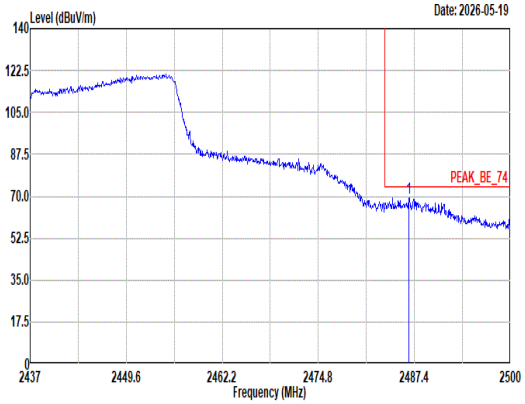 Site : 03CH22-HY Condition: PEAK_BE_74 3m 9120D_02038_250807 HORIZONTAL : RBW:1000.000kHz VBW:3000.000kHz SWT:Auto Limit Read Ant Cable Preamp Aux APos TPos Freq Level Line Margin Level Factor Loss Factor Factor Remark MHz dBuV/m dBuV/m dB dBuV dB/m dB dB dB cm deg 1 2486.64 69.45 74.00 -4.55 56.39 27.87 8.29 32.64 9.54 200 71 Peak	Blank
Avg	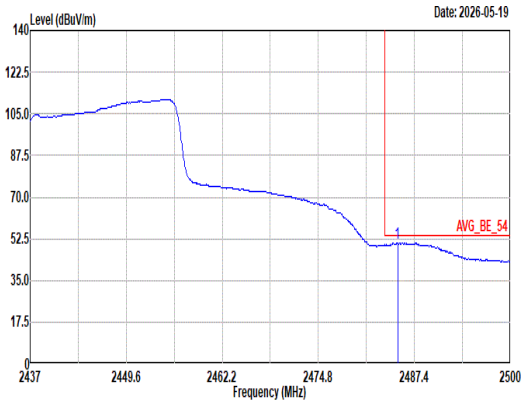 Site : 03CH22-HY Condition: AVG_BE_54 3m 9120D_02038_250807 HORIZONTAL : RBW:1000.000kHz VBW:0.240kHz SWT:Auto Limit Read Ant Cable Preamp Aux APos TPos Freq Level Line Margin Level Factor Loss Factor Factor Remark MHz dBuV/m dBuV/m dB dBuV dB/m dB dB dB cm deg 1 2485.20 50.84 54.00 -3.16 37.80 27.85 8.29 32.64 9.54 200 71 Average	Blank

Mode	28	
	Band Edge - L	
	2400-2483.5_802.11be EHT40_CH6_Full RU_2437MHz	
ANT	DB 1+2+3+4 (TXBF)	
Pol.	Vertical	Fundamental
Peak	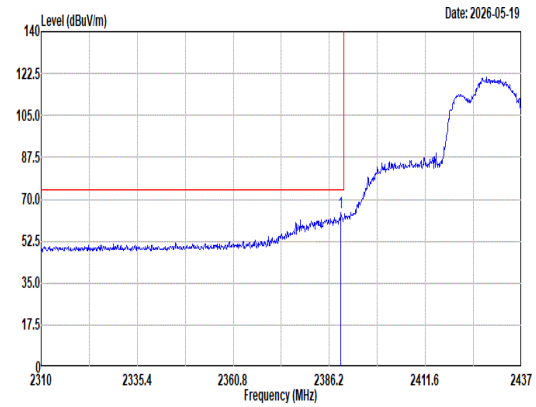 Site : 03CH22-HY Condition: PEAK_BE_74 3m 9120D_02038_250807 VERTICAL : RBW:1000.000kHz VBW:3000.000kHz SWT:Auto Freq Level Limit Line Margin Read Level Ant Factor Cable Loss Preamp Factor Aux Factor APos TPos Remark MHz dBuV/m dBuV/m dB dBuV dB/m dB dB dB cm deg 1 2389.25 64.47 74.00 -9.53 52.03 27.39 8.10 32.58 9.53 100 62 Peak	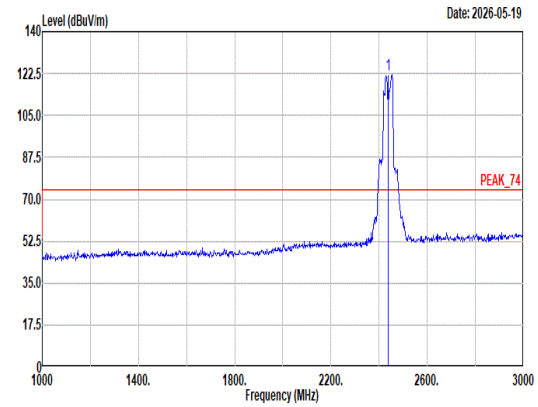 Site : 03CH22-HY Condition: PEAK_74 3m 9120D_02038_250807 VERTICAL : RBW:1000.000kHz VBW:3000.000kHz SWT:Auto Freq Level Limit Line Margin Read Level Ant Factor Cable Loss Preamp Factor Aux Factor APos TPos Remark MHz dBuV/m dBuV/m dB dBuV dB/m dB dB dB cm deg 1 2437.00 122.10 ------ ------ 109.46 27.50 8.22 32.62 9.54 100 62 Peak
Avg	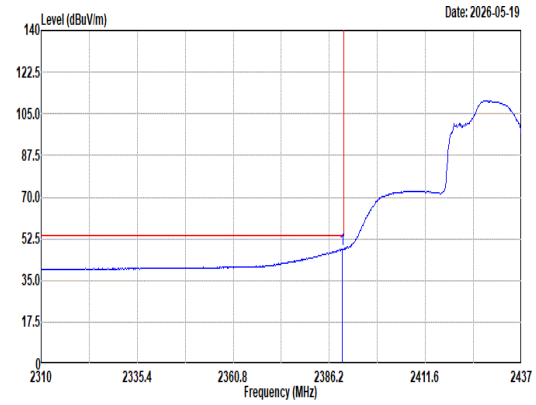 Site : 03CH22-HY Condition: AVG_BE_54 3m 9120D_02038_250807 VERTICAL : RBW:1000.000kHz VBW:0.240kHz SWT:Auto Freq Level Limit Line Margin Read Level Ant Factor Cable Loss Preamp Factor Aux Factor APos TPos Remark MHz dBuV/m dBuV/m dB dBuV dB/m dB dB dB cm deg 1 2389.63 48.29 54.00 -5.71 35.84 27.40 8.10 32.58 9.53 100 62 Average	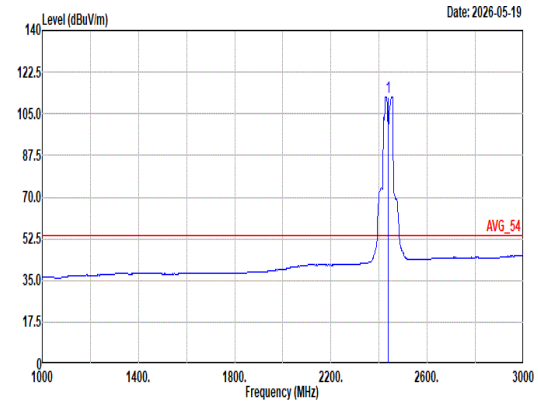 Site : 03CH22-HY Condition: AVG_54 3m 9120D_02038_250807 VERTICAL : RBW:1000.000kHz VBW:0.240kHz SWT:Auto Freq Level Limit Line Margin Read Level Ant Factor Cable Loss Preamp Factor Aux Factor APos TPos Remark MHz dBuV/m dBuV/m dB dBuV dB/m dB dB dB cm deg 1 2437.00 112.24 ------ ------ 99.60 27.50 8.22 32.62 9.54 100 62 Average

Mode	28	
	Band Edge - R	
	2400-2483.5_802.11be EHT40_CH6_Full RU_2437MHz	
ANT	DB 1+2+3+4 (TXBF)	
Pol.	Vertical	Fundamental
Peak	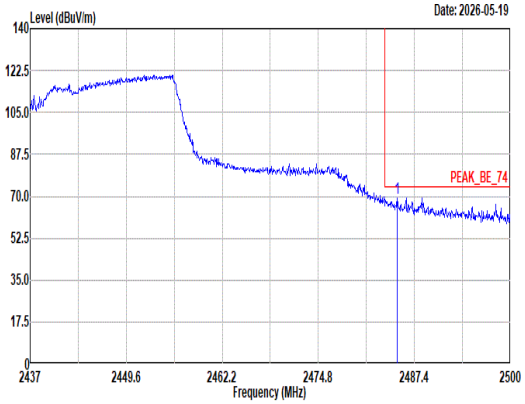 Site : 03CH22-HY Condition: PEAK_BE_74 3m 9120D_02038_250807 VERTICAL : RBW:1000.000kHz VBW:3000.000kHz SWT:Auto Limit Read Ant Cable Preamp Aux APos TPos Freq Level Line Margin Level Factor Loss Factor Factor Remark MHz dBuV/m dBuV/m dB dBuV dB/m dB dB dB cm deg 1 2485.13 69.35 74.00 -4.65 56.31 27.85 8.29 32.64 9.54 100 62 Peak	Blank
Avg	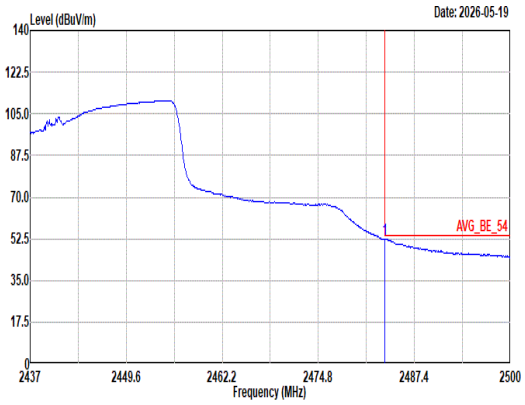 Site : 03CH22-HY Condition: AVG_BE_54 3m 9120D_02038_250807 VERTICAL : RBW:1000.000kHz VBW:0.240kHz SWT:Auto Limit Read Ant Cable Preamp Aux APos TPos Freq Level Line Margin Level Factor Loss Factor Factor Remark MHz dBuV/m dBuV/m dB dBuV dB/m dB dB dB cm deg 1 2483.56 52.35 54.00 -1.65 39.32 27.84 8.29 32.64 9.54 100 62 Average	Blank

Mode	28	
	Harmonic	
	2400-2483.5_802.11be EHT40_CH6_Full RU_2437MHz	
ANT	DB 1+2+3+4 (TXBF)	
Pol.	Horizontal	Vertical
Peak Avg	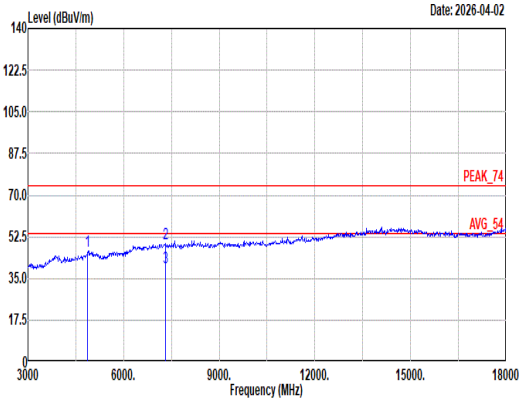 Site : 03CH22-HY Condition: PEAK_74 3m DRH18-E_LE2C04A18EN_250520 HORIZONTAL Freq Level Limit Line Margin Read Level Ant Factor Cable Loss Preamp Factor Aux Factor APos TPos Remark MHz dBuV/m dBuV/m dB dBuV dB/m dB dB dB cm deg 1 4874.00 46.51 74.00 -27.49 34.87 32.30 11.60 33.55 1.29 -- -- Peak 2 7311.00 49.50 74.00 -24.50 32.97 37.20 14.28 36.03 1.08 -- -- Peak 3 7311.00 39.51 54.00 -14.49 22.98 37.20 14.28 36.03 1.08 -- -- Average	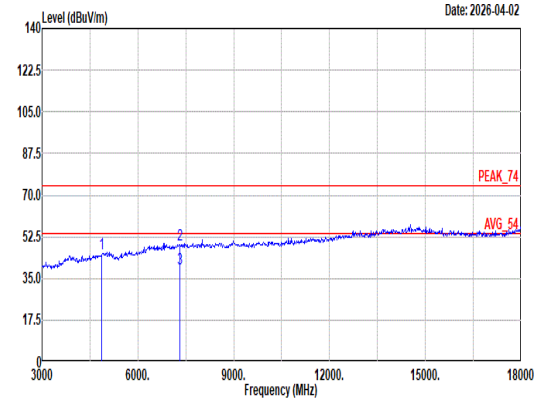 Site : 03CH22-HY Condition: PEAK_74 3m DRH18-E_LE2C04A18EN_250520 VERTICAL Freq Level Limit Line Margin Read Level Ant Factor Cable Loss Preamp Factor Aux Factor APos TPos Remark MHz dBuV/m dBuV/m dB dBuV dB/m dB dB dB cm deg 1 4874.00 45.46 74.00 -28.54 33.82 32.30 11.60 33.55 1.29 -- -- Peak 2 7311.00 49.08 74.00 -24.92 32.55 37.20 14.28 36.03 1.08 -- -- Peak 3 7311.00 39.09 54.00 -14.91 22.56 37.20 14.28 36.03 1.08 -- -- Average

Mode	28	
	Harmonic	
	2400-2483.5_802.11be EHT40_CH6_Full RU_2437MHz	
ANT	DB 1+2+3+4 (TXBF)	
Pol.	Horizontal	Vertical
10.6G ~18G Avg	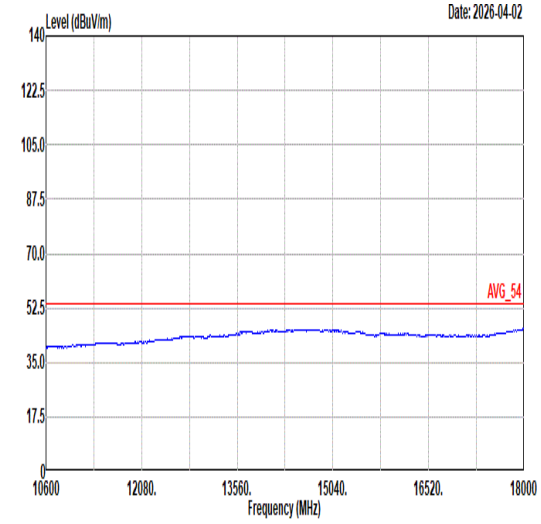 Site : 03CH22-HY Condition: AVG_54 3m DRH18-E_LE2C04A18EN_250520 HORIZONTAL	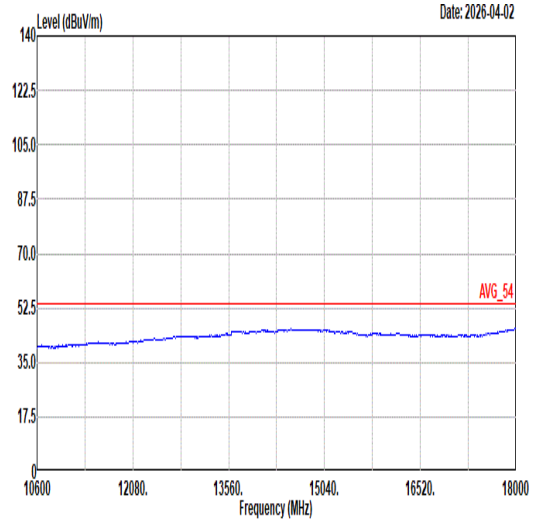 Site : 03CH22-HY Condition: AVG_54 3m DRH18-E_LE2C04A18EN_250520 VERTICAL

Mode	29	
	Band Edge - L	
	2400-2483.5_802.11be EHT40_CH8_Full RU_2447MHz	
ANT	DB 1+2+3+4 (TXBF)	
Pol.	Horizontal	Fundamental
Peak	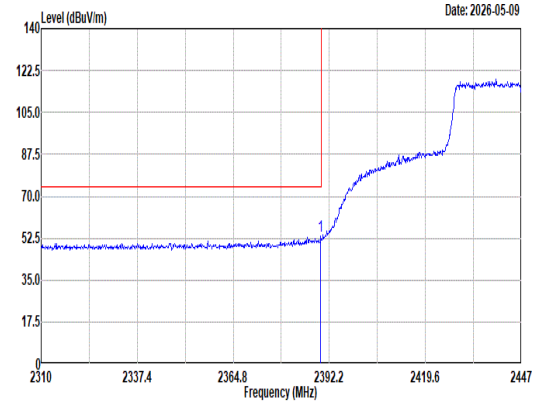 Site : 03CH22-HY Condition: PEAK_BE_74 3m DRH18-E_LE2C04A18EN_250520 HORIZONTAL : RBW:1000.000kHz VBW:3000.000kHz SWT:Auto Freq Level Limit Line Margin Read Level Ant Factor Cable Loss Preamp Factor Aux Factor APos TPos Remark MHz dBuV/m dBuV/m dB dBuV dB/m dB dB dB cm deg 1 2389.73 53.18 74.00 -20.82 41.57 26.60 8.06 32.58 9.53 200 77 Peak	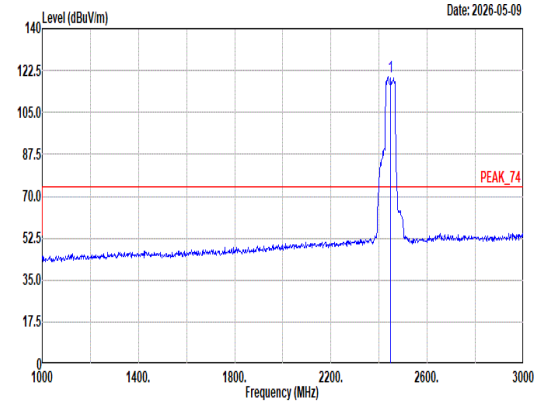 Site : 03CH22-HY Condition: PEAK_74 3m DRH18-E_LE2C04A18EN_250520 HORIZONTAL : RBW:1000.000kHz VBW:3000.000kHz SWT:Auto Freq Level Limit Line Margin Read Level Ant Factor Cable Loss Preamp Factor Aux Factor APos TPos Remark MHz dBuV/m dBuV/m dB dBuV dB/m dB dB dB cm deg 1 2447.00 119.67 ------ ------ 107.94 26.68 8.13 32.61 9.53 200 77 Peak
Avg	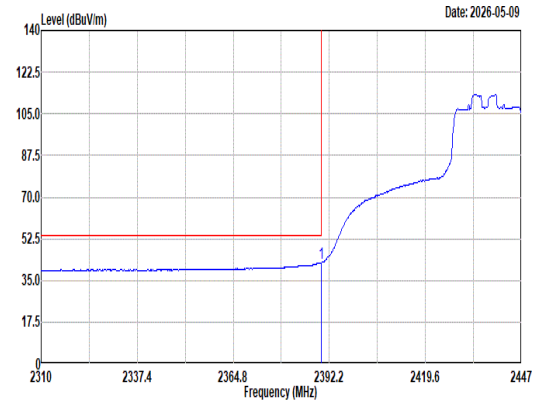 Site : 03CH22-HY Condition: AVG_BE_54 3m DRH18-E_LE2C04A18EN_250520 HORIZONTAL : RBW:1000.000kHz VBW:0.240kHz SWT:Auto Freq Level Limit Line Margin Read Level Ant Factor Cable Loss Preamp Factor Aux Factor APos TPos Remark MHz dBuV/m dBuV/m dB dBuV dB/m dB dB dB cm deg 1 2389.87 42.43 54.00 -11.57 30.82 26.60 8.06 32.58 9.53 200 77 Average	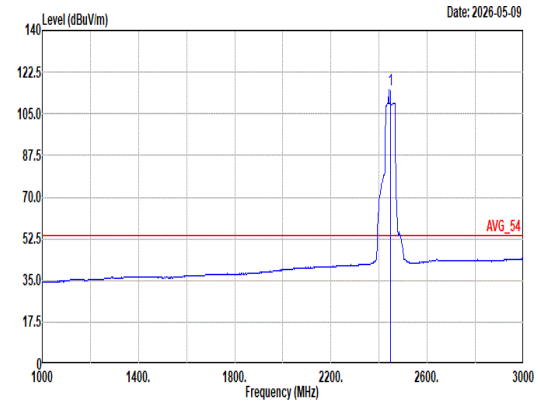 Site : 03CH22-HY Condition: AVG_54 3m DRH18-E_LE2C04A18EN_250520 HORIZONTAL : RBW:1000.000kHz VBW:0.240kHz SWT:Auto Freq Level Limit Line Margin Read Level Ant Factor Cable Loss Preamp Factor Aux Factor APos TPos Remark MHz dBuV/m dBuV/m dB dBuV dB/m dB dB dB cm deg 1 2447.00 115.23 ------ ------ 103.48 26.70 8.13 32.61 9.53 200 77 Average

Mode	29	
	Band Edge - R	
	2400-2483.5_802.11be EHT40_CH8_Full RU_2447MHz	
ANT	DB 1+2+3+4 (TXBF)	
Pol.	Horizontal	Fundamental
Peak	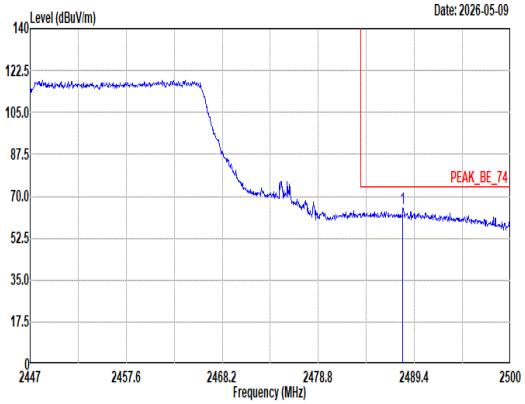 Site : 03CH22-HY Condition: PEAK_BE_74 3m DRH18-E_LE2C04A18EN_250520 HORIZONTAL : RBW:1000.000kHz VBW:3000.000kHz SWT:Auto Limit Read Ant Cable Preamp Aux APos TPos Freq Level Line Margin Level Factor Loss Factor Factor Remark MHz dBuV/m dBuV/m dB dBuV dB/m dB dB dB cm deg 1 2488.13 65.13 74.00 -8.87 53.26 26.78 8.19 32.64 9.54 200 77 Peak	Blank
Avg	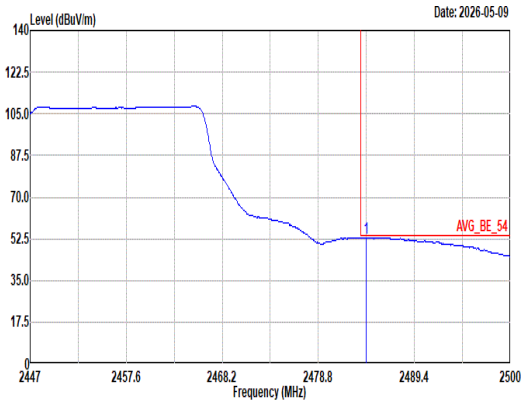 Site : 03CH22-HY Condition: AVG_BE_54 3m DRH18-E_LE2C04A18EN_250520 HORIZONTAL : RBW:1000.000kHz VBW:0.240kHz SWT:Auto Limit Read Ant Cable Preamp Aux APos TPos Freq Level Line Margin Level Factor Loss Factor Factor Remark MHz dBuV/m dBuV/m dB dBuV dB/m dB dB dB cm deg 1 2484.10 53.05 54.00 -0.95 41.23 26.74 8.18 32.64 9.54 200 77 Average	Blank

Mode	29	
	Band Edge - L	
	2400-2483.5_802.11be EHT40_CH8_Full RU_2447MHz	
ANT	DB 1+2+3+4 (TXBF)	
Pol.	Vertical	Fundamental
Peak	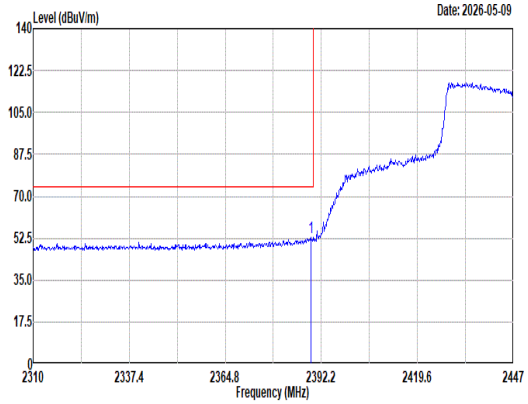 Site : 03CH22-HY Condition: PEAK_BE_74 3m DRH18-E_LE2C04A18EN_250520 VERTICAL : RBW:1000.000kHz VBW:3000.000kHz SWT:Auto Freq Level Limit Line Margin Read Level Ant Factor Cable Loss Preamp Factor Aux Factor APos TPos Remark MHz dBuV/m dBuV/m dB dBuV dB/m dB dB dB cm deg 1 2389.19 52.61 74.00 -21.39 40.99 26.61 8.06 32.58 9.53 100 264 Peak	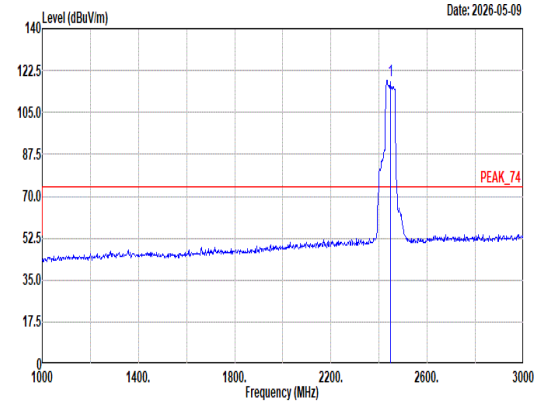 Site : 03CH22-HY Condition: PEAK_74 3m DRH18-E_LE2C04A18EN_250520 VERTICAL : RBW:1000.000kHz VBW:3000.000kHz SWT:Auto Freq Level Limit Line Margin Read Level Ant Factor Cable Loss Preamp Factor Aux Factor APos TPos Remark MHz dBuV/m dBuV/m dB dBuV dB/m dB dB dB cm deg 1 2447.00 118.50 ------ ------ 106.82 26.64 8.12 32.61 9.53 100 264 Peak
Avg	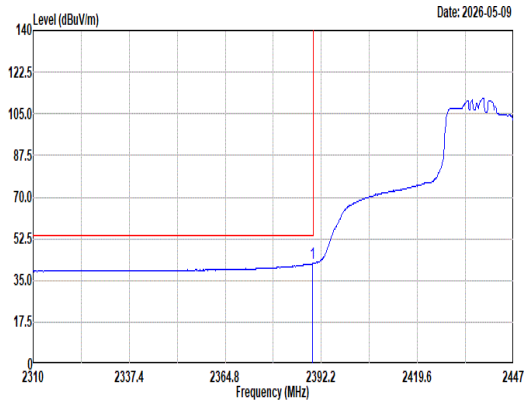 Site : 03CH22-HY Condition: AVG_BE_54 3m DRH18-E_LE2C04A18EN_250520 VERTICAL : RBW:1000.000kHz VBW:0.240kHz SWT:Auto Freq Level Limit Line Margin Read Level Ant Factor Cable Loss Preamp Factor Aux Factor APos TPos Remark MHz dBuV/m dBuV/m dB dBuV dB/m dB dB dB cm deg 1 2389.73 42.24 54.00 -11.76 30.63 26.60 8.06 32.58 9.53 100 264 Average	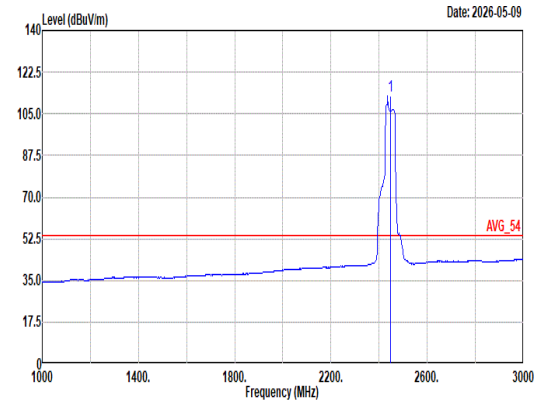 Site : 03CH22-HY Condition: AVG_54 3m DRH18-E_LE2C04A18EN_250520 VERTICAL : RBW:1000.000kHz VBW:0.240kHz SWT:Auto Freq Level Limit Line Margin Read Level Ant Factor Cable Loss Preamp Factor Aux Factor APos TPos Remark MHz dBuV/m dBuV/m dB dBuV dB/m dB dB dB cm deg 1 2447.00 112.51 ------ ------ 100.81 26.66 8.12 32.61 9.53 100 264 Average

Mode	29	
	Band Edge - R	
	2400-2483.5_802.11be EHT40_CH8_Full RU_2447MHz	
ANT	DB 1+2+3+4 (TXBF)	
Pol.	Vertical	Fundamental
Peak	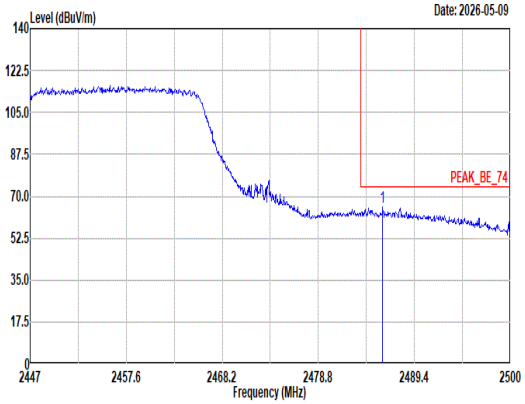 Site : 03CH22-HY Condition: PEAK_BE_74 3m DRH18-E_LE2C04A18EN_250520 VERTICAL : RBW:1000.000kHz VBW:3000.000kHz SWT:Auto Limit Read Ant Cable Preamp Aux APos TPos Freq Level Line Margin Level Factor Loss Factor Factor Remark MHz dBuV/m dBuV/m dB dBuV dB/m dB dB dB cm deg 1 2485.90 65.59 74.00 -8.41 53.75 26.76 8.18 32.64 9.54 100 264 Peak	Blank
Avg	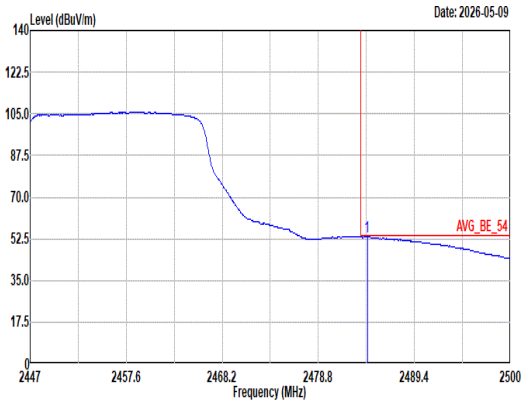 Site : 03CH22-HY Condition: AVG_BE_54 3m DRH18-E_LE2C04A18EN_250520 VERTICAL : RBW:1000.000kHz VBW:0.240kHz SWT:Auto Limit Read Ant Cable Preamp Aux APos TPos Freq Level Line Margin Level Factor Loss Factor Factor Remark MHz dBuV/m dBuV/m dB dBuV dB/m dB dB dB cm deg 1 2484.21 53.48 54.00 -0.52 41.66 26.74 8.18 32.64 9.54 100 264 Average	Blank

Mode	30	
	Band Edge - L	
	2400-2483.5_802.11be EHT40_CH9_Full RU_2452MHz	
ANT	DB 1+2+3+4 (TXBF)	
Pol.	Horizontal	Fundamental
Peak	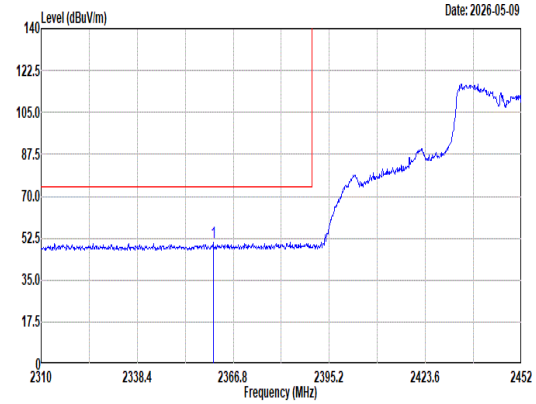 Site : 03CH22-HY Condition: PEAK_BE_74 3m DRH18-E_LE2C04A18EN_250520 HORIZONTAL : RBW:1000.000kHz VBW:3000.000kHz SWT:Auto 1 2360.84 50.63 74.00 -23.37 38.76 26.90 8.02 32.56 9.51 172 80 Peak	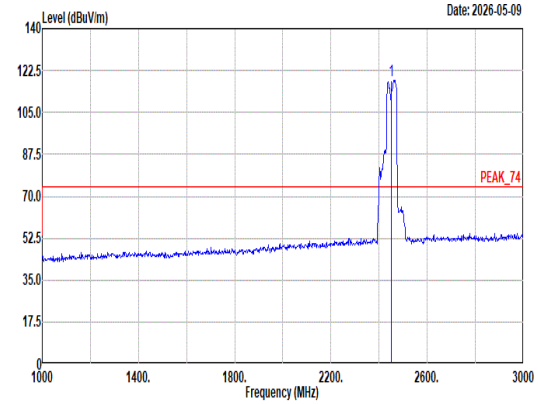 Site : 03CH22-HY Condition: PEAK_74 3m DRH18-E_LE2C04A18EN_250520 HORIZONTAL : RBW:1000.000kHz VBW:3000.000kHz SWT:Auto 1 2452.00 118.33 ------ ------ 106.56 26.70 8.15 32.62 9.54 172 80 Peak
Avg	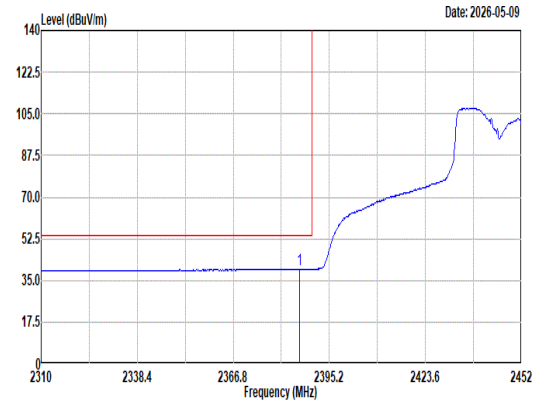 Site : 03CH22-HY Condition: AVG_BE_54 3m DRH18-E_LE2C04A18EN_250520 HORIZONTAL : RBW:1000.000kHz VBW:0.240kHz SWT:Auto 1 2386.40 39.82 54.00 -14.18 28.18 26.64 8.06 32.58 9.52 172 80 Average	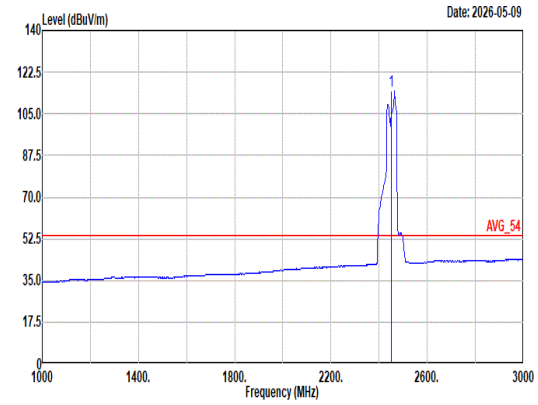 Site : 03CH22-HY Condition: AVG_54 3m DRH18-E_LE2C04A18EN_250520 HORIZONTAL : RBW:1000.000kHz VBW:0.240kHz SWT:Auto 1 2452.00 114.55 ------ ------ 102.82 26.66 8.16 32.63 9.54 172 80 Average

Mode	30	
	Band Edge - R	
	2400-2483.5_802.11be EHT40_CH9_Full RU_2452MHz	
ANT	DB 1+2+3+4 (TXBF)	
Pol.	Horizontal	Fundamental
Peak	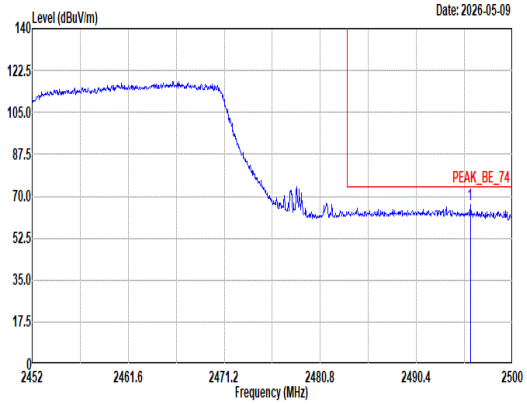 Site : 03CH22-HY Condition: PEAK_BE_74 3m DRH18-E_LE2C04A18EN_250520 HORIZONTAL : RBW:1000.000kHz VBW:3000.000kHz SWT:Auto Freq Level Limit Line Margin Read Level Ant Factor Cable Loss Preamp Factor Aux Factor APos TPos Remark MHz dBuV/m dBuV/m dB dBuV dB/m dB dB dB cm deg 1 2495.78 66.82 74.00 -7.18 54.94 26.80 8.19 32.65 9.54 172 80 Peak	Blank
Avg	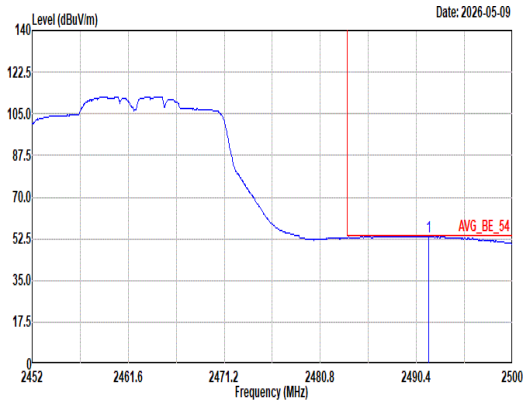 Site : 03CH22-HY Condition: AVG_BE_54 3m DRH18-E_LE2C04A18EN_250520 HORIZONTAL : RBW:1000.000kHz VBW:0.240kHz SWT:Auto Freq Level Limit Line Margin Read Level Ant Factor Cable Loss Preamp Factor Aux Factor APos TPos Remark MHz dBuV/m dBuV/m dB dBuV dB/m dB dB dB cm deg 1 2491.65 53.56 54.00 -0.44 41.67 26.80 8.19 32.64 9.54 172 80 Average	Blank

Mode	30	
	Band Edge - L	
	2400-2483.5_802.11be EHT40_CH9_Full RU_2452MHz	
ANT	DB 1+2+3+4 (TXBF)	
Pol.	Vertical	Fundamental
Peak	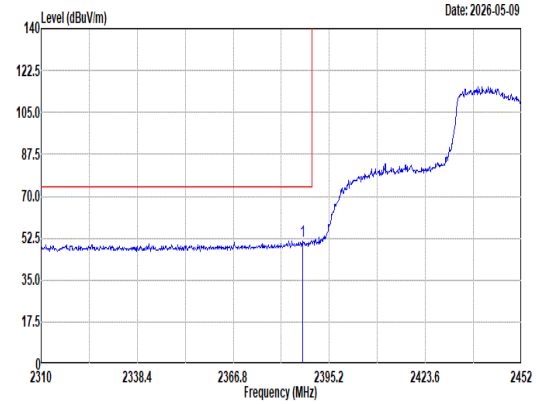 Site : 03CH22-HY Condition: PEAK_BE_74 3m DRH18-E_LE2C04A18EN_250520 VERTICAL : RBW:1000.000kHz VBW:3000.000kHz SWT:Auto Freq Level Limit Line Margin Read Level Ant Factor Cable Loss Preamp Factor Aux Factor APos TPos Remark MHz dBuV/m dBuV/m dB dBuV dB/m dB dB dB cm deg 1 2387.39 51.42 74.00 -22.58 39.79 26.63 8.06 32.58 9.52 200 138 Peak	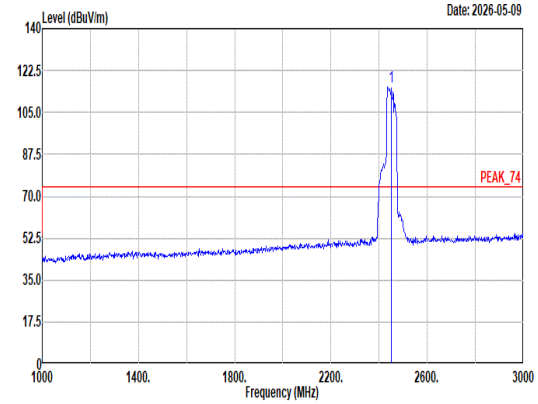 Site : 03CH22-HY Condition: PEAK_74 3m DRH18-E_LE2C04A18EN_250520 VERTICAL : RBW:1000.000kHz VBW:3000.000kHz SWT:Auto Freq Level Limit Line Margin Read Level Ant Factor Cable Loss Preamp Factor Aux Factor APos TPos Remark MHz dBuV/m dBuV/m dB dBuV dB/m dB dB dB cm deg 1 2452.00 115.49 ------ ------ 103.79 26.66 8.12 32.61 9.53 200 138 Peak
Avg	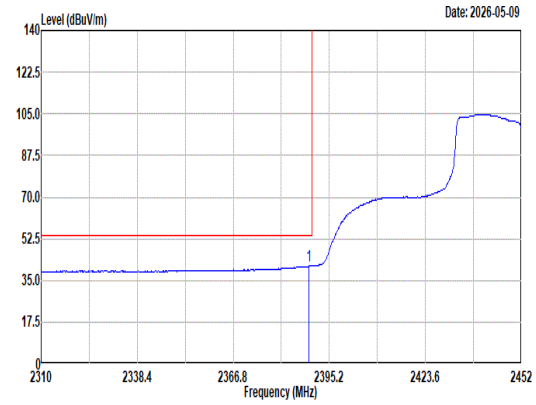 Site : 03CH22-HY Condition: AVG_BE_54 3m DRH18-E_LE2C04A18EN_250520 VERTICAL : RBW:1000.000kHz VBW:0.240kHz SWT:Auto Freq Level Limit Line Margin Read Level Ant Factor Cable Loss Preamp Factor Aux Factor APos TPos Remark MHz dBuV/m dBuV/m dB dBuV dB/m dB dB dB cm deg 1 2389.24 41.13 54.00 -12.87 29.51 26.61 8.06 32.58 9.53 200 138 Average	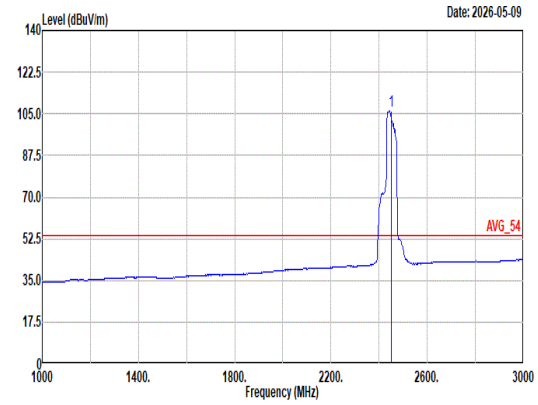 Site : 03CH22-HY Condition: AVG_54 3m DRH18-E_LE2C04A18EN_250520 VERTICAL : RBW:1000.000kHz VBW:0.240kHz SWT:Auto Freq Level Limit Line Margin Read Level Ant Factor Cable Loss Preamp Factor Aux Factor APos TPos Remark MHz dBuV/m dBuV/m dB dBuV dB/m dB dB dB cm deg 1 2452.00 106.17 ------ ------ 94.42 26.70 8.13 32.61 9.53 200 138 Average

Mode	30	
	Band Edge - R	
	2400-2483.5_802.11be EHT40_CH9_Full RU_2452MHz	
ANT	DB 1+2+3+4 (TXBF)	
Pol.	Vertical	Fundamental
Peak	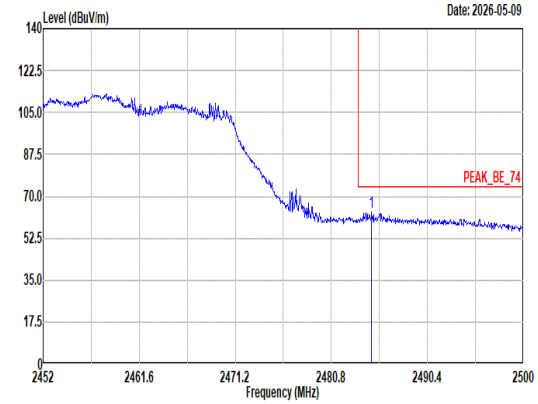 Site : 03CH22-HY Condition: PEAK_BE_74 3m DRH18-E_LE2C04A18EN_250520 VERTICAL : RBW:1000.000kHz VBW:3000.000kHz SWT:Auto Limit Read Ant Cable Preamp Aux APos TPos Freq Level Line Margin Level Factor Loss Factor Factor Remark MHz dBuV/m dBuV/m dB dBuV dB/m dB dB dB cm deg 1 2484.83 63.28 74.00 -10.72 51.45 26.75 8.18 32.64 9.54 200 138 Peak	Blank
Avg	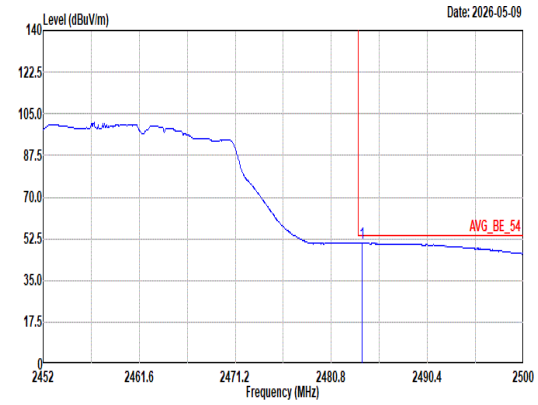 Site : 03CH22-HY Condition: AVG_BE_54 3m DRH18-E_LE2C04A18EN_250520 VERTICAL : RBW:1000.000kHz VBW:0.240kHz SWT:Auto Limit Read Ant Cable Preamp Aux APos TPos Freq Level Line Margin Level Factor Loss Factor Factor Remark MHz dBuV/m dBuV/m dB dBuV dB/m dB dB dB cm deg 1 2483.87 50.66 54.00 -3.34 38.84 26.74 8.18 32.64 9.54 200 138 Average	Blank

Mode	30	
	Harmonic	
	2400-2483.5_802.11be EHT40_CH9_Full RU_2452MHz	
ANT	DB 1+2+3+4 (TXBF)	
Pol.	Horizontal	Vertical
Peak Avg	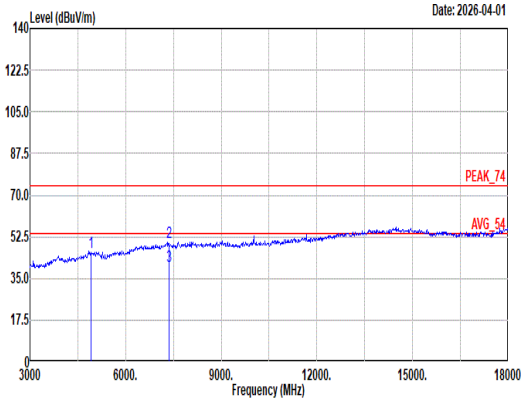 Site : 03CH22-HY Condition: PEAK_74 3m DRH18-E_LE2C04A18EN_250520 HORIZONTAL Freq Level Limit Line Margin Read Level Ant Factor Cable Loss Preamp Factor Aux Factor APos TPos Remark MHz dBuV/m dBuV/m dB dBuV dB/m dB dB dB cm deg 1 4904.00 45.97 74.00 -28.03 34.24 32.42 11.64 33.55 1.22 -- -- Peak 2 7356.00 49.97 74.00 -24.03 33.48 37.19 14.28 36.07 1.09 -- -- Peak 3 7356.00 40.04 54.00 -13.96 23.55 37.19 14.28 36.07 1.09 -- -- Average	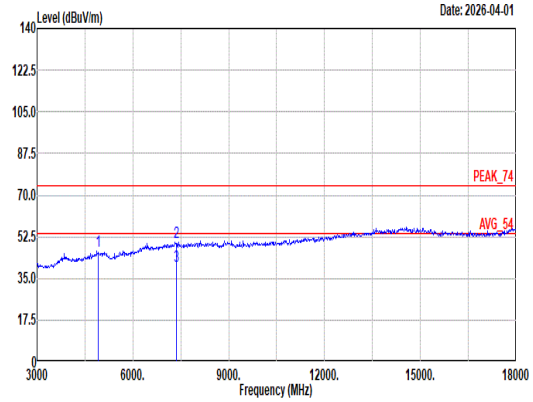 Site : 03CH22-HY Condition: PEAK_74 3m DRH18-E_LE2C04A18EN_250520 VERTICAL Freq Level Limit Line Margin Read Level Ant Factor Cable Loss Preamp Factor Aux Factor APos TPos Remark MHz dBuV/m dBuV/m dB dBuV dB/m dB dB dB cm deg 1 4904.00 46.39 74.00 -27.61 34.66 32.42 11.64 33.55 1.22 -- -- Peak 2 7356.00 50.17 74.00 -23.83 33.68 37.19 14.28 36.07 1.09 -- -- Peak 3 7356.00 40.21 54.00 -13.79 23.72 37.19 14.28 36.07 1.09 -- -- Average

Mode	30	
	Harmonic	
	2400-2483.5_802.11be EHT40_CH9_Full RU_2452MHz	
ANT	DB 1+2+3+4 (TXBF)	
Pol.	Horizontal	Vertical
10.6G ~18G Avg	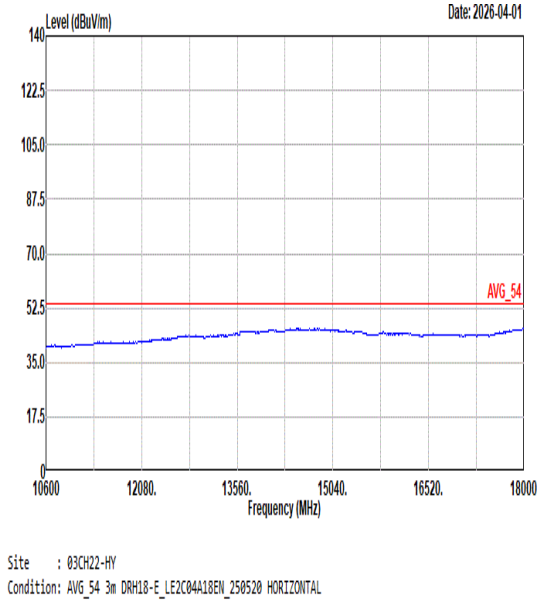	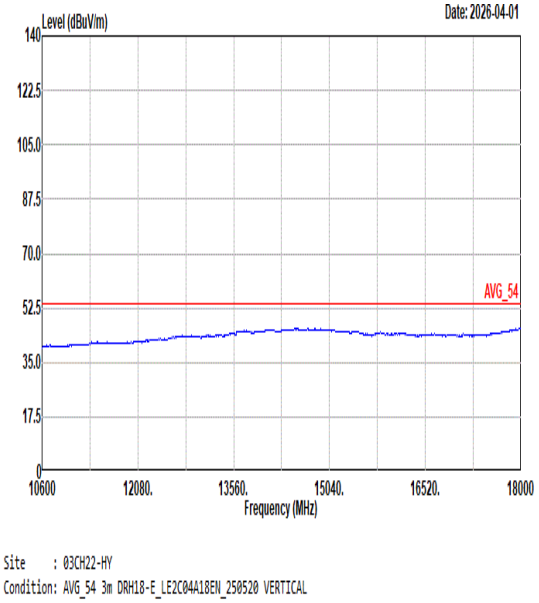

Mode	31	
	SHF	
	2400-2483.5_802.11be EHT40_CH4_Full RU_2427MHz	
ANT	DB 1+2+3+4 (TXBF)	
Pol.	Horizontal	Vertical
Peak	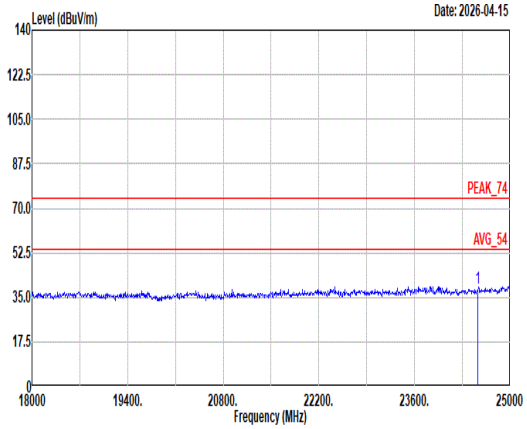 Site : 03CH22-HY Condition: PEAK_74 1m SHF_1224_250702 HORIZONTAL Freq Level Limit Line Margin Read Level Ant Factor Cable Loss Preamp Factor Aux Factor APos TPos Remark MHz dBuV/m dBuV/m dB dBuV dB/m dB dB dB cm deg 1 24529.61 38.62 74.00 -35.38 43.77 39.36 26.30 61.27 -9.54 -- -- PEAK	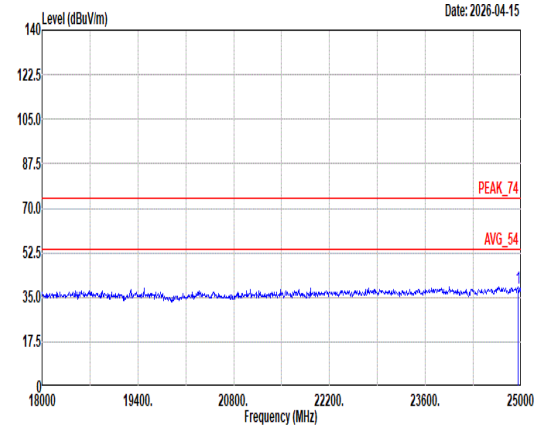 Site : 03CH22-HY Condition: PEAK_74 1m SHF_1224_250702 VERTICAL Freq Level Limit Line Margin Read Level Ant Factor Cable Loss Preamp Factor Aux Factor APos TPos Remark MHz dBuV/m dBuV/m dB dBuV dB/m dB dB dB cm deg 1 24956.57 38.72 74.00 -35.28 42.55 39.70 26.85 60.84 -9.54 -- -- PEAK

Mode	32	
	LF	
	2400-2483.5_802.11be EHT40_CH4_Full RU_2427MHz	
ANT	DB 1+2+3+4 (TXBF)	
Pol.	Horizontal	Vertical
QP/ Peak	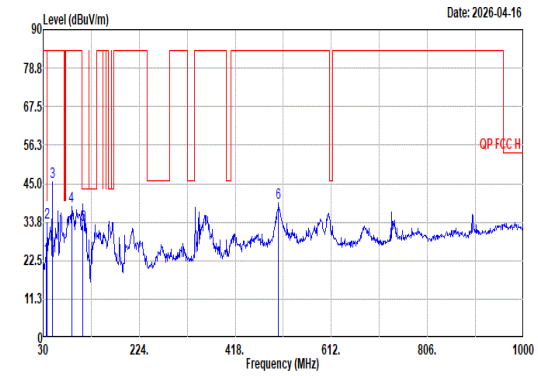 Site : 03CH22-HY Condition: QP FCC H 3m Bilog_63304_251126 HORIZONTAL 1 35.82 23.60 83.84 -60.24 33.85 21.36 0.92 32.56 0.03 -- -- Peak 2 37.76 33.46 40.00 -6.54 44.76 20.28 0.95 32.56 0.03 -- -- Peak 3 48.43 45.43 83.84 -38.41 62.05 14.84 1.09 32.59 0.04 -- -- Peak 4 87.23 38.36 83.84 -45.48 55.05 14.30 1.51 32.56 0.06 -- -- Peak 5 109.54 33.02 43.50 -10.48 46.80 16.98 1.70 32.52 0.06 300 91 QP 6 505.30 39.30 83.84 -44.54 44.06 24.07 3.68 32.66 0.15 -- -- Peak	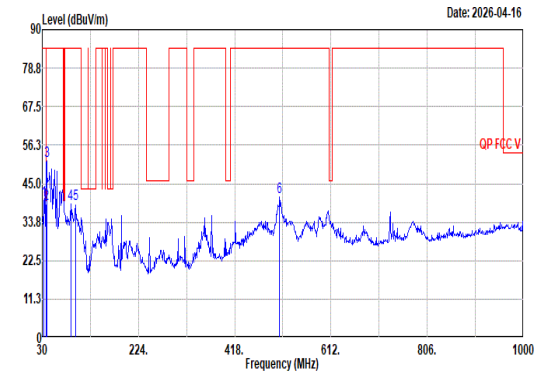 Site : 03CH22-HY Condition: QP FCC V 3m Bilog_63304_251126 VERTICAL 1 33.88 40.12 84.46 -44.34 49.50 22.26 0.90 32.57 0.03 -- -- Peak 2 37.76 39.08 40.00 -0.92 50.38 20.28 0.95 32.56 0.03 100 174 QP 3 38.73 51.55 84.46 -32.91 63.35 19.77 0.96 32.56 0.03 -- -- Peak 4 87.23 39.14 84.46 -45.32 55.83 14.30 1.51 32.56 0.06 -- -- Peak 5 96.93 39.15 84.46 -45.31 54.59 15.44 1.59 32.53 0.06 -- -- Peak 6 508.21 41.11 84.46 -43.35 45.81 24.12 3.69 32.66 0.15 -- -- Peak

Appendix D. Duty Cycle Plots

<CDD Mode>

<For Mode 1-10,12-14,22-24,31-32>

Antenna	Band	Duty Cycle (%)	T(us)	1/T(kHz)	VBW Setting
Ant DB 1+2+3+4	802.11b	94.94	12390	0.08	82Hz
Ant DB 1+2+3+4	802.11g	94.77	2064	0.48	0.51KHz
Ant DB 1+2+3+4	2.4GHz 802.11be EHT20 Full RU	97.39	1492	0.67	0.68KHz
Ant DB 1+2+3+4	2.4GHz 802.11be EHT40 Full RU	95.82	780	1.28	1.3KHz

MIMO <Ant DB 1+2+3+4>

802.11b

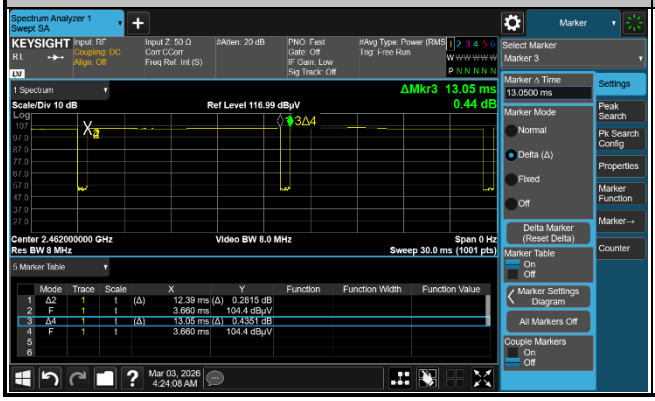

802.11g

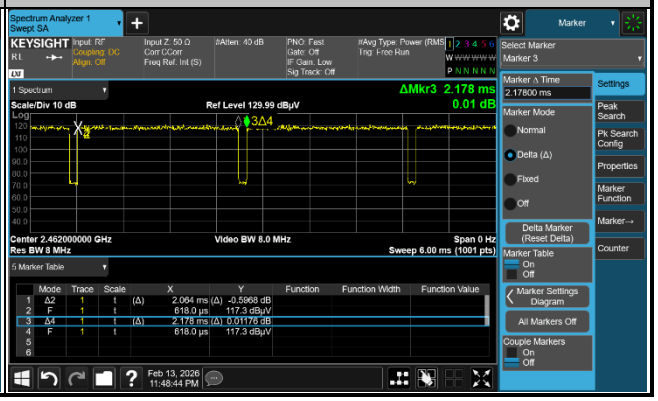

2.4GHz 802.11be EHT20 Full RU

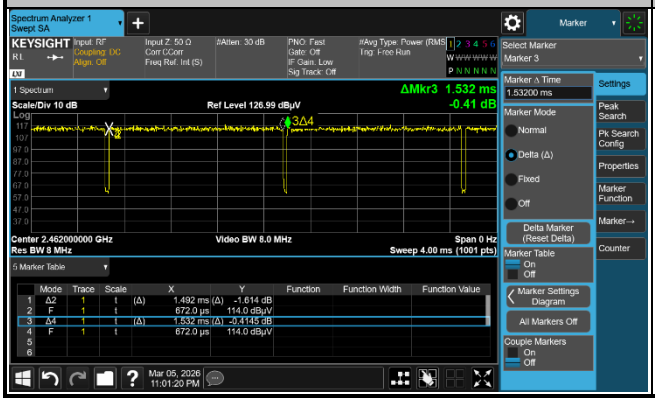

2.4GHz 802.11be EHT40 Full RU

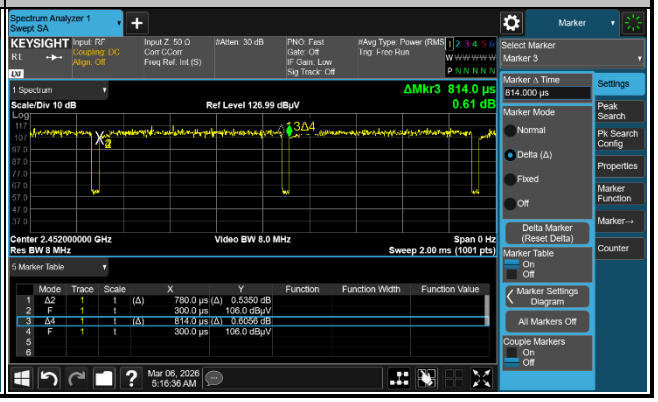

<For Mode 11,15-21,25-30>

Antenna	Band	Duty Cycle (%)	T(us)	1/T(kHz)	VBW Setting
Ant DB 1+2+3+4	2.4GHz 802.11be EHT20 Full RU	97.85	1500	0.67	0.68kHz
Ant DB 1+2+3+4	2.4GHz 802.11be EHT40 Full RU	95.77	779.7	1.28	1.3kHz

MIMO <Ant DB 1+2+3+4>

2.4GHz 802.11be EHT20 Full RU

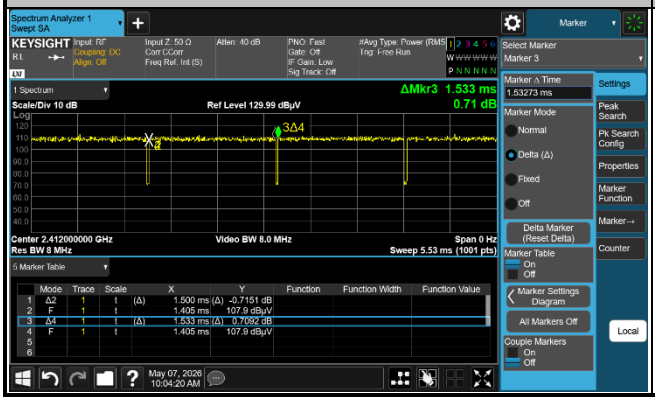

2.4GHz 802.11be EHT40 Full RU

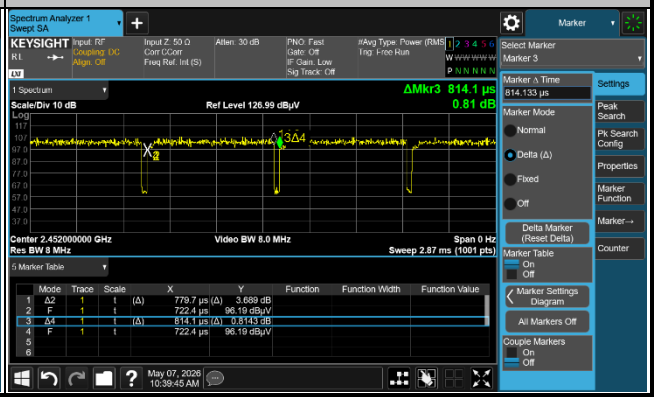

<TXBF Mode>

<For Mode 1-10,12-14,22-24,31-32>

Antenna	Band	Duty Cycle (%)	T(us)	1/T(kHz)	VBW Setting
Ant DB 1+2+3+4	2.4GHz 802.11be EHT20 Full RU	96.71	3089	0.32	0.33KHz
Ant DB 1+2+3+4	2.4GHz 802.11be EHT40 Full RU	93.56	4575	0.22	0.24KHz

MIMO <Ant DB 1+2+3+4>

2.4GHz 802.11be EHT20 Full RU

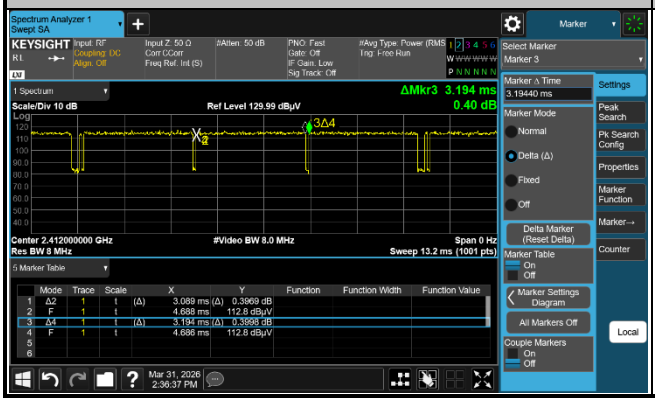

2.4GHz 802.11be EHT40 Full RU

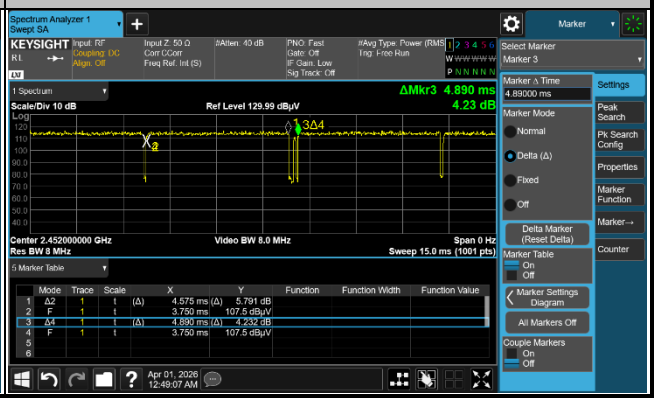

<For Mode 11,15-21,25-30>

Antenna	Band	Duty Cycle (%)	T(us)	1/T(kHz)	VBW Setting
Ant DB 1+2+3+4	2.4GHz 802.11be EHT20 Full RU	96.71	3089	0.32	0.33kHz
Ant DB 1+2+3+4	2.4GHz 802.11be EHT40 Full RU	93.56	4575	0.22	0.24kHz

MIMO <Ant DB 1+2+3+4>

2.4GHz 802.11be EHT20 Full RU

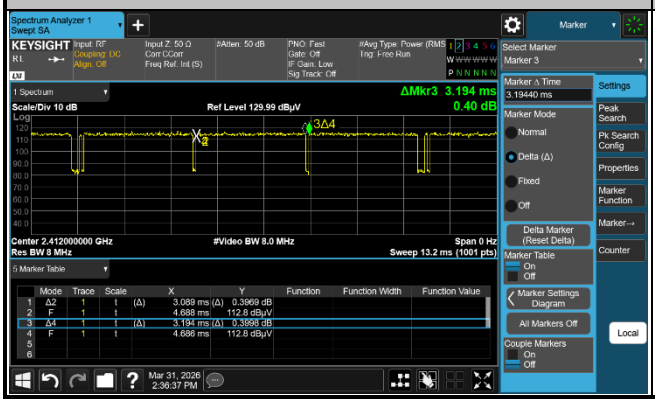
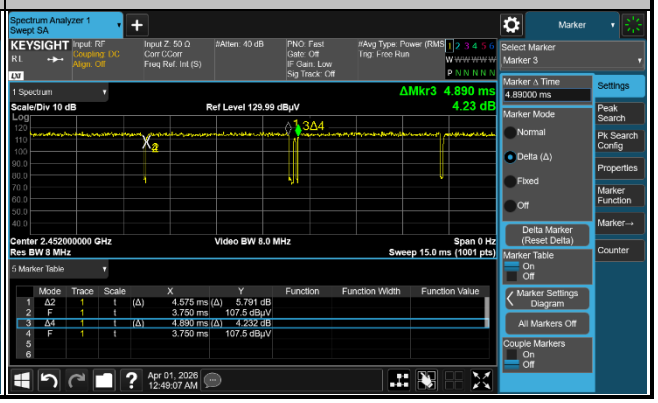
2.4GHz 802.11be EHT40 Full RU