Mode	18	
	Band Edge - L	
	U-NII-2A_5.25-5.35_802.11be EHT80_CH58_Full RU_5290MHz	
ANT	DB 1+2+3+4 (CDD)	
Pol.	Horizontal	Fundamental
Peak	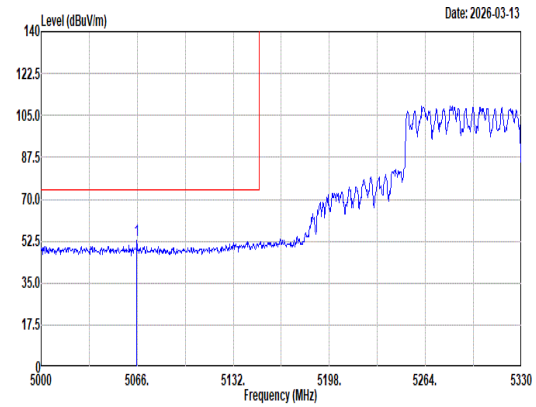 Site : 03CH15-HY Condition: PEAK_BE_74 3m 9120D-02294_250606 HORIZONTAL : RBW:1000.000kHz VBW:3000.000kHz SWT:Auto Freq Level Limit Line Margin Read Level Ant Factor Cable Loss Preamp Factor Aux Factor APos TPos Remark MHz dBuV/m dBuV/m dB dBuV dB/m dB dB dB cm deg 1 5065.67 52.84 74.00 -21.16 44.11 33.07 12.56 36.90 0.00 222 96 Peak	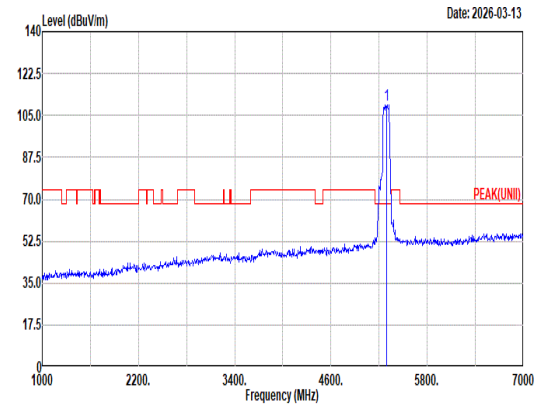 Site : 03CH15-HY Condition: PEAK(UNII) 3m 9120D-02294_250606 HORIZONTAL : RBW:1000.000kHz VBW:3000.000kHz SWT:Auto Freq Level Limit Line Margin Read Level Ant Factor Cable Loss Preamp Factor Aux Factor APos TPos Remark MHz dBuV/m dBuV/m dB dBuV dB/m dB dB dB cm deg 1 5290.00 109.55 ------ ------ 100.74 32.86 12.85 36.90 0.00 222 96 Peak
Avg	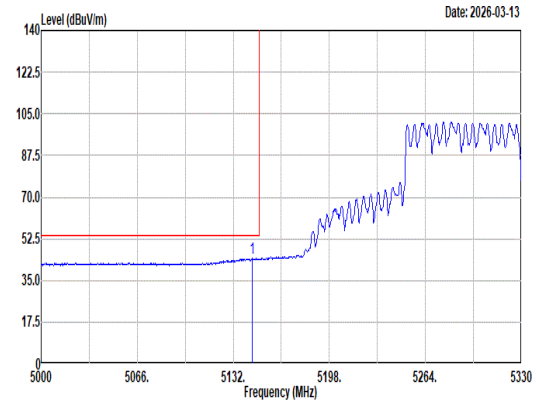 Site : 03CH15-HY Condition: AVG_BE_54 3m 9120D-02294_250606 HORIZONTAL : RBW:1000.000kHz VBW:2.700kHz SWT:Auto Freq Level Limit Line Margin Read Level Ant Factor Cable Loss Preamp Factor Aux Factor APos TPos Remark MHz dBuV/m dBuV/m dB dBuV dB/m dB dB dB cm deg 1 5144.87 44.20 54.00 -9.80 35.26 33.18 12.66 36.90 0.00 222 96 Average	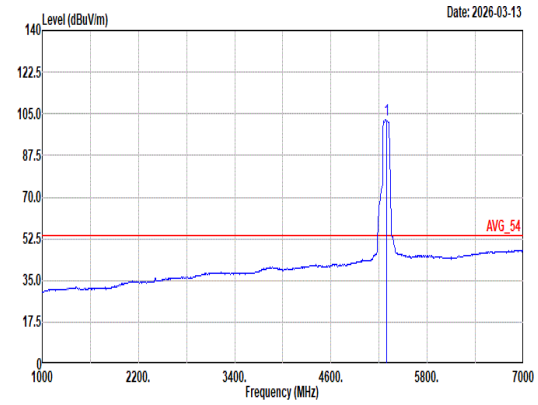 Site : 03CH15-HY Condition: AVG_54 3m 9120D-02294_250606 HORIZONTAL : RBW:1000.000kHz VBW:2.700kHz SWT:Auto Freq Level Limit Line Margin Read Level Ant Factor Cable Loss Preamp Factor Aux Factor APos TPos Remark MHz dBuV/m dBuV/m dB dBuV dB/m dB dB dB cm deg 1 5290.00 102.35 ------ ------ 93.55 32.83 12.87 36.90 0.00 222 96 Average

Mode	18	
	Band Edge - R	
	U-NII-2A_5.25-5.35_802.11be EHT80_CH58_Full RU_5290MHz	
ANT	DB 1+2+3+4 (CDD)	
Pol.	Horizontal	Fundamental
Peak	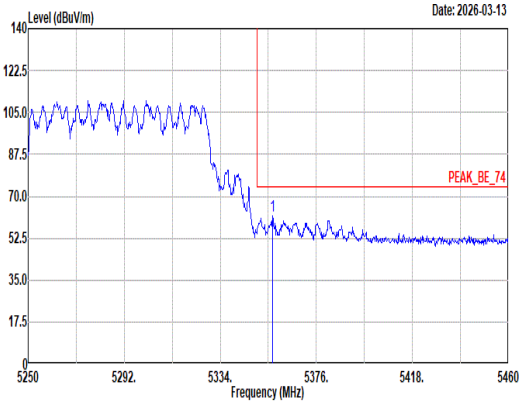 Site : 03CH15-HY Condition: PEAK_BE_74 3m 9120D-02294_250606 HORIZONTAL : RBW:1000.000kHz VBW:3000.000kHz SWT:Auto Limit Read Ant Cable Preamp Aux APos TPos Freq Level Line Margin Level Factor Loss Factor Factor Remark MHz dBuV/m dBuV/m dB dBuV dB/m dB dB dB cm deg 1 5356.89 61.91 74.00 -12.09 52.92 32.89 13.00 36.90 0.00 222 96 Peak	Blank
Avg	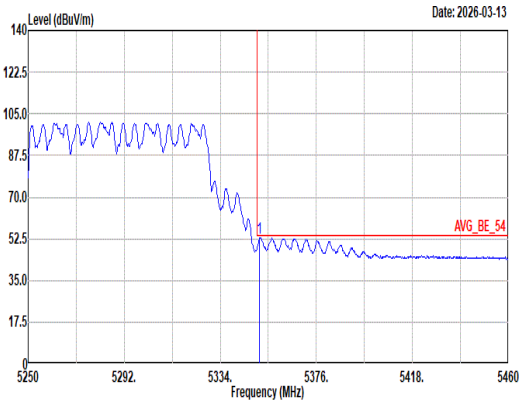 Site : 03CH15-HY Condition: AVG_BE_54 3m 9120D-02294_250606 HORIZONTAL : RBW:1000.000kHz VBW:2.700kHz SWT:Auto Limit Read Ant Cable Preamp Aux APos TPos Freq Level Line Margin Level Factor Loss Factor Factor Remark MHz dBuV/m dBuV/m dB dBuV dB/m dB dB dB cm deg 1 5351.22 52.92 54.00 -1.08 43.93 32.90 12.99 36.90 0.00 222 96 Average	Blank

Mode	18	
	Band Edge - L	
	U-NII-2A_5.25-5.35_802.11be EHT80_CH58_Full RU_5290MHz	
ANT	DB 1+2+3+4 (CDD)	
Pol.	Vertical	Fundamental
Peak	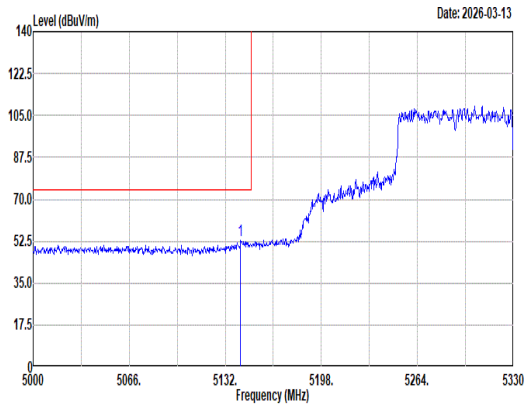 Site : 03CH15-HY Condition: PEAK_BE_74 3m 9120D-02294_250606 VERTICAL : RBW:1000.000kHz VBW:3000.000kHz SWT:Auto Freq Level Limit Line Margin Read Level Ant Factor Cable Loss Preamp Factor Aux Factor APos TPos Remark MHz dBuV/m dBuV/m dB dBuV dB/m dB dB dB cm deg 1 5142.56 52.62 74.00 -21.38 43.69 33.17 12.66 36.90 0.00 173 165 Peak	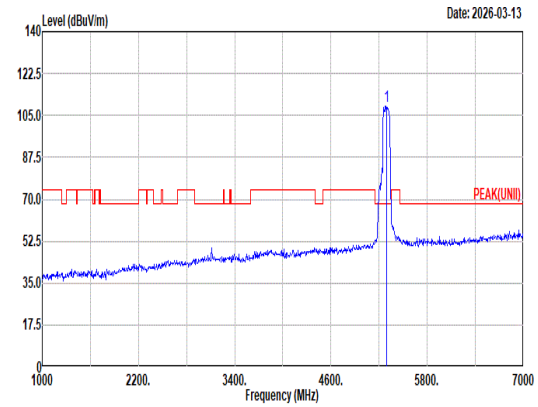 Site : 03CH15-HY Condition: PEAK(UNII) 3m 9120D-02294_250606 VERTICAL : RBW:1000.000kHz VBW:3000.000kHz SWT:Auto Freq Level Limit Line Margin Read Level Ant Factor Cable Loss Preamp Factor Aux Factor APos TPos Remark MHz dBuV/m dBuV/m dB dBuV dB/m dB dB dB cm deg 1 5290.00 108.81 ------ ------ 100.01 32.84 12.86 36.90 0.00 173 165 Peak
Avg	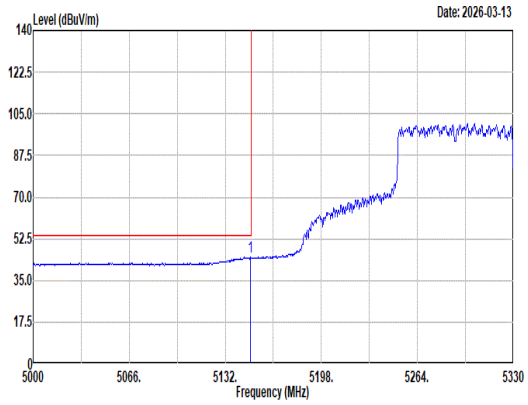 Site : 03CH15-HY Condition: AVG_BE_54 3m 9120D-02294_250606 VERTICAL : RBW:1000.000kHz VBW:2.700kHz SWT:Auto Freq Level Limit Line Margin Read Level Ant Factor Cable Loss Preamp Factor Aux Factor APos TPos Remark MHz dBuV/m dBuV/m dB dBuV dB/m dB dB dB cm deg 1 5149.49 44.93 54.00 -9.07 35.96 33.20 12.67 36.90 0.00 173 165 Average	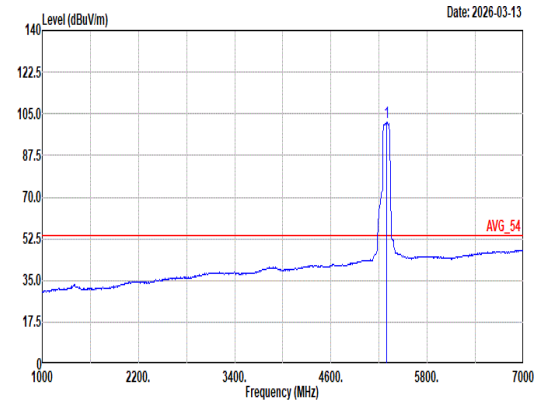 Site : 03CH15-HY Condition: AVG_54 3m 9120D-02294_250606 VERTICAL : RBW:1000.000kHz VBW:2.700kHz SWT:Auto Freq Level Limit Line Margin Read Level Ant Factor Cable Loss Preamp Factor Aux Factor APos TPos Remark MHz dBuV/m dBuV/m dB dBuV dB/m dB dB dB cm deg 1 5290.00 101.52 ------ ------ 92.72 32.81 12.89 36.90 0.00 173 165 Average

Mode	18	
	Band Edge - R	
	U-NII-2A_5.25-5.35_802.11be EHT80_CH58_Full RU_5290MHz	
ANT	DB 1+2+3+4 (CDD)	
Pol.	Vertical	Fundamental
Peak	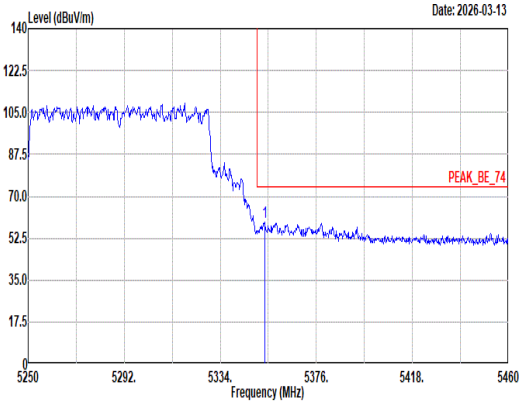 Site : 03CH15-HY Condition: PEAK_BE_74 3m 9120D-02294_250606 VERTICAL : RBW:1000.000kHz VBW:3000.000kHz SWT:Auto Limit Read Ant Cable Preamp Aux APos TPos Freq Level Line Margin Level Factor Loss Factor Factor Remark MHz dBuV/m dBuV/m dB dBuV dB/m dB dB dB cm deg 1 5353.32 58.94 74.00 -15.06 49.96 32.89 12.99 36.90 0.00 173 165 Peak	Blank
Avg	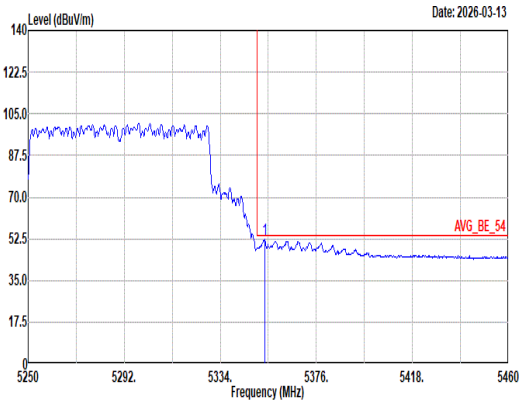 Site : 03CH15-HY Condition: AVG_BE_54 3m 9120D-02294_250606 VERTICAL : RBW:1000.000kHz VBW:2.700kHz SWT:Auto Limit Read Ant Cable Preamp Aux APos TPos Freq Level Line Margin Level Factor Loss Factor Factor Remark MHz dBuV/m dBuV/m dB dBuV dB/m dB dB dB cm deg 1 5353.32 52.30 54.00 -1.70 43.32 32.89 12.99 36.90 0.00 173 165 Average	Blank

Mode	18	
	Harmonic	
	U-NII-2A_5.25-5.35_802.11be EHT80_CH58_Full RU_5290MHz	
ANT	DB 1+2+3+4 (CDD)	
Pol.	Horizontal	Vertical
Peak Avg	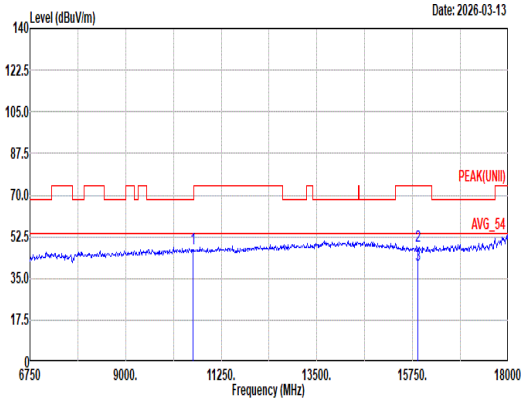 Site : 03CH15-HY Condition: PEAK(UNII) 3m 9120D-02294_250606 HORIZONTAL Freq Level Limit Line Margin Read Level Ant Factor Cable Loss Preamp Factor Aux Factor APos TPos Remark MHz dBuV/m dBuV/m dB dBuV dB/m dB dB dB cm deg 1 10580.00 47.29 68.20 -20.91 47.95 38.94 18.46 58.75 0.69 -- -- Peak 2 15870.00 48.54 74.00 -25.46 45.85 37.94 22.90 58.62 0.47 -- -- Peak 3 15870.00 40.49 54.00 -13.51 37.80 37.94 22.90 58.62 0.47 -- -- Average	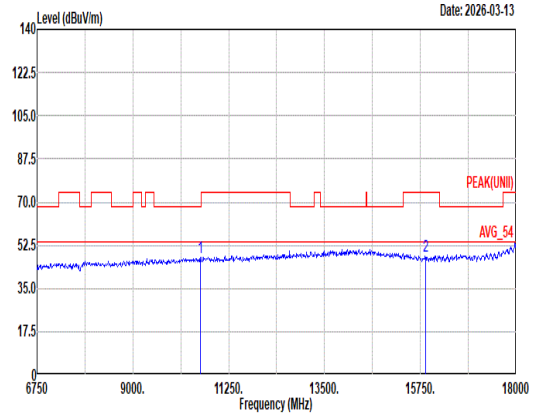 Site : 03CH15-HY Condition: PEAK(UNII) 3m 9120D-02294_250606 VERTICAL Freq Level Limit Line Margin Read Level Ant Factor Cable Loss Preamp Factor Aux Factor APos TPos Remark MHz dBuV/m dBuV/m dB dBuV dB/m dB dB dB cm deg 1 10580.00 47.51 68.20 -20.69 48.17 38.94 18.46 58.75 0.69 -- -- Peak 2 15870.00 47.97 74.00 -26.03 45.28 37.94 22.90 58.62 0.47 -- -- Peak

Mode	18	
	Harmonic	
	U-NII-2A_5.25-5.35_802.11be EHT80_CH58_Full RU_5290MHz	
ANT	DB 1+2+3+4 (CDD)	
Pol.	Horizontal	Vertical
14.47G ~14.5G Avg	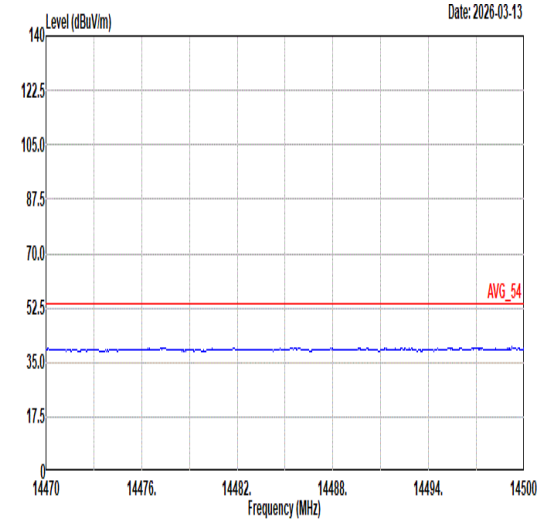 Site : 03CH15-HY Condition: AVG_54 3m 9120D-02294_250606 HORIZONTAL	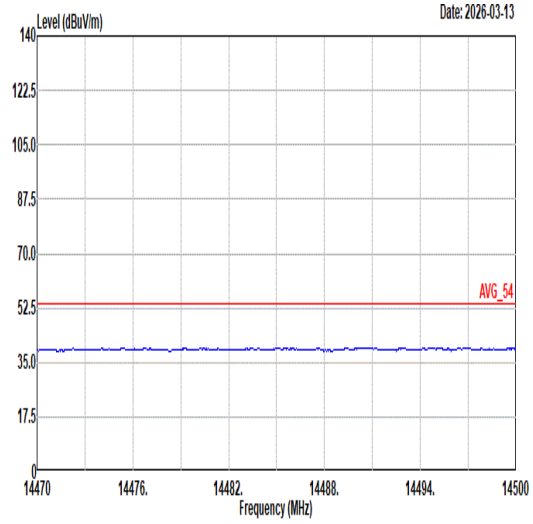 Site : 03CH15-HY Condition: AVG_54 3m 9120D-02294_250606 VERTICAL
17.7G ~18G Avg	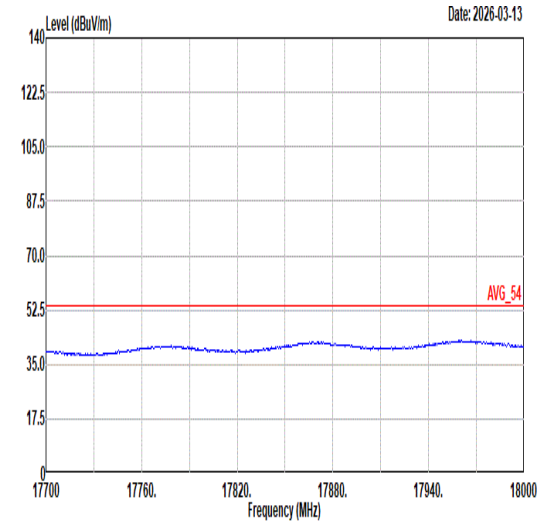 Site : 03CH15-HY Condition: AVG_54 3m 9120D-02294_250606 HORIZONTAL	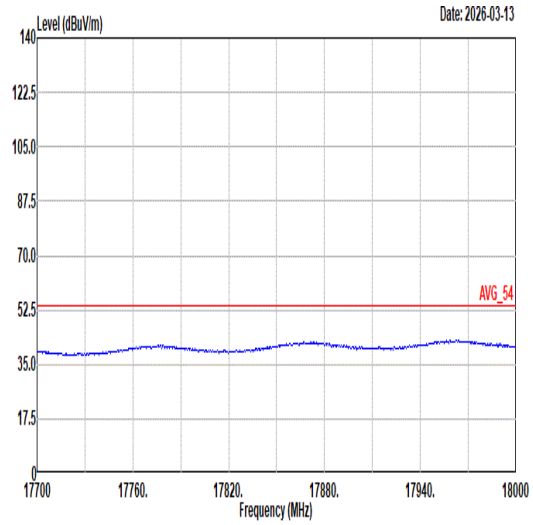 Site : 03CH15-HY Condition: AVG_54 3m 9120D-02294_250606 VERTICAL

Mode	19	
	Band Edge - L	
	U-NII-2A_5.25-5.35_802.11be EHT160_CH50_Full RU_5250MHz	
ANT	DB 1+2+3+4 (CDD)	
Pol.	Horizontal	Fundamental
Peak	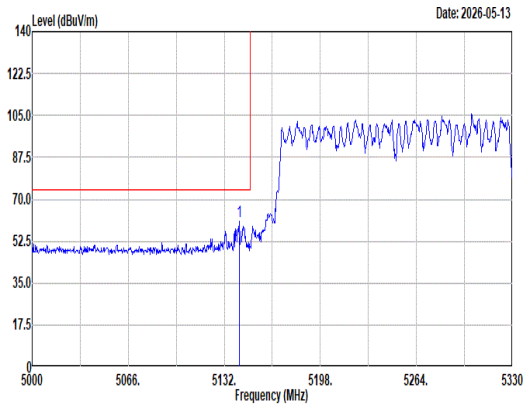 Site : 03CH15-HY Condition: PEAK_BE_74 3m 9120D-02294_250606 HORIZONTAL : RBW:1000.000kHz VBW:3000.000kHz SWT:Auto Freq Level Limit Line Margin Read Level Ant Factor Cable Loss Preamp Factor Aux Factor APos TPos Remark MHz dBuV/m dBuV/m dB dBuV dB/m dB dB dB cm deg 1 5142.23 60.73 74.00 -13.27 51.80 33.17 12.66 36.90 0.00 338 95 Peak	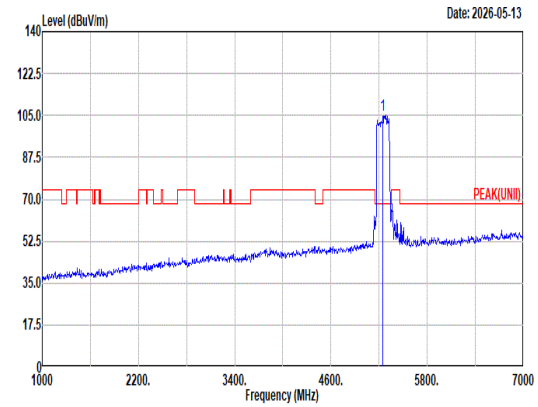 Site : 03CH15-HY Condition: PEAK(UNII) 3m 9120D-02294_250606 HORIZONTAL : RBW:1000.000kHz VBW:3000.000kHz SWT:Auto Freq Level Limit Line Margin Read Level Ant Factor Cable Loss Preamp Factor Aux Factor APos TPos Remark MHz dBuV/m dBuV/m dB dBuV dB/m dB dB dB cm deg 1 5250.00 104.91 ------ ------ 96.11 32.83 12.87 36.90 0.00 338 95 Peak
Avg	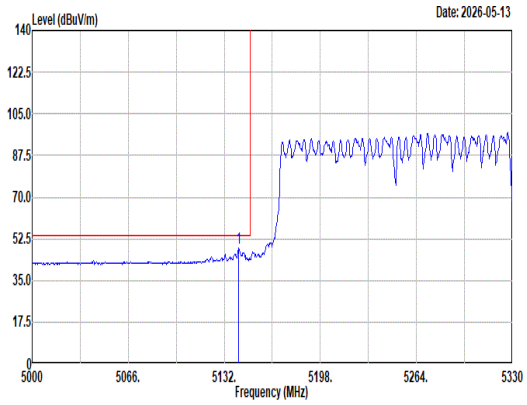 Site : 03CH15-HY Condition: AVG_BE_54 3m 9120D-02294_250606 HORIZONTAL : RBW:1000.000kHz VBW:4.300kHz SWT:Auto Freq Level Limit Line Margin Read Level Ant Factor Cable Loss Preamp Factor Aux Factor APos TPos Remark MHz dBuV/m dBuV/m dB dBuV dB/m dB dB dB cm deg 1 5141.90 48.40 54.00 -5.60 39.47 33.17 12.66 36.90 0.00 338 95 Average	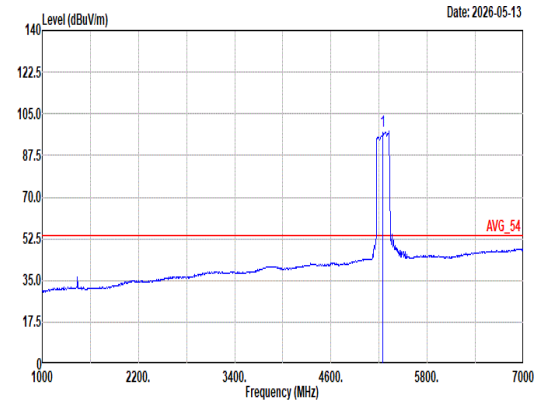 Site : 03CH15-HY Condition: AVG_54 3m 9120D-02294_250606 HORIZONTAL : RBW:1000.000kHz VBW:4.300kHz SWT:Auto Freq Level Limit Line Margin Read Level Ant Factor Cable Loss Preamp Factor Aux Factor APos TPos Remark MHz dBuV/m dBuV/m dB dBuV dB/m dB dB dB cm deg 1 5250.00 97.66 ------ ------ 88.77 32.85 12.94 36.90 0.00 338 95 Average

Mode	19	
	Band Edge - R	
	U-NII-2A_5.25-5.35_802.11be EHT160_CH50_Full RU_5250MHz	
ANT	DB 1+2+3+4 (CDD)	
Pol.	Horizontal	Fundamental
Peak	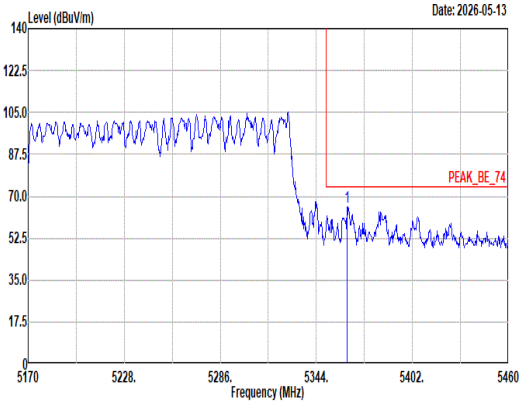 Site : 03CH15-HY Condition: PEAK_BE_74 3m 9120D-02294_250606 HORIZONTAL : RBW:1000.000kHz VBW:3000.000kHz SWT:Auto Limit Read Ant Cable Preamp Aux APos TPos Freq Level Line Margin Level Factor Loss Factor Factor Remark MHz dBuV/m dBuV/m dB dBuV dB/m dB dB dB cm deg 1 5362.56 65.59 74.00 -8.41 56.61 32.87 13.01 36.90 0.00 338 95 Peak	Blank
Avg	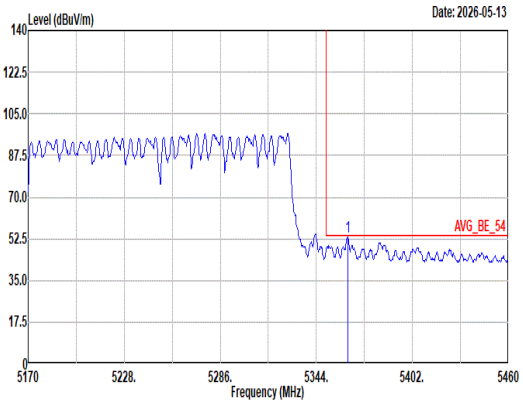 Site : 03CH15-HY Condition: AVG_BE_54 3m 9120D-02294_250606 HORIZONTAL : RBW:1000.000kHz VBW:4.300kHz SWT:Auto Limit Read Ant Cable Preamp Aux APos TPos Freq Level Line Margin Level Factor Loss Factor Factor Remark MHz dBuV/m dBuV/m dB dBuV dB/m dB dB dB cm deg 1 5362.85 53.27 54.00 -0.73 44.29 32.87 13.01 36.90 0.00 338 95 Average	Blank

Mode	19	
	Band Edge - L	
	U-NII-2A_5.25-5.35_802.11be EHT160_CH50_Full RU_5250MHz	
ANT	DB 1+2+3+4 (CDD)	
Pol.	Vertical	Fundamental
Peak	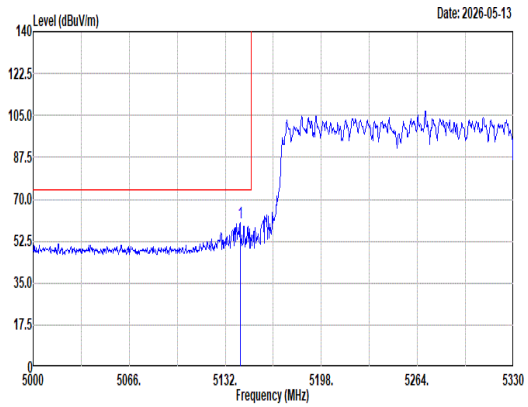 Site : 03CH15-HY Condition: PEAK_BE_74 3m 9120D-02294_250606 VERTICAL : RBW:1000.000kHz VBW:3000.000kHz SWT:Auto Freq Level Limit Line Margin Read Level Ant Factor Cable Loss Preamp Factor Aux Factor APos TPos Remark MHz dBuV/m dBuV/m dB dBuV dB/m dB dB dB cm deg 1 5142.23 60.09 74.00 -13.91 51.16 33.17 12.66 36.90 0.00 200 318 Peak	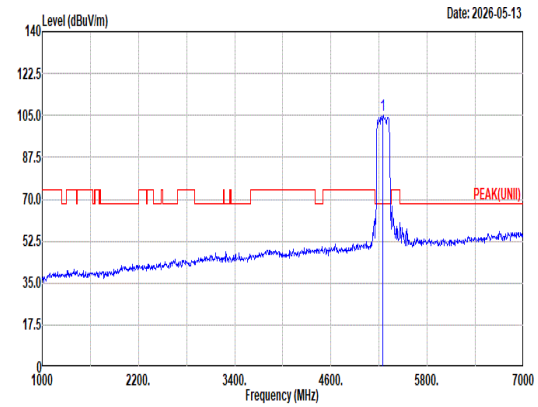 Site : 03CH15-HY Condition: PEAK(UNII) 3m 9120D-02294_250606 VERTICAL : RBW:1000.000kHz VBW:3000.000kHz SWT:Auto Freq Level Limit Line Margin Read Level Ant Factor Cable Loss Preamp Factor Aux Factor APos TPos Remark MHz dBuV/m dBuV/m dB dBuV dB/m dB dB dB cm deg 1 5250.00 105.30 ------ ------ 96.49 32.89 12.82 36.90 0.00 200 318 Peak
Avg	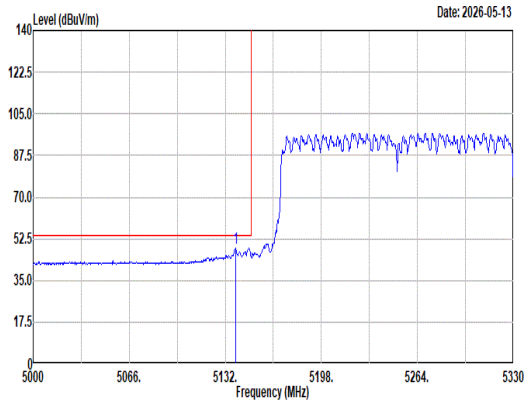 Site : 03CH15-HY Condition: AVG_BE_54 3m 9120D-02294_250606 VERTICAL : RBW:1000.000kHz VBW:4.300kHz SWT:Auto Freq Level Limit Line Margin Read Level Ant Factor Cable Loss Preamp Factor Aux Factor APos TPos Remark MHz dBuV/m dBuV/m dB dBuV dB/m dB dB dB cm deg 1 5138.93 48.51 54.00 -5.49 39.60 33.16 12.65 36.90 0.00 200 318 Average	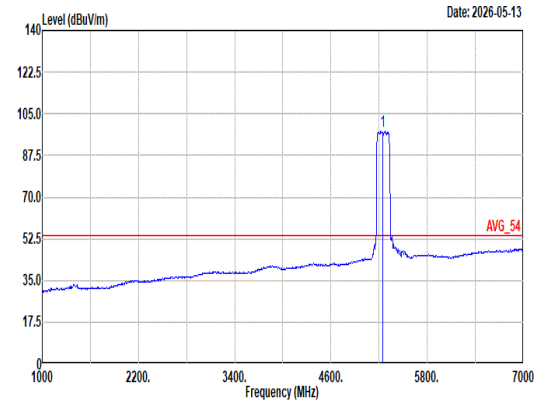 Site : 03CH15-HY Condition: AVG_54 3m 9120D-02294_250606 VERTICAL : RBW:1000.000kHz VBW:4.300kHz SWT:Auto Freq Level Limit Line Margin Read Level Ant Factor Cable Loss Preamp Factor Aux Factor APos TPos Remark MHz dBuV/m dBuV/m dB dBuV dB/m dB dB dB cm deg 1 5250.00 97.65 ------ ------ 88.84 32.86 12.85 36.90 0.00 200 318 Average

Mode	19	
	Band Edge - R	
	U-NII-2A_5.25-5.35_802.11be EHT160_CH50_Full RU_5250MHz	
ANT	DB 1+2+3+4 (CDD)	
Pol.	Vertical	Fundamental
Peak	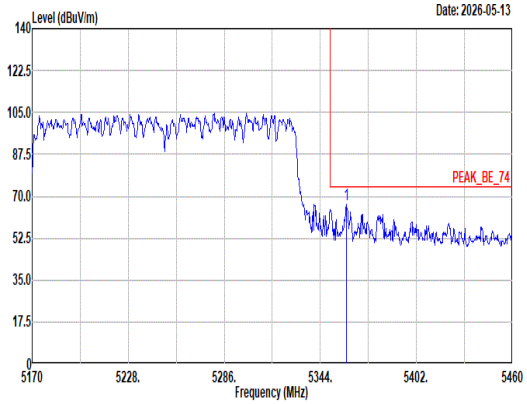 Site : 03CH15-HY Condition: PEAK_BE_74 3m 9120D-02294_250606 VERTICAL : RBW:1000.000kHz VBW:3000.000kHz SWT:Auto Limit Read Ant Cable Preamp Aux APos TPos Freq Level Line Margin Level Factor Loss Factor Factor Remark MHz dBuV/m dBuV/m dB dBuV dB/m dB dB dB cm deg 1 5359.95 66.48 74.00 -7.52 57.50 32.88 13.00 36.90 0.00 200 318 Peak	Blank
Avg	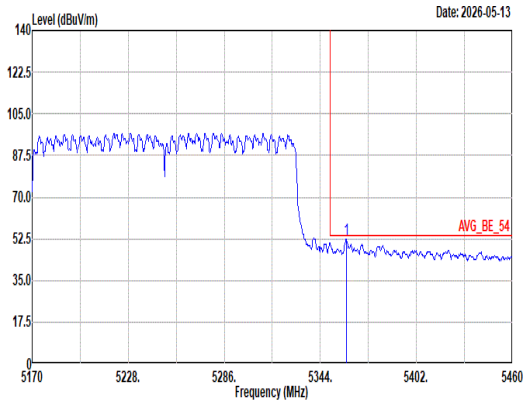 Site : 03CH15-HY Condition: AVG_BE_54 3m 9120D-02294_250606 VERTICAL : RBW:1000.000kHz VBW:4.300kHz SWT:Auto Limit Read Ant Cable Preamp Aux APos TPos Freq Level Line Margin Level Factor Loss Factor Factor Remark MHz dBuV/m dBuV/m dB dBuV dB/m dB dB dB cm deg 1 5359.66 52.40 54.00 -1.60 43.42 32.88 13.00 36.90 0.00 200 318 Average	Blank

Mode	19	
	Harmonic	
	U-NII-2A_5.25-5.35_802.11be EHT160_CH50_Full RU_5250MHz	
ANT	DB 1+2+3+4 (CDD)	
Pol.	Horizontal	Vertical
Peak Avg	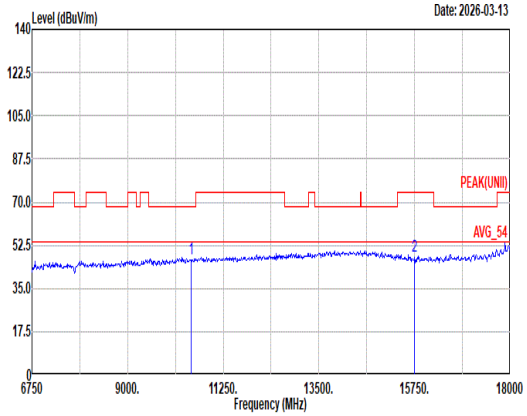 Site : 03CH15-HY Condition: PEAK(UNII) 3m 9120D-02294_250606 HORIZONTAL Freq Level Limit Line Margin Read Level Ant Factor Cable Loss Preamp Factor Aux Factor APos TPos Remark MHz dBuV/m dBuV/m dB dBuV dB/m dB dB dB cm deg 1 10500.00 46.84 68.20 -21.36 47.87 38.70 18.38 58.81 0.70 -- -- Peak 2 15750.00 47.90 74.00 -26.10 45.26 37.90 22.82 58.55 0.47 -- -- Peak	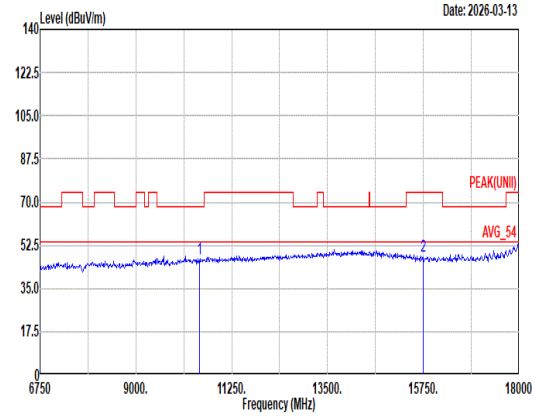 Site : 03CH15-HY Condition: PEAK(UNII) 3m 9120D-02294_250606 VERTICAL Freq Level Limit Line Margin Read Level Ant Factor Cable Loss Preamp Factor Aux Factor APos TPos Remark MHz dBuV/m dBuV/m dB dBuV dB/m dB dB dB cm deg 1 10500.00 46.91 68.20 -21.29 47.94 38.70 18.38 58.81 0.70 -- -- Peak 2 15750.00 47.94 74.00 -26.06 45.30 37.90 22.82 58.55 0.47 -- -- Peak

Mode	19	
	Harmonic	
	U-NII-2A_5.25-5.35_802.11be EHT160_CH50_Full RU_5250MHz	
ANT	DB 1+2+3+4 (CDD)	
Pol.	Horizontal	Vertical
14.47G ~14.5G Avg	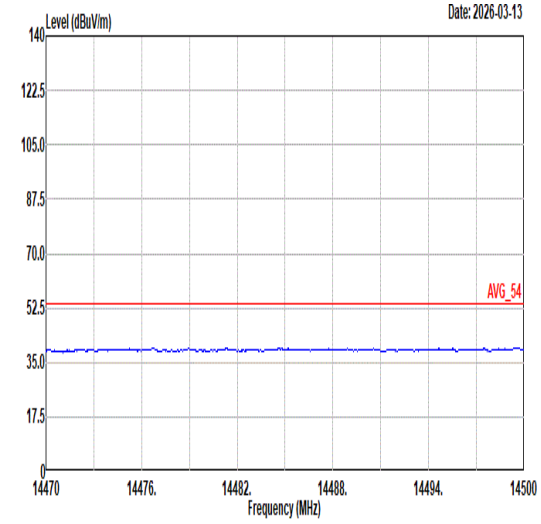 Site : 03CH15-HY Condition: AVG_54 3m 9120D-02294_250606 HORIZONTAL	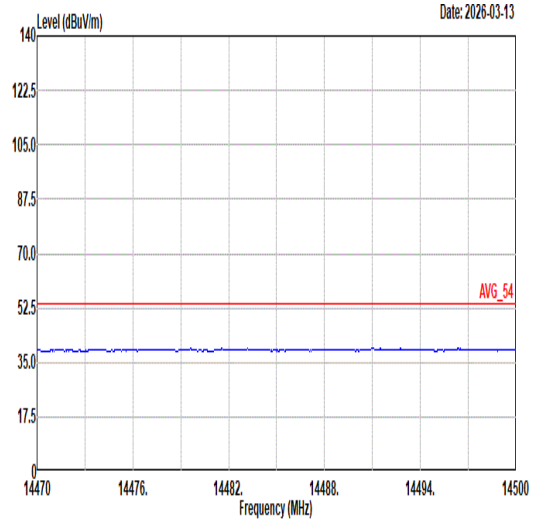 Site : 03CH15-HY Condition: AVG_54 3m 9120D-02294_250606 VERTICAL
17.7G ~18G Avg	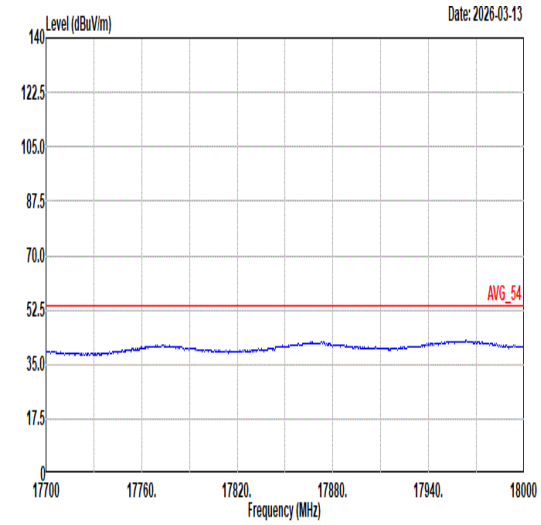 Site : 03CH15-HY Condition: AVG_54 3m 9120D-02294_250606 HORIZONTAL	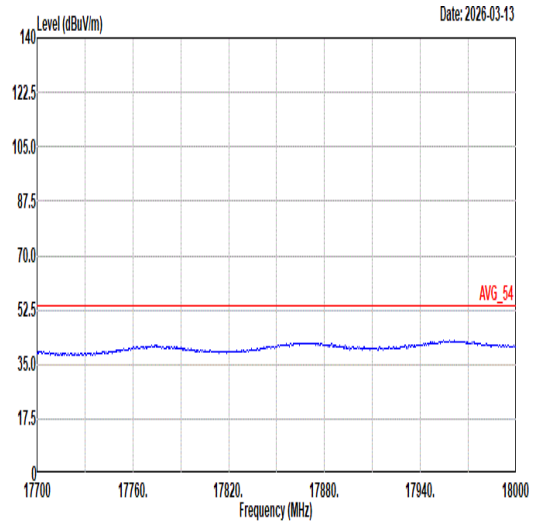 Site : 03CH15-HY Condition: AVG_54 3m 9120D-02294_250606 VERTICAL

Mode	20	
	Band Edge	
	U-NII-2C_5.47-5.725_802.11a_CH100_5500MHz	
ANT	DB 1+2+3+4 (CDD)	
Pol.	Horizontal	Fundamental
Peak	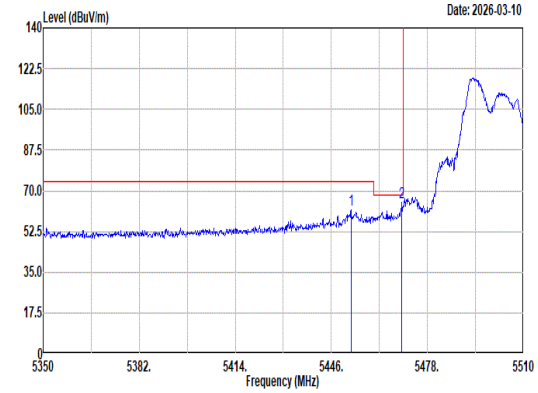 Site : 03CH15-HY Condition: PEAK_BE(UNII)_B3 3m 9120D-02294_250606 HORIZONTAL : RBW:1000.000kHz VBW:3000.000kHz SWT:Auto Freq Level Limit Line Margin Read Level Ant Factor Cable Loss Preamp Factor Aux Factor APos TPos Remark MHz dBuV/m dBuV/m dB dBuV dB/m dB dB dB cm deg 1 5452.56 61.82 74.00 -12.18 52.81 32.81 13.10 36.90 0.00 273 68 Peak 2 5469.52 64.90 68.20 -3.30 55.85 32.84 13.11 36.90 0.00 273 68 Peak	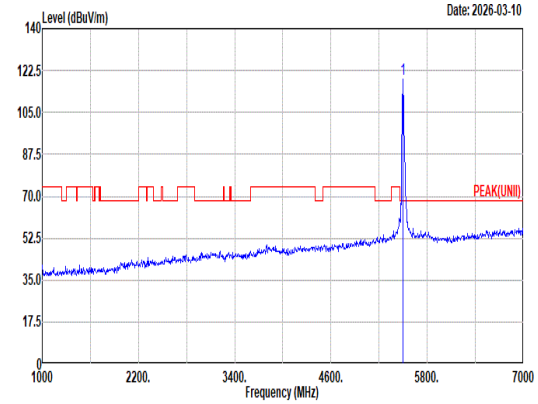 Site : 03CH15-HY Condition: PEAK(UNII) 3m 9120D-02294_250606 HORIZONTAL : RBW:1000.000kHz VBW:3000.000kHz SWT:Auto Freq Level Limit Line Margin Read Level Ant Factor Cable Loss Preamp Factor Aux Factor APos TPos Remark MHz dBuV/m dBuV/m dB dBuV dB/m dB dB dB cm deg 1 5500.00 118.86 ------ ------ 109.75 32.89 13.12 36.90 0.00 273 68 Peak
Avg	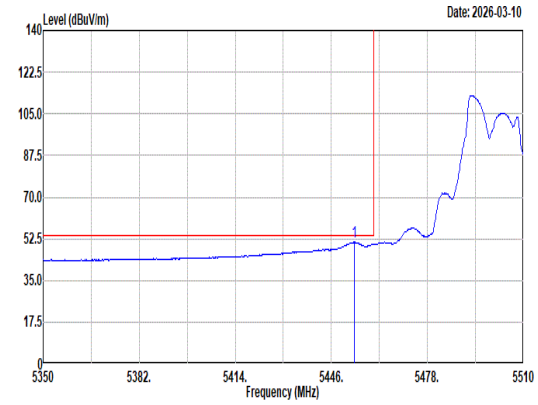 Site : 03CH15-HY Condition: AVG_BE(UNII)_B3 3m 9120D-02294_250606 HORIZONTAL : RBW:1000.000kHz VBW:0.510kHz SWT:Auto Freq Level Limit Line Margin Read Level Ant Factor Cable Loss Preamp Factor Aux Factor APos TPos Remark MHz dBuV/m dBuV/m dB dBuV dB/m dB dB dB cm deg 1 5453.68 51.10 54.00 -2.90 42.09 32.81 13.10 36.90 0.00 273 68 Average	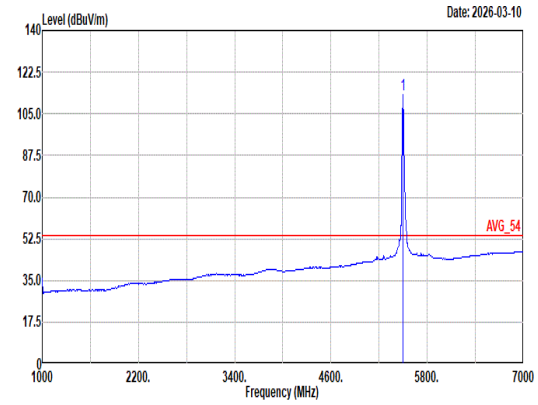 Site : 03CH15-HY Condition: AVG_54 3m 9120D-02294_250606 HORIZONTAL : RBW:1000.000kHz VBW:0.510kHz SWT:Auto Freq Level Limit Line Margin Read Level Ant Factor Cable Loss Preamp Factor Aux Factor APos TPos Remark MHz dBuV/m dBuV/m dB dBuV dB/m dB dB dB cm deg 1 5500.00 113.10 ------ ------ 103.99 32.89 13.12 36.90 0.00 273 68 Average

Mode	20	
	Band Edge	
	U-NII-2C_5.47-5.725_802.11a_CH100_5500MHz	
ANT	DB 1+2+3+4 (CDD)	
Pol.	Vertical	Fundamental
Peak	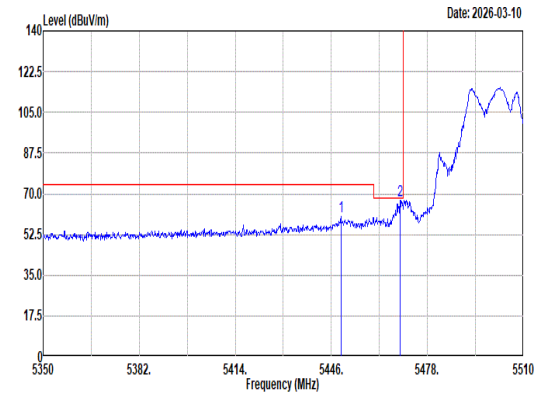 Site : 03CH15-HY Condition: PEAK_BE(UNII)_B3 3m 9120D-02294_250606 VERTICAL : RBW:1000.000kHz VBW:3000.000kHz SWT:Auto Freq Level Limit Line Margin Read Level Ant Factor Cable Loss Preamp Factor Aux Factor APos TPos Remark MHz dBuV/m dBuV/m dB dBuV dB/m dB dB dB cm deg 1 5449.20 60.19 74.00 -13.81 51.19 32.80 13.10 36.90 0.00 318 328 Peak 2 5468.88 67.19 68.20 -1.01 58.14 32.84 13.11 36.90 0.00 318 328 Peak	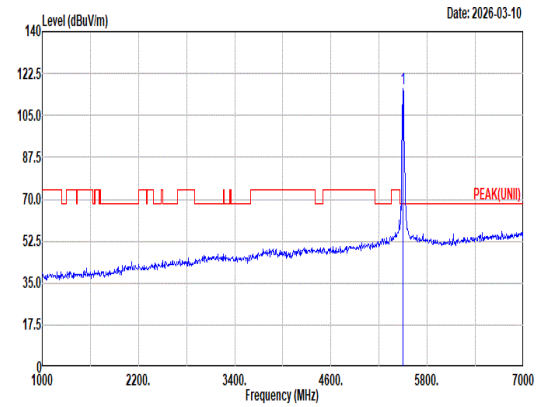 Site : 03CH15-HY Condition: PEAK(UNII) 3m 9120D-02294_250606 VERTICAL : RBW:1000.000kHz VBW:3000.000kHz SWT:Auto Freq Level Limit Line Margin Read Level Ant Factor Cable Loss Preamp Factor Aux Factor APos TPos Remark MHz dBuV/m dBuV/m dB dBuV dB/m dB dB dB cm deg 1 5500.00 116.15 ------ ------ 107.03 32.90 13.12 36.90 0.00 318 328 Peak
Avg	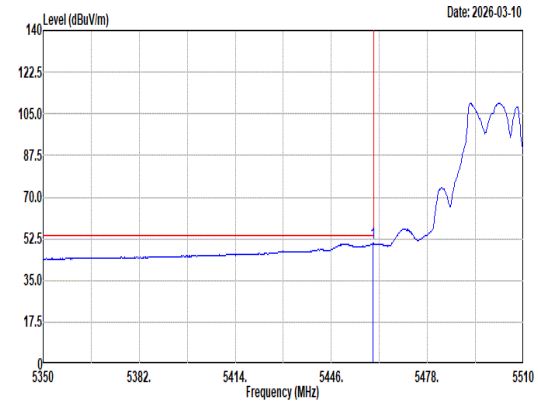 Site : 03CH15-HY Condition: AVG_BE(UNII)_B3 3m 9120D-02294_250606 VERTICAL : RBW:1000.000kHz VBW:0.510kHz SWT:Auto Freq Level Limit Line Margin Read Level Ant Factor Cable Loss Preamp Factor Aux Factor APos TPos Remark MHz dBuV/m dBuV/m dB dBuV dB/m dB dB dB cm deg 1 5459.92 50.50 54.00 -3.50 41.48 32.82 13.10 36.90 0.00 318 328 Average	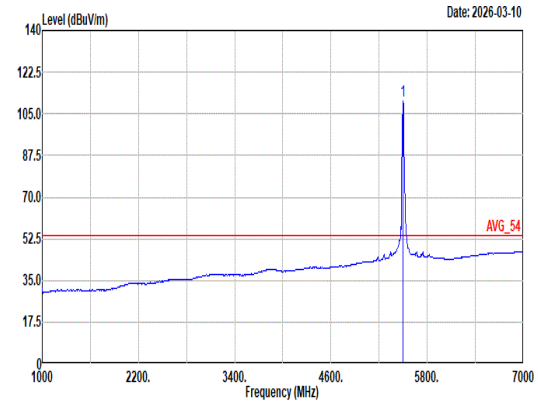 Site : 03CH15-HY Condition: AVG_54 3m 9120D-02294_250606 VERTICAL : RBW:1000.000kHz VBW:0.510kHz SWT:Auto Freq Level Limit Line Margin Read Level Ant Factor Cable Loss Preamp Factor Aux Factor APos TPos Remark MHz dBuV/m dBuV/m dB dBuV dB/m dB dB dB cm deg 1 5500.00 110.22 ------ ------ 101.10 32.90 13.12 36.90 0.00 318 328 Average

Mode	20	
	Harmonic	
	U-NII-2C_5.47-5.725_802.11a_CH100_5500MHz	
ANT	DB 1+2+3+4 (CDD)	
Pol.	Horizontal	Vertical
Peak Avg	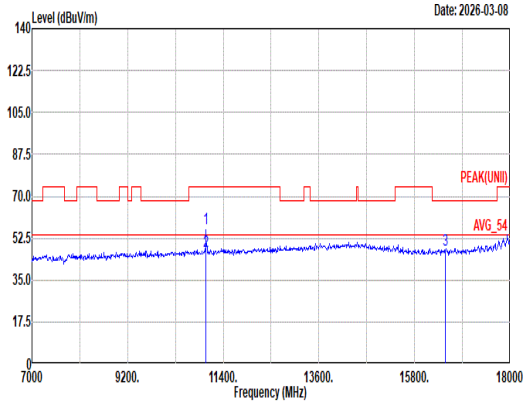 Site : 03CH15-HY Condition: PEAK(UNII) 3m 9120D-02294_250606 HORIZONTAL Freq Level Limit Line Margin Read Level Ant Factor Cable Loss Preamp Factor Aux Factor APos TPos Remark MHz dBuV/m dBuV/m dB dBuV dB/m dB dB dB cm deg 1 11000.00 56.28 74.00 -17.72 56.64 38.70 18.87 58.41 0.48 302 165 Peak 2 11000.00 46.94 54.00 -7.06 47.30 38.70 18.87 58.41 0.48 302 165 Average 3 16500.00 47.57 68.20 -20.63 44.85 38.10 23.36 59.18 0.44 -- -- Peak	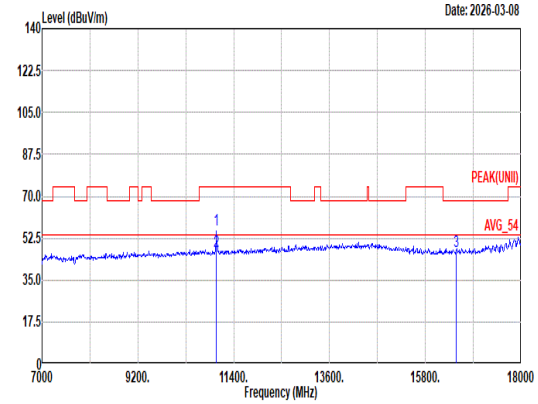 Site : 03CH15-HY Condition: PEAK(UNII) 3m 9120D-02294_250606 VERTICAL Freq Level Limit Line Margin Read Level Ant Factor Cable Loss Preamp Factor Aux Factor APos TPos Remark MHz dBuV/m dBuV/m dB dBuV dB/m dB dB dB cm deg 1 11000.00 56.11 74.00 -17.89 56.47 38.70 18.87 58.41 0.48 300 139 Peak 2 11000.00 47.24 54.00 -6.76 47.60 38.70 18.87 58.41 0.48 300 139 Average 3 16500.00 47.18 68.20 -21.02 44.46 38.10 23.36 59.18 0.44 -- -- Peak

Mode	20	
	Harmonic	
	U-NII-2C_5.47-5.725_802.11a_CH100_5500MHz	
ANT	DB 1+2+3+4 (CDD)	
Pol.	Horizontal	Vertical
14.47G ~14.5G Avg	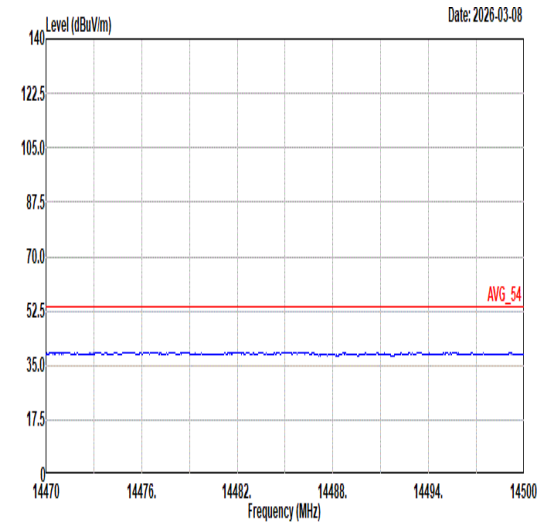	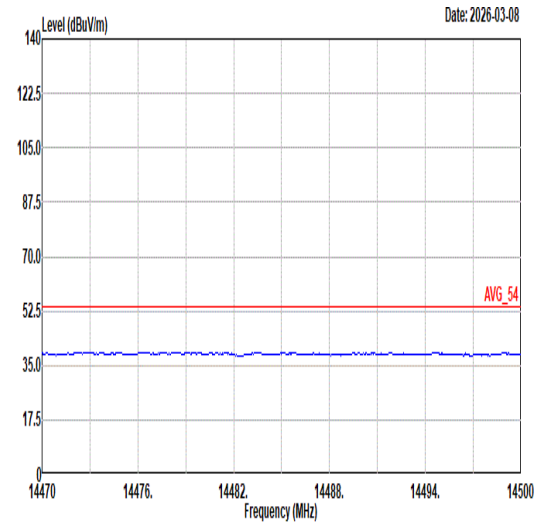
17.7G ~18G Avg	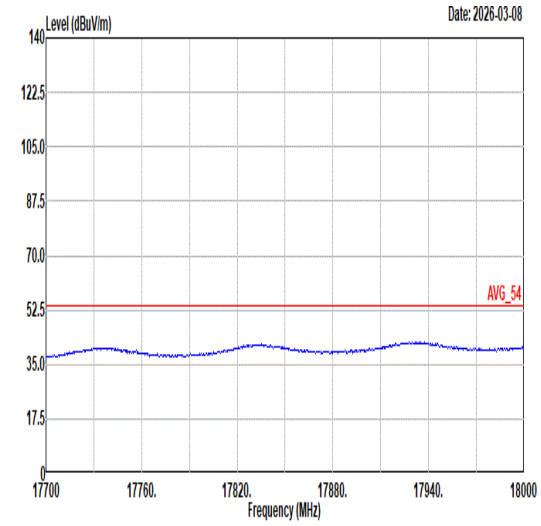	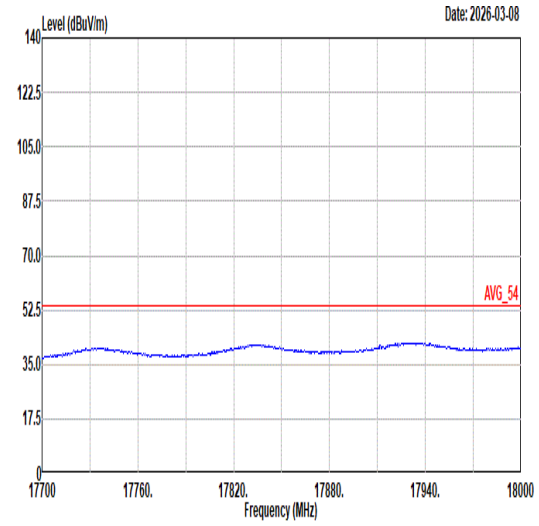

Mode	21	
	Band Edge - L	
	U-NII-2C_5.47-5.725_802.11a_CH116_5580MHz	
ANT	DB 1+2+3+4 (CDD)	
Pol.	Horizontal	Fundamental
Peak	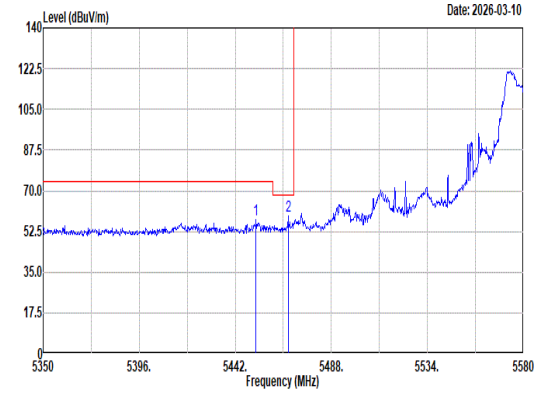 Site : 03CH15-HY Condition: PEAK_BE(UNII)_B3 3m 9120D-02294_250606 HORIZONTAL : RBW:1000.000kHz VBW:3000.000kHz SWT:Auto Freq Level Limit Line Margin Read Level Ant Factor Cable Loss Preamp Factor Aux Factor APos TPos Remark MHz dBuV/m dBuV/m dB dBuV dB/m dB dB dB cm deg 1 5451.89 57.55 74.00 -16.45 48.55 32.80 13.10 36.90 0.00 238 88 Peak 2 5467.30 59.26 68.20 -8.94 50.22 32.83 13.11 36.90 0.00 238 88 Peak	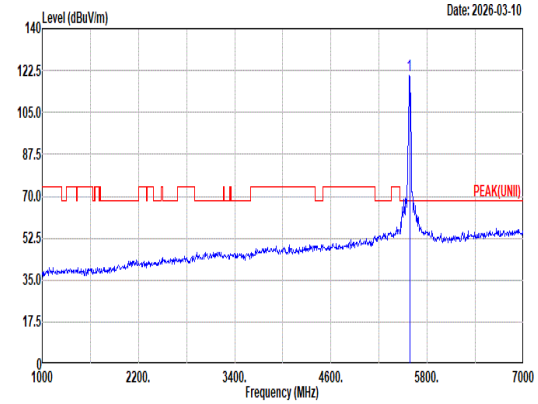 Site : 03CH15-HY Condition: PEAK(UNII) 3m 9120D-02294_250606 HORIZONTAL : RBW:1000.000kHz VBW:3000.000kHz SWT:Auto Freq Level Limit Line Margin Read Level Ant Factor Cable Loss Preamp Factor Aux Factor APos TPos Remark MHz dBuV/m dBuV/m dB dBuV dB/m dB dB dB cm deg 1 5580.00 120.36 ------ ------ 111.13 32.96 13.16 36.89 0.00 238 88 Peak
Avg	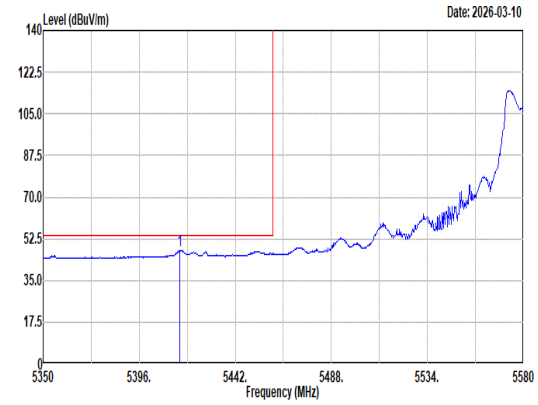 Site : 03CH15-HY Condition: AVG_BE(UNII)_B3 3m 9120D-02294_250606 HORIZONTAL : RBW:1000.000kHz VBW:0.510kHz SWT:Auto Freq Level Limit Line Margin Read Level Ant Factor Cable Loss Preamp Factor Aux Factor APos TPos Remark MHz dBuV/m dBuV/m dB dBuV dB/m dB dB dB cm deg 1 5415.32 47.58 54.00 -6.42 38.60 32.80 13.08 36.90 0.00 238 88 Average	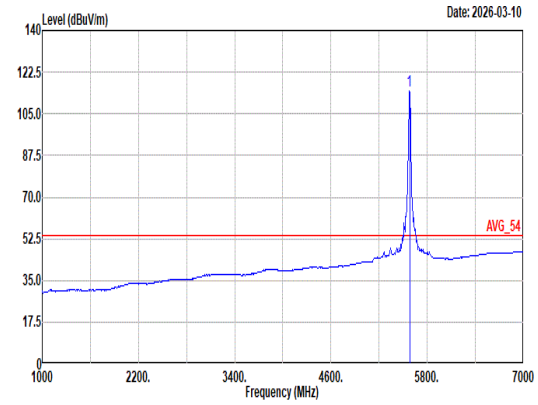 Site : 03CH15-HY Condition: AVG_54 3m 9120D-02294_250606 HORIZONTAL : RBW:1000.000kHz VBW:0.510kHz SWT:Auto Freq Level Limit Line Margin Read Level Ant Factor Cable Loss Preamp Factor Aux Factor APos TPos Remark MHz dBuV/m dBuV/m dB dBuV dB/m dB dB dB cm deg 1 5580.00 114.89 ------ ------ 105.66 32.96 13.16 36.89 0.00 238 88 Average

Mode	21	
	Band Edge - R	
	U-NII-2C_5.47-5.725_802.11a_CH116_5580MHz	
ANT	DB 1+2+3+4 (CDD)	
Pol.	Horizontal	Fundamental
Peak	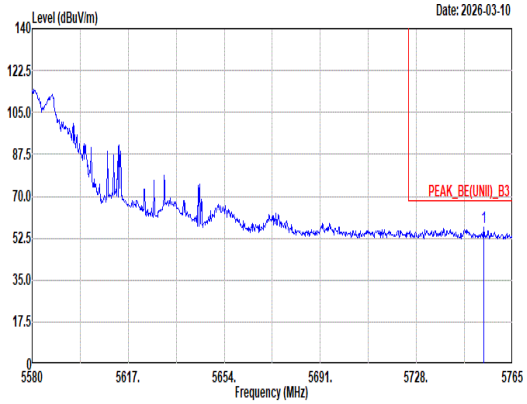 Site : 03CH15-HY Condition: PEAK_BE(UNII)_B3 3m 9120D-02294_250606 HORIZONTAL : RBW:1000.000kHz VBW:3000.000kHz SWT:Auto Freq Level Limit Line Margin Read Level Ant Factor Cable Loss Preamp Factor Aux Factor APos TPos Remark MHz dBuV/m dBuV/m dB dBuV dB/m dB dB dB cm deg 1 5753.90 56.84 68.20 -11.36 46.37 33.92 13.40 36.85 0.00 238 88 Peak	Blank

Mode	21	
	Band Edge - L	
	U-NII-2C_5.47-5.725_802.11a_CH116_5580MHz	
ANT	DB 1+2+3+4 (CDD)	
Pol.	Vertical	Fundamental
Peak	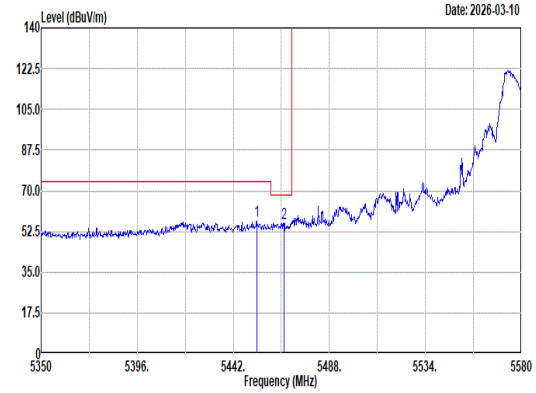 Site : 03CH15-HY Condition: PEAK_BE(UNII)_B3 3m 9120D-02294_250606 VERTICAL : RBW:1000.000kHz VBW:3000.000kHz SWT:Auto Freq Level Limit Line Margin Read Level Ant Factor Cable Loss Preamp Factor Aux Factor APos TPos Remark MHz dBuV/m dBuV/m dB dBuV dB/m dB dB dB cm deg 1 5453.27 56.96 74.00 -17.04 47.95 32.81 13.10 36.90 0.00 272 347 Peak 2 5466.38 56.10 68.20 -12.10 47.06 32.83 13.11 36.90 0.00 272 347 Peak	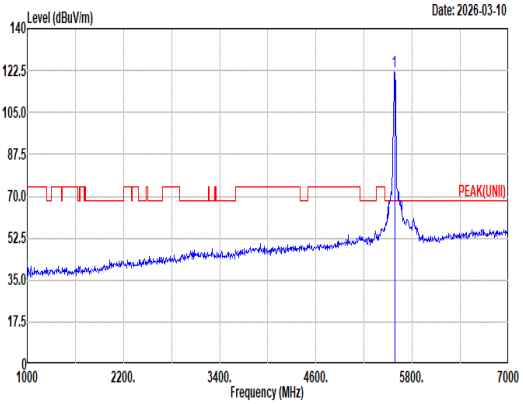 Site : 03CH15-HY Condition: PEAK(UNII) 3m 9120D-02294_250606 VERTICAL : RBW:1000.000kHz VBW:3000.000kHz SWT:Auto Freq Level Limit Line Margin Read Level Ant Factor Cable Loss Preamp Factor Aux Factor APos TPos Remark MHz dBuV/m dBuV/m dB dBuV dB/m dB dB dB cm deg 1 5580.00 122.07 ------ ------ 112.84 32.96 13.16 36.89 0.00 272 347 Peak
Avg	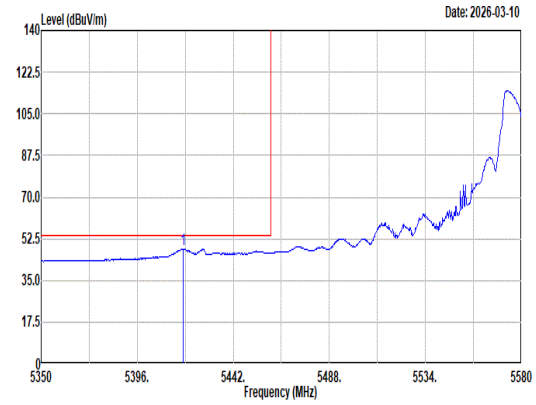 Site : 03CH15-HY Condition: AVG_BE(UNII)_B3 3m 9120D-02294_250606 VERTICAL : RBW:1000.000kHz VBW:0.510kHz SWT:Auto Freq Level Limit Line Margin Read Level Ant Factor Cable Loss Preamp Factor Aux Factor APos TPos Remark MHz dBuV/m dBuV/m dB dBuV dB/m dB dB dB cm deg 1 5418.08 48.19 54.00 -5.81 39.21 32.80 13.08 36.90 0.00 272 347 Average	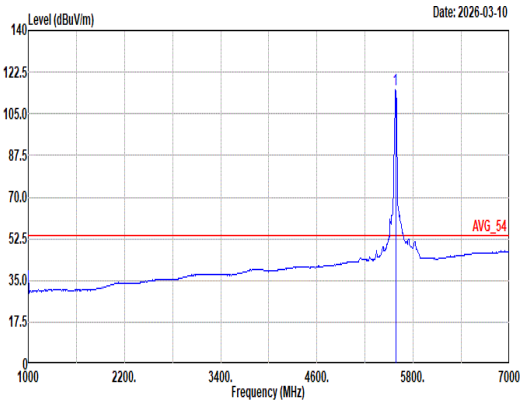 Site : 03CH15-HY Condition: AVG_54 3m 9120D-02294_250606 VERTICAL : RBW:1000.000kHz VBW:0.510kHz SWT:Auto Freq Level Limit Line Margin Read Level Ant Factor Cable Loss Preamp Factor Aux Factor APos TPos Remark MHz dBuV/m dBuV/m dB dBuV dB/m dB dB dB cm deg 1 5580.00 115.26 ------ ------ 106.03 32.96 13.16 36.89 0.00 272 347 Average

Mode	21	
	Band Edge - R	
	U-NII-2C_5.47-5.725_802.11a_CH116_5580MHz	
ANT	DB 1+2+3+4 (CDD)	
Pol.	Vertical	Fundamental
Peak	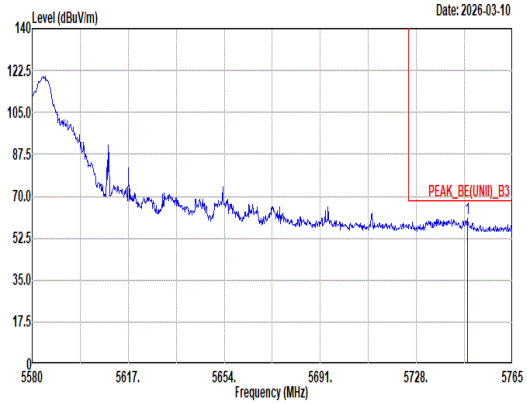 Site : 03CH15-HY Condition: PEAK_BE(UNII)_B3 3m 9120D-02294_250606 VERTICAL : RBW:1000.000kHz VBW:3000.000kHz SWT:Auto Freq Level Limit Line Margin Read Level Ant Factor Cable Loss Preamp Factor Aux Factor APos TPos Remark MHz dBuV/m dBuV/m dB dBuV dB/m dB dB dB cm deg 1 5747.80 60.63 68.20 -7.57 50.21 33.89 13.39 36.86 0.00 272 347 Peak	Blank

Mode	21	
	Harmonic	
	U-NII-2C_5.47-5.725_802.11a_CH116_5580MHz	
ANT	DB 1+2+3+4 (CDD)	
Pol.	Horizontal	Vertical
Peak Avg	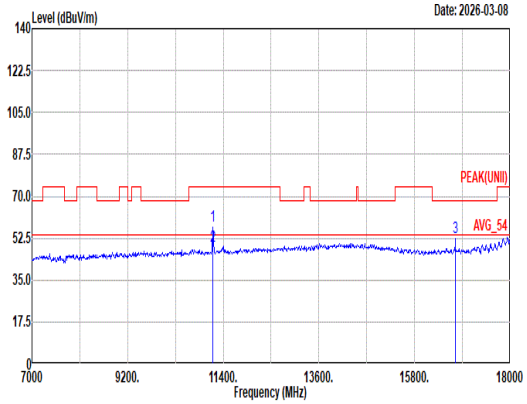 Site : 03CH15-HY Condition: PEAK(UNII) 3m 9120D-02294_250606 HORIZONTAL Freq Level Limit Line Margin Read Level Ant Factor Cable Loss Preamp Factor Aux Factor APos TPos Remark MHz dBuV/m dBuV/m dB dBuV dB/m dB dB dB cm deg 1 11160.00 57.71 74.00 -16.29 57.74 38.76 19.02 58.29 0.48 300 132 Peak 2 11160.00 48.97 54.00 -5.03 49.00 38.76 19.02 58.29 0.48 300 132 Average 3 16740.00 52.86 68.20 -15.34 50.16 38.26 23.55 59.56 0.45 400 62 Peak	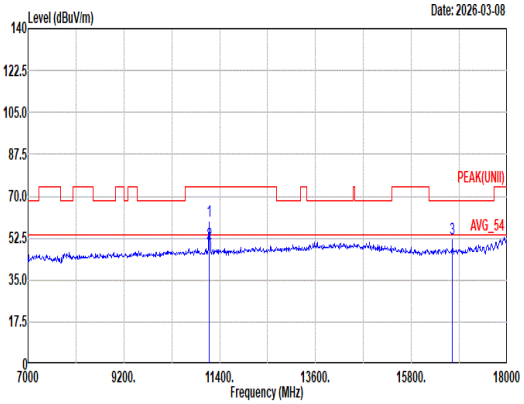 Site : 03CH15-HY Condition: PEAK(UNII) 3m 9120D-02294_250606 VERTICAL Freq Level Limit Line Margin Read Level Ant Factor Cable Loss Preamp Factor Aux Factor APos TPos Remark MHz dBuV/m dBuV/m dB dBuV dB/m dB dB dB cm deg 1 11160.00 59.65 74.00 -14.35 59.68 38.76 19.02 58.29 0.48 303 118 Peak 2 11160.00 50.41 54.00 -3.59 50.44 38.76 19.02 58.29 0.48 303 118 Average 3 16740.00 52.44 68.20 -15.76 49.74 38.26 23.55 59.56 0.45 100 104 Peak

Mode	21	
	Harmonic	
	U-NII-2C_5.47-5.725_802.11a_CH116_5580MHz	
ANT	DB 1+2+3+4 (CDD)	
Pol.	Horizontal	Vertical
14.47G ~14.5G Avg	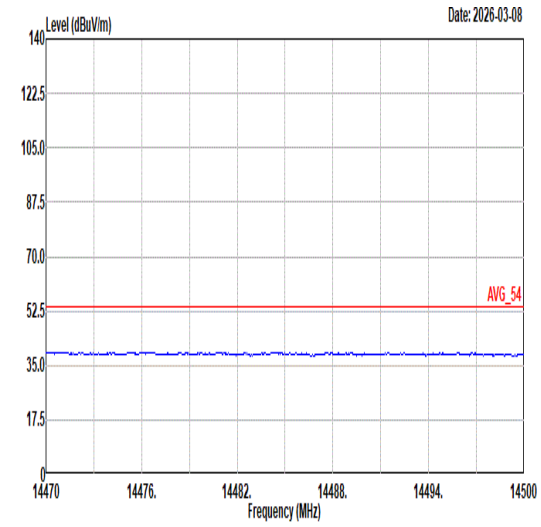 Site : 03CH15-HY Condition: AVG_54 3m 9120D-02294_250606 HORIZONTAL	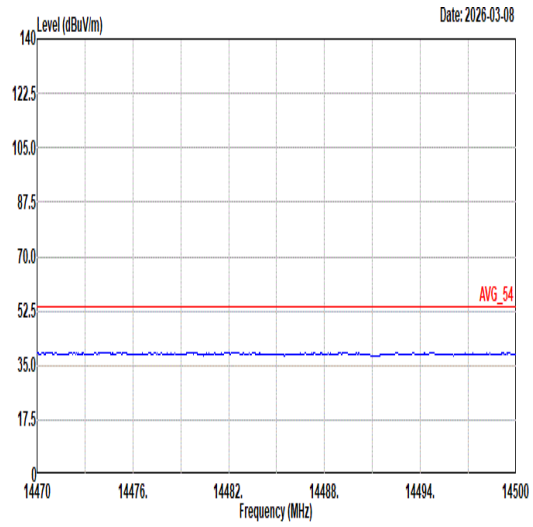 Site : 03CH15-HY Condition: AVG_54 3m 9120D-02294_250606 VERTICAL
17.7G ~18G Avg	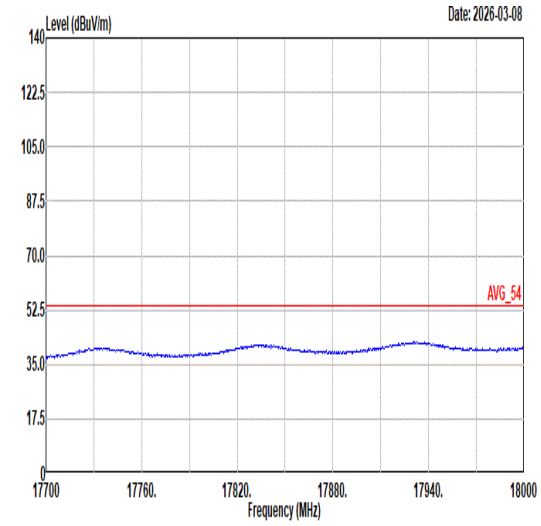 Site : 03CH15-HY Condition: AVG_54 3m 9120D-02294_250606 HORIZONTAL	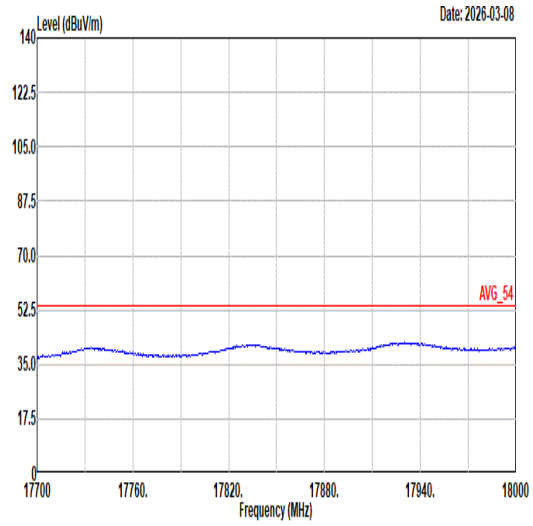 Site : 03CH15-HY Condition: AVG_54 3m 9120D-02294_250606 VERTICAL

Mode	22	
	Band Edge	
	U-NII-2C_5.47-5.725_802.11a_CH140_5700MHz	
ANT	DB 1+2+3+4 (CDD)	
Pol.	Horizontal	Fundamental
Peak	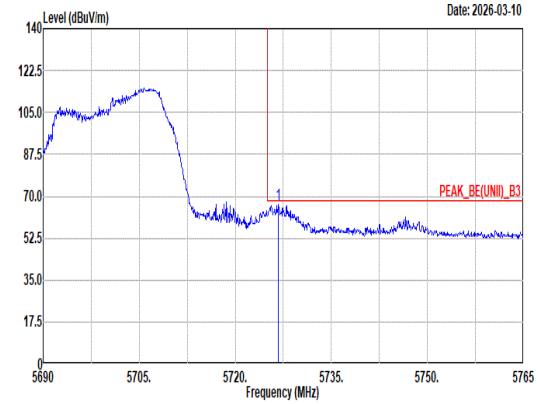 Site : 03CH15-HY Condition: PEAK_BE(UNII)_B3 3m 9120D-02294_250606 HORIZONTAL : RBW:1000.000kHz VBW:3000.000kHz SWT:Auto Freq Level Limit Line Margin Read Level Ant Factor Cable Loss Preamp Factor Aux Factor APos TPos Remark MHz dBuV/m dBuV/m dB dBuV dB/m dB dB dB cm deg 1 5726.75 66.35 68.20 -1.85 56.04 33.81 13.36 36.86 0.00 400 262 Peak	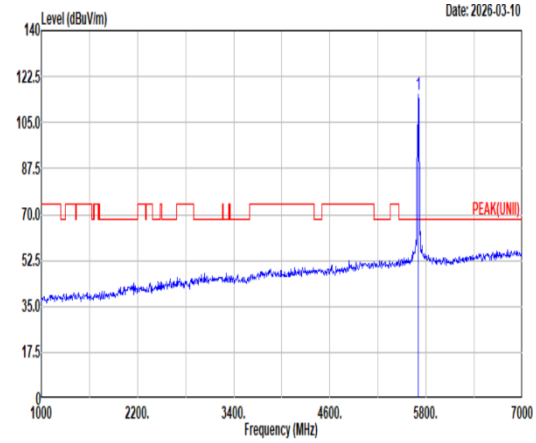 Site : 03CH15-HY Condition: PEAK(UNII) 3m 9120D-02294_250606 HORIZONTAL : RBW:1000.000kHz VBW:3000.000kHz SWT:Auto Freq Level Limit Line Margin Read Level Ant Factor Cable Loss Preamp Factor Aux Factor APos TPos Remark MHz dBuV/m dBuV/m dB dBuV dB/m dB dB dB cm deg 1 5700.00 115.78 ------ ------ 105.59 33.72 13.33 36.86 0.00 400 262 Peak
Avg	Blank	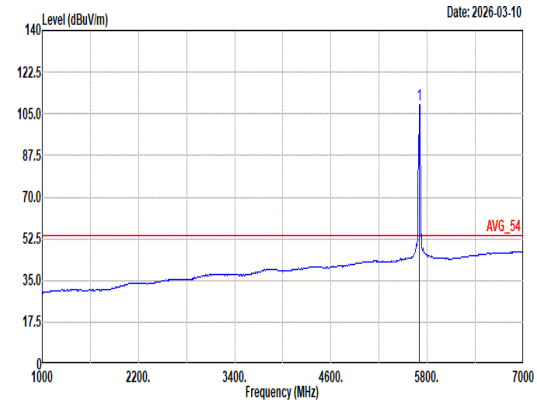 Site : 03CH15-HY Condition: AVG_54 3m 9120D-02294_250606 HORIZONTAL : RBW:1000.000kHz VBW:0.510kHz SWT:Auto Freq Level Limit Line Margin Read Level Ant Factor Cable Loss Preamp Factor Aux Factor APos TPos Remark MHz dBuV/m dBuV/m dB dBuV dB/m dB dB dB cm deg 1 5700.00 109.02 ------ ------ 98.83 33.72 13.33 36.86 0.00 400 262 Average

Mode	22	
	Band Edge	
	U-NII-2C_5.47-5.725_802.11a_CH140_5700MHz	
ANT	DB 1+2+3+4 (CDD)	
Pol.	Vertical	Fundamental
Peak	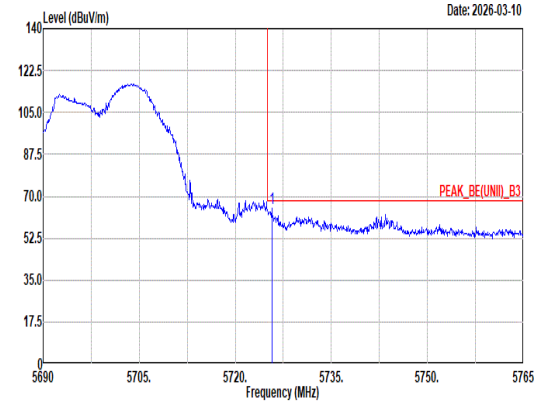 Site : 03CH15-HY Condition: PEAK_BE(UNII)_B3 3m 9120D-02294_250606 VERTICAL : RBW:1000.000kHz VBW:3000.000kHz SWT:Auto Freq Level Limit Line Margin Read Level Ant Factor Cable Loss Preamp Factor Aux Factor APos TPos Remark MHz dBuV/m dBuV/m dB dBuV dB/m dB dB dB cm deg 1 5725.70 64.93 68.20 -3.27 54.63 33.80 13.36 36.86 0.00 300 0 Peak	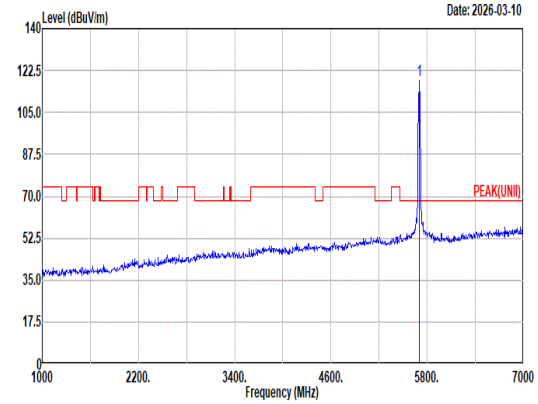 Site : 03CH15-HY Condition: PEAK(UNII) 3m 9120D-02294_250606 VERTICAL : RBW:1000.000kHz VBW:3000.000kHz SWT:Auto Freq Level Limit Line Margin Read Level Ant Factor Cable Loss Preamp Factor Aux Factor APos TPos Remark MHz dBuV/m dBuV/m dB dBuV dB/m dB dB dB cm deg 1 5700.00 118.11 ------ ------ 107.92 33.72 13.33 36.86 0.00 300 0 Peak
Avg	Blank	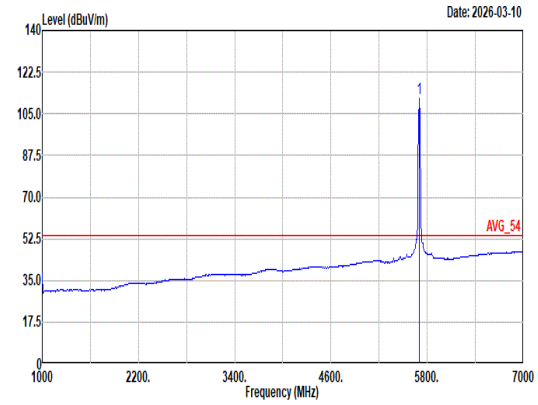 Site : 03CH15-HY Condition: AVG_54 3m 9120D-02294_250606 VERTICAL : RBW:1000.000kHz VBW:0.510kHz SWT:Auto Freq Level Limit Line Margin Read Level Ant Factor Cable Loss Preamp Factor Aux Factor APos TPos Remark MHz dBuV/m dBuV/m dB dBuV dB/m dB dB dB cm deg 1 5700.00 111.53 ------ ------ 101.34 33.72 13.33 36.86 0.00 300 0 Average

Mode	22	
	Harmonic	
	U-NII-2C_5.47-5.725_802.11a_CH140_5700MHz	
ANT	DB 1+2+3+4 (CDD)	
Pol.	Horizontal	Vertical
Peak Avg	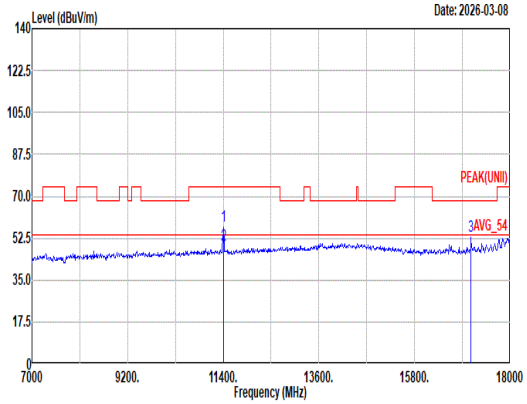 Site : 03CH15-HY Condition: PEAK(UNII) 3m 9120D-02294_250606 HORIZONTAL Freq Level Limit Line Margin Read Level Ant Factor Cable Loss Preamp Factor Aux Factor APos TPos Remark MHz dBuV/m dBuV/m dB dBuV dB/m dB dB dB cm deg 1 11400.00 57.61 74.00 -16.39 56.90 39.10 19.24 58.10 0.47 300 172 Peak 2 11400.00 49.45 54.00 -4.55 48.74 39.10 19.24 58.10 0.47 300 172 Average 3 17100.00 53.62 68.20 -14.58 51.13 38.20 23.81 59.99 0.47 300 137 Peak	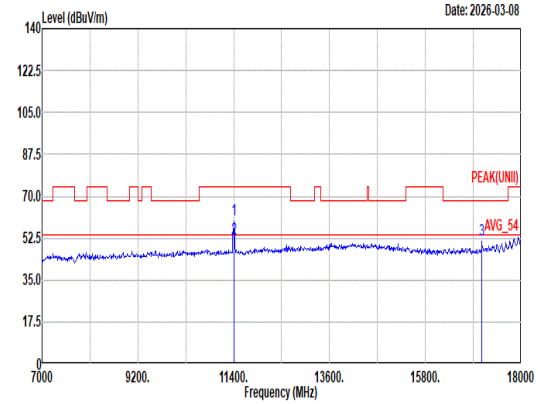 Site : 03CH15-HY Condition: PEAK(UNII) 3m 9120D-02294_250606 VERTICAL Freq Level Limit Line Margin Read Level Ant Factor Cable Loss Preamp Factor Aux Factor APos TPos Remark MHz dBuV/m dBuV/m dB dBuV dB/m dB dB dB cm deg 1 11400.00 60.30 74.00 -13.70 59.59 39.10 19.24 58.10 0.47 400 95 Peak 2 11400.00 52.56 54.00 -1.44 51.85 39.10 19.24 58.10 0.47 400 95 Average 3 17100.00 51.55 68.20 -16.65 49.06 38.20 23.81 59.99 0.47 400 86 Peak

Mode	22	
	Harmonic	
	U-NII-2C_5.47-5.725_802.11a_CH140_5700MHz	
ANT	DB 1+2+3+4 (CDD)	
Pol.	Horizontal	Vertical
14.47G ~14.5G Avg	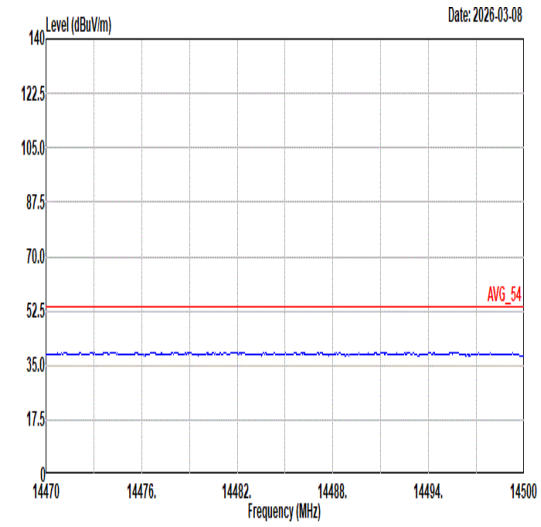 Site : 03CH15-HY Condition: AVG_54 3m 9120D-02294_250606 HORIZONTAL	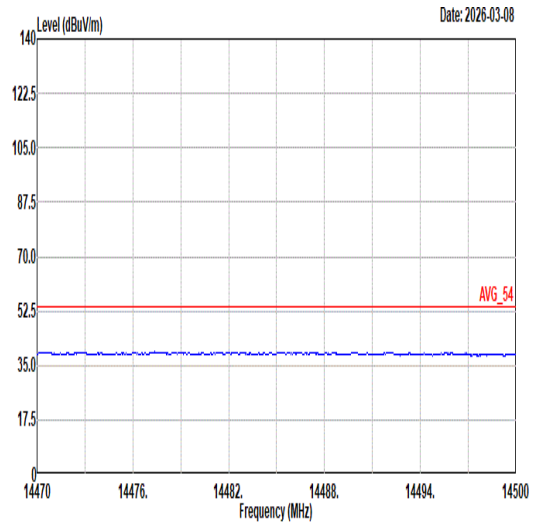 Site : 03CH15-HY Condition: AVG_54 3m 9120D-02294_250606 VERTICAL
17.7G ~18G Avg	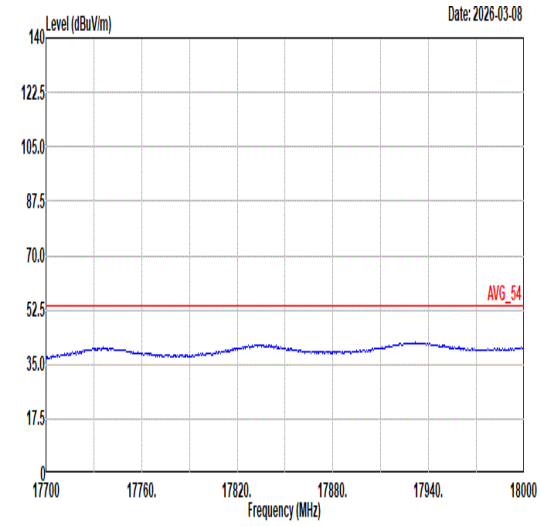 Site : 03CH15-HY Condition: AVG_54 3m 9120D-02294_250606 HORIZONTAL	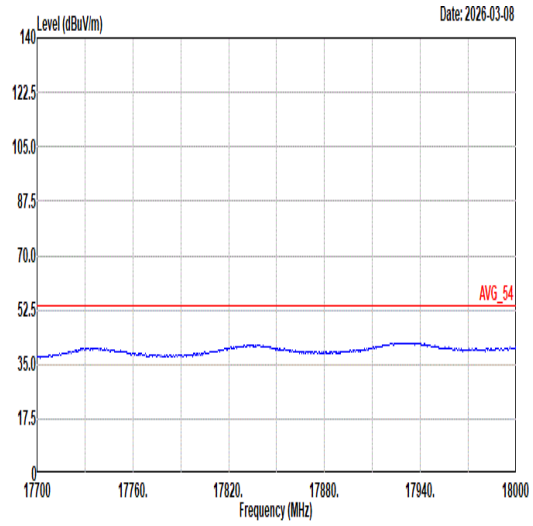 Site : 03CH15-HY Condition: AVG_54 3m 9120D-02294_250606 VERTICAL

Mode	23	
	Band Edge - L	
	U-NII-2C_5.47-5.725_802.11be EHT20_CH100_Full RU_5500MHz	
ANT	DB 1+2+3+4 (CDD)	
Pol.	Horizontal	Fundamental
Peak	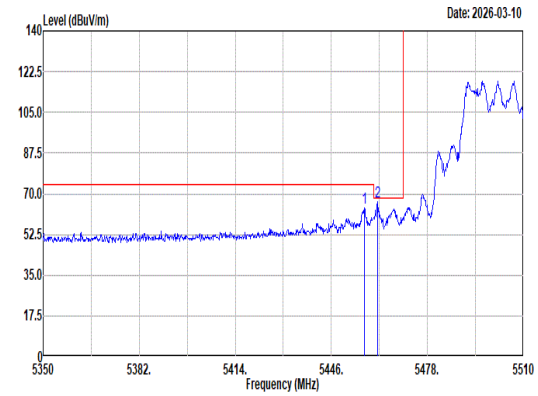 Site : 03CH15-HY Condition: PEAK_BE(UNII)_B3 3m 9120D-02294_250606 HORIZONTAL : RBW:1000.000kHz VBW:3000.000kHz SWT:Auto Freq Level Limit Line Margin Read Level Ant Factor Cable Loss Preamp Factor Aux Factor APos TPos Remark MHz dBuV/m dBuV/m dB dBuV dB/m dB dB dB cm deg 1 5457.04 63.93 74.00 -10.07 54.92 32.81 13.10 36.90 0.00 337 64 Peak 2 5461.52 66.55 68.20 -1.65 57.53 32.82 13.10 36.90 0.00 337 64 Peak	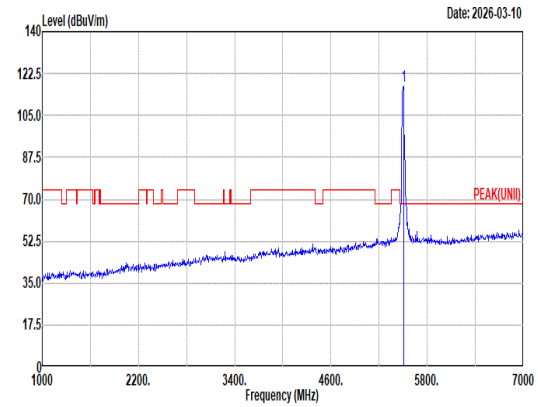 Site : 03CH15-HY Condition: PEAK(UNII) 3m 9120D-02294_250606 HORIZONTAL : RBW:1000.000kHz VBW:3000.000kHz SWT:Auto Freq Level Limit Line Margin Read Level Ant Factor Cable Loss Preamp Factor Aux Factor APos TPos Remark MHz dBuV/m dBuV/m dB dBuV dB/m dB dB dB cm deg 1 5506.00 117.12 ------ ------ 107.98 32.91 13.13 36.90 0.00 337 64 Peak
Avg	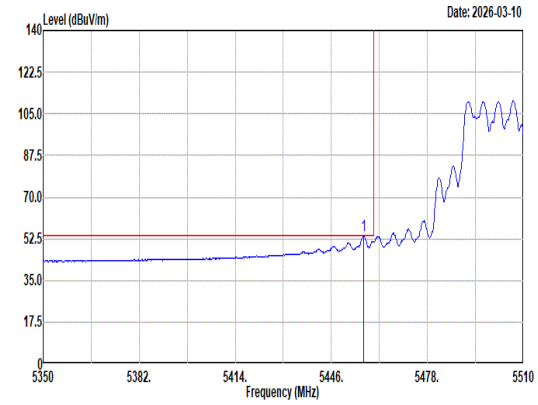 Site : 03CH15-HY Condition: AVG_BE(UNII)_B3 3m 9120D-02294_250606 HORIZONTAL : RBW:1000.000kHz VBW:0.680kHz SWT:Auto Freq Level Limit Line Margin Read Level Ant Factor Cable Loss Preamp Factor Aux Factor APos TPos Remark MHz dBuV/m dBuV/m dB dBuV dB/m dB dB dB cm deg 1 5456.72 53.69 54.00 -0.31 44.68 32.81 13.10 36.90 0.00 337 64 Average	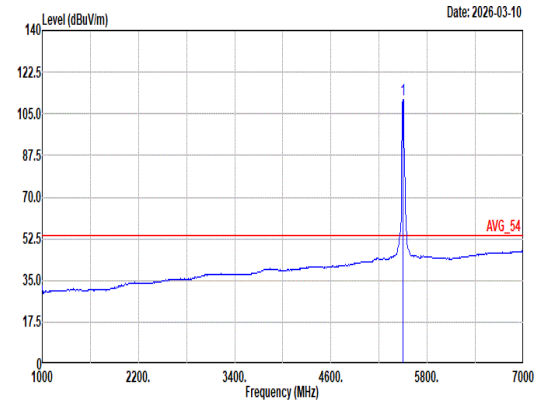 Site : 03CH15-HY Condition: AVG_54 3m 9120D-02294_250606 HORIZONTAL : RBW:1000.000kHz VBW:0.680kHz SWT:Auto Freq Level Limit Line Margin Read Level Ant Factor Cable Loss Preamp Factor Aux Factor APos TPos Remark MHz dBuV/m dBuV/m dB dBuV dB/m dB dB dB cm deg 1 5500.00 111.03 ------ ------ 101.89 32.91 13.13 36.90 0.00 337 64 Average

Mode	23	
	Band Edge - L	
	U-NII-2C_5.47-5.725_802.11be EHT20_CH100_Full RU_5500MHz	
ANT	DB 1+2+3+4 (CDD)	
Pol.	Vertical	Fundamental
Peak	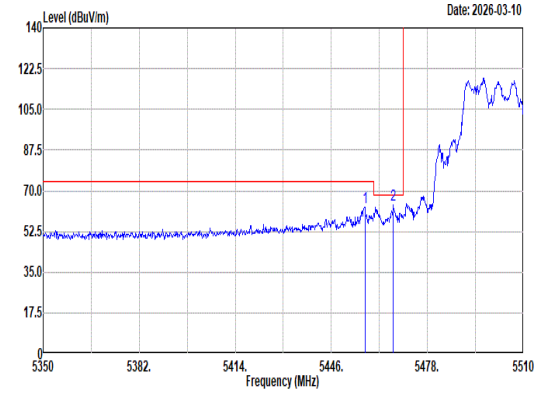 Site : 03CH15-HY Condition: PEAK_BE(UNII)_B3 3m 9120D-02294_250606 VERTICAL : RBW:1000.000kHz VBW:3000.000kHz SWT:Auto Freq Level Limit Line Margin Read Level Ant Factor Cable Loss Preamp Factor Aux Factor APos TPos Remark MHz dBuV/m dBuV/m dB dBuV dB/m dB dB dB cm deg 1 5457.20 62.82 74.00 -11.18 53.81 32.81 13.10 36.90 0.00 299 342 Peak 2 5466.64 63.99 68.20 -4.21 54.95 32.83 13.11 36.90 0.00 299 342 Peak	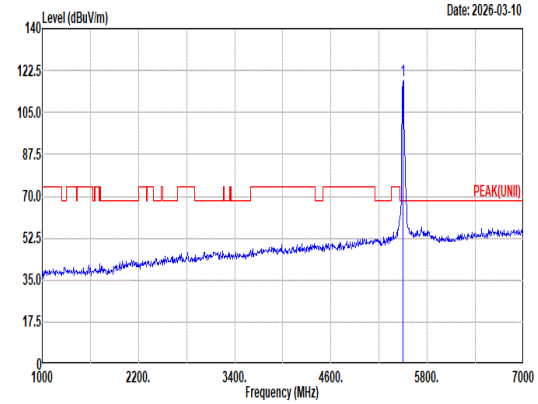 Site : 03CH15-HY Condition: PEAK(UNII) 3m 9120D-02294_250606 VERTICAL : RBW:1000.000kHz VBW:3000.000kHz SWT:Auto Freq Level Limit Line Margin Read Level Ant Factor Cable Loss Preamp Factor Aux Factor APos TPos Remark MHz dBuV/m dBuV/m dB dBuV dB/m dB dB dB cm deg 1 5500.00 118.22 ------ ------ 109.08 32.91 13.13 36.90 0.00 299 342 Peak
Avg	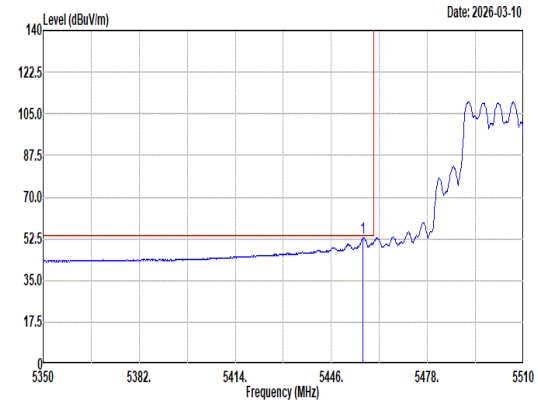 Site : 03CH15-HY Condition: AVG_BE(UNII)_B3 3m 9120D-02294_250606 VERTICAL : RBW:1000.000kHz VBW:0.680kHz SWT:Auto Freq Level Limit Line Margin Read Level Ant Factor Cable Loss Preamp Factor Aux Factor APos TPos Remark MHz dBuV/m dBuV/m dB dBuV dB/m dB dB dB cm deg 1 5456.56 52.88 54.00 -1.12 43.87 32.81 13.10 36.90 0.00 299 342 Average	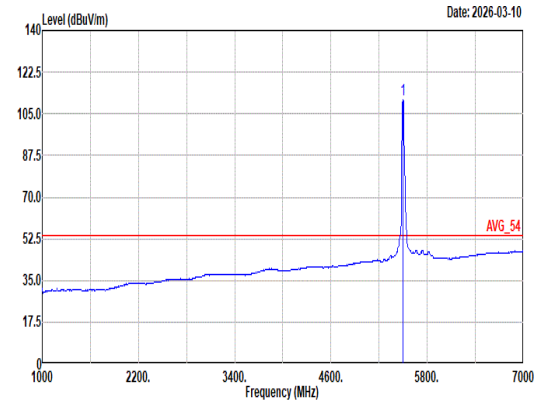 Site : 03CH15-HY Condition: AVG_54 3m 9120D-02294_250606 VERTICAL : RBW:1000.000kHz VBW:0.680kHz SWT:Auto Freq Level Limit Line Margin Read Level Ant Factor Cable Loss Preamp Factor Aux Factor APos TPos Remark MHz dBuV/m dBuV/m dB dBuV dB/m dB dB dB cm deg 1 5500.00 110.76 ------ ------ 101.65 32.89 13.12 36.90 0.00 299 342 Average

Mode	23	
	Harmonic	
	U-NII-2C_5.47-5.725_802.11be EHT20_CH100_Full RU_5500MHz	
ANT	DB 1+2+3+4 (CDD)	
Pol.	Horizontal	Vertical
Peak Avg	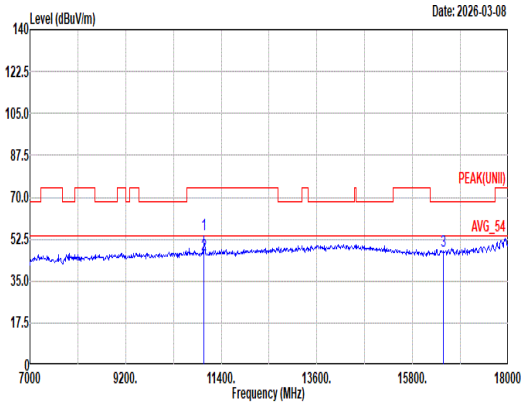 Site : 03CH15-HY Condition: PEAK(UNII) 3m 9120D-02294_250606 HORIZONTAL Freq Level Limit Line Margin Read Level Ant Factor Cable Loss Preamp Factor Aux Factor APos TPos Remark MHz dBuV/m dBuV/m dB dBuV dB/m dB dB dB cm deg 1 11000.00 54.60 74.00 -19.40 54.96 38.70 18.87 58.41 0.48 205 113 Peak 2 11000.00 46.05 54.00 -7.95 46.41 38.70 18.87 58.41 0.48 205 113 Average 3 16500.00 47.32 68.20 -20.88 44.60 38.10 23.36 59.18 0.44 -- -- Peak	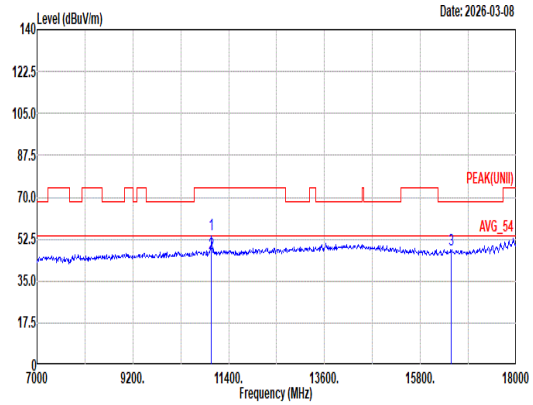 Site : 03CH15-HY Condition: PEAK(UNII) 3m 9120D-02294_250606 VERTICAL Freq Level Limit Line Margin Read Level Ant Factor Cable Loss Preamp Factor Aux Factor APos TPos Remark MHz dBuV/m dBuV/m dB dBuV dB/m dB dB dB cm deg 1 11000.00 54.36 74.00 -19.64 54.72 38.70 18.87 58.41 0.48 278 218 Peak 2 11000.00 46.43 54.00 -7.57 46.79 38.70 18.87 58.41 0.48 278 218 Average 3 16500.00 47.89 68.20 -20.31 45.17 38.10 23.36 59.18 0.44 -- -- Peak

Mode	23	
	Harmonic	
	U-NII-2C_5.47-5.725_802.11be EHT20_CH100_Full RU_5500MHz	
ANT	DB 1+2+3+4 (CDD)	
Pol.	Horizontal	Vertical
14.47G ~14.5G Avg	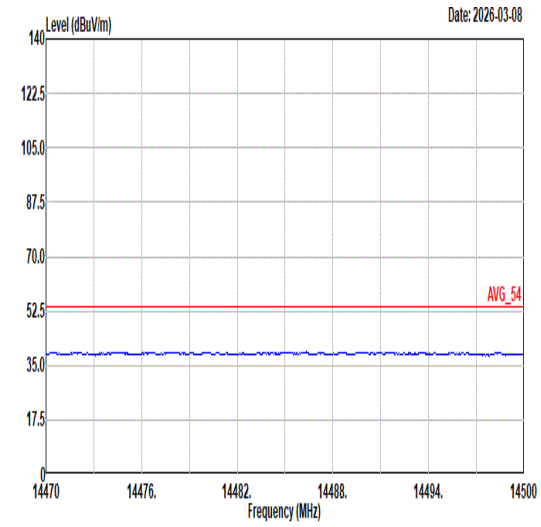 Site : 03CH15-HY Condition: AVG_54 3m 9120D-02294_250606 HORIZONTAL	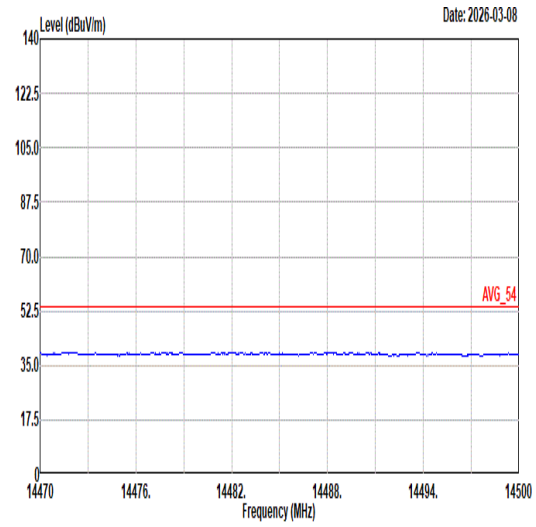 Site : 03CH15-HY Condition: AVG_54 3m 9120D-02294_250606 VERTICAL
17.7G ~18G Avg	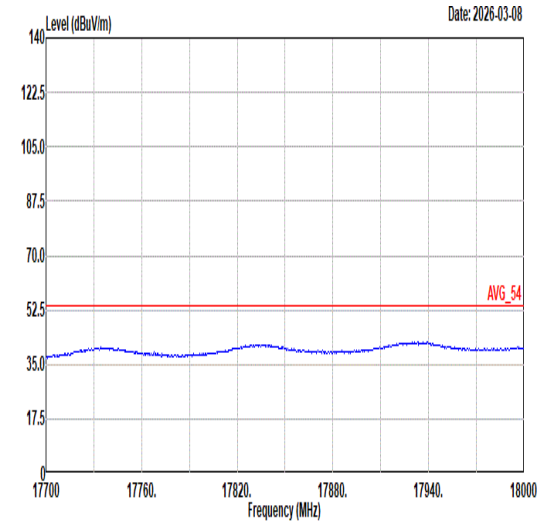 Site : 03CH15-HY Condition: AVG_54 3m 9120D-02294_250606 HORIZONTAL	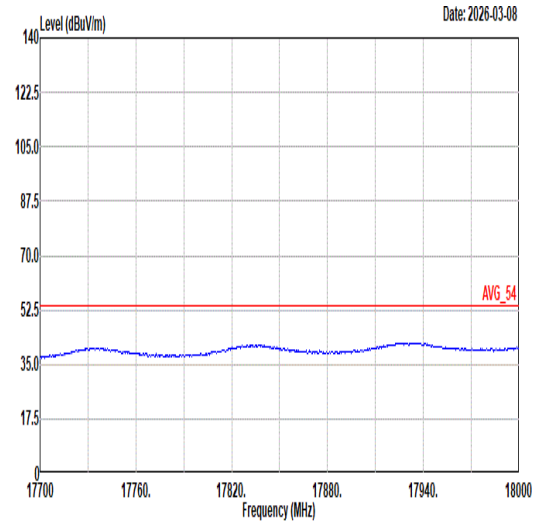 Site : 03CH15-HY Condition: AVG_54 3m 9120D-02294_250606 VERTICAL

Mode	24	
	Band Edge - L	
	U-NII-2C_5.47-5.725_802.11be EHT20_CH116_Full RU_5580MHz	
ANT	DB 1+2+3+4 (CDD)	
Pol.	Horizontal	Fundamental
Peak	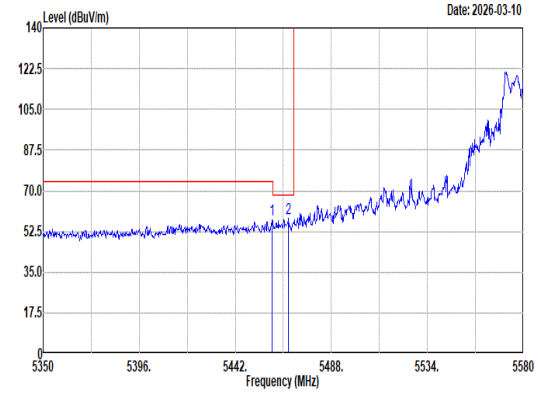 Site : 03CH15-HY Condition: PEAK_BE(UNII)_B3 3m 9120D-02294_250606 HORIZONTAL : RBW:1000.000kHz VBW:3000.000kHz SWT:Auto Freq Level Limit Line Margin Read Level Ant Factor Cable Loss Preamp Factor Aux Factor APos TPos Remark MHz dBuV/m dBuV/m dB dBuV dB/m dB dB dB cm deg 1 5459.71 57.79 74.00 -16.21 48.77 32.82 13.10 36.90 0.00 200 87 Peak 2 5467.53 57.85 68.20 -10.35 48.80 32.84 13.11 36.90 0.00 200 87 Peak	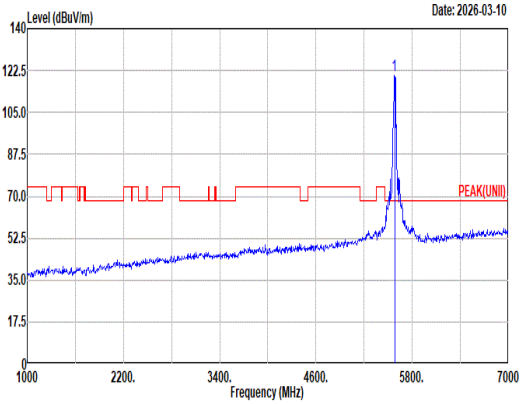 Site : 03CH15-HY Condition: PEAK(UNII) 3m 9120D-02294_250606 HORIZONTAL : RBW:1000.000kHz VBW:3000.000kHz SWT:Auto Freq Level Limit Line Margin Read Level Ant Factor Cable Loss Preamp Factor Aux Factor APos TPos Remark MHz dBuV/m dBuV/m dB dBuV dB/m dB dB dB cm deg 1 5580.00 120.32 ------ ------ 111.09 32.96 13.16 36.89 0.00 200 87 Peak
Avg	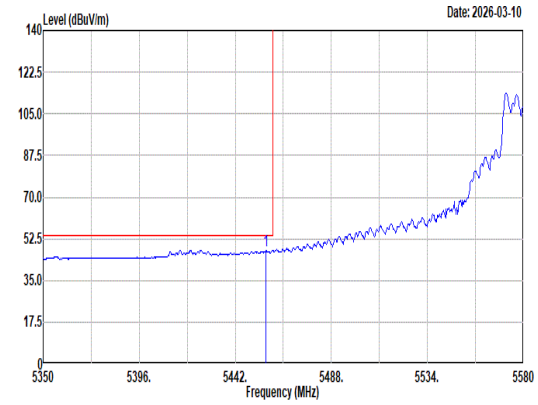 Site : 03CH15-HY Condition: AVG_BE(UNII)_B3 3m 9120D-02294_250606 HORIZONTAL : RBW:1000.000kHz VBW:0.680kHz SWT:Auto Freq Level Limit Line Margin Read Level Ant Factor Cable Loss Preamp Factor Aux Factor APos TPos Remark MHz dBuV/m dBuV/m dB dBuV dB/m dB dB dB cm deg 1 5456.72 47.73 54.00 -6.27 38.72 32.81 13.10 36.90 0.00 200 87 Average	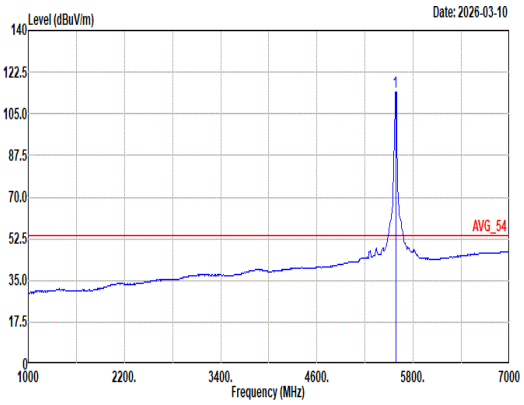 Site : 03CH15-HY Condition: AVG_54 3m 9120D-02294_250606 HORIZONTAL : RBW:1000.000kHz VBW:0.680kHz SWT:Auto Freq Level Limit Line Margin Read Level Ant Factor Cable Loss Preamp Factor Aux Factor APos TPos Remark MHz dBuV/m dBuV/m dB dBuV dB/m dB dB dB cm deg 1 5580.00 114.15 ------ ------ 104.93 32.93 13.17 36.88 0.00 200 87 Average

Mode	24	
	Band Edge - R	
	U-NII-2C_5.47-5.725_802.11be EHT20_CH116_Full RU_5580MHz	
ANT	DB 1+2+3+4 (CDD)	
Pol.	Horizontal	Fundamental
Peak	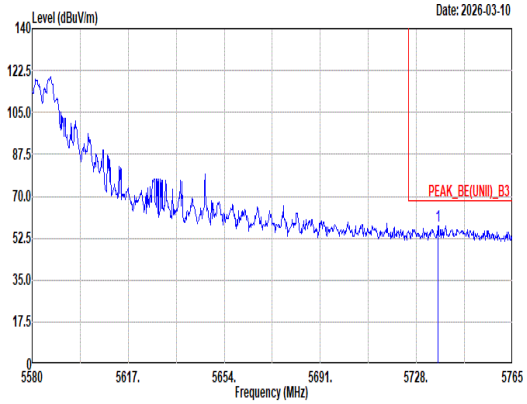 Site : 03CH15-HY Condition: PEAK_BE(UNII)_B3 3m 9120D-02294_250606 HORIZONTAL : RBW:1000.000kHz VBW:3000.000kHz SWT:Auto Freq Level Limit Line Margin Read Level Ant Factor Cable Loss Preamp Factor Aux Factor APos TPos Remark MHz dBuV/m dBuV/m dB dBuV dB/m dB dB dB cm deg 1 5736.33 57.53 68.20 -10.67 47.16 33.85 13.38 36.86 0.00 200 87 Peak	Blank

Mode	24	
	Band Edge - L	
	U-NII-2C_5.47-5.725_802.11be EHT20_CH116_Full RU_5580MHz	
ANT	DB 1+2+3+4 (CDD)	
Pol.	Vertical	Fundamental
Peak	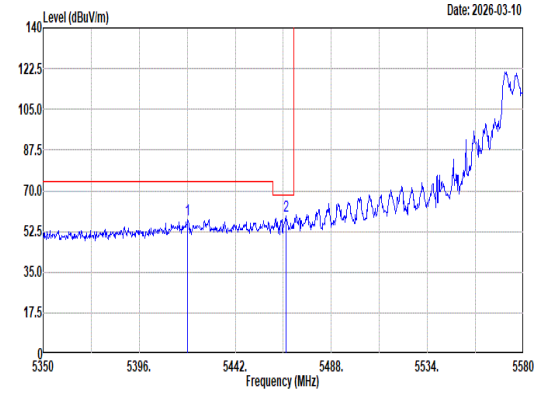 Site : 03CH15-HY Condition: PEAK_BE(UNII)_B3 3m 9120D-02294_250606 VERTICAL : RBW:1000.000kHz VBW:3000.000kHz SWT:Auto Freq Level Limit Line Margin Read Level Ant Factor Cable Loss Preamp Factor Aux Factor APos TPos Remark MHz dBuV/m dBuV/m dB dBuV dB/m dB dB dB cm deg 1 5419.23 57.60 74.00 -16.40 48.62 32.80 13.08 36.90 0.00 301 348 Peak 2 5466.15 59.37 68.20 -8.83 50.33 32.83 13.11 36.90 0.00 301 348 Peak	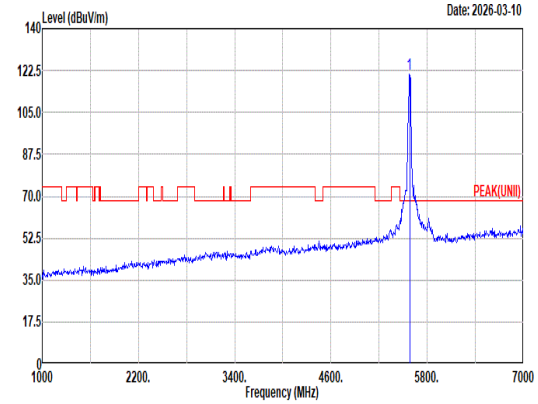 Site : 03CH15-HY Condition: PEAK(UNII) 3m 9120D-02294_250606 VERTICAL : RBW:1000.000kHz VBW:3000.000kHz SWT:Auto Freq Level Limit Line Margin Read Level Ant Factor Cable Loss Preamp Factor Aux Factor APos TPos Remark MHz dBuV/m dBuV/m dB dBuV dB/m dB dB dB cm deg 1 5580.00 121.05 ------ ------ 111.82 32.96 13.16 36.89 0.00 301 348 Peak
Avg	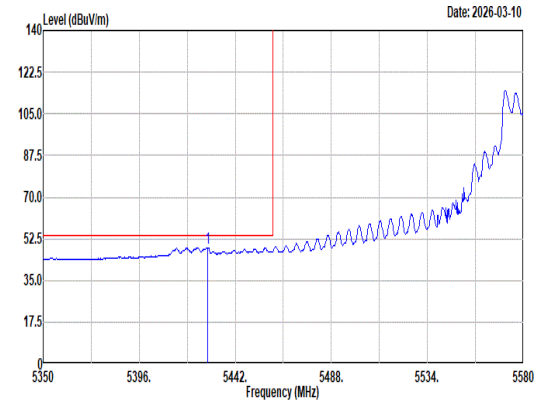 Site : 03CH15-HY Condition: AVG_BE(UNII)_B3 3m 9120D-02294_250606 VERTICAL : RBW:1000.000kHz VBW:0.680kHz SWT:Auto Freq Level Limit Line Margin Read Level Ant Factor Cable Loss Preamp Factor Aux Factor APos TPos Remark MHz dBuV/m dBuV/m dB dBuV dB/m dB dB dB cm deg 1 5428.89 48.73 54.00 -5.27 39.74 32.80 13.09 36.90 0.00 301 348 Average	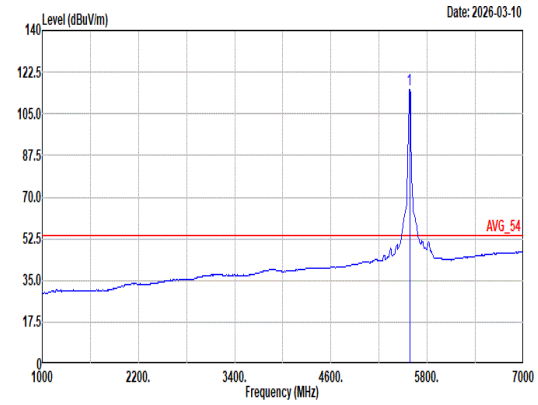 Site : 03CH15-HY Condition: AVG_54 3m 9120D-02294_250606 VERTICAL : RBW:1000.000kHz VBW:0.680kHz SWT:Auto Freq Level Limit Line Margin Read Level Ant Factor Cable Loss Preamp Factor Aux Factor APos TPos Remark MHz dBuV/m dBuV/m dB dBuV dB/m dB dB dB cm deg 1 5580.00 115.17 ------ ------ 105.94 32.96 13.16 36.89 0.00 301 348 Average

Mode	24	
	Band Edge - R	
	U-NII-2C_5.47-5.725_802.11be EHT20_CH116_Full RU_5580MHz	
ANT	DB 1+2+3+4 (CDD)	
Pol.	Vertical	Fundamental
Peak	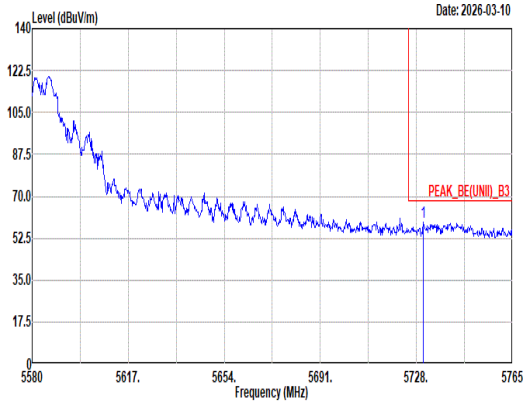 Site : 03CH15-HY Condition: PEAK_BE(UNII)_B3 3m 9120D-02294_250606 VERTICAL : RBW:1000.000kHz VBW:3000.000kHz SWT:Auto Freq Level Limit Line Margin Read Level Ant Factor Cable Loss Preamp Factor Aux Factor APos TPos Remark MHz dBuV/m dBuV/m dB dBuV dB/m dB dB dB cm deg 1 5730.78 59.27 68.20 -8.93 48.94 33.82 13.37 36.86 0.00 301 348 Peak	Blank

Mode	24	
	Harmonic	
	U-NII-2C_5.47-5.725_802.11be EHT20_CH116_Full RU_5580MHz	
ANT	DB 1+2+3+4 (CDD)	
Pol.	Horizontal	Vertical
Peak Avg	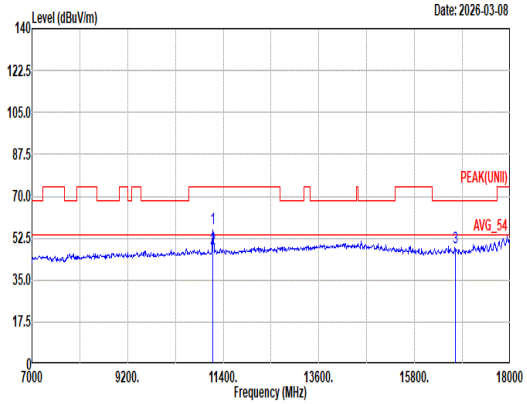 Site : 03CH15-HY Condition: PEAK(UNII) 3m 9120D-02294_250606 HORIZONTAL Freq Level Limit Line Margin Read Level Ant Factor Cable Loss Preamp Factor Aux Factor APos TPos Remark MHz dBuV/m dBuV/m dB dBuV dB/m dB dB dB cm deg 1 11160.00 56.74 74.00 -17.26 56.77 38.76 19.02 58.29 0.48 209 113 Peak 2 11160.00 48.32 54.00 -5.68 48.35 38.76 19.02 58.29 0.48 209 113 Average 3 16740.00 48.41 68.20 -19.79 45.71 38.26 23.55 59.56 0.45 -- -- Peak	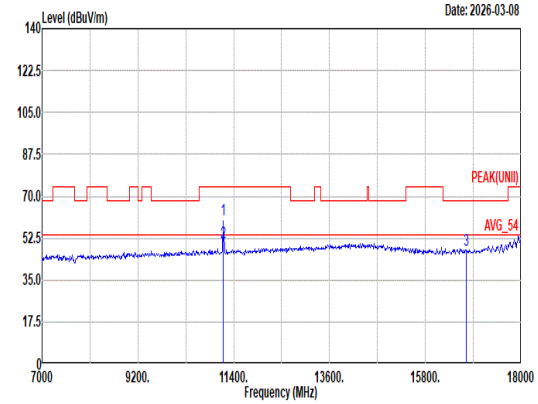 Site : 03CH15-HY Condition: PEAK(UNII) 3m 9120D-02294_250606 VERTICAL Freq Level Limit Line Margin Read Level Ant Factor Cable Loss Preamp Factor Aux Factor APos TPos Remark MHz dBuV/m dBuV/m dB dBuV dB/m dB dB dB cm deg 1 11160.00 60.43 74.00 -13.57 60.46 38.76 19.02 58.29 0.48 241 105 Peak 2 11160.00 50.88 54.00 -3.12 50.91 38.76 19.02 58.29 0.48 241 105 Average 3 16740.00 47.81 68.20 -20.39 45.11 38.26 23.55 59.56 0.45 -- -- Peak

Mode	24	
	Harmonic	
	U-NII-2C_5.47-5.725_802.11be EHT20_CH116_Full RU_5580MHz	
ANT	DB 1+2+3+4 (CDD)	
Pol.	Horizontal	Vertical
14.47G ~14.5G Avg	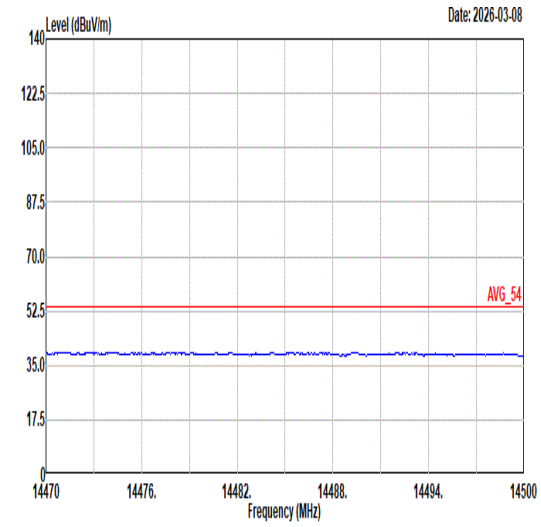 Site : 03CH15-HY Condition: AVG_54 3m 9120D-02294_250606 HORIZONTAL	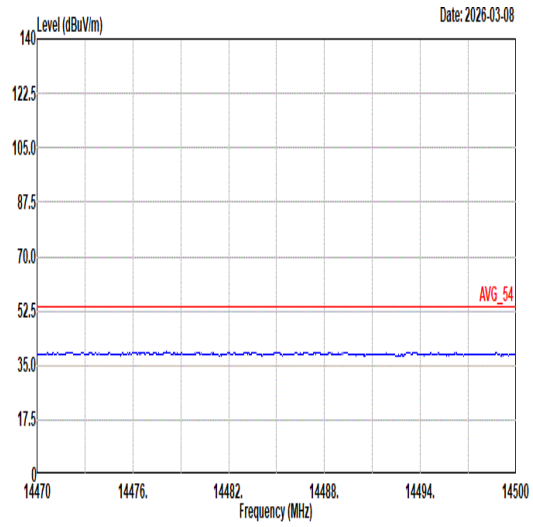 Site : 03CH15-HY Condition: AVG_54 3m 9120D-02294_250606 VERTICAL
17.7G ~18G Avg	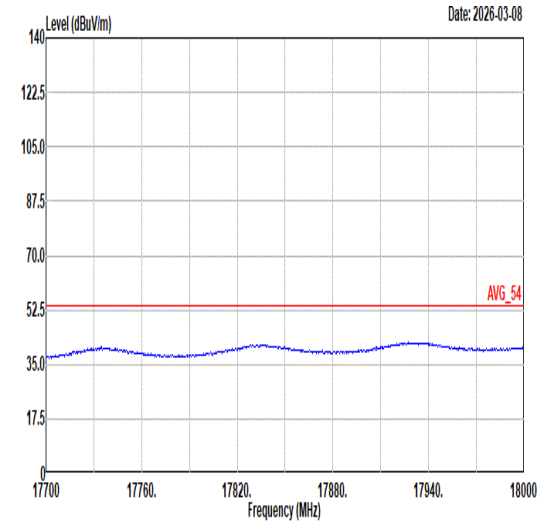 Site : 03CH15-HY Condition: AVG_54 3m 9120D-02294_250606 HORIZONTAL	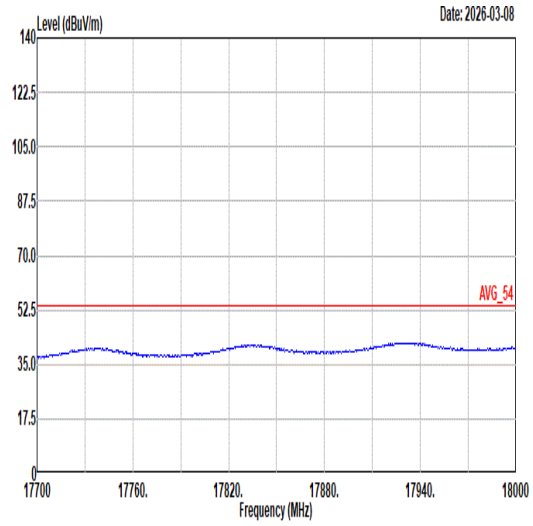 Site : 03CH15-HY Condition: AVG_54 3m 9120D-02294_250606 VERTICAL

Mode	25	
	Band Edge	
	U-NII-2C_5.47-5.725_802.11be EHT20_CH140_Full RU_5700MHz	
ANT	DB 1+2+3+4 (CDD)	
Pol.	Horizontal	Fundamental
Peak	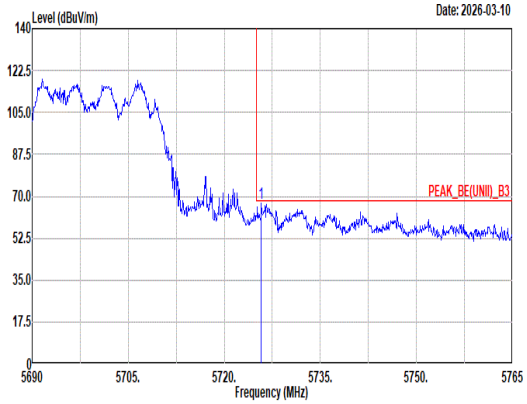 Site : 03CH15-HY Condition: PEAK_BE(UNII)_B3 3m 9120D-02294_250606 HORIZONTAL : RBW:1000.000kHz VBW:3000.000kHz SWT:Auto Freq Level Limit Line Margin Read Level Ant Factor Cable Loss Preamp Factor Aux Factor APos TPos Remark MHz dBuV/m dBuV/m dB dBuV dB/m dB dB dB cm deg 1 5725.78 67.21 68.20 -0.99 56.91 33.80 13.36 36.86 0.00 200 88 Peak	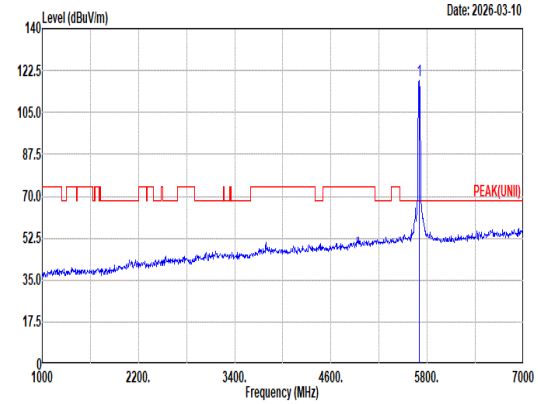 Site : 03CH15-HY Condition: PEAK(UNII) 3m 9120D-02294_250606 HORIZONTAL : RBW:1000.000kHz VBW:3000.000kHz SWT:Auto Freq Level Limit Line Margin Read Level Ant Factor Cable Loss Preamp Factor Aux Factor APos TPos Remark MHz dBuV/m dBuV/m dB dBuV dB/m dB dB dB cm deg 1 5700.00 118.25 ------ ------ 108.11 33.68 13.32 36.86 0.00 200 88 Peak
Avg	Blank	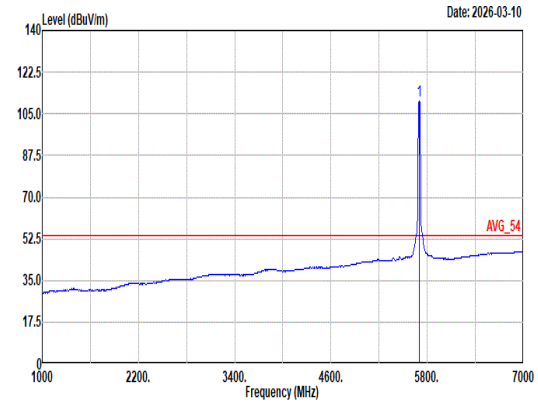 Site : 03CH15-HY Condition: AVG_54 3m 9120D-02294_250606 HORIZONTAL : RBW:1000.000kHz VBW:0.680kHz SWT:Auto Freq Level Limit Line Margin Read Level Ant Factor Cable Loss Preamp Factor Aux Factor APos TPos Remark MHz dBuV/m dBuV/m dB dBuV dB/m dB dB dB cm deg 1 5700.00 110.20 ------ ------ 100.06 33.68 13.32 36.86 0.00 200 88 Average

Mode	25	
	Band Edge	
	U-NII-2C_5.47-5.725_802.11be EHT20_CH140_Full RU_5700MHz	
ANT	DB 1+2+3+4 (CDD)	
Pol.	Vertical	Fundamental
Peak	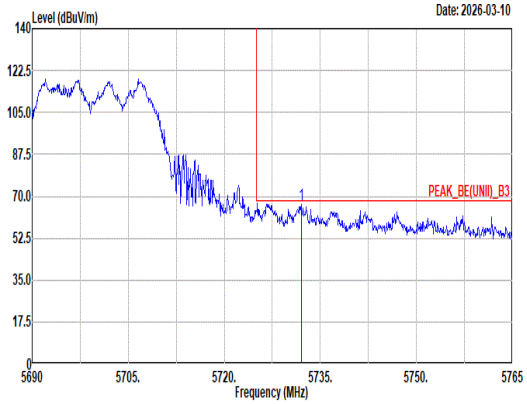 Site : 03CH15-HY Condition: PEAK_BE(UNII)_B3 3m 9120D-02294_250606 VERTICAL : RBW:1000.000kHz VBW:3000.000kHz SWT:Auto Freq Level Limit Line Margin Read Level Ant Factor Cable Loss Preamp Factor Aux Factor APos TPos Remark MHz dBuV/m dBuV/m dB dBuV dB/m dB dB dB cm deg 1 5732.00 66.71 68.20 -1.49 56.37 33.83 13.37 36.86 0.00 179 339 Peak	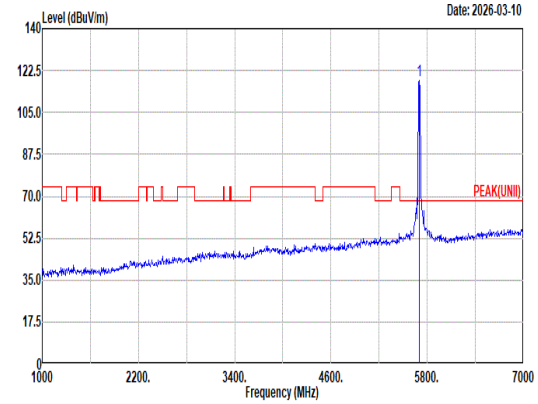 Site : 03CH15-HY Condition: PEAK(UNII) 3m 9120D-02294_250606 VERTICAL : RBW:1000.000kHz VBW:3000.000kHz SWT:Auto Freq Level Limit Line Margin Read Level Ant Factor Cable Loss Preamp Factor Aux Factor APos TPos Remark MHz dBuV/m dBuV/m dB dBuV dB/m dB dB dB cm deg 1 5700.00 118.44 ------ ------ 108.30 33.68 13.32 36.86 0.00 179 339 Peak
Avg	Blank	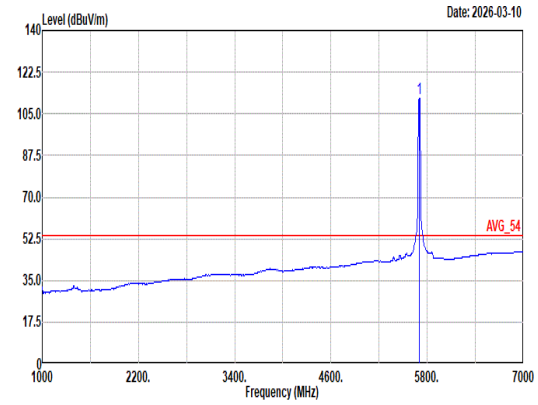 Site : 03CH15-HY Condition: AVG_54 3m 9120D-02294_250606 VERTICAL : RBW:1000.000kHz VBW:0.680kHz SWT:Auto Freq Level Limit Line Margin Read Level Ant Factor Cable Loss Preamp Factor Aux Factor APos TPos Remark MHz dBuV/m dBuV/m dB dBuV dB/m dB dB dB cm deg 1 5700.00 111.28 ------ ------ 101.06 33.74 13.34 36.86 0.00 179 339 Average

Mode	25	
	Harmonic	
	U-NII-2C_5.47-5.725_802.11be EHT20_CH140_Full RU_5700MHz	
ANT	DB 1+2+3+4 (CDD)	
Pol.	Horizontal	Vertical
Peak Avg	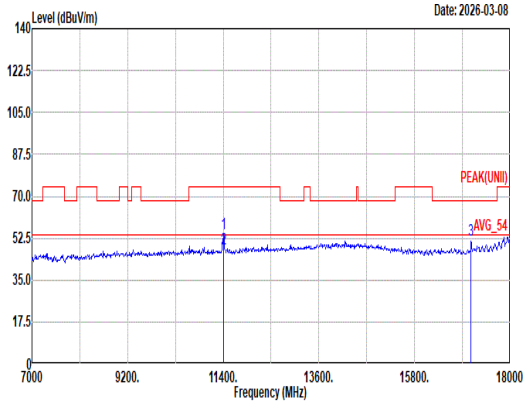 Site : 03CH15-HY Condition: PEAK(UNII) 3m 9120D-02294_250606 HORIZONTAL Freq Level Limit Line Margin Read Level Ant Factor Cable Loss Preamp Factor Aux Factor APos TPos Remark MHz dBuV/m dBuV/m dB dBuV dB/m dB dB dB cm deg 1 11400.00 54.21 74.00 -19.79 53.50 39.10 19.24 58.10 0.47 300 156 Peak 2 11400.00 47.83 54.00 -6.17 47.12 39.10 19.24 58.10 0.47 300 156 Average 3 17100.00 51.73 68.20 -16.47 49.24 38.20 23.81 59.99 0.47 298 139 Peak	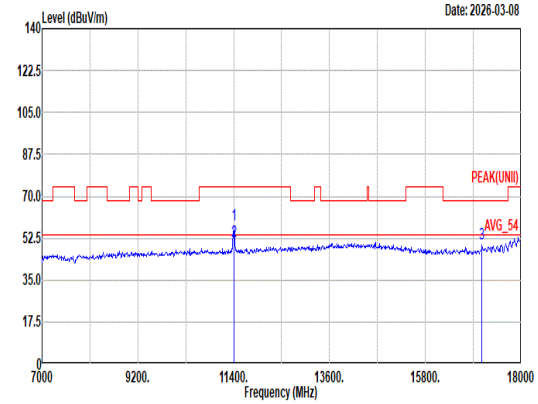 Site : 03CH15-HY Condition: PEAK(UNII) 3m 9120D-02294_250606 VERTICAL Freq Level Limit Line Margin Read Level Ant Factor Cable Loss Preamp Factor Aux Factor APos TPos Remark MHz dBuV/m dBuV/m dB dBuV dB/m dB dB dB cm deg 1 11400.00 57.86 74.00 -16.14 57.15 39.10 19.24 58.10 0.47 398 103 Peak 2 11400.00 51.49 54.00 -2.51 50.78 39.10 19.24 58.10 0.47 398 103 Average 3 17100.00 50.10 68.20 -18.10 47.61 38.20 23.81 59.99 0.47 400 86 Peak

Mode	25	
	Harmonic	
	U-NII-2C_5.47-5.725_802.11be EHT20_CH140_Full RU_5700MHz	
ANT	DB 1+2+3+4 (CDD)	
Pol.	Horizontal	Vertical
14.47G ~14.5G Avg	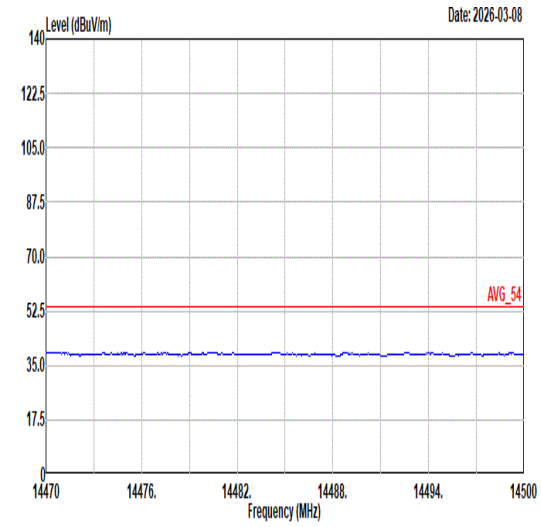 Site : 03CH15-HY Condition: AVG_54 3m 9120D-02294_250606 HORIZONTAL	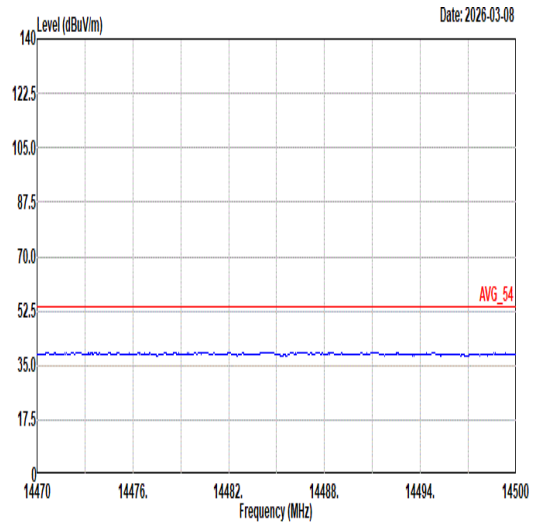 Site : 03CH15-HY Condition: AVG_54 3m 9120D-02294_250606 VERTICAL
17.7G ~18G Avg	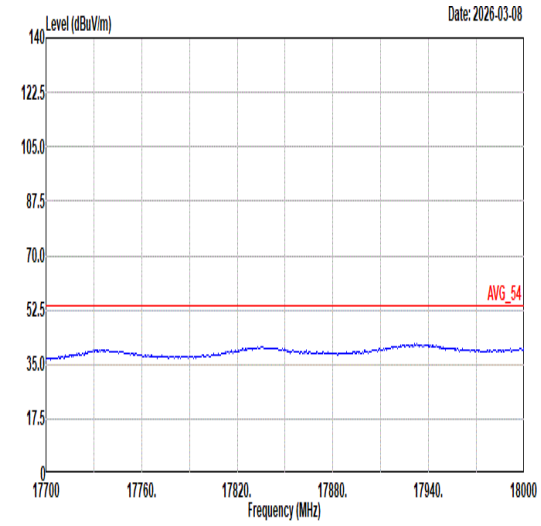 Site : 03CH15-HY Condition: AVG_54 3m 9120D-02294_250606 HORIZONTAL	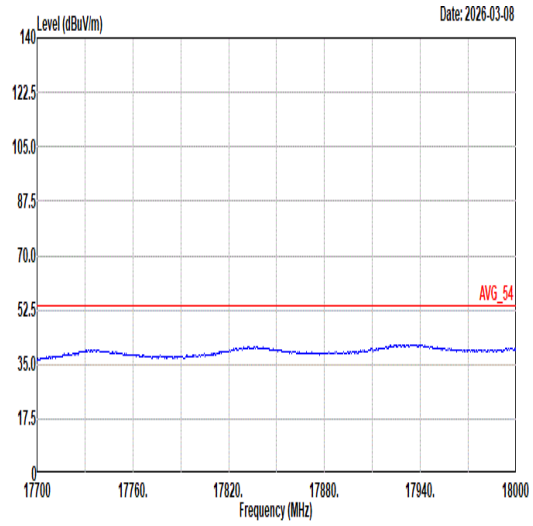 Site : 03CH15-HY Condition: AVG_54 3m 9120D-02294_250606 VERTICAL

Mode	26	
	Band Edge - L	
	U-NII-2C_5.47-5.725_802.11be EHT40_CH102_Full RU_5510MHz	
ANT	DB 1+2+3+4 (CDD)	
Pol.	Horizontal	Fundamental
Peak	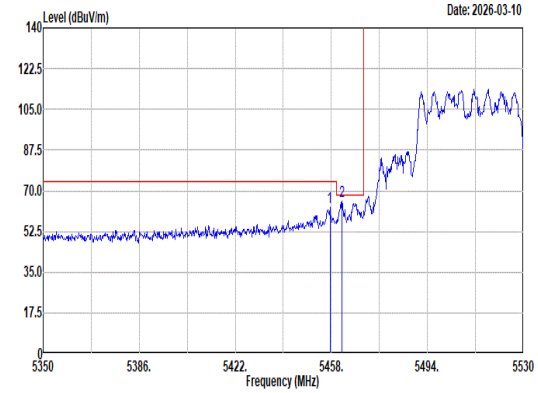 Site : 03CH15-HY Condition: PEAK_BE(UNII)_B3 3m 9120D-02294_250606 HORIZONTAL : RBW:1000.000kHz VBW:3000.000kHz SWT:Auto Freq Level Limit Line Margin Read Level Ant Factor Cable Loss Preamp Factor Aux Factor APos TPos Remark MHz dBuV/m dBuV/m dB dBuV dB/m dB dB dB cm deg 1 5457.46 63.09 74.00 -10.91 54.08 32.81 13.10 36.90 0.00 335 64 Peak 2 5461.96 65.71 68.20 -2.49 56.69 32.82 13.10 36.90 0.00 335 64 Peak	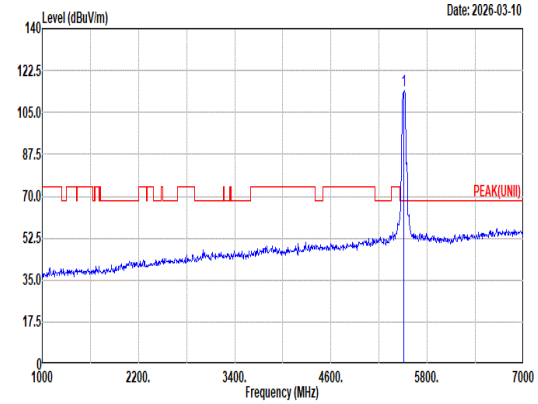 Site : 03CH15-HY Condition: PEAK(UNII) 3m 9120D-02294_250606 HORIZONTAL : RBW:1000.000kHz VBW:3000.000kHz SWT:Auto Freq Level Limit Line Margin Read Level Ant Factor Cable Loss Preamp Factor Aux Factor APos TPos Remark MHz dBuV/m dBuV/m dB dBuV dB/m dB dB dB cm deg 1 5510.00 113.86 ------ ------ 104.69 32.94 13.13 36.90 0.00 335 64 Peak
Avg	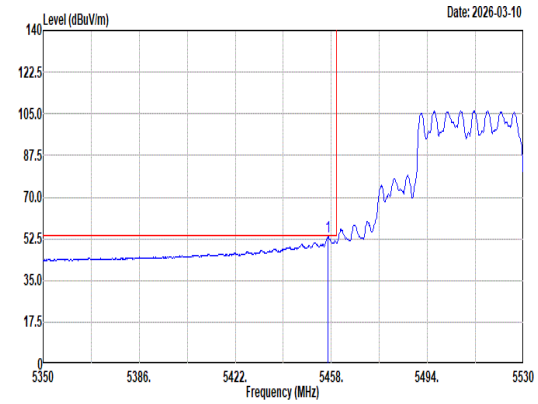 Site : 03CH15-HY Condition: AVG_BE(UNII)_B3 3m 9120D-02294_250606 HORIZONTAL : RBW:1000.000kHz VBW:1.300kHz SWT:Auto Freq Level Limit Line Margin Read Level Ant Factor Cable Loss Preamp Factor Aux Factor APos TPos Remark MHz dBuV/m dBuV/m dB dBuV dB/m dB dB dB cm deg 1 5456.74 53.36 54.00 -0.64 44.35 32.81 13.10 36.90 0.00 335 64 Average	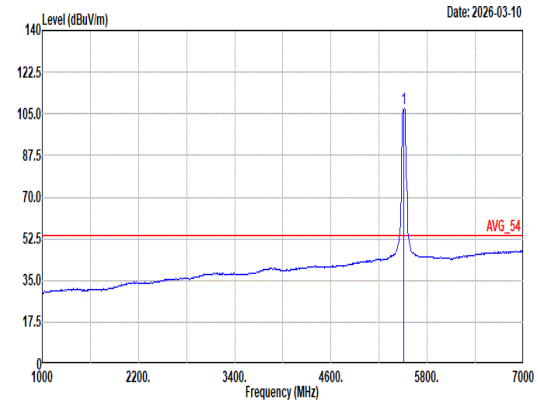 Site : 03CH15-HY Condition: AVG_54 3m 9120D-02294_250606 HORIZONTAL : RBW:1000.000kHz VBW:1.300kHz SWT:Auto Freq Level Limit Line Margin Read Level Ant Factor Cable Loss Preamp Factor Aux Factor APos TPos Remark MHz dBuV/m dBuV/m dB dBuV dB/m dB dB dB cm deg 1 5510.00 107.03 ------ ------ 97.86 32.94 13.13 36.90 0.00 335 64 Average

Mode	26	
	Band Edge - R	
	U-NII-2C_5.47-5.725_802.11be EHT40_CH102_Full RU_5510MHz	
ANT	DB 1+2+3+4 (CDD)	
Pol.	Horizontal	Fundamental
Peak	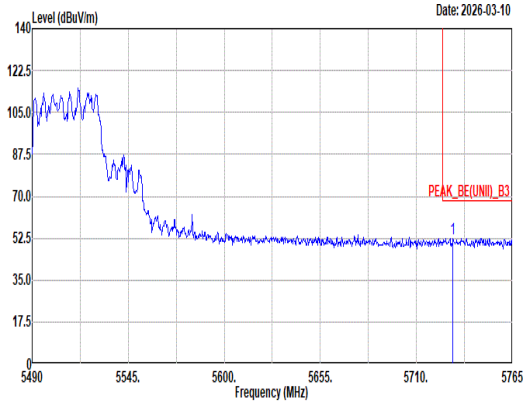 Site : 03CH15-HY Condition: PEAK_BE(UNII)_B3 3m 9120D-02294_250606 HORIZONTAL : RBW:1000.000kHz VBW:3000.000kHz SWT:Auto Freq Level Limit Line Margin Read Level Ant Factor Cable Loss Preamp Factor Aux Factor APos TPos Remark MHz dBuV/m dBuV/m dB dBuV dB/m dB dB dB cm deg 1 5730.90 52.49 68.20 -15.71 42.16 33.82 13.37 36.86 0.00 335 64 Peak	Blank

Mode	26	
	Band Edge - L	
	U-NII-2C_5.47-5.725_802.11be EHT40_CH102_Full RU_5510MHz	
ANT	DB 1+2+3+4 (CDD)	
Pol.	Vertical	Fundamental
Peak	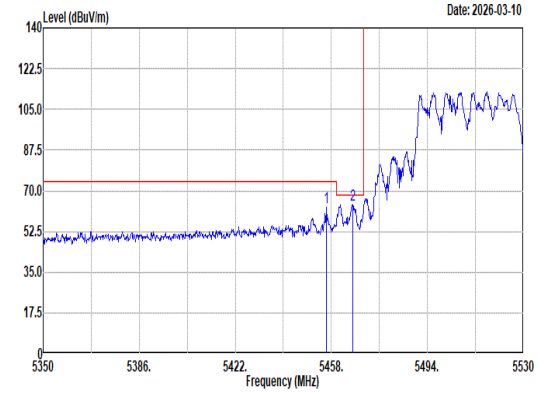 Site : 03CH15-HY Condition: PEAK_BE(UNII)_B3 3m 9120D-02294_250606 VERTICAL : RBW:1000.000kHz VBW:3000.000kHz SWT:Auto Freq Level Limit Line Margin Read Level Ant Factor Cable Loss Preamp Factor Aux Factor APos TPos Remark MHz dBuV/m dBuV/m dB dBuV dB/m dB dB dB cm deg 1 5456.20 62.65 74.00 -11.35 53.64 32.81 13.10 36.90 0.00 335 353 Peak 2 5466.10 63.84 68.20 -4.36 54.80 32.83 13.11 36.90 0.00 335 353 Peak	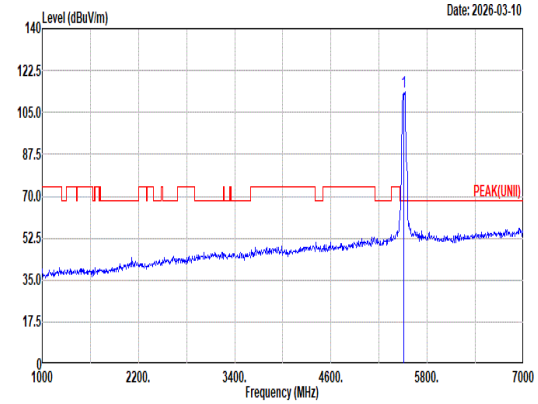 Site : 03CH15-HY Condition: PEAK(UNII) 3m 9120D-02294_250606 VERTICAL : RBW:1000.000kHz VBW:3000.000kHz SWT:Auto Freq Level Limit Line Margin Read Level Ant Factor Cable Loss Preamp Factor Aux Factor APos TPos Remark MHz dBuV/m dBuV/m dB dBuV dB/m dB dB dB cm deg 1 5510.00 113.34 ------ ------ 104.15 32.95 13.14 36.90 0.00 335 353 Peak
Avg	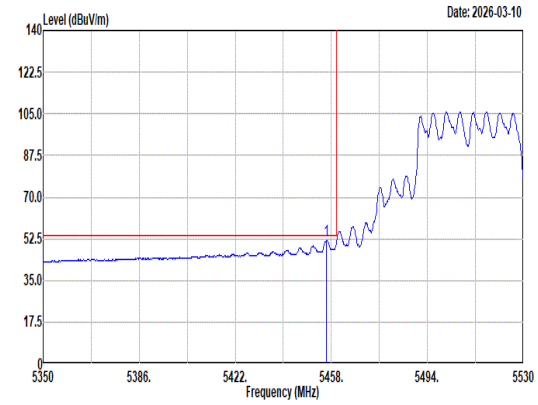 Site : 03CH15-HY Condition: AVG_BE(UNII)_B3 3m 9120D-02294_250606 VERTICAL : RBW:1000.000kHz VBW:1.300kHz SWT:Auto Freq Level Limit Line Margin Read Level Ant Factor Cable Loss Preamp Factor Aux Factor APos TPos Remark MHz dBuV/m dBuV/m dB dBuV dB/m dB dB dB cm deg 1 5456.02 51.85 54.00 -2.15 42.84 32.81 13.10 36.90 0.00 335 353 Average	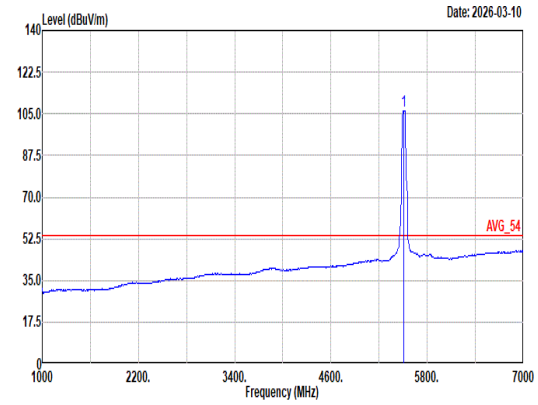 Site : 03CH15-HY Condition: AVG_54 3m 9120D-02294_250606 VERTICAL : RBW:1000.000kHz VBW:1.300kHz SWT:Auto Freq Level Limit Line Margin Read Level Ant Factor Cable Loss Preamp Factor Aux Factor APos TPos Remark MHz dBuV/m dBuV/m dB dBuV dB/m dB dB dB cm deg 1 5510.00 106.44 ------ ------ 97.30 32.91 13.13 36.90 0.00 335 353 Average

Mode	26	
	Band Edge - R	
	U-NII-2C_5.47-5.725_802.11be EHT40_CH102_Full RU_5510MHz	
ANT	DB 1+2+3+4 (CDD)	
Pol.	Vertical	Fundamental
Peak	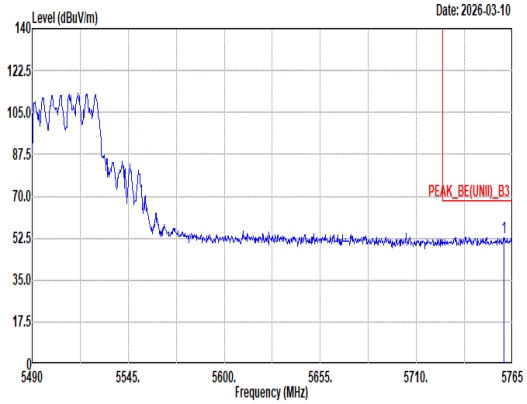 Site : 03CH15-HY Condition: PEAK_BE(UNII)_B3 3m 9120D-02294_250606 VERTICAL : RBW:1000.000kHz VBW:3000.000kHz SWT:Auto Freq Level Limit Line Margin Read Level Ant Factor Cable Loss Preamp Factor Aux Factor APos TPos Remark MHz dBuV/m dBuV/m dB dBuV dB/m dB dB dB cm deg 1 5760.05 52.90 68.20 -15.30 42.40 33.94 13.41 36.85 0.00 335 353 Peak	Blank

Mode	26	
	Harmonic	
	U-NII-2C_5.47-5.725_802.11be EHT40_CH102_Full RU_5510MHz	
ANT	DB 1+2+3+4 (CDD)	
Pol.	Horizontal	Vertical
Peak Avg	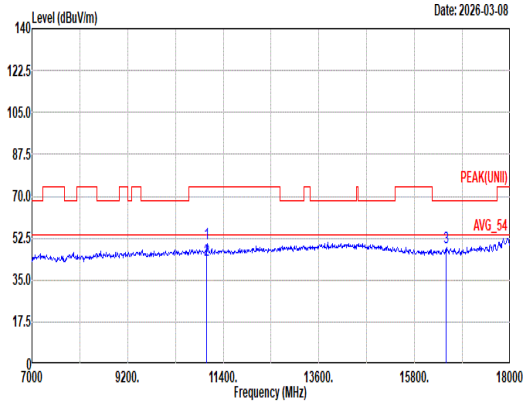 Site : 03CH15-HY Condition: PEAK(UNII) 3m 9120D-02294_250606 HORIZONTAL Freq Level Limit Line Margin Read Level Ant Factor Cable Loss Preamp Factor Aux Factor APos TPos Remark MHz dBuV/m dBuV/m dB dBuV dB/m dB dB dB cm deg 1 11020.00 49.96 74.00 -24.04 50.28 38.70 18.89 58.39 0.48 184 113 Peak 2 11020.00 43.18 54.00 -10.82 43.50 38.70 18.89 58.39 0.48 184 113 Average 3 16530.00 48.49 68.20 -19.71 45.79 38.10 23.39 59.23 0.44 -- -- Peak	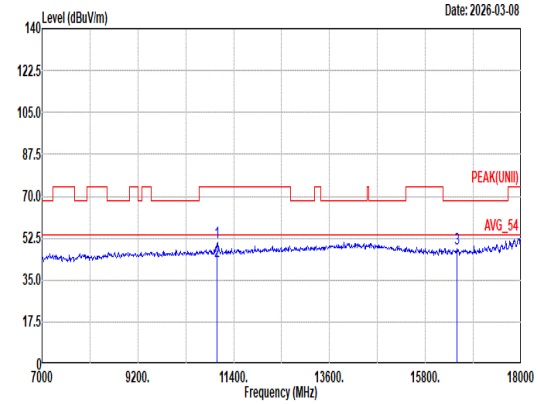 Site : 03CH15-HY Condition: PEAK(UNII) 3m 9120D-02294_250606 VERTICAL Freq Level Limit Line Margin Read Level Ant Factor Cable Loss Preamp Factor Aux Factor APos TPos Remark MHz dBuV/m dBuV/m dB dBuV dB/m dB dB dB cm deg 1 11020.00 50.50 74.00 -23.50 50.82 38.70 18.89 58.39 0.48 113 107 Peak 2 11020.00 42.84 54.00 -11.16 43.16 38.70 18.89 58.39 0.48 113 107 Average 3 16530.00 48.23 68.20 -19.97 45.53 38.10 23.39 59.23 0.44 -- -- Peak

Mode	26	
	Harmonic	
	U-NII-2C_5.47-5.725_802.11be EHT40_CH102_Full RU_5510MHz	
ANT	DB 1+2+3+4 (CDD)	
Pol.	Horizontal	Vertical
14.47G ~14.5G Avg	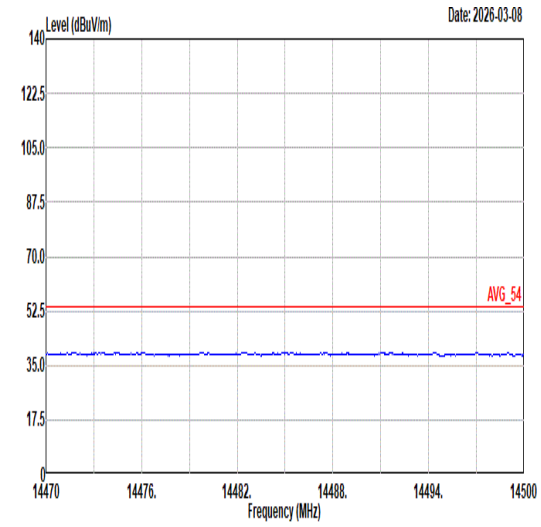 Site : 03CH15-HY Condition: AVG_54 3m 9120D-02294_250606 HORIZONTAL	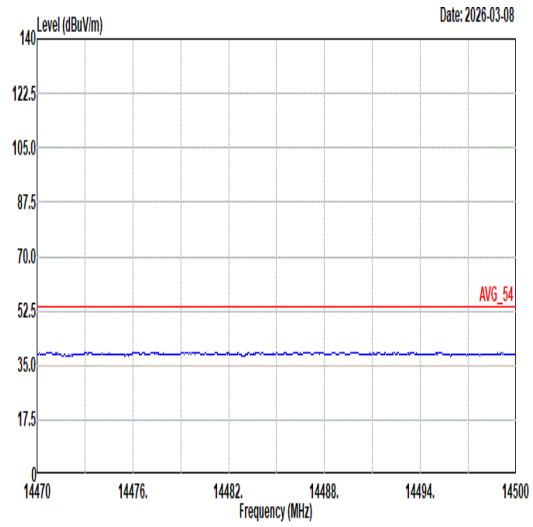 Site : 03CH15-HY Condition: AVG_54 3m 9120D-02294_250606 VERTICAL
17.7G ~18G Avg	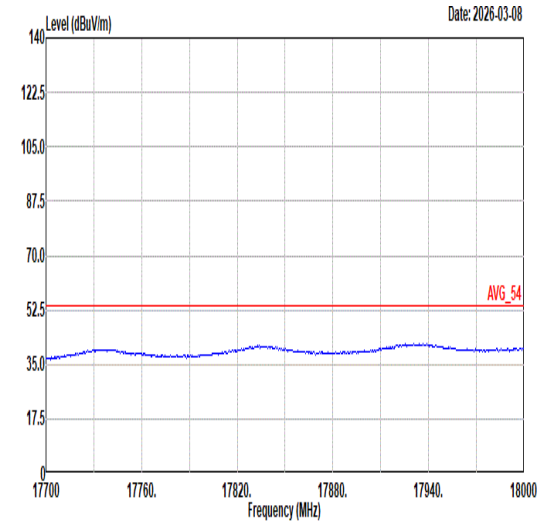 Site : 03CH15-HY Condition: AVG_54 3m 9120D-02294_250606 HORIZONTAL	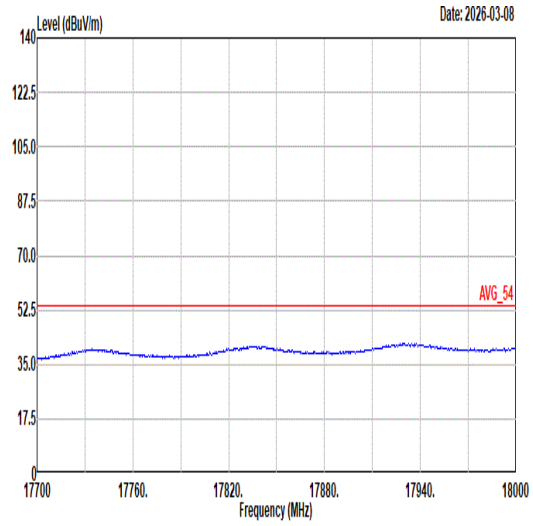 Site : 03CH15-HY Condition: AVG_54 3m 9120D-02294_250606 VERTICAL

Mode	27	
	Band Edge - L	
	U-NII-2C_5.47-5.725_802.11be EHT40_CH110_Full RU_5550MHz	
ANT	DB 1+2+3+4 (CDD)	
Pol.	Horizontal	Fundamental
Peak	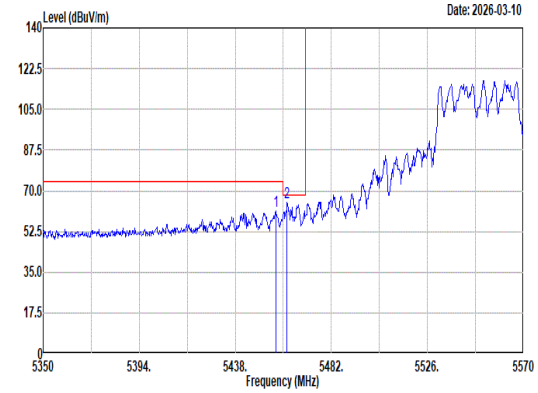 Site : 03CH15-HY Condition: PEAK_BE(UNII)_B3 3m 9120D-02294_250606 HORIZONTAL : RBW:1000.000kHz VBW:3000.000kHz SWT:Auto Freq Level Limit Line Margin Read Level Ant Factor Cable Loss Preamp Factor Aux Factor APos TPos Remark MHz dBuV/m dBuV/m dB dBuV dB/m dB dB dB cm deg 1 5456.48 61.45 74.00 -12.55 52.44 32.81 13.10 36.90 0.00 206 92 Peak 2 5461.76 64.93 68.20 -3.27 55.91 32.82 13.10 36.90 0.00 206 92 Peak	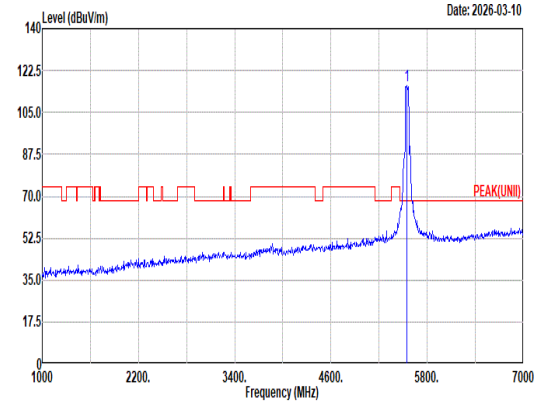 Site : 03CH15-HY Condition: PEAK(UNII) 3m 9120D-02294_250606 HORIZONTAL : RBW:1000.000kHz VBW:3000.000kHz SWT:Auto Freq Level Limit Line Margin Read Level Ant Factor Cable Loss Preamp Factor Aux Factor APos TPos Remark MHz dBuV/m dBuV/m dB dBuV dB/m dB dB dB cm deg 1 5550.00 116.26 ------ ------ 107.02 32.98 13.15 36.89 0.00 206 92 Peak
Avg	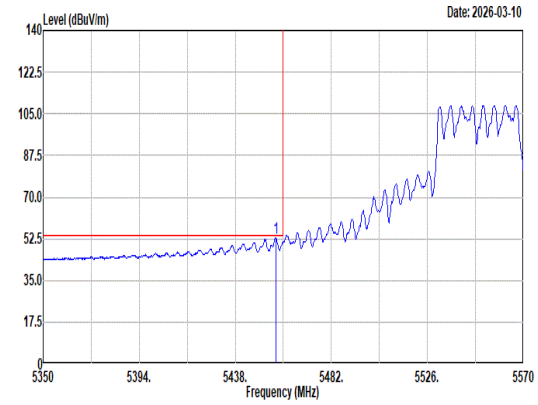 Site : 03CH15-HY Condition: AVG_BE(UNII)_B3 3m 9120D-02294_250606 HORIZONTAL : RBW:1000.000kHz VBW:1.300kHz SWT:Auto Freq Level Limit Line Margin Read Level Ant Factor Cable Loss Preamp Factor Aux Factor APos TPos Remark MHz dBuV/m dBuV/m dB dBuV dB/m dB dB dB cm deg 1 5456.48 52.95 54.00 -1.05 43.94 32.81 13.10 36.90 0.00 206 92 Average	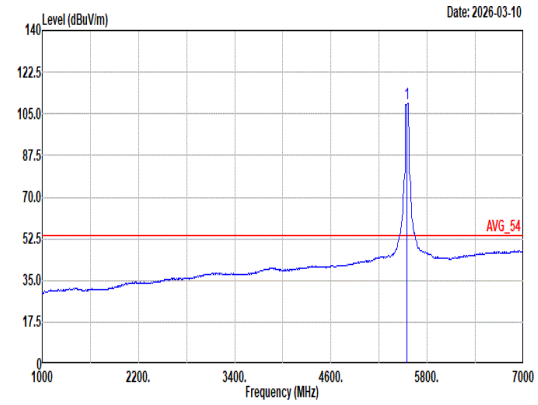 Site : 03CH15-HY Condition: AVG_54 3m 9120D-02294_250606 HORIZONTAL : RBW:1000.000kHz VBW:1.300kHz SWT:Auto Freq Level Limit Line Margin Read Level Ant Factor Cable Loss Preamp Factor Aux Factor APos TPos Remark MHz dBuV/m dBuV/m dB dBuV dB/m dB dB dB cm deg 1 5550.00 109.33 ------ ------ 100.08 32.99 13.15 36.89 0.00 206 92 Average

Mode	27	
	Band Edge - R	
	U-NII-2C_5.47-5.725_802.11be EHT40_CH110_Full RU_5550MHz	
ANT	DB 1+2+3+4 (CDD)	
Pol.	Horizontal	Fundamental
Peak	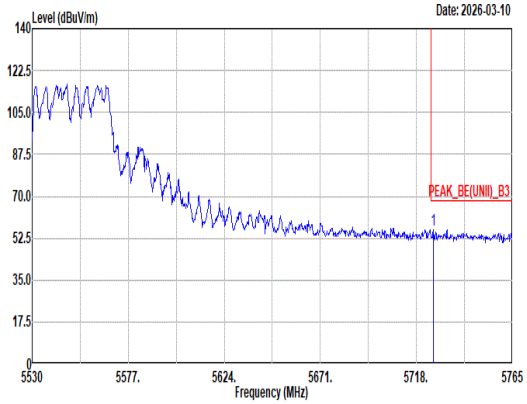 Site : 03CH15-HY Condition: PEAK_BE(UNII)_B3 3m 9120D-02294_250606 HORIZONTAL : RBW:1000.000kHz VBW:3000.000kHz SWT:Auto Freq Level Limit Line Margin Read Level Ant Factor Cable Loss Preamp Factor Aux Factor APos TPos Remark MHz dBuV/m dBuV/m dB dBuV dB/m dB dB dB cm deg 1 5726.46 56.06 68.20 -12.14 45.75 33.81 13.36 36.86 0.00 206 92 Peak	Blank

Mode	27	
	Band Edge - L	
	U-NII-2C_5.47-5.725_802.11be EHT40_CH110_Full RU_5550MHz	
ANT	DB 1+2+3+4 (CDD)	
Pol.	Vertical	Fundamental
Peak	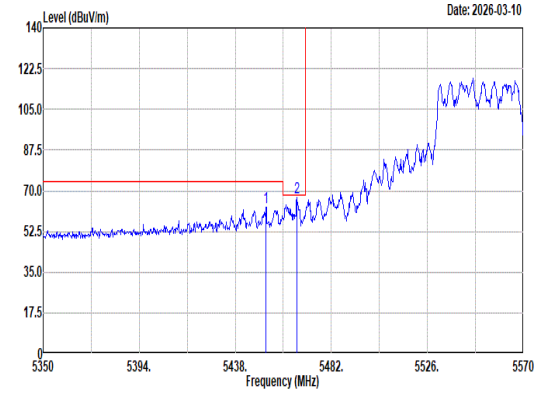 Site : 03CH15-HY Condition: PEAK_BE(UNII)_B3 3m 9120D-02294_250606 VERTICAL : RBW:1000.000kHz VBW:3000.000kHz SWT:Auto 1 5452.08 62.84 74.00 -11.16 53.84 32.80 13.10 36.90 0.00 300 345 Peak 2 5466.16 66.91 68.20 -1.29 57.87 32.83 13.11 36.90 0.00 300 345 Peak	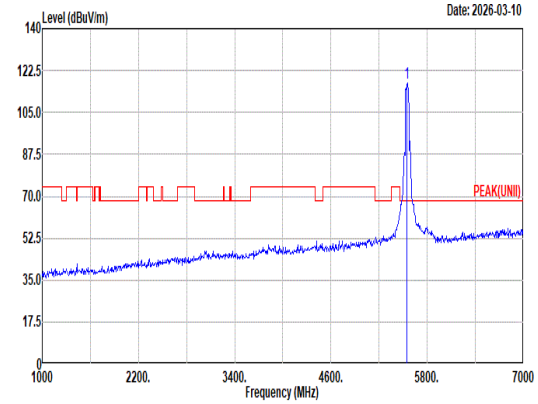 Site : 03CH15-HY Condition: PEAK(UNII) 3m 9120D-02294_250606 VERTICAL : RBW:1000.000kHz VBW:3000.000kHz SWT:Auto 1 5550.00 117.23 ------ ------ 107.98 32.99 13.15 36.89 0.00 300 345 Peak
Avg	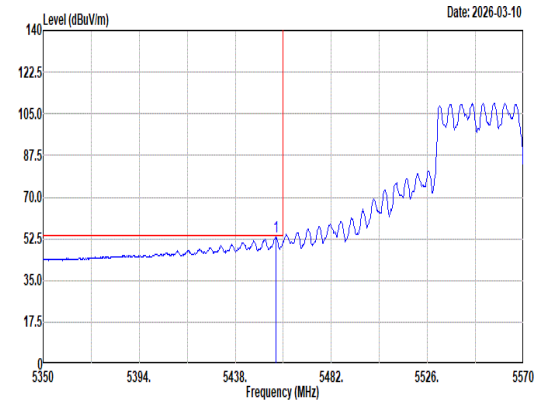 Site : 03CH15-HY Condition: AVG_BE(UNII)_B3 3m 9120D-02294_250606 VERTICAL : RBW:1000.000kHz VBW:1.300kHz SWT:Auto 1 5456.48 53.15 54.00 -0.85 44.14 32.81 13.10 36.90 0.00 300 345 Average	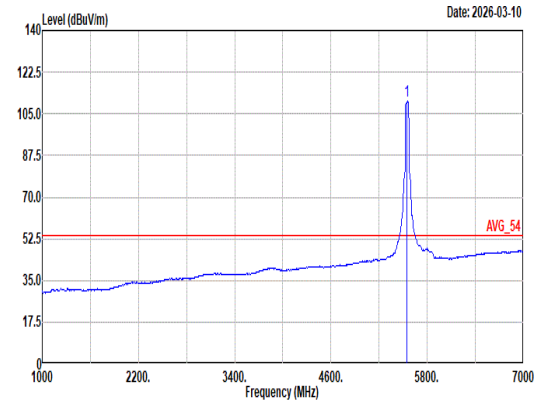 Site : 03CH15-HY Condition: AVG_54 3m 9120D-02294_250606 VERTICAL : RBW:1000.000kHz VBW:1.300kHz SWT:Auto 1 5550.00 110.16 ------ ------ 100.91 32.99 13.15 36.89 0.00 300 345 Average

Mode	27	
	Band Edge - R	
	U-NII-2C_5.47-5.725_802.11be EHT40_CH110_Full RU_5550MHz	
ANT	DB 1+2+3+4 (CDD)	
Pol.	Vertical	Fundamental
Peak	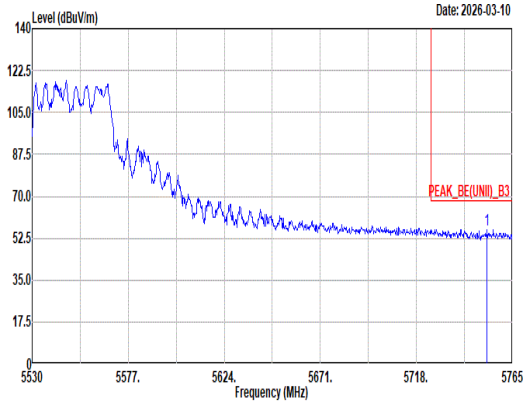 Site : 03CH15-HY Condition: PEAK_BE(UNII)_B3 3m 9120D-02294_250606 VERTICAL : RBW:1000.000kHz VBW:3000.000kHz SWT:Auto Freq Level Limit Line Margin Read Level Ant Factor Cable Loss Preamp Factor Aux Factor APos TPos Remark MHz dBuV/m dBuV/m dB dBuV dB/m dB dB dB cm deg 1 5752.55 56.01 68.20 -12.19 45.55 33.91 13.40 36.85 0.00 300 345 Peak	Blank

Mode	27	
	Harmonic	
	U-NII-2C_5.47-5.725_802.11be EHT40_CH110_Full RU_5550MHz	
ANT	DB 1+2+3+4 (CDD)	
Pol.	Horizontal	Vertical
Peak Avg	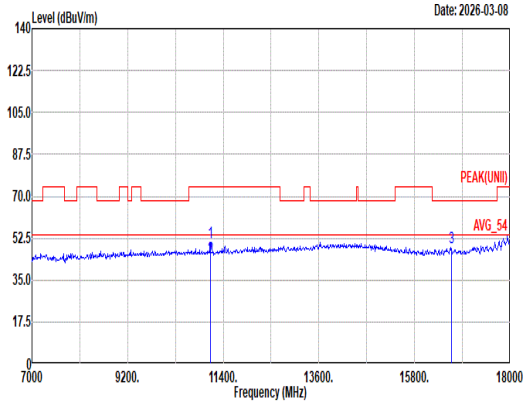 Site : 03CH15-HY Condition: PEAK(UNII) 3m 9120D-02294_250606 HORIZONTAL Freq Level Limit Line Margin Read Level Ant Factor Cable Loss Preamp Factor Aux Factor APos TPos Remark MHz dBuV/m dBuV/m dB dBuV dB/m dB dB dB cm deg 1 11100.00 50.78 74.00 -23.22 50.97 38.70 18.96 58.33 0.48 200 114 Peak 2 11100.00 44.17 54.00 -9.83 44.36 38.70 18.96 58.33 0.48 200 114 Average 3 16650.00 48.41 68.20 -19.79 45.70 38.20 23.48 59.42 0.45 -- -- Peak	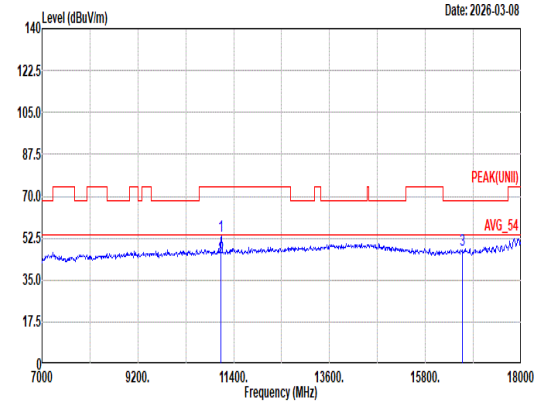 Site : 03CH15-HY Condition: PEAK(UNII) 3m 9120D-02294_250606 VERTICAL Freq Level Limit Line Margin Read Level Ant Factor Cable Loss Preamp Factor Aux Factor APos TPos Remark MHz dBuV/m dBuV/m dB dBuV dB/m dB dB dB cm deg 1 11100.00 53.11 74.00 -20.89 53.30 38.70 18.96 58.33 0.48 103 114 Peak 2 11100.00 44.42 54.00 -9.58 44.61 38.70 18.96 58.33 0.48 103 114 Average 3 16650.00 47.64 68.20 -20.56 44.93 38.20 23.48 59.42 0.45 -- -- Peak

Mode	27	
	Harmonic	
	U-NII-2C_5.47-5.725_802.11be EHT40_CH110_Full RU_5550MHz	
ANT	DB 1+2+3+4 (CDD)	
Pol.	Horizontal	Vertical
14.47G ~14.5G Avg	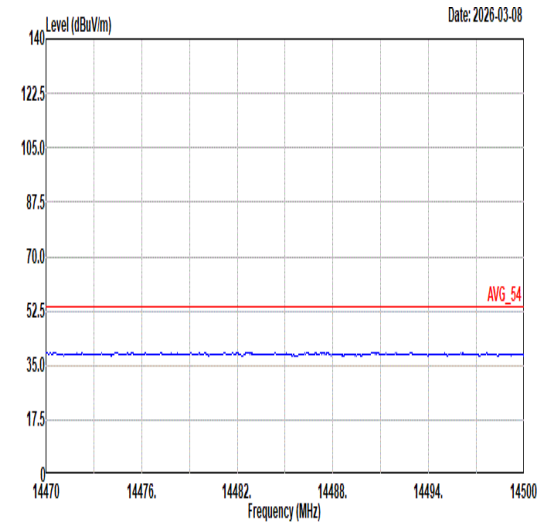 Site : 03CH15-HY Condition: AVG_54 3m 9120D-02294_250606 HORIZONTAL	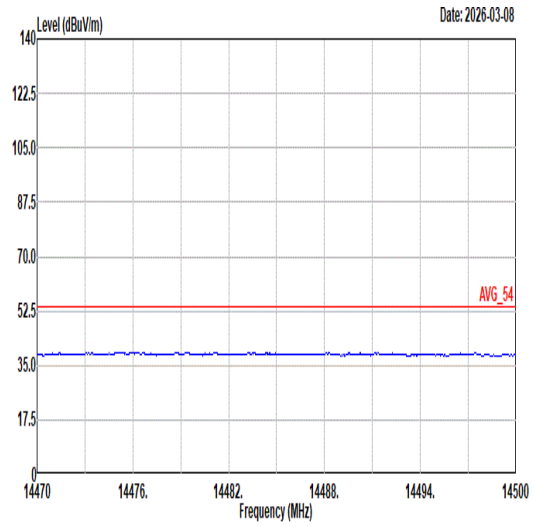 Site : 03CH15-HY Condition: AVG_54 3m 9120D-02294_250606 VERTICAL
17.7G ~18G Avg	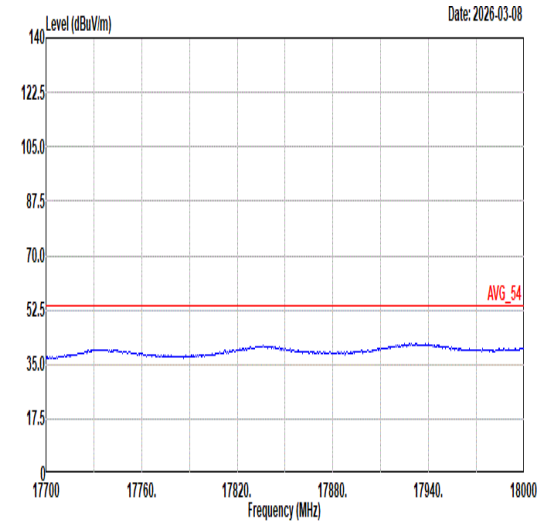 Site : 03CH15-HY Condition: AVG_54 3m 9120D-02294_250606 HORIZONTAL	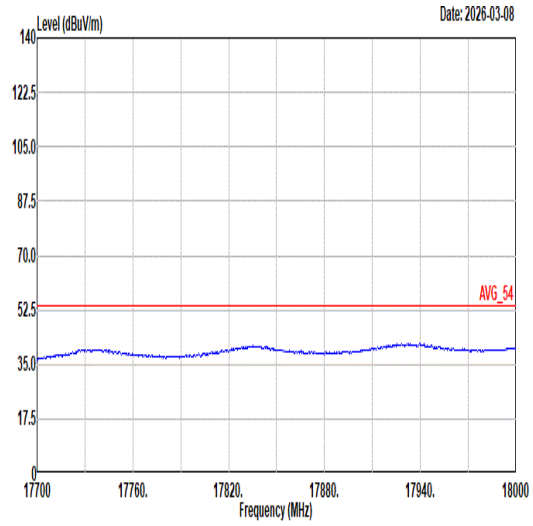 Site : 03CH15-HY Condition: AVG_54 3m 9120D-02294_250606 VERTICAL

Mode	28	
	Band Edge - L	
	U-NII-2C_5.47-5.725_802.11be EHT40_CH134_Full RU_5670MHz	
ANT	DB 1+2+3+4 (CDD)	
Pol.	Horizontal	Fundamental
Peak	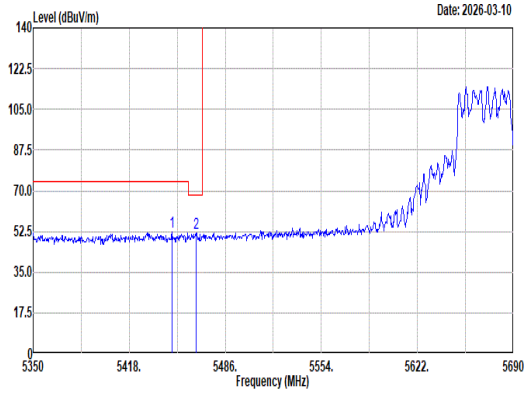 Site : 03CH15-HY Condition: PEAK_BE(UNII)_B3 3m 9120D-02294_250606 HORIZONTAL : RBW:1000.000kHz VBW:3000.000kHz SWT:Auto 1 5448.26 52.37 74.00 -21.63 43.37 32.80 13.10 36.90 0.00 180 92 Peak 2 5465.60 51.63 68.20 -16.57 42.59 32.83 13.11 36.90 0.00 180 92 Peak	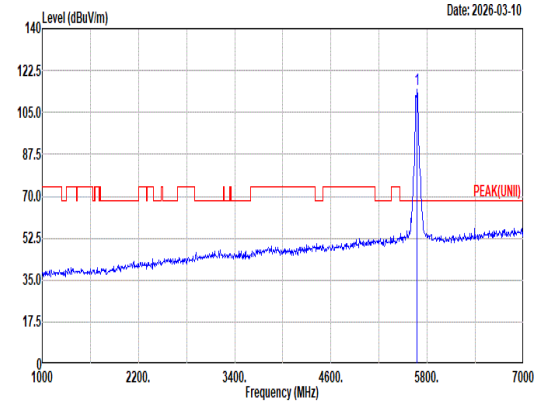 Site : 03CH15-HY Condition: PEAK(UNII) 3m 9120D-02294_250606 HORIZONTAL : RBW:1000.000kHz VBW:3000.000kHz SWT:Auto 1 5670.00 114.86 ------ ------ 105.00 33.44 13.29 36.87 0.00 180 92 Peak
Avg	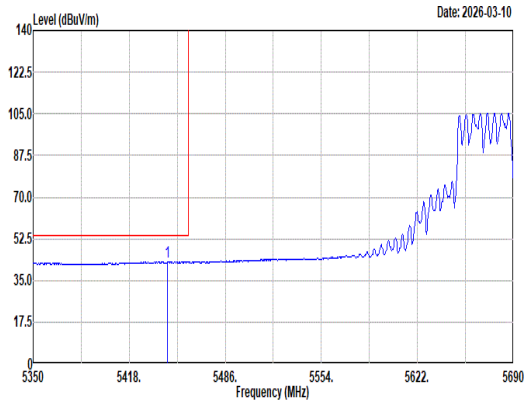 Site : 03CH15-HY Condition: AVG_BE(UNII)_B3 3m 9120D-02294_250606 HORIZONTAL : RBW:1000.000kHz VBW:1.300kHz SWT:Auto 1 5444.86 42.88 54.00 -11.12 33.89 32.80 13.09 36.90 0.00 180 92 Average	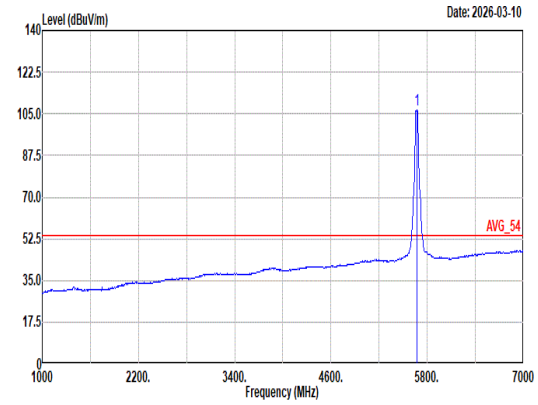 Site : 03CH15-HY Condition: AVG_54 3m 9120D-02294_250606 HORIZONTAL : RBW:1000.000kHz VBW:1.300kHz SWT:Auto 1 5670.00 106.57 ------ ------ 96.71 33.44 13.29 36.87 0.00 180 92 Average

Mode	28	
	Band Edge - R	
	U-NII-2C_5.47-5.725_802.11be EHT40_CH134_Full RU_5670MHz	
ANT	DB 1+2+3+4 (CDD)	
Pol.	Horizontal	Fundamental
Peak	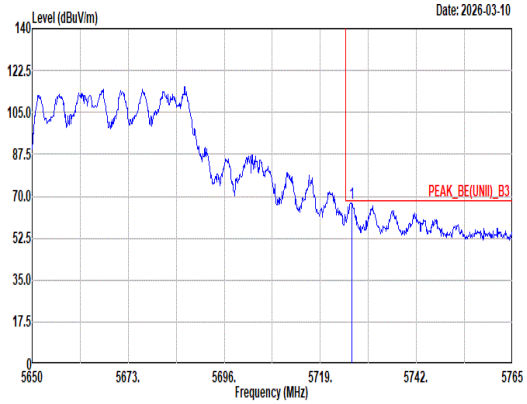 Site : 03CH15-HY Condition: PEAK_BE(UNII)_B3 3m 9120D-02294_250606 HORIZONTAL : RBW:1000.000kHz VBW:3000.000kHz SWT:Auto Freq Level Limit Line Margin Read Level Ant Factor Cable Loss Preamp Factor Aux Factor APos TPos Remark MHz dBuV/m dBuV/m dB dBuV dB/m dB dB dB cm deg 1 5726.48 67.31 68.20 -0.89 57.00 33.81 13.36 36.86 0.00 180 92 Peak	Blank

Mode	28	
	Band Edge - L	
	U-NII-2C_5.47-5.725_802.11be EHT40_CH134_Full RU_5670MHz	
ANT	DB 1+2+3+4 (CDD)	
Pol.	Vertical	Fundamental
Peak	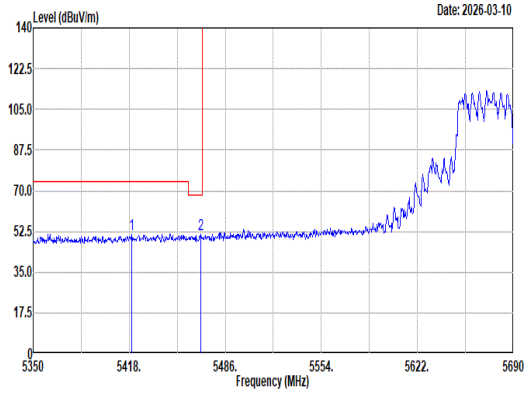 Site : 03CH15-HY Condition: PEAK_BE(UNII)_B3 3m 9120D-02294_250606 VERTICAL : RBW:1000.000kHz VBW:3000.000kHz SWT:Auto Freq Level Limit Line Margin Read Level Ant Factor Cable Loss Preamp Factor Aux Factor APos TPos Remark MHz dBuV/m dBuV/m dB dBuV dB/m dB dB dB cm deg 1 5419.70 51.27 74.00 -22.73 42.29 32.80 13.08 36.90 0.00 334 360 Peak 2 5468.66 51.42 68.20 -16.78 42.37 32.84 13.11 36.90 0.00 334 360 Peak	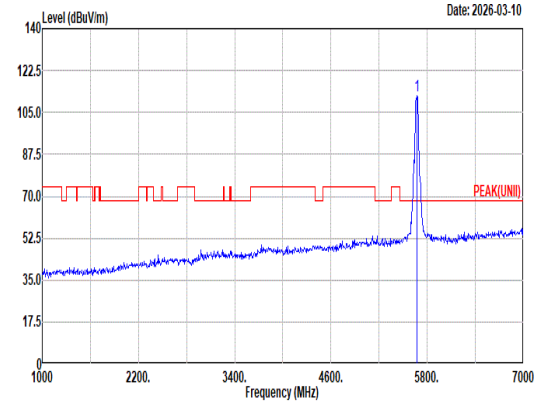 Site : 03CH15-HY Condition: PEAK(UNII) 3m 9120D-02294_250606 VERTICAL : RBW:1000.000kHz VBW:3000.000kHz SWT:Auto Freq Level Limit Line Margin Read Level Ant Factor Cable Loss Preamp Factor Aux Factor APos TPos Remark MHz dBuV/m dBuV/m dB dBuV dB/m dB dB dB cm deg 1 5670.00 112.16 ------ ------ 102.30 33.44 13.29 36.87 0.00 334 360 Peak
Avg	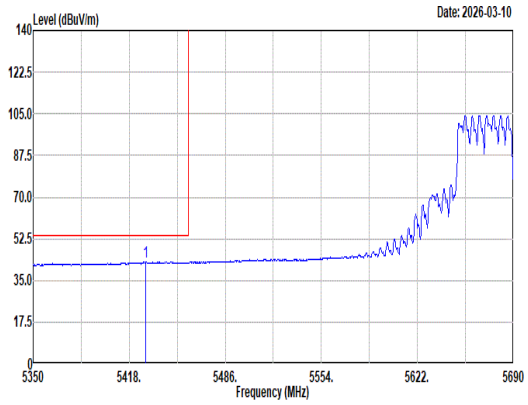 Site : 03CH15-HY Condition: AVG_BE(UNII)_B3 3m 9120D-02294_250606 VERTICAL : RBW:1000.000kHz VBW:1.300kHz SWT:Auto Freq Level Limit Line Margin Read Level Ant Factor Cable Loss Preamp Factor Aux Factor APos TPos Remark MHz dBuV/m dBuV/m dB dBuV dB/m dB dB dB cm deg 1 5429.90 42.82 54.00 -11.18 33.83 32.80 13.09 36.90 0.00 334 360 Average	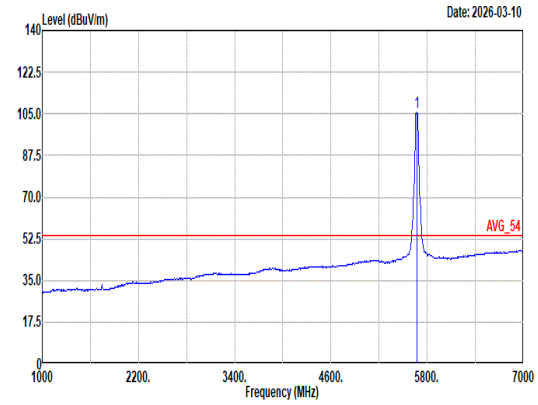 Site : 03CH15-HY Condition: AVG_54 3m 9120D-02294_250606 VERTICAL : RBW:1000.000kHz VBW:1.300kHz SWT:Auto Freq Level Limit Line Margin Read Level Ant Factor Cable Loss Preamp Factor Aux Factor APos TPos Remark MHz dBuV/m dBuV/m dB dBuV dB/m dB dB dB cm deg 1 5670.00 105.49 ------ ------ 95.70 33.38 13.28 36.87 0.00 334 360 Average

Mode	28	
	Band Edge - R	
	U-NII-2C_5.47-5.725_802.11be EHT40_CH134_Full RU_5670MHz	
ANT	DB 1+2+3+4 (CDD)	
Pol.	Vertical	Fundamental
Peak	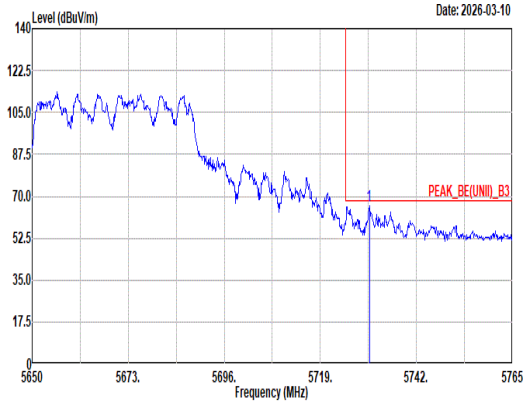 Site : 03CH15-HY Condition: PEAK_BE(UNII)_B3 3m 9120D-02294_250606 VERTICAL : RBW:1000.000kHz VBW:3000.000kHz SWT:Auto Freq Level Limit Line Margin Read Level Ant Factor Cable Loss Preamp Factor Aux Factor APos TPos Remark MHz dBuV/m dBuV/m dB dBuV dB/m dB dB dB cm deg 1 5730.73 66.27 68.20 -1.93 55.94 33.82 13.37 36.86 0.00 334 360 Peak	Blank

Mode	28	
	Harmonic	
	U-NII-2C_5.47-5.725_802.11be EHT40_CH134_Full RU_5670MHz	
ANT	DB 1+2+3+4 (CDD)	
Pol.	Horizontal	Vertical
Peak Avg	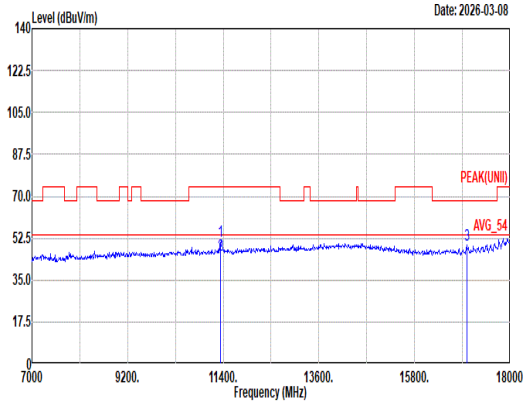 Site : 03CH15-HY Condition: PEAK(UNII) 3m 9120D-02294_250606 HORIZONTAL Freq Level Limit Line Margin Read Level Ant Factor Cable Loss Preamp Factor Aux Factor APos TPos Remark MHz dBuV/m dBuV/m dB dBuV dB/m dB dB dB cm deg 1 11340.00 51.23 74.00 -22.77 50.67 39.04 19.19 58.14 0.47 234 140 Peak 2 11340.00 45.40 54.00 -8.60 44.84 39.04 19.19 58.14 0.47 234 140 Average 3 17010.00 49.67 68.20 -18.53 47.31 38.11 23.75 59.97 0.47 -- -- Peak	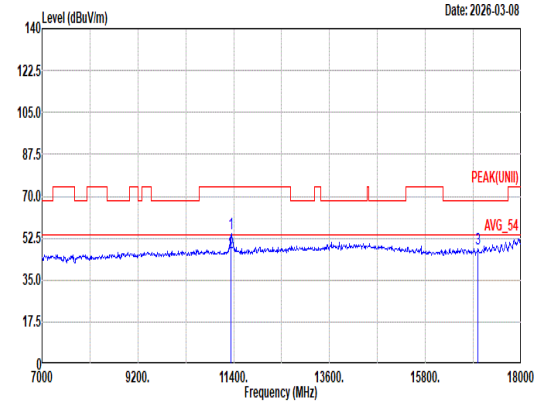 Site : 03CH15-HY Condition: PEAK(UNII) 3m 9120D-02294_250606 VERTICAL Freq Level Limit Line Margin Read Level Ant Factor Cable Loss Preamp Factor Aux Factor APos TPos Remark MHz dBuV/m dBuV/m dB dBuV dB/m dB dB dB cm deg 1 11340.00 54.20 74.00 -19.80 53.64 39.04 19.19 58.14 0.47 135 100 Peak 2 11340.00 46.28 54.00 -7.72 45.72 39.04 19.19 58.14 0.47 135 100 Average 3 17010.00 48.00 68.20 -20.20 45.64 38.11 23.75 59.97 0.47 -- -- Peak

Mode	28	
	Harmonic	
	U-NII-2C_5.47-5.725_802.11be EHT40_CH134_Full RU_5670MHz	
ANT	DB 1+2+3+4 (CDD)	
Pol.	Horizontal	Vertical
14.47G ~14.5G Avg	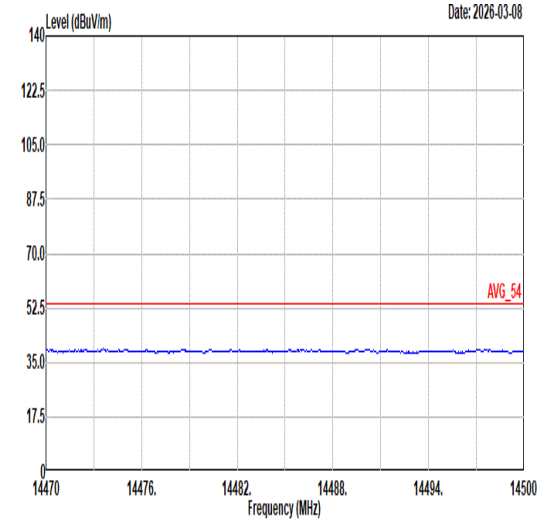 Site : 03CH15-HY Condition: AVG_54 3m 9120D-02294_250606 HORIZONTAL	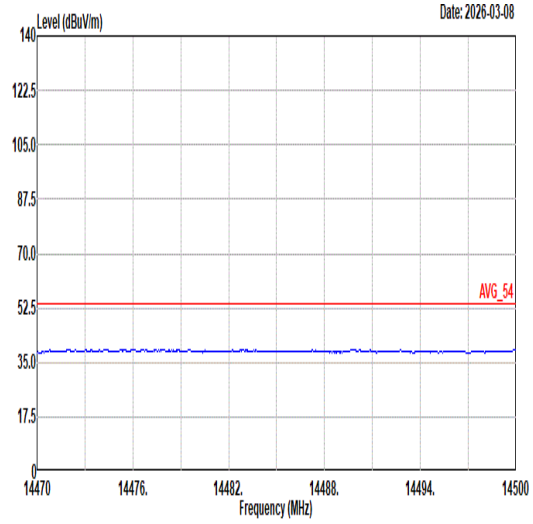 Site : 03CH15-HY Condition: AVG_54 3m 9120D-02294_250606 VERTICAL
17.7G ~18G Avg	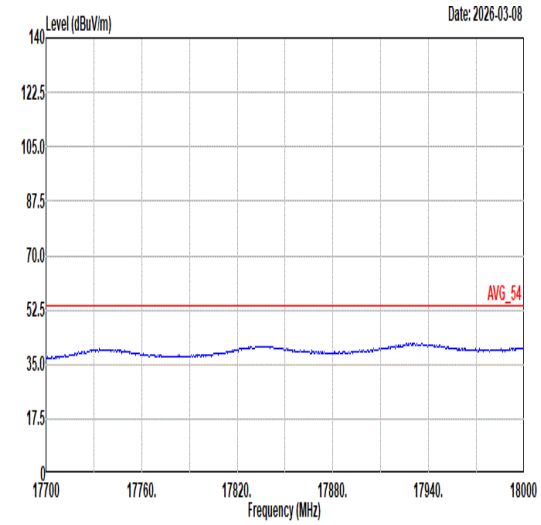 Site : 03CH15-HY Condition: AVG_54 3m 9120D-02294_250606 HORIZONTAL	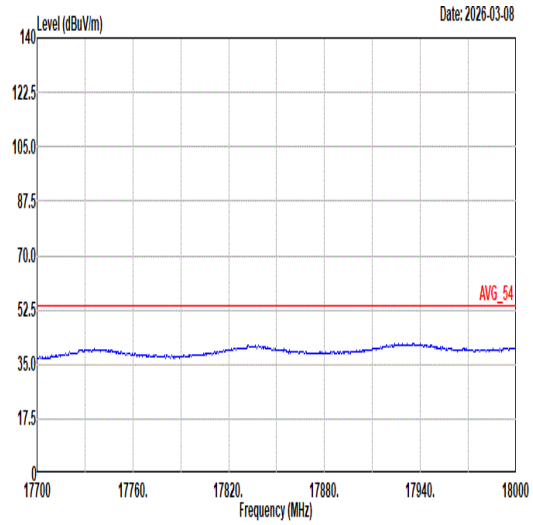 Site : 03CH15-HY Condition: AVG_54 3m 9120D-02294_250606 VERTICAL

Mode	29	
	Band Edge - L	
	U-NII-2C_5.47-5.725_802.11be EHT80_CH106_Full RU_5530MHz	
ANT	DB 1+2+3+4 (CDD)	
Pol.	Horizontal	Fundamental
Peak	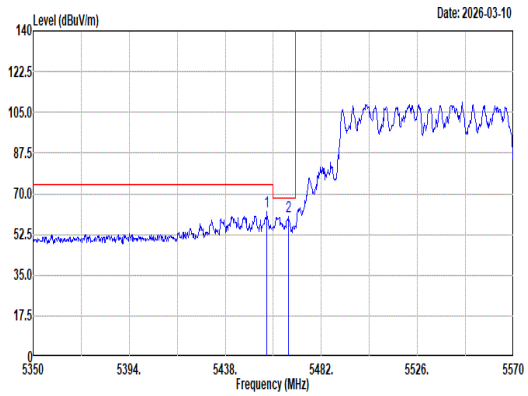 Site : 03CH15-HY Condition: PEAK_BE(UNII)_B3 3m 9120D-02294_250606 HORIZONTAL : RBW:1000.000kHz VBW:3000.000kHz SWT:Auto Freq Level Limit Line Margin Read Level Ant Factor Cable Loss Preamp Factor Aux Factor APos TPos Remark MHz dBuV/m dBuV/m dB dBuV dB/m dB dB dB cm deg 1 5457.14 62.60 74.00 -11.40 53.59 32.81 13.10 36.90 0.00 335 63 Peak 2 5466.82 60.48 68.20 -7.72 51.44 32.83 13.11 36.90 0.00 335 63 Peak	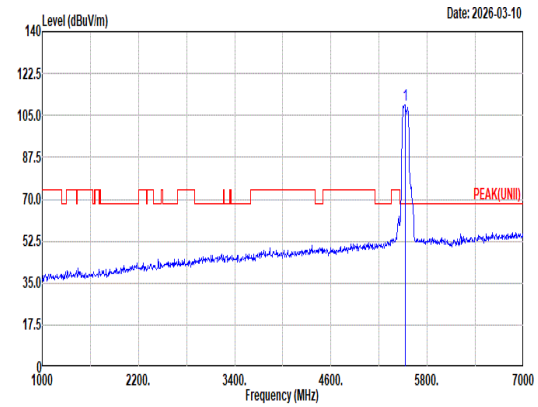 Site : 03CH15-HY Condition: PEAK(UNII) 3m 9120D-02294_250606 HORIZONTAL : RBW:1000.000kHz VBW:3000.000kHz SWT:Auto Freq Level Limit Line Margin Read Level Ant Factor Cable Loss Preamp Factor Aux Factor APos TPos Remark MHz dBuV/m dBuV/m dB dBuV dB/m dB dB dB cm deg 1 5530.00 109.36 ------ ------ 100.17 32.95 13.14 36.90 0.00 335 63 Peak
Avg	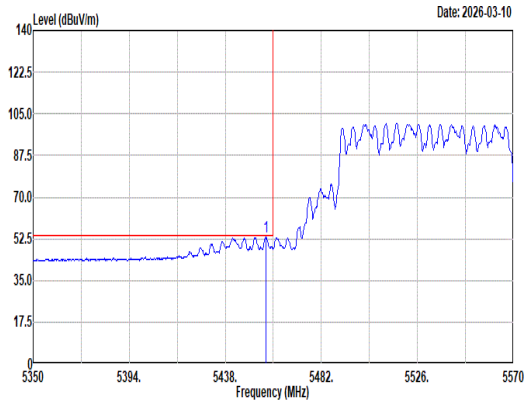 Site : 03CH15-HY Condition: AVG_BE(UNII)_B3 3m 9120D-02294_250606 HORIZONTAL : RBW:1000.000kHz VBW:2.700kHz SWT:Auto Freq Level Limit Line Margin Read Level Ant Factor Cable Loss Preamp Factor Aux Factor APos TPos Remark MHz dBuV/m dBuV/m dB dBuV dB/m dB dB dB cm deg 1 5456.70 53.57 54.00 -0.43 44.56 32.81 13.10 36.90 0.00 335 63 Average	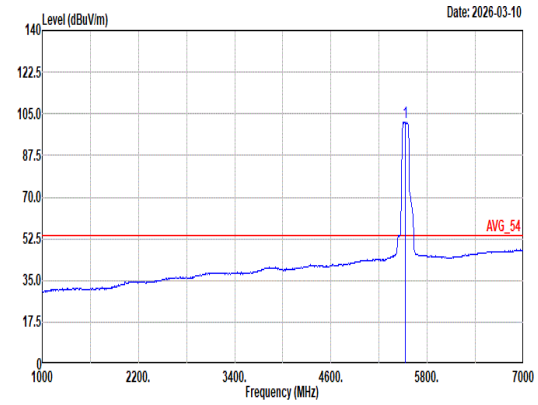 Site : 03CH15-HY Condition: AVG_54 3m 9120D-02294_250606 HORIZONTAL : RBW:1000.000kHz VBW:2.700kHz SWT:Auto Freq Level Limit Line Margin Read Level Ant Factor Cable Loss Preamp Factor Aux Factor APos TPos Remark MHz dBuV/m dBuV/m dB dBuV dB/m dB dB dB cm deg 1 5530.00 101.67 ------ ------ 92.48 32.95 13.14 36.90 0.00 335 63 Average

Mode	29	
	Band Edge - R	
	U-NII-2C_5.47-5.725_802.11be EHT80_CH106_Full RU_5530MHz	
ANT	DB 1+2+3+4 (CDD)	
Pol.	Horizontal	Fundamental
Peak	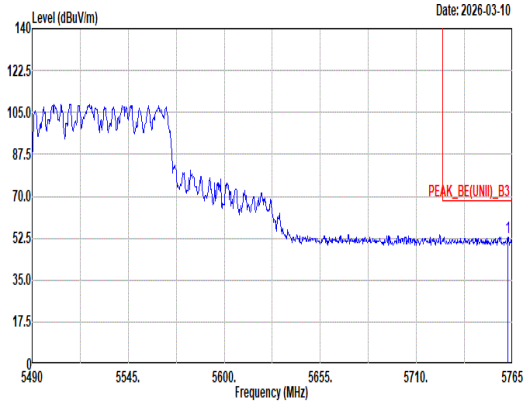 Site : 03CH15-HY Condition: PEAK_BE(UNII)_B3 3m 9120D-02294_250606 HORIZONTAL : RBW:1000.000kHz VBW:3000.000kHz SWT:Auto Freq Level Limit Line Margin Read Level Ant Factor Cable Loss Preamp Factor Aux Factor APos TPos Remark MHz dBuV/m dBuV/m dB dBuV dB/m dB dB dB cm deg 1 5762.25 52.84 68.20 -15.36 42.32 33.95 13.42 36.85 0.00 335 63 Peak	Blank

Mode	29	
	Band Edge - L	
	U-NII-2C_5.47-5.725_802.11be EHT80_CH106_Full RU_5530MHz	
ANT	DB 1+2+3+4 (CDD)	
Pol.	Vertical	Fundamental
Peak	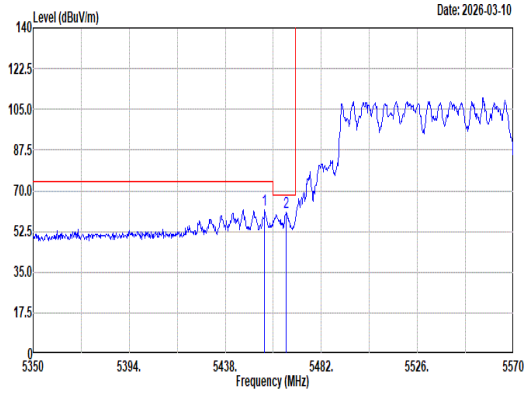 Site : 03CH15-HY Condition: PEAK_BE(UNII)_B3 3m 9120D-02294_250606 VERTICAL : RBW:1000.000kHz VBW:3000.000kHz SWT:Auto Freq Level Limit Line Margin Read Level Ant Factor Cable Loss Preamp Factor Aux Factor APos TPos Remark MHz dBuV/m dBuV/m dB dBuV dB/m dB dB dB cm deg 1 5456.04 61.69 74.00 -12.31 52.68 32.81 13.10 36.90 0.00 336 348 Peak 2 5465.94 60.51 68.20 -7.69 51.47 32.83 13.11 36.90 0.00 336 348 Peak	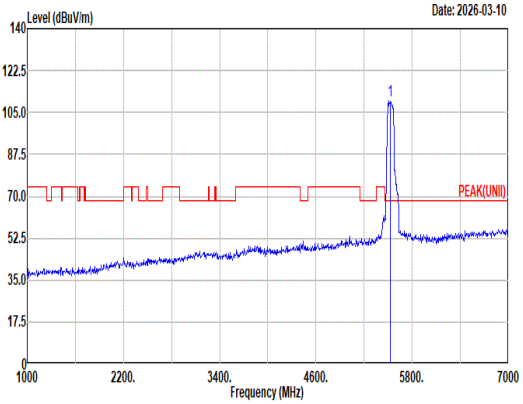 Site : 03CH15-HY Condition: PEAK(UNII) 3m 9120D-02294_250606 VERTICAL : RBW:1000.000kHz VBW:3000.000kHz SWT:Auto Freq Level Limit Line Margin Read Level Ant Factor Cable Loss Preamp Factor Aux Factor APos TPos Remark MHz dBuV/m dBuV/m dB dBuV dB/m dB dB dB cm deg 1 5530.00 109.71 ------ ------ 100.57 32.91 13.13 36.90 0.00 336 348 Peak
Avg	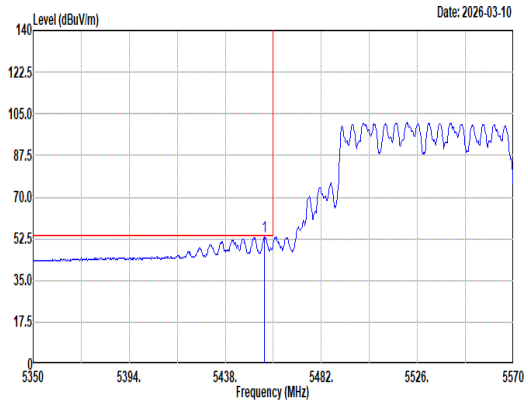 Site : 03CH15-HY Condition: AVG_BE(UNII)_B3 3m 9120D-02294_250606 VERTICAL : RBW:1000.000kHz VBW:2.700kHz SWT:Auto Freq Level Limit Line Margin Read Level Ant Factor Cable Loss Preamp Factor Aux Factor APos TPos Remark MHz dBuV/m dBuV/m dB dBuV dB/m dB dB dB cm deg 1 5456.04 53.21 54.00 -0.79 44.20 32.81 13.10 36.90 0.00 336 348 Average	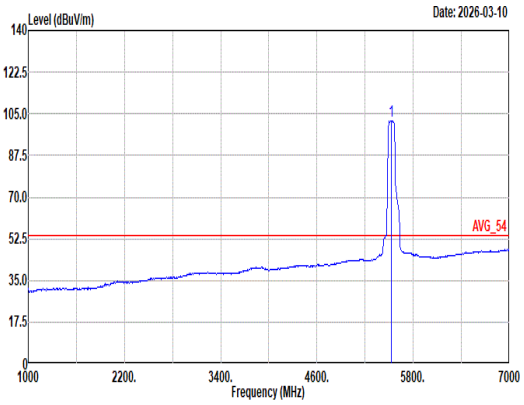 Site : 03CH15-HY Condition: AVG_54 3m 9120D-02294_250606 VERTICAL : RBW:1000.000kHz VBW:2.700kHz SWT:Auto Freq Level Limit Line Margin Read Level Ant Factor Cable Loss Preamp Factor Aux Factor APos TPos Remark MHz dBuV/m dBuV/m dB dBuV dB/m dB dB dB cm deg 1 5530.00 102.14 ------ ------ 92.97 32.94 13.13 36.90 0.00 336 348 Average

Mode	29	
	Band Edge - R	
	U-NII-2C_5.47-5.725_802.11be EHT80_CH106_Full RU_5530MHz	
ANT	DB 1+2+3+4 (CDD)	
Pol.	Vertical	Fundamental
Peak	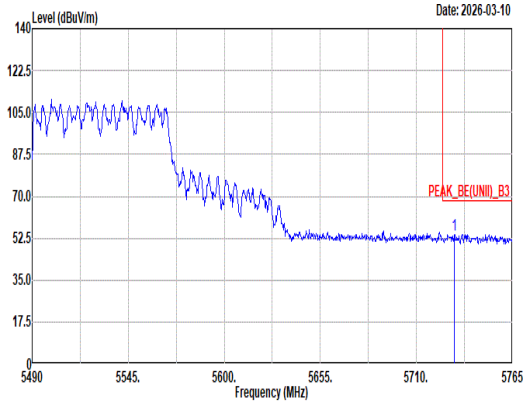 Site : 03CH15-HY Condition: PEAK_BE(UNII)_B3 3m 9120D-02294_250606 VERTICAL : RBW:1000.000kHz VBW:3000.000kHz SWT:Auto Freq Level Limit Line Margin Read Level Ant Factor Cable Loss Preamp Factor Aux Factor APos TPos Remark MHz dBuV/m dBuV/m dB dBuV dB/m dB dB dB cm deg 1 5731.73 54.06 68.20 -14.14 43.72 33.83 13.37 36.86 0.00 336 348 Peak	Blank

Mode	29	
	Harmonic	
	U-NII-2C_5.47-5.725_802.11be EHT80_CH106_Full RU_5530MHz	
ANT	DB 1+2+3+4 (CDD)	
Pol.	Horizontal	Vertical
Peak Avg	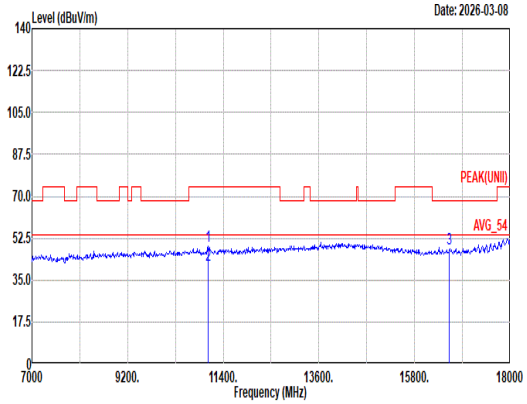 Site : 03CH15-HY Condition: PEAK(UNII) 3m 9120D-02294_250606 HORIZONTAL Freq Level Limit Line Margin Read Level Ant Factor Cable Loss Preamp Factor Aux Factor APos TPos Remark MHz dBuV/m dBuV/m dB dBuV dB/m dB dB dB cm deg 1 11060.00 48.90 74.00 -25.10 49.15 38.70 18.93 58.36 0.48 188 112 Peak 2 11060.00 41.15 54.00 -12.85 41.40 38.70 18.93 58.36 0.48 188 112 Average 3 16590.00 47.83 68.20 -20.37 45.18 38.10 23.43 59.32 0.44 -- -- Peak	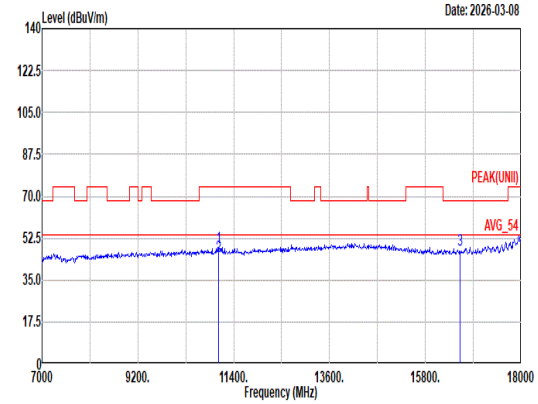 Site : 03CH15-HY Condition: PEAK(UNII) 3m 9120D-02294_250606 VERTICAL Freq Level Limit Line Margin Read Level Ant Factor Cable Loss Preamp Factor Aux Factor APos TPos Remark MHz dBuV/m dBuV/m dB dBuV dB/m dB dB dB cm deg 1 11060.00 48.76 74.00 -25.24 49.01 38.70 18.93 58.36 0.48 238 102 Peak 2 11060.00 44.80 54.00 -9.20 45.05 38.70 18.93 58.36 0.48 238 102 Average 3 16590.00 47.42 68.20 -20.78 44.77 38.10 23.43 59.32 0.44 -- -- Peak

Mode	29	
	Harmonic	
	U-NII-2C_5.47-5.725_802.11be EHT80_CH106_Full RU_5530MHz	
ANT	DB 1+2+3+4 (CDD)	
Pol.	Horizontal	Vertical
14.47G ~14.5G Avg	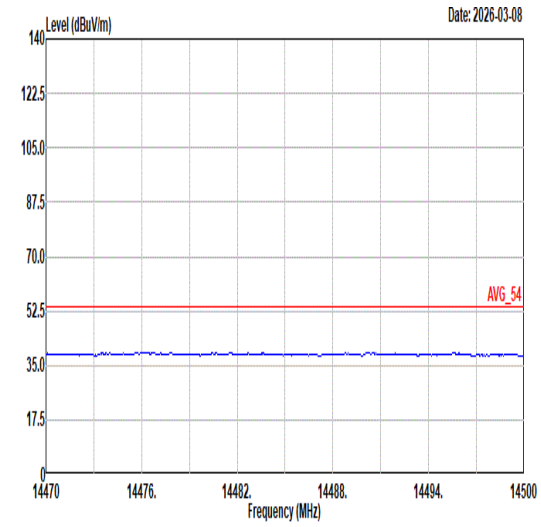 Site : 03CH15-HY Condition: AVG_54 3m 9120D-02294_250606 HORIZONTAL	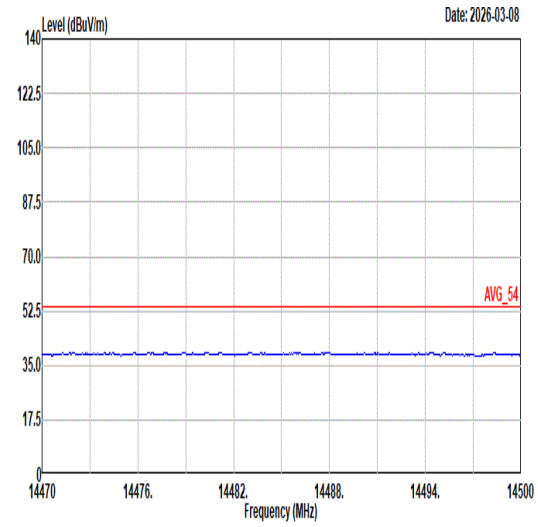 Site : 03CH15-HY Condition: AVG_54 3m 9120D-02294_250606 VERTICAL
17.7G ~18G Avg	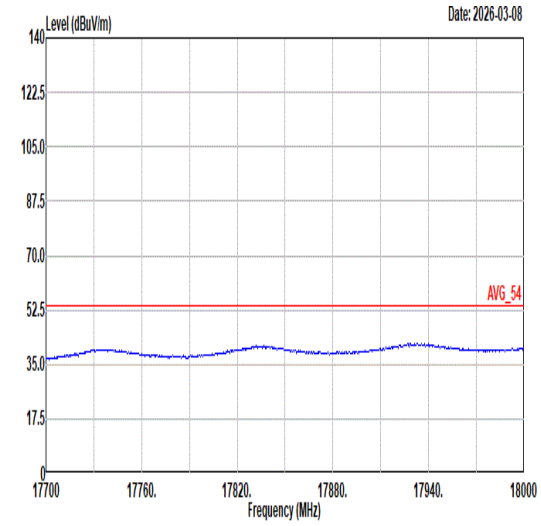 Site : 03CH15-HY Condition: AVG_54 3m 9120D-02294_250606 HORIZONTAL	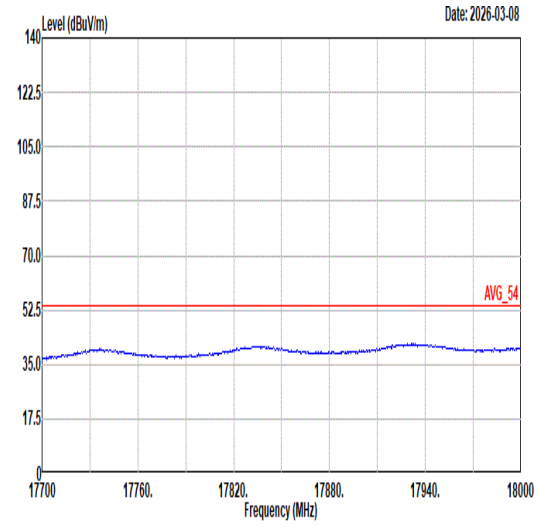 Site : 03CH15-HY Condition: AVG_54 3m 9120D-02294_250606 VERTICAL

Mode	30	
	Band Edge - L	
	U-NII-2C_5.47-5.725_802.11be EHT80_CH122_Full RU_5610MHz	
ANT	DB 1+2+3+4 (CDD)	
Pol.	Horizontal	Fundamental
Peak	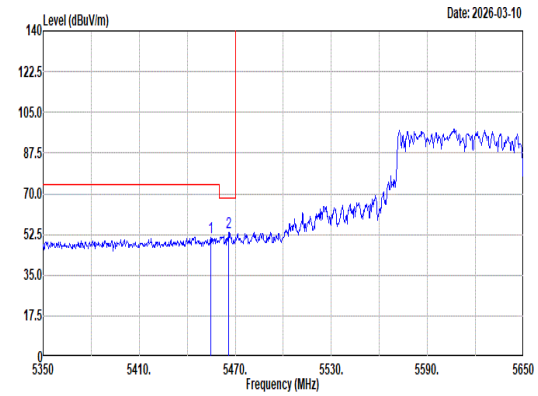 Site : 03CH15-HY Condition: PEAK_BE(UNII)_B3 3m 9120D-02294_250606 HORIZONTAL : RBW:1000.000kHz VBW:3000.000kHz SWT:Auto Freq Level Limit Line Margin Read Level Ant Factor Cable Loss Preamp Factor Aux Factor APos TPos Remark MHz dBuV/m dBuV/m dB dBuV dB/m dB dB dB cm deg 1 5454.70 51.44 74.00 -22.56 42.43 32.81 13.10 36.90 0.00 314 346 Peak 2 5465.80 53.59 68.20 -14.61 44.55 32.83 13.11 36.90 0.00 314 346 Peak	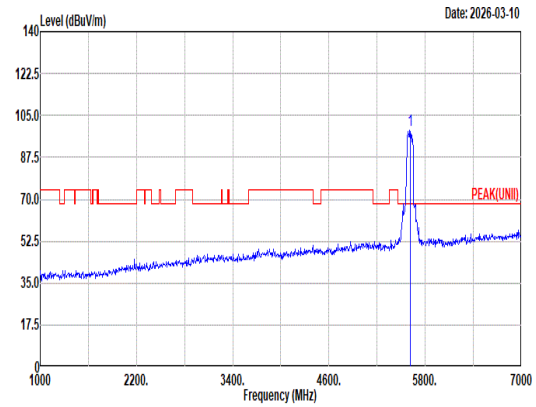 Site : 03CH15-HY Condition: PEAK(UNII) 3m 9120D-02294_250606 HORIZONTAL : RBW:1000.000kHz VBW:3000.000kHz SWT:Auto Freq Level Limit Line Margin Read Level Ant Factor Cable Loss Preamp Factor Aux Factor APos TPos Remark MHz dBuV/m dBuV/m dB dBuV dB/m dB dB dB cm deg 1 5610.00 98.55 ------ ------ 89.29 32.95 13.19 36.88 0.00 314 346 Peak
Avg	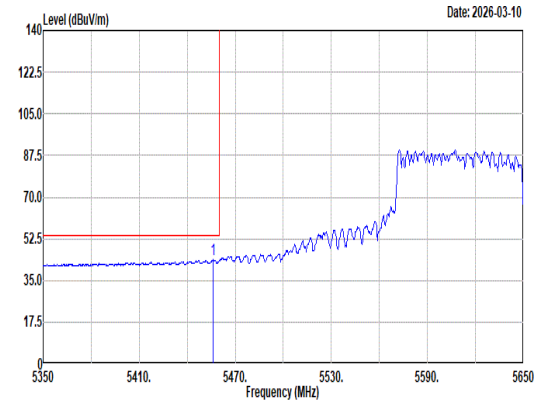 Site : 03CH15-HY Condition: AVG_BE(UNII)_B3 3m 9120D-02294_250606 HORIZONTAL : RBW:1000.000kHz VBW:2.700kHz SWT:Auto Freq Level Limit Line Margin Read Level Ant Factor Cable Loss Preamp Factor Aux Factor APos TPos Remark MHz dBuV/m dBuV/m dB dBuV dB/m dB dB dB cm deg 1 5456.20 43.82 54.00 -10.18 34.81 32.81 13.10 36.90 0.00 314 346 Average	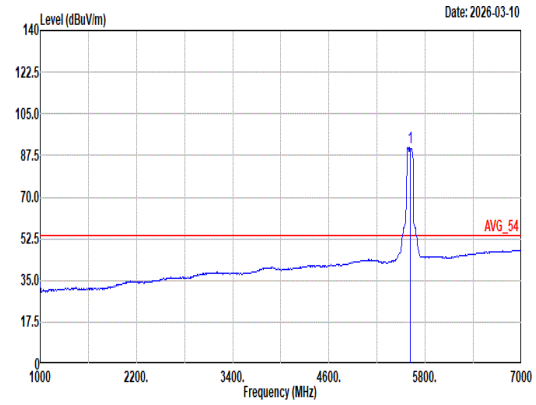 Site : 03CH15-HY Condition: AVG_54 3m 9120D-02294_250606 HORIZONTAL : RBW:1000.000kHz VBW:2.700kHz SWT:Auto Freq Level Limit Line Margin Read Level Ant Factor Cable Loss Preamp Factor Aux Factor APos TPos Remark MHz dBuV/m dBuV/m dB dBuV dB/m dB dB dB cm deg 1 5610.00 90.97 ------ ------ 81.74 32.96 13.16 36.89 0.00 314 346 Average

Mode	30	
	Band Edge - R	
	U-NII-2C_5.47-5.725_802.11be EHT80_CH122_Full RU_5610MHz	
ANT	DB 1+2+3+4 (CDD)	
Pol.	Horizontal	Fundamental
Peak	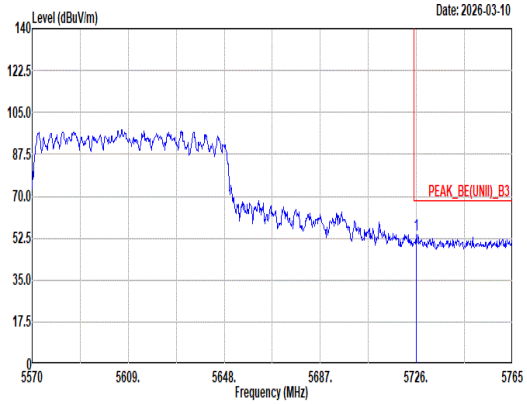 Site : 03CH15-HY Condition: PEAK_BE(UNII)_B3 3m 9120D-02294_250606 HORIZONTAL : RBW:1000.000kHz VBW:3000.000kHz SWT:Auto Freq Level Limit Line Margin Read Level Ant Factor Cable Loss Preamp Factor Aux Factor APos TPos Remark MHz dBuV/m dBuV/m dB dBuV dB/m dB dB dB cm deg 1 5726.00 53.99 68.20 -14.21 43.69 33.80 13.36 36.86 0.00 314 346 Peak	Blank

Mode	30	
	Band Edge - L	
	U-NII-2C_5.47-5.725_802.11be EHT80_CH122_Full RU_5610MHz	
ANT	DB 1+2+3+4 (CDD)	
Pol.	Vertical	Fundamental
Peak	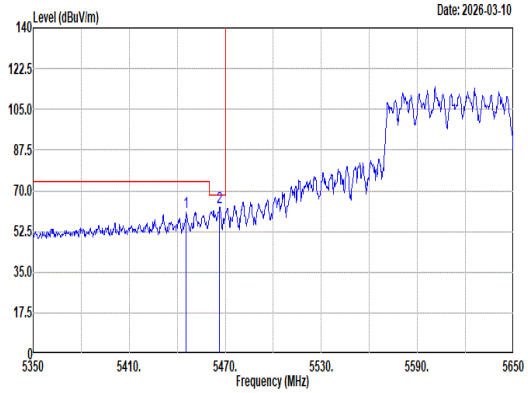 Site : 03CH15-HY Condition: PEAK_BE(UNII)_B3 3m 9120D-02294_250606 VERTICAL : RBW:1000.000kHz VBW:3000.000kHz SWT:Auto Freq Level Limit Line Margin Read Level Ant Factor Cable Loss Preamp Factor Aux Factor APos TPos Remark MHz dBuV/m dBuV/m dB dBuV dB/m dB dB dB cm deg 1 5445.70 60.87 74.00 -13.13 51.87 32.80 13.10 36.90 0.00 390 346 Peak 2 5466.40 62.76 68.20 -5.44 53.72 32.83 13.11 36.90 0.00 390 346 Peak	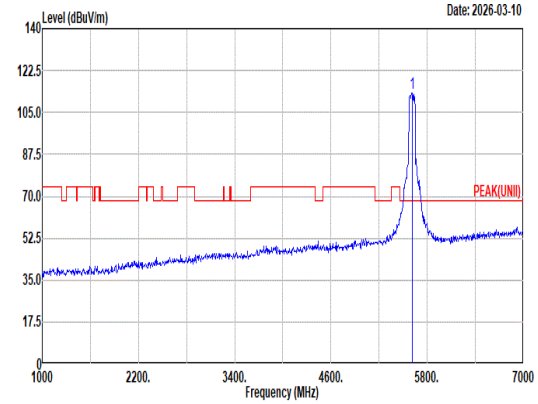 Site : 03CH15-HY Condition: PEAK(UNII) 3m 9120D-02294_250606 VERTICAL : RBW:1000.000kHz VBW:3000.000kHz SWT:Auto Freq Level Limit Line Margin Read Level Ant Factor Cable Loss Preamp Factor Aux Factor APos TPos Remark MHz dBuV/m dBuV/m dB dBuV dB/m dB dB dB cm deg 1 5610.00 112.95 ------ ------ 103.74 32.91 13.18 36.88 0.00 390 346 Peak
Avg	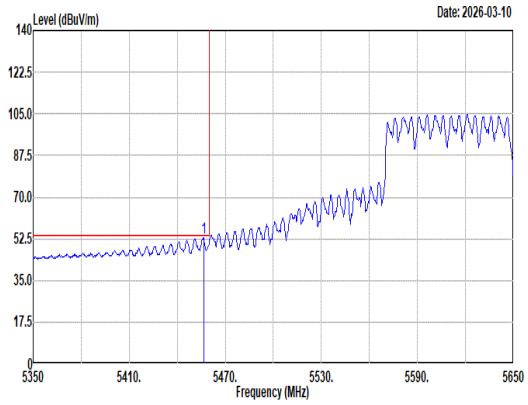 Site : 03CH15-HY Condition: AVG_BE(UNII)_B3 3m 9120D-02294_250606 VERTICAL : RBW:1000.000kHz VBW:2.700kHz SWT:Auto Freq Level Limit Line Margin Read Level Ant Factor Cable Loss Preamp Factor Aux Factor APos TPos Remark MHz dBuV/m dBuV/m dB dBuV dB/m dB dB dB cm deg 1 5456.50 52.80 54.00 -1.20 43.79 32.81 13.10 36.90 0.00 390 346 Average	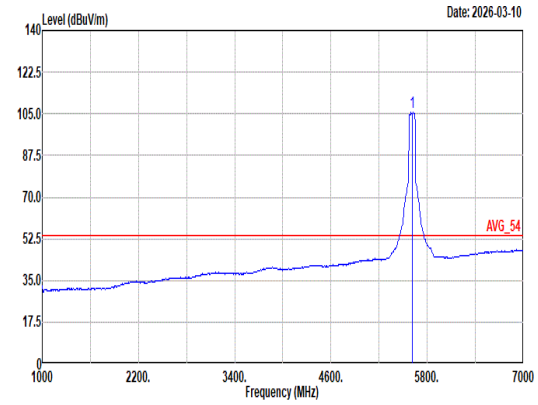 Site : 03CH15-HY Condition: AVG_54 3m 9120D-02294_250606 VERTICAL : RBW:1000.000kHz VBW:2.700kHz SWT:Auto Freq Level Limit Line Margin Read Level Ant Factor Cable Loss Preamp Factor Aux Factor APos TPos Remark MHz dBuV/m dBuV/m dB dBuV dB/m dB dB dB cm deg 1 5610.00 105.69 ------ ------ 96.34 33.02 13.21 36.88 0.00 390 346 Average

Mode	30	
	Band Edge - R	
	U-NII-2C_5.47-5.725_802.11be EHT80_CH122_Full RU_5610MHz	
ANT	DB 1+2+3+4 (CDD)	
Pol.	Vertical	Fundamental
Peak	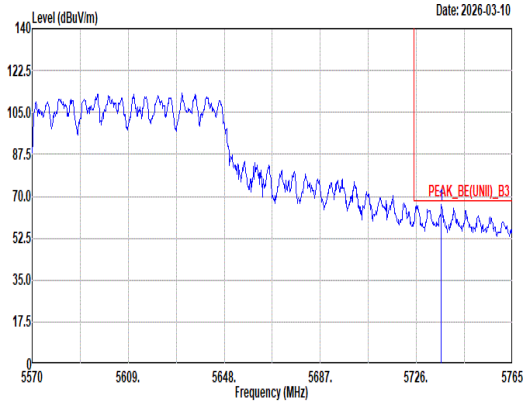 Site : 03CH15-HY Condition: PEAK_BE(UNII)_B3 3m 9120D-02294_250606 VERTICAL : RBW:1000.000kHz VBW:3000.000kHz SWT:Auto Freq Level Limit Line Margin Read Level Ant Factor Cable Loss Preamp Factor Aux Factor APos TPos Remark MHz dBuV/m dBuV/m dB dBuV dB/m dB dB dB cm deg 1 5736.14 66.59 68.20 -1.61 56.23 33.84 13.38 36.86 0.00 390 346 Peak	Blank

Mode	30	
	Harmonic	
	U-NII-2C_5.47-5.725_802.11be EHT80_CH122_Full RU_5610MHz	
ANT	DB 1+2+3+4 (CDD)	
Pol.	Horizontal	Vertical
Peak Avg	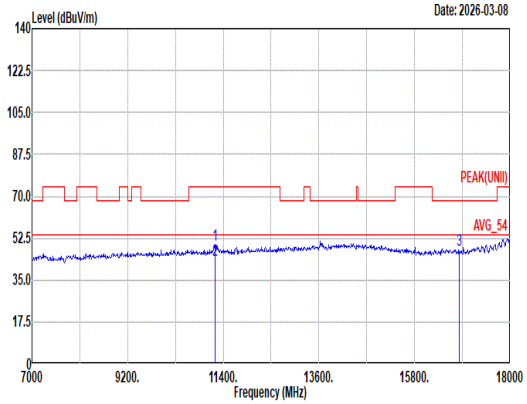 Site : 03CH15-HY Condition: PEAK(UNII) 3m 9120D-02294_250606 HORIZONTAL Freq Level Limit Line Margin Read Level Ant Factor Cable Loss Preamp Factor Aux Factor APos TPos Remark MHz dBuV/m dBuV/m dB dBuV dB/m dB dB dB cm deg 1 11220.00 49.70 74.00 -24.30 49.56 38.84 19.07 58.24 0.47 171 112 Peak 2 11220.00 43.23 54.00 -10.77 43.09 38.84 19.07 58.24 0.47 171 112 Average 3 16830.00 47.35 68.20 -20.85 44.81 38.17 23.61 59.70 0.46 -- -- Peak	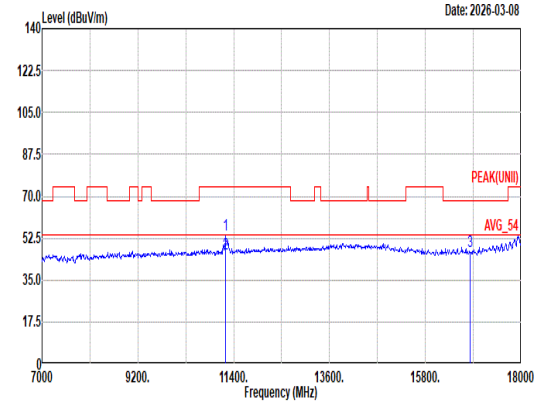 Site : 03CH15-HY Condition: PEAK(UNII) 3m 9120D-02294_250606 VERTICAL Freq Level Limit Line Margin Read Level Ant Factor Cable Loss Preamp Factor Aux Factor APos TPos Remark MHz dBuV/m dBuV/m dB dBuV dB/m dB dB dB cm deg 1 11220.00 53.73 74.00 -20.27 53.59 38.84 19.07 58.24 0.47 240 109 Peak 2 11220.00 45.86 54.00 -8.14 45.72 38.84 19.07 58.24 0.47 240 109 Average 3 16830.00 47.27 68.20 -20.93 44.73 38.17 23.61 59.70 0.46 -- -- Peak

Mode	30	
	Harmonic	
	U-NII-2C_5.47-5.725_802.11be EHT80_CH122_Full RU_5610MHz	
ANT	DB 1+2+3+4 (CDD)	
Pol.	Horizontal	Vertical
14.47G ~14.5G Avg	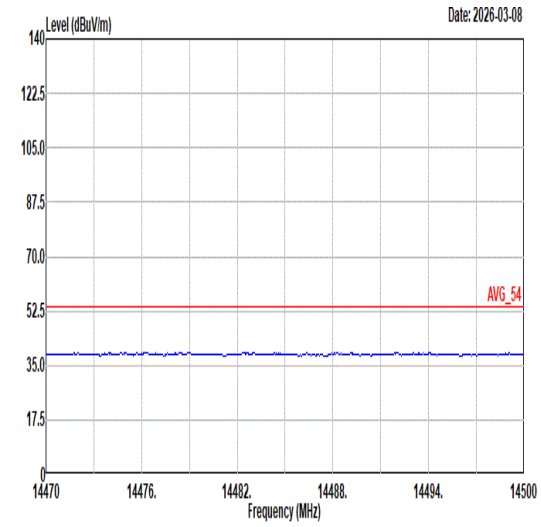 Site : 03CH15-HY Condition: AVG_54 3m 9120D-02294_250606 HORIZONTAL	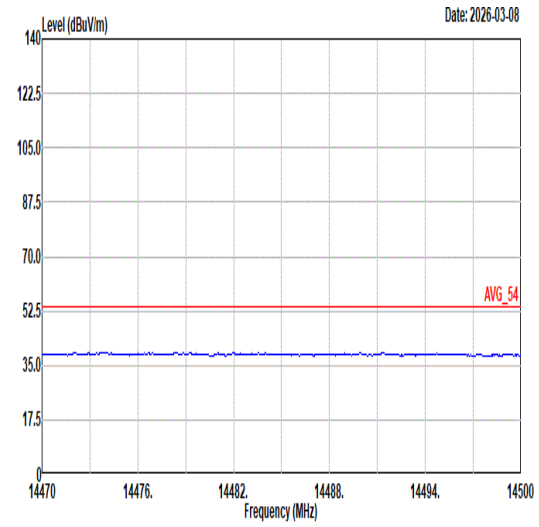 Site : 03CH15-HY Condition: AVG_54 3m 9120D-02294_250606 VERTICAL
17.7G ~18G Avg	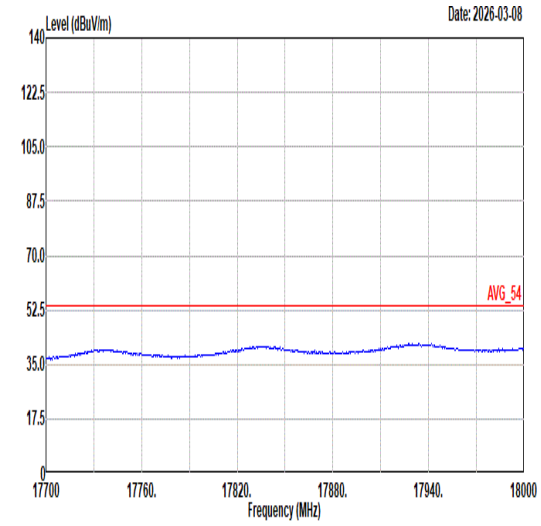 Site : 03CH15-HY Condition: AVG_54 3m 9120D-02294_250606 HORIZONTAL	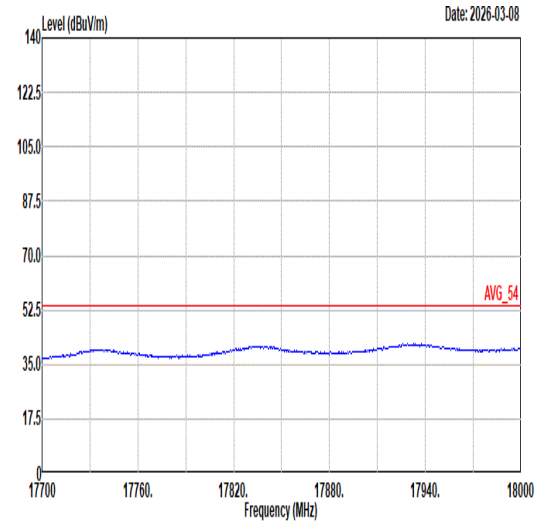 Site : 03CH15-HY Condition: AVG_54 3m 9120D-02294_250606 VERTICAL

Mode	31	
	Band Edge - L	
	U-NII-2C_5.47-5.725_802.11be EHT160_CH114_Full RU_5570MHz	
ANT	DB 1+2+3+4 (CDD)	
Pol.	Horizontal	Fundamental
Peak	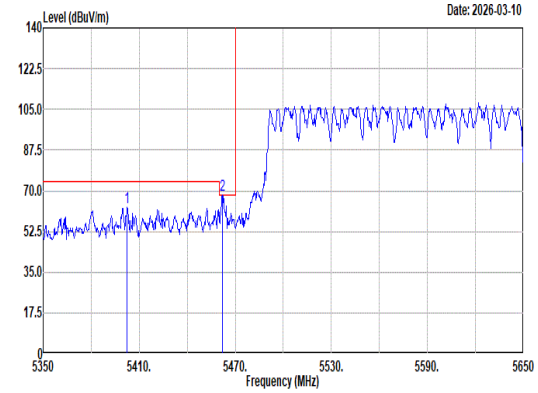 Site : 03CH15-HY Condition: PEAK_BE(UNII)_B3 3m 9120D-02294_250606 HORIZONTAL : RBW:1000.000kHz VBW:3000.000kHz SWT:Auto Freq Level Limit Line Margin Read Level Ant Factor Cable Loss Preamp Factor Aux Factor APos TPos Remark MHz dBuV/m dBuV/m dB dBuV dB/m dB dB dB cm deg 1 5402.50 63.00 74.00 -11.00 54.03 32.80 13.07 36.90 0.00 281 70 Peak 2 5461.90 68.08 68.20 -0.12 59.06 32.82 13.10 36.90 0.00 281 70 Peak	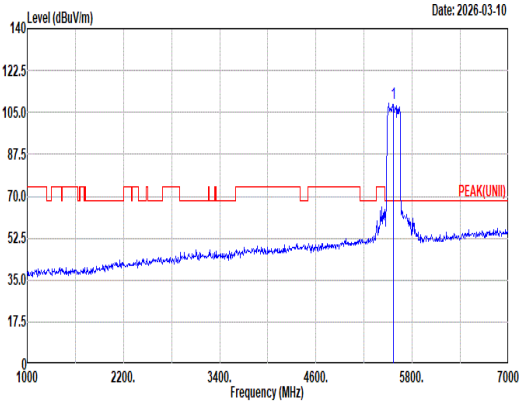 Site : 03CH15-HY Condition: PEAK(UNII) 3m 9120D-02294_250606 HORIZONTAL : RBW:1000.000kHz VBW:3000.000kHz SWT:Auto Freq Level Limit Line Margin Read Level Ant Factor Cable Loss Preamp Factor Aux Factor APos TPos Remark MHz dBuV/m dBuV/m dB dBuV dB/m dB dB dB cm deg 1 5570.00 108.75 ------ ------ 99.60 32.92 13.13 36.90 0.00 281 70 Peak
Avg	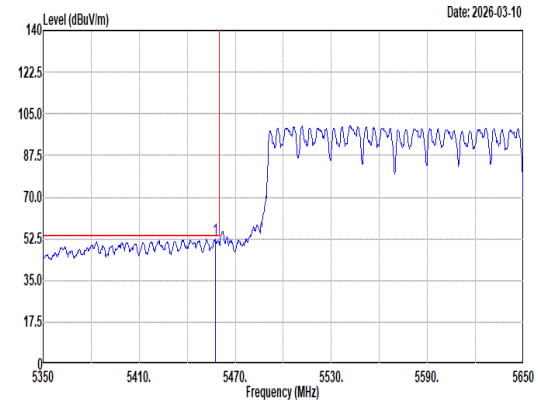 Site : 03CH15-HY Condition: AVG_BE(UNII)_B3 3m 9120D-02294_250606 HORIZONTAL : RBW:1000.000kHz VBW:4.300kHz SWT:Auto Freq Level Limit Line Margin Read Level Ant Factor Cable Loss Preamp Factor Aux Factor APos TPos Remark MHz dBuV/m dBuV/m dB dBuV dB/m dB dB dB cm deg 1 5457.40 52.34 54.00 -1.66 43.33 32.81 13.10 36.90 0.00 281 70 Average	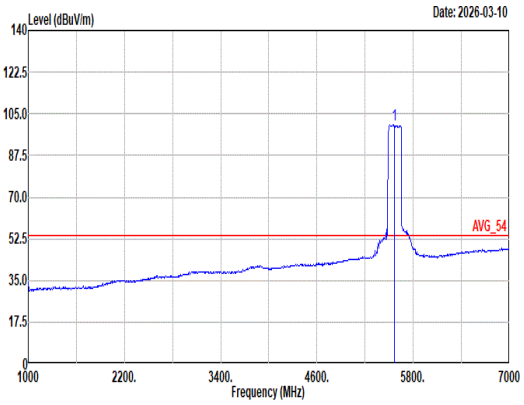 Site : 03CH15-HY Condition: AVG_54 3m 9120D-02294_250606 HORIZONTAL : RBW:1000.000kHz VBW:4.300kHz SWT:Auto Freq Level Limit Line Margin Read Level Ant Factor Cable Loss Preamp Factor Aux Factor APos TPos Remark MHz dBuV/m dBuV/m dB dBuV dB/m dB dB dB cm deg 1 5570.00 100.55 ------ ------ 91.40 32.92 13.13 36.90 0.00 281 70 Average

Mode	31	
	Band Edge - R	
	U-NII-2C_5.47-5.725_802.11be EHT160_CH114_Full RU_5570MHz	
ANT	DB 1+2+3+4 (CDD)	
Pol.	Horizontal	Fundamental
Peak	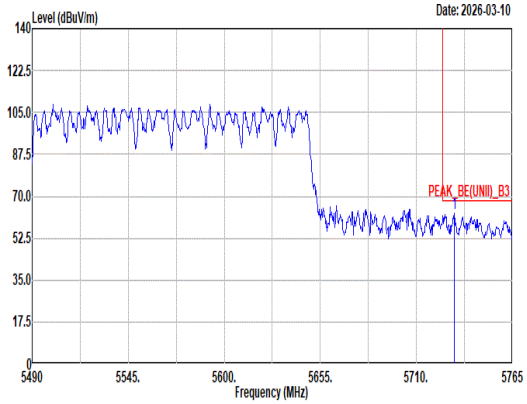 Site : 03CH15-HY Condition: PEAK_BE(UNII)_B3 3m 9120D-02294_250606 HORIZONTAL : RBW:1000.000kHz VBW:3000.000kHz SWT:Auto Freq Level Limit Line Margin Read Level Ant Factor Cable Loss Preamp Factor Aux Factor APos TPos Remark MHz dBuV/m dBuV/m dB dBuV dB/m dB dB dB cm deg 1 5731.73 62.69 68.20 -5.51 52.35 33.83 13.37 36.86 0.00 281 70 Peak	Blank

Mode	31	
	Band Edge - L	
	U-NII-2C_5.47-5.725_802.11be EHT160_CH114_Full RU_5570MHz	
ANT	DB 1+2+3+4 (CDD)	
Pol.	Vertical	Fundamental
Peak	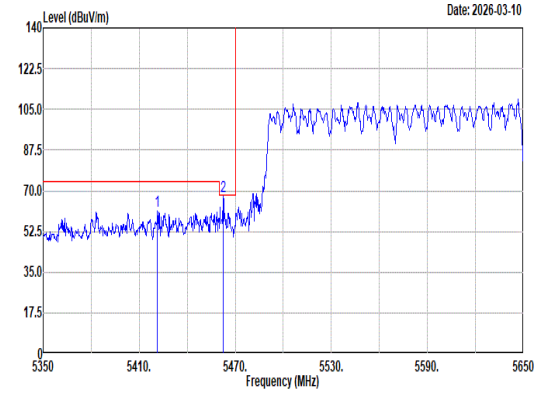 Site : 03CH15-HY Condition: PEAK_BE(UNII)_B3 3m 9120D-02294_250606 VERTICAL : RBW:1000.000kHz VBW:3000.000kHz SWT:Auto Freq Level Limit Line Margin Read Level Ant Factor Cable Loss Preamp Factor Aux Factor APos TPos Remark MHz dBuV/m dBuV/m dB dBuV dB/m dB dB dB cm deg 1 5421.40 61.22 74.00 -12.78 52.24 32.80 13.08 36.90 0.00 296 349 Peak 2 5462.50 67.40 68.20 -0.80 58.37 32.83 13.10 36.90 0.00 296 349 Peak	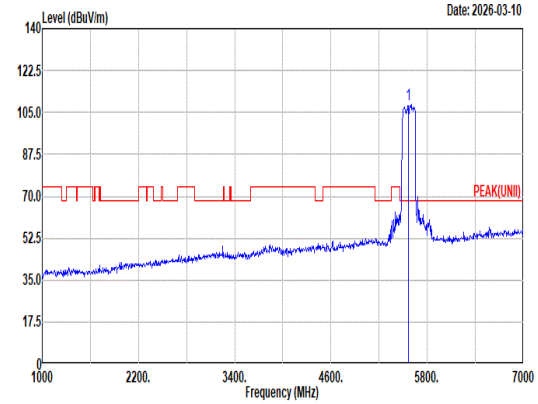 Site : 03CH15-HY Condition: PEAK(UNII) 3m 9120D-02294_250606 VERTICAL : RBW:1000.000kHz VBW:3000.000kHz SWT:Auto Freq Level Limit Line Margin Read Level Ant Factor Cable Loss Preamp Factor Aux Factor APos TPos Remark MHz dBuV/m dBuV/m dB dBuV dB/m dB dB dB cm deg 1 5570.00 108.49 ------ ------ 99.28 32.91 13.18 36.88 0.00 296 349 Peak
Avg	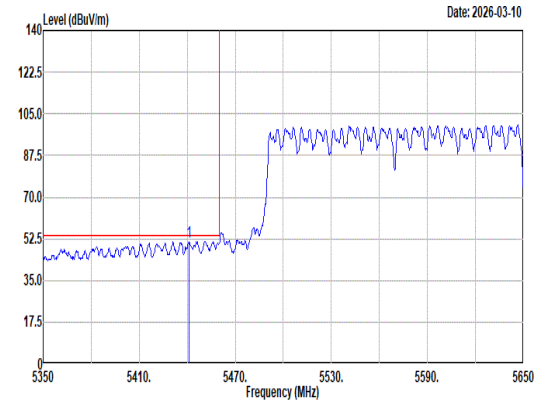 Site : 03CH15-HY Condition: AVG_BE(UNII)_B3 3m 9120D-02294_250606 VERTICAL : RBW:1000.000kHz VBW:4.300kHz SWT:Auto Freq Level Limit Line Margin Read Level Ant Factor Cable Loss Preamp Factor Aux Factor APos TPos Remark MHz dBuV/m dBuV/m dB dBuV dB/m dB dB dB cm deg 1 5441.20 51.42 54.00 -2.58 42.43 32.80 13.09 36.90 0.00 296 349 Average	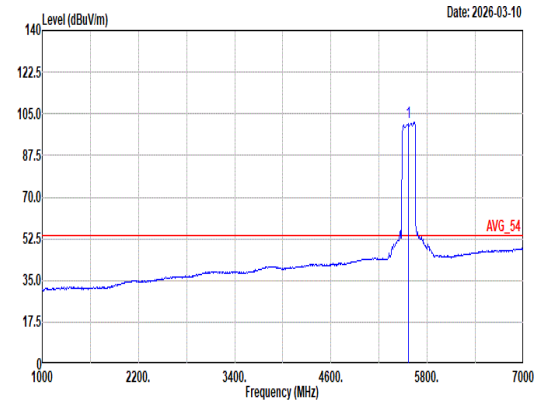 Site : 03CH15-HY Condition: AVG_54 3m 9120D-02294_250606 VERTICAL : RBW:1000.000kHz VBW:4.300kHz SWT:Auto Freq Level Limit Line Margin Read Level Ant Factor Cable Loss Preamp Factor Aux Factor APos TPos Remark MHz dBuV/m dBuV/m dB dBuV dB/m dB dB dB cm deg 1 5570.00 101.51 ------ ------ 91.98 33.16 13.24 36.87 0.00 296 349 Average

Mode	31	
	Band Edge - R	
	U-NII-2C_5.47-5.725_802.11be EHT160_CH114_Full RU_5570MHz	
ANT	DB 1+2+3+4 (CDD)	
Pol.	Vertical	Fundamental
Peak	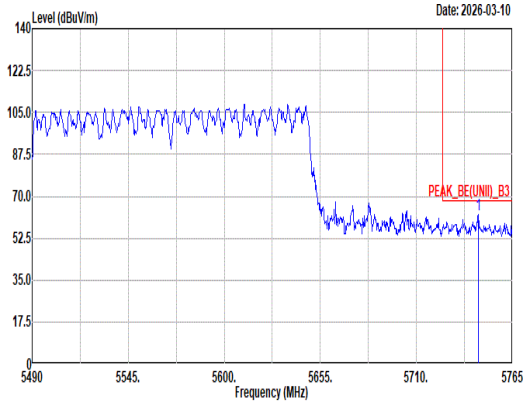 Site : 03CH15-HY Condition: PEAK_BE(UNII)_B3 3m 9120D-02294_250606 VERTICAL : RBW:1000.000kHz VBW:3000.000kHz SWT:Auto Freq Level Limit Line Margin Read Level Ant Factor Cable Loss Preamp Factor Aux Factor APos TPos Remark MHz dBuV/m dBuV/m dB dBuV dB/m dB dB dB cm deg 1 5745.48 62.21 68.20 -5.99 51.80 33.88 13.39 36.86 0.00 296 349 Peak	Blank

Mode	31	
	Harmonic	
	U-NII-2C_5.47-5.725_802.11be EHT160_CH114_Full RU_5570MHz	
ANT	DB 1+2+3+4 (CDD)	
Pol.	Horizontal	Vertical
Peak Avg	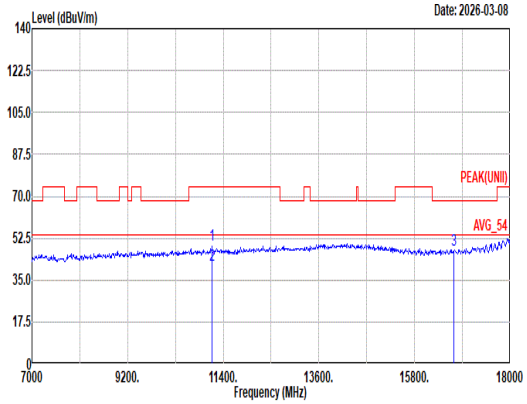 Site : 03CH15-HY Condition: PEAK(UNII) 3m 9120D-02294_250606 HORIZONTAL Freq Level Limit Line Margin Read Level Ant Factor Cable Loss Preamp Factor Aux Factor APos TPos Remark MHz dBuV/m dBuV/m dB dBuV dB/m dB dB dB cm deg 1 11140.00 49.85 74.00 -24.15 49.93 38.74 19.00 58.30 0.48 186 114 Peak 2 11140.00 40.97 54.00 -13.03 41.05 38.74 19.00 58.30 0.48 186 114 Average 3 16710.00 47.55 68.20 -20.65 44.80 38.29 23.52 59.51 0.45 -- -- Peak	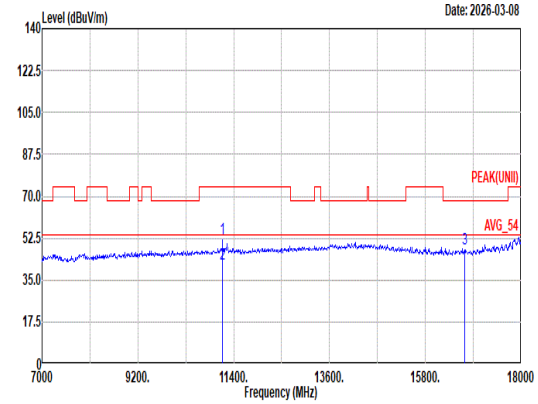 Site : 03CH15-HY Condition: PEAK(UNII) 3m 9120D-02294_250606 VERTICAL Freq Level Limit Line Margin Read Level Ant Factor Cable Loss Preamp Factor Aux Factor APos TPos Remark MHz dBuV/m dBuV/m dB dBuV dB/m dB dB dB cm deg 1 11140.00 52.13 74.00 -21.87 52.21 38.74 19.00 58.30 0.48 193 106 Peak 2 11140.00 41.48 54.00 -12.52 41.56 38.74 19.00 58.30 0.48 193 106 Average 3 16710.00 48.12 68.20 -20.08 45.37 38.29 23.52 59.51 0.45 -- -- Peak

Mode	31	
	Harmonic	
	U-NII-2C_5.47-5.725_802.11be EHT160_CH114_Full RU_5570MHz	
ANT	DB 1+2+3+4 (CDD)	
Pol.	Horizontal	Vertical
14.47G ~14.5G Avg	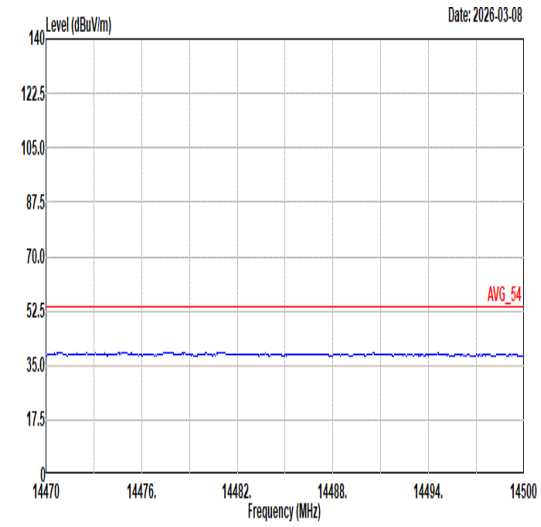 Site : 03CH15-HY Condition: AVG_54 3m 9120D-02294_250606 HORIZONTAL	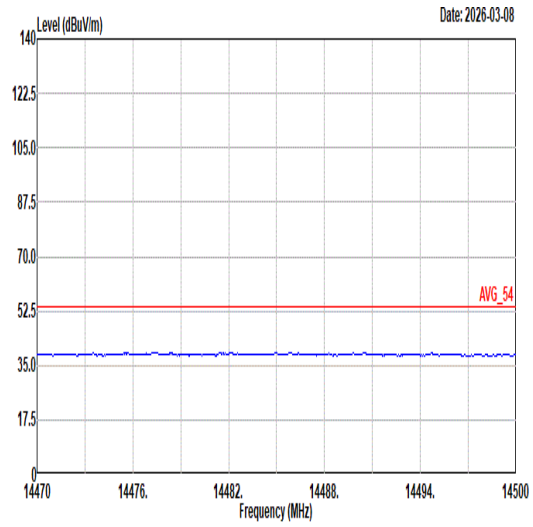 Site : 03CH15-HY Condition: AVG_54 3m 9120D-02294_250606 VERTICAL
17.7G ~18G Avg	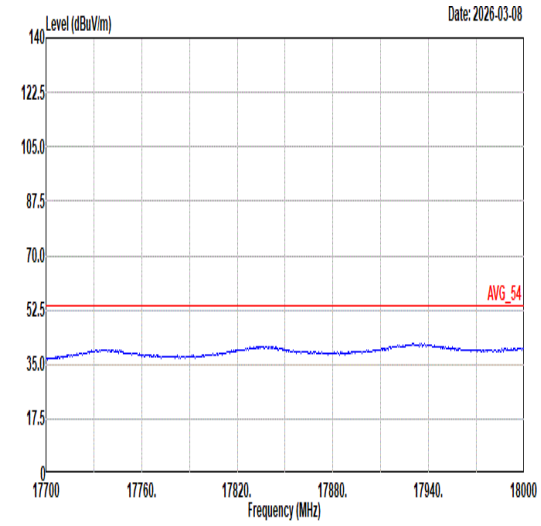 Site : 03CH15-HY Condition: AVG_54 3m 9120D-02294_250606 HORIZONTAL	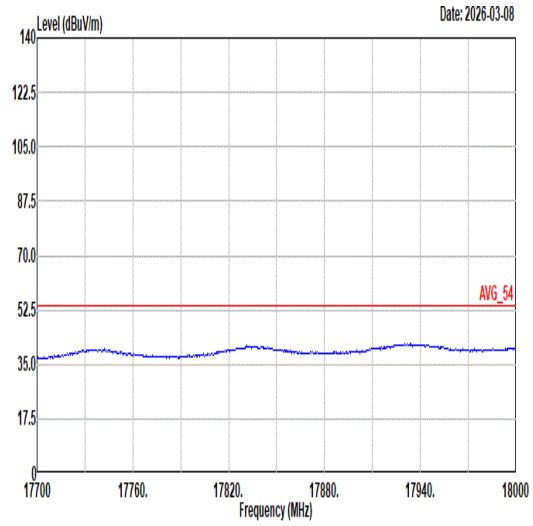 Site : 03CH15-HY Condition: AVG_54 3m 9120D-02294_250606 VERTICAL

Mode	32	
	Harmonic	
	U-NII-2C_5.47-5.725_802.11a_CH144_5720MHz	
ANT	DB 1+2+3+4 (CDD)	
Pol.	Horizontal	Vertical
Peak Avg	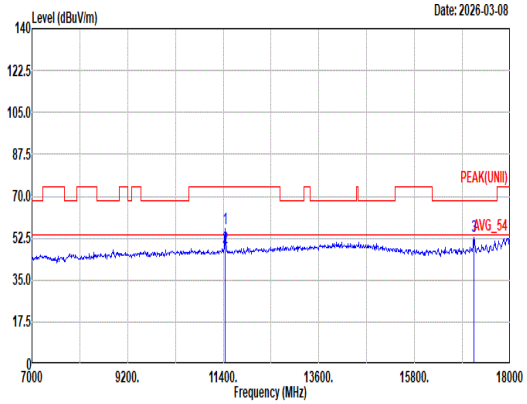 Site : 03CH15-HY Condition: PEAK(UNII) 3m 9120D-02294_250606 HORIZONTAL Freq Level Limit Line Margin Read Level Ant Factor Cable Loss Preamp Factor Aux Factor APos TPos Remark MHz dBuV/m dBuV/m dB dBuV dB/m dB dB dB cm deg 1 11440.00 56.68 74.00 -17.32 55.94 39.06 19.28 58.07 0.47 300 157 Peak 2 11440.00 48.35 54.00 -5.65 47.61 39.06 19.28 58.07 0.47 300 157 Average 3 17160.00 53.42 68.20 -14.78 50.79 38.32 23.84 60.00 0.47 311 139 Peak	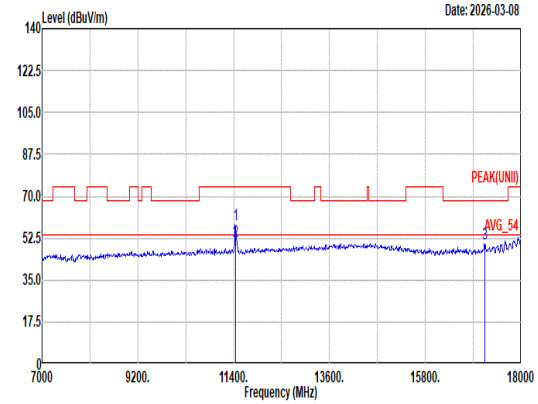 Site : 03CH15-HY Condition: PEAK(UNII) 3m 9120D-02294_250606 VERTICAL Freq Level Limit Line Margin Read Level Ant Factor Cable Loss Preamp Factor Aux Factor APos TPos Remark MHz dBuV/m dBuV/m dB dBuV dB/m dB dB dB cm deg 1 11440.00 58.08 74.00 -15.92 57.34 39.06 19.28 58.07 0.47 398 95 Peak 2 11440.00 51.32 54.00 -2.68 50.58 39.06 19.28 58.07 0.47 398 95 Average 3 17160.00 50.27 68.20 -17.93 47.64 38.32 23.84 60.00 0.47 400 105 Peak

Mode	32	
	Harmonic	
	U-NII-2C_5.47-5.725_802.11a_CH144_5720MHz	
ANT	DB 1+2+3+4 (CDD)	
Pol.	Horizontal	Vertical
14.47G ~14.5G Avg	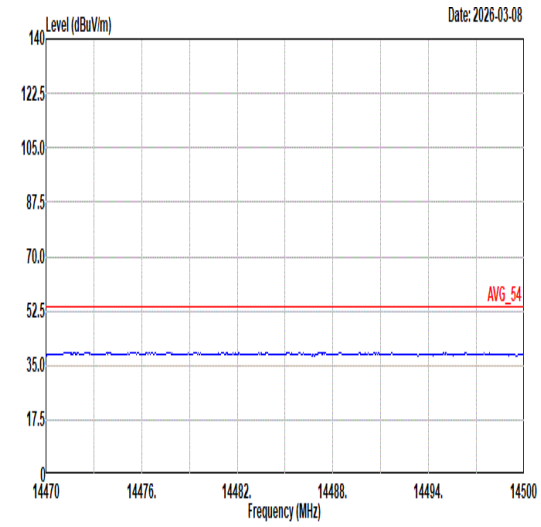 Site : 03CH15-HY Condition: AVG_54 3m 9120D-02294_250606 HORIZONTAL	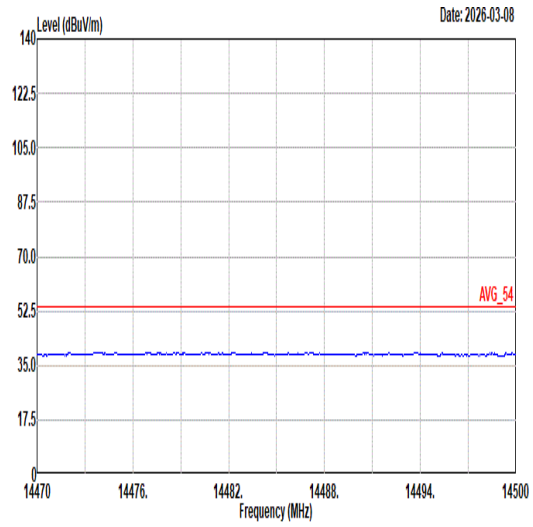 Site : 03CH15-HY Condition: AVG_54 3m 9120D-02294_250606 VERTICAL
17.7G ~18G Avg	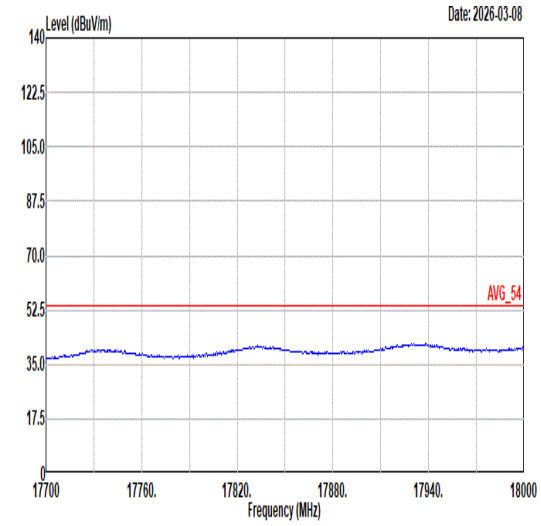 Site : 03CH15-HY Condition: AVG_54 3m 9120D-02294_250606 HORIZONTAL	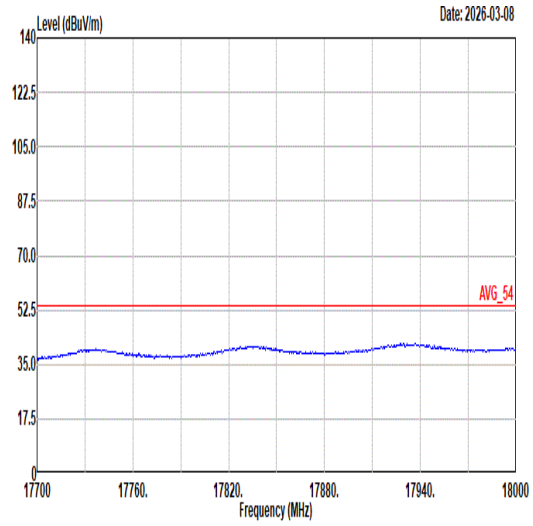 Site : 03CH15-HY Condition: AVG_54 3m 9120D-02294_250606 VERTICAL

Mode	33	
	Harmonic	
	U-NII-2C_5.47-5.725_802.11be EHT20_CH144_Full RU_5720MHz	
ANT	DB 1+2+3+4 (CDD)	
Pol.	Horizontal	Vertical
Peak Avg	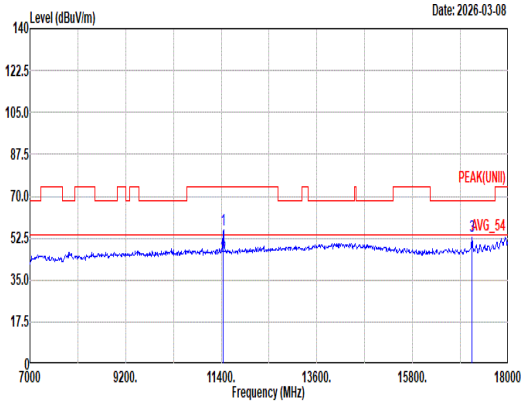 Site : 03CH15-HY Condition: PEAK(UNII) 3m 9120D-02294_250606 HORIZONTAL Freq Level Limit Line Margin Read Level Ant Factor Cable Loss Preamp Factor Aux Factor APos TPos Remark MHz dBuV/m dBuV/m dB dBuV dB/m dB dB dB cm deg 1 11440.00 56.06 74.00 -17.94 55.32 39.06 19.28 58.07 0.47 300 145 Peak 2 11440.00 44.67 54.00 -9.33 43.93 39.06 19.28 58.07 0.47 300 145 Average 3 17160.00 53.47 68.20 -14.73 50.84 38.32 23.84 60.00 0.47 310 145 Peak	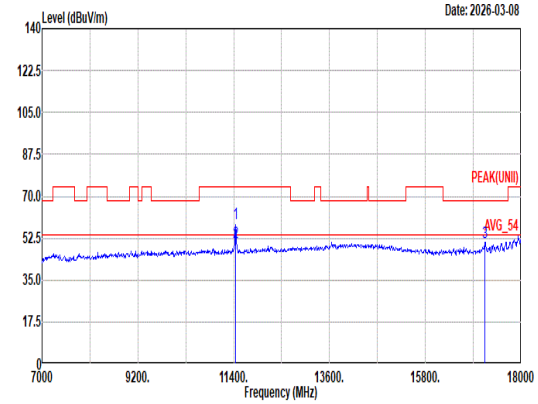 Site : 03CH15-HY Condition: PEAK(UNII) 3m 9120D-02294_250606 VERTICAL Freq Level Limit Line Margin Read Level Ant Factor Cable Loss Preamp Factor Aux Factor APos TPos Remark MHz dBuV/m dBuV/m dB dBuV dB/m dB dB dB cm deg 1 11440.00 58.82 74.00 -15.18 58.08 39.06 19.28 58.07 0.47 397 100 Peak 2 11440.00 50.59 54.00 -3.41 49.85 39.06 19.28 58.07 0.47 397 100 Average 3 17160.00 50.76 68.20 -17.44 48.13 38.32 23.84 60.00 0.47 400 83 Peak

Mode	33	
	Harmonic	
	U-NII-2C_5.47-5.725_802.11be EHT20_CH144_Full RU_5720MHz	
ANT	DB 1+2+3+4 (CDD)	
Pol.	Horizontal	Vertical
14.47G ~14.5G Avg	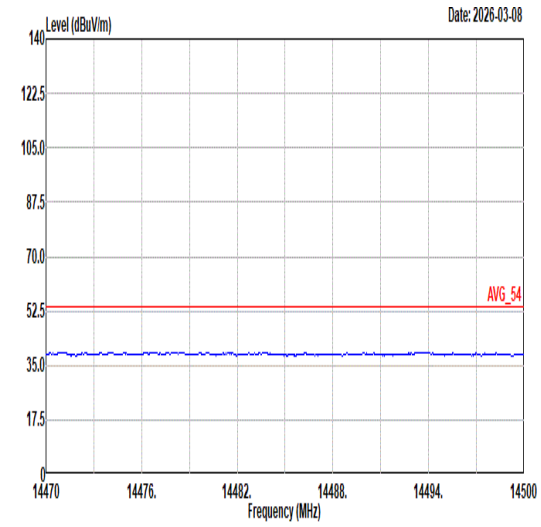 Site : 03CH15-HY Condition: AVG_54 3m 9120D-02294_250606 HORIZONTAL	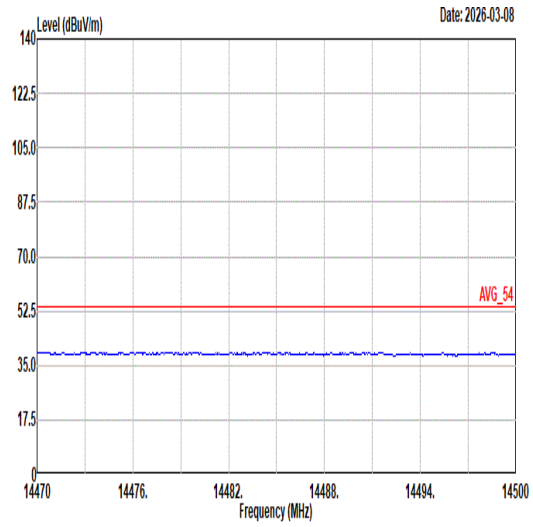 Site : 03CH15-HY Condition: AVG_54 3m 9120D-02294_250606 VERTICAL
17.7G ~18G Avg	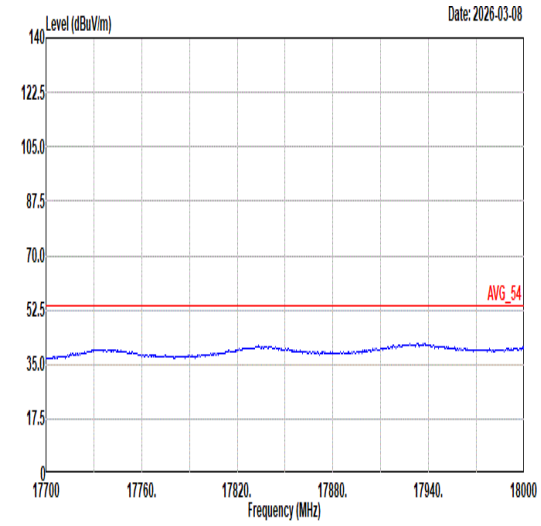 Site : 03CH15-HY Condition: AVG_54 3m 9120D-02294_250606 HORIZONTAL	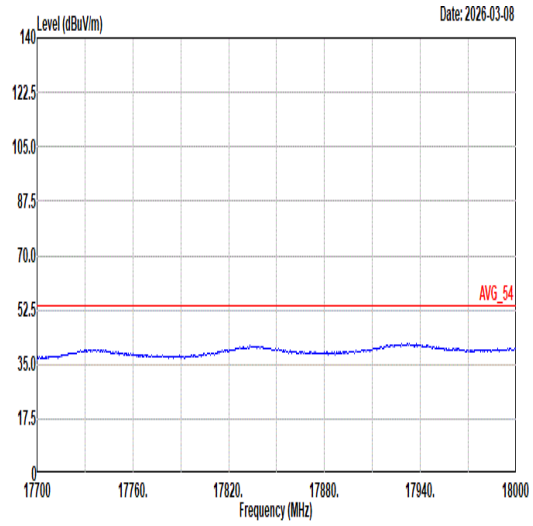 Site : 03CH15-HY Condition: AVG_54 3m 9120D-02294_250606 VERTICAL

Mode	34	
	Harmonic	
	U-NII-2C_5.47-5.725_802.11be EHT40_CH142_Full RU_5710MHz	
ANT	DB 1+2+3+4 (CDD)	
Pol.	Horizontal	Vertical
Peak Avg	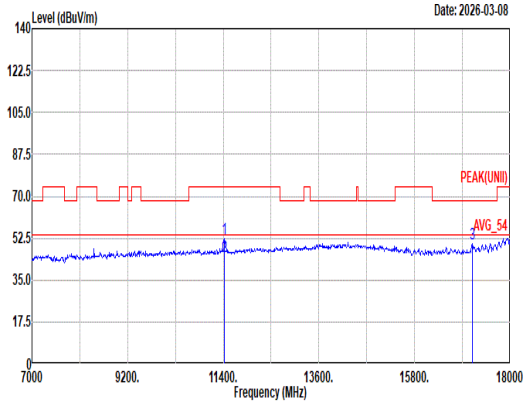 Site : 03CH15-HY Condition: PEAK(UNII) 3m 9120D-02294_250606 HORIZONTAL Freq Level Limit Line Margin Read Level Ant Factor Cable Loss Preamp Factor Aux Factor APos TPos Remark MHz dBuV/m dBuV/m dB dBuV dB/m dB dB dB cm deg 1 11420.00 52.37 74.00 -21.63 51.64 39.08 19.26 58.08 0.47 216 138 Peak 2 11420.00 44.69 54.00 -9.31 43.96 39.08 19.26 58.08 0.47 216 138 Average 3 17130.00 50.38 68.20 -17.82 47.83 38.26 23.82 60.00 0.47 -- -- Peak	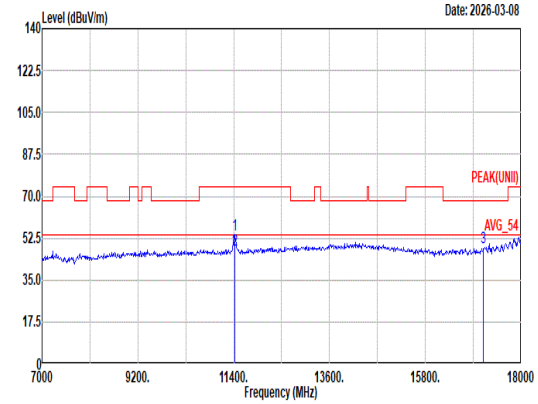 Site : 03CH15-HY Condition: PEAK(UNII) 3m 9120D-02294_250606 VERTICAL Freq Level Limit Line Margin Read Level Ant Factor Cable Loss Preamp Factor Aux Factor APos TPos Remark MHz dBuV/m dBuV/m dB dBuV dB/m dB dB dB cm deg 1 11420.00 53.66 74.00 -20.34 52.93 39.08 19.26 58.08 0.47 119 99 Peak 2 11420.00 47.34 54.00 -6.66 46.61 39.08 19.26 58.08 0.47 119 99 Average 3 17130.00 48.36 68.20 -19.84 45.81 38.26 23.82 60.00 0.47 -- -- Peak

Mode	34	
	Harmonic	
	U-NII-2C_5.47-5.725_802.11be EHT40_CH142_Full RU_5710MHz	
ANT	DB 1+2+3+4 (CDD)	
Pol.	Horizontal	Vertical
14.47G ~14.5G Avg	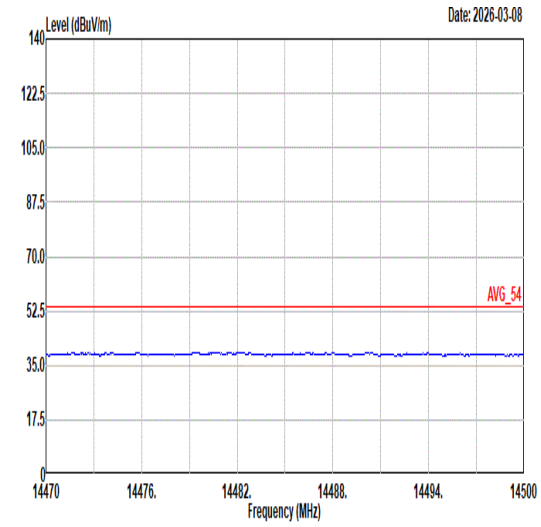 Site : 03CH15-HY Condition: AVG_54 3m 9120D-02294_250606 HORIZONTAL	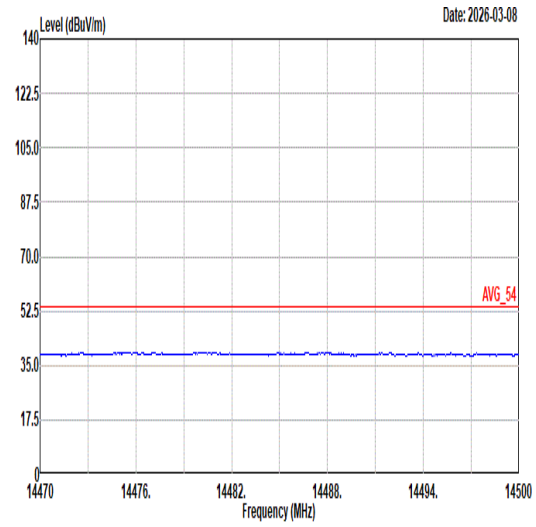 Site : 03CH15-HY Condition: AVG_54 3m 9120D-02294_250606 VERTICAL
17.7G ~18G Avg	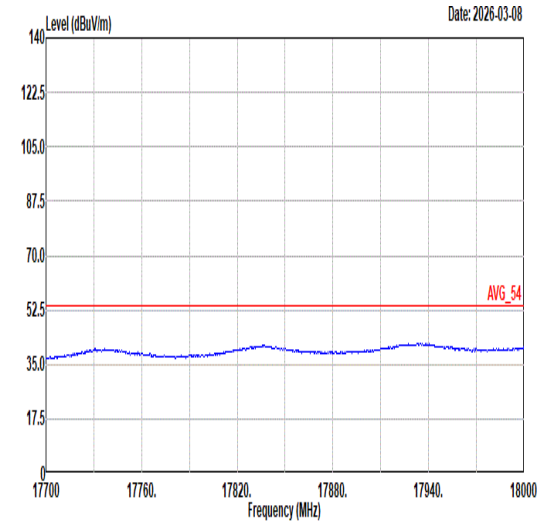 Site : 03CH15-HY Condition: AVG_54 3m 9120D-02294_250606 HORIZONTAL	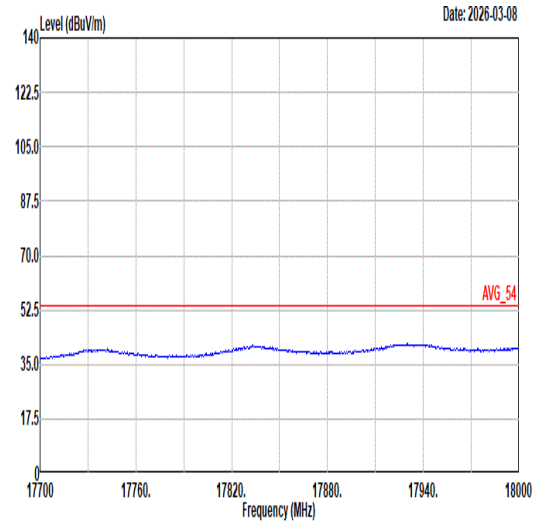 Site : 03CH15-HY Condition: AVG_54 3m 9120D-02294_250606 VERTICAL

Mode	35	
	Harmonic	
	U-NII-2C_5.47-5.725_802.11be EHT80_CH138_Full RU_5690MHz	
ANT	DB 1+2+3+4 (CDD)	
Pol.	Horizontal	Vertical
Peak Avg	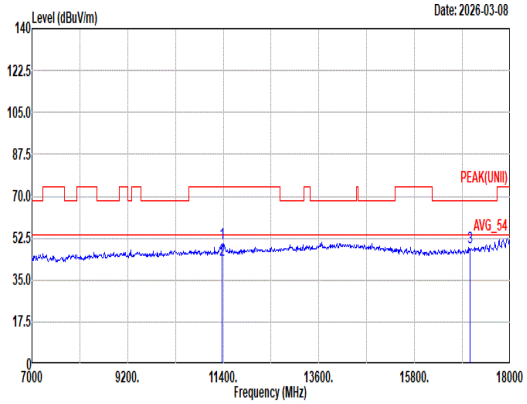 Site : 03CH15-HY Condition: PEAK(UNII) 3m 9120D-02294_250606 HORIZONTAL Freq Level Limit Line Margin Read Level Ant Factor Cable Loss Preamp Factor Aux Factor APos TPos Remark MHz dBuV/m dBuV/m dB dBuV dB/m dB dB dB cm deg 1 11380.00 50.45 74.00 -23.55 49.79 39.08 19.22 58.11 0.47 232 138 Peak 2 11380.00 43.17 54.00 -10.83 42.51 39.08 19.22 58.11 0.47 232 138 Average 3 17070.00 48.42 68.20 -19.78 45.97 38.17 23.79 59.98 0.47 -- -- Peak	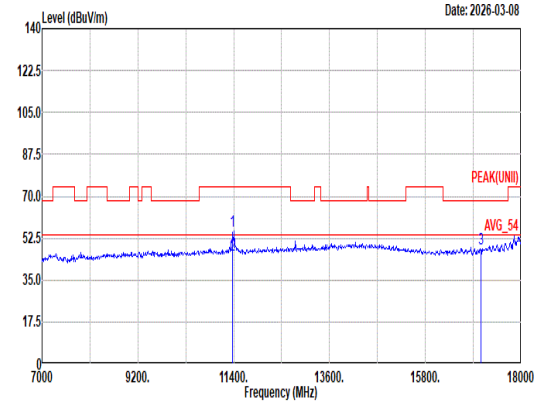 Site : 03CH15-HY Condition: PEAK(UNII) 3m 9120D-02294_250606 VERTICAL Freq Level Limit Line Margin Read Level Ant Factor Cable Loss Preamp Factor Aux Factor APos TPos Remark MHz dBuV/m dBuV/m dB dBuV dB/m dB dB dB cm deg 1 11380.00 55.51 74.00 -18.49 54.85 39.08 19.22 58.11 0.47 183 98 Peak 2 11380.00 45.42 54.00 -8.58 44.76 39.08 19.22 58.11 0.47 183 98 Average 3 17070.00 48.10 68.20 -20.10 45.65 38.17 23.79 59.98 0.47 -- -- Peak

Mode	35	
	Harmonic	
	U-NII-2C_5.47-5.725_802.11be EHT80_CH138_Full RU_5690MHz	
ANT	DB 1+2+3+4 (CDD)	
Pol.	Horizontal	Vertical
14.47G ~14.5G Avg	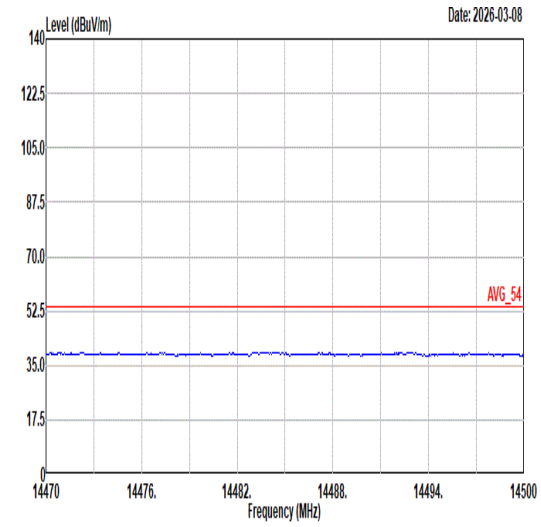 Site : 03CH15-HY Condition: AVG_54 3m 9120D-02294_250606 HORIZONTAL	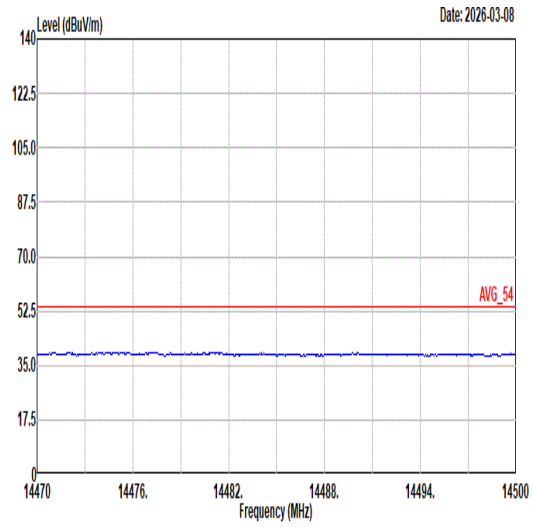 Site : 03CH15-HY Condition: AVG_54 3m 9120D-02294_250606 VERTICAL
17.7G ~18G Avg	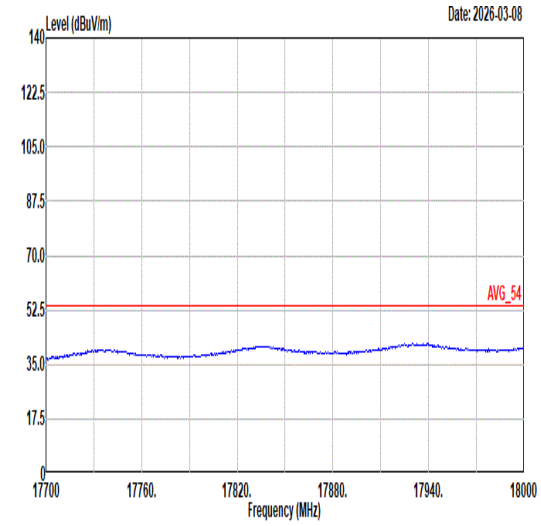 Site : 03CH15-HY Condition: AVG_54 3m 9120D-02294_250606 HORIZONTAL	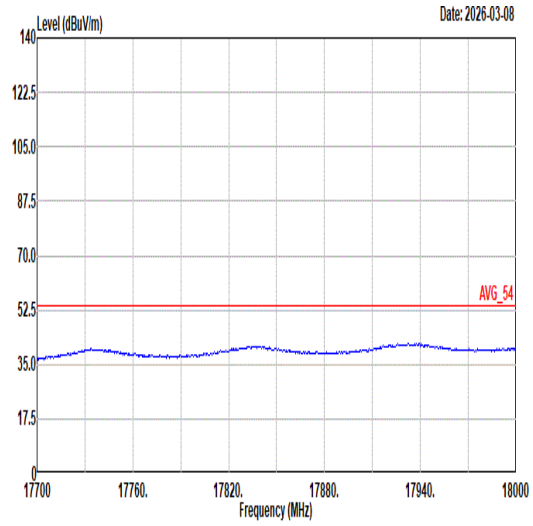 Site : 03CH15-HY Condition: AVG_54 3m 9120D-02294_250606 VERTICAL

Mode	99	
	LF	
	U-NII-2C_5.47-5.725_802.11be EHT160_CH114_Full RU_5570MHz	
ANT	DB 1+2+3+4 (CDD)	
Pol.	Horizontal	Vertical
QP/ Peak	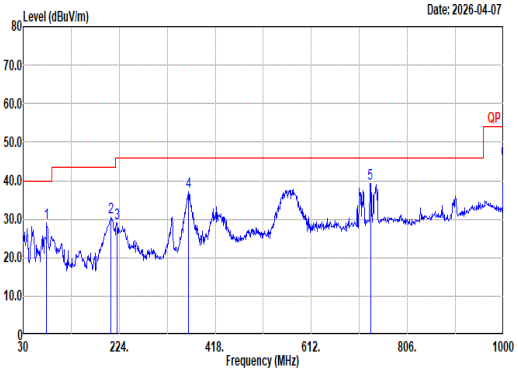	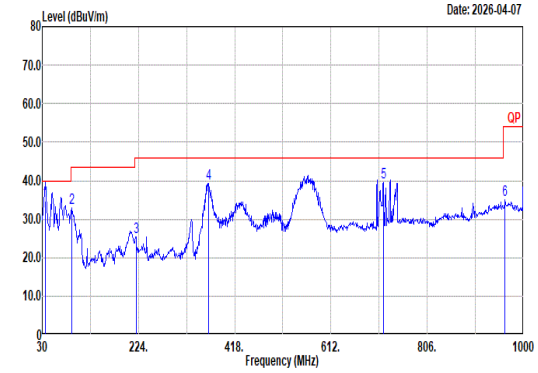

Site : 03CH15-HY
Condition: QP 3m Bilog_41912 & 05_260318 HORIZONTAL

	Freq	Level	Limit Line	Margin	Read Level	Ant Factor	Cable Loss	Preamp Factor	Aux Factor	APos	TPos	Remark
	MHz	dBuV/m	dBuV/m	dB	dBuV	dB/m	dB	dB	dB	cm	deg	
1	77.53	29.09	40.00	-10.91	46.67	13.19	1.53	32.41	0.11	--	--	Peak
2	207.51	30.41	43.50	-13.09	44.99	15.13	2.53	32.33	0.09	--	--	Peak
3	220.12	29.00	46.00	-17.00	43.23	15.42	2.60	32.34	0.09	--	--	Peak
4	363.68	37.05	46.00	-8.95	45.13	20.72	3.34	32.29	0.15	--	--	Peak
5	731.31	39.15	46.00	-6.85	38.81	27.71	4.74	32.27	0.16	--	--	Peak
6	1000.00	45.42	54.00	-8.58	40.12	30.01	5.54	30.54	0.29	--	--	Peak

Site : 03CH15-HY
Condition: QP 3m Bilog_41912 & 05_260318 VERTICAL

	Freq	Level	Limit Line	Margin	Read Level	Ant Factor	Cable Loss	Preamp Factor	Aux Factor	APos	TPos	Remark
	MHz	dBuV/m	dBuV/m	dB	dBuV	dB/m	dB	dB	dB	cm	deg	
1	36.79	34.67	40.00	-5.33	44.95	21.09	1.00	32.45	0.08	100	332	QP
2	89.17	32.84	43.50	-10.66	48.87	14.63	1.65	32.39	0.08	--	--	Peak
3	219.15	25.42	46.00	-20.58	39.77	15.31	2.59	32.34	0.09	--	--	Peak
4	364.65	39.25	46.00	-6.75	47.33	20.72	3.34	32.29	0.15	--	--	Peak
5	717.73	39.44	46.00	-6.56	39.82	27.05	4.70	32.29	0.16	--	--	Peak
6	963.14	34.90	54.00	-19.10	29.01	31.05	5.42	30.92	0.34	--	--	Peak

Mode	100	
	SHF	
	U-NII-2C_5.47-5.725_802.11be EHT160_CH114_Full RU_5570MHz	
ANT	DB 1+2+3+4 (CDD)	
Pol.	Horizontal	Vertical
Peak	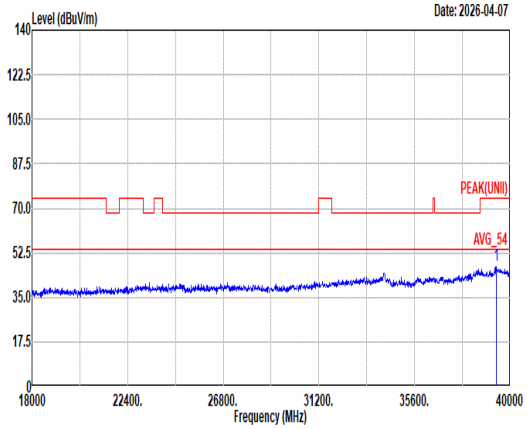 Site : 03CH15-HY Condition: PEAK(UNII) 1m SHF_1225_250702 HORIZONTAL Freq Level Limit Line Margin Read Level Ant Factor Cable Loss Preamp Factor Aux Factor APos TPos Remark MHz dBuV/m dBuV/m dB dBuV dB/m dB dB dB cm deg 1 39345.47 47.41 74.00 -26.59 59.35 45.95 8.27 56.62 -9.54 -- -- PEAK	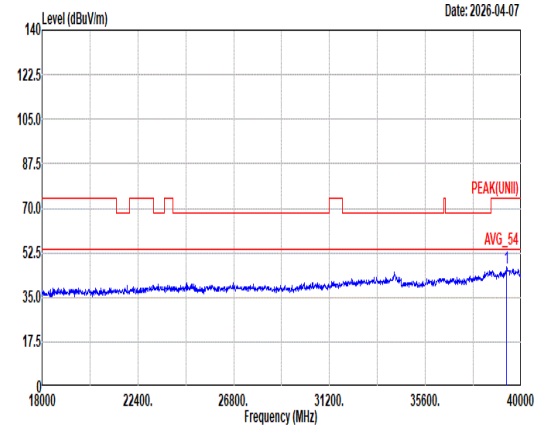 Site : 03CH15-HY Condition: PEAK(UNII) 1m SHF_1225_250702 VERTICAL Freq Level Limit Line Margin Read Level Ant Factor Cable Loss Preamp Factor Aux Factor APos TPos Remark MHz dBuV/m dBuV/m dB dBuV dB/m dB dB dB cm deg 1 39328.36 46.24 74.00 -27.76 58.41 45.74 8.27 56.64 -9.54 -- -- PEAK

C2.1. Radiated Spurious Emission Test Modes

Mode	Band	Band (GHz)	Antenna	Modulation	Channel	Frequency	Data Rate	RU	Remark
Mode 1	U-NII-1	5.15-5.25	DB 1+2+3+4 (CDD)	802.11be EHT80	42	5210	MCS0	Test 20MHz Channel Puncture Location 4	-
Mode 2	U-NII-2A	5.25-5.35	DB 1+2+3+4 (CDD)	802.11be EHT80	58	5290	MCS0	Test 20MHz Channel Puncture Location 1	-
Mode 3	U-NII-2A	5.25-5.35	DB 1+2+3+4 (CDD)	802.11be EHT160	50	5250	MCS0	Test 20MHz Channel Puncture Location 1	-
Mode 4	U-NII-2A	5.25-5.35	DB 1+2+3+4 (CDD)	802.11be EHT160	50	5250	MCS0	Test 20MHz Channel Puncture Location 8	-
Mode 5	U-NII-2A	5.25-5.35	DB 1+2+3+4 (CDD)	802.11be EHT160	50	5250	MCS0	Test 40MHz Channel Puncture Location 1	-
Mode 6	U-NII-2A	5.25-5.35	DB 1+2+3+4 (CDD)	802.11be EHT160	50	5250	MCS0	Test 40MHz Channel Puncture Location 4	-

Mode	Band	Band (GHz)	Antenna	Modulation	Channel	Frequency	Data Rate	RU	Remark
Mode 7	U-NII-2C	5.47-5.725	DB 1+2+3+4 (CDD)	802.11be EHT80	106	5530	MCS0	Test 20MHz Channel Puncture Location 4	-
Mode 8	U-NII-2C	5.47-5.725	DB 1+2+3+4 (CDD)	802.11be EHT80	122	5610	MCS0	Test 20MHz Channel Puncture Location 1	-
Mode 9	U-NII-2C	5.47-5.725	DB 1+2+3+4 (CDD)	802.11be EHT160	114	5570	MCS0	Test 20MHz Channel Puncture Location 1	-
Mode 10	U-NII-2C	5.47-5.725	DB 1+2+3+4 (CDD)	802.11be EHT160	114	5570	MCS0	Test 20MHz Channel Puncture Location 8	-
Mode 11	U-NII-2C	5.47-5.725	DB 1+2+3+4 (CDD)	802.11be EHT160	114	5570	MCS0	Test 40MHz Channel Puncture Location 1	-
Mode 12	U-NII-2C	5.47-5.725	DB 1+2+3+4 (CDD)	802.11be EHT160	114	5570	MCS0	Test 40MHz Channel Puncture Location 4	-

C2.2. Summary of each worse mode

Mode	Modulation	Ch.	Freq. (MHz)	Level (dBuV/m)	Limit (dBuV/m)	Margin (dB)	Pol.	Peak Avg.	Result	RU	Remark
1	802.11be EHT80	42	5144.27	52.96	54.00	-1.04	V	Avg.	Pass	Test 20MHz Channel Puncture Location 4	Band Edge
	802.11be EHT80	42	-	-	-	-	-	-	-	Test 20MHz Channel Puncture Location 4	Harmonic
2	802.11be EHT80	58	5351.71	52.77	54.00	-1.23	V	Avg.	Pass	Test 20MHz Channel Puncture Location 1	Band Edge
	802.11be EHT80	58	-	-	-	-	-	-	-	Test 20MHz Channel Puncture Location 1	Harmonic
3	802.11be EHT160	50	5359.41	52.47	54.00	-1.53	V	Avg.	Pass	Test 20MHz Channel Puncture Location 1	Band Edge
	802.11be EHT160	50	-	-	-	-	-	-	-	Test 20MHz Channel Puncture Location 1	Harmonic

Mode	Modulation	Ch.	Freq. (MHz)	Level (dBuV/m)	Limit (dBuV/m)	Margin (dB)	Pol.	Peak Avg.	Result	RU	Remark
4	802.11be EHT160	50	5361.51	51.64	54.00	-2.36	H	Avg.	Pass	Test 20MHz Channel Puncture Location 8	Band Edge
	802.11be EHT160	50	-	-	-	-	-	-	-	Test 20MHz Channel Puncture Location 8	Harmonic
5	802.11be EHT160	50	5361.09	52.92	54.00	-1.08	H	Avg.	Pass	Test 40MHz Channel Puncture Location 1	Band Edge
	802.11be EHT160	50	-	-	-	-	-	-	-	Test 40MHz Channel Puncture Location 1	Harmonic
6	802.11be EHT160	50	5150.00	52.62	54.00	-1.38	V	Avg.	Pass	Test 40MHz Channel Puncture Location 4	Band Edge
6	802.11be EHT160	50	-	-	-	-	-	-	-	Test 40MHz Channel Puncture Location 4	Harmonic

Mode	Modulation	Ch.	Freq. (MHz)	Level (dBuV/m)	Limit (dBuV/m)	Margin (dB)	Pol.	Peak Avg.	Result	RU	Remark
7	802.11be EHT80	106	5456.56	52.69	54.00	-1.31	H	Avg.	Pass	Test 20MHz Channel Puncture Location 4	Band Edge
	802.11be EHT80	106	-	-	-	-	-	-	-	Test 20MHz Channel Puncture Location 4	Harmonic
8	802.11be EHT80	122	5726.56	59.68	68.20	-8.52	H	Peak	Pass	Test 20MHz Channel Puncture Location 1	Band Edge
	802.11be EHT80	122	-	-	-	-	-	-	-	Test 20MHz Channel Puncture Location 1	Harmonic
9	802.11be EHT160	114	5421.72	51.16	54.00	-2.84	H	Avg.	Pass	Test 20MHz Channel Puncture Location 1	Band Edge
	802.11be EHT160	114	-	-	-	-	-	-	-	Test 20MHz Channel Puncture Location 1	Harmonic

Mode	Modulation	Ch.	Freq. (MHz)	Level (dBuV/m)	Limit (dBuV/m)	Margin (dB)	Pol.	Peak Avg.	Result	RU	Remark
10	802.11be EHT160	114	5460.00	52.30	54.00	-1.70	H	Avg.	Pass	Test 20MHz Channel Puncture Location 8	Band Edge
	802.11be EHT160	114	-	-	-	-	-	-	-	Test 20MHz Channel Puncture Location 8	Harmonic
11	802.11be EHT160	114	5463.30	66.63	68.20	-1.57	H	Peak	Pass	Test 40MHz Channel Puncture Location 1	Band Edge
	802.11be EHT160	114	-	-	-	-	-	-	-	Test 40MHz Channel Puncture Location 1	Harmonic
12	802.11be EHT160	114	5442.40	53.57	54.00	-0.43	H	Avg.	Pass	Test 40MHz Channel Puncture Location 4	Band Edge
	802.11be EHT160	114	-	-	-	-	-	-	-	Test 40MHz Channel Puncture Location 4	Harmonic

Mode	1	
	Band Edge - L	
	U-NII-1_5.15-5.25_802.11be EHT80_CH42_Test 20MHz Channel Puncture Location 4_5210MHz	
ANT	DB 1+2+3+4 (CDD)	
Pol.	Horizontal	Fundamental
Peak	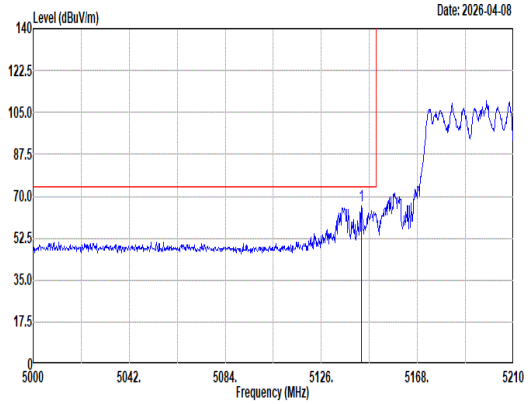 Site : 03CH15-HY Condition: PEAK_BE_74 3m 9120D-02294_250606 HORIZONTAL : RBW:1000.000kHz VBW:3000.000kHz SWT:Auto Freq Level Limit Line Margin Read Level Ant Factor Cable Loss Preamp Factor Aux Factor APos TPos Remark MHz dBuV/m dBuV/m dB dBuV dB/m dB dB dB cm deg 1 5143.64 65.78 74.00 -8.22 56.85 33.17 12.66 36.90 0.00 300 84 Peak	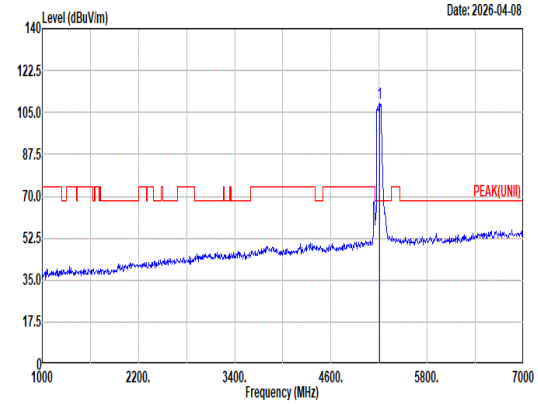 Site : 03CH15-HY Condition: PEAK(UNII) 3m 9120D-02294_250606 HORIZONTAL : RBW:1000.000kHz VBW:3000.000kHz SWT:Auto Freq Level Limit Line Margin Read Level Ant Factor Cable Loss Preamp Factor Aux Factor APos TPos Remark MHz dBuV/m dBuV/m dB dBuV dB/m dB dB dB cm deg 1 5210.00 108.63 ------ ------ 99.80 32.99 12.74 36.90 0.00 300 84 Peak
Avg	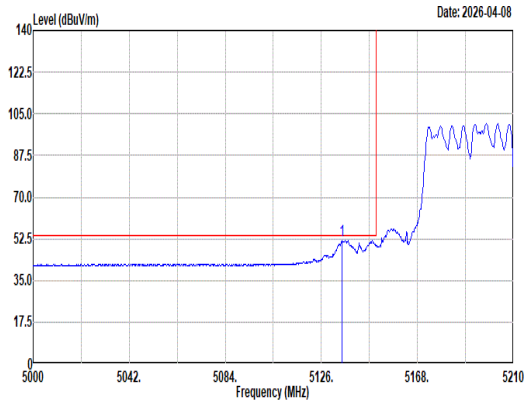 Site : 03CH15-HY Condition: AVG_BE_54 3m 9120D-02294_250606 HORIZONTAL : RBW:1000.000kHz VBW:2.000kHz SWT:Auto Freq Level Limit Line Margin Read Level Ant Factor Cable Loss Preamp Factor Aux Factor APos TPos Remark MHz dBuV/m dBuV/m dB dBuV dB/m dB dB dB cm deg 1 5135.03 51.66 54.00 -2.34 42.77 33.14 12.65 36.90 0.00 300 84 Average	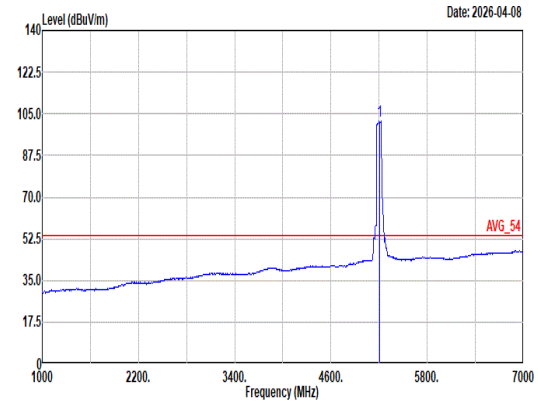 Site : 03CH15-HY Condition: AVG_54 3m 9120D-02294_250606 HORIZONTAL : RBW:1000.000kHz VBW:2.000kHz SWT:Auto Freq Level Limit Line Margin Read Level Ant Factor Cable Loss Preamp Factor Aux Factor APos TPos Remark MHz dBuV/m dBuV/m dB dBuV dB/m dB dB dB cm deg 1 5210.00 101.78 ------ ------ 92.95 33.00 12.73 36.90 0.00 300 84 Average

Mode	1	
	Band Edge - R	
	U-NII-1_5.15-5.25_802.11be EHT80_CH42_Test 20MHz Channel Puncture Location 4_5210MHz	
ANT	DB 1+2+3+4 (CDD)	
Pol.	Horizontal	Fundamental
Peak	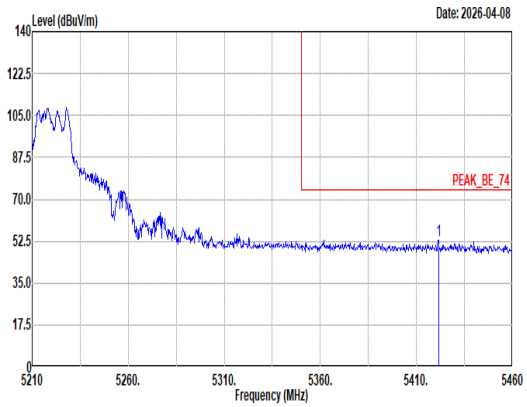 Site : 03CH15-HY Condition: PEAK_BE_74 3m 9120D-02294_250606 HORIZONTAL : RBW:1000.000kHz VBW:3000.000kHz SWT:Auto Freq Level Limit Line Margin Read Level Ant Factor Cable Loss Preamp Factor Aux Factor APos TPos Remark MHz dBuV/m dBuV/m dB dBuV dB/m dB dB dB cm deg 1 5421.50 52.89 74.00 -21.11 43.91 32.80 13.08 36.90 0.00 300 84 Peak	Blank
Avg	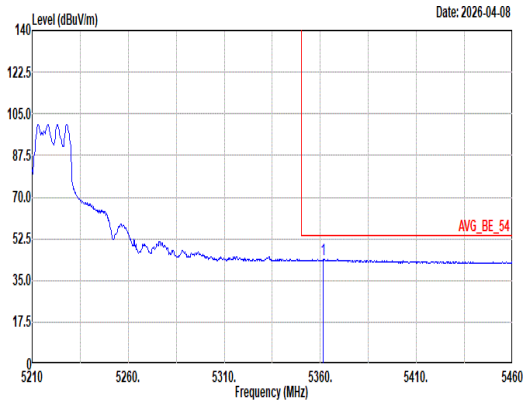 Site : 03CH15-HY Condition: AVG_BE_54 3m 9120D-02294_250606 HORIZONTAL : RBW:1000.000kHz VBW:2.000kHz SWT:Auto Freq Level Limit Line Margin Read Level Ant Factor Cable Loss Preamp Factor Aux Factor APos TPos Remark MHz dBuV/m dBuV/m dB dBuV dB/m dB dB dB cm deg 1 5361.50 43.70 54.00 -10.30 34.72 32.88 13.00 36.90 0.00 300 84 Average	Blank

Mode	1	
	Band Edge - L	
	U-NII-1_5.15-5.25_802.11be EHT80_CH42_Test 20MHz Channel Puncture Location 4_5210MHz	
ANT	DB 1+2+3+4 (CDD)	
Pol.	Vertical	Fundamental
Peak	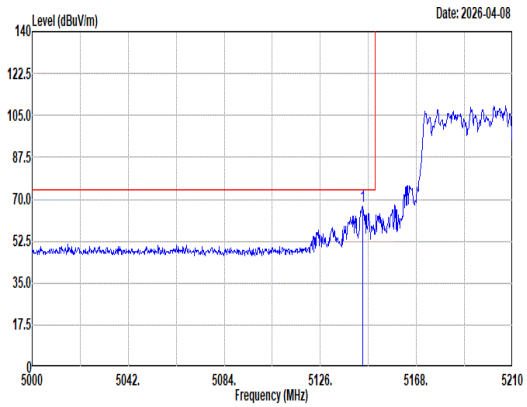 Site : 03CH15-HY Condition: PEAK_BE_74 3m 9120D-02294_250606 VERTICAL : RBW:1000.000kHz VBW:3000.000kHz SWT:Auto Freq Level Limit Line Margin Read Level Ant Factor Cable Loss Preamp Factor Aux Factor APos TPos Remark MHz dBuV/m dBuV/m dB dBuV dB/m dB dB dB cm deg 1 5144.48 67.00 74.00 -7.00 58.06 33.18 12.66 36.90 0.00 222 130 Peak	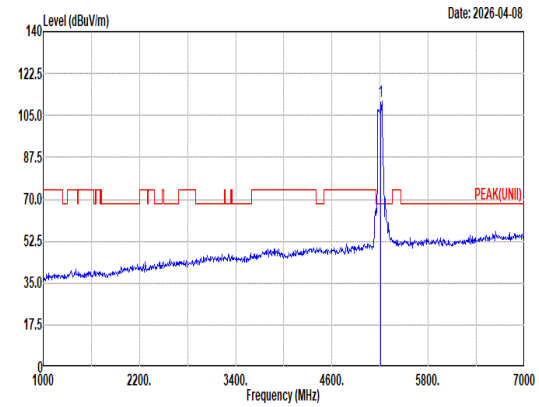 Site : 03CH15-HY Condition: PEAK(UNII) 3m 9120D-02294_250606 VERTICAL : RBW:1000.000kHz VBW:3000.000kHz SWT:Auto Freq Level Limit Line Margin Read Level Ant Factor Cable Loss Preamp Factor Aux Factor APos TPos Remark MHz dBuV/m dBuV/m dB dBuV dB/m dB dB dB cm deg 1 5210.00 111.11 ------ ------ 102.29 32.95 12.77 36.90 0.00 222 130 Peak
Avg	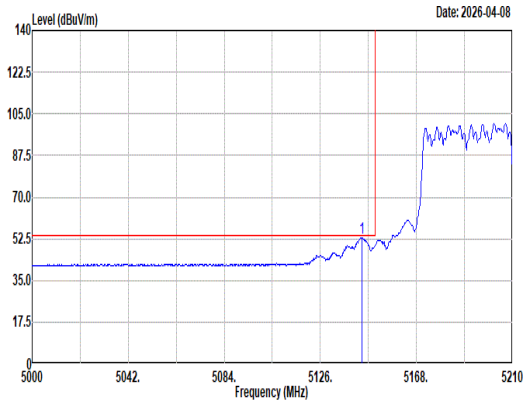 Site : 03CH15-HY Condition: AVG_BE_54 3m 9120D-02294_250606 VERTICAL : RBW:1000.000kHz VBW:2.000kHz SWT:Auto Freq Level Limit Line Margin Read Level Ant Factor Cable Loss Preamp Factor Aux Factor APos TPos Remark MHz dBuV/m dBuV/m dB dBuV dB/m dB dB dB cm deg 1 5144.27 52.96 54.00 -1.04 44.02 33.18 12.66 36.90 0.00 222 130 Average	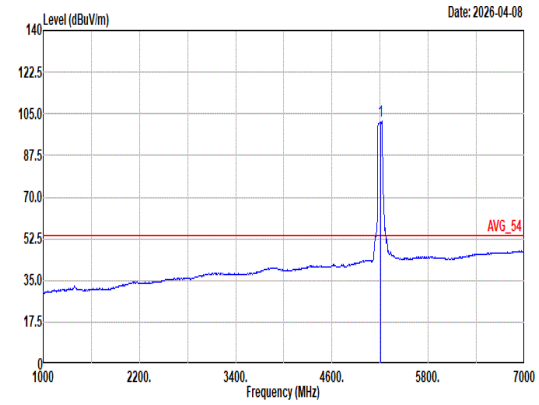 Site : 03CH15-HY Condition: AVG_54 3m 9120D-02294_250606 VERTICAL : RBW:1000.000kHz VBW:2.000kHz SWT:Auto Freq Level Limit Line Margin Read Level Ant Factor Cable Loss Preamp Factor Aux Factor APos TPos Remark MHz dBuV/m dBuV/m dB dBuV dB/m dB dB dB cm deg 1 5210.00 101.96 ------ ------ 93.14 32.95 12.77 36.90 0.00 222 130 Average

Mode	1	
	Band Edge - R	
	U-NII-1_5.15-5.25_802.11be EHT80_CH42_Test 20MHz Channel Puncture Location 4_5210MHz	
ANT	DB 1+2+3+4 (CDD)	
Pol.	Vertical	Fundamental
Peak	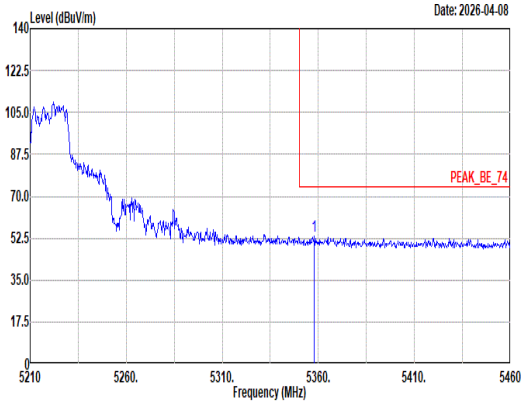 Site : 03CH15-HY Condition: PEAK_BE_74 3m 9120D-02294_250606 VERTICAL : RBW:1000.000kHz VBW:3000.000kHz SWT:Auto Limit Read Ant Cable Preamp Aux APos TPos Freq Level Line Margin Level Factor Loss Factor Factor Remark MHz dBuV/m dBuV/m dB dBuV dB/m dB dB dB cm deg 1 5358.00 53.13 74.00 -20.87 44.15 32.88 13.00 36.90 0.00 222 130 Peak	Blank
Avg	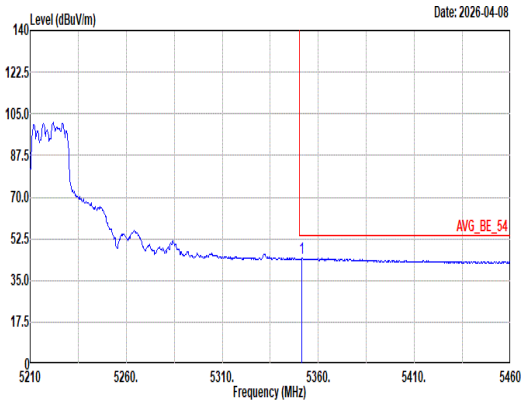 Site : 03CH15-HY Condition: AVG_BE_54 3m 9120D-02294_250606 VERTICAL : RBW:1000.000kHz VBW:2.000kHz SWT:Auto Limit Read Ant Cable Preamp Aux APos TPos Freq Level Line Margin Level Factor Loss Factor Factor Remark MHz dBuV/m dBuV/m dB dBuV dB/m dB dB dB cm deg 1 5351.25 44.37 54.00 -9.63 35.38 32.90 12.99 36.90 0.00 222 130 Average	Blank

Mode	2	
	Band Edge - L	
	U-NII-2A_5.25-5.35_802.11be EHT80_CH58_Test 20MHz Channel Puncture Location 1_5290MHz	
ANT	DB 1+2+3+4 (CDD)	
Pol.	Horizontal	Fundamental
Peak	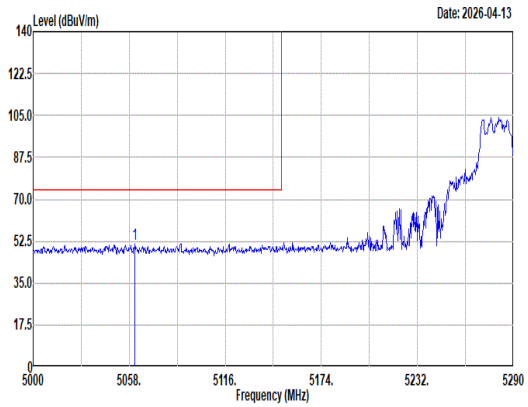 Site : 03CH15-HY Condition: PEAK_BE_74 3m 9120D-02294_250606 HORIZONTAL : RBW:1000.000kHz VBW:3000.000kHz SWT:Auto Freq Level Limit Line Margin Read Level Ant Factor Cable Loss Preamp Factor Aux Factor APos TPos Remark MHz dBuV/m dBuV/m dB dBuV dB/m dB dB dB cm deg 1 5061.48 51.26 74.00 -22.74 42.52 33.08 12.56 36.90 0.00 200 89 Peak	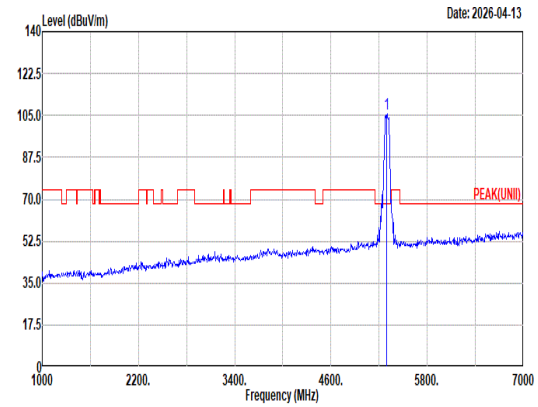 Site : 03CH15-HY Condition: PEAK(UNII) 3m 9120D-02294_250606 HORIZONTAL : RBW:1000.000kHz VBW:3000.000kHz SWT:Auto Freq Level Limit Line Margin Read Level Ant Factor Cable Loss Preamp Factor Aux Factor APos TPos Remark MHz dBuV/m dBuV/m dB dBuV dB/m dB dB dB cm deg 1 5290.00 105.90 ------ ------ 97.10 32.80 12.90 36.90 0.00 200 89 Peak
Avg	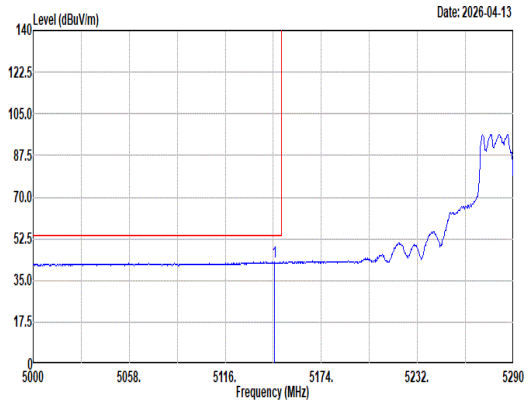 Site : 03CH15-HY Condition: AVG_BE_54 3m 9120D-02294_250606 HORIZONTAL : RBW:1000.000kHz VBW:2.000kHz SWT:Auto Freq Level Limit Line Margin Read Level Ant Factor Cable Loss Preamp Factor Aux Factor APos TPos Remark MHz dBuV/m dBuV/m dB dBuV dB/m dB dB dB cm deg 1 5145.87 42.86 54.00 -11.14 33.92 33.18 12.66 36.90 0.00 200 89 Average	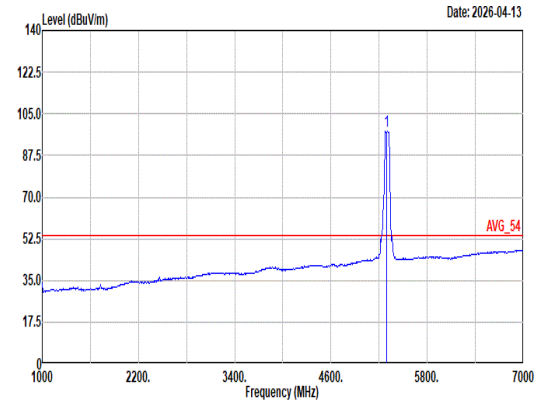 Site : 03CH15-HY Condition: AVG_54 3m 9120D-02294_250606 HORIZONTAL : RBW:1000.000kHz VBW:2.000kHz SWT:Auto Freq Level Limit Line Margin Read Level Ant Factor Cable Loss Preamp Factor Aux Factor APos TPos Remark MHz dBuV/m dBuV/m dB dBuV dB/m dB dB dB cm deg 1 5290.00 97.80 ------ ------ 89.00 32.80 12.90 36.90 0.00 200 89 Average

Mode	2	
	Band Edge - R	
	U-NII-2A_5.25-5.35_802.11be EHT80_CH58_Test 20MHz Channel Puncture Location 1_5290MHz	
ANT	DB 1+2+3+4 (CDD)	
Pol.	Horizontal	Fundamental
Peak	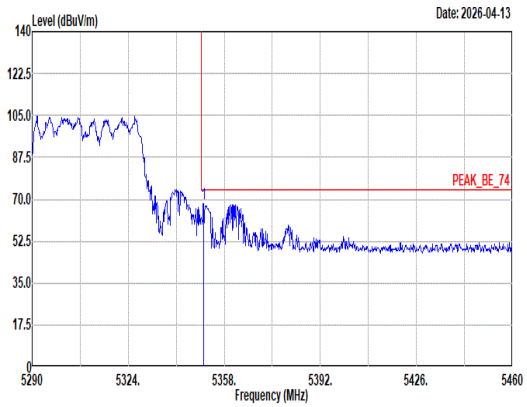 Site : 03CH15-HY Condition: PEAK_BE_74 3m 9120D-02294_250606 HORIZONTAL : RBW:1000.000kHz VBW:3000.000kHz SWT:Auto Freq Level Limit Line Margin Read Level Ant Factor Cable Loss Preamp Factor Aux Factor APos TPos Remark MHz dBuV/m dBuV/m dB dBuV dB/m dB dB dB cm deg 1 5350.69 68.24 74.00 -5.76 59.25 32.90 12.99 36.90 0.00 200 89 Peak	Blank
Avg	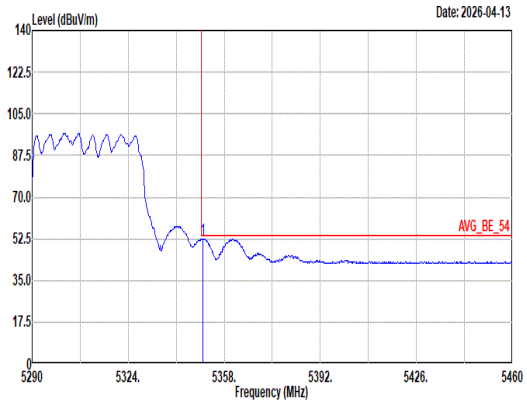 Site : 03CH15-HY Condition: AVG_BE_54 3m 9120D-02294_250606 HORIZONTAL : RBW:1000.000kHz VBW:2.000kHz SWT:Auto Freq Level Limit Line Margin Read Level Ant Factor Cable Loss Preamp Factor Aux Factor APos TPos Remark MHz dBuV/m dBuV/m dB dBuV dB/m dB dB dB cm deg 1 5350.52 52.53 54.00 -1.47 43.54 32.90 12.99 36.90 0.00 200 89 Average	Blank

Mode	2	
	Band Edge - L	
	U-NII-2A_5.25-5.35_802.11be EHT80_CH58_Test 20MHz Channel Puncture Location 1_5290MHz	
ANT	DB 1+2+3+4 (CDD)	
Pol.	Vertical	Fundamental
Peak	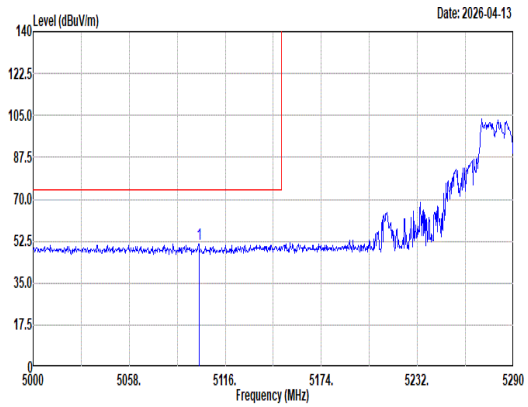 Site : 03CH15-HY Condition: PEAK_BE_74 3m 9120D-02294_250606 VERTICAL : RBW:1000.000kHz VBW:3000.000kHz SWT:Auto Freq Level Limit Line Margin Read Level Ant Factor Cable Loss Preamp Factor Aux Factor APos TPos Remark MHz dBuV/m dBuV/m dB dBuV dB/m dB dB dB cm deg 1 5100.05 51.18 74.00 -22.82 42.47 33.00 12.61 36.90 0.00 200 9 Peak	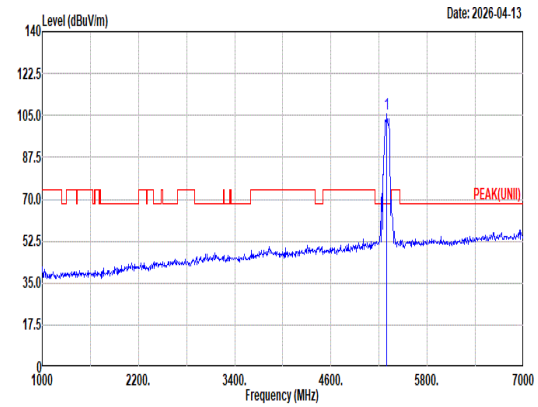 Site : 03CH15-HY Condition: PEAK(UNII) 3m 9120D-02294_250606 VERTICAL : RBW:1000.000kHz VBW:3000.000kHz SWT:Auto Freq Level Limit Line Margin Read Level Ant Factor Cable Loss Preamp Factor Aux Factor APos TPos Remark MHz dBuV/m dBuV/m dB dBuV dB/m dB dB dB cm deg 1 5290.00 105.82 ------ ------ 97.02 32.81 12.89 36.90 0.00 200 9 Peak
Avg	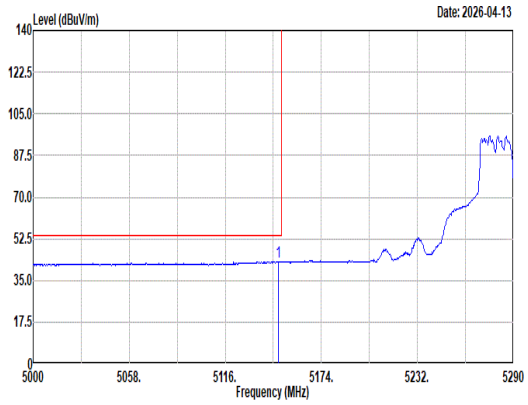 Site : 03CH15-HY Condition: AVG_BE_54 3m 9120D-02294_250606 VERTICAL : RBW:1000.000kHz VBW:2.000kHz SWT:Auto Freq Level Limit Line Margin Read Level Ant Factor Cable Loss Preamp Factor Aux Factor APos TPos Remark MHz dBuV/m dBuV/m dB dBuV dB/m dB dB dB cm deg 1 5147.90 42.92 54.00 -11.08 33.97 33.19 12.66 36.90 0.00 200 9 Average	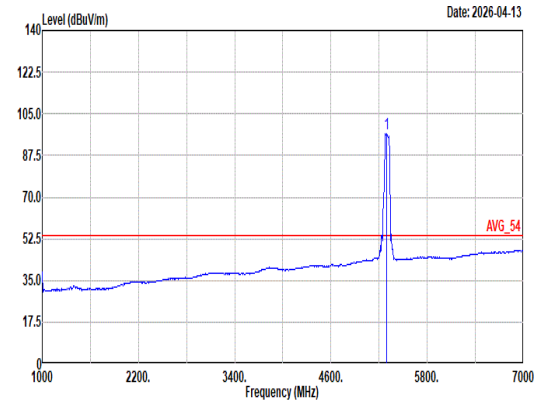 Site : 03CH15-HY Condition: AVG_54 3m 9120D-02294_250606 VERTICAL : RBW:1000.000kHz VBW:2.000kHz SWT:Auto Freq Level Limit Line Margin Read Level Ant Factor Cable Loss Preamp Factor Aux Factor APos TPos Remark MHz dBuV/m dBuV/m dB dBuV dB/m dB dB dB cm deg 1 5290.00 96.63 ------ ------ 87.83 32.84 12.86 36.90 0.00 200 9 Average

Mode	2	
	Band Edge - R	
	U-NII-2A_5.25-5.35_802.11be EHT80_CH58_Test 20MHz Channel Puncture Location 1_5290MHz	
ANT	DB 1+2+3+4 (CDD)	
Pol.	Vertical	Fundamental
Peak	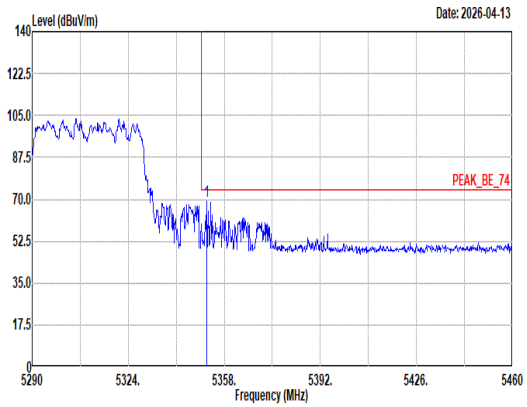 Site : 03CH15-HY Condition: PEAK_BE_74 3m 9120D-02294_250606 VERTICAL : RBW:1000.000kHz VBW:3000.000kHz SWT:Auto Freq Level Limit Line Margin Read Level Ant Factor Cable Loss Preamp Factor Aux Factor APos TPos Remark MHz dBuV/m dBuV/m dB dBuV dB/m dB dB dB cm deg 1 5351.71 69.30 74.00 -4.70 60.31 32.90 12.99 36.90 0.00 200 9 Peak	Blank
Avg	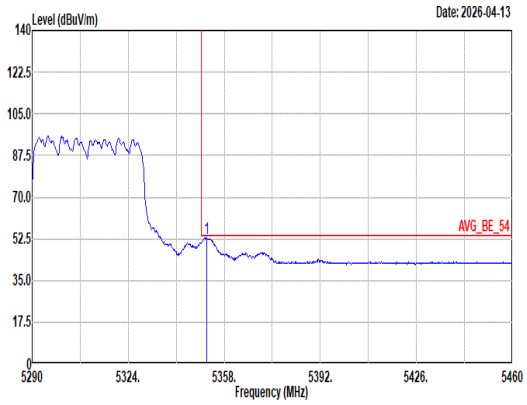 Site : 03CH15-HY Condition: AVG_BE_54 3m 9120D-02294_250606 VERTICAL : RBW:1000.000kHz VBW:2.000kHz SWT:Auto Freq Level Limit Line Margin Read Level Ant Factor Cable Loss Preamp Factor Aux Factor APos TPos Remark MHz dBuV/m dBuV/m dB dBuV dB/m dB dB dB cm deg 1 5351.71 52.77 54.00 -1.23 43.78 32.90 12.99 36.90 0.00 200 9 Average	Blank