Mode	3	
	Band Edge - L	
	U-NII-2A_5.25-5.35_802.11be EHT160_CH50_Test 20MHz Channel Puncture Location 1_5250MHz	
ANT	DB 1+2+3+4 (CDD)	
Pol.	Horizontal	Fundamental
Peak	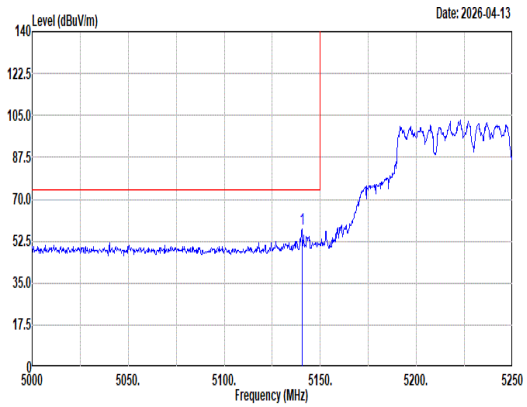 Site : 03CH15-HY Condition: PEAK_BE_74 3m 9120D-02294_250606 HORIZONTAL : RBW:1000.000kHz VBW:3000.000kHz SWT:Auto 1 5140.50 57.85 74.00 -16.15 48.93 33.16 12.66 36.90 0.00 300 68 Peak	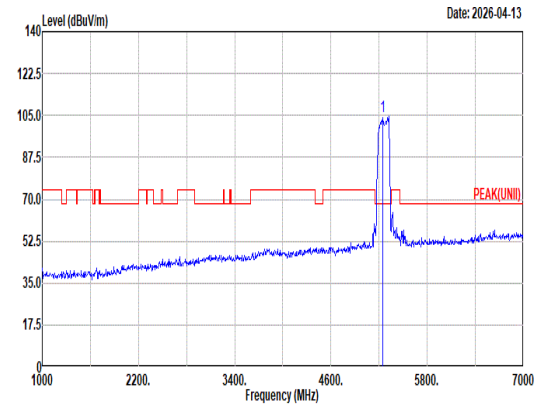 Site : 03CH15-HY Condition: PEAK(UNII) 3m 9120D-02294_250606 HORIZONTAL : RBW:1000.000kHz VBW:3000.000kHz SWT:Auto 1 5250.00 104.86 ------ ------ 95.99 32.84 12.93 36.90 0.00 300 68 Peak
Avg	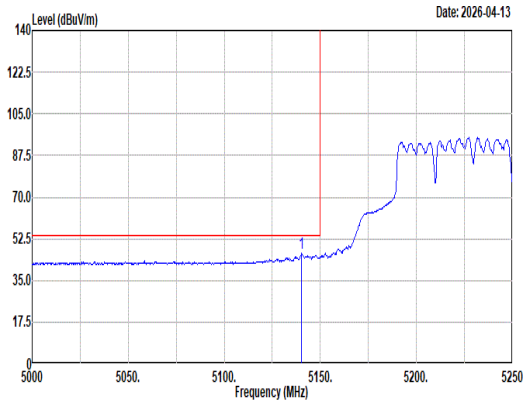 Site : 03CH15-HY Condition: AVG_BE_54 3m 9120D-02294_250606 HORIZONTAL : RBW:1000.000kHz VBW:3.900kHz SWT:Auto 1 5140.25 46.23 54.00 -7.77 37.31 33.16 12.66 36.90 0.00 300 68 Average	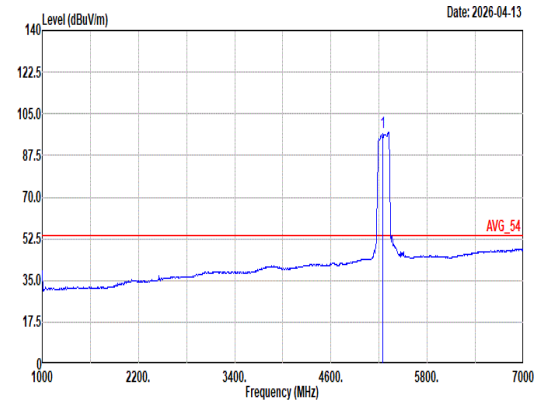 Site : 03CH15-HY Condition: AVG_54 3m 9120D-02294_250606 HORIZONTAL : RBW:1000.000kHz VBW:3.900kHz SWT:Auto 1 5250.00 97.07 ------ ------ 88.22 32.83 12.92 36.90 0.00 300 68 Average

Mode	3	
	Band Edge - R	
	U-NII-2A_5.25-5.35_802.11be EHT160_CH50_Test 20MHz Channel Puncture Location 1_5250MHz	
ANT	DB 1+2+3+4 (CDD)	
Pol.	Horizontal	Fundamental
Peak	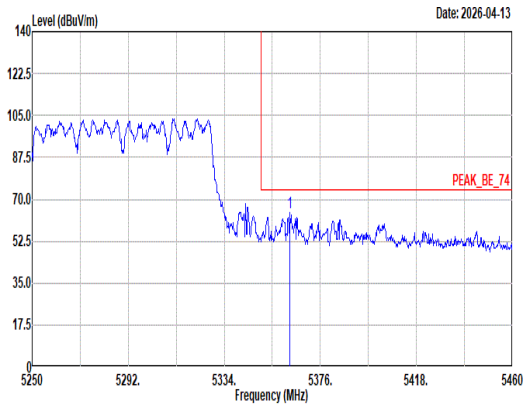 Site : 03CH15-HY Condition: PEAK_BE_74 3m 9120D-02294_250606 HORIZONTAL : RBW:1000.000kHz VBW:3000.000kHz SWT:Auto Freq Level Limit Line Margin Read Level Ant Factor Cable Loss Preamp Factor Aux Factor APos TPos Remark MHz dBuV/m dBuV/m dB dBuV dB/m dB dB dB cm deg 1 5362.77 64.70 74.00 -9.30 55.72 32.87 13.01 36.90 0.00 300 68 Peak	Blank
Avg	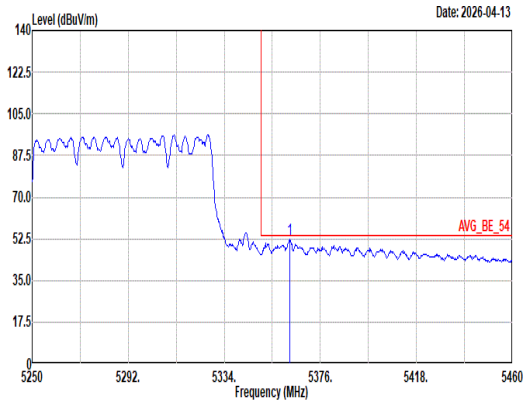 Site : 03CH15-HY Condition: AVG_BE_54 3m 9120D-02294_250606 HORIZONTAL : RBW:1000.000kHz VBW:3.900kHz SWT:Auto Freq Level Limit Line Margin Read Level Ant Factor Cable Loss Preamp Factor Aux Factor APos TPos Remark MHz dBuV/m dBuV/m dB dBuV dB/m dB dB dB cm deg 1 5362.56 52.27 54.00 -1.73 43.29 32.87 13.01 36.90 0.00 300 68 Average	Blank

Mode	3	
	Band Edge - L	
	U-NII-2A_5.25-5.35_802.11be EHT160_CH50_Test 20MHz Channel Puncture Location 1_5250MHz	
ANT	DB 1+2+3+4 (CDD)	
Pol.	Vertical	Fundamental
Peak	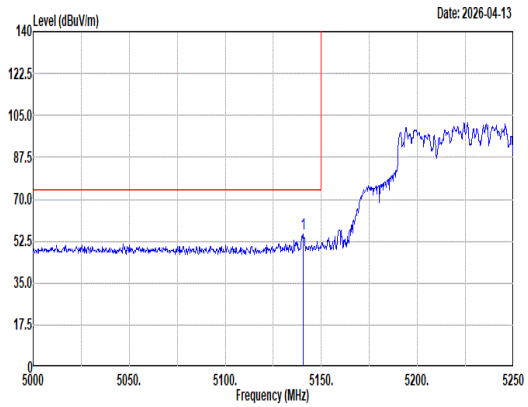 Site : 03CH15-HY Condition: PEAK_BE_74 3m 9120D-02294_250606 VERTICAL : RBW:1000.000kHz VBW:3000.000kHz SWT:Auto Freq Level Limit Line Margin Read Level Ant Factor Cable Loss Preamp Factor Aux Factor APos TPos Remark MHz dBuV/m dBuV/m dB dBuV dB/m dB dB dB cm deg 1 5140.50 55.28 74.00 -18.72 46.36 33.16 12.66 36.90 0.00 300 317 Peak	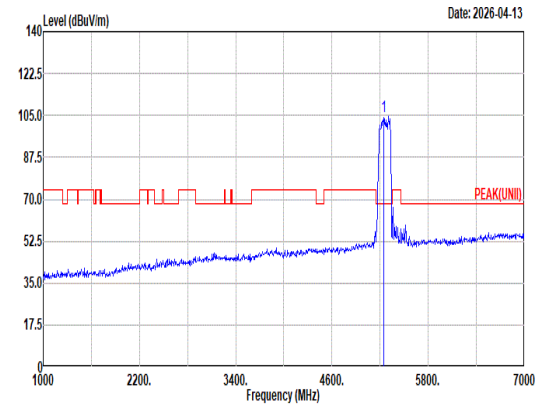 Site : 03CH15-HY Condition: PEAK(UNII) 3m 9120D-02294_250606 VERTICAL : RBW:1000.000kHz VBW:3000.000kHz SWT:Auto Freq Level Limit Line Margin Read Level Ant Factor Cable Loss Preamp Factor Aux Factor APos TPos Remark MHz dBuV/m dBuV/m dB dBuV dB/m dB dB dB cm deg 1 5250.00 104.63 ------ ------ 95.80 32.82 12.91 36.90 0.00 300 317 Peak
Avg	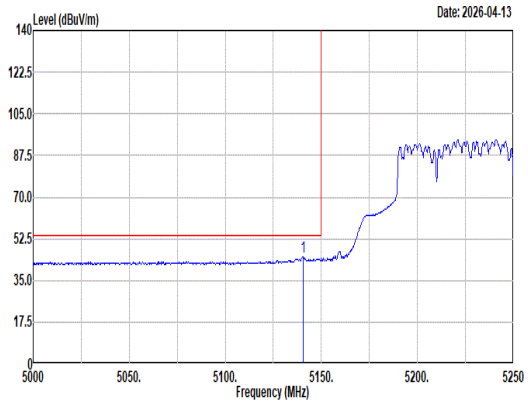 Site : 03CH15-HY Condition: AVG_BE_54 3m 9120D-02294_250606 VERTICAL : RBW:1000.000kHz VBW:3.900kHz SWT:Auto Freq Level Limit Line Margin Read Level Ant Factor Cable Loss Preamp Factor Aux Factor APos TPos Remark MHz dBuV/m dBuV/m dB dBuV dB/m dB dB dB cm deg 1 5140.75 44.96 54.00 -9.04 36.04 33.16 12.66 36.90 0.00 300 317 Average	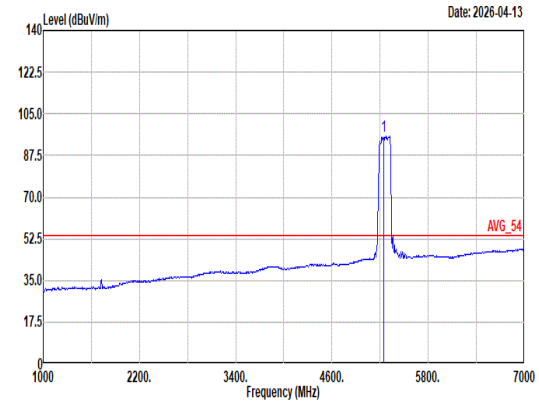 Site : 03CH15-HY Condition: AVG_54 3m 9120D-02294_250606 VERTICAL : RBW:1000.000kHz VBW:3.900kHz SWT:Auto Freq Level Limit Line Margin Read Level Ant Factor Cable Loss Preamp Factor Aux Factor APos TPos Remark MHz dBuV/m dBuV/m dB dBuV dB/m dB dB dB cm deg 1 5250.00 95.63 ------ ------ 86.74 32.85 12.94 36.90 0.00 300 317 Average

Mode	3	
	Band Edge - R	
	U-NII-2A_5.25-5.35_802.11be EHT160_CH50_Test 20MHz Channel Puncture Location 1_5250MHz	
ANT	DB 1+2+3+4 (CDD)	
Pol.	Vertical	Fundamental
Peak	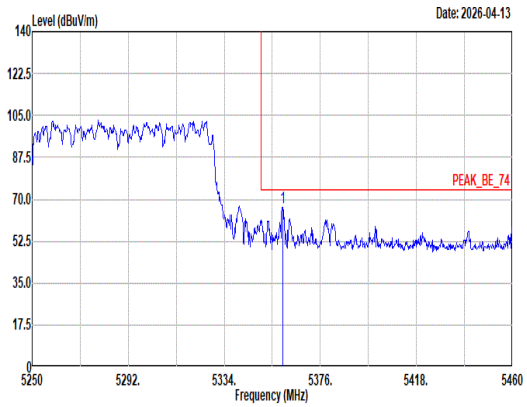 Site : 03CH15-HY Condition: PEAK_BE_74 3m 9120D-02294_250606 VERTICAL : RBW:1000.000kHz VBW:3000.000kHz SWT:Auto Freq Level Limit Line Margin Read Level Ant Factor Cable Loss Preamp Factor Aux Factor APos TPos Remark MHz dBuV/m dBuV/m dB dBuV dB/m dB dB dB cm deg 1 5359.62 66.82 74.00 -7.18 57.84 32.88 13.00 36.90 0.00 300 317 Peak	Blank
Avg	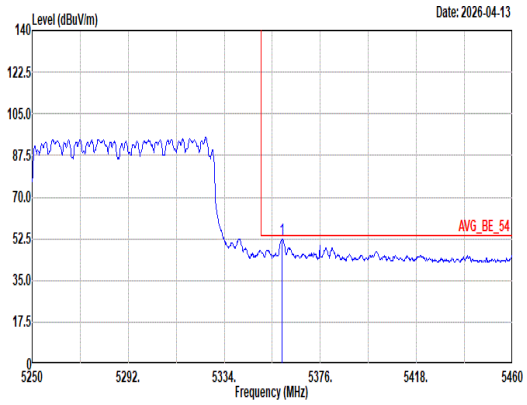 Site : 03CH15-HY Condition: AVG_BE_54 3m 9120D-02294_250606 VERTICAL : RBW:1000.000kHz VBW:3.900kHz SWT:Auto Freq Level Limit Line Margin Read Level Ant Factor Cable Loss Preamp Factor Aux Factor APos TPos Remark MHz dBuV/m dBuV/m dB dBuV dB/m dB dB dB cm deg 1 5359.41 52.47 54.00 -1.53 43.49 32.88 13.00 36.90 0.00 300 317 Average	Blank

Mode	4	
	Band Edge - L	
	U-NII-2A_5.25-5.35_802.11be EHT160_CH50_Test 20MHz Channel Puncture Location 8_5250MHz	
ANT	DB 1+2+3+4 (CDD)	
Pol.	Horizontal	Fundamental
Peak	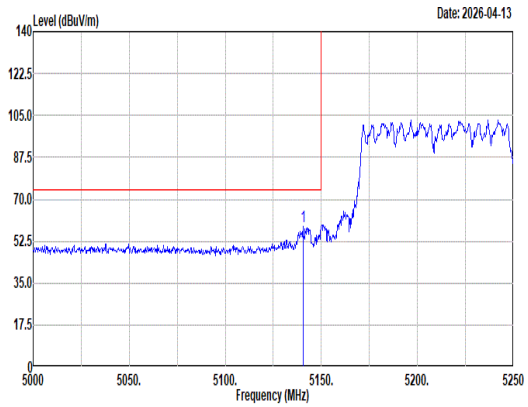 Site : 03CH15-HY Condition: PEAK_BE_74 3m 9120D-02294_250606 HORIZONTAL : RBW:1000.000kHz VBW:3000.000kHz SWT:Auto Freq Level Limit Line Margin Read Level Ant Factor Cable Loss Preamp Factor Aux Factor APos TPos Remark MHz dBuV/m dBuV/m dB dBuV dB/m dB dB dB cm deg 1 5140.50 58.76 74.00 -15.24 49.84 33.16 12.66 36.90 0.00 391 60 Peak	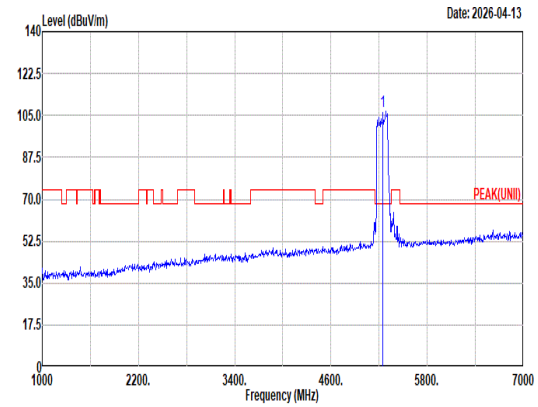 Site : 03CH15-HY Condition: PEAK(UNII) 3m 9120D-02294_250606 HORIZONTAL : RBW:1000.000kHz VBW:3000.000kHz SWT:Auto Freq Level Limit Line Margin Read Level Ant Factor Cable Loss Preamp Factor Aux Factor APos TPos Remark MHz dBuV/m dBuV/m dB dBuV dB/m dB dB dB cm deg 1 5250.00 106.47 ------ ------ 97.67 32.83 12.87 36.90 0.00 391 60 Peak
Avg	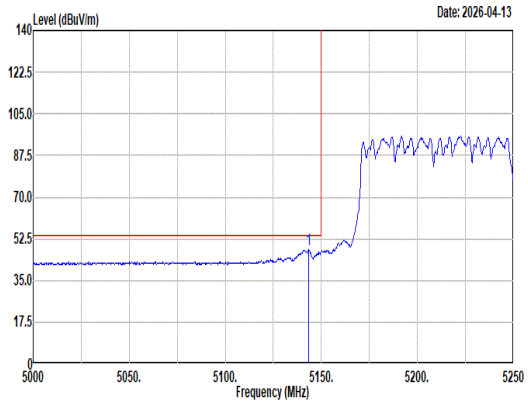 Site : 03CH15-HY Condition: AVG_BE_54 3m 9120D-02294_250606 HORIZONTAL : RBW:1000.000kHz VBW:3.900kHz SWT:Auto Freq Level Limit Line Margin Read Level Ant Factor Cable Loss Preamp Factor Aux Factor APos TPos Remark MHz dBuV/m dBuV/m dB dBuV dB/m dB dB dB cm deg 1 5143.25 48.10 54.00 -5.90 39.17 33.17 12.66 36.90 0.00 391 60 Average	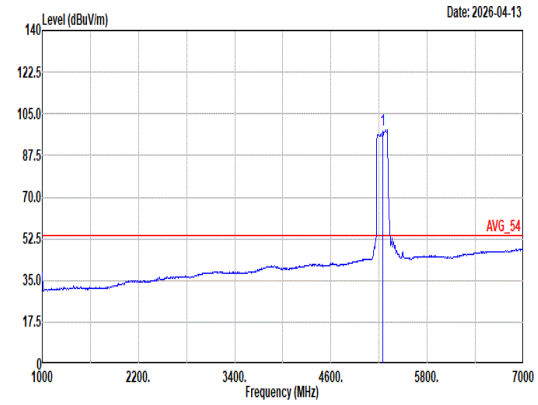 Site : 03CH15-HY Condition: AVG_54 3m 9120D-02294_250606 HORIZONTAL : RBW:1000.000kHz VBW:3.900kHz SWT:Auto Freq Level Limit Line Margin Read Level Ant Factor Cable Loss Preamp Factor Aux Factor APos TPos Remark MHz dBuV/m dBuV/m dB dBuV dB/m dB dB dB cm deg 1 5250.00 98.05 ------ ------ 89.22 32.82 12.91 36.90 0.00 391 60 Average

Mode	4	
	Band Edge - R	
	U-NII-2A_5.25-5.35_802.11be EHT160_CH50_Test 20MHz Channel Puncture Location 8_5250MHz	
ANT	DB 1+2+3+4 (CDD)	
Pol.	Horizontal	Fundamental
Peak	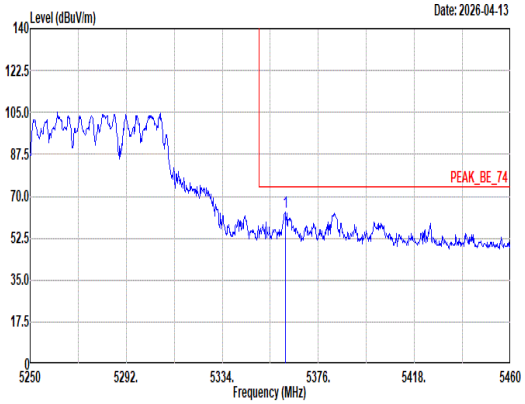 Site : 03CH15-HY Condition: PEAK_BE_74 3m 9120D-02294_250606 HORIZONTAL : RBW:1000.000kHz VBW:3000.000kHz SWT:Auto Freq Level Limit Line Margin Read Level Ant Factor Cable Loss Preamp Factor Aux Factor APos TPos Remark MHz dBuV/m dBuV/m dB dBuV dB/m dB dB dB cm deg 1 5361.72 63.23 74.00 -10.77 54.25 32.88 13.00 36.90 0.00 391 60 Peak	Blank
Avg	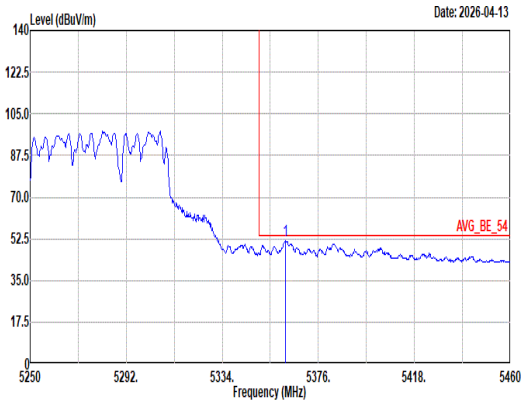 Site : 03CH15-HY Condition: AVG_BE_54 3m 9120D-02294_250606 HORIZONTAL : RBW:1000.000kHz VBW:3.900kHz SWT:Auto Freq Level Limit Line Margin Read Level Ant Factor Cable Loss Preamp Factor Aux Factor APos TPos Remark MHz dBuV/m dBuV/m dB dBuV dB/m dB dB dB cm deg 1 5361.51 51.64 54.00 -2.36 42.66 32.88 13.00 36.90 0.00 391 60 Average	Blank

Mode	4	
	Band Edge - L	
	U-NII-2A_5.25-5.35_802.11be EHT160_CH50_Test 20MHz Channel Puncture Location 8_5250MHz	
ANT	DB 1+2+3+4 (CDD)	
Pol.	Vertical	Fundamental
Peak	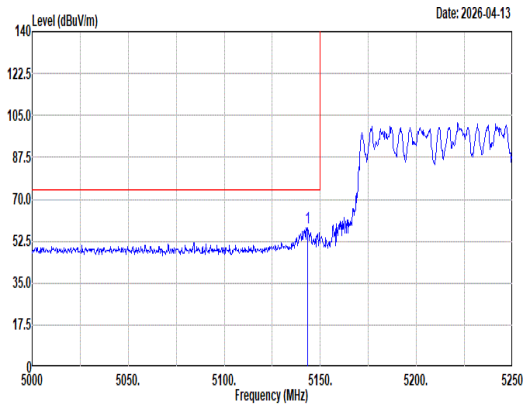 Site : 03CH15-HY Condition: PEAK_BE_74 3m 9120D-02294_250606 VERTICAL : RBW:1000.000kHz VBW:3000.000kHz SWT:Auto Freq Level Limit Line Margin Read Level Ant Factor Cable Loss Preamp Factor Aux Factor APos TPos Remark MHz dBuV/m dBuV/m dB dBuV dB/m dB dB dB cm deg 1 5143.25 58.10 74.00 -15.90 49.17 33.17 12.66 36.90 0.00 300 337 Peak	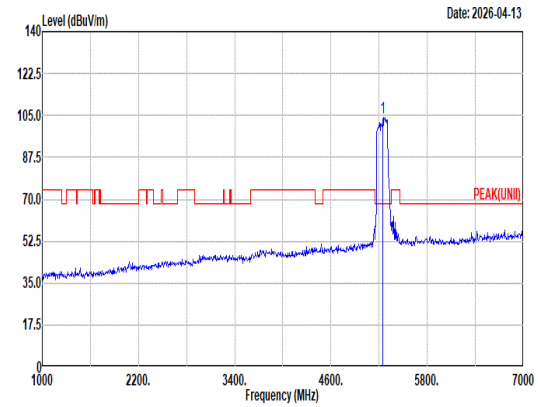 Site : 03CH15-HY Condition: PEAK(UNII) 3m 9120D-02294_250606 VERTICAL : RBW:1000.000kHz VBW:3000.000kHz SWT:Auto Freq Level Limit Line Margin Read Level Ant Factor Cable Loss Preamp Factor Aux Factor APos TPos Remark MHz dBuV/m dBuV/m dB dBuV dB/m dB dB dB cm deg 1 5250.00 104.31 ------ ------ 95.50 32.88 12.83 36.90 0.00 300 337 Peak
Avg	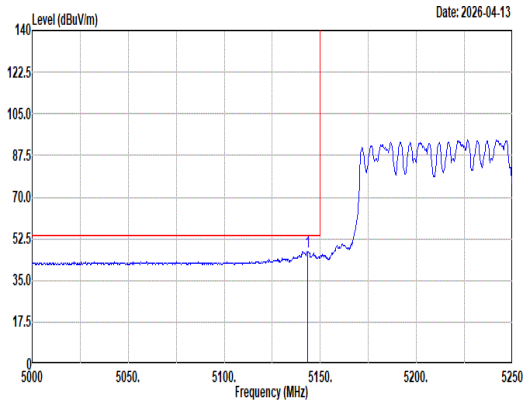 Site : 03CH15-HY Condition: AVG_BE_54 3m 9120D-02294_250606 VERTICAL : RBW:1000.000kHz VBW:3.900kHz SWT:Auto Freq Level Limit Line Margin Read Level Ant Factor Cable Loss Preamp Factor Aux Factor APos TPos Remark MHz dBuV/m dBuV/m dB dBuV dB/m dB dB dB cm deg 1 5143.50 47.28 54.00 -6.72 38.35 33.17 12.66 36.90 0.00 300 337 Average	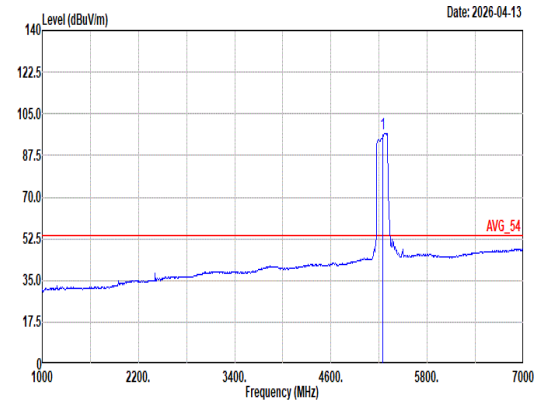 Site : 03CH15-HY Condition: AVG_54 3m 9120D-02294_250606 VERTICAL : RBW:1000.000kHz VBW:3.900kHz SWT:Auto Freq Level Limit Line Margin Read Level Ant Factor Cable Loss Preamp Factor Aux Factor APos TPos Remark MHz dBuV/m dBuV/m dB dBuV dB/m dB dB dB cm deg 1 5250.00 96.84 ------ ------ 88.01 32.82 12.91 36.90 0.00 300 337 Average

Mode	4	
	Band Edge - R	
	U-NII-2A_5.25-5.35_802.11be EHT160_CH50_Test 20MHz Channel Puncture Location 8_5250MHz	
ANT	DB 1+2+3+4 (CDD)	
Pol.	Vertical	Fundamental
Peak	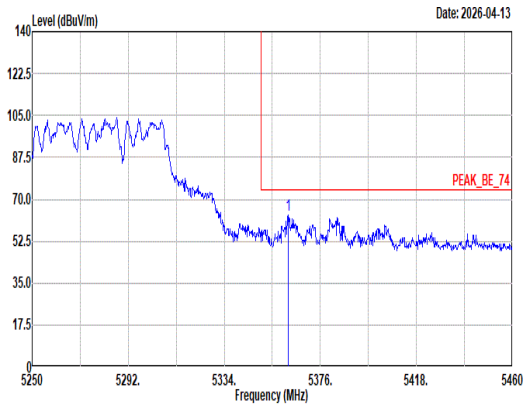 Site : 03CH15-HY Condition: PEAK_BE_74 3m 9120D-02294_250606 VERTICAL : RBW:1000.000kHz VBW:3000.000kHz SWT:Auto Freq Level Limit Line Margin Read Level Ant Factor Cable Loss Preamp Factor Aux Factor APos TPos Remark MHz dBuV/m dBuV/m dB dBuV dB/m dB dB dB cm deg 1 5361.93 63.20 74.00 -10.80 54.21 32.88 13.01 36.90 0.00 300 337 Peak	Blank
Avg	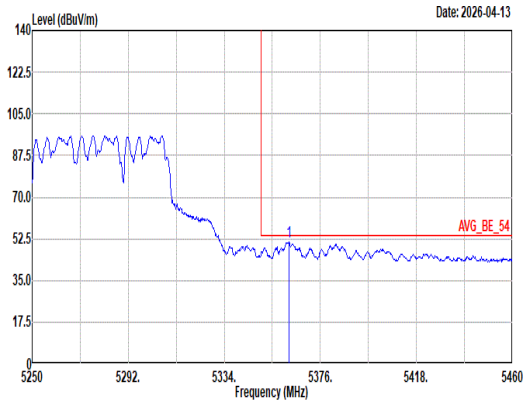 Site : 03CH15-HY Condition: AVG_BE_54 3m 9120D-02294_250606 VERTICAL : RBW:1000.000kHz VBW:3.900kHz SWT:Auto Freq Level Limit Line Margin Read Level Ant Factor Cable Loss Preamp Factor Aux Factor APos TPos Remark MHz dBuV/m dBuV/m dB dBuV dB/m dB dB dB cm deg 1 5362.35 51.36 54.00 -2.64 42.37 32.88 13.01 36.90 0.00 300 337 Average	Blank

Mode	5	
	Band Edge - L	
	U-NII-2A_5.25-5.35_802.11be EHT160_CH50_Test 40MHz Channel Puncture Location 1_5250MHz	
ANT	DB 1+2+3+4 (CDD)	
Pol.	Horizontal	Fundamental
Peak	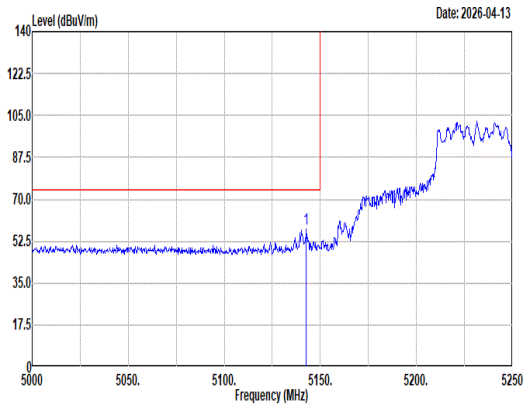 Site : 03CH15-HY Condition: PEAK_BE_74 3m 9120D-02294_250606 HORIZONTAL : RBW:1000.000kHz VBW:3000.000kHz SWT:Auto Freq Level Limit Line Margin Read Level Ant Factor Cable Loss Preamp Factor Aux Factor APos TPos Remark MHz dBuV/m dBuV/m dB dBuV dB/m dB dB dB cm deg 1 5142.75 57.55 74.00 -16.45 48.62 33.17 12.66 36.90 0.00 307 63 Peak	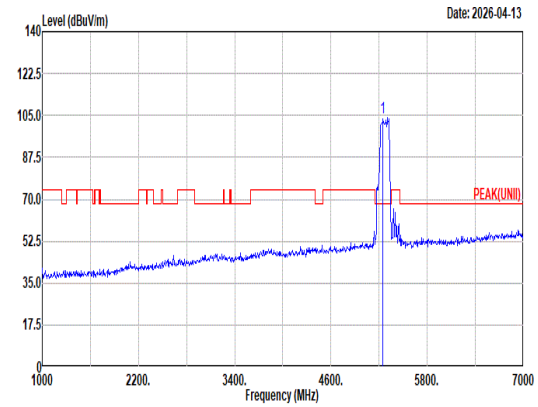 Site : 03CH15-HY Condition: PEAK(UNII) 3m 9120D-02294_250606 HORIZONTAL : RBW:1000.000kHz VBW:3000.000kHz SWT:Auto Freq Level Limit Line Margin Read Level Ant Factor Cable Loss Preamp Factor Aux Factor APos TPos Remark MHz dBuV/m dBuV/m dB dBuV dB/m dB dB dB cm deg 1 5250.00 104.25 ------ ------ 95.45 32.80 12.90 36.90 0.00 307 63 Peak
Avg	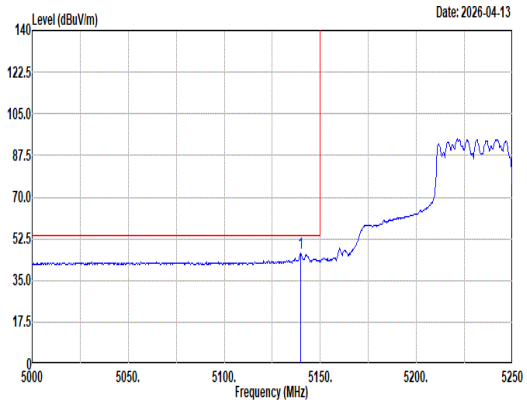 Site : 03CH15-HY Condition: AVG_BE_54 3m 9120D-02294_250606 HORIZONTAL : RBW:1000.000kHz VBW:3.600kHz SWT:Auto Freq Level Limit Line Margin Read Level Ant Factor Cable Loss Preamp Factor Aux Factor APos TPos Remark MHz dBuV/m dBuV/m dB dBuV dB/m dB dB dB cm deg 1 5139.75 46.39 54.00 -7.61 37.48 33.16 12.65 36.90 0.00 307 63 Average	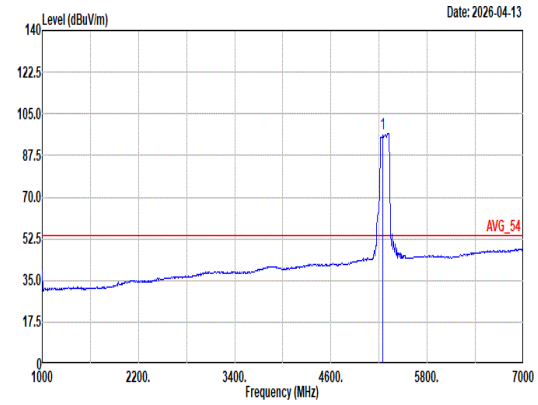 Site : 03CH15-HY Condition: AVG_54 3m 9120D-02294_250606 HORIZONTAL : RBW:1000.000kHz VBW:3.600kHz SWT:Auto Freq Level Limit Line Margin Read Level Ant Factor Cable Loss Preamp Factor Aux Factor APos TPos Remark MHz dBuV/m dBuV/m dB dBuV dB/m dB dB dB cm deg 1 5250.00 96.80 ------ ------ 87.95 32.83 12.92 36.90 0.00 307 63 Average

Mode	5	
	Band Edge - R	
	U-NII-2A_5.25-5.35_802.11be EHT160_CH50_Test 40MHz Channel Puncture Location 1_5250MHz	
ANT	DB 1+2+3+4 (CDD)	
Pol.	Horizontal	Fundamental
Peak	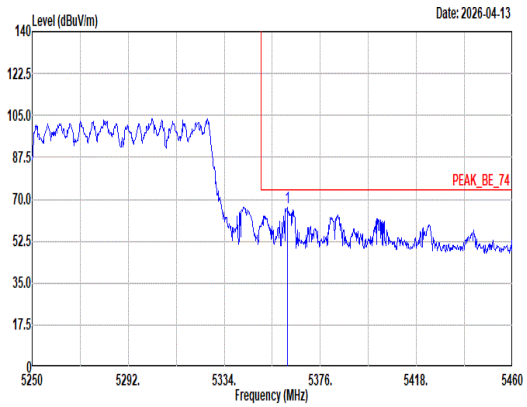 Site : 03CH15-HY Condition: PEAK_BE_74 3m 9120D-02294_250606 HORIZONTAL : RBW:1000.000kHz VBW:3000.000kHz SWT:Auto Freq Level Limit Line Margin Read Level Ant Factor Cable Loss Preamp Factor Aux Factor APos TPos Remark MHz dBuV/m dBuV/m dB dBuV dB/m dB dB dB cm deg 1 5361.51 66.39 74.00 -7.61 57.41 32.88 13.00 36.90 0.00 307 63 Peak	Blank
Avg	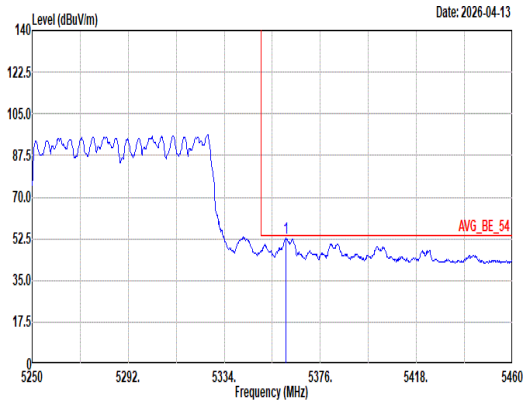 Site : 03CH15-HY Condition: AVG_BE_54 3m 9120D-02294_250606 HORIZONTAL : RBW:1000.000kHz VBW:3.600kHz SWT:Auto Freq Level Limit Line Margin Read Level Ant Factor Cable Loss Preamp Factor Aux Factor APos TPos Remark MHz dBuV/m dBuV/m dB dBuV dB/m dB dB dB cm deg 1 5361.09 52.92 54.00 -1.08 43.94 32.88 13.00 36.90 0.00 307 63 Average	Blank

Mode	5	
	Band Edge - L	
	U-NII-2A_5.25-5.35_802.11be EHT160_CH50_Test 40MHz Channel Puncture Location 1_5250MHz	
ANT	DB 1+2+3+4 (CDD)	
Pol.	Vertical	Fundamental
Peak	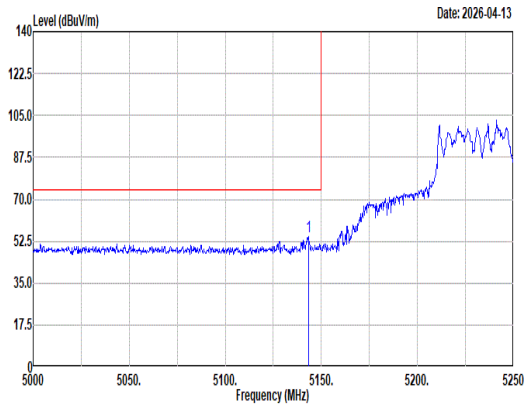 Site : 03CH15-HY Condition: PEAK_BE_74 3m 9120D-02294_250606 VERTICAL : RBW:1000.000kHz VBW:3000.000kHz SWT:Auto Freq Level Limit Line Margin Read Level Ant Factor Cable Loss Preamp Factor Aux Factor APos TPos Remark MHz dBuV/m dBuV/m dB dBuV dB/m dB dB dB cm deg 1 5143.25 54.59 74.00 -19.41 45.66 33.17 12.66 36.90 0.00 400 338 Peak	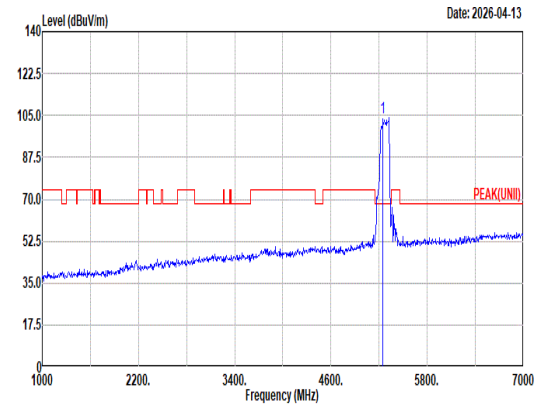 Site : 03CH15-HY Condition: PEAK(UNII) 3m 9120D-02294_250606 VERTICAL : RBW:1000.000kHz VBW:3000.000kHz SWT:Auto Freq Level Limit Line Margin Read Level Ant Factor Cable Loss Preamp Factor Aux Factor APos TPos Remark MHz dBuV/m dBuV/m dB dBuV dB/m dB dB dB cm deg 1 5250.00 104.00 ------ ------ 95.11 32.85 12.94 36.90 0.00 400 338 Peak
Avg	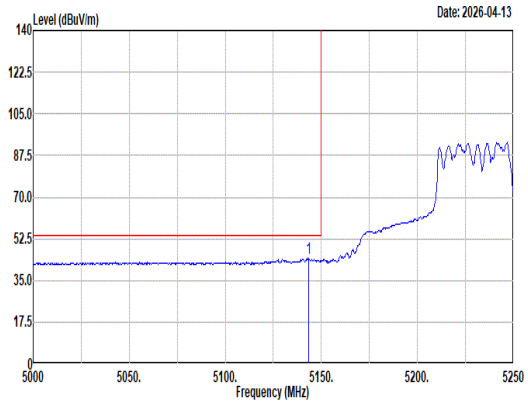 Site : 03CH15-HY Condition: AVG_BE_54 3m 9120D-02294_250606 VERTICAL : RBW:1000.000kHz VBW:3.600kHz SWT:Auto Freq Level Limit Line Margin Read Level Ant Factor Cable Loss Preamp Factor Aux Factor APos TPos Remark MHz dBuV/m dBuV/m dB dBuV dB/m dB dB dB cm deg 1 5143.25 44.36 54.00 -9.64 35.43 33.17 12.66 36.90 0.00 400 338 Average	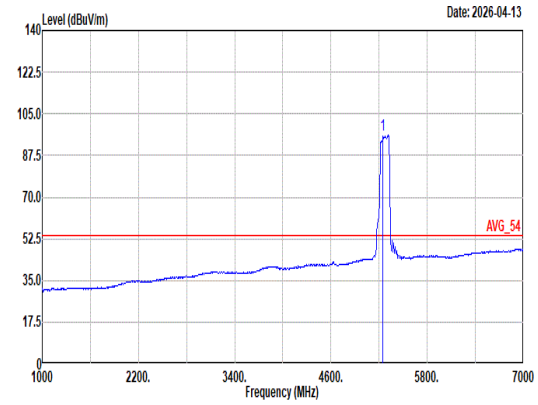 Site : 03CH15-HY Condition: AVG_54 3m 9120D-02294_250606 VERTICAL : RBW:1000.000kHz VBW:3.600kHz SWT:Auto Freq Level Limit Line Margin Read Level Ant Factor Cable Loss Preamp Factor Aux Factor APos TPos Remark MHz dBuV/m dBuV/m dB dBuV dB/m dB dB dB cm deg 1 5250.00 95.93 ------ ------ 87.08 32.83 12.92 36.90 0.00 400 338 Average

Mode	5	
	Band Edge - R	
	U-NII-2A_5.25-5.35_802.11be EHT160_CH50_Test 40MHz Channel Puncture Location 1_5250MHz	
ANT	DB 1+2+3+4 (CDD)	
Pol.	Vertical	Fundamental
Peak	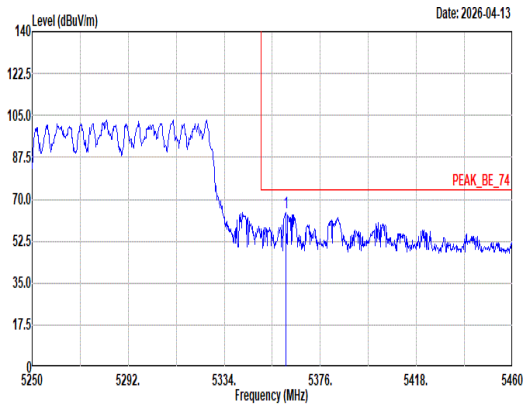 Site : 03CH15-HY Condition: PEAK_BE_74 3m 9120D-02294_250606 VERTICAL : RBW:1000.000kHz VBW:3000.000kHz SWT:Auto Limit Read Ant Cable Preamp Aux APos TPos Freq Level Line Margin Level Factor Loss Factor Factor Remark MHz dBuV/m dBuV/m dB dBuV dB/m dB dB dB cm deg 1 5360.88 64.41 74.00 -9.59 55.43 32.88 13.00 36.90 0.00 400 338 Peak	Blank
Avg	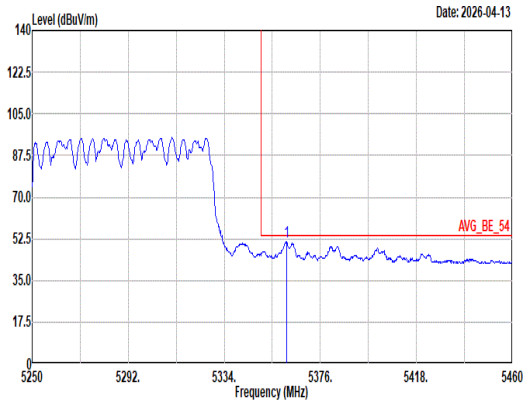 Site : 03CH15-HY Condition: AVG_BE_54 3m 9120D-02294_250606 VERTICAL : RBW:1000.000kHz VBW:3.600kHz SWT:Auto Limit Read Ant Cable Preamp Aux APos TPos Freq Level Line Margin Level Factor Loss Factor Factor Remark MHz dBuV/m dBuV/m dB dBuV dB/m dB dB dB cm deg 1 5361.30 51.13 54.00 -2.87 42.15 32.88 13.00 36.90 0.00 400 338 Average	Blank

Mode	6	
	Band Edge - L	
	U-NII-2A_5.25-5.35_802.11be EHT160_CH50_Test 40MHz Channel Puncture Location 4_5250MHz	
ANT	DB 1+2+3+4 (CDD)	
Pol.	Horizontal	Fundamental
Peak	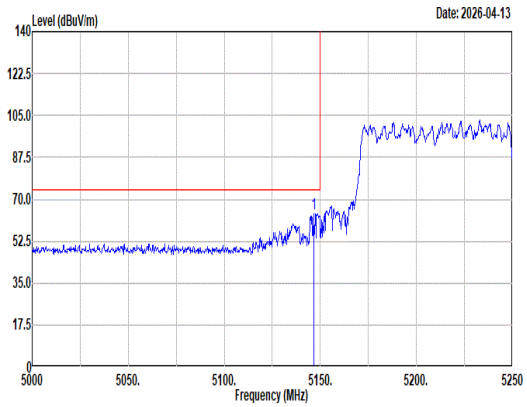 Site : 03CH15-HY Condition: PEAK_BE_74 3m 9120D-02294_250606 HORIZONTAL : RBW:1000.000kHz VBW:3000.000kHz SWT:Auto Freq Level Limit Line Margin Read Level Ant Factor Cable Loss Preamp Factor Aux Factor APos TPos Remark MHz dBuV/m dBuV/m dB dBuV dB/m dB dB dB cm deg 1 5146.75 63.97 74.00 -10.03 55.02 33.19 12.66 36.90 0.00 200 76 Peak	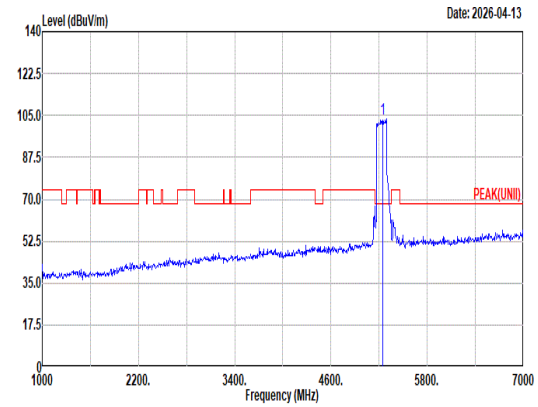 Site : 03CH15-HY Condition: PEAK(UNII) 3m 9120D-02294_250606 HORIZONTAL : RBW:1000.000kHz VBW:3000.000kHz SWT:Auto Freq Level Limit Line Margin Read Level Ant Factor Cable Loss Preamp Factor Aux Factor APos TPos Remark MHz dBuV/m dBuV/m dB dBuV dB/m dB dB dB cm deg 1 5250.00 103.58 ------ ------ 94.78 32.82 12.88 36.90 0.00 200 76 Peak
Avg	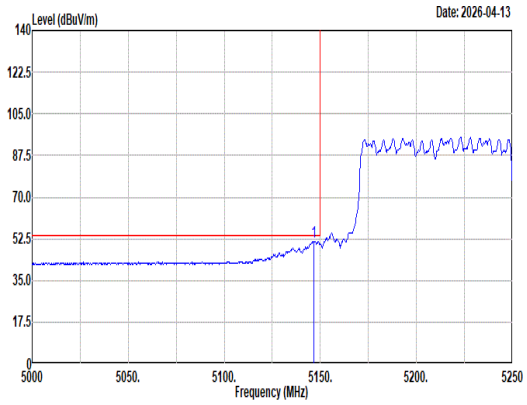 Site : 03CH15-HY Condition: AVG_BE_54 3m 9120D-02294_250606 HORIZONTAL : RBW:1000.000kHz VBW:3.600kHz SWT:Auto Freq Level Limit Line Margin Read Level Ant Factor Cable Loss Preamp Factor Aux Factor APos TPos Remark MHz dBuV/m dBuV/m dB dBuV dB/m dB dB dB cm deg 1 5146.50 51.43 54.00 -2.57 42.48 33.19 12.66 36.90 0.00 200 76 Average	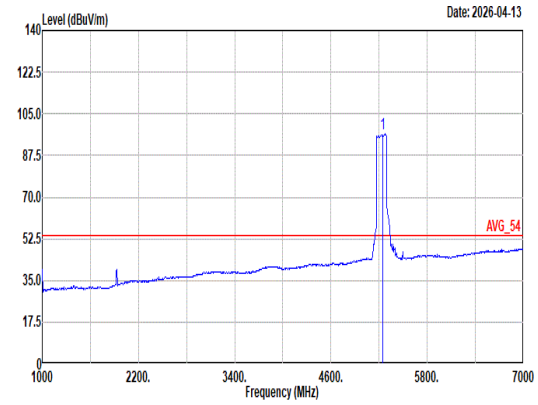 Site : 03CH15-HY Condition: AVG_54 3m 9120D-02294_250606 HORIZONTAL : RBW:1000.000kHz VBW:3.600kHz SWT:Auto Freq Level Limit Line Margin Read Level Ant Factor Cable Loss Preamp Factor Aux Factor APos TPos Remark MHz dBuV/m dBuV/m dB dBuV dB/m dB dB dB cm deg 1 5250.00 96.45 ------ ------ 87.64 32.86 12.85 36.90 0.00 200 76 Average

Mode	6	
	Band Edge - R	
	U-NII-2A_5.25-5.35_802.11be EHT160_CH50_Test 40MHz Channel Puncture Location 4_5250MHz	
ANT	DB 1+2+3+4 (CDD)	
Pol.	Horizontal	Fundamental
Peak	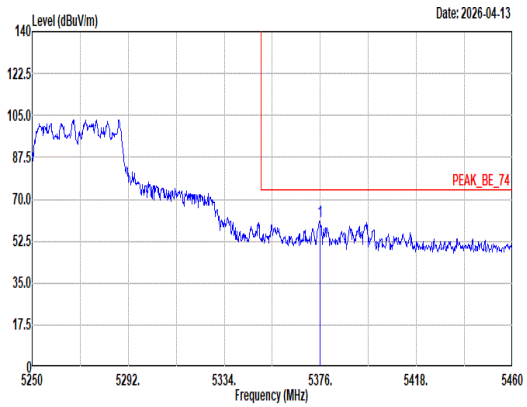 Site : 03CH15-HY Condition: PEAK_BE_74 3m 9120D-02294_250606 HORIZONTAL : RBW:1000.000kHz VBW:3000.000kHz SWT:Auto Freq Level Limit Line Margin Read Level Ant Factor Cable Loss Preamp Factor Aux Factor APos TPos Remark MHz dBuV/m dBuV/m dB dBuV dB/m dB dB dB cm deg 1 5376.00 60.98 74.00 -13.02 52.00 32.85 13.03 36.90 0.00 200 76 Peak	Blank
Avg	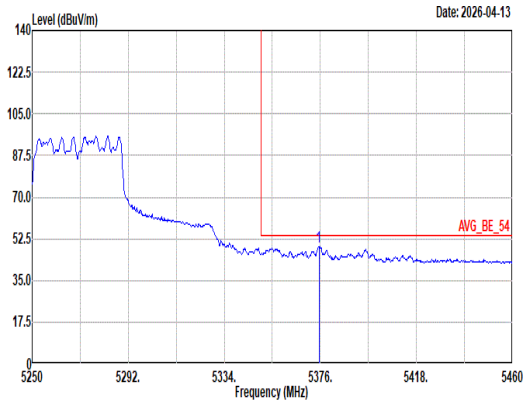 Site : 03CH15-HY Condition: AVG_BE_54 3m 9120D-02294_250606 HORIZONTAL : RBW:1000.000kHz VBW:3.600kHz SWT:Auto Freq Level Limit Line Margin Read Level Ant Factor Cable Loss Preamp Factor Aux Factor APos TPos Remark MHz dBuV/m dBuV/m dB dBuV dB/m dB dB dB cm deg 1 5375.37 49.11 54.00 -4.89 40.13 32.85 13.03 36.90 0.00 200 76 Average	Blank

Mode	6	
	Band Edge - L	
	U-NII-2A_5.25-5.35_802.11be EHT160_CH50_Test 40MHz Channel Puncture Location 4_5250MHz	
ANT	DB 1+2+3+4 (CDD)	
Pol.	Vertical	Fundamental
Peak	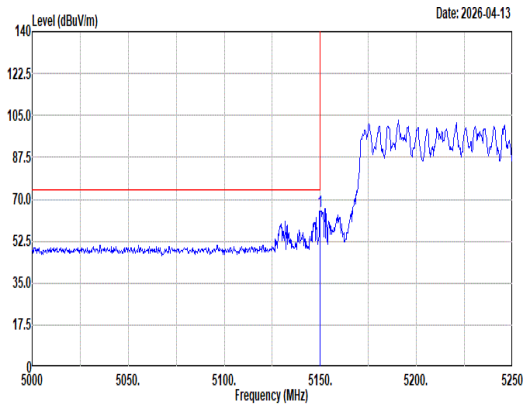 Site : 03CH15-HY Condition: PEAK_BE_74 3m 9120D-02294_250606 VERTICAL : RBW:1000.000kHz VBW:3000.000kHz SWT:Auto Freq Level Limit Line Margin Read Level Ant Factor Cable Loss Preamp Factor Aux Factor APos TPos Remark MHz dBuV/m dBuV/m dB dBuV dB/m dB dB dB cm deg 1 5149.75 65.10 74.00 -8.90 56.13 33.20 12.67 36.90 0.00 354 360 Peak	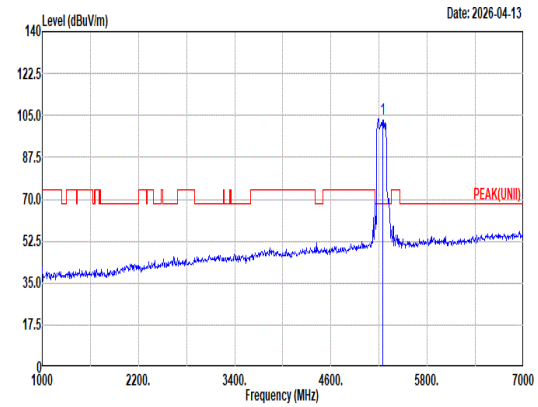 Site : 03CH15-HY Condition: PEAK(UNII) 3m 9120D-02294_250606 VERTICAL : RBW:1000.000kHz VBW:3000.000kHz SWT:Auto Freq Level Limit Line Margin Read Level Ant Factor Cable Loss Preamp Factor Aux Factor APos TPos Remark MHz dBuV/m dBuV/m dB dBuV dB/m dB dB dB cm deg 1 5250.00 103.58 ------ ------ 94.71 33.05 12.72 36.90 0.00 354 360 Peak
Avg	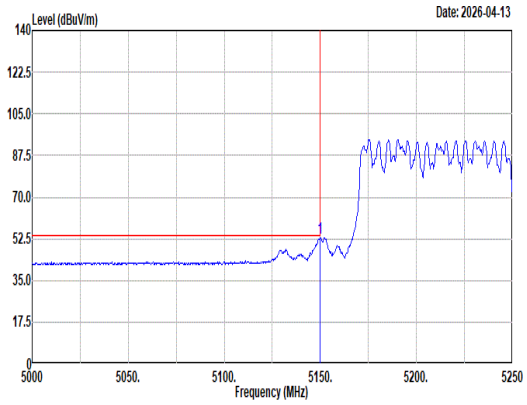 Site : 03CH15-HY Condition: AVG_BE_54 3m 9120D-02294_250606 VERTICAL : RBW:1000.000kHz VBW:3.600kHz SWT:Auto Freq Level Limit Line Margin Read Level Ant Factor Cable Loss Preamp Factor Aux Factor APos TPos Remark MHz dBuV/m dBuV/m dB dBuV dB/m dB dB dB cm deg 1 5150.00 52.62 54.00 -1.38 43.65 33.20 12.67 36.90 0.00 354 360 Average	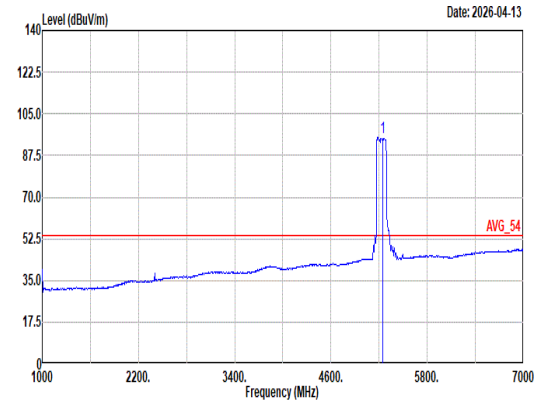 Site : 03CH15-HY Condition: AVG_54 3m 9120D-02294_250606 VERTICAL : RBW:1000.000kHz VBW:3.600kHz SWT:Auto Freq Level Limit Line Margin Read Level Ant Factor Cable Loss Preamp Factor Aux Factor APos TPos Remark MHz dBuV/m dBuV/m dB dBuV dB/m dB dB dB cm deg 1 5250.00 95.17 ------ ------ 86.27 33.10 12.70 36.90 0.00 354 360 Average

Mode	6	
	Band Edge - R	
	U-NII-2A_5.25-5.35_802.11be EHT160_CH50_Test 40MHz Channel Puncture Location 4_5250MHz	
ANT	DB 1+2+3+4 (CDD)	
Pol.	Vertical	Fundamental
Peak	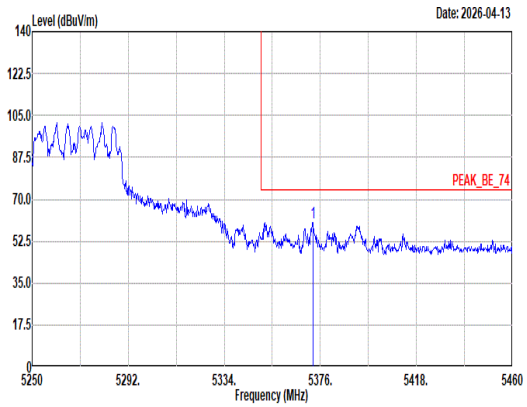 Site : 03CH15-HY Condition: PEAK_BE_74 3m 9120D-02294_250606 VERTICAL : RBW:1000.000kHz VBW:3000.000kHz SWT:Auto Freq Level Limit Line Margin Read Level Ant Factor Cable Loss Preamp Factor Aux Factor APos TPos Remark MHz dBuV/m dBuV/m dB dBuV dB/m dB dB dB cm deg 1 5372.85 60.27 74.00 -13.73 51.30 32.85 13.02 36.90 0.00 354 360 Peak	Blank
Avg	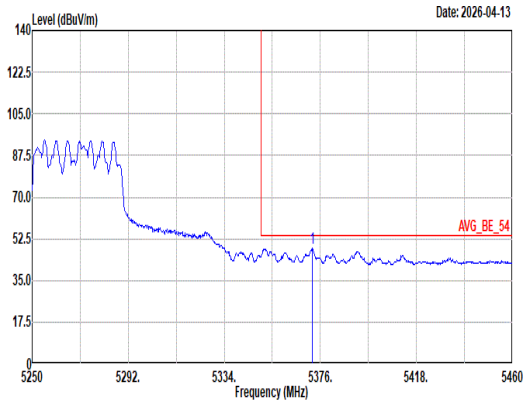 Site : 03CH15-HY Condition: AVG_BE_54 3m 9120D-02294_250606 VERTICAL : RBW:1000.000kHz VBW:3.600kHz SWT:Auto Freq Level Limit Line Margin Read Level Ant Factor Cable Loss Preamp Factor Aux Factor APos TPos Remark MHz dBuV/m dBuV/m dB dBuV dB/m dB dB dB cm deg 1 5372.43 48.43 54.00 -5.57 39.45 32.86 13.02 36.90 0.00 354 360 Average	Blank

Mode	7	
	Band Edge - L	
	U-NII-2C_5.47-5.725_802.11be EHT80_CH106_Test 20MHz Channel Puncture Location 4_5530MHz	
ANT	DB 1+2+3+4 (CDD)	
Pol.	Horizontal	Fundamental
Peak	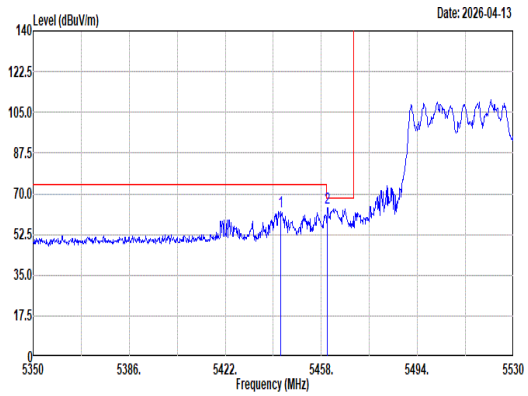 Site : 03CH15-HY Condition: PEAK_BE(UNII)_B3 3m 9120D-02294_250606 HORIZONTAL : RBW:1000.000kHz VBW:3000.000kHz SWT:Auto Freq Level Limit Line Margin Read Level Ant Factor Cable Loss Preamp Factor Aux Factor APos TPos Remark MHz dBuV/m dBuV/m dB dBuV dB/m dB dB dB cm deg 1 5442.88 62.29 74.00 -11.71 53.30 32.80 13.09 36.90 0.00 280 64 Peak 2 5460.34 64.01 68.20 -4.19 54.99 32.82 13.10 36.90 0.00 280 64 Peak	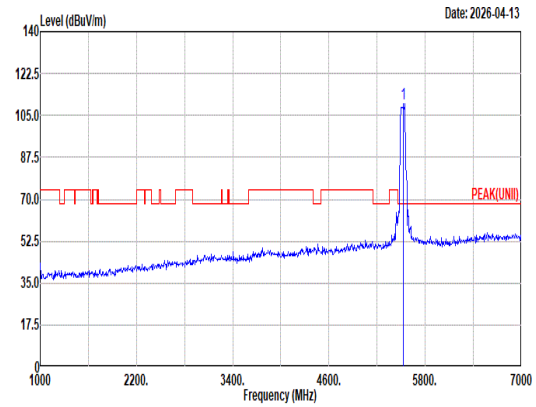 Site : 03CH15-HY Condition: PEAK(UNII) 3m 9120D-02294_250606 HORIZONTAL : RBW:1000.000kHz VBW:3000.000kHz SWT:Auto Freq Level Limit Line Margin Read Level Ant Factor Cable Loss Preamp Factor Aux Factor APos TPos Remark MHz dBuV/m dBuV/m dB dBuV dB/m dB dB dB cm deg 1 5530.00 109.76 ------ ------ 100.55 32.96 13.14 36.89 0.00 280 64 Peak
Avg	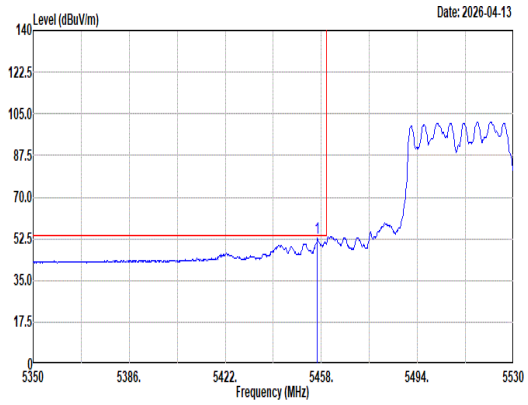 Site : 03CH15-HY Condition: AVG_BE(UNII)_B3 3m 9120D-02294_250606 HORIZONTAL : RBW:1000.000kHz VBW:2.000kHz SWT:Auto Freq Level Limit Line Margin Read Level Ant Factor Cable Loss Preamp Factor Aux Factor APos TPos Remark MHz dBuV/m dBuV/m dB dBuV dB/m dB dB dB cm deg 1 5456.56 52.69 54.00 -1.31 43.68 32.81 13.10 36.90 0.00 280 64 Average	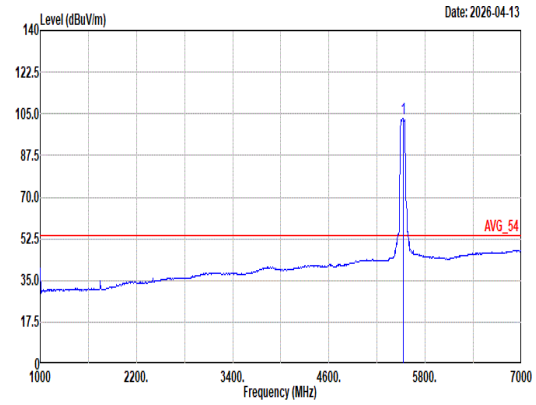 Site : 03CH15-HY Condition: AVG_54 3m 9120D-02294_250606 HORIZONTAL : RBW:1000.000kHz VBW:2.000kHz SWT:Auto Freq Level Limit Line Margin Read Level Ant Factor Cable Loss Preamp Factor Aux Factor APos TPos Remark MHz dBuV/m dBuV/m dB dBuV dB/m dB dB dB cm deg 1 5530.00 102.81 ------ ------ 93.64 32.94 13.13 36.90 0.00 280 64 Average

Mode	7	
	Band Edge - R	
	U-NII-2C_5.47-5.725_802.11be EHT80_CH106_Test 20MHz Channel Puncture Location 4_5530MHz	
ANT	DB 1+2+3+4 (CDD)	
Pol.	Horizontal	Fundamental
Peak	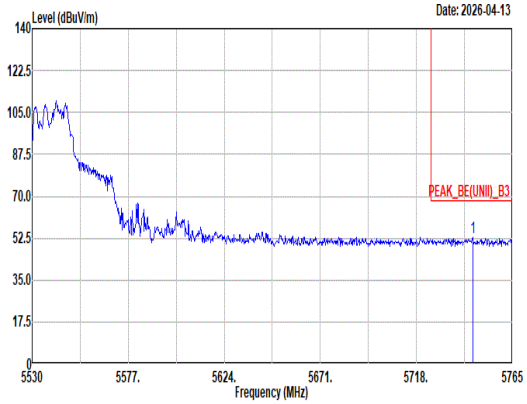 Site : 03CH15-HY Condition: PEAK_BE(UNII)_B3 3m 9120D-02294_250606 HORIZONTAL : RBW:1000.000kHz VBW:3000.000kHz SWT:Auto Freq Level Limit Line Margin Read Level Ant Factor Cable Loss Preamp Factor Aux Factor APos TPos Remark MHz dBuV/m dBuV/m dB dBuV dB/m dB dB dB cm deg 1 5745.50 52.76 68.20 -15.44 42.35 33.88 13.39 36.86 0.00 280 64 Peak	Blank

Mode	7	
	Band Edge - L	
	U-NII-2C_5.47-5.725_802.11be EHT80_CH106_Test 20MHz Channel Puncture Location 4_5530MHz	
ANT	DB 1+2+3+4 (CDD)	
Pol.	Vertical	Fundamental
Peak	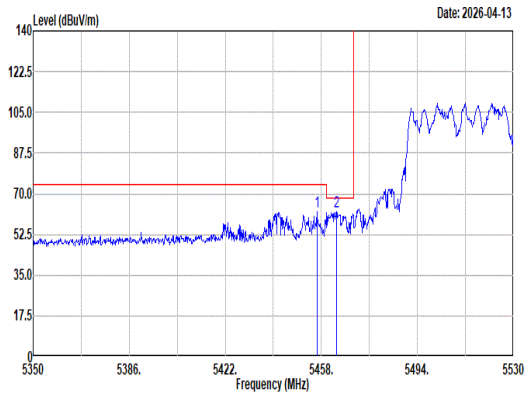 Site : 03CH15-HY Condition: PEAK_BE(UNII)_B3 3m 9120D-02294_250606 VERTICAL : RBW:1000.000kHz VBW:3000.000kHz SWT:Auto Freq Level Limit Line Margin Read Level Ant Factor Cable Loss Preamp Factor Aux Factor APos TPos Remark MHz dBuV/m dBuV/m dB dBuV dB/m dB dB dB cm deg 1 5456.38 62.33 74.00 -11.67 53.32 32.81 13.10 36.90 0.00 300 341 Peak 2 5463.76 62.55 68.20 -5.65 53.51 32.83 13.11 36.90 0.00 300 341 Peak	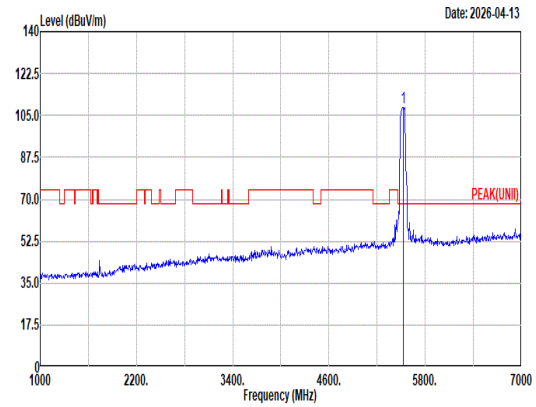 Site : 03CH15-HY Condition: PEAK(UNII) 3m 9120D-02294_250606 VERTICAL : RBW:1000.000kHz VBW:3000.000kHz SWT:Auto Freq Level Limit Line Margin Read Level Ant Factor Cable Loss Preamp Factor Aux Factor APos TPos Remark MHz dBuV/m dBuV/m dB dBuV dB/m dB dB dB cm deg 1 5530.00 108.31 ------ ------ 99.14 32.94 13.13 36.90 0.00 300 341 Peak
Avg	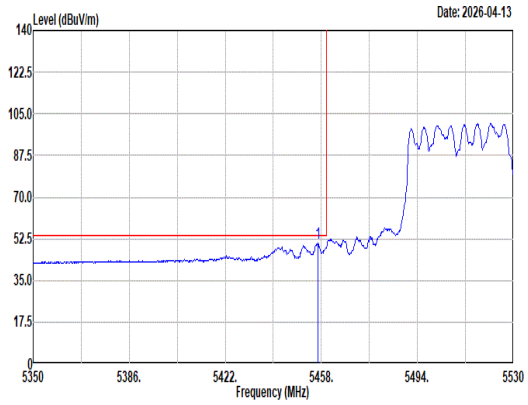 Site : 03CH15-HY Condition: AVG_BE(UNII)_B3 3m 9120D-02294_250606 VERTICAL : RBW:1000.000kHz VBW:2.000kHz SWT:Auto Freq Level Limit Line Margin Read Level Ant Factor Cable Loss Preamp Factor Aux Factor APos TPos Remark MHz dBuV/m dBuV/m dB dBuV dB/m dB dB dB cm deg 1 5456.74 50.81 54.00 -3.19 41.80 32.81 13.10 36.90 0.00 300 341 Average	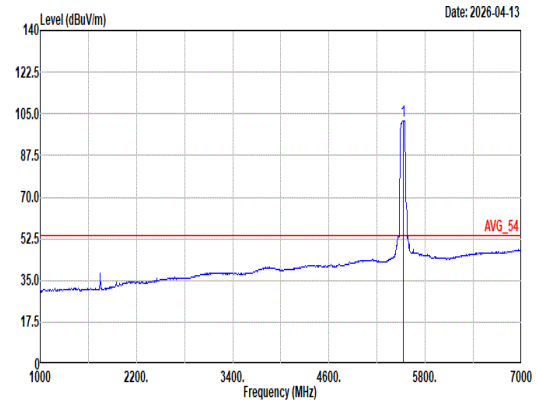 Site : 03CH15-HY Condition: AVG_54 3m 9120D-02294_250606 VERTICAL : RBW:1000.000kHz VBW:2.000kHz SWT:Auto Freq Level Limit Line Margin Read Level Ant Factor Cable Loss Preamp Factor Aux Factor APos TPos Remark MHz dBuV/m dBuV/m dB dBuV dB/m dB dB dB cm deg 1 5530.00 102.05 ------ ------ 92.81 32.98 13.15 36.89 0.00 300 341 Average

Mode	7	
	Band Edge - R	
	U-NII-2C_5.47-5.725_802.11be EHT80_CH106_Test 20MHz Channel Puncture Location 4_5530MHz	
ANT	DB 1+2+3+4 (CDD)	
Pol.	Vertical	Fundamental
Peak	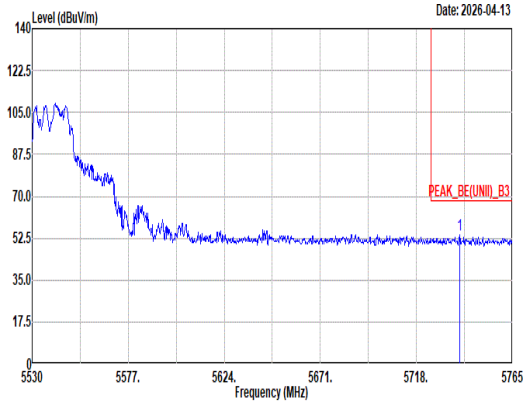 Site : 03CH15-HY Condition: PEAK_BE(UNII)_B3 3m 9120D-02294_250606 VERTICAL : RBW:1000.000kHz VBW:3000.000kHz SWT:Auto Freq Level Limit Line Margin Read Level Ant Factor Cable Loss Preamp Factor Aux Factor APos TPos Remark MHz dBuV/m dBuV/m dB dBuV dB/m dB dB dB cm deg 1 5739.15 54.08 68.20 -14.12 43.70 33.86 13.38 36.86 0.00 300 341 Peak	Blank

Mode	8	
	Band Edge - L	
	U-NII-2C_5.47-5.725_802.11be EHT80_CH122_Test 20MHz Channel Puncture Location 1_5610MHz	
ANT	DB 1+2+3+4 (CDD)	
Pol.	Horizontal	Fundamental
Peak	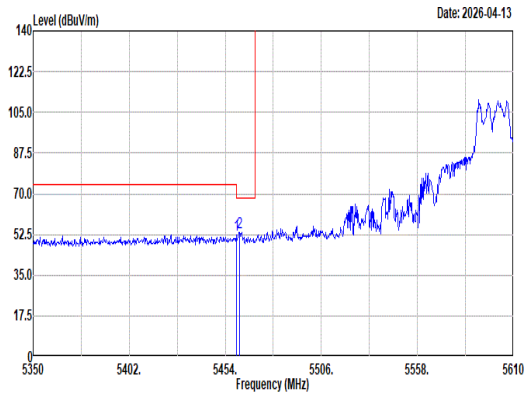 Site : 03CH15-HY Condition: PEAK_BE(UNII)_B3 3m 9120D-02294_250606 HORIZONTAL : RBW:1000.000kHz VBW:3000.000kHz SWT:Auto Freq Level Limit Line Margin Read Level Ant Factor Cable Loss Preamp Factor Aux Factor APos TPos Remark MHz dBuV/m dBuV/m dB dBuV dB/m dB dB dB cm deg 1 5459.98 52.06 74.00 -21.94 43.04 32.82 13.10 36.90 0.00 163 91 Peak 2 5461.54 53.37 68.20 -14.83 44.35 32.82 13.10 36.90 0.00 163 91 Peak	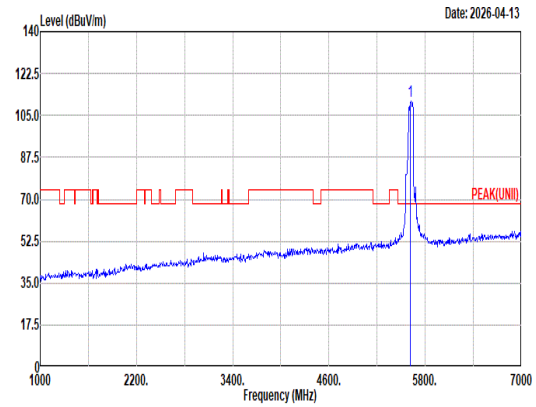 Site : 03CH15-HY Condition: PEAK(UNII) 3m 9120D-02294_250606 HORIZONTAL : RBW:1000.000kHz VBW:3000.000kHz SWT:Auto Freq Level Limit Line Margin Read Level Ant Factor Cable Loss Preamp Factor Aux Factor APos TPos Remark MHz dBuV/m dBuV/m dB dBuV dB/m dB dB dB cm deg 1 5610.00 111.08 ------ ------ 101.73 33.02 13.21 36.88 0.00 163 91 Peak
Avg	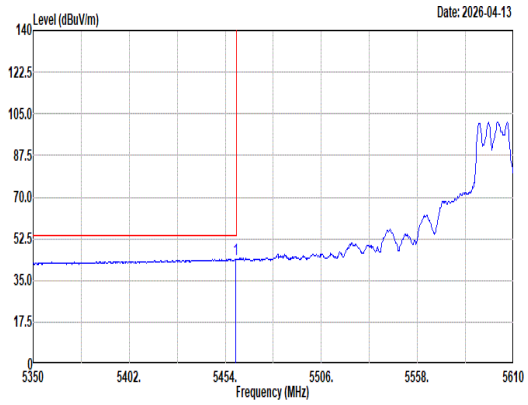 Site : 03CH15-HY Condition: AVG_BE(UNII)_B3 3m 9120D-02294_250606 HORIZONTAL : RBW:1000.000kHz VBW:2.000kHz SWT:Auto Freq Level Limit Line Margin Read Level Ant Factor Cable Loss Preamp Factor Aux Factor APos TPos Remark MHz dBuV/m dBuV/m dB dBuV dB/m dB dB dB cm deg 1 5459.72 44.06 54.00 -9.94 35.04 32.82 13.10 36.90 0.00 163 91 Average	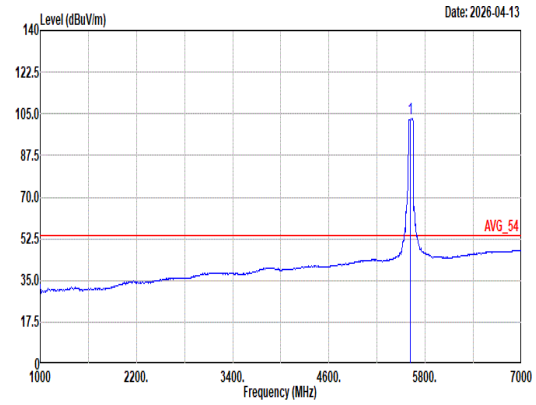 Site : 03CH15-HY Condition: AVG_54 3m 9120D-02294_250606 HORIZONTAL : RBW:1000.000kHz VBW:2.000kHz SWT:Auto Freq Level Limit Line Margin Read Level Ant Factor Cable Loss Preamp Factor Aux Factor APos TPos Remark MHz dBuV/m dBuV/m dB dBuV dB/m dB dB dB cm deg 1 5610.00 103.02 ------ ------ 93.67 33.02 13.21 36.88 0.00 163 91 Average

Mode	8	
	Band Edge - R	
	U-NII-2C_5.47-5.725_802.11be EHT80_CH122_Test 20MHz Channel Puncture Location 1_5610MHz	
ANT	DB 1+2+3+4 (CDD)	
Pol.	Horizontal	Fundamental
Peak	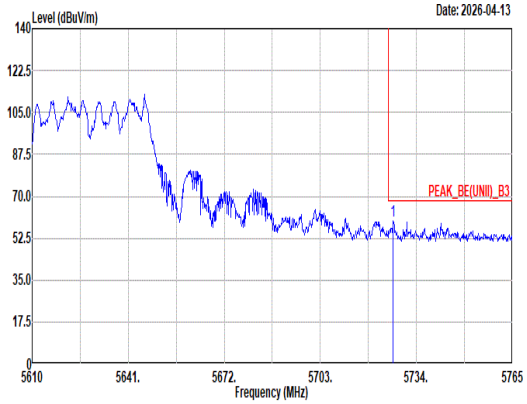 Site : 03CH15-HY Condition: PEAK_BE(UNII)_B3 3m 9120D-02294_250606 HORIZONTAL : RBW:1000.000kHz VBW:3000.000kHz SWT:Auto Freq Level Limit Line Margin Read Level Ant Factor Cable Loss Preamp Factor Aux Factor APos TPos Remark MHz dBuV/m dBuV/m dB dBuV dB/m dB dB dB cm deg 1 5726.56 59.68 68.20 -8.52 49.37 33.81 13.36 36.86 0.00 163 91 Peak	Blank

Mode	8	
	Band Edge - L	
	U-NII-2C_5.47-5.725_802.11be EHT80_CH122_Test 20MHz Channel Puncture Location 1_5610MHz	
ANT	DB 1+2+3+4 (CDD)	
Pol.	Vertical	Fundamental
Peak	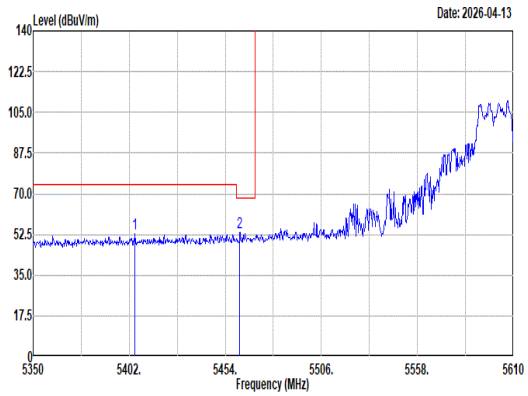 Site : 03CH15-HY Condition: PEAK_BE(UNII)_B3 3m 9120D-02294_250606 VERTICAL : RBW:1000.000kHz VBW:3000.000kHz SWT:Auto Freq Level Limit Line Margin Read Level Ant Factor Cable Loss Preamp Factor Aux Factor APos TPos Remark MHz dBuV/m dBuV/m dB dBuV dB/m dB dB dB cm deg 1 5405.12 52.65 74.00 -21.35 43.68 32.80 13.07 36.90 0.00 156 341 Peak 2 5461.80 53.53 68.20 -14.67 44.51 32.82 13.10 36.90 0.00 156 341 Peak	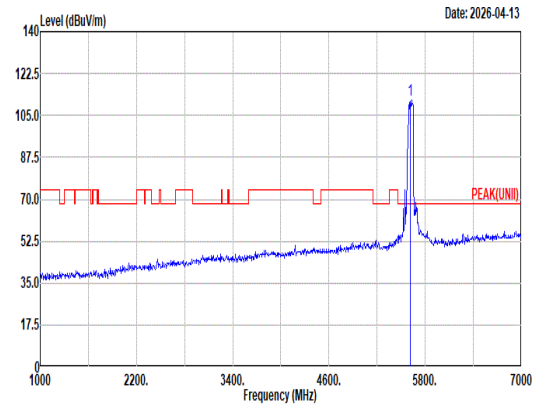 Site : 03CH15-HY Condition: PEAK(UNII) 3m 9120D-02294_250606 VERTICAL : RBW:1000.000kHz VBW:3000.000kHz SWT:Auto Freq Level Limit Line Margin Read Level Ant Factor Cable Loss Preamp Factor Aux Factor APos TPos Remark MHz dBuV/m dBuV/m dB dBuV dB/m dB dB dB cm deg 1 5610.00 111.64 ------ ------ 102.20 33.09 13.23 36.88 0.00 156 341 Peak
Avg	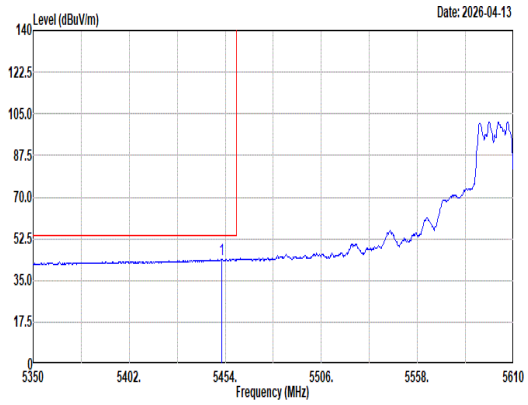 Site : 03CH15-HY Condition: AVG_BE(UNII)_B3 3m 9120D-02294_250606 VERTICAL : RBW:1000.000kHz VBW:2.000kHz SWT:Auto Freq Level Limit Line Margin Read Level Ant Factor Cable Loss Preamp Factor Aux Factor APos TPos Remark MHz dBuV/m dBuV/m dB dBuV dB/m dB dB dB cm deg 1 5452.18 43.99 54.00 -10.01 34.99 32.80 13.10 36.90 0.00 156 341 Average	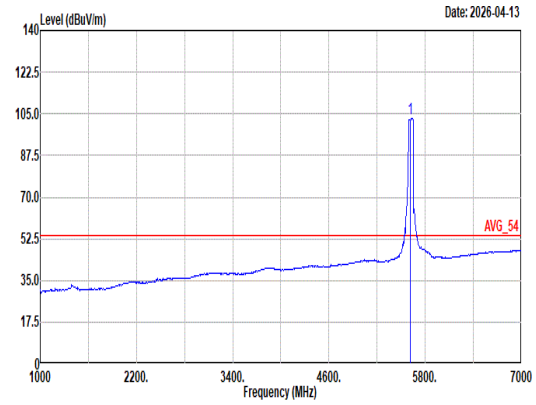 Site : 03CH15-HY Condition: AVG_54 3m 9120D-02294_250606 VERTICAL : RBW:1000.000kHz VBW:2.000kHz SWT:Auto Freq Level Limit Line Margin Read Level Ant Factor Cable Loss Preamp Factor Aux Factor APos TPos Remark MHz dBuV/m dBuV/m dB dBuV dB/m dB dB dB cm deg 1 5610.00 103.00 ------ ------ 93.60 33.06 13.22 36.88 0.00 156 341 Average

Mode	8	
	Band Edge - R	
	U-NII-2C_5.47-5.725_802.11be EHT80_CH122_Test 20MHz Channel Puncture Location 1_5610MHz	
ANT	DB 1+2+3+4 (CDD)	
Pol.	Vertical	Fundamental
Peak	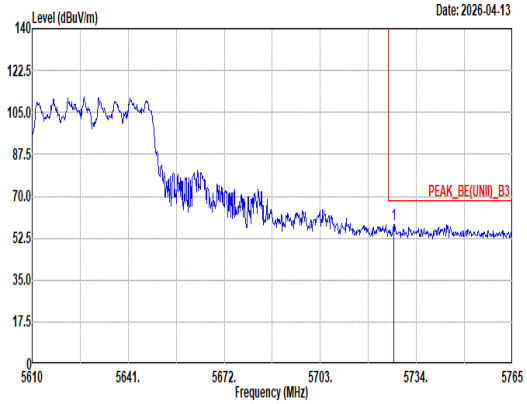 Site : 03CH15-HY Condition: PEAK_BE(UNII)_B3 3m 9120D-02294_250606 VERTICAL : RBW:1000.000kHz VBW:3000.000kHz SWT:Auto Freq Level Limit Line Margin Read Level Ant Factor Cable Loss Preamp Factor Aux Factor APos TPos Remark MHz dBuV/m dBuV/m dB dBuV dB/m dB dB dB cm deg 1 5726.72 58.17 68.20 -10.03 47.86 33.81 13.36 36.86 0.00 156 341 Peak	Blank

Mode	9	
	Band Edge - L	
	U-NII-2C_5.47-5.725_802.11be EHT160_CH114_Test 20MHz Channel Puncture Location 1_5570MHz	
ANT	DB 1+2+3+4 (CDD)	
Pol.	Horizontal	Fundamental
Peak	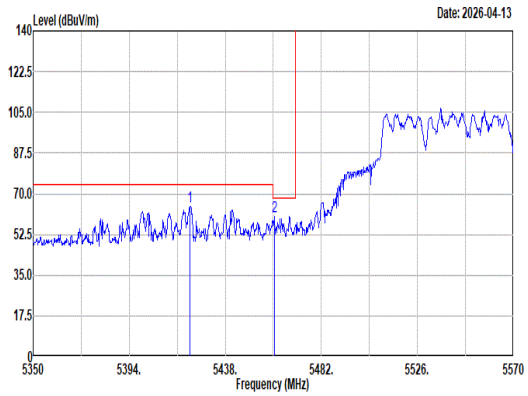 Site : 03CH15-HY Condition: PEAK_BE(UNII)_B3 3m 9120D-02294_250606 HORIZONTAL : RBW:1000.000kHz VBW:3000.000kHz SWT:Auto 1 5421.94 64.58 74.00 -9.42 55.60 32.80 13.08 36.90 0.00 200 68 Peak 2 5460.44 60.25 68.20 -7.95 51.23 32.82 13.10 36.90 0.00 200 68 Peak	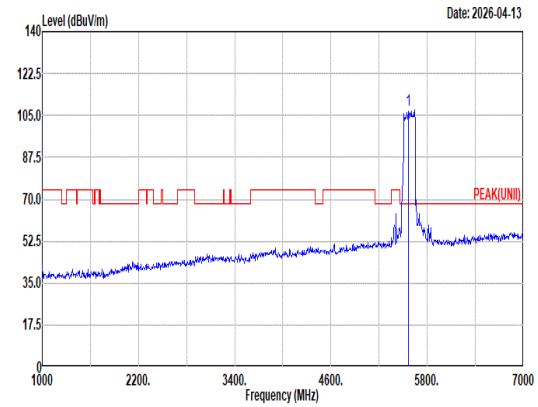 Site : 03CH15-HY Condition: PEAK(UNII) 3m 9120D-02294_250606 HORIZONTAL : RBW:1000.000kHz VBW:3000.000kHz SWT:Auto 1 5570.00 107.12 ------ ------ 97.59 33.16 13.24 36.87 0.00 200 68 Peak
Avg	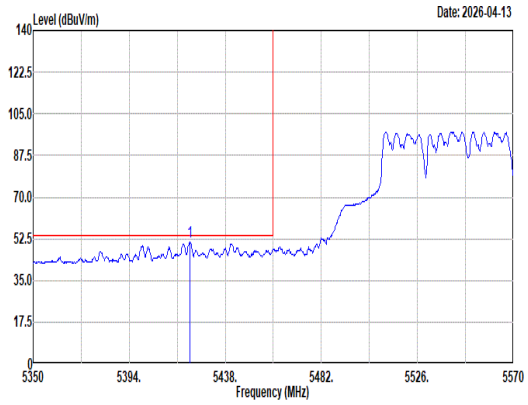 Site : 03CH15-HY Condition: AVG_BE(UNII)_B3 3m 9120D-02294_250606 HORIZONTAL : RBW:1000.000kHz VBW:3.900kHz SWT:Auto 1 5421.72 51.16 54.00 -2.84 42.18 32.80 13.08 36.90 0.00 200 68 Average	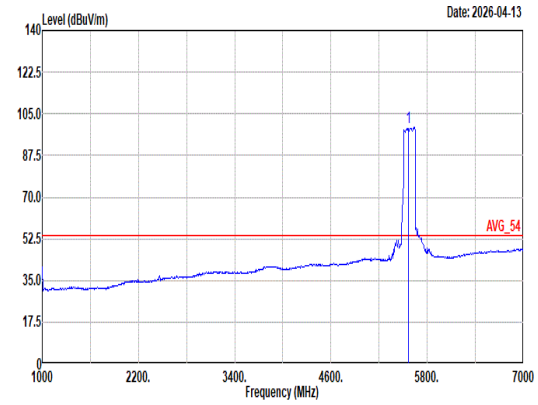 Site : 03CH15-HY Condition: AVG_54 3m 9120D-02294_250606 HORIZONTAL : RBW:1000.000kHz VBW:3.900kHz SWT:Auto 1 5570.00 99.26 ------ ------ 89.82 33.09 13.23 36.88 0.00 200 68 Average

Mode	9	
	Band Edge - R	
	U-NII-2C_5.47-5.725_802.11be EHT160_CH114_Test 20MHz Channel Puncture Location 1_5570MHz	
ANT	DB 1+2+3+4 (CDD)	
Pol.	Horizontal	Fundamental
Peak	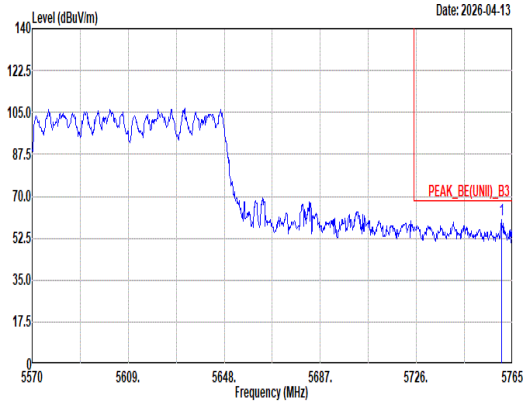 Site : 03CH15-HY Condition: PEAK_BE(UNII)_B3 3m 9120D-02294_250606 HORIZONTAL : RBW:1000.000kHz VBW:3000.000kHz SWT:Auto Freq Level Limit Line Margin Read Level Ant Factor Cable Loss Preamp Factor Aux Factor APos TPos Remark MHz dBuV/m dBuV/m dB dBuV dB/m dB dB dB cm deg 1 5760.52 60.41 68.20 -7.79 49.91 33.94 13.41 36.85 0.00 200 68 Peak	Blank

Mode	9	
	Band Edge - L	
	U-NII-2C_5.47-5.725_802.11be EHT160_CH114_Test 20MHz Channel Puncture Location 1_5570MHz	
ANT	DB 1+2+3+4 (CDD)	
Pol.	Vertical	Fundamental
Peak	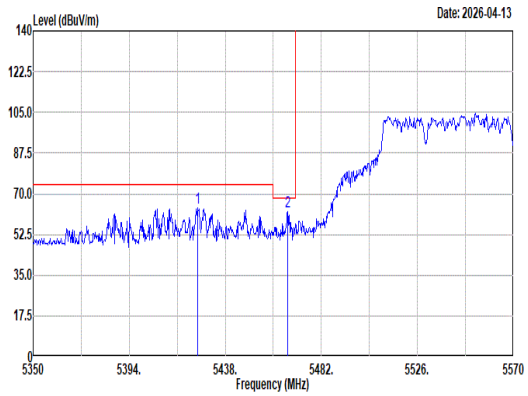 Site : 03CH15-HY Condition: PEAK_BE(UNII)_B3 3m 9120D-02294_250606 VERTICAL : RBW:1000.000kHz VBW:3000.000kHz SWT:Auto Freq Level Limit Line Margin Read Level Ant Factor Cable Loss Preamp Factor Aux Factor APos TPos Remark MHz dBuV/m dBuV/m dB dBuV dB/m dB dB dB cm deg 1 5425.24 64.17 74.00 -9.83 55.19 32.80 13.08 36.90 0.00 155 360 Peak 2 5466.60 62.21 68.20 -5.99 53.17 32.83 13.11 36.90 0.00 155 360 Peak	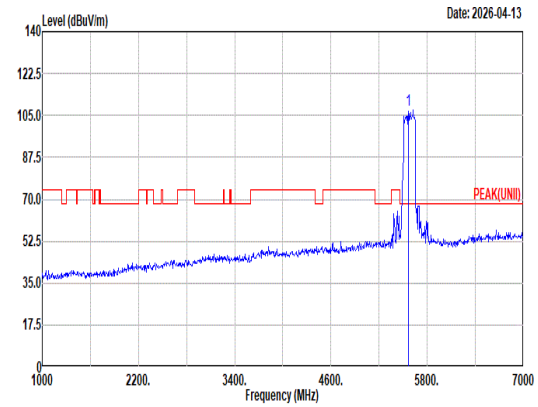 Site : 03CH15-HY Condition: PEAK(UNII) 3m 9120D-02294_250606 VERTICAL : RBW:1000.000kHz VBW:3000.000kHz SWT:Auto Freq Level Limit Line Margin Read Level Ant Factor Cable Loss Preamp Factor Aux Factor APos TPos Remark MHz dBuV/m dBuV/m dB dBuV dB/m dB dB dB cm deg 1 5570.00 107.15 ------ ------ 97.75 33.06 13.22 36.88 0.00 155 360 Peak
Avg	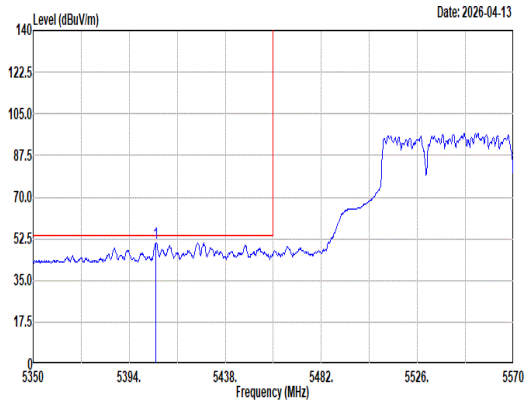 Site : 03CH15-HY Condition: AVG_BE(UNII)_B3 3m 9120D-02294_250606 VERTICAL : RBW:1000.000kHz VBW:3.900kHz SWT:Auto Freq Level Limit Line Margin Read Level Ant Factor Cable Loss Preamp Factor Aux Factor APos TPos Remark MHz dBuV/m dBuV/m dB dBuV dB/m dB dB dB cm deg 1 5406.32 50.81 54.00 -3.19 41.84 32.80 13.07 36.90 0.00 155 360 Average	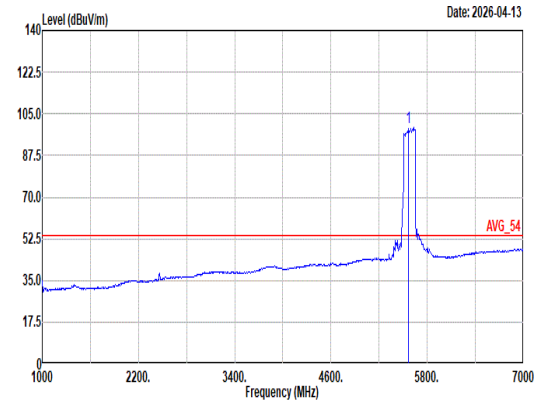 Site : 03CH15-HY Condition: AVG_54 3m 9120D-02294_250606 VERTICAL : RBW:1000.000kHz VBW:3.900kHz SWT:Auto Freq Level Limit Line Margin Read Level Ant Factor Cable Loss Preamp Factor Aux Factor APos TPos Remark MHz dBuV/m dBuV/m dB dBuV dB/m dB dB dB cm deg 1 5570.00 99.38 ------ ------ 89.94 33.09 13.23 36.88 0.00 155 360 Average

Mode	9	
	Band Edge - R	
	U-NII-2C_5.47-5.725_802.11be EHT160_CH114_Test 20MHz Channel Puncture Location 1_5570MHz	
ANT	DB 1+2+3+4 (CDD)	
Pol.	Vertical	Fundamental
Peak	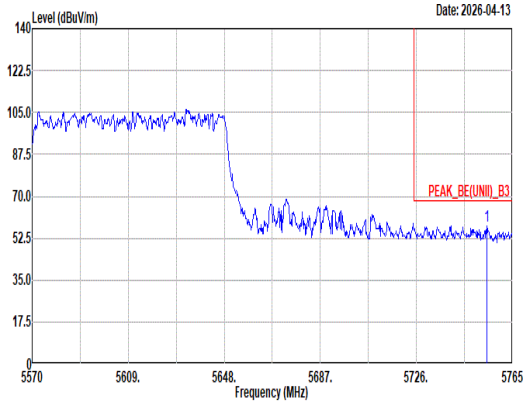 Site : 03CH15-HY Condition: PEAK_BE(UNII)_B3 3m 9120D-02294_250606 VERTICAL : RBW:1000.000kHz VBW:3000.000kHz SWT:Auto Limit Read Ant Cable Preamp Aux APos TPos Freq Level Line Margin Level Factor Loss Factor Factor Remark MHz dBuV/m dBuV/m dB dBuV dB/m dB dB dB cm deg 1 5754.47 57.40 68.20 -10.80 46.93 33.92 13.40 36.85 0.00 155 360 Peak	Blank

Mode	10	
	Band Edge - L	
	U-NII-2C_5.47-5.725_802.11be EHT160_CH114_Test 20MHz Channel Puncture Location 8_5570MHz	
ANT	DB 1+2+3+4 (CDD)	
Pol.	Horizontal	Fundamental
Peak	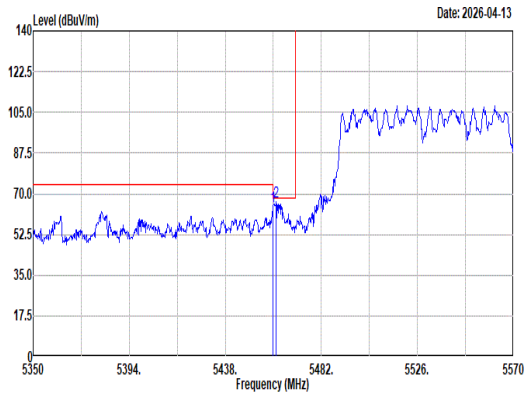 Site : 03CH15-HY Condition: PEAK_BE(UNII)_B3 3m 9120D-02294_250606 HORIZONTAL : RBW:1000.000kHz VBW:3000.000kHz SWT:Auto 1 5460.00 64.53 68.20 -3.67 55.51 32.82 13.10 36.90 0.00 280 64 Peak 2 5461.32 66.38 68.20 -1.82 57.36 32.82 13.10 36.90 0.00 280 64 Peak	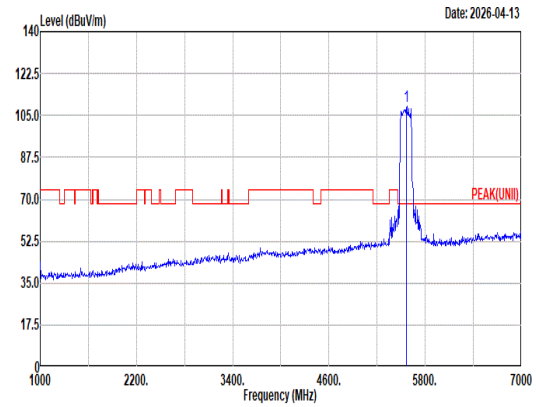 Site : 03CH15-HY Condition: PEAK(UNII) 3m 9120D-02294_250606 HORIZONTAL : RBW:1000.000kHz VBW:3000.000kHz SWT:Auto 1 5570.00 108.57 ------ ------ 99.34 32.96 13.16 36.89 0.00 280 64 Peak
Avg	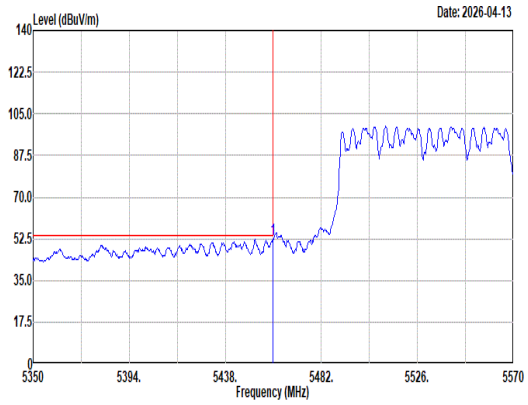 Site : 03CH15-HY Condition: AVG_BE(UNII)_B3 3m 9120D-02294_250606 HORIZONTAL : RBW:1000.000kHz VBW:3.900kHz SWT:Auto 1 5460.00 52.30 54.00 -1.70 43.28 32.82 13.10 36.90 0.00 280 64 Average	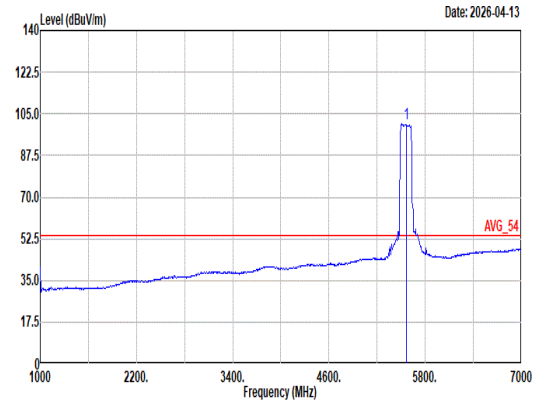 Site : 03CH15-HY Condition: AVG_54 3m 9120D-02294_250606 HORIZONTAL : RBW:1000.000kHz VBW:3.900kHz SWT:Auto 1 5570.00 100.80 ------ ------ 91.65 32.92 13.13 36.90 0.00 280 64 Average

Mode	10	
	Band Edge - R	
	U-NII-2C_5.47-5.725_802.11be EHT160_CH114_Test 20MHz Channel Puncture Location 8_5570MHz	
ANT	DB 1+2+3+4 (CDD)	
Pol.	Horizontal	Fundamental
Peak	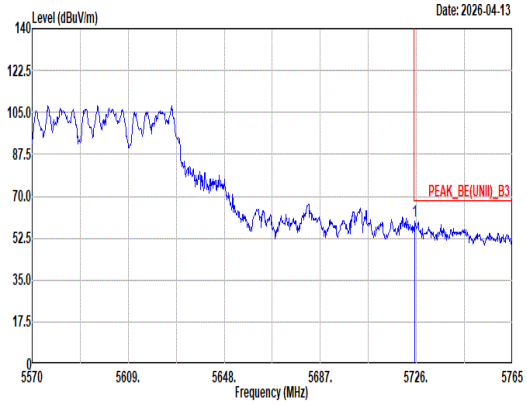 Site : 03CH15-HY Condition: PEAK_BE(UNII)_B3 3m 9120D-02294_250606 HORIZONTAL : RBW:1000.000kHz VBW:3000.000kHz SWT:Auto Freq Level Limit Line Margin Read Level Ant Factor Cable Loss Preamp Factor Aux Factor APos TPos Remark MHz dBuV/m dBuV/m dB dBuV dB/m dB dB dB cm deg 1 5725.42 59.68 68.20 -8.52 49.38 33.80 13.36 36.86 0.00 280 64 Peak	Blank

Mode	10	
	Band Edge - L	
	U-NII-2C_5.47-5.725_802.11be EHT160_CH114_Test 20MHz Channel Puncture Location 8_5570MHz	
ANT	DB 1+2+3+4 (CDD)	
Pol.	Vertical	Fundamental
Peak	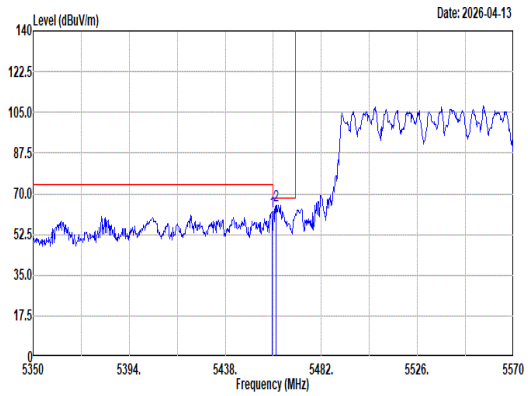 Site : 03CH15-HY Condition: PEAK_BE(UNII)_B3 3m 9120D-02294_250606 VERTICAL : RBW:1000.000kHz VBW:3000.000kHz SWT:Auto Freq Level Limit Line Margin Read Level Ant Factor Cable Loss Preamp Factor Aux Factor APos TPos Remark MHz dBuV/m dBuV/m dB dBuV dB/m dB dB dB cm deg 1 5459.56 62.20 74.00 -11.80 53.18 32.82 13.10 36.90 0.00 300 343 Peak 2 5461.32 65.17 68.20 -3.03 56.15 32.82 13.10 36.90 0.00 300 343 Peak	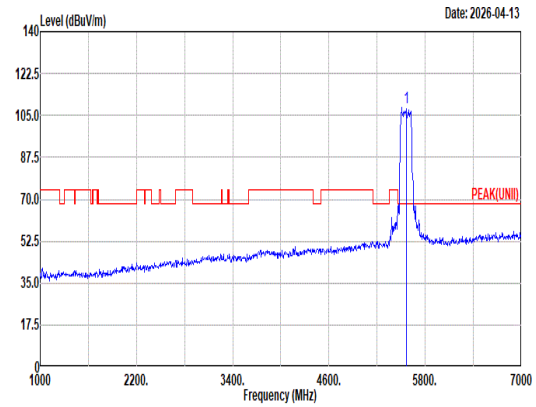 Site : 03CH15-HY Condition: PEAK(UNII) 3m 9120D-02294_250606 VERTICAL : RBW:1000.000kHz VBW:3000.000kHz SWT:Auto Freq Level Limit Line Margin Read Level Ant Factor Cable Loss Preamp Factor Aux Factor APos TPos Remark MHz dBuV/m dBuV/m dB dBuV dB/m dB dB dB cm deg 1 5570.00 108.24 ------ ------ 99.10 32.91 13.13 36.90 0.00 300 343 Peak
Avg	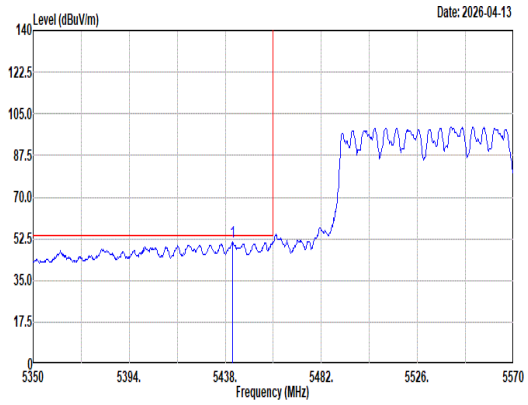 Site : 03CH15-HY Condition: AVG_BE(UNII)_B3 3m 9120D-02294_250606 VERTICAL : RBW:1000.000kHz VBW:3.900kHz SWT:Auto Freq Level Limit Line Margin Read Level Ant Factor Cable Loss Preamp Factor Aux Factor APos TPos Remark MHz dBuV/m dBuV/m dB dBuV dB/m dB dB dB cm deg 1 5441.30 51.33 54.00 -2.67 42.34 32.80 13.09 36.90 0.00 300 343 Average	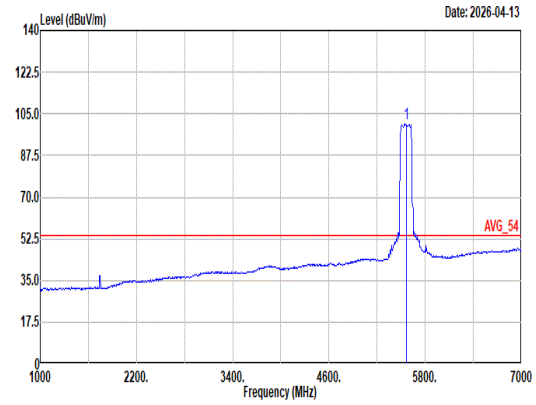 Site : 03CH15-HY Condition: AVG_54 3m 9120D-02294_250606 VERTICAL : RBW:1000.000kHz VBW:3.900kHz SWT:Auto Freq Level Limit Line Margin Read Level Ant Factor Cable Loss Preamp Factor Aux Factor APos TPos Remark MHz dBuV/m dBuV/m dB dBuV dB/m dB dB dB cm deg 1 5570.00 100.74 ------ ------ 91.50 32.98 13.15 36.89 0.00 300 343 Average

Mode	10	
	Band Edge - R	
	U-NII-2C_5.47-5.725_802.11be EHT160_CH114_Test 20MHz Channel Puncture Location 8_5570MHz	
ANT	DB 1+2+3+4 (CDD)	
Pol.	Vertical	Fundamental
Peak	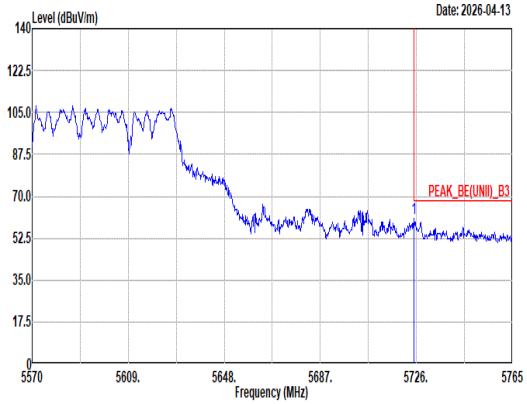 Site : 03CH15-HY Condition: PEAK_BE(UNII)_B3 3m 9120D-02294_250606 VERTICAL : RBW:1000.000kHz VBW:3000.000kHz SWT:Auto Freq Level Limit Line Margin Read Level Ant Factor Cable Loss Preamp Factor Aux Factor APos TPos Remark MHz dBuV/m dBuV/m dB dBuV dB/m dB dB dB cm deg 1 5725.03 60.58 68.20 -7.62 50.28 33.80 13.36 36.86 0.00 300 343 Peak	Blank

Mode	11	
	Band Edge - L	
	U-NII-2C_5.47-5.725_802.11be EHT160_CH114_Test 40MHz Channel Puncture Location 1_5570MHz	
ANT	DB 1+2+3+4 (CDD)	
Pol.	Horizontal	Fundamental
Peak	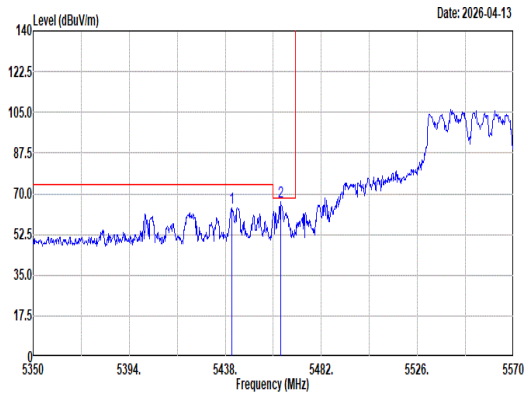 Site : 03CH15-HY Condition: PEAK_BE(UNII)_B3 3m 9120D-02294_250606 HORIZONTAL : RBW:1000.000kHz VBW:3000.000kHz SWT:Auto Freq Level Limit Line Margin Read Level Ant Factor Cable Loss Preamp Factor Aux Factor APos TPos Remark MHz dBuV/m dBuV/m dB dBuV dB/m dB dB dB cm deg 1 5441.08 64.04 74.00 -9.96 55.05 32.80 13.09 36.90 0.00 300 67 Peak 2 5463.30 66.63 68.20 -1.57 57.60 32.83 13.10 36.90 0.00 300 67 Peak	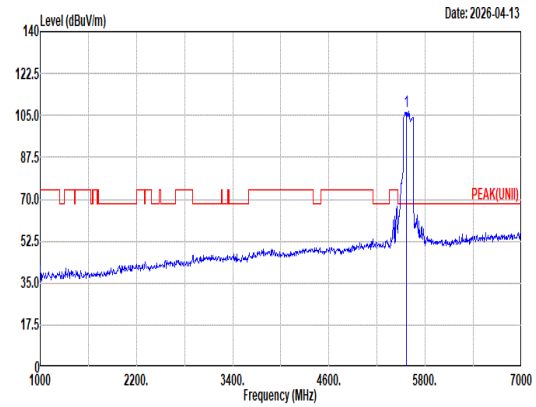 Site : 03CH15-HY Condition: PEAK(UNII) 3m 9120D-02294_250606 HORIZONTAL : RBW:1000.000kHz VBW:3000.000kHz SWT:Auto Freq Level Limit Line Margin Read Level Ant Factor Cable Loss Preamp Factor Aux Factor APos TPos Remark MHz dBuV/m dBuV/m dB dBuV dB/m dB dB dB cm deg 1 5570.00 106.48 ------ ------ 97.27 32.91 13.18 36.88 0.00 300 67 Peak
Avg	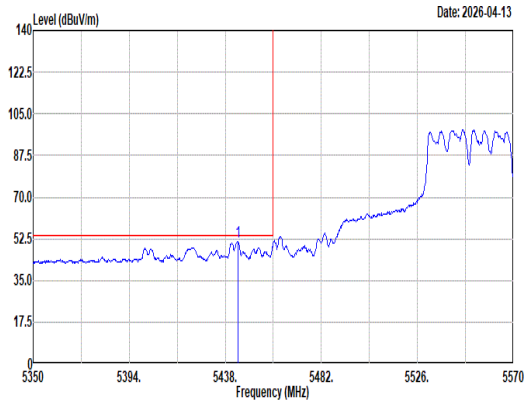 Site : 03CH15-HY Condition: AVG_BE(UNII)_B3 3m 9120D-02294_250606 HORIZONTAL : RBW:1000.000kHz VBW:3.600kHz SWT:Auto Freq Level Limit Line Margin Read Level Ant Factor Cable Loss Preamp Factor Aux Factor APos TPos Remark MHz dBuV/m dBuV/m dB dBuV dB/m dB dB dB cm deg 1 5443.72 51.48 54.00 -2.52 42.49 32.80 13.09 36.90 0.00 300 67 Average	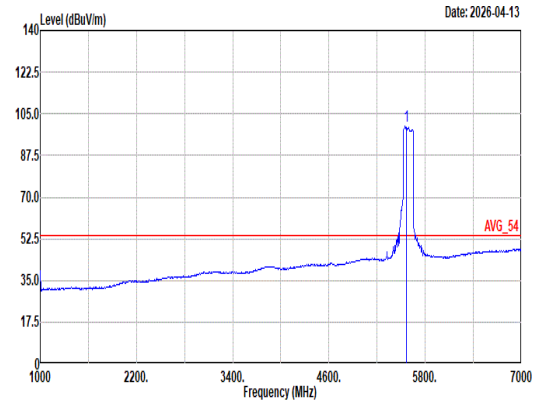 Site : 03CH15-HY Condition: AVG_54 3m 9120D-02294_250606 HORIZONTAL : RBW:1000.000kHz VBW:3.600kHz SWT:Auto Freq Level Limit Line Margin Read Level Ant Factor Cable Loss Preamp Factor Aux Factor APos TPos Remark MHz dBuV/m dBuV/m dB dBuV dB/m dB dB dB cm deg 1 5570.00 99.60 ------ ------ 90.34 33.00 13.15 36.89 0.00 300 67 Average

Mode	11	
	Band Edge - R	
	U-NII-2C_5.47-5.725_802.11be EHT160_CH114_Test 40MHz Channel Puncture Location 1_5570MHz	
ANT	DB 1+2+3+4 (CDD)	
Pol.	Horizontal	Fundamental
Peak	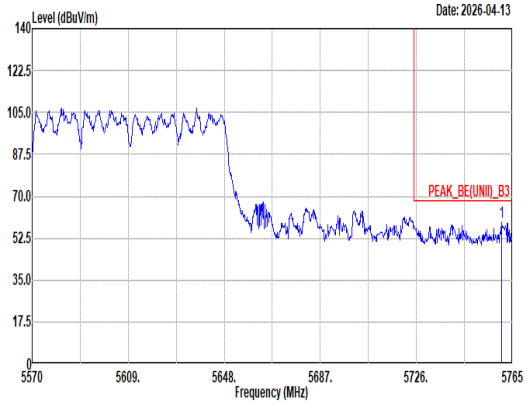 Site : 03CH15-HY Condition: PEAK_BE(UNII)_B3 3m 9120D-02294_250606 HORIZONTAL : RBW:1000.000kHz VBW:3000.000kHz SWT:Auto Freq Level Limit Line Margin Read Level Ant Factor Cable Loss Preamp Factor Aux Factor APos TPos Remark MHz dBuV/m dBuV/m dB dBuV dB/m dB dB dB cm deg 1 5760.52 58.92 68.20 -9.28 48.42 33.94 13.41 36.85 0.00 300 67 Peak	Blank

Mode	11	
	Band Edge - L	
	U-NII-2C_5.47-5.725_802.11be EHT160_CH114_Test 40MHz Channel Puncture Location 1_5570MHz	
ANT	DB 1+2+3+4 (CDD)	
Pol.	Vertical	Fundamental
Peak	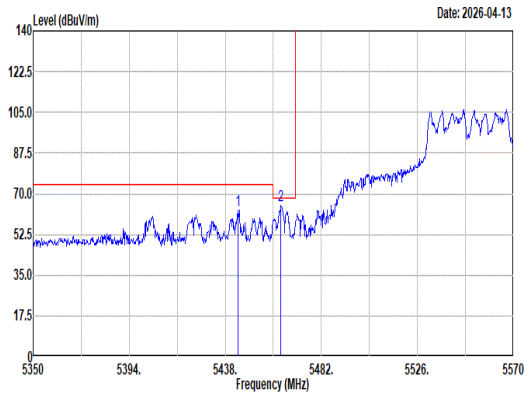 Site : 03CH15-HY Condition: PEAK_BE(UNII)_B3 3m 9120D-02294_250606 VERTICAL : RBW:1000.000kHz VBW:3000.000kHz SWT:Auto 1 5443.72 62.89 74.00 -11.11 53.90 32.80 13.09 36.90 0.00 264 333 Peak 2 5463.52 65.00 68.20 -3.20 55.97 32.83 13.10 36.90 0.00 264 333 Peak	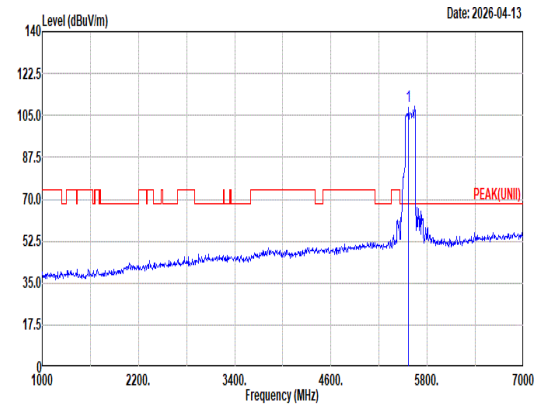 Site : 03CH15-HY Condition: PEAK(UNII) 3m 9120D-02294_250606 VERTICAL : RBW:1000.000kHz VBW:3000.000kHz SWT:Auto 1 5570.00 108.61 ------ ------ 99.08 33.16 13.24 36.87 0.00 264 333 Peak
Avg	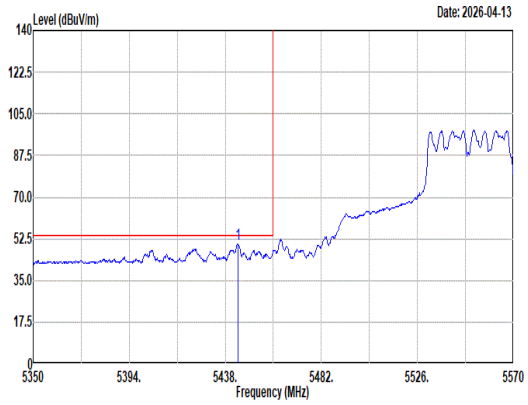 Site : 03CH15-HY Condition: AVG_BE(UNII)_B3 3m 9120D-02294_250606 VERTICAL : RBW:1000.000kHz VBW:3.600kHz SWT:Auto 1 5443.72 50.40 54.00 -3.60 41.41 32.80 13.09 36.90 0.00 264 333 Average	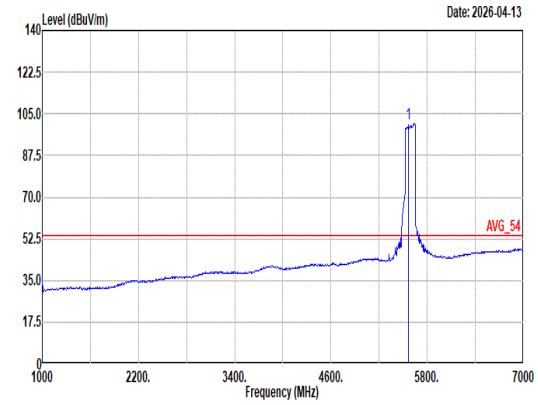 Site : 03CH15-HY Condition: AVG_54 3m 9120D-02294_250606 VERTICAL : RBW:1000.000kHz VBW:3.600kHz SWT:Auto 1 5570.00 100.77 ------ ------ 91.33 33.09 13.23 36.88 0.00 264 333 Average

Mode	11	
	Band Edge - R	
	U-NII-2C_5.47-5.725_802.11be EHT160_CH114_Test 40MHz Channel Puncture Location 1_5570MHz	
ANT	DB 1+2+3+4 (CDD)	
Pol.	Vertical	Fundamental
Peak	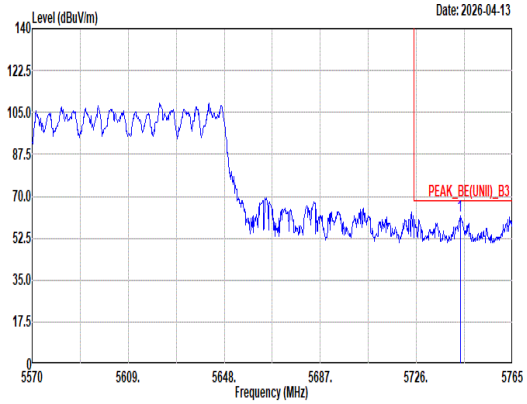 Site : 03CH15-HY Condition: PEAK_BE(UNII)_B3 3m 9120D-02294_250606 VERTICAL : RBW:1000.000kHz VBW:3000.000kHz SWT:Auto Freq Level Limit Line Margin Read Level Ant Factor Cable Loss Preamp Factor Aux Factor APos TPos Remark MHz dBuV/m dBuV/m dB dBuV dB/m dB dB dB cm deg 1 5743.75 61.75 68.20 -6.45 51.35 33.87 13.39 36.86 0.00 264 333 Peak	Blank

Mode	12
	Band Edge - L
	U-NII-2C_5.47-5.725_802.11be EHT160_CH114_Test 40MHz Channel Puncture Location 4_5570MHz
ANT	DB 1+2+3+4 (CDD)

Pol.	Horizontal	Fundamental
Peak	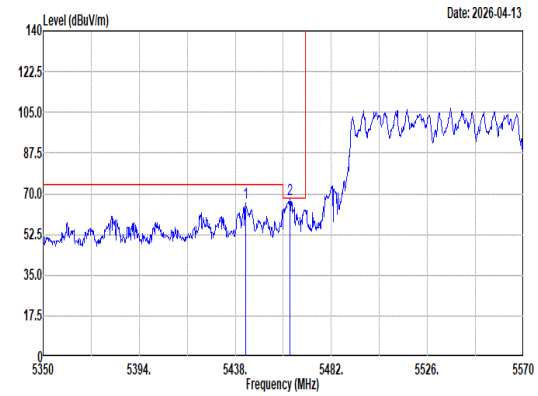 Site : 03CH15-HY Condition: PEAK_BE(UNII)_B3 3m 9120D-02294_250606 HORIZONTAL : RBW:1000.000kHz VBW:3000.000kHz SWT:Auto Freq Level Limit Line Margin Read Level Ant Factor Cable Loss Preamp Factor Aux Factor APos TPos Remark MHz dBuV/m dBuV/m dB dBuV dB/m dB dB dB cm deg 1 5442.62 66.27 74.00 -7.73 57.28 32.80 13.09 36.90 0.00 334 60 Peak 2 5462.86 67.61 68.20 -0.59 58.58 32.83 13.10 36.90 0.00 334 60 Peak	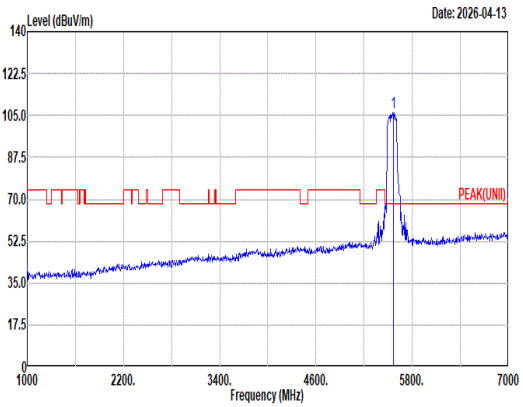 Site : 03CH15-HY Condition: PEAK(UNII) 3m 9120D-02294_250606 HORIZONTAL : RBW:1000.000kHz VBW:3000.000kHz SWT:Auto Freq Level Limit Line Margin Read Level Ant Factor Cable Loss Preamp Factor Aux Factor APos TPos Remark MHz dBuV/m dBuV/m dB dBuV dB/m dB dB dB cm deg 1 5570.00 106.40 ------ ------ 97.18 32.94 13.17 36.89 0.00 334 60 Peak
Avg	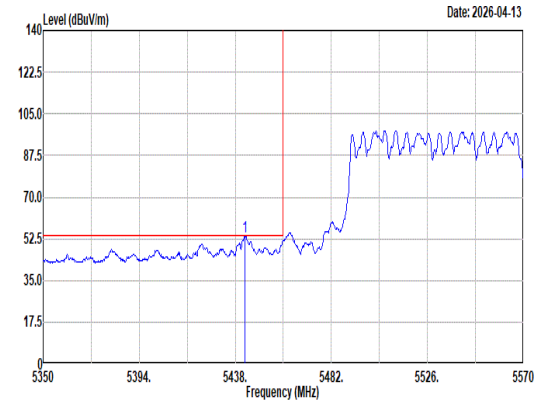 Site : 03CH15-HY Condition: AVG_BE(UNII)_B3 3m 9120D-02294_250606 HORIZONTAL : RBW:1000.000kHz VBW:3.600kHz SWT:Auto Freq Level Limit Line Margin Read Level Ant Factor Cable Loss Preamp Factor Aux Factor APos TPos Remark MHz dBuV/m dBuV/m dB dBuV dB/m dB dB dB cm deg 1 5442.40 53.57 54.00 -0.43 44.58 32.80 13.09 36.90 0.00 334 60 Average	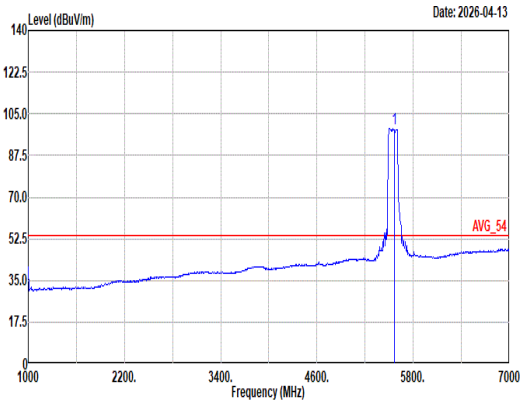 Site : 03CH15-HY Condition: AVG_54 3m 9120D-02294_250606 HORIZONTAL : RBW:1000.000kHz VBW:3.600kHz SWT:Auto Freq Level Limit Line Margin Read Level Ant Factor Cable Loss Preamp Factor Aux Factor APos TPos Remark MHz dBuV/m dBuV/m dB dBuV dB/m dB dB dB cm deg 1 5570.00 98.79 ------ ------ 89.64 32.92 13.13 36.90 0.00 334 60 Average

Mode	12	
	Band Edge - R	
	U-NII-2C_5.47-5.725_802.11be EHT160_CH114_Test 40MHz Channel Puncture Location 4_5570MHz	
ANT	DB 1+2+3+4 (CDD)	
Pol.	Horizontal	Fundamental
Peak	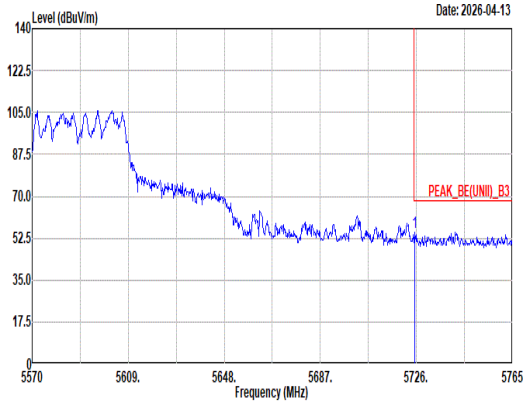 Site : 03CH15-HY Condition: PEAK_BE(UNII)_B3 3m 9120D-02294_250606 HORIZONTAL : RBW:1000.000kHz VBW:3000.000kHz SWT:Auto Freq Level Limit Line Margin Read Level Ant Factor Cable Loss Preamp Factor Aux Factor APos TPos Remark MHz dBuV/m dBuV/m dB dBuV dB/m dB dB dB cm deg 1 5725.22 54.94 68.20 -13.26 44.64 33.80 13.36 36.86 0.00 334 60 Peak	Blank

Mode	12	
	Band Edge - L	
	U-NII-2C_5.47-5.725_802.11be EHT160_CH114_Test 40MHz Channel Puncture Location 4_5570MHz	
ANT	DB 1+2+3+4 (CDD)	
Pol.	Vertical	Fundamental
Peak	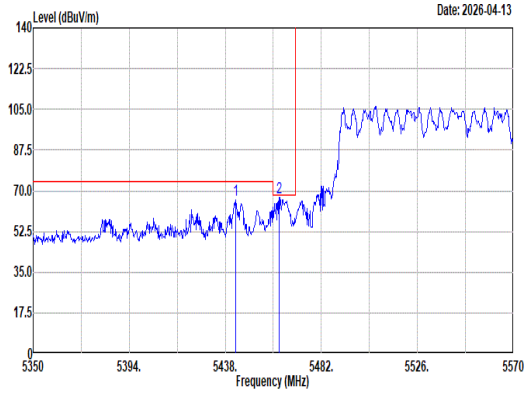 Site : 03CH15-HY Condition: PEAK_BE(UNII)_B3 3m 9120D-02294_250606 VERTICAL : RBW:1000.000kHz VBW:3000.000kHz SWT:Auto Freq Level Limit Line Margin Read Level Ant Factor Cable Loss Preamp Factor Aux Factor APos TPos Remark MHz dBuV/m dBuV/m dB dBuV dB/m dB dB dB cm deg 1 5442.62 65.84 74.00 -8.16 56.85 32.80 13.09 36.90 0.00 277 340 Peak 2 5462.64 67.05 68.20 -1.15 58.02 32.83 13.10 36.90 0.00 277 340 Peak	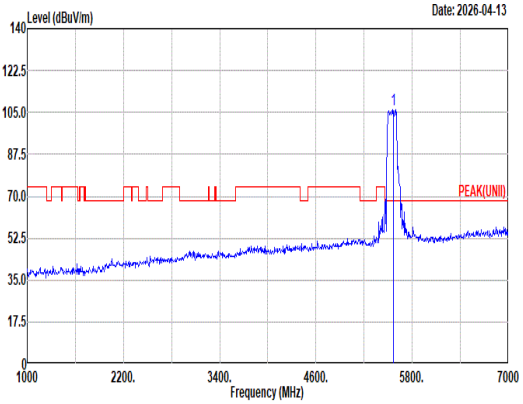 Site : 03CH15-HY Condition: PEAK(UNII) 3m 9120D-02294_250606 VERTICAL : RBW:1000.000kHz VBW:3000.000kHz SWT:Auto Freq Level Limit Line Margin Read Level Ant Factor Cable Loss Preamp Factor Aux Factor APos TPos Remark MHz dBuV/m dBuV/m dB dBuV dB/m dB dB dB cm deg 1 5570.00 106.21 ------ ------ 97.00 32.92 13.17 36.88 0.00 277 340 Peak
Avg	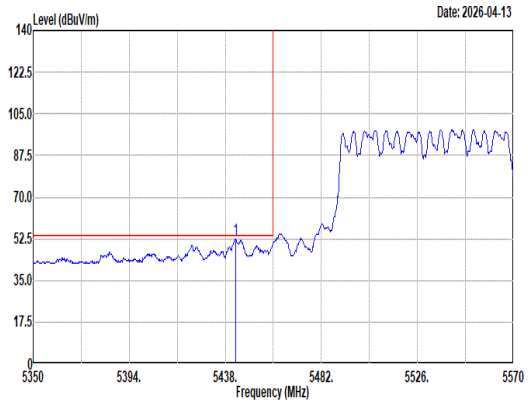 Site : 03CH15-HY Condition: AVG_BE(UNII)_B3 3m 9120D-02294_250606 VERTICAL : RBW:1000.000kHz VBW:3.600kHz SWT:Auto Freq Level Limit Line Margin Read Level Ant Factor Cable Loss Preamp Factor Aux Factor APos TPos Remark MHz dBuV/m dBuV/m dB dBuV dB/m dB dB dB cm deg 1 5442.84 52.54 54.00 -1.46 43.55 32.80 13.09 36.90 0.00 277 340 Average	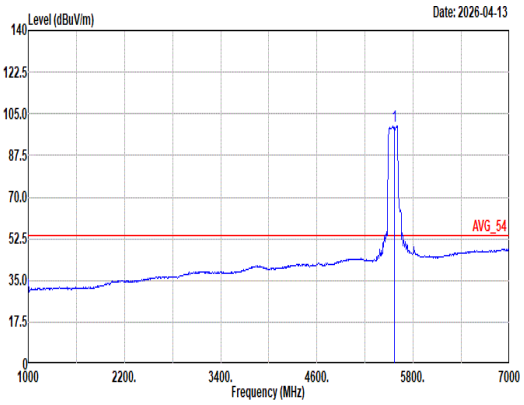 Site : 03CH15-HY Condition: AVG_54 3m 9120D-02294_250606 VERTICAL : RBW:1000.000kHz VBW:3.600kHz SWT:Auto Freq Level Limit Line Margin Read Level Ant Factor Cable Loss Preamp Factor Aux Factor APos TPos Remark MHz dBuV/m dBuV/m dB dBuV dB/m dB dB dB cm deg 1 5570.00 99.87 ------ ------ 90.66 32.91 13.18 36.88 0.00 277 340 Average

Mode	12	
	Band Edge - R	
	U-NII-2C_5.47-5.725_802.11be EHT160_CH114_Test 40MHz Channel Puncture Location 4_5570MHz	
ANT	DB 1+2+3+4 (CDD)	
Pol.	Vertical	Fundamental
Peak	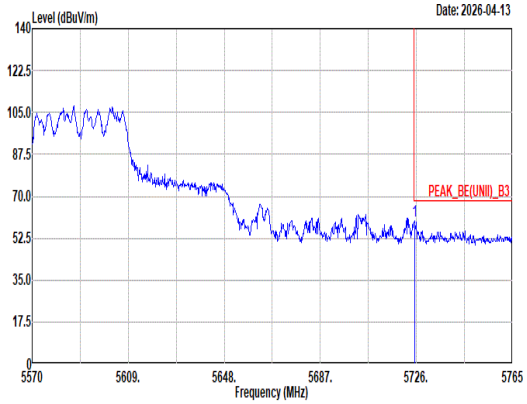 Site : 03CH15-HY Condition: PEAK_BE(UNII)_B3 3m 9120D-02294_250606 VERTICAL : RBW:1000.000kHz VBW:3000.000kHz SWT:Auto Freq Level Limit Line Margin Read Level Ant Factor Cable Loss Preamp Factor Aux Factor APos TPos Remark MHz dBuV/m dBuV/m dB dBuV dB/m dB dB dB cm deg 1 5725.22 59.45 68.20 -8.75 49.15 33.80 13.36 36.86 0.00 277 340 Peak	Blank

<TXBF Mode>

C3.1. Radiated Spurious Emission Test Modes

Mode	Band	Band (GHz)	Antenna	Modulation	Channel	Frequency	Data Rate	RU	Remark
Mode 1	U-NII-1	5.15-5.25	DB 1+2+3+4(TXBF)	802.11be EHT20	36	5180	MCS0	Full RU	-
Mode 2	U-NII-1	5.15-5.25	DB 1+2+3+4(TXBF)	802.11be EHT20	40	5200	MCS0	Full RU	-
Mode 3	U-NII-1	5.15-5.25	DB 1+2+3+4(TXBF)	802.11be EHT20	48	5240	MCS0	Full RU	-
Mode 4	U-NII-1	5.15-5.25	DB 1+2+3+4(TXBF)	802.11be EHT40	38	5190	MCS0	Full RU	-
Mode 5	U-NII-1	5.15-5.25	DB 1+2+3+4(TXBF)	802.11be EHT40	46	5230	MCS0	Full RU	-
Mode 6	U-NII-1	5.15-5.25	DB 1+2+3+4(TXBF)	802.11be EHT80	42	5210	MCS0	Full RU	-
Mode 7	U-NII-2A	5.25-5.35	DB 1+2+3+4(TXBF)	802.11be EHT20	52	5260	MCS0	Full RU	-
Mode 8	U-NII-2A	5.25-5.35	DB 1+2+3+4(TXBF)	802.11be EHT20	60	5300	MCS0	Full RU	-
Mode 9	U-NII-2A	5.25-5.35	DB 1+2+3+4(TXBF)	802.11be EHT20	64	5320	MCS0	Full RU	-
Mode 10	U-NII-2A	5.25-5.35	DB 1+2+3+4(TXBF)	802.11be EHT40	54	5270	MCS0	Full RU	-
Mode 11	U-NII-2A	5.25-5.35	DB 1+2+3+4(TXBF)	802.11be EHT40	62	5310	MCS0	Full RU	-

Mode	Band	Band (GHz)	Antenna	Modulation	Channel	Frequency	Data Rate	RU	Remark
Mode 12	U-NII-2A	5.25-5.35	DB 1+2+3+4(TXBF)	802.11be EHT80	58	5290	MCS0	Full RU	-
Mode 13	U-NII-2A	5.25-5.35	DB 1+2+3+4(TXBF)	802.11be EHT160	50	5250	MCS0	Full RU	-
Mode 14	U-NII-2C	5.47-5.725	DB 1+2+3+4(TXBF)	802.11be EHT20	100	5500	MCS0	Full RU	-
Mode 15	U-NII-2C	5.47-5.725	DB 1+2+3+4(TXBF)	802.11be EHT20	116	5580	MCS0	Full RU	-
Mode 16	U-NII-2C	5.47-5.725	DB 1+2+3+4(TXBF)	802.11be EHT20	140	5700	MCS0	Full RU	-
Mode 17	U-NII-2C	5.47-5.725	DB 1+2+3+4(TXBF)	802.11be EHT40	102	5510	MCS0	Full RU	-
Mode 18	U-NII-2C	5.47-5.725	DB 1+2+3+4(TXBF)	802.11be EHT40	110	5550	MCS0	Full RU	-
Mode 19	U-NII-2C	5.47-5.725	DB 1+2+3+4(TXBF)	802.11be EHT40	134	5670	MCS0	Full RU	-
Mode 20	U-NII-2C	5.47-5.725	DB 1+2+3+4(TXBF)	802.11be EHT80	106	5530	MCS0	Full RU	-
Mode 21	U-NII-2C	5.47-5.725	DB 1+2+3+4(TXBF)	802.11be EHT80	122	5610	MCS0	Full RU	-
Mode 22	U-NII-2A	5.25-5.35	DB 1+2+3+4(TXBF)	802.11be EHT160	114	5570	MCS0	Full RU	-

Mode	Band	Band (GHz)	Antenna	Modulation	Channel	Frequency	Data Rate	RU	Remark
Mode 23	U-NII-2C	5.47-5.725	DB 1+2+3+4(TXBF)	802.11be EHT20	144	5720	MCS0	Full RU	-
Mode 24	U-NII-2C	5.47-5.725	DB 1+2+3+4(TXBF)	802.11be EHT40	142	5710	MCS0	Full RU	-
Mode 25	U-NII-2C	5.47-5.725	DB 1+2+3+4(TXBF)	802.11be EHT80	138	5690	MCS0	Full RU	-

C3.2. Summary of each worse mode

Mode	Modulation	Ch.	Freq. (MHz)	Level (dBuV/m)	Limit (dBuV/m)	Margin (dB)	Pol.	Peak Avg.	Result	RU	Remark
1	802.11be EHT20	36	5149.58	52.57	54.00	-1.43	V	Avg.	Pass	Full RU	Band Edge
	802.11be EHT20	36	10360.00	46.90	68.20	-21.30	V	Peak	Pass	Full RU	Harmonic
2	802.11be EHT20	40	5149.52	53.13	54.00	-0.87	H	Avg.	Pass	Full RU	Band Edge
	802.11be EHT20	40	10400.00	51.45	68.20	-16.75	V	Peak	Pass	Full RU	Harmonic
3	802.11be EHT20	48	5142.56	53.13	54.00	-0.87	H	Avg.	Pass	Full RU	Band Edge
	802.11be EHT20	48	10480.00	56.76	68.20	-11.44	V	Peak	Pass	Full RU	Harmonic
4	802.11be EHT40	38	5149.91	52.12	54.00	-1.88	V	Avg.	Pass	Full RU	Band Edge
	802.11be EHT40	38	10380.00	47.02	68.20	-21.18	H	Peak	Pass	Full RU	Harmonic
5	802.11be EHT40	46	5150.00	52.69	54.00	-1.31	V	Avg.	Pass	Full RU	Band Edge
	802.11be EHT40	46	10460.00	47.43	68.20	-20.77	V	Peak	Pass	Full RU	Harmonic
6	802.11be EHT80	42	5149.94	52.97	54.00	-1.03	H	Avg.	Pass	Full RU	Band Edge

Mode	Modulation	Ch.	Freq. (MHz)	Level (dBuV/m)	Limit (dBuV/m)	Margin (dB)	Pol.	Peak Avg.	Result	RU	Remark
6	802.11be EHT80	42	10420.00	46.88	68.20	-21.32	H	Peak	Pass	Full RU	Harmonic
7	802.11be EHT20	52	5350.17	53.05	54.00	-0.95	V	Avg.	Pass	Full RU	Band Edge
	802.11be EHT20	52	10520.00	55.30	68.20	-12.90	V	Peak	Pass	Full RU	Harmonic
8	802.11be EHT20	60	5354.43	51.87	54.00	-2.13	H	Avg.	Pass	Full RU	Band Edge
	802.11be EHT20	60	10600.00	47.49	54.00	-6.51	V	Avg.	Pass	Full RU	Harmonic
9	802.11be EHT20	64	5350.10	52.94	54.00	-1.06	H	Avg.	Pass	Full RU	Band Edge
	802.11be EHT20	64	10640.00	47.67	74.00	-26.33	V	Peak	Pass	Full RU	Harmonic
10	802.11be EHT40	54	5350.59	52.83	54.00	-1.17	H	Avg.	Pass	Full RU	Band Edge
	802.11be EHT40	54	10540.00	53.32	68.20	-14.88	V	Peak	Pass	Full RU	Harmonic
11	802.11be EHT40	62	5350.05	50.32	54.00	-3.68	V	Avg.	Pass	Full RU	Band Edge
	802.11be EHT40	62	15930.00	48.12	74.00	-25.88	H	Peak	Pass	Full RU	Harmonic

Mode	Modulation	Ch.	Freq. (MHz)	Level (dBuV/m)	Limit (dBuV/m)	Margin (dB)	Pol.	Peak Avg.	Result	RU	Remark
12	802.11be EHT80	58	5353.24	51.03	54.00	-2.97	H	Avg.	Pass	Full RU	Band Edge
	802.11be EHT80	58	10580.00	47.43	68.20	-20.77	H	Peak	Pass	Full RU	Harmonic
13	802.11be EHT160	50	5351.25	52.59	54.00	-1.41	H	Avg.	Pass	Full RU	Band Edge
	802.11be EHT160	50	10500.00	47.44	68.20	-20.76	V	Peak	Pass	Full RU	Harmonic
14	802.11be EHT20	100	5459.05	52.26	54.00	-1.74	H	Avg.	Pass	Full RU	Band Edge
	802.11be EHT20	100	11000.00	42.98	54.00	-11.02	V	Avg.	Pass	Full RU	Harmonic
15	802.11be EHT20	116	5428.96	48.85	54.00	-5.15	V	Avg.	Pass	Full RU	Band Edge
	802.11be EHT20	116	11160.00	52.00	54.00	-2.00	V	Avg.	Pass	Full RU	Harmonic
16	802.11be EHT20	140	5725.29	66.53	68.20	-1.67	H	Peak	Pass	Full RU	Band Edge
	802.11be EHT20	140	17100.00	48.65	68.20	-19.55	V	Peak	Pass	Full RU	Harmonic
17	802.11be EHT40	102	5466.32	67.34	68.20	-0.86	V	Peak	Pass	Full RU	Band Edge

Mode	Modulation	Ch.	Freq. (MHz)	Level (dBuV/m)	Limit (dBuV/m)	Margin (dB)	Pol.	Peak Avg.	Result	RU	Remark
17	802.11be EHT40	102	16530.00	47.71	68.20	-20.49	H	Peak	Pass	Full RU	Harmonic
18	802.11be EHT40	110	5460.00	52.83	54.00	-1.17	H	Avg.	Pass	Full RU	Band Edge
	802.11be EHT40	110	11100.00	43.91	54.00	-10.09	V	Avg.	Pass	Full RU	Harmonic
19	802.11be EHT40	134	5729.95	66.68	68.20	-1.52	H	Peak	Pass	Full RU	Band Edge
	802.11be EHT40	134	17010.00	47.26	68.20	-20.94	V	Peak	Pass	Full RU	Harmonic
20	802.11be EHT80	106	5443.78	52.87	54.00	-1.13	H	Avg.	Pass	Full RU	Band Edge
	802.11be EHT80	106	16590.00	48.42	68.20	-19.78	V	Peak	Pass	Full RU	Harmonic
21	802.11be EHT80	122	5456.34	52.86	54.00	-1.14	V	Avg.	Pass	Full RU	Band Edge
	802.11be EHT80	122	11220.00	45.40	54.00	-8.60	V	Avg.	Pass	Full RU	Harmonic
22	802.11be EHT160	114	5458.90	52.11	54.00	-1.89	V	Avg.	Pass	Full RU	Band Edge
	802.11be EHT160	114	16710.00	49.03	68.20	-19.17	V	Peak	Pass	Full RU	Harmonic

Mode	Modulation	Ch.	Freq. (MHz)	Level (dBuV/m)	Limit (dBuV/m)	Margin (dB)	Pol.	Peak Avg.	Result	RU	Remark
23	802.11be EHT20	144	-	-	-	-	-	-	-	Full RU	Band Edge
	802.11be EHT20	144	11440.00	53.55	54.00	-0.45	V	Avg.	Pass	Full RU	Harmonic
24	802.11be EHT40	142	-	-	-	-	-	-	-	Full RU	Band Edge
	802.11be EHT40	142	11420.00	51.47	54.00	-2.53	V	Avg.	Pass	Full RU	Harmonic
25	802.11be EHT80	138	-	-	-	-	-	-	-	Full RU	Band Edge
	802.11be EHT80	138	11380.00	50.96	54.00	-3.04	V	Avg.	Pass	Full RU	Harmonic

Mode	1	
	Band Edge	
	U-NII-1_5.15-5.25_802.11be EHT20_CH36_Full RU_5180MHz	
ANT	DB 1+2+3+4(TXBF)	
Pol.	Horizontal	Fundamental
Peak	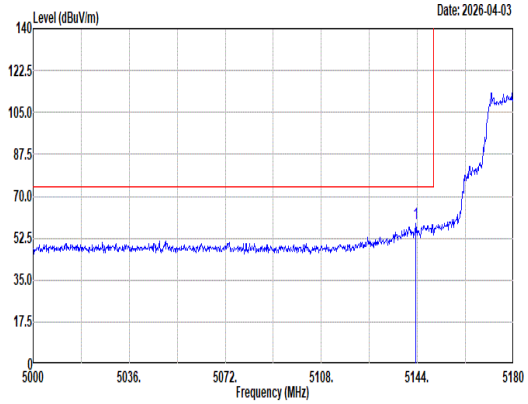 Site : 03CH15-HY Condition: PEAK_BE_74 3m 9120D-02294_250606 HORIZONTAL : RBW:1000.000kHz VBW:3000.000kHz SWT:Auto 1 5143.46 58.61 74.00 -15.39 49.68 33.17 12.66 36.90 0.00 300 67 Peak	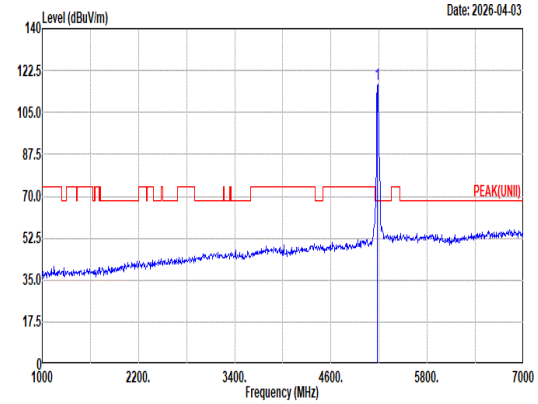 Site : 03CH15-HY Condition: PEAK(UNII) 3m 9120D-02294_250606 HORIZONTAL : RBW:1000.000kHz VBW:3000.000kHz SWT:Auto 1 5180.00 116.74 ------ ------ 107.87 33.05 12.72 36.90 0.00 300 67 Peak
Avg	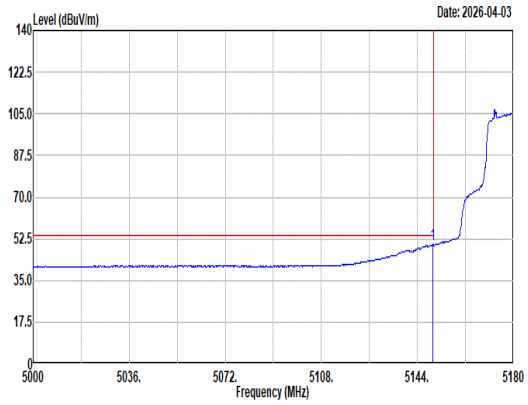 Site : 03CH15-HY Condition: AVG_BE_54 3m 9120D-02294_250606 HORIZONTAL : RBW:1000.000kHz VBW:0.330kHz SWT:Auto 1 5149.76 50.01 54.00 -3.99 41.04 33.20 12.67 36.90 0.00 300 67 Average	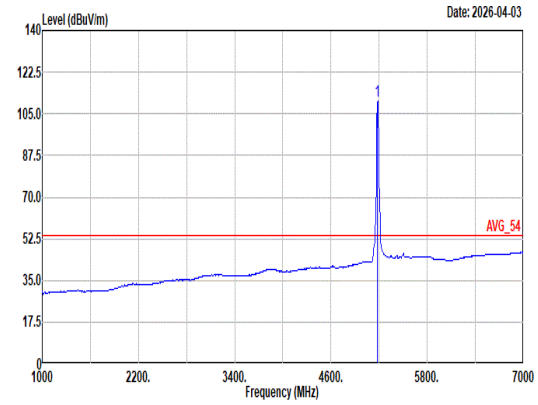 Site : 03CH15-HY Condition: AVG_54 3m 9120D-02294_250606 HORIZONTAL : RBW:1000.000kHz VBW:0.330kHz SWT:Auto 1 5180.00 110.24 ------ ------ 101.37 33.05 12.72 36.90 0.00 300 67 Average

Mode	1	
	Band Edge	
	U-NII-1_5.15-5.25_802.11be EHT20_CH36_Full RU_5180MHz	
ANT	DB 1+2+3+4(TXBF)	
Pol.	Vertical	Fundamental
Peak	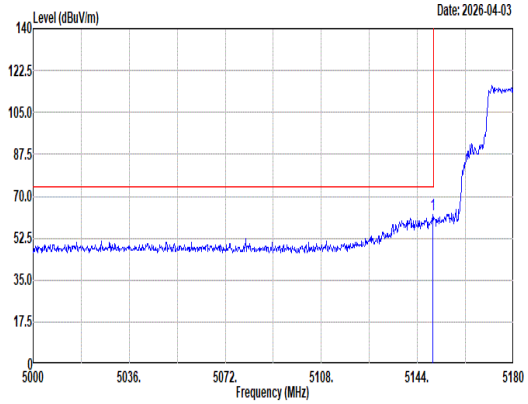 Site : 03CH15-HY Condition: PEAK_BE_74 3m 9120D-02294_250606 VERTICAL : RBW:1000.000kHz VBW:3000.000kHz SWT:Auto Freq Level Limit Line Margin Read Level Ant Factor Cable Loss Preamp Factor Aux Factor APos TPos Remark MHz dBuV/m dBuV/m dB dBuV dB/m dB dB dB cm deg 1 5149.76 62.15 74.00 -11.85 53.18 33.20 12.67 36.90 0.00 246 360 Peak	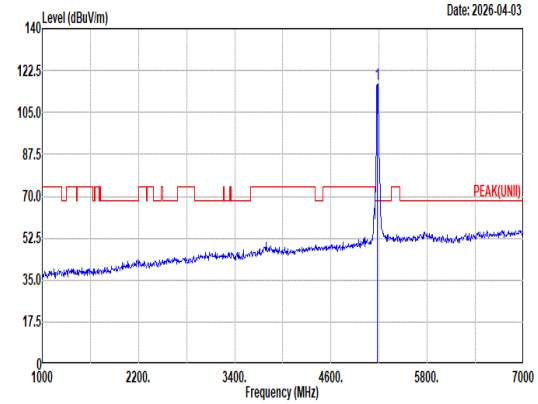 Site : 03CH15-HY Condition: PEAK(UNII) 3m 9120D-02294_250606 VERTICAL : RBW:1000.000kHz VBW:3000.000kHz SWT:Auto Freq Level Limit Line Margin Read Level Ant Factor Cable Loss Preamp Factor Aux Factor APos TPos Remark MHz dBuV/m dBuV/m dB dBuV dB/m dB dB dB cm deg 1 5180.00 116.92 ------ ------ 108.04 33.07 12.71 36.90 0.00 246 360 Peak
Avg	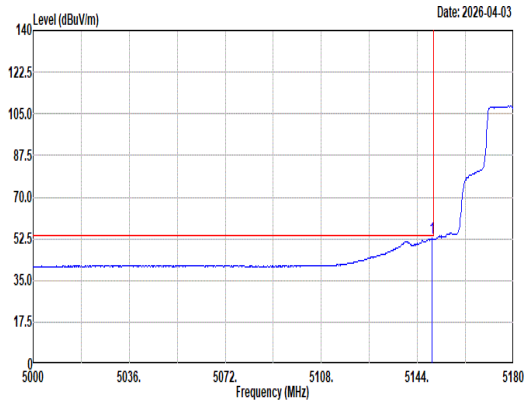 Site : 03CH15-HY Condition: AVG_BE_54 3m 9120D-02294_250606 VERTICAL : RBW:1000.000kHz VBW:0.330kHz SWT:Auto Freq Level Limit Line Margin Read Level Ant Factor Cable Loss Preamp Factor Aux Factor APos TPos Remark MHz dBuV/m dBuV/m dB dBuV dB/m dB dB dB cm deg 1 5149.58 52.57 54.00 -1.43 43.60 33.20 12.67 36.90 0.00 246 360 Average	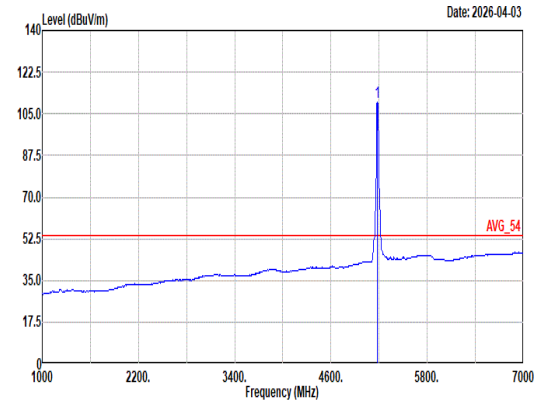 Site : 03CH15-HY Condition: AVG_54 3m 9120D-02294_250606 VERTICAL : RBW:1000.000kHz VBW:0.330kHz SWT:Auto Freq Level Limit Line Margin Read Level Ant Factor Cable Loss Preamp Factor Aux Factor APos TPos Remark MHz dBuV/m dBuV/m dB dBuV dB/m dB dB dB cm deg 1 5180.00 109.70 ------ ------ 100.80 33.10 12.70 36.90 0.00 246 360 Average

Mode	1	
	Harmonic	
	U-NII-1_5.15-5.25_802.11be EHT20_CH36_Full RU_5180MHz	
ANT	DB 1+2+3+4(TXBF)	
Pol.	Horizontal	Vertical
Peak Avg	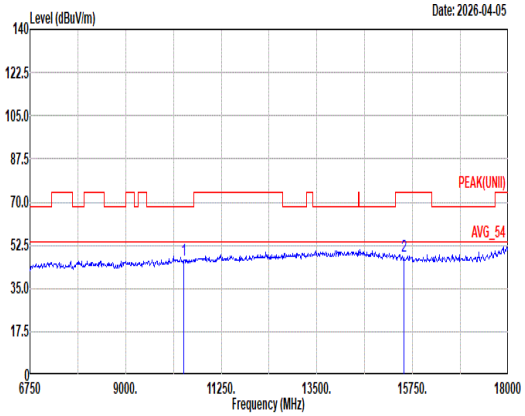 Site : 03CH15-HY Condition: PEAK(UNII) 3m 9120D-02294_250606 HORIZONTAL Freq Level Limit Line Margin Read Level Ant Factor Cable Loss Preamp Factor Aux Factor APos TPos Remark MHz dBuV/m dBuV/m dB dBuV dB/m dB dB dB cm deg 1 10360.00 46.50 68.20 -21.70 47.78 38.60 18.24 58.84 0.72 -- -- Peak 2 15540.00 47.83 74.00 -26.17 44.91 38.20 22.67 58.43 0.48 -- -- Peak	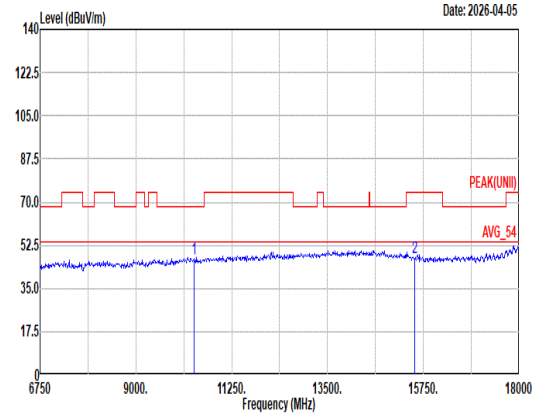 Site : 03CH15-HY Condition: PEAK(UNII) 3m 9120D-02294_250606 VERTICAL Freq Level Limit Line Margin Read Level Ant Factor Cable Loss Preamp Factor Aux Factor APos TPos Remark MHz dBuV/m dBuV/m dB dBuV dB/m dB dB dB cm deg 1 10360.00 46.90 68.20 -21.30 48.18 38.60 18.24 58.84 0.72 -- -- Peak 2 15540.00 47.68 74.00 -26.32 44.76 38.20 22.67 58.43 0.48 -- -- Peak

Mode	1	
	Harmonic	
	U-NII-1_5.15-5.25_802.11be EHT20_CH36_Full RU_5180MHz	
ANT	DB 1+2+3+4(TXBF)	
Pol.	Horizontal	Vertical
14.47G ~14.5G Avg	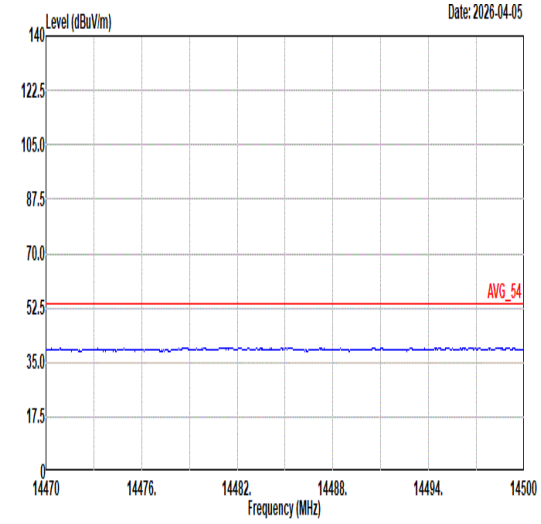 Site : 03CH15-HY Condition: AVG_54 3m 9120D-02294_250606 HORIZONTAL	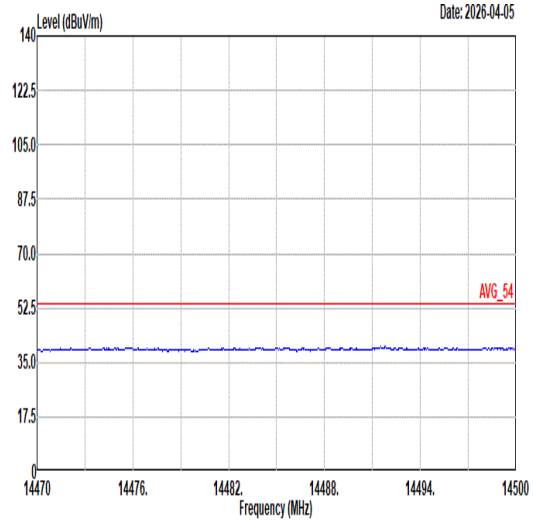 Site : 03CH15-HY Condition: AVG_54 3m 9120D-02294_250606 VERTICAL
17.7G ~18G Avg	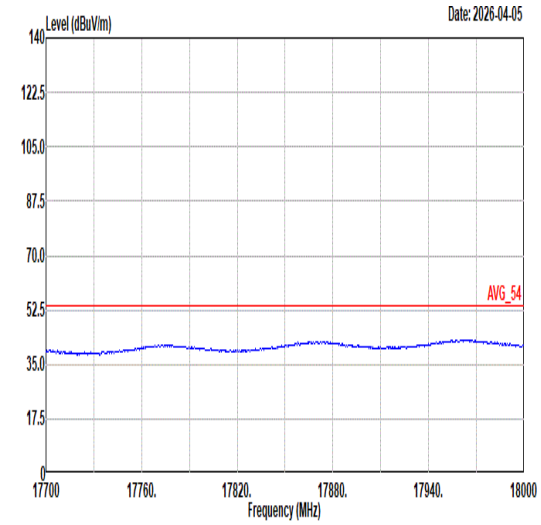 Site : 03CH15-HY Condition: AVG_54 3m 9120D-02294_250606 HORIZONTAL	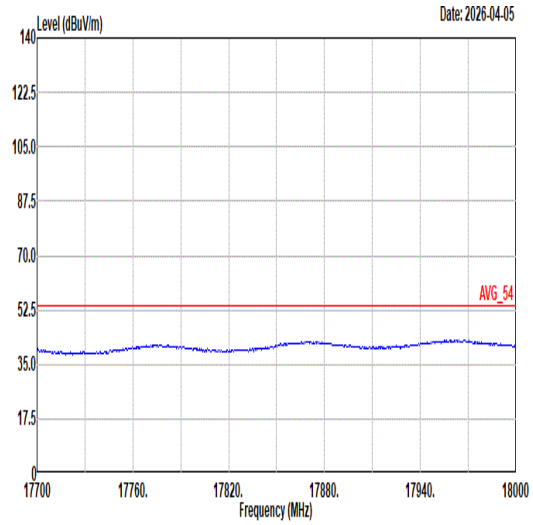 Site : 03CH15-HY Condition: AVG_54 3m 9120D-02294_250606 VERTICAL

Mode	2	
	Band Edge - L	
	U-NII-1_5.15-5.25_802.11be EHT20_CH40_Full RU_5200MHz	
ANT	DB 1+2+3+4(TXBF)	
Pol.	Horizontal	Fundamental
Peak	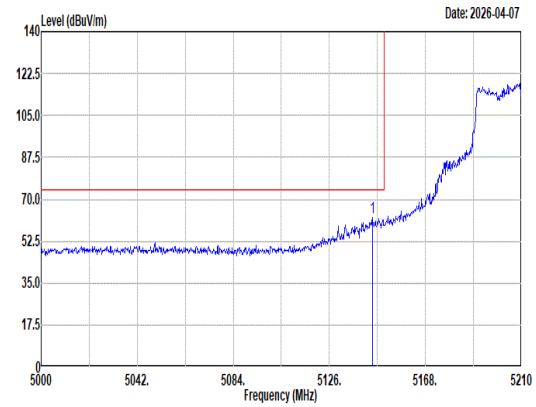 Site : 03CH15-HY Condition: PEAK_BE_74 3m 9120D-02294_250606 HORIZONTAL : RBW:1000.000kHz VBW:3000.000kHz SWT:Auto Freq Level Limit Line Margin Read Level Ant Factor Cable Loss Preamp Factor Aux Factor APos TPos Remark MHz dBuV/m dBuV/m dB dBuV dB/m dB dB dB cm deg 1 5144.90 62.42 74.00 -11.58 53.48 33.18 12.66 36.90 0.00 212 73 Peak	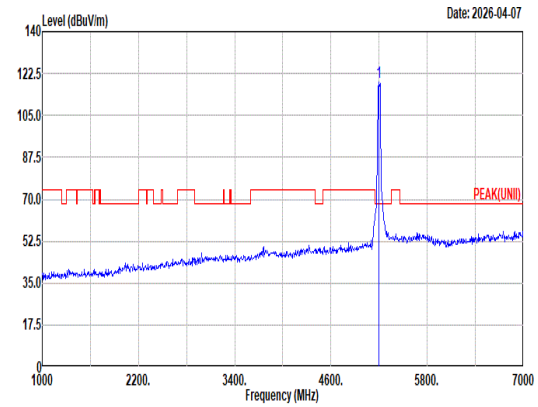 Site : 03CH15-HY Condition: PEAK(UNII) 3m 9120D-02294_250606 HORIZONTAL : RBW:1000.000kHz VBW:3000.000kHz SWT:Auto Freq Level Limit Line Margin Read Level Ant Factor Cable Loss Preamp Factor Aux Factor APos TPos Remark MHz dBuV/m dBuV/m dB dBuV dB/m dB dB dB cm deg 1 5200.00 118.71 ------ ------ 109.87 33.02 12.72 36.90 0.00 212 73 Peak
Avg	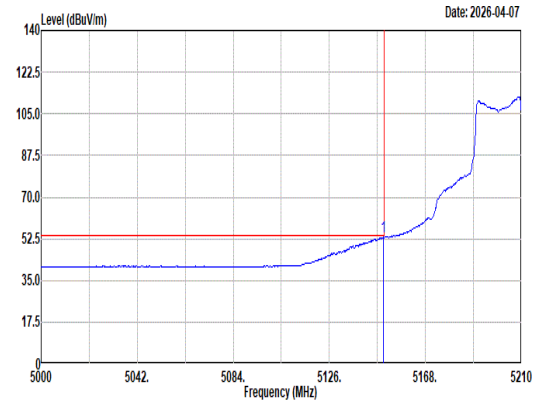 Site : 03CH15-HY Condition: AVG_BE_54 3m 9120D-02294_250606 HORIZONTAL : RBW:1000.000kHz VBW:0.330kHz SWT:Auto Freq Level Limit Line Margin Read Level Ant Factor Cable Loss Preamp Factor Aux Factor APos TPos Remark MHz dBuV/m dBuV/m dB dBuV dB/m dB dB dB cm deg 1 5149.52 53.13 54.00 -0.87 44.16 33.20 12.67 36.90 0.00 212 73 Average	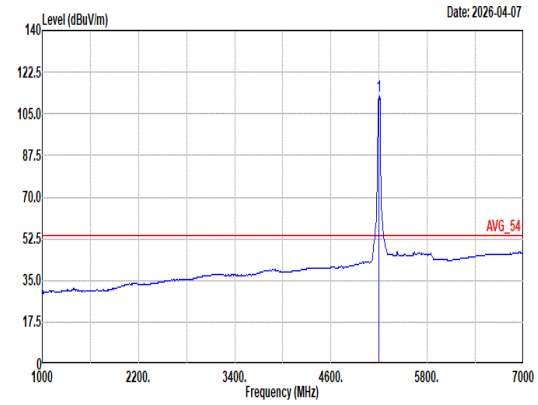 Site : 03CH15-HY Condition: AVG_54 3m 9120D-02294_250606 HORIZONTAL : RBW:1000.000kHz VBW:0.330kHz SWT:Auto Freq Level Limit Line Margin Read Level Ant Factor Cable Loss Preamp Factor Aux Factor APos TPos Remark MHz dBuV/m dBuV/m dB dBuV dB/m dB dB dB cm deg 1 5200.00 112.40 ------ ------ 103.57 32.99 12.74 36.90 0.00 212 73 Average

Mode	2	
	Band Edge - R	
	U-NII-1_5.15-5.25_802.11be EHT20_CH40_Full RU_5200MHz	
ANT	DB 1+2+3+4(TXBF)	
Pol.	Horizontal	Fundamental
Peak	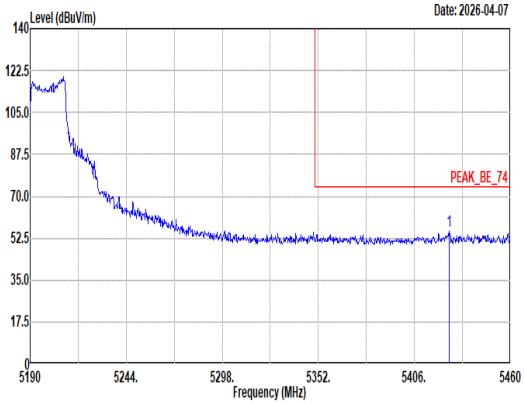 Site : 03CH15-HY Condition: PEAK_BE_74 3m 9120D-02294_250606 HORIZONTAL : RBW:1000.000kHz VBW:3000.000kHz SWT:Auto Limit Read Ant Cable Preamp Aux APos TPos Freq Level Line Margin Level Factor Loss Factor Factor Remark MHz dBuV/m dBuV/m dB dBuV dB/m dB dB dB cm deg 1 5425.71 55.43 74.00 -18.57 46.45 32.80 13.08 36.90 0.00 212 73 Peak	Blank
Avg	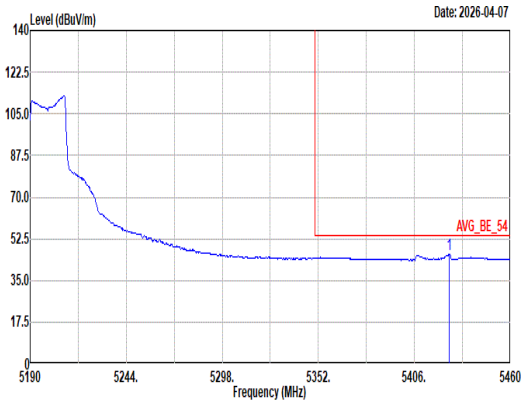 Site : 03CH15-HY Condition: AVG_BE_54 3m 9120D-02294_250606 HORIZONTAL : RBW:1000.000kHz VBW:0.330kHz SWT:Auto Limit Read Ant Cable Preamp Aux APos TPos Freq Level Line Margin Level Factor Loss Factor Factor Remark MHz dBuV/m dBuV/m dB dBuV dB/m dB dB dB cm deg 1 5425.71 46.11 54.00 -7.89 37.13 32.80 13.08 36.90 0.00 212 73 Average	Blank

Mode	2	
	Band Edge - L	
	U-NII-1_5.15-5.25_802.11be EHT20_CH40_Full RU_5200MHz	
ANT	DB 1+2+3+4(TXBF)	
Pol.	Vertical	Fundamental
Peak	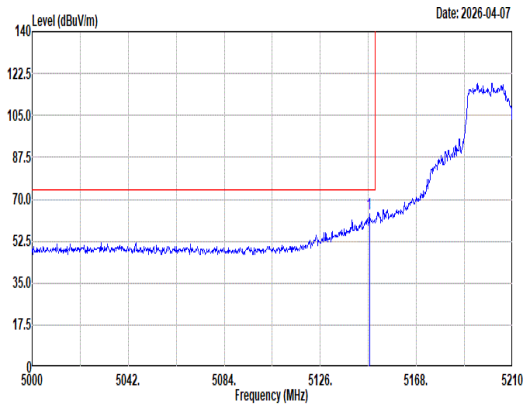 Site : 03CH15-HY Condition: PEAK_BE_74 3m 9120D-02294_250606 VERTICAL : RBW:1000.000kHz VBW:3000.000kHz SWT:Auto Freq Level Limit Line Margin Read Level Ant Factor Cable Loss Preamp Factor Aux Factor APos TPos Remark MHz dBuV/m dBuV/m dB dBuV dB/m dB dB dB cm deg 1 5147.42 64.14 74.00 -9.86 55.19 33.19 12.66 36.90 0.00 230 0 Peak	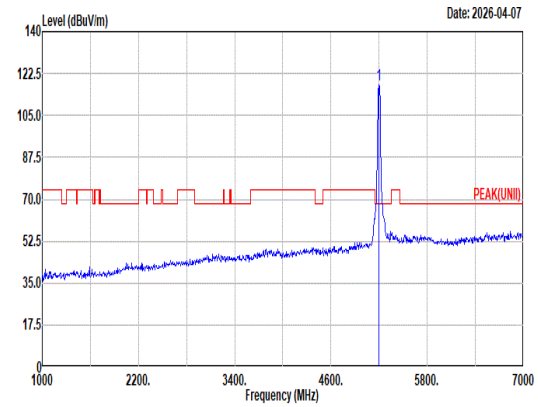 Site : 03CH15-HY Condition: PEAK(UNII) 3m 9120D-02294_250606 VERTICAL : RBW:1000.000kHz VBW:3000.000kHz SWT:Auto Freq Level Limit Line Margin Read Level Ant Factor Cable Loss Preamp Factor Aux Factor APos TPos Remark MHz dBuV/m dBuV/m dB dBuV dB/m dB dB dB cm deg 1 5200.00 117.82 ------ ------ 108.98 33.02 12.72 36.90 0.00 230 0 Peak
Avg	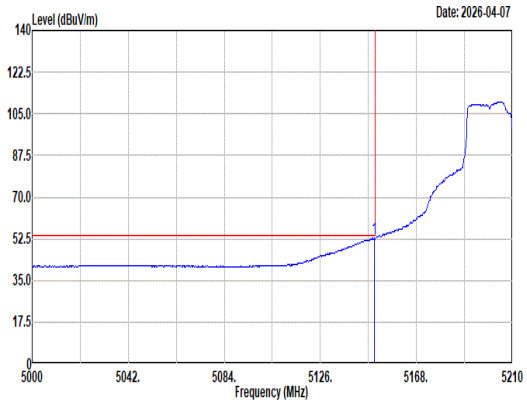 Site : 03CH15-HY Condition: AVG_BE_54 3m 9120D-02294_250606 VERTICAL : RBW:1000.000kHz VBW:0.330kHz SWT:Auto Freq Level Limit Line Margin Read Level Ant Factor Cable Loss Preamp Factor Aux Factor APos TPos Remark MHz dBuV/m dBuV/m dB dBuV dB/m dB dB dB cm deg 1 5149.73 52.80 54.00 -1.20 43.83 33.20 12.67 36.90 0.00 230 0 Average	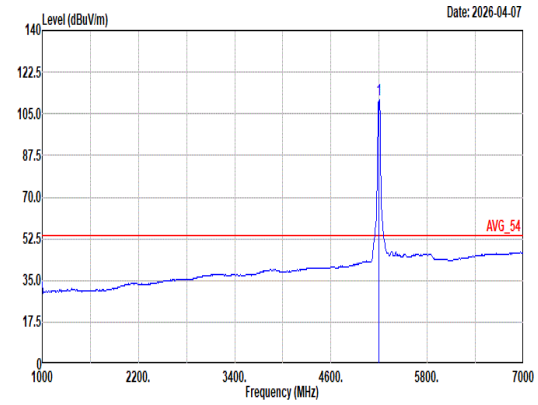 Site : 03CH15-HY Condition: AVG_54 3m 9120D-02294_250606 VERTICAL : RBW:1000.000kHz VBW:0.330kHz SWT:Auto Freq Level Limit Line Margin Read Level Ant Factor Cable Loss Preamp Factor Aux Factor APos TPos Remark MHz dBuV/m dBuV/m dB dBuV dB/m dB dB dB cm deg 1 5200.00 110.76 ------ ------ 101.93 32.99 12.74 36.90 0.00 230 0 Average

Mode	2	
	Band Edge - R	
	U-NII-1_5.15-5.25_802.11be EHT20_CH40_Full RU_5200MHz	
ANT	DB 1+2+3+4(TXBF)	
Pol.	Vertical	Fundamental
Peak	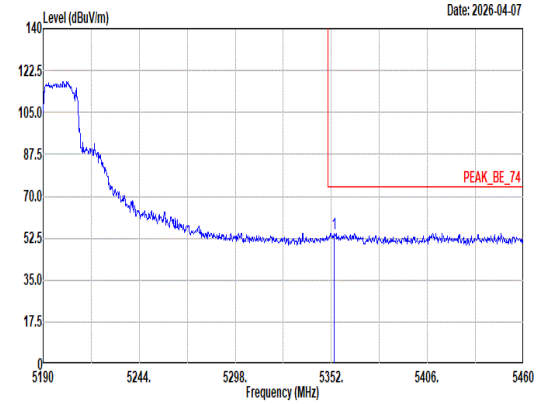 Site : 03CH15-HY Condition: PEAK_BE_74 3m 9120D-02294_250606 VERTICAL : RBW:1000.000kHz VBW:3000.000kHz SWT:Auto Limit Read Ant Cable Preamp Aux APos TPos Freq Level Line Margin Level Factor Loss Factor Factor Remark MHz dBuV/m dBuV/m dB dBuV dB/m dB dB dB cm deg 1 5353.62 54.64 74.00 -19.36 45.66 32.89 12.99 36.90 0.00 230 0 Peak	Blank
Avg	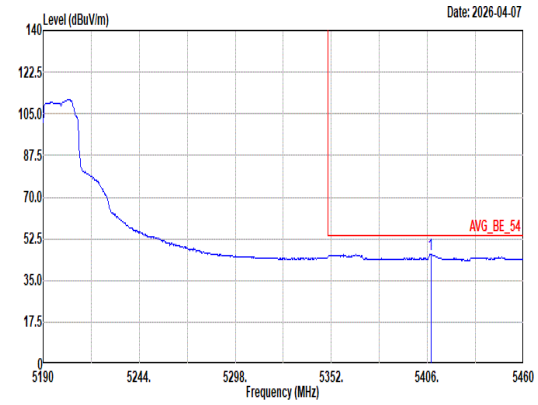 Site : 03CH15-HY Condition: AVG_BE_54 3m 9120D-02294_250606 VERTICAL : RBW:1000.000kHz VBW:0.330kHz SWT:Auto Limit Read Ant Cable Preamp Aux APos TPos Freq Level Line Margin Level Factor Loss Factor Factor Remark MHz dBuV/m dBuV/m dB dBuV dB/m dB dB dB cm deg 1 5407.89 46.01 54.00 -7.99 37.04 32.80 13.07 36.90 0.00 230 0 Average	Blank

Mode	2	
	Harmonic	
	U-NII-1_5.15-5.25_802.11be EHT20_CH40_Full RU_5200MHz	
ANT	DB 1+2+3+4(TXBF)	
Pol.	Horizontal	Vertical
Peak Avg	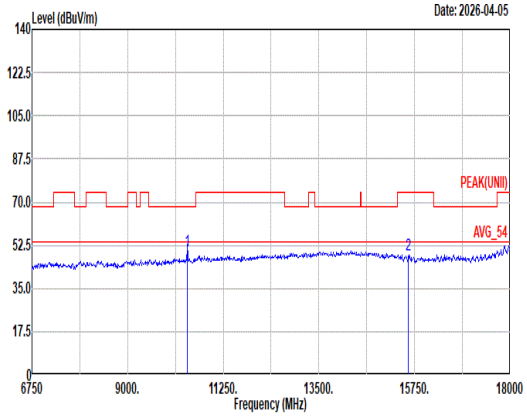 Site : 03CH15-HY Condition: PEAK(UNII) 3m 9120D-02294_250606 HORIZONTAL Freq Level Limit Line Margin Read Level Ant Factor Cable Loss Preamp Factor Aux Factor APos TPos Remark MHz dBuV/m dBuV/m dB dBuV dB/m dB dB dB cm deg 1 10400.00 50.20 68.20 -18.00 51.44 38.60 18.28 58.83 0.71 187 68 Peak 2 15600.00 48.52 74.00 -25.48 45.60 38.20 22.71 58.47 0.48 -- -- Peak	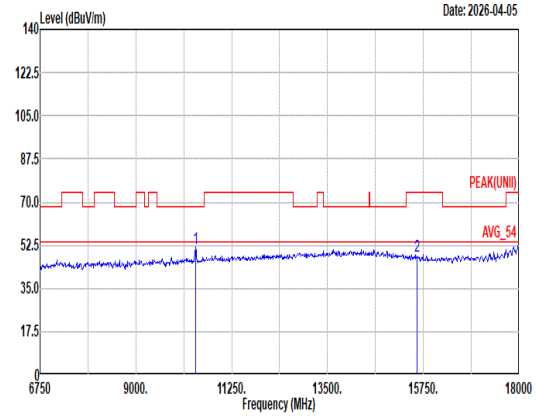 Site : 03CH15-HY Condition: PEAK(UNII) 3m 9120D-02294_250606 VERTICAL Freq Level Limit Line Margin Read Level Ant Factor Cable Loss Preamp Factor Aux Factor APos TPos Remark MHz dBuV/m dBuV/m dB dBuV dB/m dB dB dB cm deg 1 10400.00 51.45 68.20 -16.75 52.69 38.60 18.28 58.83 0.71 192 99 Peak 2 15600.00 47.93 74.00 -26.07 45.01 38.20 22.71 58.47 0.48 -- -- Peak

Mode	2	
	Harmonic	
	U-NII-1_5.15-5.25_802.11be EHT20_CH40_Full RU_5200MHz	
ANT	DB 1+2+3+4(TXBF)	
Pol.	Horizontal	Vertical
14.47G ~14.5G Avg	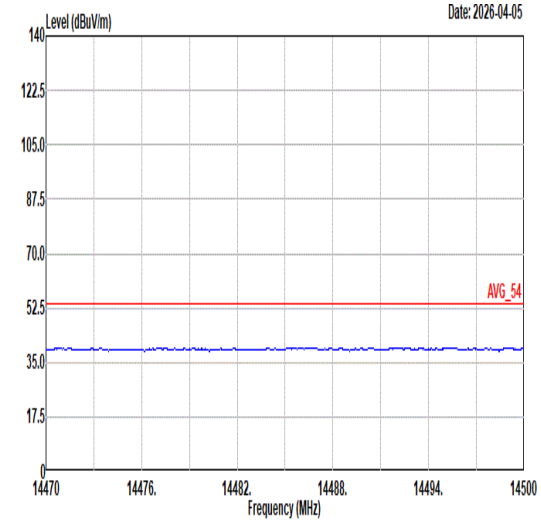 Site : 03CH15-HY Condition: AVG_54 3m 9120D-02294_250606 HORIZONTAL	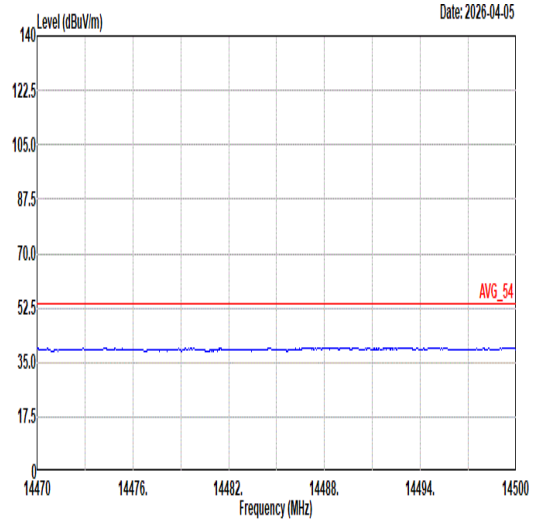 Site : 03CH15-HY Condition: AVG_54 3m 9120D-02294_250606 VERTICAL
17.7G ~18G Avg	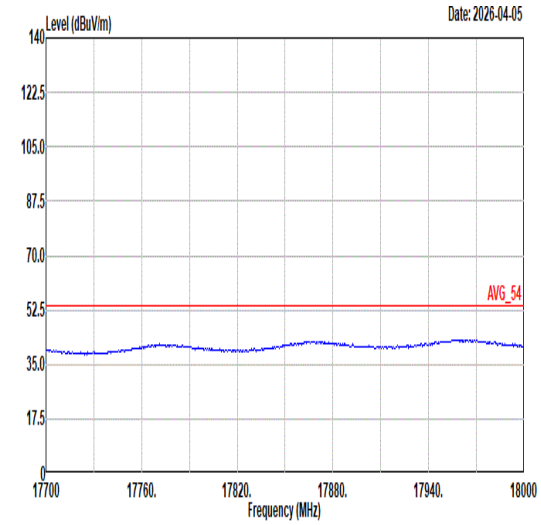 Site : 03CH15-HY Condition: AVG_54 3m 9120D-02294_250606 HORIZONTAL	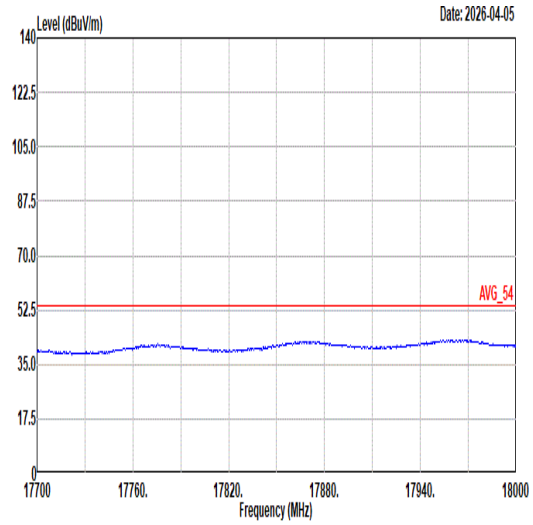 Site : 03CH15-HY Condition: AVG_54 3m 9120D-02294_250606 VERTICAL

Mode	3	
	Band Edge - L	
	U-NII-1_5.15-5.25_802.11be EHT20_CH48_Full RU_5240MHz	
ANT	DB 1+2+3+4(TXBF)	
Pol.	Horizontal	Fundamental
Peak	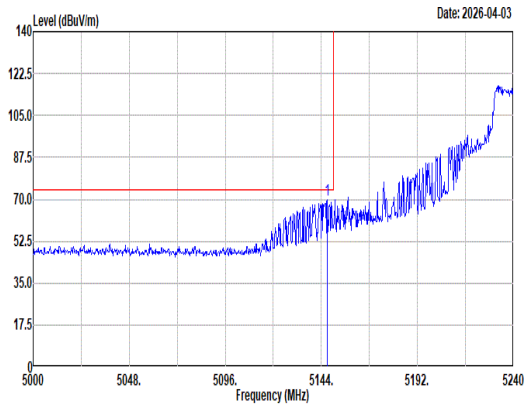 Site : 03CH15-HY Condition: PEAK_BE_74 3m 9120D-02294_250606 HORIZONTAL : RBW:1000.000kHz VBW:3000.000kHz SWT:Auto Freq Level Limit Line Margin Read Level Ant Factor Cable Loss Preamp Factor Aux Factor APos TPos Remark MHz dBuV/m dBuV/m dB dBuV dB/m dB dB dB cm deg 1 5146.88 69.50 74.00 -4.50 60.55 33.19 12.66 36.90 0.00 200 75 Peak	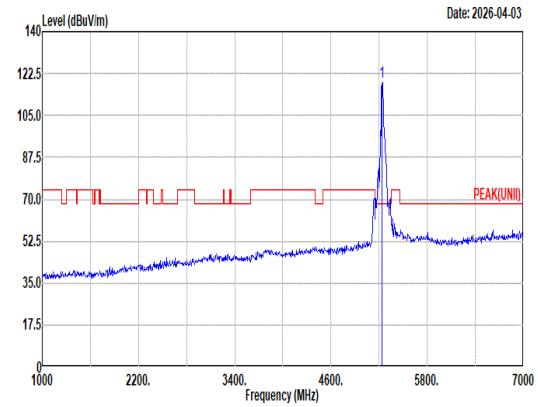 Site : 03CH15-HY Condition: PEAK(UNII) 3m 9120D-02294_250606 HORIZONTAL : RBW:1000.000kHz VBW:3000.000kHz SWT:Auto Freq Level Limit Line Margin Read Level Ant Factor Cable Loss Preamp Factor Aux Factor APos TPos Remark MHz dBuV/m dBuV/m dB dBuV dB/m dB dB dB cm deg 1 5240.00 118.99 ------ ------ 110.18 32.90 12.81 36.90 0.00 200 75 Peak
Avg	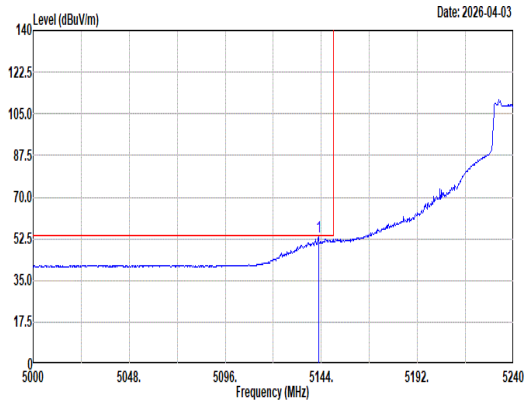 Site : 03CH15-HY Condition: AVG_BE_54 3m 9120D-02294_250606 HORIZONTAL : RBW:1000.000kHz VBW:0.330kHz SWT:Auto Freq Level Limit Line Margin Read Level Ant Factor Cable Loss Preamp Factor Aux Factor APos TPos Remark MHz dBuV/m dBuV/m dB dBuV dB/m dB dB dB cm deg 1 5142.56 53.13 54.00 -0.87 44.20 33.17 12.66 36.90 0.00 200 75 Average	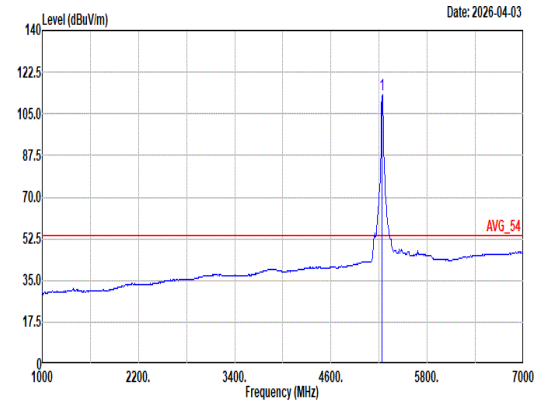 Site : 03CH15-HY Condition: AVG_54 3m 9120D-02294_250606 HORIZONTAL : RBW:1000.000kHz VBW:0.330kHz SWT:Auto Freq Level Limit Line Margin Read Level Ant Factor Cable Loss Preamp Factor Aux Factor APos TPos Remark MHz dBuV/m dBuV/m dB dBuV dB/m dB dB dB cm deg 1 5240.00 113.07 ------ ------ 104.26 32.90 12.81 36.90 0.00 200 75 Average

Mode	3	
	Band Edge - R	
	U-NII-1_5.15-5.25_802.11be EHT20_CH48_Full RU_5240MHz	
ANT	DB 1+2+3+4(TXBF)	
Pol.	Horizontal	Fundamental
Peak	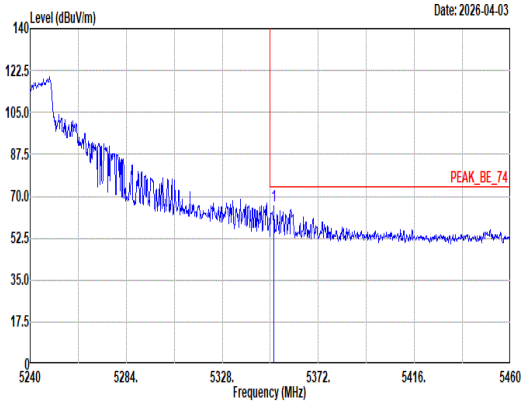 Site : 03CH15-HY Condition: PEAK_BE_74 3m 9120D-02294_250606 HORIZONTAL : RBW:1000.000kHz VBW:3000.000kHz SWT:Auto Freq Level Limit Line Margin Read Level Ant Factor Cable Loss Preamp Factor Aux Factor APos TPos Remark MHz dBuV/m dBuV/m dB dBuV dB/m dB dB dB cm deg 1 5351.76 66.13 74.00 -7.87 57.14 32.90 12.99 36.90 0.00 200 75 Peak	Blank
Avg	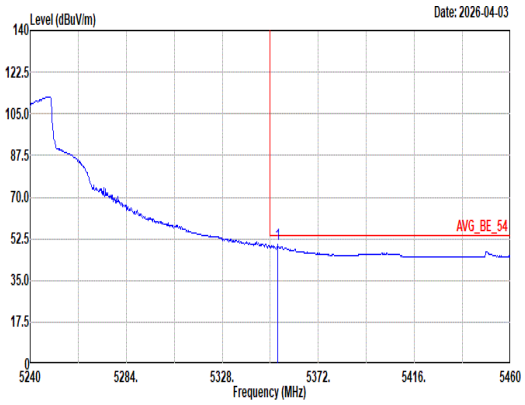 Site : 03CH15-HY Condition: AVG_BE_54 3m 9120D-02294_250606 HORIZONTAL : RBW:1000.000kHz VBW:0.330kHz SWT:Auto Freq Level Limit Line Margin Read Level Ant Factor Cable Loss Preamp Factor Aux Factor APos TPos Remark MHz dBuV/m dBuV/m dB dBuV dB/m dB dB dB cm deg 1 5353.30 50.26 54.00 -3.74 41.28 32.89 12.99 36.90 0.00 200 75 Average	Blank

Mode	3	
	Band Edge - L	
	U-NII-1_5.15-5.25_802.11be EHT20_CH48_Full RU_5240MHz	
ANT	DB 1+2+3+4(TXBF)	
Pol.	Vertical	Fundamental
Peak	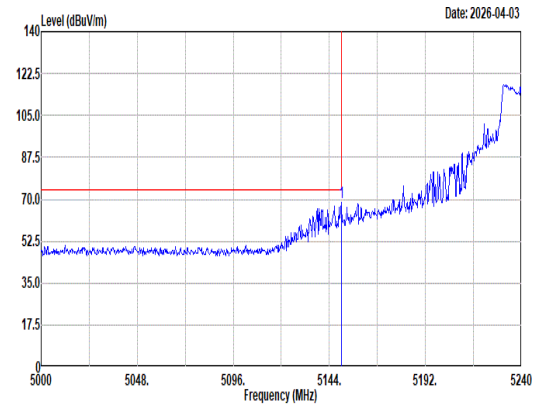 Site : 03CH15-HY Condition: PEAK_BE_74 3m 9120D-02294_250606 VERTICAL : RBW:1000.000kHz VBW:3000.000kHz SWT:Auto Freq Level Limit Line Margin Read Level Ant Factor Cable Loss Preamp Factor Aux Factor APos TPos Remark MHz dBuV/m dBuV/m dB dBuV dB/m dB dB dB cm deg 1 5150.00 68.81 74.00 -5.19 59.84 33.20 12.67 36.90 0.00 183 0 Peak	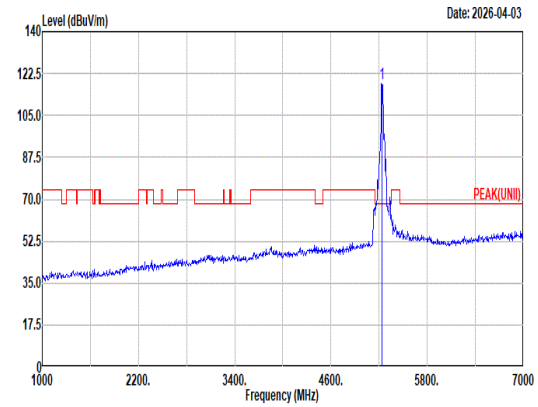 Site : 03CH15-HY Condition: PEAK(UNII) 3m 9120D-02294_250606 VERTICAL : RBW:1000.000kHz VBW:3000.000kHz SWT:Auto Freq Level Limit Line Margin Read Level Ant Factor Cable Loss Preamp Factor Aux Factor APos TPos Remark MHz dBuV/m dBuV/m dB dBuV dB/m dB dB dB cm deg 1 5240.00 118.16 ------ ------ 109.34 32.94 12.78 36.90 0.00 183 0 Peak
Avg	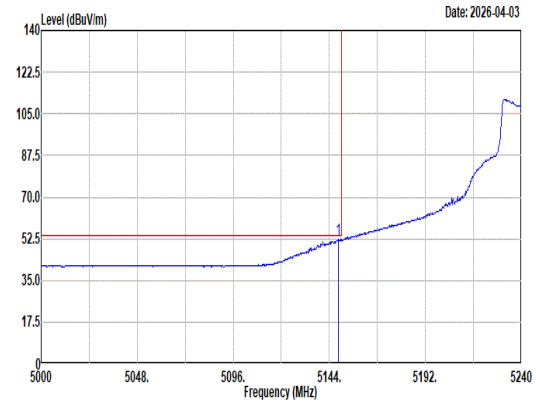 Site : 03CH15-HY Condition: AVG_BE_54 3m 9120D-02294_250606 VERTICAL : RBW:1000.000kHz VBW:0.330kHz SWT:Auto Freq Level Limit Line Margin Read Level Ant Factor Cable Loss Preamp Factor Aux Factor APos TPos Remark MHz dBuV/m dBuV/m dB dBuV dB/m dB dB dB cm deg 1 5148.56 52.14 54.00 -1.86 43.18 33.19 12.67 36.90 0.00 183 0 Average	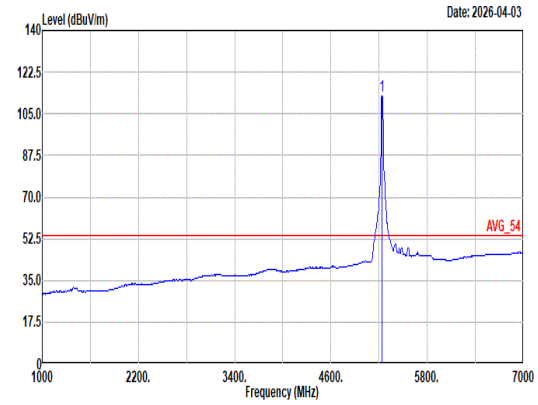 Site : 03CH15-HY Condition: AVG_54 3m 9120D-02294_250606 VERTICAL : RBW:1000.000kHz VBW:0.330kHz SWT:Auto Freq Level Limit Line Margin Read Level Ant Factor Cable Loss Preamp Factor Aux Factor APos TPos Remark MHz dBuV/m dBuV/m dB dBuV dB/m dB dB dB cm deg 1 5240.00 112.29 ------ ------ 103.47 32.94 12.78 36.90 0.00 183 0 Average

Mode	3	
	Band Edge - R	
	U-NII-1_5.15-5.25_802.11be EHT20_CH48_Full RU_5240MHz	
ANT	DB 1+2+3+4(TXBF)	
Pol.	Vertical	Fundamental
Peak	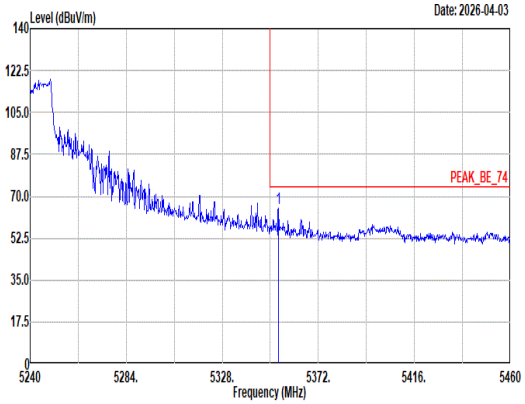 Site : 03CH15-HY Condition: PEAK_BE_74 3m 9120D-02294_250606 VERTICAL : RBW:1000.000kHz VBW:3000.000kHz SWT:Auto Limit Read Ant Cable Preamp Aux APos TPos Freq Level Line Margin Level Factor Loss Factor Factor Remark MHz dBuV/m dBuV/m dB dBuV dB/m dB dB dB cm deg 1 5353.74 64.84 74.00 -9.16 55.86 32.89 12.99 36.90 0.00 183 0 Peak	Blank
Avg	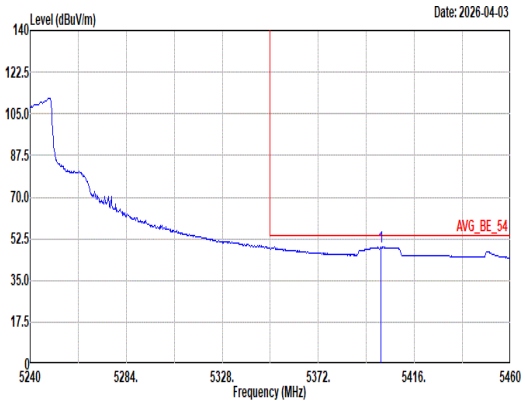 Site : 03CH15-HY Condition: AVG_BE_54 3m 9120D-02294_250606 VERTICAL : RBW:1000.000kHz VBW:0.330kHz SWT:Auto Limit Read Ant Cable Preamp Aux APos TPos Freq Level Line Margin Level Factor Loss Factor Factor Remark MHz dBuV/m dBuV/m dB dBuV dB/m dB dB dB cm deg 1 5400.82 48.99 54.00 -5.01 40.02 32.80 13.07 36.90 0.00 183 0 Average	Blank

Mode	3	
	Harmonic	
	U-NII-1_5.15-5.25_802.11be EHT20_CH48_Full RU_5240MHz	
ANT	DB 1+2+3+4(TXBF)	
Pol.	Horizontal	Vertical
Peak Avg	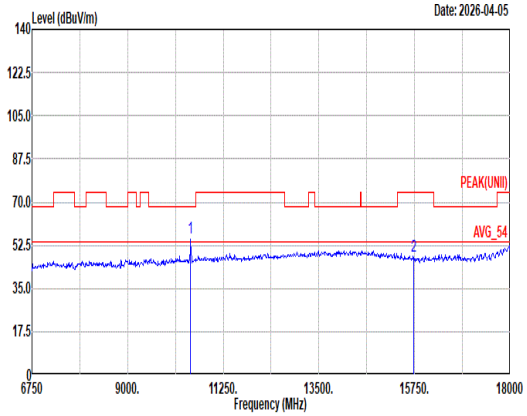 Site : 03CH15-HY Condition: PEAK(UNII) 3m 9120D-02294_250606 HORIZONTAL Freq Level Limit Line Margin Read Level Ant Factor Cable Loss Preamp Factor Aux Factor APos TPos Remark MHz dBuV/m dBuV/m dB dBuV dB/m dB dB dB cm deg 1 10480.00 55.51 68.20 -12.69 56.58 38.68 18.36 58.81 0.70 201 44 Peak 2 15720.00 48.22 74.00 -25.78 45.52 37.96 22.80 58.53 0.47 -- -- Peak	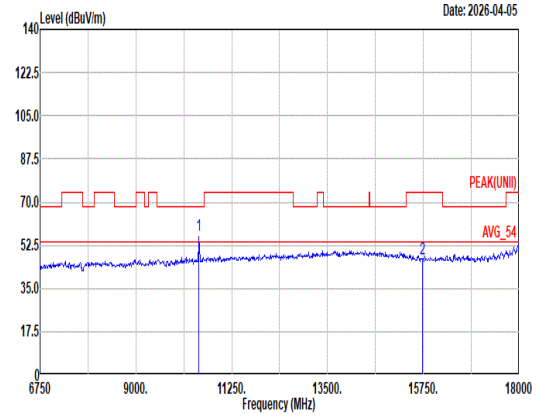 Site : 03CH15-HY Condition: PEAK(UNII) 3m 9120D-02294_250606 VERTICAL Freq Level Limit Line Margin Read Level Ant Factor Cable Loss Preamp Factor Aux Factor APos TPos Remark MHz dBuV/m dBuV/m dB dBuV dB/m dB dB dB cm deg 1 10480.00 56.76 68.20 -11.44 57.83 38.68 18.36 58.81 0.70 204 100 Peak 2 15720.00 47.19 74.00 -26.81 44.49 37.96 22.80 58.53 0.47 -- -- Peak

Mode	3	
	Harmonic	
	U-NII-1_5.15-5.25_802.11be EHT20_CH48_Full RU_5240MHz	
ANT	DB 1+2+3+4(TXBF)	
Pol.	Horizontal	Vertical
14.47G ~14.5G Avg	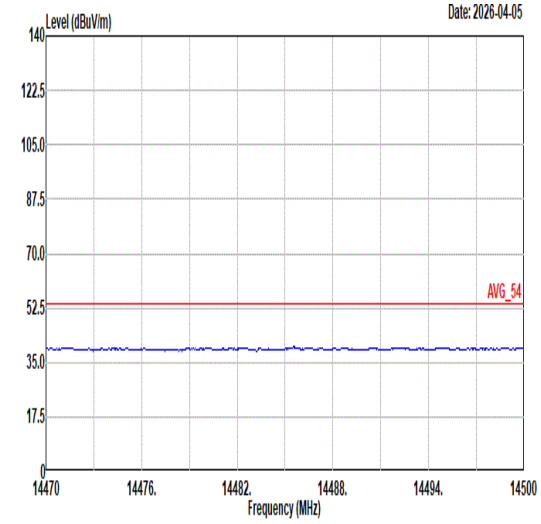 Site : 03CH15-HY Condition: AVG_54 3m 9120D-02294_250606 HORIZONTAL	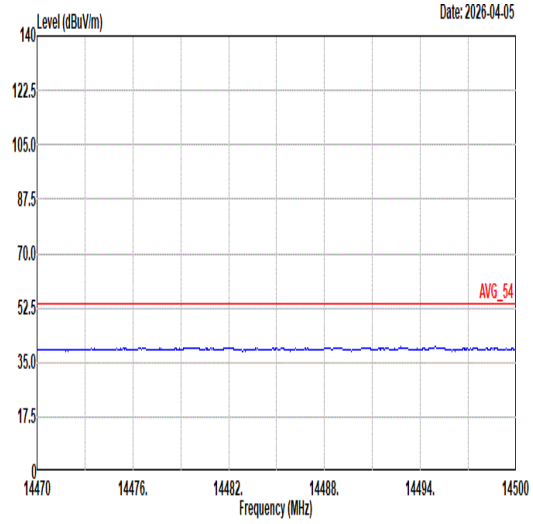 Site : 03CH15-HY Condition: AVG_54 3m 9120D-02294_250606 VERTICAL
17.7G ~18G Avg	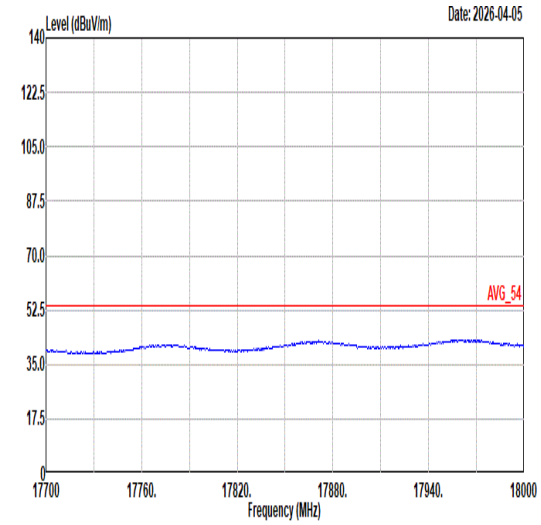 Site : 03CH15-HY Condition: AVG_54 3m 9120D-02294_250606 HORIZONTAL	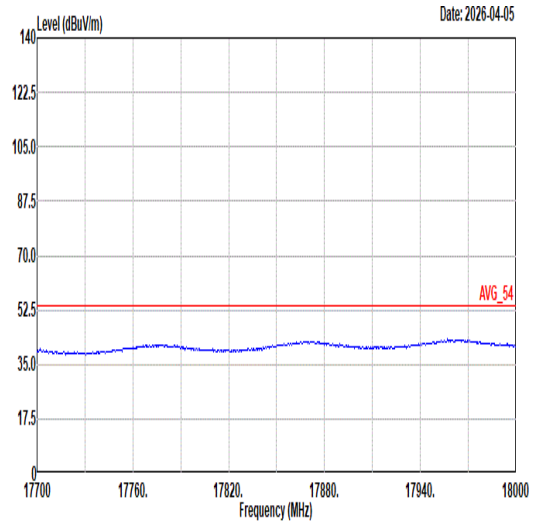 Site : 03CH15-HY Condition: AVG_54 3m 9120D-02294_250606 VERTICAL

Mode	4	
	Band Edge - L	
	U-NII-1_5.15-5.25_802.11be EHT40_CH38_Full RU_5190MHz	
ANT	DB 1+2+3+4(TXBF)	
Pol.	Horizontal	Fundamental
Peak	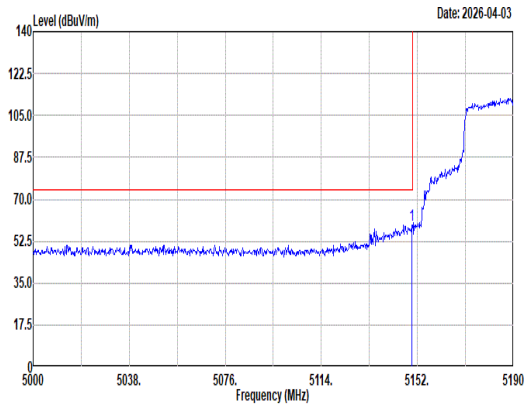 Site : 03CH15-HY Condition: PEAK_BE_74 3m 9120D-02294_250606 HORIZONTAL : RBW:1000.000kHz VBW:3000.000kHz SWT:Auto Freq Level Limit Line Margin Read Level Ant Factor Cable Loss Preamp Factor Aux Factor APos TPos Remark MHz dBuV/m dBuV/m dB dBuV dB/m dB dB dB cm deg 1 5149.72 59.24 74.00 -14.76 50.27 33.20 12.67 36.90 0.00 200 87 Peak	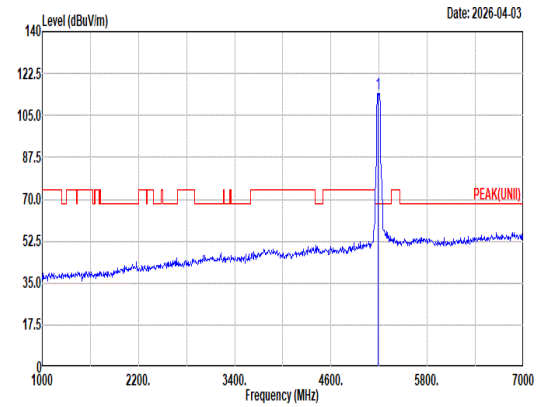 Site : 03CH15-HY Condition: PEAK(UNII) 3m 9120D-02294_250606 HORIZONTAL : RBW:1000.000kHz VBW:3000.000kHz SWT:Auto Freq Level Limit Line Margin Read Level Ant Factor Cable Loss Preamp Factor Aux Factor APos TPos Remark MHz dBuV/m dBuV/m dB dBuV dB/m dB dB dB cm deg 1 5190.00 114.26 ------ ------ 105.39 33.05 12.72 36.90 0.00 200 87 Peak
Avg	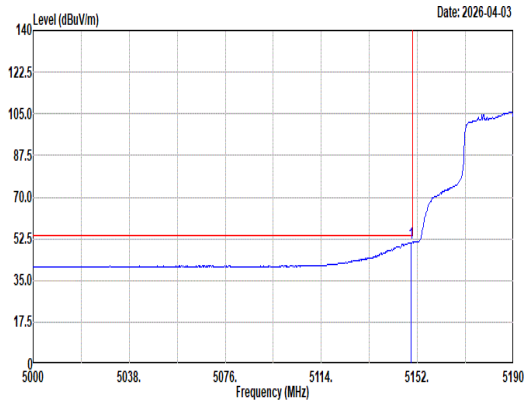 Site : 03CH15-HY Condition: AVG_BE_54 3m 9120D-02294_250606 HORIZONTAL : RBW:1000.000kHz VBW:0.220kHz SWT:Auto Freq Level Limit Line Margin Read Level Ant Factor Cable Loss Preamp Factor Aux Factor APos TPos Remark MHz dBuV/m dBuV/m dB dBuV dB/m dB dB dB cm deg 1 5149.53 50.90 54.00 -3.10 41.93 33.20 12.67 36.90 0.00 200 87 Average	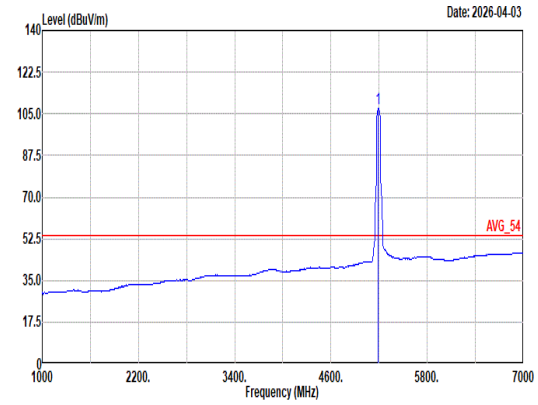 Site : 03CH15-HY Condition: AVG_54 3m 9120D-02294_250606 HORIZONTAL : RBW:1000.000kHz VBW:0.220kHz SWT:Auto Freq Level Limit Line Margin Read Level Ant Factor Cable Loss Preamp Factor Aux Factor APos TPos Remark MHz dBuV/m dBuV/m dB dBuV dB/m dB dB dB cm deg 1 5190.00 107.27 ------ ------ 98.43 33.02 12.72 36.90 0.00 200 87 Average

Mode	4	
	Band Edge - R	
	U-NII-1_5.15-5.25_802.11be EHT40_CH38_Full RU_5190MHz	
ANT	DB 1+2+3+4(TXBF)	
Pol.	Horizontal	Fundamental
Peak	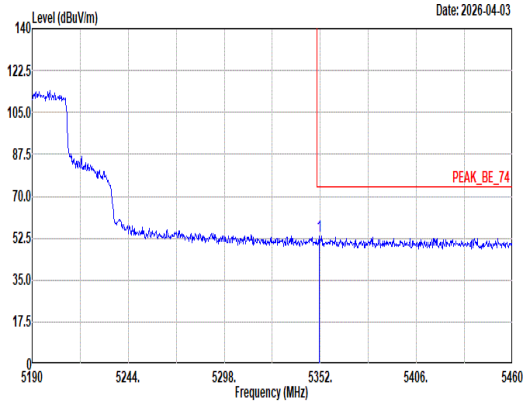 Site : 03CH15-HY Condition: PEAK_BE_74 3m 9120D-02294_250606 HORIZONTAL : RBW:1000.000kHz VBW:3000.000kHz SWT:Auto Limit Read Ant Cable Preamp Aux APos TPos Freq Level Line Margin Level Factor Loss Factor Factor Remark MHz dBuV/m dBuV/m dB dBuV dB/m dB dB dB cm deg 1 5351.46 53.29 74.00 -20.71 44.30 32.90 12.99 36.90 0.00 200 87 Peak	Blank
Avg	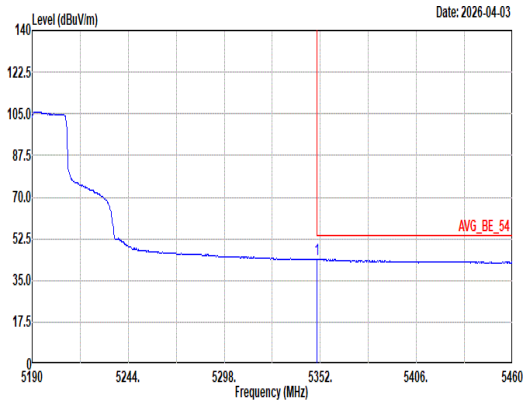 Site : 03CH15-HY Condition: AVG_BE_54 3m 9120D-02294_250606 HORIZONTAL : RBW:1000.000kHz VBW:0.220kHz SWT:Auto Limit Read Ant Cable Preamp Aux APos TPos Freq Level Line Margin Level Factor Loss Factor Factor Remark MHz dBuV/m dBuV/m dB dBuV dB/m dB dB dB cm deg 1 5350.11 44.04 54.00 -9.96 35.05 32.90 12.99 36.90 0.00 200 87 Average	Blank

Mode	4	
	Band Edge - L	
	U-NII-1_5.15-5.25_802.11be EHT40_CH38_Full RU_5190MHz	
ANT	DB 1+2+3+4(TXBF)	
Pol.	Vertical	Fundamental
Peak	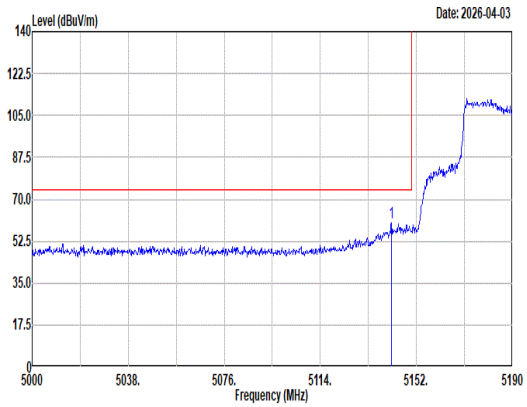 Site : 03CH15-HY Condition: PEAK_BE_74 3m 9120D-02294_250606 VERTICAL : RBW:1000.000kHz VBW:3000.000kHz SWT:Auto Freq Level Limit Line Margin Read Level Ant Factor Cable Loss Preamp Factor Aux Factor APos TPos Remark MHz dBuV/m dBuV/m dB dBuV dB/m dB dB dB cm deg 1 5142.12 60.20 74.00 -13.80 51.27 33.17 12.66 36.90 0.00 250 0 Peak	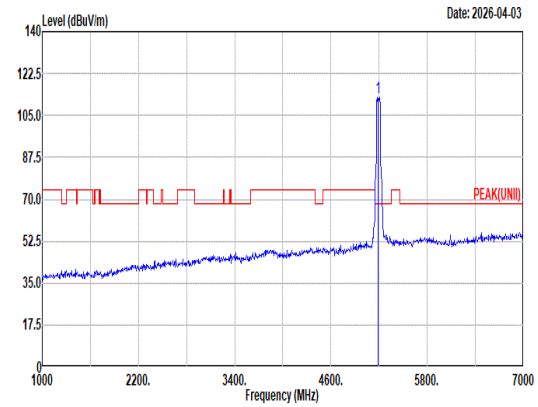 Site : 03CH15-HY Condition: PEAK(UNII) 3m 9120D-02294_250606 VERTICAL : RBW:1000.000kHz VBW:3000.000kHz SWT:Auto Freq Level Limit Line Margin Read Level Ant Factor Cable Loss Preamp Factor Aux Factor APos TPos Remark MHz dBuV/m dBuV/m dB dBuV dB/m dB dB dB cm deg 1 5190.00 112.65 ------ ------ 103.75 33.10 12.70 36.90 0.00 250 0 Peak
Avg	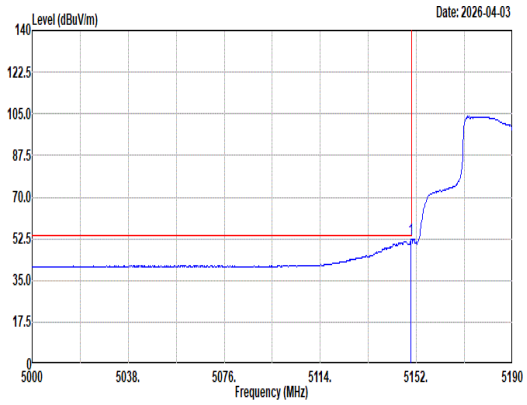 Site : 03CH15-HY Condition: AVG_BE_54 3m 9120D-02294_250606 VERTICAL : RBW:1000.000kHz VBW:0.220kHz SWT:Auto Freq Level Limit Line Margin Read Level Ant Factor Cable Loss Preamp Factor Aux Factor APos TPos Remark MHz dBuV/m dBuV/m dB dBuV dB/m dB dB dB cm deg 1 5149.91 52.12 54.00 -1.88 43.15 33.20 12.67 36.90 0.00 250 0 Average	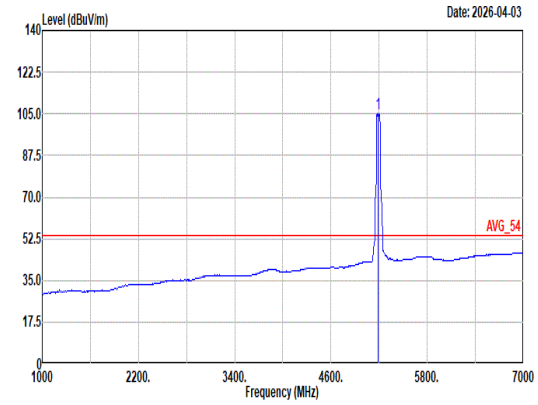 Site : 03CH15-HY Condition: AVG_54 3m 9120D-02294_250606 VERTICAL : RBW:1000.000kHz VBW:0.220kHz SWT:Auto Freq Level Limit Line Margin Read Level Ant Factor Cable Loss Preamp Factor Aux Factor APos TPos Remark MHz dBuV/m dBuV/m dB dBuV dB/m dB dB dB cm deg 1 5190.00 105.34 ------ ------ 96.46 33.07 12.71 36.90 0.00 250 0 Average

Mode	4	
	Band Edge - R	
	U-NII-1_5.15-5.25_802.11be EHT40_CH38_Full RU_5190MHz	
ANT	DB 1+2+3+4(TXBF)	
Pol.	Vertical	Fundamental
Peak	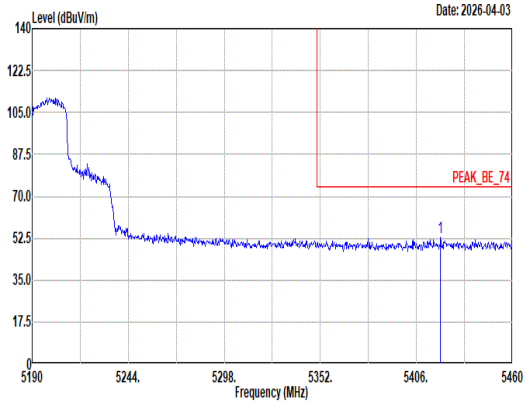 Site : 03CH15-HY Condition: PEAK_BE_74 3m 9120D-02294_250606 VERTICAL : RBW:1000.000kHz VBW:3000.000kHz SWT:Auto Limit Read Ant Cable Preamp Aux APos TPos Freq Level Line Margin Level Factor Loss Factor Factor Remark MHz dBuV/m dBuV/m dB dBuV dB/m dB dB dB cm deg 1 5419.50 52.60 74.00 -21.40 43.62 32.80 13.08 36.90 0.00 250 0 Peak	Blank
Avg	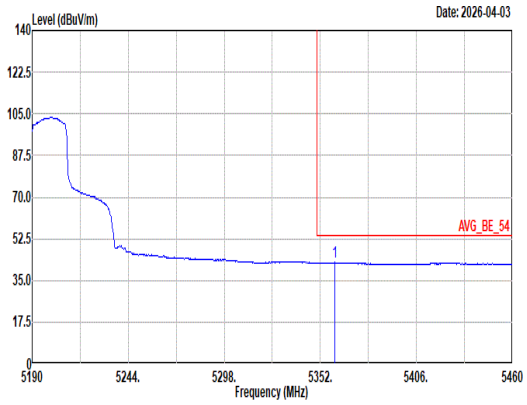 Site : 03CH15-HY Condition: AVG_BE_54 3m 9120D-02294_250606 VERTICAL : RBW:1000.000kHz VBW:0.220kHz SWT:Auto Limit Read Ant Cable Preamp Aux APos TPos Freq Level Line Margin Level Factor Loss Factor Factor Remark MHz dBuV/m dBuV/m dB dBuV dB/m dB dB dB cm deg 1 5360.10 42.55 54.00 -11.45 33.57 32.88 13.00 36.90 0.00 250 0 Average	Blank

Mode	4	
	Harmonic	
	U-NII-1_5.15-5.25_802.11be EHT40_CH38_Full RU_5190MHz	
ANT	DB 1+2+3+4(TXBF)	
Pol.	Horizontal	Vertical
Peak Avg	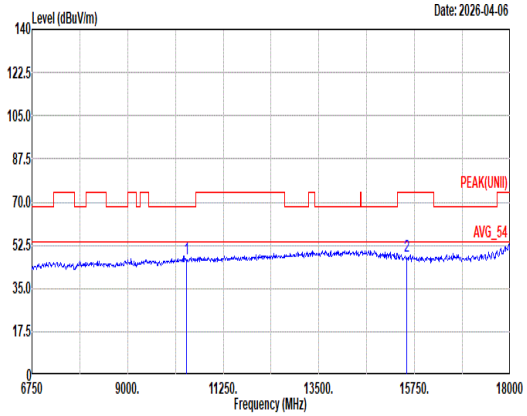 Site : 03CH15-HY Condition: PEAK(UNII) 3m 9120D-02294_250606 HORIZONTAL Freq Level Limit Line Margin Read Level Ant Factor Cable Loss Preamp Factor Aux Factor APos TPos Remark MHz dBuV/m dBuV/m dB dBuV dB/m dB dB dB cm deg 1 10380.00 47.02 68.20 -21.18 48.29 38.60 18.26 58.84 0.71 -- -- Peak 2 15570.00 48.09 74.00 -25.91 45.17 38.20 22.69 58.45 0.48 -- -- Peak	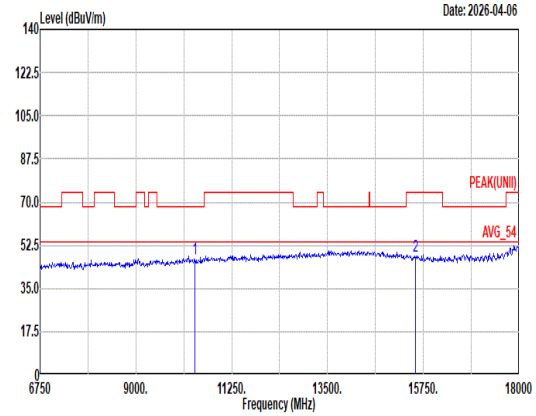 Site : 03CH15-HY Condition: PEAK(UNII) 3m 9120D-02294_250606 VERTICAL Freq Level Limit Line Margin Read Level Ant Factor Cable Loss Preamp Factor Aux Factor APos TPos Remark MHz dBuV/m dBuV/m dB dBuV dB/m dB dB dB cm deg 1 10380.00 46.81 68.20 -21.39 48.08 38.60 18.26 58.84 0.71 -- -- Peak 2 15570.00 48.19 74.00 -25.81 45.27 38.20 22.69 58.45 0.48 -- -- Peak

Mode	4	
	Harmonic	
	U-NII-1_5.15-5.25_802.11be EHT40_CH38_Full RU_5190MHz	
ANT	DB 1+2+3+4(TXBF)	
Pol.	Horizontal	Vertical
14.47G ~14.5G Avg	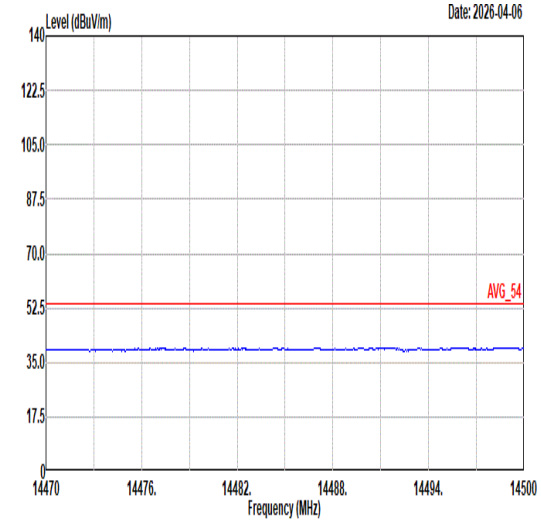 Site : 03CH15-HY Condition: AVG_54 3m 9120D-02294_250606 HORIZONTAL	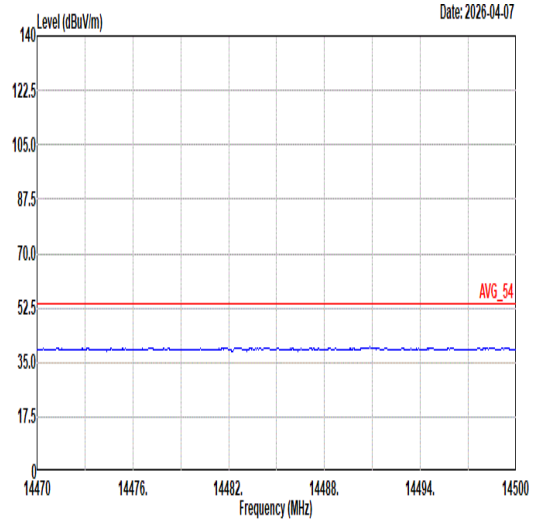 Site : 03CH15-HY Condition: AVG_54 3m 9120D-02294_250606 VERTICAL
17.7G ~18G Avg	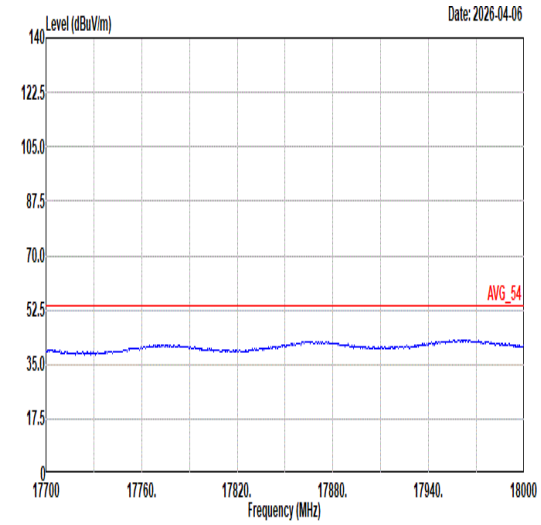 Site : 03CH15-HY Condition: AVG_54 3m 9120D-02294_250606 HORIZONTAL	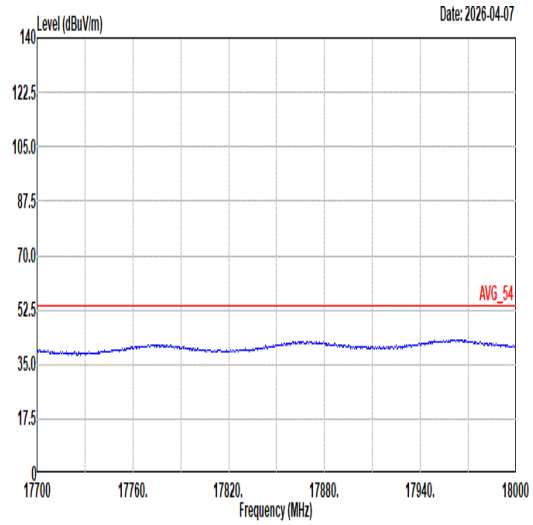 Site : 03CH15-HY Condition: AVG_54 3m 9120D-02294_250606 VERTICAL

Mode	5	
	Band Edge - L	
	U-NII-1_5.15-5.25_802.11be EHT40_CH46_Full RU_5230MHz	
ANT	DB 1+2+3+4(TXBF)	
Pol.	Horizontal	Fundamental
Peak	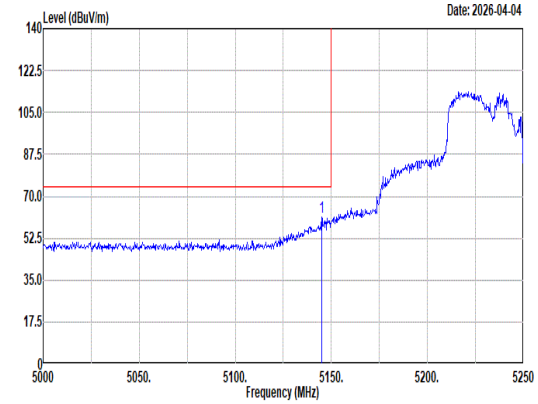 Site : 03CH15-HY Condition: PEAK_BE_74 3m 9120D-02294_250606 HORIZONTAL : RBW:1000.000kHz VBW:3000.000kHz SWT:Auto Freq Level Limit Line Margin Read Level Ant Factor Cable Loss Preamp Factor Aux Factor APos TPos Remark MHz dBuV/m dBuV/m dB dBuV dB/m dB dB dB cm deg 1 5145.00 61.04 74.00 -12.96 52.10 33.18 12.66 36.90 0.00 309 85 Peak	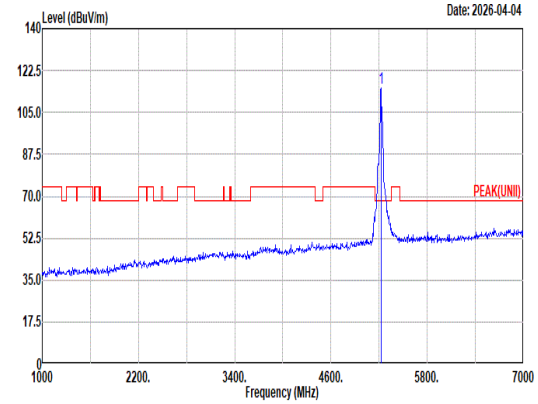 Site : 03CH15-HY Condition: PEAK(UNII) 3m 9120D-02294_250606 HORIZONTAL : RBW:1000.000kHz VBW:3000.000kHz SWT:Auto Freq Level Limit Line Margin Read Level Ant Factor Cable Loss Preamp Factor Aux Factor APos TPos Remark MHz dBuV/m dBuV/m dB dBuV dB/m dB dB dB cm deg 1 5230.00 115.04 ------ ------ 106.22 32.95 12.77 36.90 0.00 309 85 Peak
Avg	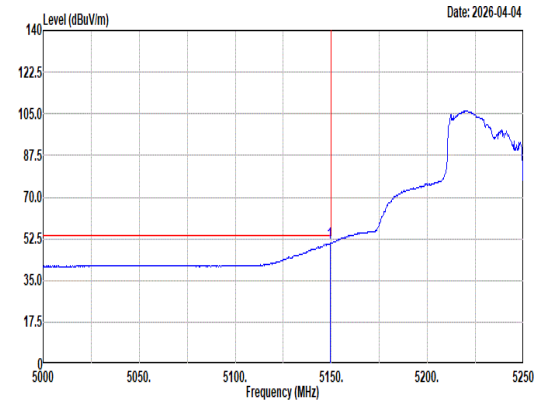 Site : 03CH15-HY Condition: AVG_BE_54 3m 9120D-02294_250606 HORIZONTAL : RBW:1000.000kHz VBW:0.220kHz SWT:Auto Freq Level Limit Line Margin Read Level Ant Factor Cable Loss Preamp Factor Aux Factor APos TPos Remark MHz dBuV/m dBuV/m dB dBuV dB/m dB dB dB cm deg 1 5149.25 50.60 54.00 -3.40 41.63 33.20 12.67 36.90 0.00 309 85 Average	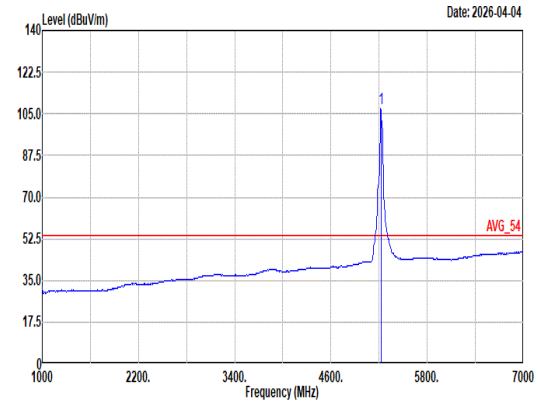 Site : 03CH15-HY Condition: AVG_54 3m 9120D-02294_250606 HORIZONTAL : RBW:1000.000kHz VBW:0.220kHz SWT:Auto Freq Level Limit Line Margin Read Level Ant Factor Cable Loss Preamp Factor Aux Factor APos TPos Remark MHz dBuV/m dBuV/m dB dBuV dB/m dB dB dB cm deg 1 5230.00 107.01 ------ ------ 98.19 32.96 12.76 36.90 0.00 309 85 Average

Mode	5	
	Band Edge - R	
	U-NII-1_5.15-5.25_802.11be EHT40_CH46_Full RU_5230MHz	
ANT	DB 1+2+3+4(TXBF)	
Pol.	Horizontal	Fundamental
Peak	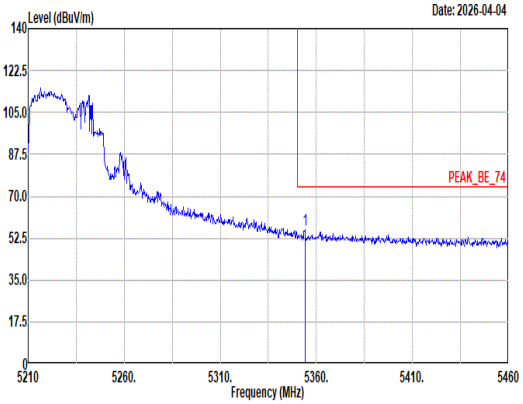 Site : 03CH15-HY Condition: PEAK_BE_74 3m 9120D-02294_250606 HORIZONTAL : RBW:1000.000kHz VBW:3000.000kHz SWT:Auto Limit Read Ant Cable Preamp Aux APos TPos Freq Level Line Margin Level Factor Loss Factor Factor Remark MHz dBuV/m dBuV/m dB dBuV dB/m dB dB dB cm deg 1 5354.00 55.87 74.00 -18.13 46.89 32.89 12.99 36.90 0.00 309 85 Peak	Blank
Avg	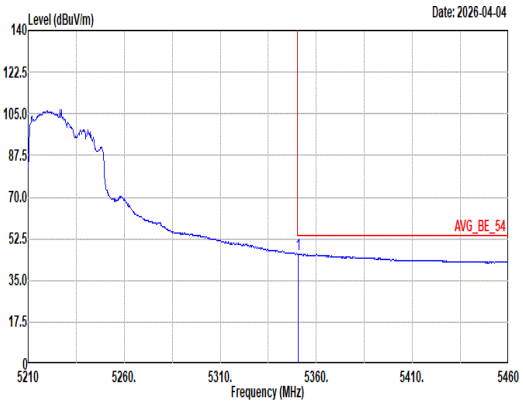 Site : 03CH15-HY Condition: AVG_BE_54 3m 9120D-02294_250606 HORIZONTAL : RBW:1000.000kHz VBW:0.220kHz SWT:Auto Limit Read Ant Cable Preamp Aux APos TPos Freq Level Line Margin Level Factor Loss Factor Factor Remark MHz dBuV/m dBuV/m dB dBuV dB/m dB dB dB cm deg 1 5350.50 46.16 54.00 -7.84 37.17 32.90 12.99 36.90 0.00 309 85 Average	Blank

Mode	5	
	Band Edge - L	
	U-NII-1_5.15-5.25_802.11be EHT40_CH46_Full RU_5230MHz	
ANT	DB 1+2+3+4(TXBF)	
Pol.	Vertical	Fundamental
Peak	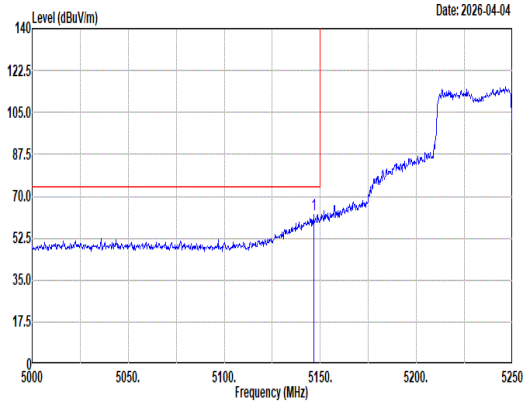 Site : 03CH15-HY Condition: PEAK_BE_74 3m 9120D-02294_250606 VERTICAL : RBW:1000.000kHz VBW:3000.000kHz SWT:Auto Freq Level Limit Line Margin Read Level Ant Factor Cable Loss Preamp Factor Aux Factor APos TPos Remark MHz dBuV/m dBuV/m dB dBuV dB/m dB dB dB cm deg 1 5146.50 62.36 74.00 -11.64 53.41 33.19 12.66 36.90 0.00 200 178 Peak	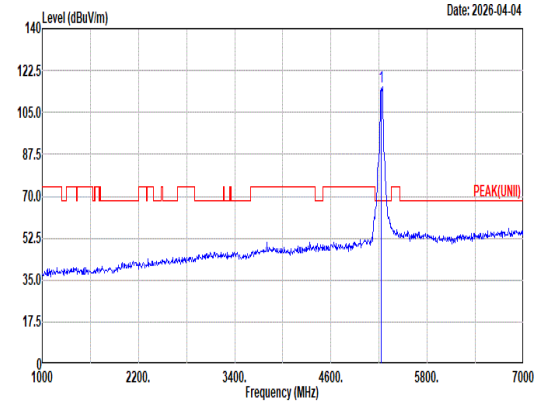 Site : 03CH15-HY Condition: PEAK(UNII) 3m 9120D-02294_250606 VERTICAL : RBW:1000.000kHz VBW:3000.000kHz SWT:Auto Freq Level Limit Line Margin Read Level Ant Factor Cable Loss Preamp Factor Aux Factor APos TPos Remark MHz dBuV/m dBuV/m dB dBuV dB/m dB dB dB cm deg 1 5230.00 115.95 ------ ------ 107.14 32.90 12.81 36.90 0.00 200 178 Peak
Avg	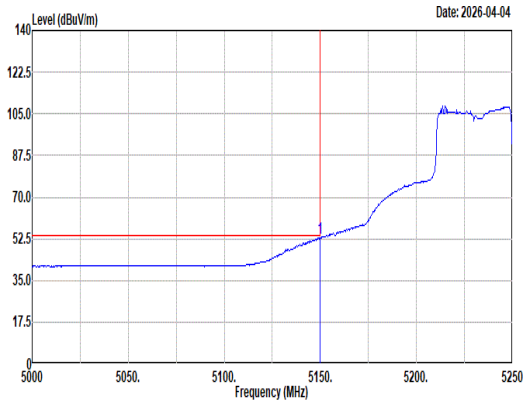 Site : 03CH15-HY Condition: AVG_BE_54 3m 9120D-02294_250606 VERTICAL : RBW:1000.000kHz VBW:0.220kHz SWT:Auto Freq Level Limit Line Margin Read Level Ant Factor Cable Loss Preamp Factor Aux Factor APos TPos Remark MHz dBuV/m dBuV/m dB dBuV dB/m dB dB dB cm deg 1 5150.00 52.69 54.00 -1.31 43.72 33.20 12.67 36.90 0.00 200 178 Average	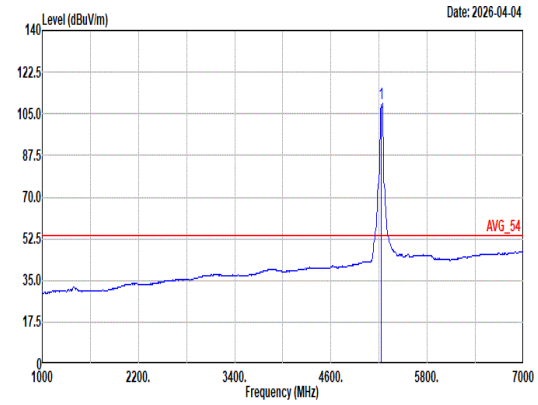 Site : 03CH15-HY Condition: AVG_54 3m 9120D-02294_250606 VERTICAL : RBW:1000.000kHz VBW:0.220kHz SWT:Auto Freq Level Limit Line Margin Read Level Ant Factor Cable Loss Preamp Factor Aux Factor APos TPos Remark MHz dBuV/m dBuV/m dB dBuV dB/m dB dB dB cm deg 1 5230.00 109.22 ------ ------ 100.41 32.90 12.81 36.90 0.00 200 178 Average

Mode	5	
	Band Edge - R	
	U-NII-1_5.15-5.25_802.11be EHT40_CH46_Full RU_5230MHz	
ANT	DB 1+2+3+4(TXBF)	
Pol.	Vertical	Fundamental
Peak	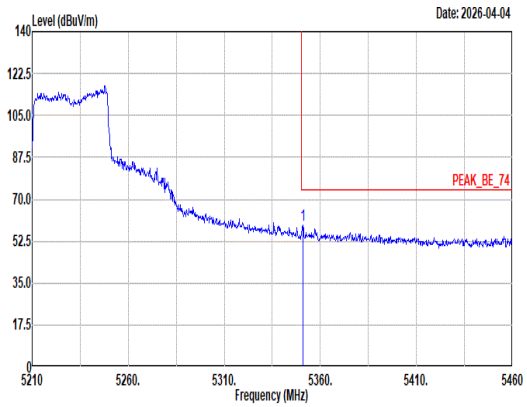 Site : 03CH15-HY Condition: PEAK_BE_74 3m 9120D-02294_250606 VERTICAL : RBW:1000.000kHz VBW:3000.000kHz SWT:Auto Limit Read Ant Cable Preamp Aux APos TPos Freq Level Line Margin Level Factor Loss Factor Factor Remark MHz dBuV/m dBuV/m dB dBuV dB/m dB dB dB cm deg 1 5351.00 58.94 74.00 -15.06 49.95 32.90 12.99 36.90 0.00 200 178 Peak	Blank
Avg	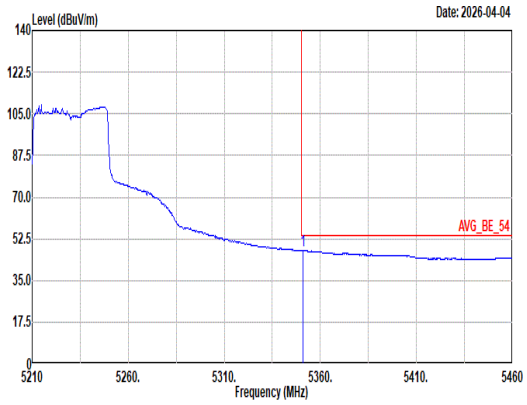 Site : 03CH15-HY Condition: AVG_BE_54 3m 9120D-02294_250606 VERTICAL : RBW:1000.000kHz VBW:0.220kHz SWT:Auto Limit Read Ant Cable Preamp Aux APos TPos Freq Level Line Margin Level Factor Loss Factor Factor Remark MHz dBuV/m dBuV/m dB dBuV dB/m dB dB dB cm deg 1 5351.00 47.59 54.00 -6.41 38.60 32.90 12.99 36.90 0.00 200 178 Average	Blank

Mode	5	
	Harmonic	
	U-NII-1_5.15-5.25_802.11be EHT40_CH46_Full RU_5230MHz	
ANT	DB 1+2+3+4(TXBF)	
Pol.	Horizontal	Vertical
Peak Avg	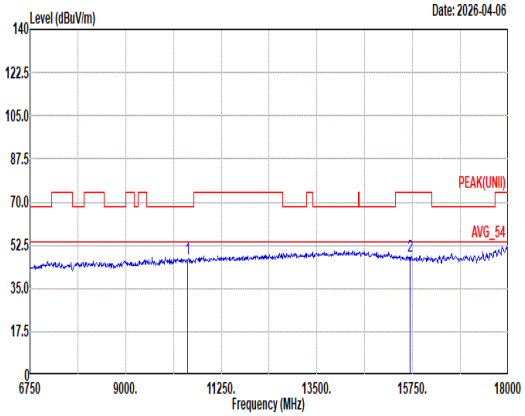 Site : 03CH15-HY Condition: PEAK(UNII) 3m 9120D-02294_250606 HORIZONTAL Freq Level Limit Line Margin Read Level Ant Factor Cable Loss Preamp Factor Aux Factor APos TPos Remark MHz dBuV/m dBuV/m dB dBuV dB/m dB dB dB cm deg 1 10460.00 47.19 68.20 -21.01 48.31 38.66 18.34 58.82 0.70 -- -- Peak 2 15690.00 47.84 74.00 -26.16 45.09 38.02 22.78 58.52 0.47 -- -- Peak	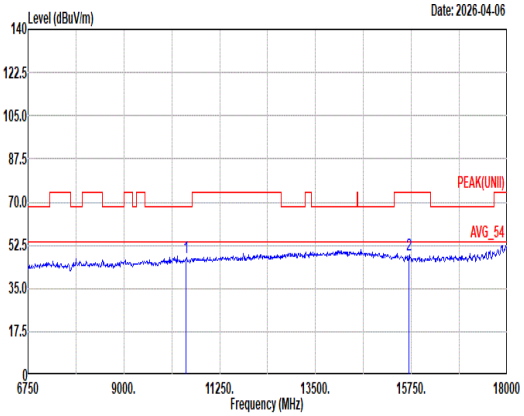 Site : 03CH15-HY Condition: PEAK(UNII) 3m 9120D-02294_250606 VERTICAL Freq Level Limit Line Margin Read Level Ant Factor Cable Loss Preamp Factor Aux Factor APos TPos Remark MHz dBuV/m dBuV/m dB dBuV dB/m dB dB dB cm deg 1 10460.00 47.43 68.20 -20.77 48.55 38.66 18.34 58.82 0.70 -- -- Peak 2 15690.00 48.50 74.00 -25.50 45.75 38.02 22.78 58.52 0.47 -- -- Peak

Mode	5	
	Harmonic	
	U-NII-1_5.15-5.25_802.11be EHT40_CH46_Full RU_5230MHz	
ANT	DB 1+2+3+4(TXBF)	
Pol.	Horizontal	Vertical
14.47G ~14.5G Avg	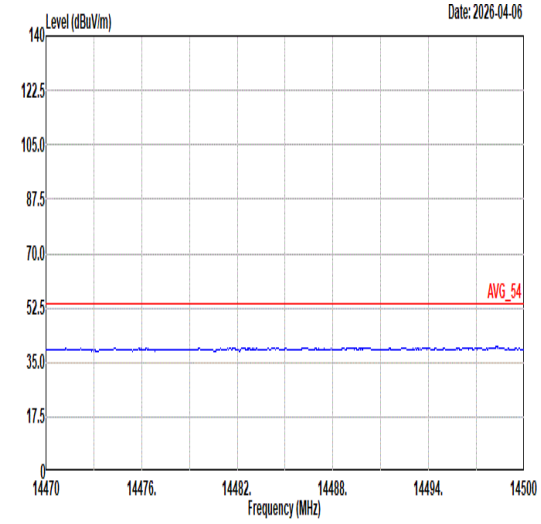 Site : 03CH15-HY Condition: AVG_54 3m 9120D-02294_250606 HORIZONTAL	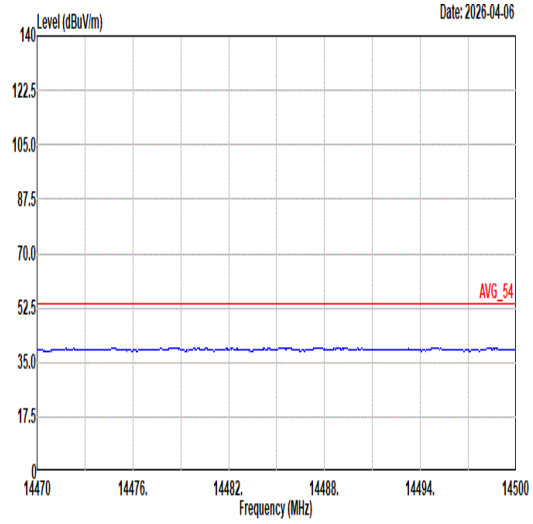 Site : 03CH15-HY Condition: AVG_54 3m 9120D-02294_250606 VERTICAL
17.7G ~18G Avg	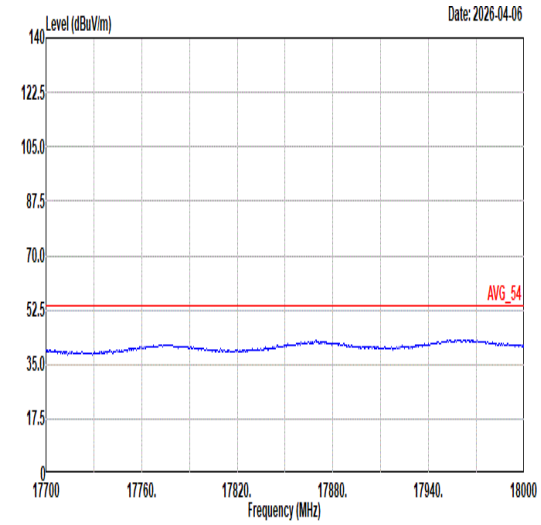 Site : 03CH15-HY Condition: AVG_54 3m 9120D-02294_250606 HORIZONTAL	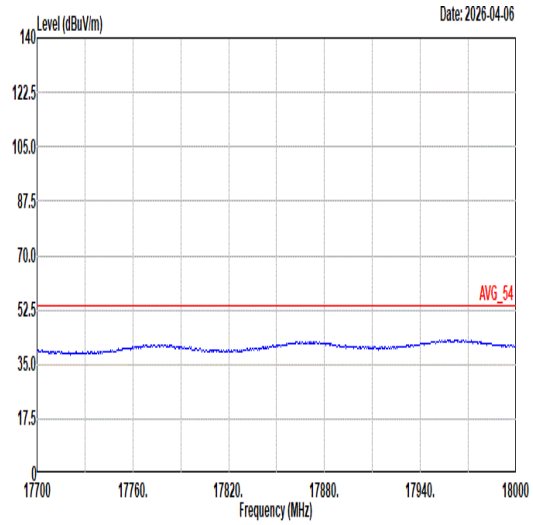 Site : 03CH15-HY Condition: AVG_54 3m 9120D-02294_250606 VERTICAL

Mode	6	
	Band Edge - L	
	U-NII-1_5.15-5.25_802.11be EHT80_CH42_Full RU_5210MHz	
ANT	DB 1+2+3+4(TXBF)	
Pol.	Horizontal	Fundamental
Peak	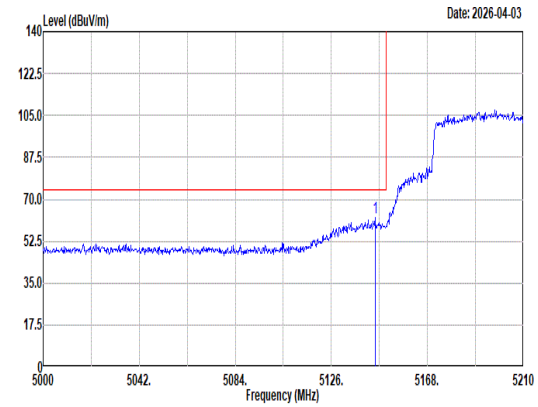 Site : 03CH15-HY Condition: PEAK_BE_74 3m 9120D-02294_250606 HORIZONTAL : RBW:1000.000kHz VBW:3000.000kHz SWT:Auto Freq Level Limit Line Margin Read Level Ant Factor Cable Loss Preamp Factor Aux Factor APos TPos Remark MHz dBuV/m dBuV/m dB dBuV dB/m dB dB dB cm deg 1 5145.11 62.12 74.00 -11.88 53.18 33.18 12.66 36.90 0.00 300 85 Peak	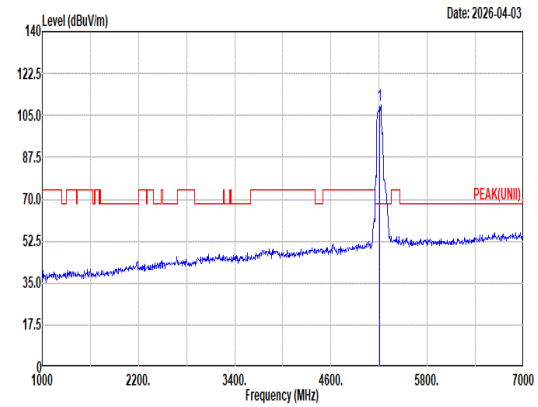 Site : 03CH15-HY Condition: PEAK(UNII) 3m 9120D-02294_250606 HORIZONTAL : RBW:1000.000kHz VBW:3000.000kHz SWT:Auto Freq Level Limit Line Margin Read Level Ant Factor Cable Loss Preamp Factor Aux Factor APos TPos Remark MHz dBuV/m dBuV/m dB dBuV dB/m dB dB dB cm deg 1 5210.00 109.42 ------ ------ 100.60 32.95 12.77 36.90 0.00 300 85 Peak
Avg	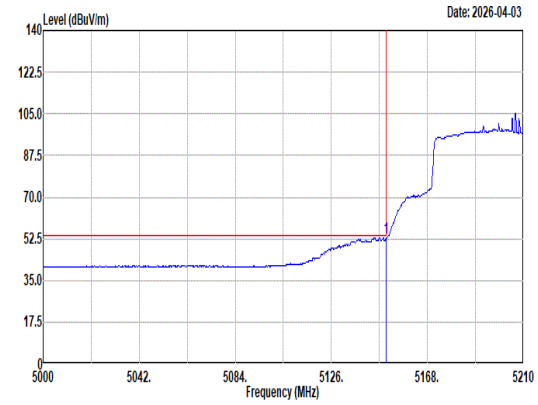 Site : 03CH15-HY Condition: AVG_BE_54 3m 9120D-02294_250606 HORIZONTAL : RBW:1000.000kHz VBW:0.240kHz SWT:Auto Freq Level Limit Line Margin Read Level Ant Factor Cable Loss Preamp Factor Aux Factor APos TPos Remark MHz dBuV/m dBuV/m dB dBuV dB/m dB dB dB cm deg 1 5149.94 52.97 54.00 -1.03 44.00 33.20 12.67 36.90 0.00 300 85 Average	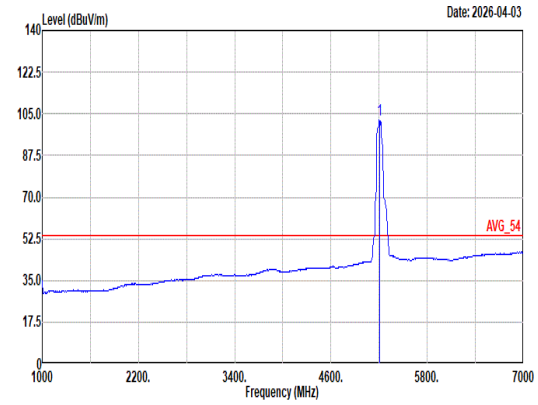 Site : 03CH15-HY Condition: AVG_54 3m 9120D-02294_250606 HORIZONTAL : RBW:1000.000kHz VBW:0.240kHz SWT:Auto Freq Level Limit Line Margin Read Level Ant Factor Cable Loss Preamp Factor Aux Factor APos TPos Remark MHz dBuV/m dBuV/m dB dBuV dB/m dB dB dB cm deg 1 5210.00 102.65 ------ ------ 93.82 33.00 12.73 36.90 0.00 300 85 Average

Mode	6	
	Band Edge - R	
	U-NII-1_5.15-5.25_802.11be EHT80_CH42_Full RU_5210MHz	
ANT	DB 1+2+3+4(TXBF)	
Pol.	Horizontal	Fundamental
Peak	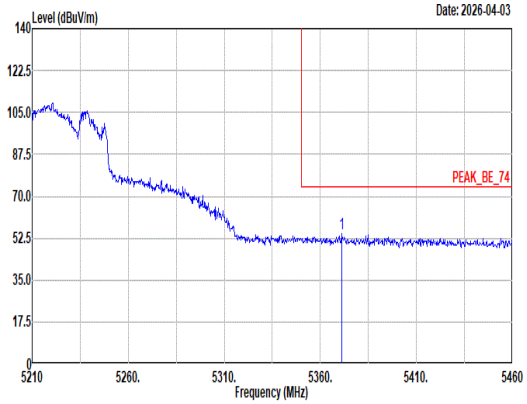 Site : 03CH15-HY Condition: PEAK_BE_74 3m 9120D-02294_250606 HORIZONTAL : RBW:1000.000kHz VBW:3000.000kHz SWT:Auto Limit Read Ant Cable Preamp Aux APos TPos Freq Level Line Margin Level Factor Loss Factor Factor Remark MHz dBuV/m dBuV/m dB dBuV dB/m dB dB dB cm deg 1 5371.00 54.18 74.00 -19.82 45.20 32.86 13.02 36.90 0.00 300 85 Peak	Blank
Avg	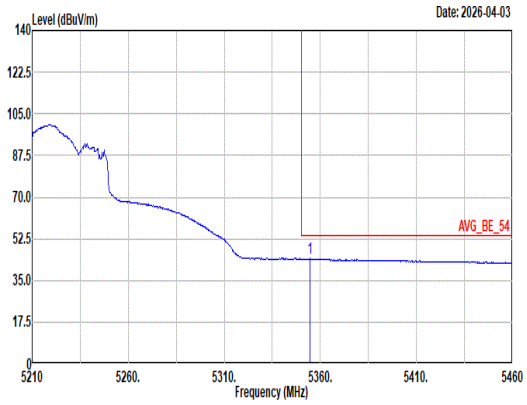 Site : 03CH15-HY Condition: AVG_BE_54 3m 9120D-02294_250606 HORIZONTAL : RBW:1000.000kHz VBW:0.240kHz SWT:Auto Limit Read Ant Cable Preamp Aux APos TPos Freq Level Line Margin Level Factor Loss Factor Factor Remark MHz dBuV/m dBuV/m dB dBuV dB/m dB dB dB cm deg 1 5354.75 44.28 54.00 -9.72 35.30 32.89 12.99 36.90 0.00 300 85 Average	Blank

Mode	6	
	Band Edge - L	
	U-NII-1_5.15-5.25_802.11be EHT80_CH42_Full RU_5210MHz	
ANT	DB 1+2+3+4(TXBF)	
Pol.	Vertical	Fundamental
Peak	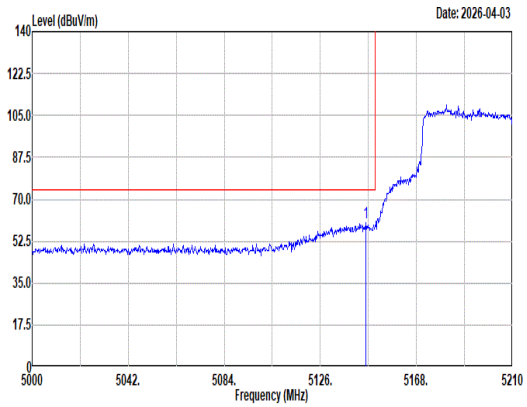 Site : 03CH15-HY Condition: PEAK_BE_74 3m 9120D-02294_250606 VERTICAL : RBW:1000.000kHz VBW:3000.000kHz SWT:Auto Freq Level Limit Line Margin Read Level Ant Factor Cable Loss Preamp Factor Aux Factor APos TPos Remark MHz dBuV/m dBuV/m dB dBuV dB/m dB dB dB cm deg 1 5145.74 60.43 74.00 -13.57 51.49 33.18 12.66 36.90 0.00 244 0 Peak	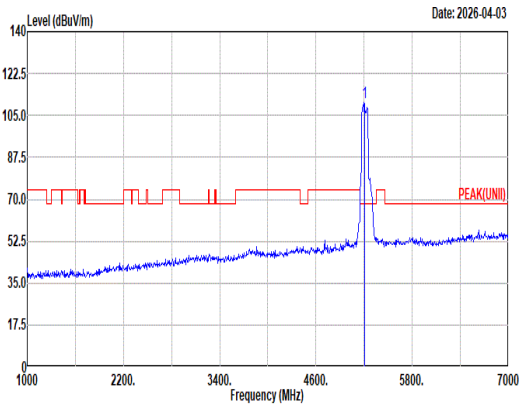 Site : 03CH15-HY Condition: PEAK(UNII) 3m 9120D-02294_250606 VERTICAL : RBW:1000.000kHz VBW:3000.000kHz SWT:Auto Freq Level Limit Line Margin Read Level Ant Factor Cable Loss Preamp Factor Aux Factor APos TPos Remark MHz dBuV/m dBuV/m dB dBuV dB/m dB dB dB cm deg 1 5210.00 110.52 ------ ------ 101.68 33.02 12.72 36.90 0.00 244 0 Peak
Avg	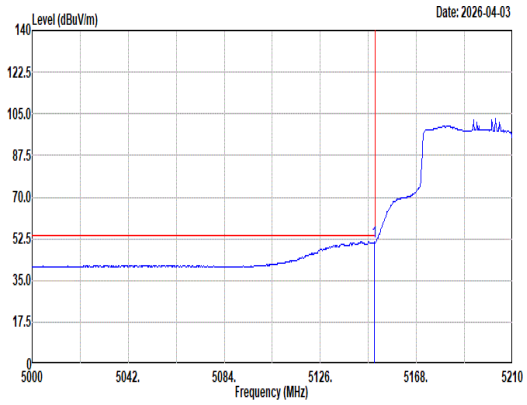 Site : 03CH15-HY Condition: AVG_BE_54 3m 9120D-02294_250606 VERTICAL : RBW:1000.000kHz VBW:0.240kHz SWT:Auto Freq Level Limit Line Margin Read Level Ant Factor Cable Loss Preamp Factor Aux Factor APos TPos Remark MHz dBuV/m dBuV/m dB dBuV dB/m dB dB dB cm deg 1 5149.73 51.23 54.00 -2.77 42.26 33.20 12.67 36.90 0.00 244 0 Average	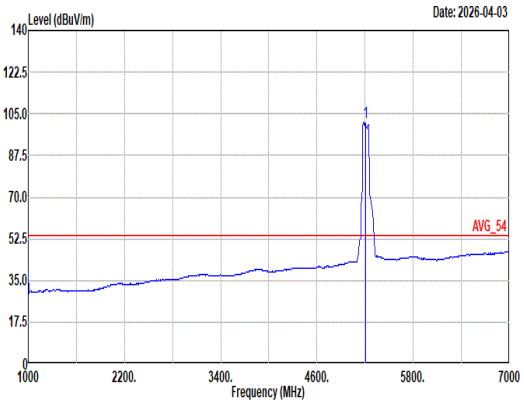 Site : 03CH15-HY Condition: AVG_54 3m 9120D-02294_250606 VERTICAL : RBW:1000.000kHz VBW:0.240kHz SWT:Auto Freq Level Limit Line Margin Read Level Ant Factor Cable Loss Preamp Factor Aux Factor APos TPos Remark MHz dBuV/m dBuV/m dB dBuV dB/m dB dB dB cm deg 1 5210.00 101.56 ------ ------ 92.72 33.02 12.72 36.90 0.00 244 0 Average

Mode	6	
	Band Edge - R	
	U-NII-1_5.15-5.25_802.11be EHT80_CH42_Full RU_5210MHz	
ANT	DB 1+2+3+4(TXBF)	
Pol.	Vertical	Fundamental
Peak	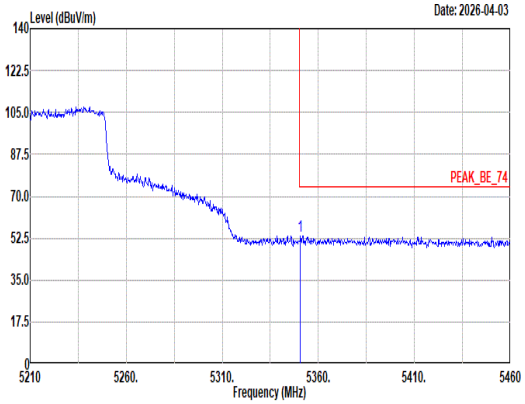 Site : 03CH15-HY Condition: PEAK_BE_74 3m 9120D-02294_250606 VERTICAL : RBW:1000.000kHz VBW:3000.000kHz SWT:Auto Limit Read Ant Cable Preamp Aux APos TPos Freq Level Line Margin Level Factor Loss Factor Factor Remark MHz dBuV/m dBuV/m dB dBuV dB/m dB dB dB cm deg 1 5350.75 53.47 74.00 -20.53 44.48 32.90 12.99 36.90 0.00 244 0 Peak	Blank
Avg	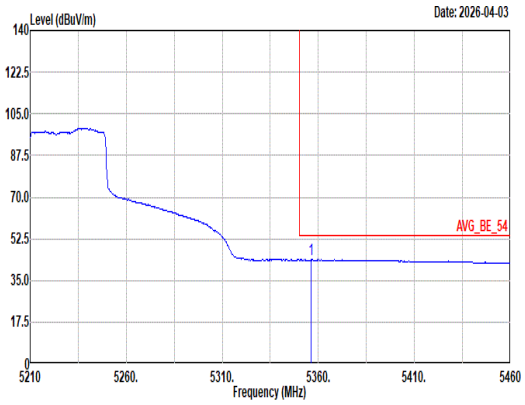 Site : 03CH15-HY Condition: AVG_BE_54 3m 9120D-02294_250606 VERTICAL : RBW:1000.000kHz VBW:0.240kHz SWT:Auto Limit Read Ant Cable Preamp Aux APos TPos Freq Level Line Margin Level Factor Loss Factor Factor Remark MHz dBuV/m dBuV/m dB dBuV dB/m dB dB dB cm deg 1 5356.25 43.70 54.00 -10.30 34.71 32.89 13.00 36.90 0.00 244 0 Average	Blank

Mode	6	
	Harmonic	
	U-NII-1_5.15-5.25_802.11be EHT80_CH42_Full RU_5210MHz	
ANT	DB 1+2+3+4(TXBF)	
Pol.	Horizontal	Vertical
Peak Avg	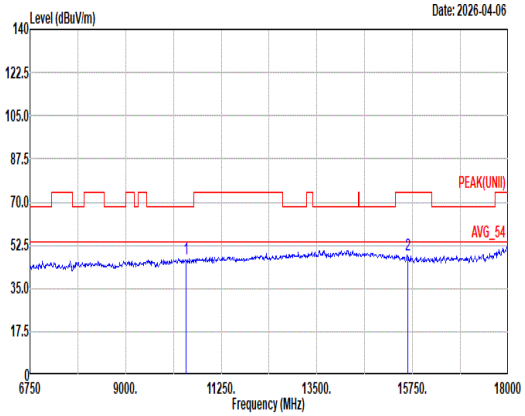 Site : 03CH15-HY Condition: PEAK(UNII) 3m 9120D-02294_250606 HORIZONTAL Freq Level Limit Line Margin Read Level Ant Factor Cable Loss Preamp Factor Aux Factor APos TPos Remark MHz dBuV/m dBuV/m dB dBuV dB/m dB dB dB cm deg 1 10420.00 46.88 68.20 -21.32 48.08 38.62 18.30 58.83 0.71 -- -- Peak 2 15630.00 48.35 74.00 -25.65 45.48 38.14 22.73 58.48 0.48 -- -- Peak	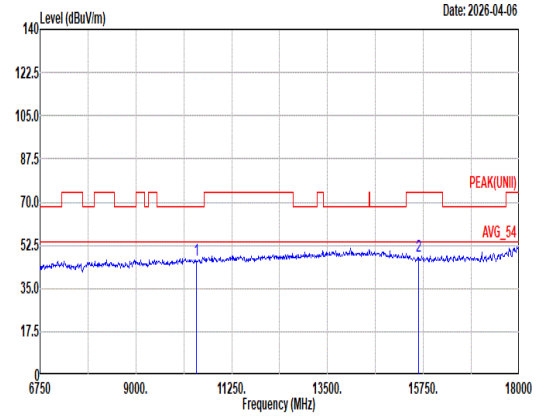 Site : 03CH15-HY Condition: PEAK(UNII) 3m 9120D-02294_250606 VERTICAL Freq Level Limit Line Margin Read Level Ant Factor Cable Loss Preamp Factor Aux Factor APos TPos Remark MHz dBuV/m dBuV/m dB dBuV dB/m dB dB dB cm deg 1 10420.00 46.49 68.20 -21.71 47.69 38.62 18.30 58.83 0.71 -- -- Peak 2 15630.00 47.81 74.00 -26.19 44.94 38.14 22.73 58.48 0.48 -- -- Peak

Mode	6	
	Harmonic	
	U-NII-1_5.15-5.25_802.11be EHT80_CH42_Full RU_5210MHz	
ANT	DB 1+2+3+4(TXBF)	
Pol.	Horizontal	Vertical
14.47G ~14.5G Avg	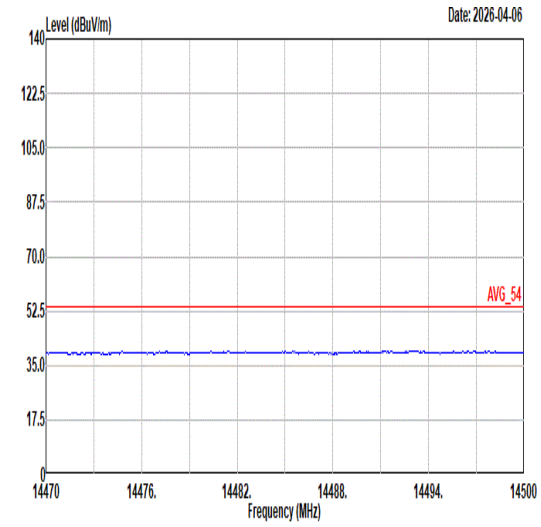 Site : 03CH15-HY Condition: AVG_54 3m 9120D-02294_250606 HORIZONTAL	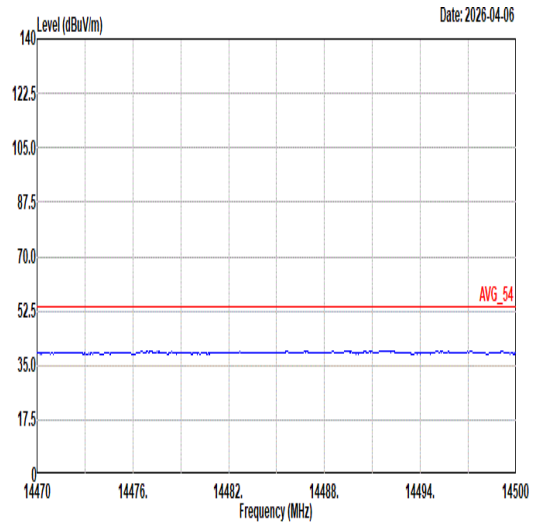 Site : 03CH15-HY Condition: AVG_54 3m 9120D-02294_250606 VERTICAL
17.7G ~18G Avg	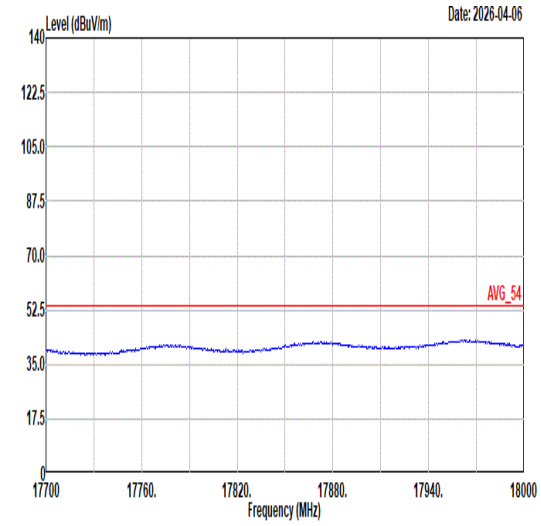 Site : 03CH15-HY Condition: AVG_54 3m 9120D-02294_250606 HORIZONTAL	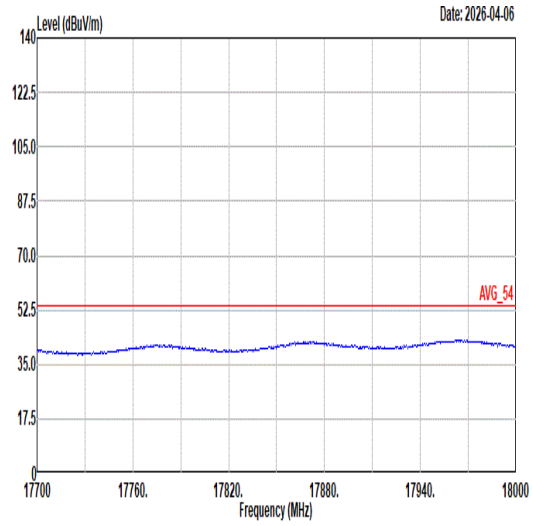 Site : 03CH15-HY Condition: AVG_54 3m 9120D-02294_250606 VERTICAL

Mode	7	
	Band Edge - L	
	U-NII-2A_5.25-5.35_802.11be EHT20_CH52_Full RU_5260MHz	
ANT	DB 1+2+3+4(TXBF)	
Pol.	Horizontal	Fundamental
Peak	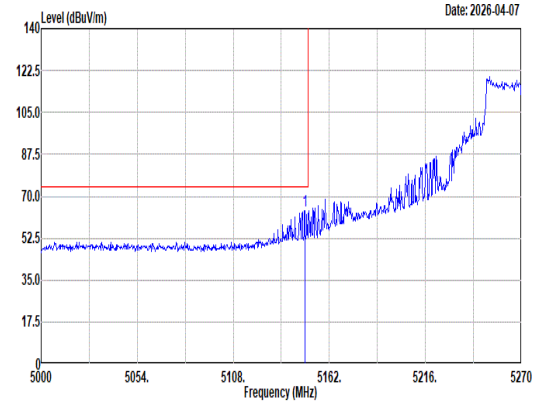 Site : 03CH15-HY Condition: PEAK_BE_74 3m 9120D-02294_250606 HORIZONTAL : RBW:1000.000kHz VBW:3000.000kHz SWT:Auto Freq Level Limit Line Margin Read Level Ant Factor Cable Loss Preamp Factor Aux Factor APos TPos Remark MHz dBuV/m dBuV/m dB dBuV dB/m dB dB dB cm deg 1 5148.23 64.10 74.00 -9.90 55.14 33.19 12.67 36.90 0.00 100 90 Peak	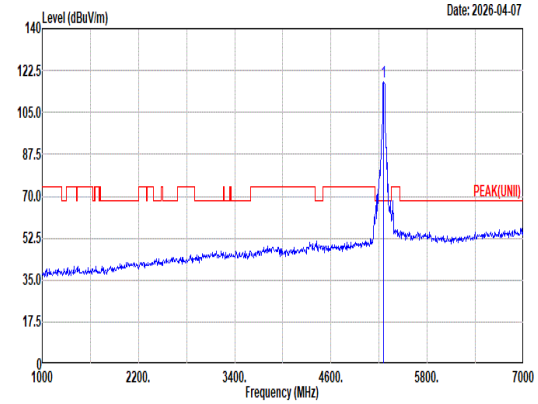 Site : 03CH15-HY Condition: PEAK(UNII) 3m 9120D-02294_250606 HORIZONTAL : RBW:1000.000kHz VBW:3000.000kHz SWT:Auto Freq Level Limit Line Margin Read Level Ant Factor Cable Loss Preamp Factor Aux Factor APos TPos Remark MHz dBuV/m dBuV/m dB dBuV dB/m dB dB dB cm deg 1 5260.00 117.60 ------ ------ 108.79 32.89 12.82 36.90 0.00 100 90 Peak
Avg	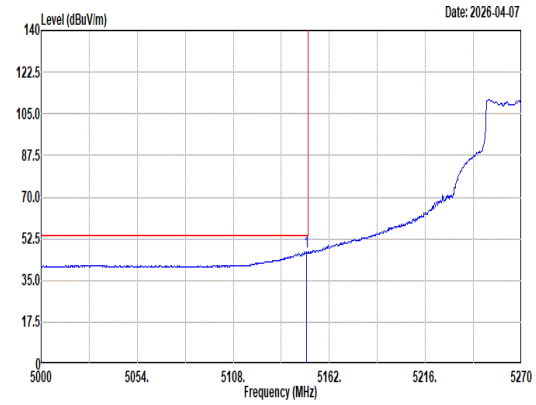 Site : 03CH15-HY Condition: AVG_BE_54 3m 9120D-02294_250606 HORIZONTAL : RBW:1000.000kHz VBW:0.330kHz SWT:Auto Freq Level Limit Line Margin Read Level Ant Factor Cable Loss Preamp Factor Aux Factor APos TPos Remark MHz dBuV/m dBuV/m dB dBuV dB/m dB dB dB cm deg 1 5149.04 47.02 54.00 -6.98 38.05 33.20 12.67 36.90 0.00 100 90 Average	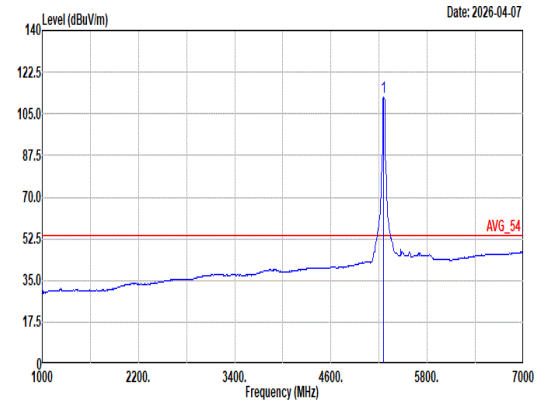 Site : 03CH15-HY Condition: AVG_54 3m 9120D-02294_250606 HORIZONTAL : RBW:1000.000kHz VBW:0.330kHz SWT:Auto Freq Level Limit Line Margin Read Level Ant Factor Cable Loss Preamp Factor Aux Factor APos TPos Remark MHz dBuV/m dBuV/m dB dBuV dB/m dB dB dB cm deg 1 5260.00 111.91 ------ ------ 103.10 32.89 12.82 36.90 0.00 100 90 Average

Mode	7	
	Band Edge - R	
	U-NII-2A_5.25-5.35_802.11be EHT20_CH52_Full RU_5260MHz	
ANT	DB 1+2+3+4(TXBF)	
Pol.	Horizontal	Fundamental
Peak	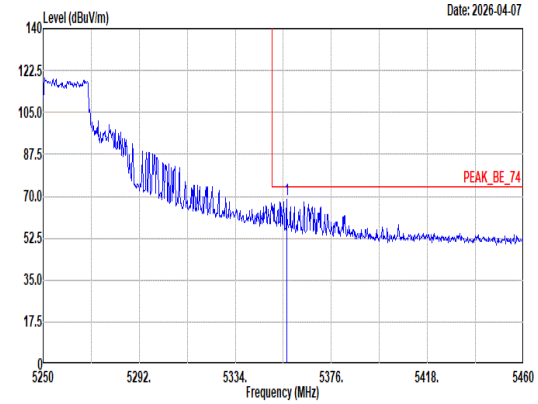 Site : 03CH15-HY Condition: PEAK_BE_74 3m 9120D-02294_250606 HORIZONTAL : RBW:1000.000kHz VBW:3000.000kHz SWT:Auto Freq Level Limit Line Margin Read Level Ant Factor Cable Loss Preamp Factor Aux Factor APos TPos Remark MHz dBuV/m dBuV/m dB dBuV dB/m dB dB dB cm deg 1 5356.47 68.89 74.00 -5.11 59.90 32.89 13.00 36.90 0.00 100 90 Peak	Blank
Avg	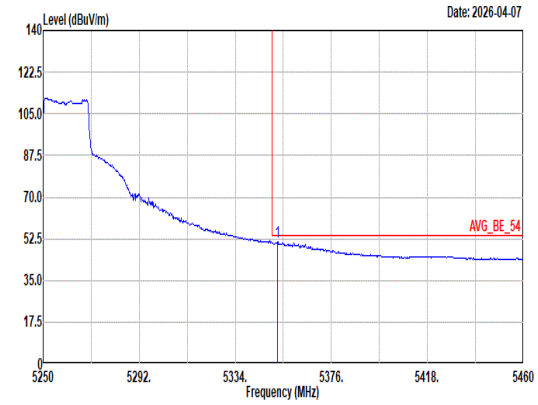 Site : 03CH15-HY Condition: AVG_BE_54 3m 9120D-02294_250606 HORIZONTAL : RBW:1000.000kHz VBW:0.330kHz SWT:Auto Freq Level Limit Line Margin Read Level Ant Factor Cable Loss Preamp Factor Aux Factor APos TPos Remark MHz dBuV/m dBuV/m dB dBuV dB/m dB dB dB cm deg 1 5352.48 51.21 54.00 -2.79 42.22 32.90 12.99 36.90 0.00 100 90 Average	Blank

Mode	7	
	Band Edge - L	
	U-NII-2A_5.25-5.35_802.11be EHT20_CH52_Full RU_5260MHz	
ANT	DB 1+2+3+4(TXBF)	
Pol.	Vertical	Fundamental
Peak	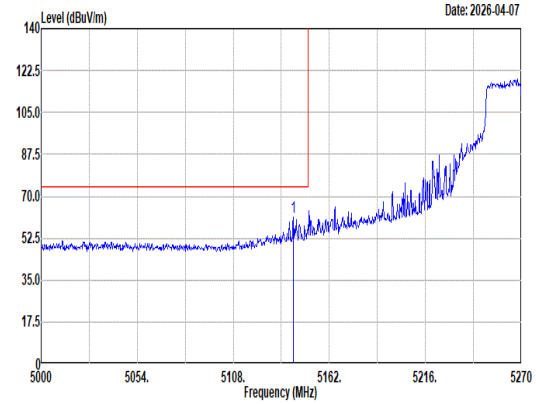 Site : 03CH15-HY Condition: PEAK_BE_74 3m 9120D-02294_250606 VERTICAL : RBW:1000.000kHz VBW:3000.000kHz SWT:Auto Freq Level Limit Line Margin Read Level Ant Factor Cable Loss Preamp Factor Aux Factor APos TPos Remark MHz dBuV/m dBuV/m dB dBuV dB/m dB dB dB cm deg 1 5141.75 61.48 74.00 -12.52 52.55 33.17 12.66 36.90 0.00 167 360 Peak	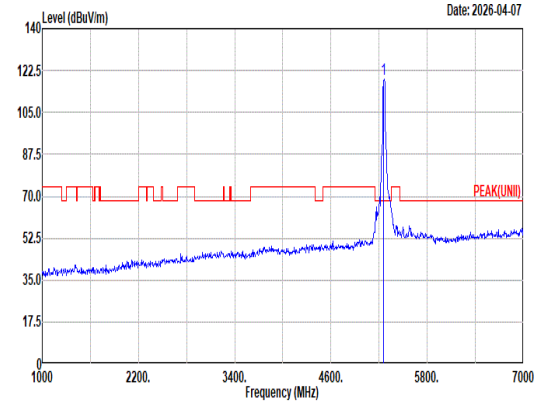 Site : 03CH15-HY Condition: PEAK(UNII) 3m 9120D-02294_250606 VERTICAL : RBW:1000.000kHz VBW:3000.000kHz SWT:Auto Freq Level Limit Line Margin Read Level Ant Factor Cable Loss Preamp Factor Aux Factor APos TPos Remark MHz dBuV/m dBuV/m dB dBuV dB/m dB dB dB cm deg 1 5260.00 118.68 ------ ------ 109.87 32.87 12.84 36.90 0.00 167 360 Peak
Avg	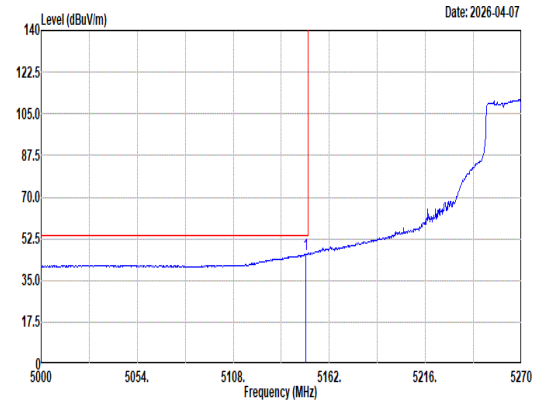 Site : 03CH15-HY Condition: AVG_BE_54 3m 9120D-02294_250606 VERTICAL : RBW:1000.000kHz VBW:0.330kHz SWT:Auto Freq Level Limit Line Margin Read Level Ant Factor Cable Loss Preamp Factor Aux Factor APos TPos Remark MHz dBuV/m dBuV/m dB dBuV dB/m dB dB dB cm deg 1 5148.77 46.12 54.00 -7.88 37.15 33.20 12.67 36.90 0.00 167 360 Average	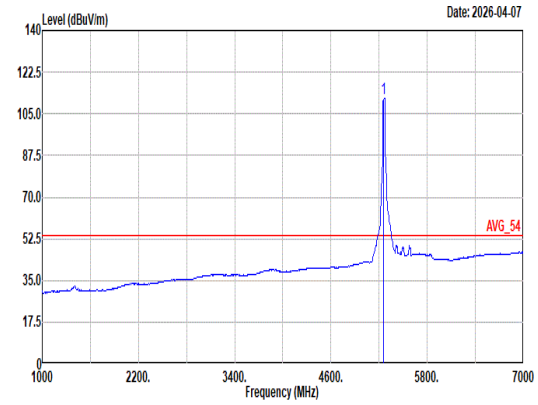 Site : 03CH15-HY Condition: AVG_54 3m 9120D-02294_250606 VERTICAL : RBW:1000.000kHz VBW:0.330kHz SWT:Auto Freq Level Limit Line Margin Read Level Ant Factor Cable Loss Preamp Factor Aux Factor APos TPos Remark MHz dBuV/m dBuV/m dB dBuV dB/m dB dB dB cm deg 1 5260.00 111.70 ------ ------ 102.89 32.87 12.84 36.90 0.00 167 360 Average

Mode	7	
	Band Edge - R	
	U-NII-2A_5.25-5.35_802.11be EHT20_CH52_Full RU_5260MHz	
ANT	DB 1+2+3+4(TXBF)	
Pol.	Vertical	Fundamental
Peak	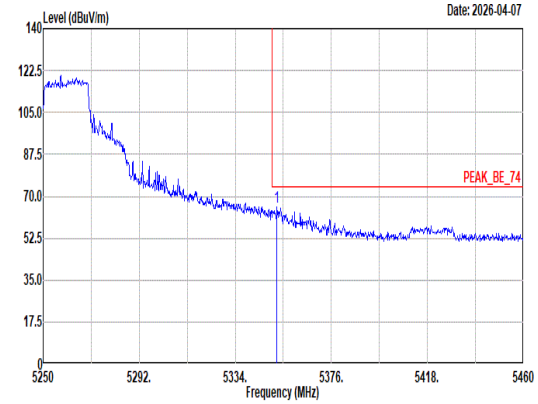 Site : 03CH15-HY Condition: PEAK_BE_74 3m 9120D-02294_250606 VERTICAL : RBW:1000.000kHz VBW:3000.000kHz SWT:Auto Limit Read Ant Cable Preamp Aux APos TPos Freq Level Line Margin Level Factor Loss Factor Factor Remark MHz dBuV/m dBuV/m dB dBuV dB/m dB dB dB cm deg 1 5352.27 65.55 74.00 -8.45 56.56 32.90 12.99 36.90 0.00 167 360 Peak	Blank
Avg	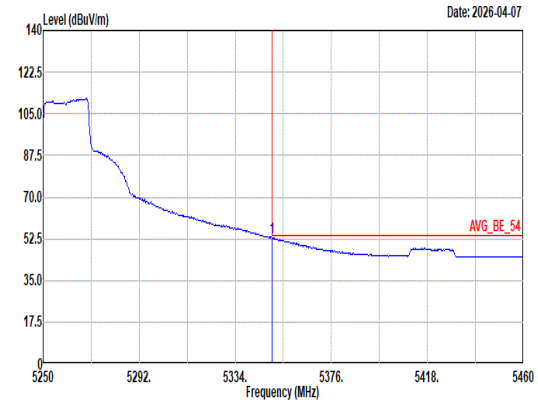 Site : 03CH15-HY Condition: AVG_BE_54 3m 9120D-02294_250606 VERTICAL : RBW:1000.000kHz VBW:0.330kHz SWT:Auto Limit Read Ant Cable Preamp Aux APos TPos Freq Level Line Margin Level Factor Loss Factor Factor Remark MHz dBuV/m dBuV/m dB dBuV dB/m dB dB dB cm deg 1 5350.17 53.05 54.00 -0.95 44.06 32.90 12.99 36.90 0.00 167 360 Average	Blank

Mode	7	
	Harmonic	
	U-NII-2A_5.25-5.35_802.11be EHT20_CH52_Full RU_5260MHz	
ANT	DB 1+2+3+4(TXBF)	
Pol.	Horizontal	Vertical
Peak Avg	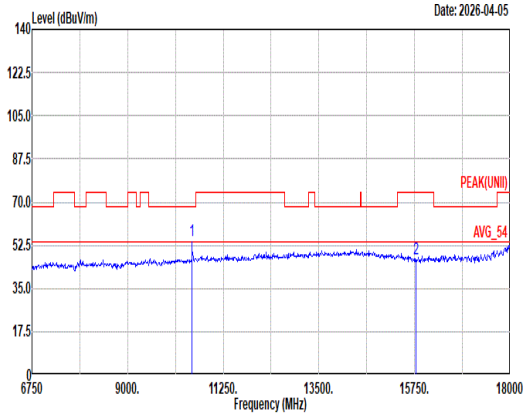 Site : 03CH15-HY Condition: PEAK(UNII) 3m 9120D-02294_250606 HORIZONTAL Freq Level Limit Line Margin Read Level Ant Factor Cable Loss Preamp Factor Aux Factor APos TPos Remark MHz dBuV/m dBuV/m dB dBuV dB/m dB dB dB cm deg 1 10520.00 54.16 68.20 -14.04 55.09 38.76 18.40 58.79 0.70 400 192 Peak 2 15780.00 46.98 74.00 -27.02 44.40 37.84 22.84 58.57 0.47 -- -- Peak	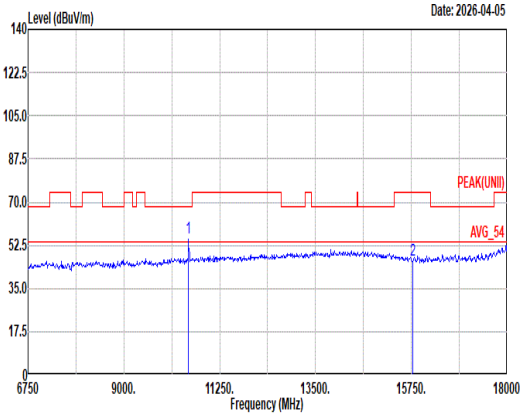 Site : 03CH15-HY Condition: PEAK(UNII) 3m 9120D-02294_250606 VERTICAL Freq Level Limit Line Margin Read Level Ant Factor Cable Loss Preamp Factor Aux Factor APos TPos Remark MHz dBuV/m dBuV/m dB dBuV dB/m dB dB dB cm deg 1 10520.00 55.30 68.20 -12.90 56.23 38.76 18.40 58.79 0.70 303 116 Peak 2 15780.00 46.32 74.00 -27.68 43.74 37.84 22.84 58.57 0.47 -- -- Peak

Mode	7	
	Harmonic	
	U-NII-2A_5.25-5.35_802.11be EHT20_CH52_Full RU_5260MHz	
ANT	DB 1+2+3+4(TXBF)	
Pol.	Horizontal	Vertical
14.47G ~14.5G Avg	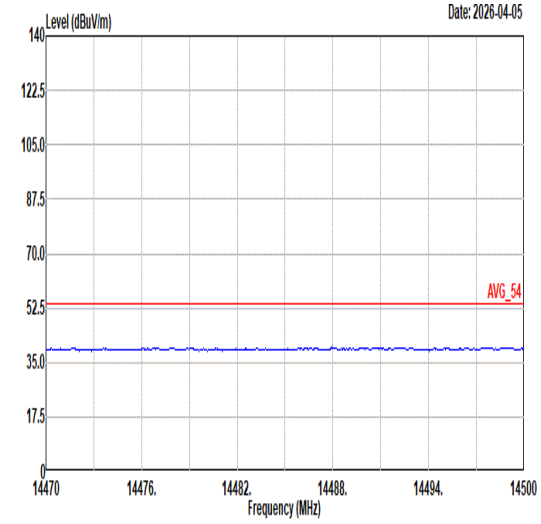 Site : 03CH15-HY Condition: AVG_54 3m 9120D-02294_250606 HORIZONTAL	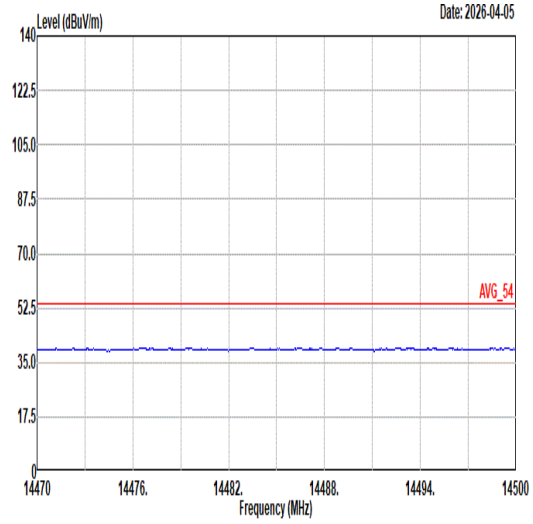 Site : 03CH15-HY Condition: AVG_54 3m 9120D-02294_250606 VERTICAL
17.7G ~18G Avg	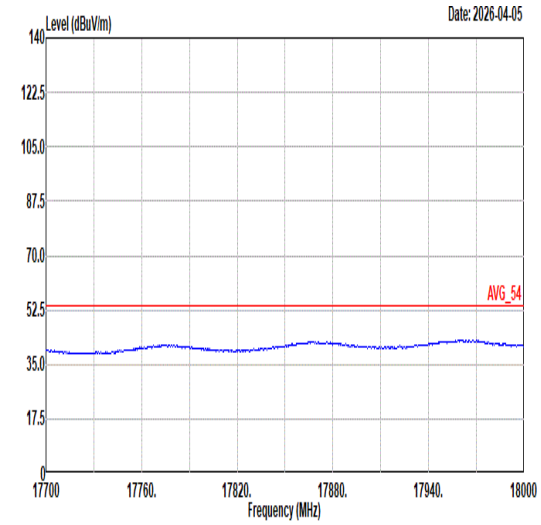 Site : 03CH15-HY Condition: AVG_54 3m 9120D-02294_250606 HORIZONTAL	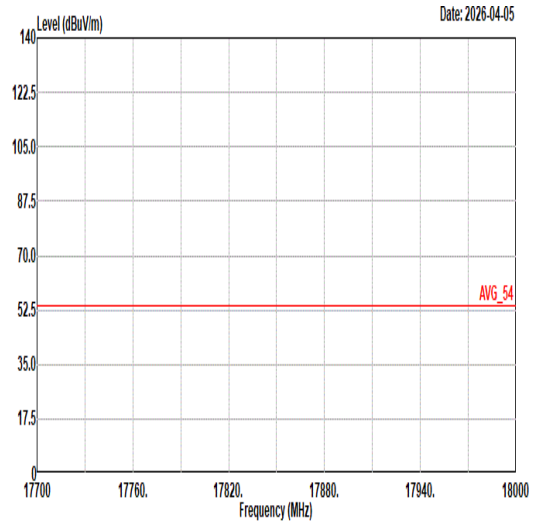 Site : 03CH15-HY Condition: AVG_54 3m 9120D-02294_250606 VERTICAL

Mode	8	
	Band Edge - L	
	U-NII-2A_5.25-5.35_802.11be EHT20_CH60_Full RU_5300MHz	
ANT	DB 1+2+3+4(TXBF)	
Pol.	Horizontal	Fundamental
Peak	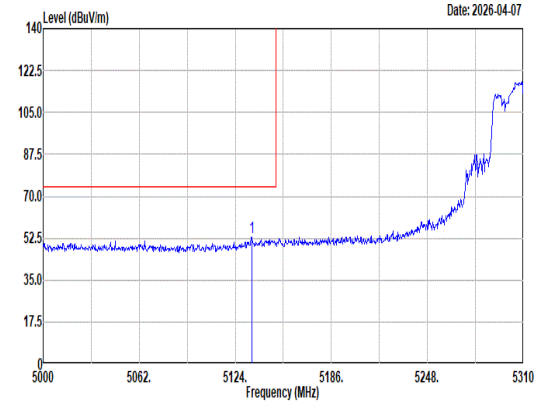 Site : 03CH15-HY Condition: PEAK_BE_74 3m 9120D-02294_250606 HORIZONTAL : RBW:1000.000kHz VBW:3000.000kHz SWT:Auto 1 5134.54 52.86 74.00 -21.14 43.97 33.14 12.65 36.90 0.00 177 73 Peak	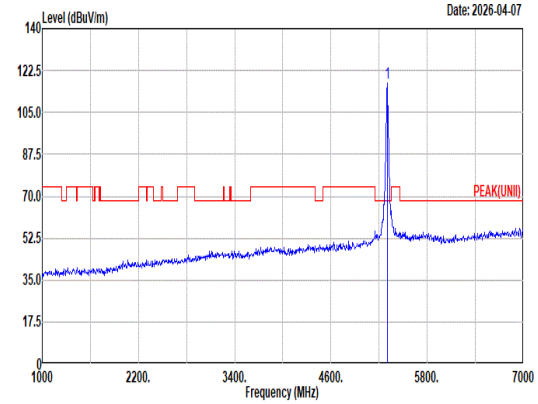 Site : 03CH15-HY Condition: PEAK(UNII) 3m 9120D-02294_250606 HORIZONTAL : RBW:1000.000kHz VBW:3000.000kHz SWT:Auto 1 5300.00 117.43 ------ ------ 108.60 32.82 12.91 36.90 0.00 177 73 Peak
Avg	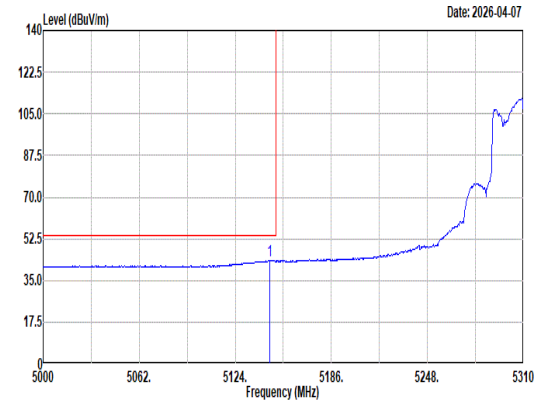 Site : 03CH15-HY Condition: AVG_BE_54 3m 9120D-02294_250606 HORIZONTAL : RBW:1000.000kHz VBW:0.330kHz SWT:Auto 1 5146.32 43.49 54.00 -10.51 34.54 33.19 12.66 36.90 0.00 177 73 Average	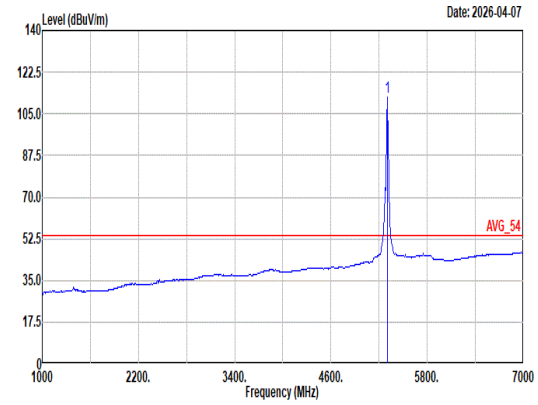 Site : 03CH15-HY Condition: AVG_54 3m 9120D-02294_250606 HORIZONTAL : RBW:1000.000kHz VBW:0.330kHz SWT:Auto 1 5300.00 111.81 ------ ------ 102.98 32.82 12.91 36.90 0.00 177 73 Average

Mode	8	
	Band Edge - R	
	U-NII-2A_5.25-5.35_802.11be EHT20_CH60_Full RU_5300MHz	
ANT	DB 1+2+3+4(TXBF)	
Pol.	Horizontal	Fundamental
Peak	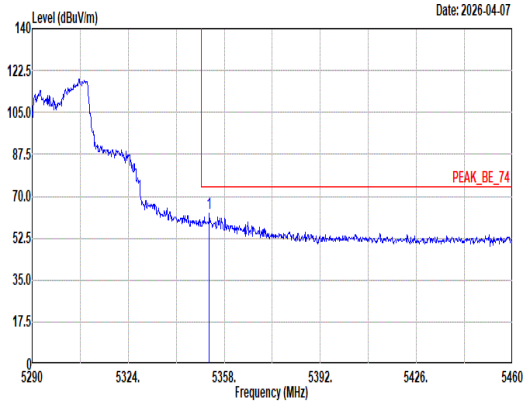 Site : 03CH15-HY Condition: PEAK_BE_74 3m 9120D-02294_250606 HORIZONTAL : RBW:1000.000kHz VBW:3000.000kHz SWT:Auto Limit Read Ant Cable Preamp Aux APos TPos Freq Level Line Margin Level Factor Loss Factor Factor Remark MHz dBuV/m dBuV/m dB dBuV dB/m dB dB dB cm deg 1 5352.73 62.75 74.00 -11.25 53.77 32.89 12.99 36.90 0.00 177 73 Peak	Blank
Avg	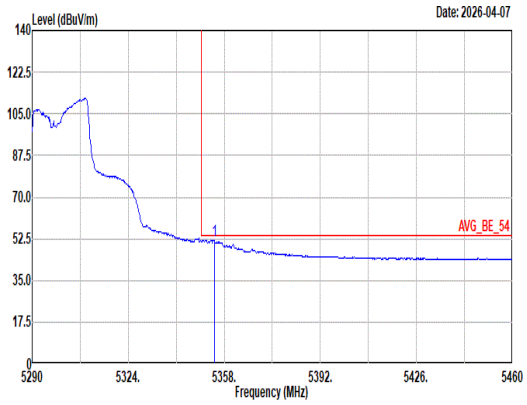 Site : 03CH15-HY Condition: AVG_BE_54 3m 9120D-02294_250606 HORIZONTAL : RBW:1000.000kHz VBW:0.330kHz SWT:Auto Limit Read Ant Cable Preamp Aux APos TPos Freq Level Line Margin Level Factor Loss Factor Factor Remark MHz dBuV/m dBuV/m dB dBuV dB/m dB dB dB cm deg 1 5354.43 51.87 54.00 -2.13 42.89 32.89 12.99 36.90 0.00 177 73 Average	Blank

Mode	8	
	Band Edge - L	
	U-NII-2A_5.25-5.35_802.11be EHT20_CH60_Full RU_5300MHz	
ANT	DB 1+2+3+4(TXBF)	
Pol.	Vertical	Fundamental
Peak	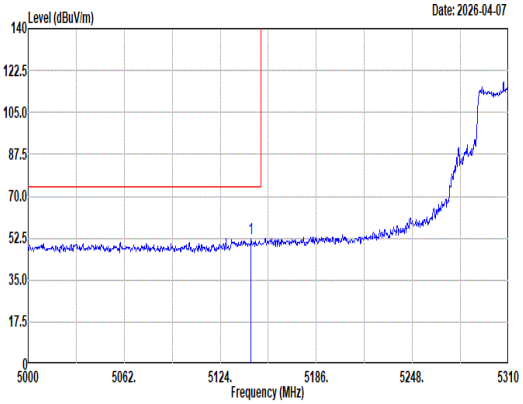 Site : 03CH15-HY Condition: PEAK_BE_74 3m 9120D-02294_250606 VERTICAL : RBW:1000.000kHz VBW:3000.000kHz SWT:Auto Freq Level Limit Line Margin Read Level Ant Factor Cable Loss Preamp Factor Aux Factor APos TPos Remark MHz dBuV/m dBuV/m dB dBuV dB/m dB dB dB cm deg 1 5143.84 52.13 74.00 -21.87 43.19 33.18 12.66 36.90 0.00 200 177 Peak	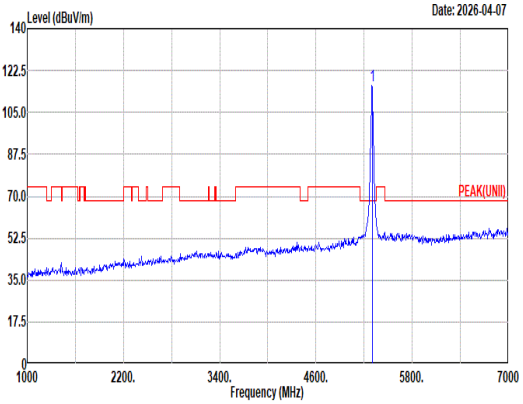 Site : 03CH15-HY Condition: PEAK(UNII) 3m 9120D-02294_250606 VERTICAL : RBW:1000.000kHz VBW:3000.000kHz SWT:Auto Freq Level Limit Line Margin Read Level Ant Factor Cable Loss Preamp Factor Aux Factor APos TPos Remark MHz dBuV/m dBuV/m dB dBuV dB/m dB dB dB cm deg 1 5300.00 116.15 ------ ------ 107.35 32.82 12.88 36.90 0.00 200 177 Peak
Avg	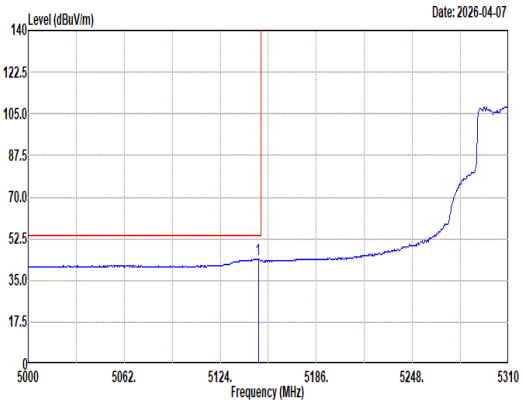 Site : 03CH15-HY Condition: AVG_BE_54 3m 9120D-02294_250606 VERTICAL : RBW:1000.000kHz VBW:0.330kHz SWT:Auto Freq Level Limit Line Margin Read Level Ant Factor Cable Loss Preamp Factor Aux Factor APos TPos Remark MHz dBuV/m dBuV/m dB dBuV dB/m dB dB dB cm deg 1 5148.49 43.93 54.00 -10.07 34.97 33.19 12.67 36.90 0.00 200 177 Average	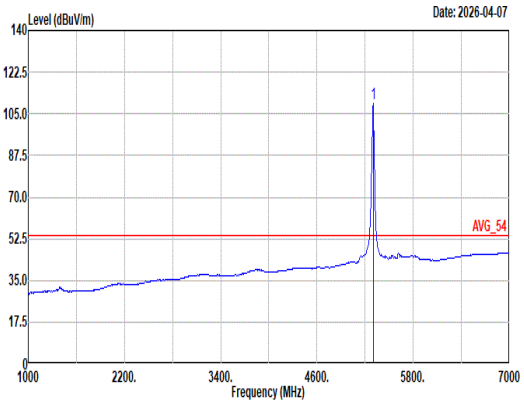 Site : 03CH15-HY Condition: AVG_54 3m 9120D-02294_250606 VERTICAL : RBW:1000.000kHz VBW:0.330kHz SWT:Auto Freq Level Limit Line Margin Read Level Ant Factor Cable Loss Preamp Factor Aux Factor APos TPos Remark MHz dBuV/m dBuV/m dB dBuV dB/m dB dB dB cm deg 1 5300.00 109.23 ------ ------ 100.40 32.82 12.91 36.90 0.00 200 177 Average

Mode	8	
	Band Edge - R	
	U-NII-2A_5.25-5.35_802.11be EHT20_CH60_Full RU_5300MHz	
ANT	DB 1+2+3+4(TXBF)	
Pol.	Vertical	Fundamental
Peak	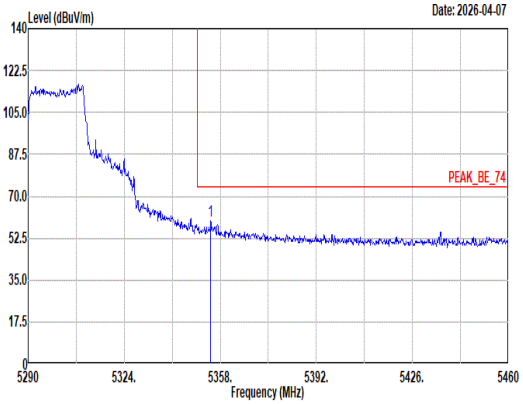 Site : 03CH15-HY Condition: PEAK_BE_74 3m 9120D-02294_250606 VERTICAL : RBW:1000.000kHz VBW:3000.000kHz SWT:Auto Limit Read Ant Cable Preamp Aux APos TPos Freq Level Line Margin Level Factor Loss Factor Factor Remark MHz dBuV/m dBuV/m dB dBuV dB/m dB dB dB cm deg 1 5354.60 59.44 74.00 -14.56 50.46 32.89 12.99 36.90 0.00 200 177 Peak	Blank
Avg	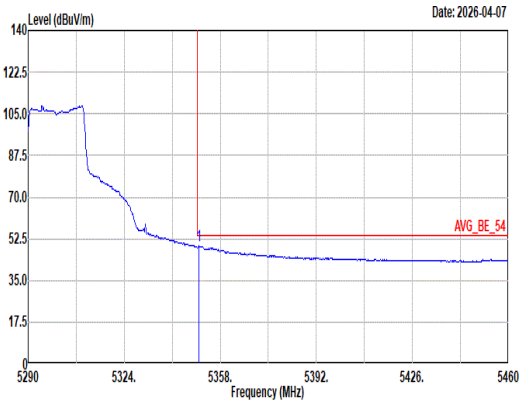 Site : 03CH15-HY Condition: AVG_BE_54 3m 9120D-02294_250606 VERTICAL : RBW:1000.000kHz VBW:0.330kHz SWT:Auto Limit Read Ant Cable Preamp Aux APos TPos Freq Level Line Margin Level Factor Loss Factor Factor Remark MHz dBuV/m dBuV/m dB dBuV dB/m dB dB dB cm deg 1 5350.35 49.41 54.00 -4.59 40.42 32.90 12.99 36.90 0.00 200 177 Average	Blank

Mode	8	
	Harmonic	
	U-NII-2A_5.25-5.35_802.11be EHT20_CH60_Full RU_5300MHz	
ANT	DB 1+2+3+4(TXBF)	
Pol.	Horizontal	Vertical
Peak Avg	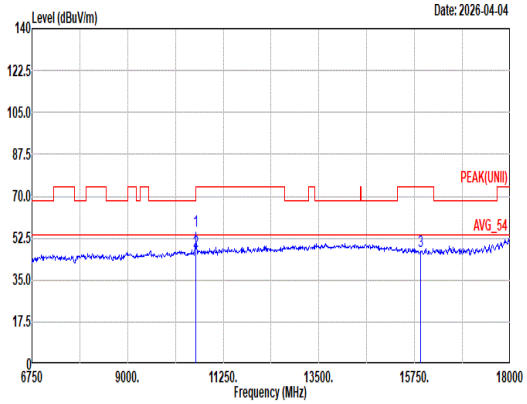 Site : 03CH15-HY Condition: PEAK(UNII) 3m 9120D-02294_250606 HORIZONTAL Freq Level Limit Line Margin Read Level Ant Factor Cable Loss Preamp Factor Aux Factor APos TPos Remark MHz dBuV/m dBuV/m dB dBuV dB/m dB dB dB cm deg 1 10600.00 55.72 74.00 -18.28 56.28 39.00 18.48 58.73 0.69 100 117 Peak 2 10600.00 46.89 54.00 -7.11 47.45 39.00 18.48 58.73 0.69 100 117 Average 3 15900.00 46.83 74.00 -27.17 44.08 38.00 22.92 58.63 0.46 -- -- Peak	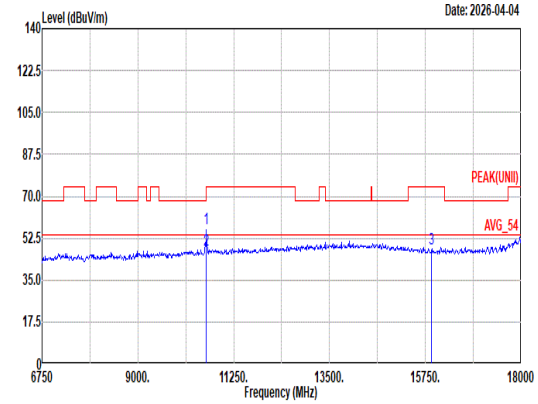 Site : 03CH15-HY Condition: PEAK(UNII) 3m 9120D-02294_250606 VERTICAL Freq Level Limit Line Margin Read Level Ant Factor Cable Loss Preamp Factor Aux Factor APos TPos Remark MHz dBuV/m dBuV/m dB dBuV dB/m dB dB dB cm deg 1 10600.00 56.53 74.00 -17.47 57.09 39.00 18.48 58.73 0.69 301 135 Peak 2 10600.00 47.49 54.00 -6.51 48.05 39.00 18.48 58.73 0.69 301 135 Average 3 15900.00 47.95 74.00 -26.05 45.20 38.00 22.92 58.63 0.46 -- -- Peak

Mode	8	
	Harmonic	
	U-NII-2A_5.25-5.35_802.11be EHT20_CH60_Full RU_5300MHz	
ANT	DB 1+2+3+4(TXBF)	
Pol.	Horizontal	Vertical
14.47G ~14.5G Avg	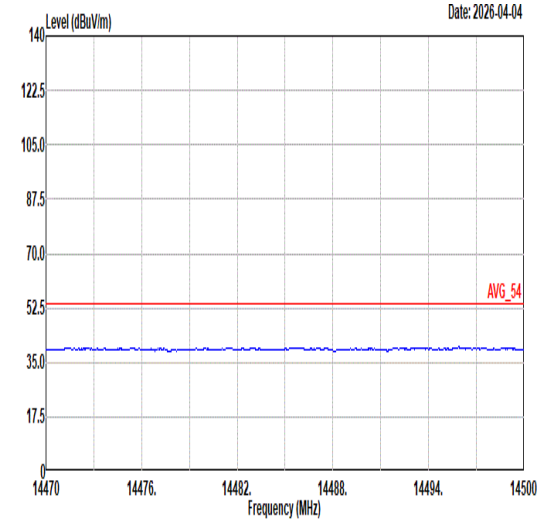 Site : 03CH15-HY Condition: AVG_54 3m 9120D-02294_250606 HORIZONTAL	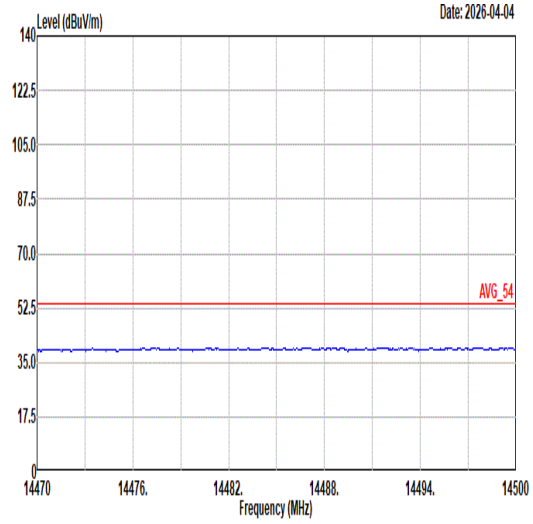 Site : 03CH15-HY Condition: AVG_54 3m 9120D-02294_250606 VERTICAL
17.7G ~18G Avg	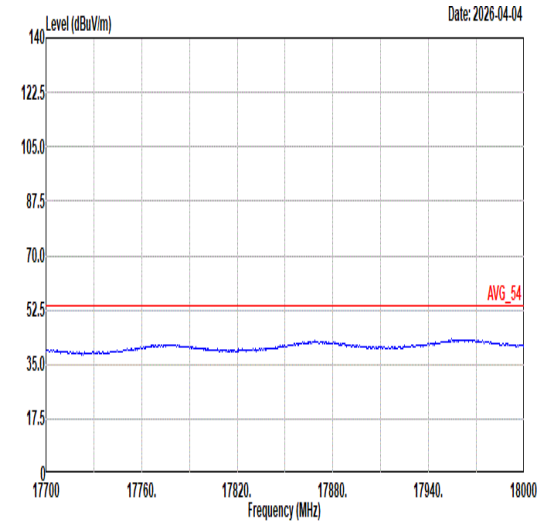 Site : 03CH15-HY Condition: AVG_54 3m 9120D-02294_250606 HORIZONTAL	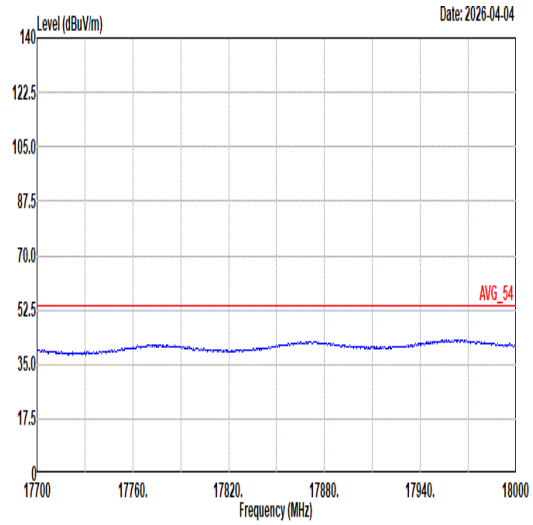 Site : 03CH15-HY Condition: AVG_54 3m 9120D-02294_250606 VERTICAL

Mode	9	
	Band Edge	
	U-NII-2A_5.25-5.35_802.11be EHT20_CH64_Full RU_5320MHz	
ANT	DB 1+2+3+4(TXBF)	
Pol.	Horizontal	Fundamental
Peak	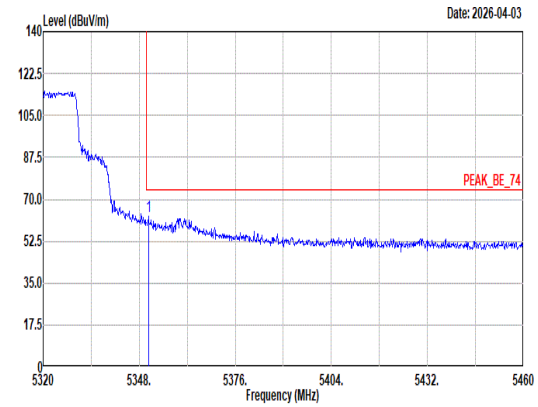 Site : 03CH15-HY Condition: PEAK_BE_74 3m 9120D-02294_250606 HORIZONTAL : RBW:1000.000kHz VBW:3000.000kHz SWT:Auto Freq Level Limit Line Margin Read Level Ant Factor Cable Loss Preamp Factor Aux Factor APos TPos Remark MHz dBuV/m dBuV/m dB dBuV dB/m dB dB dB cm deg 1 5350.66 63.03 74.00 -10.97 54.04 32.90 12.99 36.90 0.00 200 87 Peak	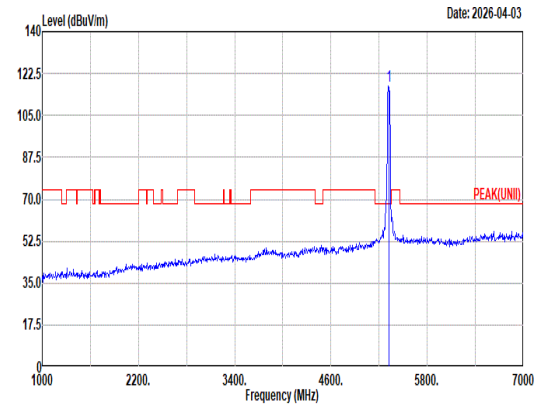 Site : 03CH15-HY Condition: PEAK(UNII) 3m 9120D-02294_250606 HORIZONTAL : RBW:1000.000kHz VBW:3000.000kHz SWT:Auto Freq Level Limit Line Margin Read Level Ant Factor Cable Loss Preamp Factor Aux Factor APos TPos Remark MHz dBuV/m dBuV/m dB dBuV dB/m dB dB dB cm deg 1 5320.00 117.27 ------ ------ 108.42 32.83 12.92 36.90 0.00 200 87 Peak
Avg	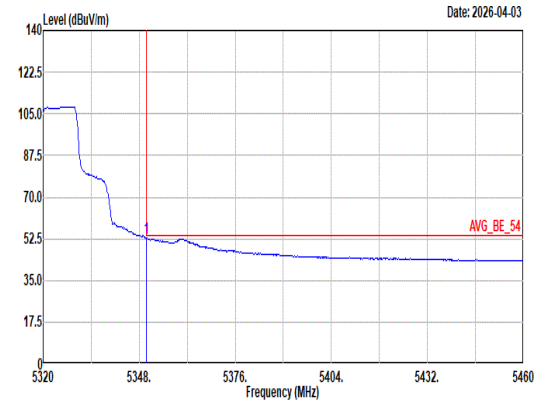 Site : 03CH15-HY Condition: AVG_BE_54 3m 9120D-02294_250606 HORIZONTAL : RBW:1000.000kHz VBW:0.330kHz SWT:Auto Freq Level Limit Line Margin Read Level Ant Factor Cable Loss Preamp Factor Aux Factor APos TPos Remark MHz dBuV/m dBuV/m dB dBuV dB/m dB dB dB cm deg 1 5350.10 52.94 54.00 -1.06 43.95 32.90 12.99 36.90 0.00 200 87 Average	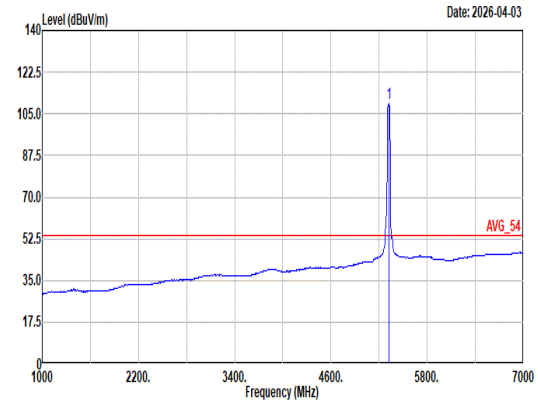 Site : 03CH15-HY Condition: AVG_54 3m 9120D-02294_250606 HORIZONTAL : RBW:1000.000kHz VBW:0.330kHz SWT:Auto Freq Level Limit Line Margin Read Level Ant Factor Cable Loss Preamp Factor Aux Factor APos TPos Remark MHz dBuV/m dBuV/m dB dBuV dB/m dB dB dB cm deg 1 5320.00 109.14 ------ ------ 100.25 32.85 12.94 36.90 0.00 200 87 Average

Mode	9	
	Band Edge	
	U-NII-2A_5.25-5.35_802.11be EHT20_CH64_Full RU_5320MHz	
ANT	DB 1+2+3+4(TXBF)	
Pol.	Vertical	Fundamental
Peak	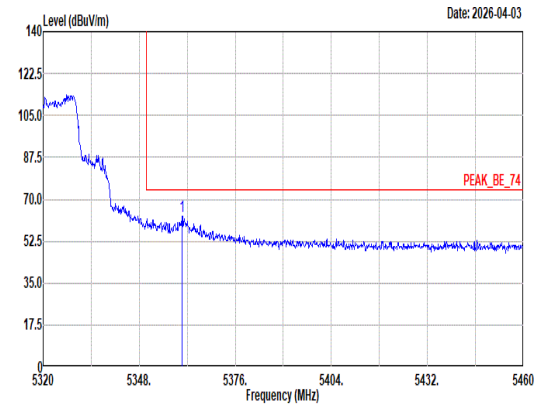 Site : 03CH15-HY Condition: PEAK_BE_74 3m 9120D-02294_250606 VERTICAL : RBW:1000.000kHz VBW:3000.000kHz SWT:Auto Freq Level Limit Line Margin Read Level Ant Factor Cable Loss Preamp Factor Aux Factor APos TPos Remark MHz dBuV/m dBuV/m dB dBuV dB/m dB dB dB cm deg 1 5360.46 62.69 74.00 -11.31 53.71 32.88 13.00 36.90 0.00 161 0 Peak	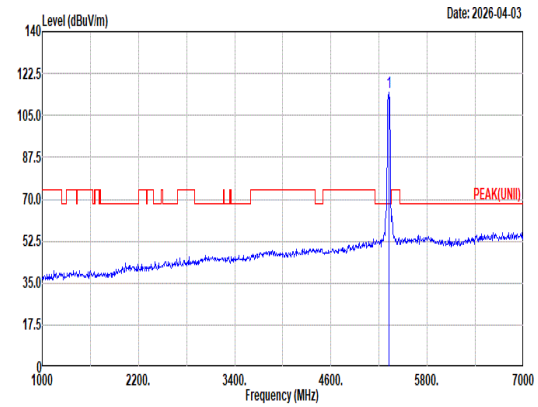 Site : 03CH15-HY Condition: PEAK(UNII) 3m 9120D-02294_250606 VERTICAL : RBW:1000.000kHz VBW:3000.000kHz SWT:Auto Freq Level Limit Line Margin Read Level Ant Factor Cable Loss Preamp Factor Aux Factor APos TPos Remark MHz dBuV/m dBuV/m dB dBuV dB/m dB dB dB cm deg 1 5320.00 114.84 ------ ------ 105.97 32.84 12.93 36.90 0.00 161 0 Peak
Avg	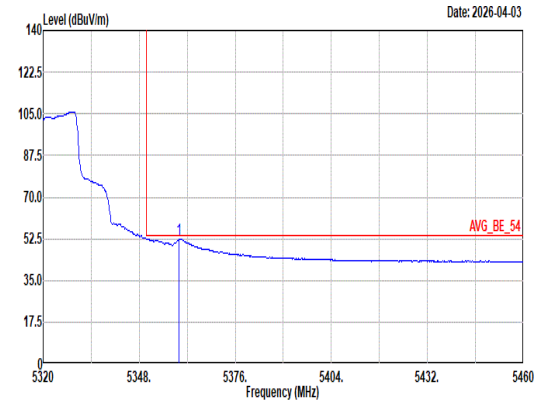 Site : 03CH15-HY Condition: AVG_BE_54 3m 9120D-02294_250606 VERTICAL : RBW:1000.000kHz VBW:0.330kHz SWT:Auto Freq Level Limit Line Margin Read Level Ant Factor Cable Loss Preamp Factor Aux Factor APos TPos Remark MHz dBuV/m dBuV/m dB dBuV dB/m dB dB dB cm deg 1 5359.62 52.39 54.00 -1.61 43.41 32.88 13.00 36.90 0.00 161 0 Average	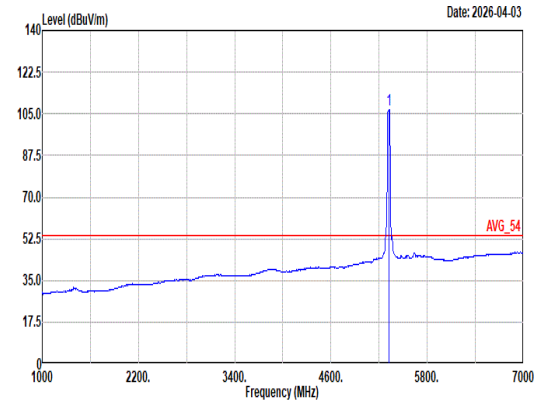 Site : 03CH15-HY Condition: AVG_54 3m 9120D-02294_250606 VERTICAL : RBW:1000.000kHz VBW:0.330kHz SWT:Auto Freq Level Limit Line Margin Read Level Ant Factor Cable Loss Preamp Factor Aux Factor APos TPos Remark MHz dBuV/m dBuV/m dB dBuV dB/m dB dB dB cm deg 1 5320.00 106.73 ------ ------ 97.84 32.85 12.94 36.90 0.00 161 0 Average

Mode	9	
	Harmonic	
	U-NII-2A_5.25-5.35_802.11be EHT20_CH64_Full RU_5320MHz	
ANT	DB 1+2+3+4(TXBF)	
Pol.	Horizontal	Vertical
Peak Avg	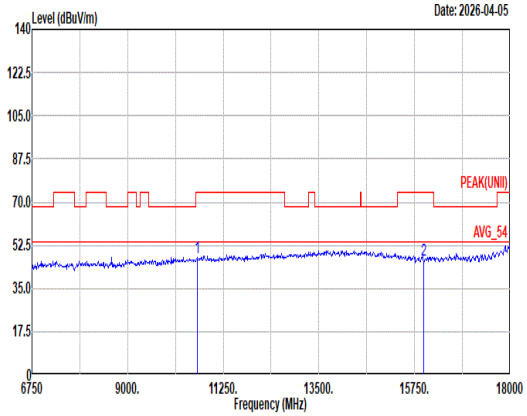 Site : 03CH15-HY Condition: PEAK(UNII) 3m 9120D-02294_250606 HORIZONTAL Freq Level Limit Line Margin Read Level Ant Factor Cable Loss Preamp Factor Aux Factor APos TPos Remark MHz dBuV/m dBuV/m dB dBuV dB/m dB dB dB cm deg 1 10640.00 47.35 74.00 -26.65 47.77 39.08 18.52 58.70 0.68 -- -- Peak 2 15960.00 46.72 74.00 -27.28 44.21 37.76 22.96 58.67 0.46 -- -- Peak	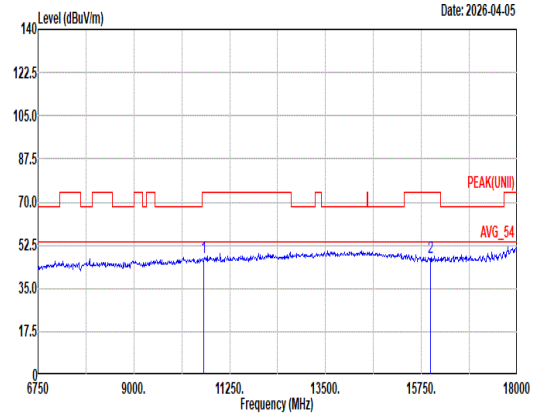 Site : 03CH15-HY Condition: PEAK(UNII) 3m 9120D-02294_250606 VERTICAL Freq Level Limit Line Margin Read Level Ant Factor Cable Loss Preamp Factor Aux Factor APos TPos Remark MHz dBuV/m dBuV/m dB dBuV dB/m dB dB dB cm deg 1 10640.00 47.67 74.00 -26.33 48.09 39.08 18.52 58.70 0.68 -- -- Peak 2 15960.00 47.42 74.00 -26.58 44.91 37.76 22.96 58.67 0.46 -- -- Peak

Mode	9	
	Harmonic	
	U-NII-2A_5.25-5.35_802.11be EHT20_CH64_Full RU_5320MHz	
ANT	DB 1+2+3+4(TXBF)	
Pol.	Horizontal	Vertical
14.47G ~14.5G Avg	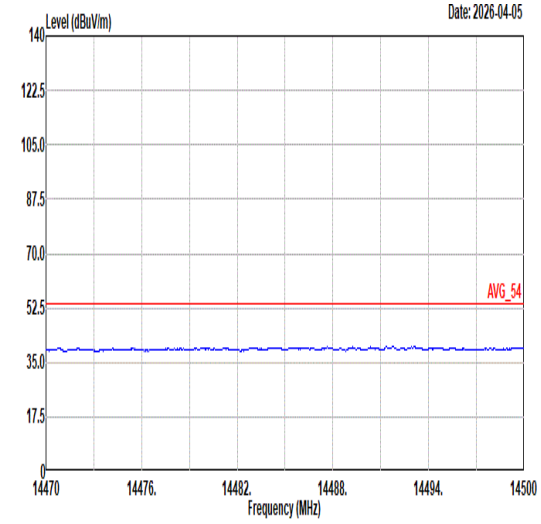 Site : 03CH15-HY Condition: AVG_54 3m 9120D-02294_250606 HORIZONTAL	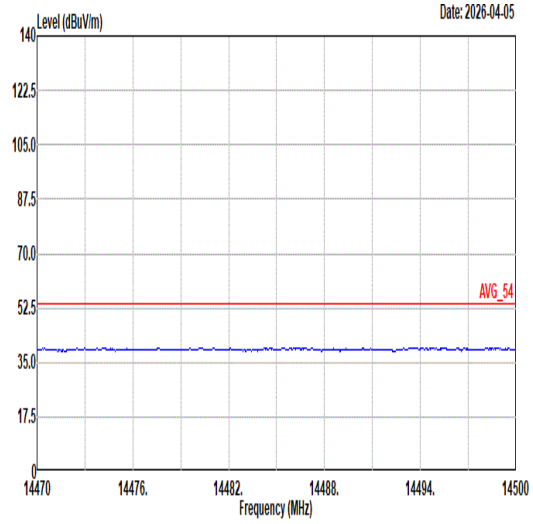 Site : 03CH15-HY Condition: AVG_54 3m 9120D-02294_250606 VERTICAL
17.7G ~18G Avg	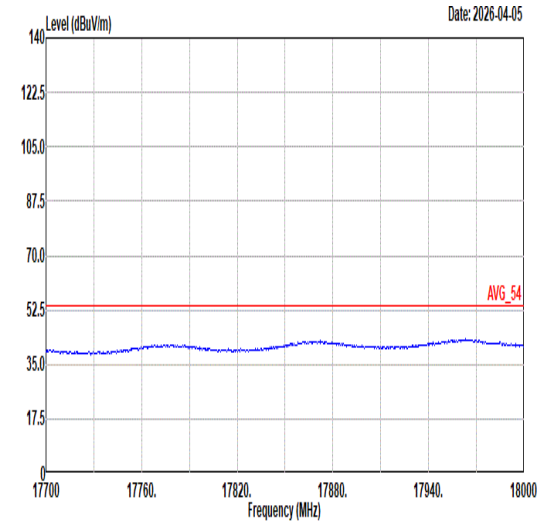 Site : 03CH15-HY Condition: AVG_54 3m 9120D-02294_250606 HORIZONTAL	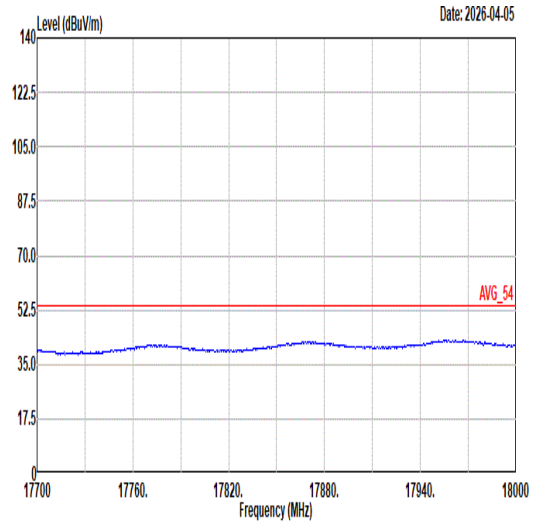 Site : 03CH15-HY Condition: AVG_54 3m 9120D-02294_250606 VERTICAL