Mode	1	
	Harmonic	
	U-NII-3_5.725-5.85_802.11a_CH149_5745MHz	
ANT	DB 1+2+3+4(CDD)	
Pol.	Horizontal	Vertical
Peak Avg	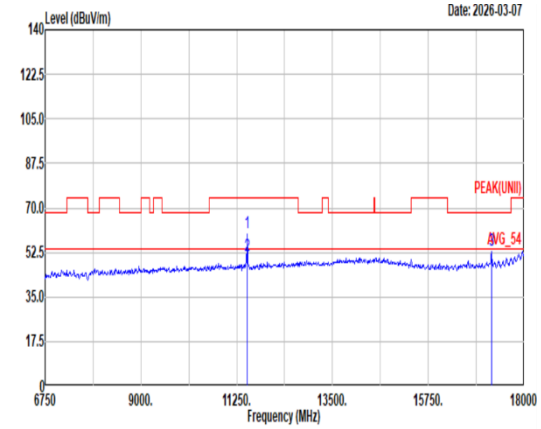 Site : 03CH15-HY Condition: PEAK(UNII) 3m 9120D-02294_250606 HORIZONTAL Freq Level Limit Line Margin Read Level Ant Factor Cable Loss Preamp Factor Aux Factor APos TPos Remark MHz dBuV/m dBuV/m dB dBuV dB/m dB dB dB cm deg 1 11490.00 60.16 74.00 -13.84 59.27 39.01 19.33 58.03 0.58 192 207 Peak 2 11490.00 51.02 54.00 -2.98 50.13 39.01 19.33 58.03 0.58 192 207 Average 3 17235.00 53.36 68.20 -14.84 50.61 38.44 23.89 60.02 0.44 310 147 Peak	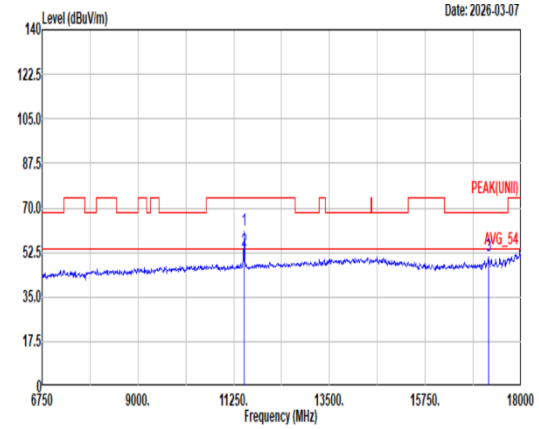 Site : 03CH15-HY Condition: PEAK(UNII) 3m 9120D-02294_250606 VERTICAL Freq Level Limit Line Margin Read Level Ant Factor Cable Loss Preamp Factor Aux Factor APos TPos Remark MHz dBuV/m dBuV/m dB dBuV dB/m dB dB dB cm deg 1 11490.00 61.32 74.00 -12.68 60.43 39.01 19.33 58.03 0.58 246 99 Peak 2 11490.00 53.15 54.00 -0.85 52.26 39.01 19.33 58.03 0.58 246 99 Average 3 17235.00 51.31 68.20 -16.89 48.56 38.44 23.89 60.02 0.44 400 85 Peak

Mode	1	
	Harmonic	
	U-NII-3_5.725-5.85_802.11a_CH149_5745MHz	
ANT	DB 1+2+3+4(CDD)	
Pol.	Horizontal	Vertical
14.47G ~14.5G Avg	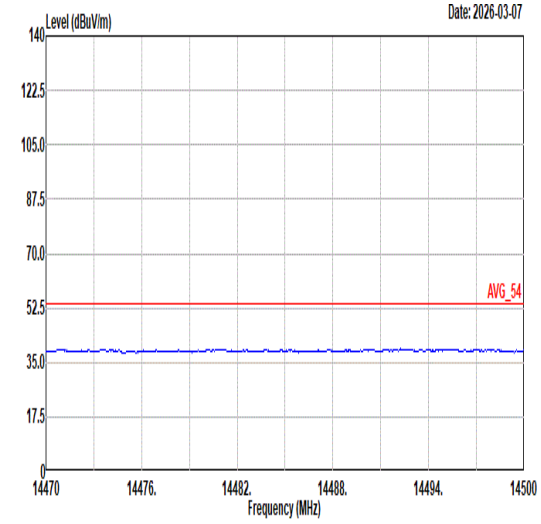 Site : 03CH15-HY Condition: AVG_54 3m 9120D-02294_250606 HORIZONTAL	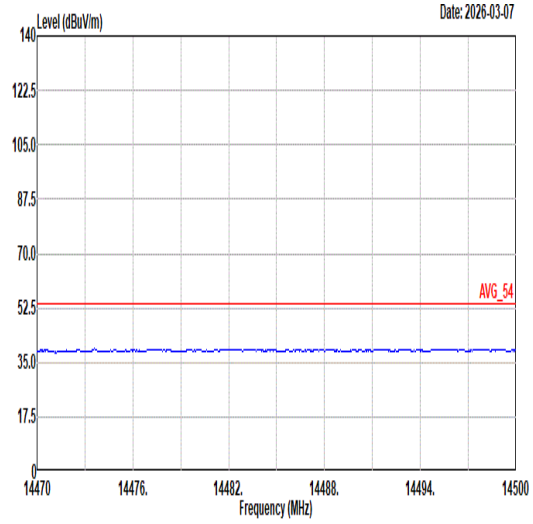 Site : 03CH15-HY Condition: AVG_54 3m 9120D-02294_250606 VERTICAL
17.7G ~18G Avg	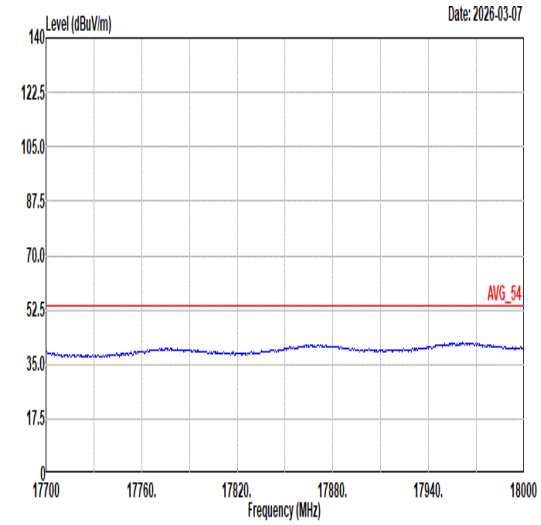 Site : 03CH15-HY Condition: AVG_54 3m 9120D-02294_250606 HORIZONTAL	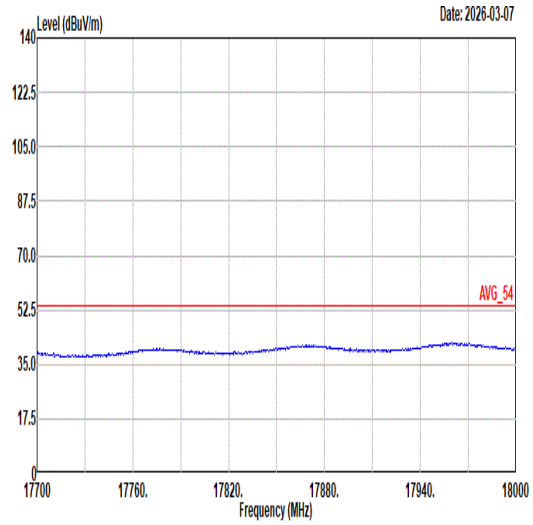 Site : 03CH15-HY Condition: AVG_54 3m 9120D-02294_250606 VERTICAL

Mode	2	
	Band Edge - L	
	U-NII-3_5.725-5.85_802.11a_CH157_5785MHz	
ANT	DB 1+2+3+4(CDD)	
Pol.	Horizontal	Fundamental
Peak	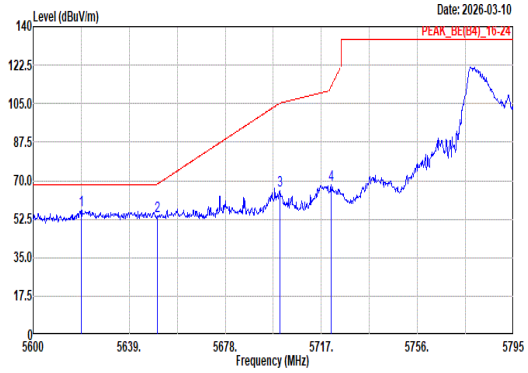 Site : 03CH15-HY Condition: PEAK_BE(B4)_16-24 3m 9120D-02294_250606 HORIZONTAL : RBW:1000.000kHz VBW:3000.000kHz SWT:Auto Freq Level Limit Line Margin Read Level Ant Factor Cable Loss Preamp Factor Aux Factor APos TPos Remark MHz dBuV/m dBuV/m dB dBuV dB/m dB dB dB cm deg 1 5619.50 56.46 68.20 -11.74 47.11 33.02 13.21 36.88 0.00 200 88 Peak 2 5650.31 53.79 68.43 -14.64 44.21 33.20 13.25 36.87 0.00 200 88 Peak 3 5700.04 65.72 105.21 -39.49 55.55 33.70 13.33 36.86 0.00 200 88 Peak 4 5720.90 68.03 112.85 -44.82 57.75 33.78 13.36 36.86 0.00 200 88 Peak	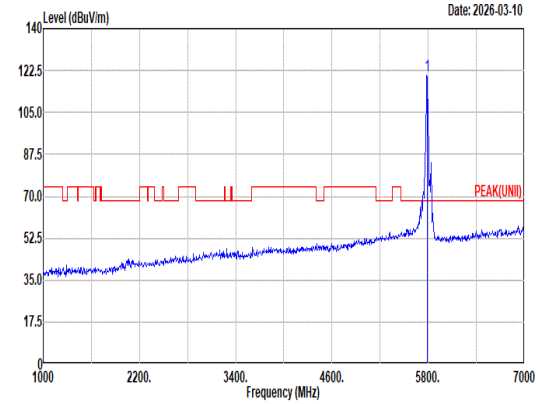 Site : 03CH15-HY Condition: PEAK(UNII) 3m 9120D-02294_250606 HORIZONTAL : RBW:1000.000kHz VBW:3000.000kHz SWT:Auto Freq Level Limit Line Margin Read Level Ant Factor Cable Loss Preamp Factor Aux Factor APos TPos Remark MHz dBuV/m dBuV/m dB dBuV dB/m dB dB dB cm deg 1 5785.00 120.40 ------ ------ 109.78 34.03 13.44 36.85 0.00 200 88 Peak
Avg	Blank	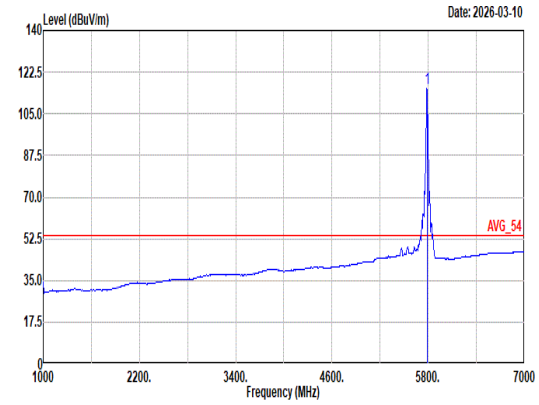 Site : 03CH15-HY Condition: AVG_54 3m 9120D-02294_250606 HORIZONTAL : RBW:1000.000kHz VBW:0.510kHz SWT:Auto Freq Level Limit Line Margin Read Level Ant Factor Cable Loss Preamp Factor Aux Factor APos TPos Remark MHz dBuV/m dBuV/m dB dBuV dB/m dB dB dB cm deg 1 5785.00 115.45 ------ ------ 104.86 34.00 13.44 36.85 0.00 200 88 Average

Mode	2	
	Band Edge - R	
	U-NII-3_5.725-5.85_802.11a_CH157_5785MHz	
ANT	DB 1+2+3+4(CDD)	
Pol.	Horizontal	Fundamental
Peak	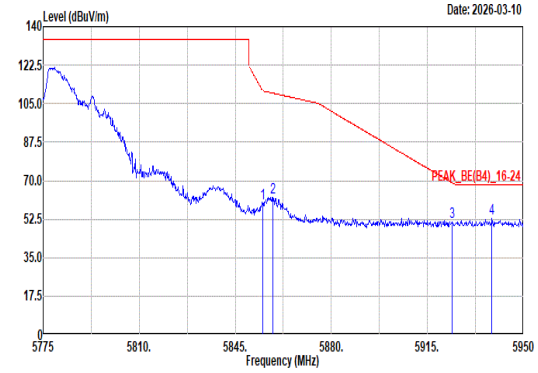 Site : 03CH15-HY Condition: PEAK_BE(B4)_16-24 3m 9120D-02294_250606 HORIZONTAL : RBW:1000.000kHz VBW:3000.000kHz SWT:Auto Limit Read Ant Cable Preamp Aux APos TPos Freq Level Line Margin Level Factor Loss Factor Factor Remark MHz dBuV/m dBuV/m dB dBuV dB/m dB dB dB cm deg 1 5854.98 59.88 110.86 -50.98 49.03 34.12 13.57 36.84 0.00 200 88 Peak 2 5858.65 62.34 109.78 -47.44 51.47 34.13 13.58 36.84 0.00 200 88 Peak 3 5924.10 51.24 68.86 -17.62 40.11 34.25 13.70 36.82 0.00 200 88 Peak 4 5938.45 52.65 68.20 -15.55 41.52 34.22 13.73 36.82 0.00 200 88 Peak	Blank

Mode	2	
	Band Edge - L	
	U-NII-3_5.725-5.85_802.11a_CH157_5785MHz	
ANT	DB 1+2+3+4(CDD)	
Pol.	Vertical	Fundamental
Peak	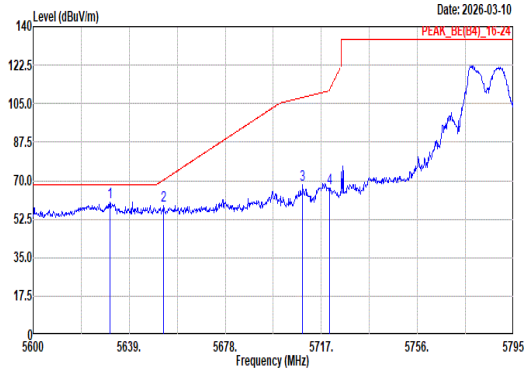 Site : 03CH15-HY Condition: PEAK_BE(B4)_16-24 3m 9120D-02294_250606 VERTICAL : RBW:1000.000kHz VBW:3000.000kHz SWT:Auto Freq Level Limit Line Margin Read Level Ant Factor Cable Loss Preamp Factor Aux Factor APos TPos Remark MHz dBuV/m dBuV/m dB dBuV dB/m dB dB dB cm deg 1 5631.20 60.36 68.20 -7.84 50.92 33.09 13.23 36.88 0.00 307 351 Peak 2 5653.04 58.71 70.46 -11.75 49.09 33.23 13.26 36.87 0.00 307 351 Peak 3 5709.40 67.96 107.83 -39.87 57.74 33.74 13.34 36.86 0.00 307 351 Peak 4 5720.32 66.39 111.52 -45.13 56.12 33.78 13.35 36.86 0.00 307 351 Peak	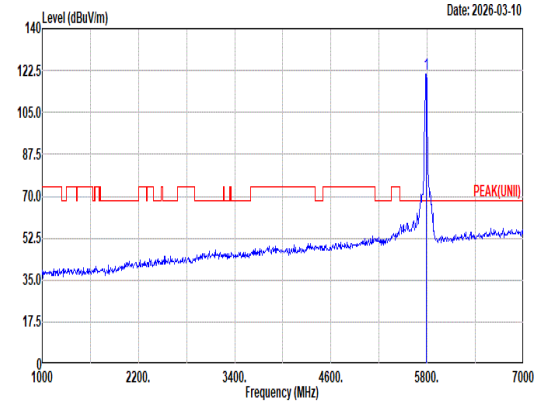 Site : 03CH15-HY Condition: PEAK(UNII) 3m 9120D-02294_250606 VERTICAL : RBW:1000.000kHz VBW:3000.000kHz SWT:Auto Freq Level Limit Line Margin Read Level Ant Factor Cable Loss Preamp Factor Aux Factor APos TPos Remark MHz dBuV/m dBuV/m dB dBuV dB/m dB dB dB cm deg 1 5785.00 121.17 ------ ------ 110.52 34.05 13.45 36.85 0.00 307 351 Peak
Avg	Blank	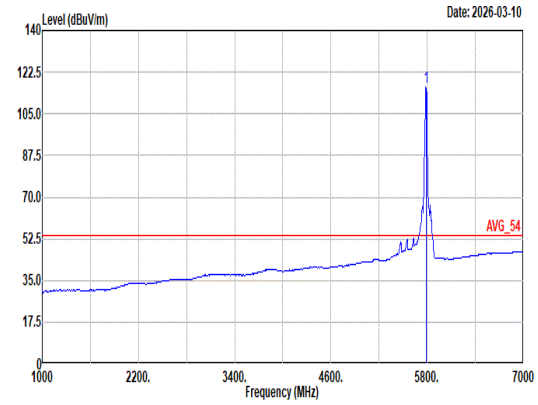 Site : 03CH15-HY Condition: AVG_54 3m 9120D-02294_250606 VERTICAL : RBW:1000.000kHz VBW:0.510kHz SWT:Auto Freq Level Limit Line Margin Read Level Ant Factor Cable Loss Preamp Factor Aux Factor APos TPos Remark MHz dBuV/m dBuV/m dB dBuV dB/m dB dB dB cm deg 1 5785.00 116.11 ------ ------ 105.52 34.00 13.44 36.85 0.00 307 351 Average

Mode	2	
	Band Edge - R	
	U-NII-3_5.725-5.85_802.11a_CH157_5785MHz	
ANT	DB 1+2+3+4(CDD)	
Pol.	Vertical	Fundamental
Peak	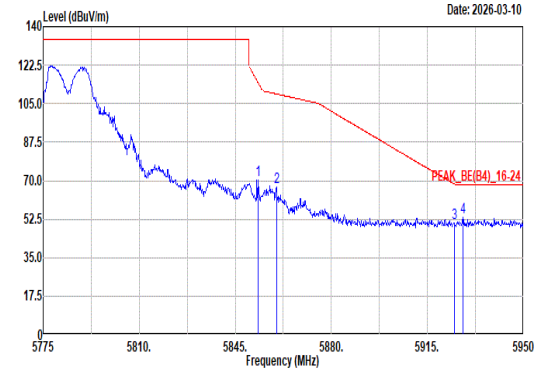 Site : 03CH15-HY Condition: PEAK_BE(B4)_16-24 3m 9120D-02294_250606 VERTICAL : RBW:1000.000kHz VBW:3000.000kHz SWT:Auto Limit Read Ant Cable Preamp Aux APos TPos Freq Level Line Margin Level Factor Loss Factor Factor Remark MHz dBuV/m dBuV/m dB dBuV dB/m dB dB dB cm deg 1 5853.40 70.01 114.45 -44.44 59.17 34.11 13.57 36.84 0.00 307 351 Peak 2 5860.05 67.11 109.38 -42.27 56.23 34.14 13.58 36.84 0.00 307 351 Peak 3 5924.98 50.52 68.22 -17.70 39.39 34.25 13.70 36.82 0.00 307 351 Peak 4 5927.95 53.26 68.20 -14.94 42.13 34.24 13.71 36.82 0.00 307 351 Peak	Blank

Mode	2	
	Harmonic	
	U-NII-3_5.725-5.85_802.11a_CH157_5785MHz	
ANT	DB 1+2+3+4(CDD)	
Pol.	Horizontal	Vertical
Peak Avg	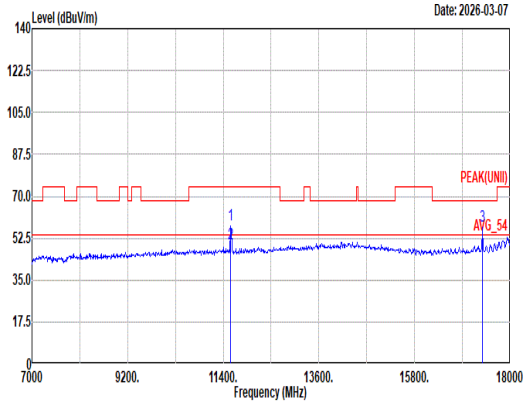 Site : 03CH15-HY Condition: PEAK(UNII) 3m 9120D-02294_250606 HORIZONTAL Freq Level Limit Line Margin Read Level Ant Factor Cable Loss Preamp Factor Aux Factor APos TPos Remark MHz dBuV/m dBuV/m dB dBuV dB/m dB dB dB cm deg 1 11570.00 58.24 74.00 -15.76 57.52 38.72 19.40 57.97 0.57 201 209 Peak 2 11570.00 49.93 54.00 -4.07 49.21 38.72 19.40 57.97 0.57 201 209 Average 3 17355.00 57.63 68.20 -10.57 54.59 38.67 23.97 60.04 0.44 350 150 Peak	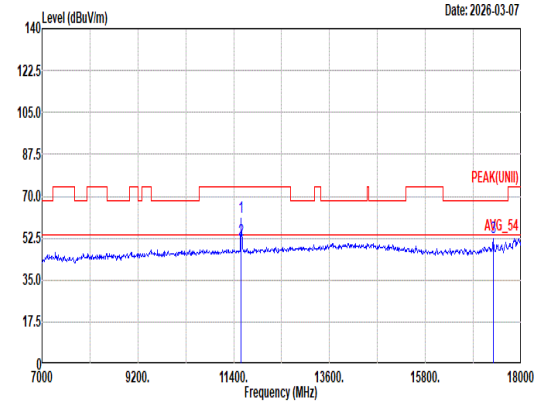 Site : 03CH15-HY Condition: PEAK(UNII) 3m 9120D-02294_250606 VERTICAL Freq Level Limit Line Margin Read Level Ant Factor Cable Loss Preamp Factor Aux Factor APos TPos Remark MHz dBuV/m dBuV/m dB dBuV dB/m dB dB dB cm deg 1 11570.00 61.22 74.00 -12.78 60.50 38.72 19.40 57.97 0.57 324 93 Peak 2 11570.00 51.69 54.00 -2.31 50.97 38.72 19.40 57.97 0.57 324 93 Average 3 17355.00 52.85 68.20 -15.35 49.81 38.67 23.97 60.04 0.44 375 117 Peak

Mode	2	
	Harmonic	
	U-NII-3_5.725-5.85_802.11a_CH157_5785MHz	
ANT	DB 1+2+3+4(CDD)	
Pol.	Horizontal	Vertical
14.47G ~14.5G Avg	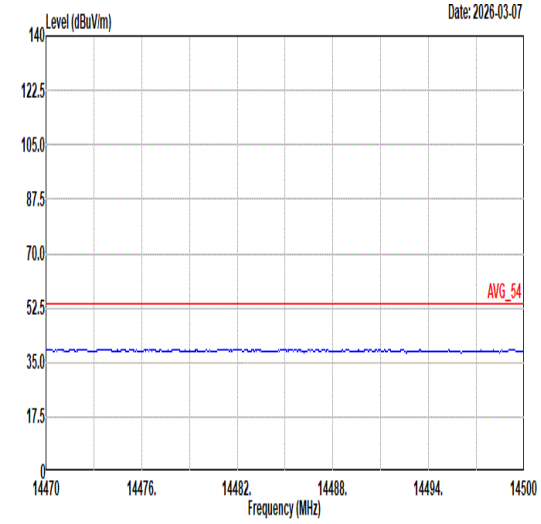 Site : 03CH15-HY Condition: AVG_54 3m 9120D-02294_250606 HORIZONTAL	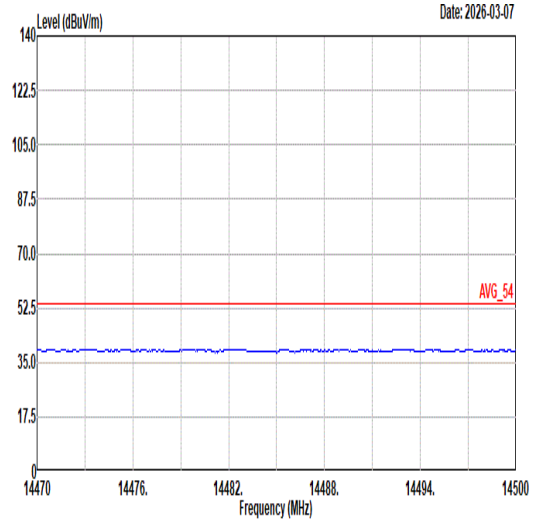 Site : 03CH15-HY Condition: AVG_54 3m 9120D-02294_250606 VERTICAL
17.7G ~18G Avg	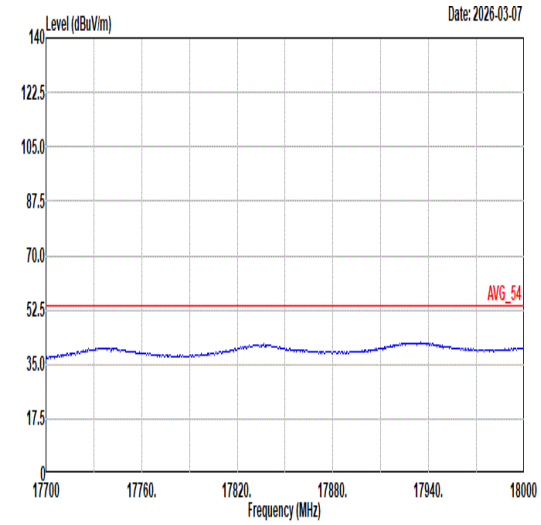 Site : 03CH15-HY Condition: AVG_54 3m 9120D-02294_250606 HORIZONTAL	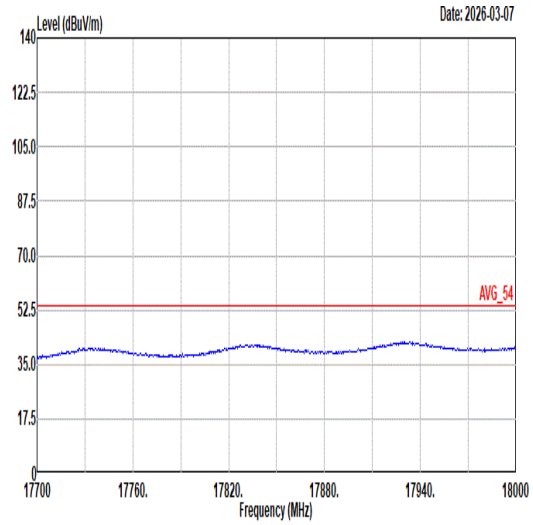 Site : 03CH15-HY Condition: AVG_54 3m 9120D-02294_250606 VERTICAL

Mode	3	
	Band Edge	
	U-NII-3_5.725-5.85_802.11a_CH165_5825MHz	
ANT	DB 1+2+3+4(CDD)	
Pol.	Horizontal	Fundamental
Peak	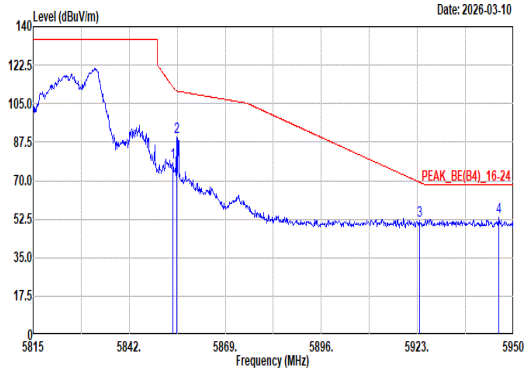 Site : 03CH15-HY Condition: PEAK_BE(B4)_16-24 3m 9120D-02294_250606 HORIZONTAL : RBW:1000.000kHz VBW:3000.000kHz SWT:Auto Freq Level Limit Line Margin Read Level Ant Factor Cable Loss Preamp Factor Aux Factor APos TPos Remark 1 5854.29 78.44 112.43 -33.99 67.59 34.12 13.57 36.84 0.00 345 104 Peak 2 5855.37 89.85 110.70 -20.85 79.00 34.12 13.57 36.84 0.00 345 104 Peak 3 5923.68 51.53 69.18 -17.65 40.40 34.25 13.70 36.82 0.00 345 104 Peak 4 5945.82 53.11 68.20 -15.09 41.98 34.21 13.74 36.82 0.00 345 104 Peak	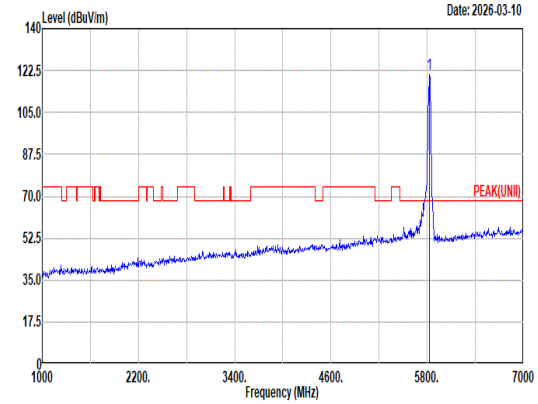 Site : 03CH15-HY Condition: PEAK(UNII) 3m 9120D-02294_250606 HORIZONTAL : RBW:1000.000kHz VBW:3000.000kHz SWT:Auto Freq Level Limit Line Margin Read Level Ant Factor Cable Loss Preamp Factor Aux Factor APos TPos Remark 1 5825.00 120.84 ------ ------ 110.05 34.10 13.53 36.84 0.00 345 104 Peak
Avg	Blank	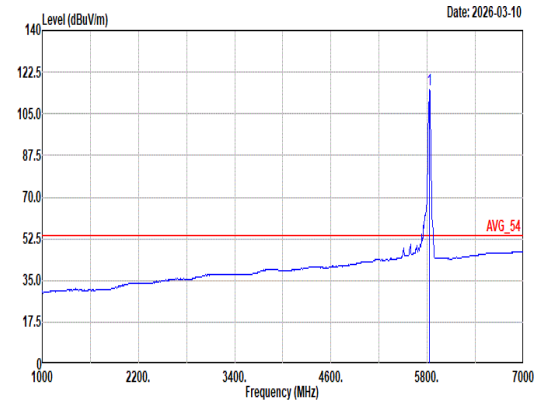 Site : 03CH15-HY Condition: AVG_54 3m 9120D-02294_250606 HORIZONTAL : RBW:1000.000kHz VBW:0.510kHz SWT:Auto Freq Level Limit Line Margin Read Level Ant Factor Cable Loss Preamp Factor Aux Factor APos TPos Remark 1 5825.00 115.42 ------ ------ 104.63 34.10 13.53 36.84 0.00 345 104 Average

Mode	3	
	Band Edge	
	U-NII-3_5.725-5.85_802.11a_CH165_5825MHz	
ANT	DB 1+2+3+4(CDD)	
Pol.	Vertical	Fundamental
Peak	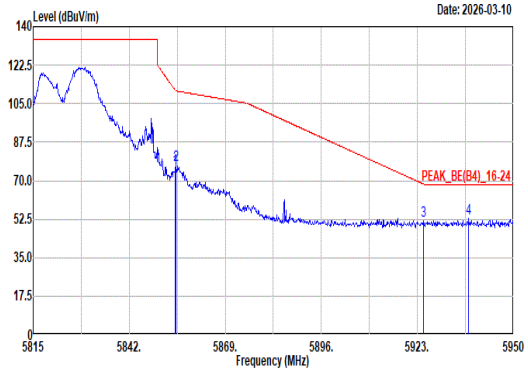 Site : 03CH15-HY Condition: PEAK_BE(B4)_16-24 3m 9120D-02294_250606 VERTICAL : RBW:1000.000kHz VBW:3000.000kHz SWT:Auto Freq Level Limit Line Margin Read Level Ant Factor Cable Loss Preamp Factor Aux Factor APos TPos Remark MHz dBuV/m dBuV/m dB dBuV dB/m dB dB dB cm deg 1 5854.96 75.53 110.89 -35.36 64.68 34.12 13.57 36.84 0.00 318 0 Peak 2 5855.10 77.34 110.77 -33.43 66.49 34.12 13.57 36.84 0.00 318 0 Peak 3 5924.62 51.68 68.48 -16.80 40.55 34.25 13.70 36.82 0.00 318 0 Peak 4 5937.31 52.71 68.20 -15.49 41.58 34.23 13.72 36.82 0.00 318 0 Peak	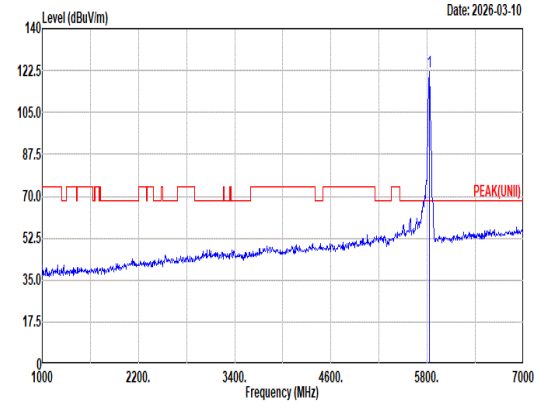 Site : 03CH15-HY Condition: PEAK(UNII) 3m 9120D-02294_250606 VERTICAL : RBW:1000.000kHz VBW:3000.000kHz SWT:Auto Freq Level Limit Line Margin Read Level Ant Factor Cable Loss Preamp Factor Aux Factor APos TPos Remark MHz dBuV/m dBuV/m dB dBuV dB/m dB dB dB cm deg 1 5825.00 121.97 ------ ------ 111.18 34.10 13.53 36.84 0.00 318 0 Peak
Avg	Blank	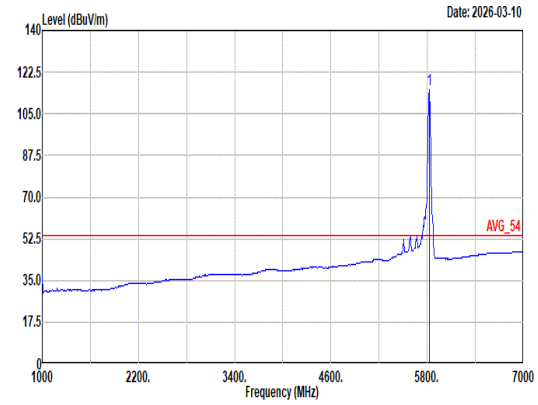 Site : 03CH15-HY Condition: AVG_54 3m 9120D-02294_250606 VERTICAL : RBW:1000.000kHz VBW:0.510kHz SWT:Auto Freq Level Limit Line Margin Read Level Ant Factor Cable Loss Preamp Factor Aux Factor APos TPos Remark MHz dBuV/m dBuV/m dB dBuV dB/m dB dB dB cm deg 1 5825.00 115.33 ------ ------ 104.54 34.10 13.53 36.84 0.00 318 0 Average

Mode	3	
	Harmonic	
	U-NII-3_5.725-5.85_802.11a_CH165_5825MHz	
ANT	DB 1+2+3+4(CDD)	
Pol.	Horizontal	Vertical
Peak Avg	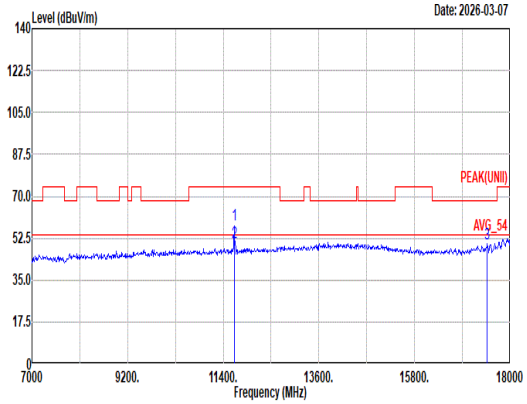 Site : 03CH15-HY Condition: PEAK(UNII) 3m 9120D-02294_250606 HORIZONTAL Freq Level Limit Line Margin Read Level Ant Factor Cable Loss Preamp Factor Aux Factor APos TPos Remark MHz dBuV/m dBuV/m dB dBuV dB/m dB dB dB cm deg 1 11650.00 58.36 74.00 -15.64 57.55 38.70 19.47 57.92 0.56 305 62 Peak 2 11650.00 50.76 54.00 -3.24 49.95 38.70 19.47 57.92 0.56 305 62 Average 3 17475.00 50.28 68.20 -17.92 47.13 38.72 24.05 60.06 0.44 -- -- Peak	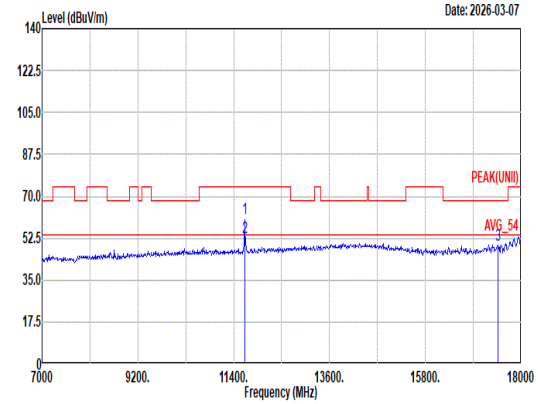 Site : 03CH15-HY Condition: PEAK(UNII) 3m 9120D-02294_250606 VERTICAL Freq Level Limit Line Margin Read Level Ant Factor Cable Loss Preamp Factor Aux Factor APos TPos Remark MHz dBuV/m dBuV/m dB dBuV dB/m dB dB dB cm deg 1 11650.00 60.94 74.00 -13.06 60.13 38.70 19.47 57.92 0.56 400 94 Peak 2 11650.00 52.92 54.00 -1.08 52.11 38.70 19.47 57.92 0.56 400 94 Average 3 17475.00 49.41 68.20 -18.79 46.26 38.72 24.05 60.06 0.44 -- -- Peak

Mode	3	
	Harmonic	
	U-NII-3_5.725-5.85_802.11a_CH165_5825MHz	
ANT	DB 1+2+3+4(CDD)	
Pol.	Horizontal	Vertical
14.47G ~14.5G Avg	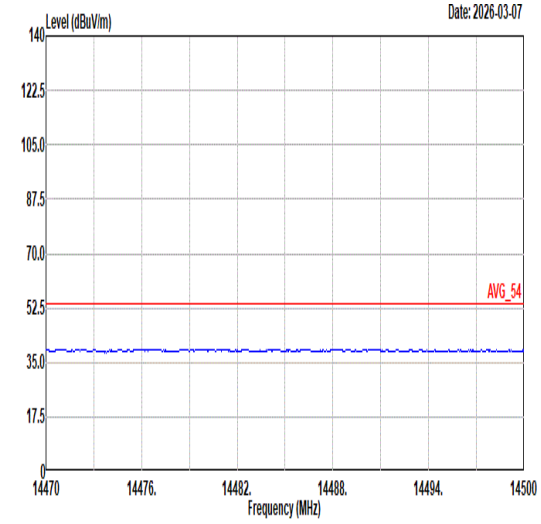 Site : 03CH15-HY Condition: AVG_54 3m 9120D-02294_250606 HORIZONTAL	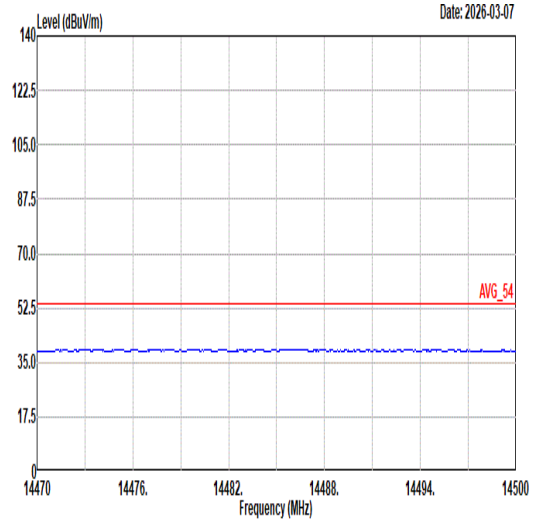 Site : 03CH15-HY Condition: AVG_54 3m 9120D-02294_250606 VERTICAL
17.7G ~18G Avg	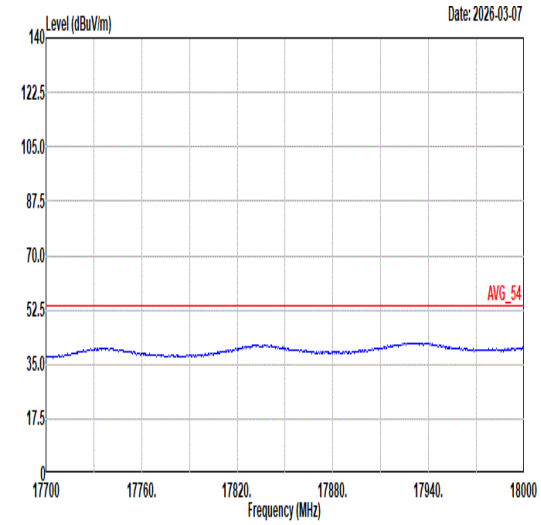 Site : 03CH15-HY Condition: AVG_54 3m 9120D-02294_250606 HORIZONTAL	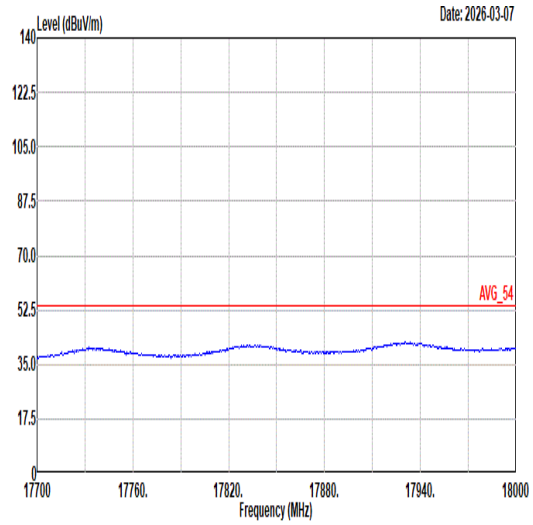 Site : 03CH15-HY Condition: AVG_54 3m 9120D-02294_250606 VERTICAL

Mode	4	
	Band Edge	
	U-NII-3_5.725-5.85_802.11be EHT20_CH149_Full RU_5745MHz	
ANT	DB 1+2+3+4(CDD)	
Pol.	Horizontal	Fundamental
Peak	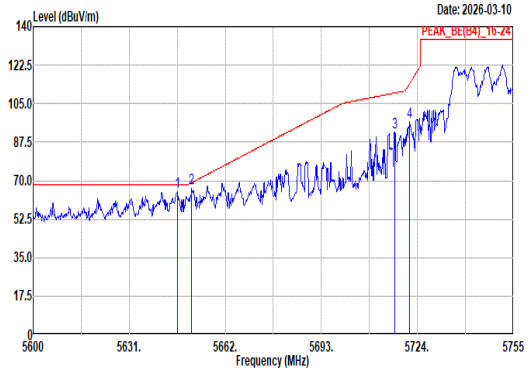 Site : 03CH15-HY Condition: PEAK_BE(B4)_16-24 3m 9120D-02294_250606 HORIZONTAL : RBW:1000.000kHz VBW:3000.000kHz SWT:Auto Freq Level Limit Line Margin Read Level Ant Factor Cable Loss Preamp Factor Aux Factor APos TPos Remark MHz dBuV/m dBuV/m dB dBuV dB/m dB dB dB cm deg 1 5646.50 65.19 68.20 -3.01 55.63 33.18 13.25 36.87 0.00 169 91 Peak 2 5651.15 66.49 69.05 -2.56 56.90 33.21 13.25 36.87 0.00 169 91 Peak 3 5716.72 91.86 109.88 -18.02 81.60 33.77 13.35 36.86 0.00 169 91 Peak 4 5721.52 96.71 114.27 -17.56 86.42 33.79 13.36 36.86 0.00 169 91 Peak	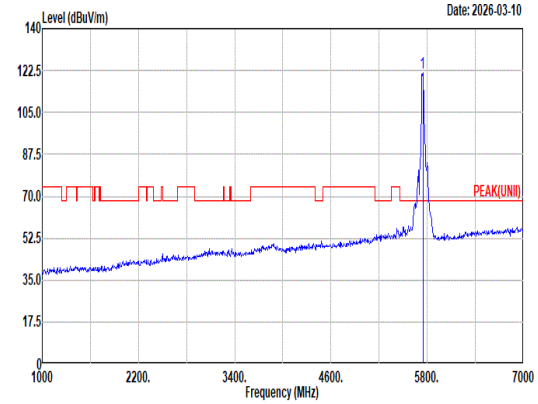 Site : 03CH15-HY Condition: PEAK(UNII) 3m 9120D-02294_250606 HORIZONTAL : RBW:1000.000kHz VBW:3000.000kHz SWT:Auto Freq Level Limit Line Margin Read Level Ant Factor Cable Loss Preamp Factor Aux Factor APos TPos Remark MHz dBuV/m dBuV/m dB dBuV dB/m dB dB dB cm deg 1 5745.00 121.50 ------ ------ 111.09 33.88 13.39 36.86 0.00 169 91 Peak
Avg	Blank	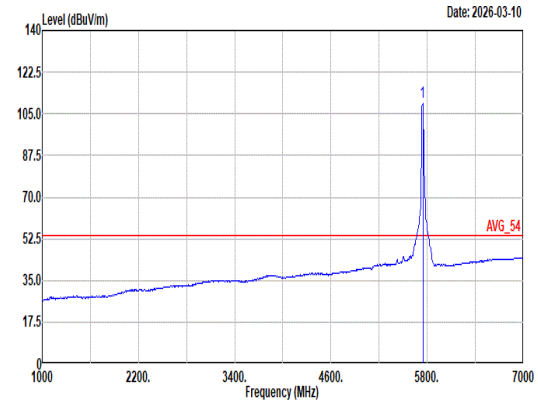 Site : 03CH15-HY Condition: AVG_54 3m 9120D-02294_250606 HORIZONTAL : RBW:1000.000kHz VBW:3000.000kHz SWT:Auto Freq Level Limit Line Margin Read Level Ant Factor Cable Loss Preamp Factor Aux Factor APos TPos Remark MHz dBuV/m dBuV/m dB dBuV dB/m dB dB dB cm deg 1 5745.00 109.89 ------ ------ 99.43 33.91 13.40 36.85 0.00 169 91 Average

Mode	4	
	Band Edge	
	U-NII-3_5.725-5.85_802.11be EHT20_CH149_Full RU_5745MHz	
ANT	DB 1+2+3+4(CDD)	
Pol.	Vertical	Fundamental
Peak	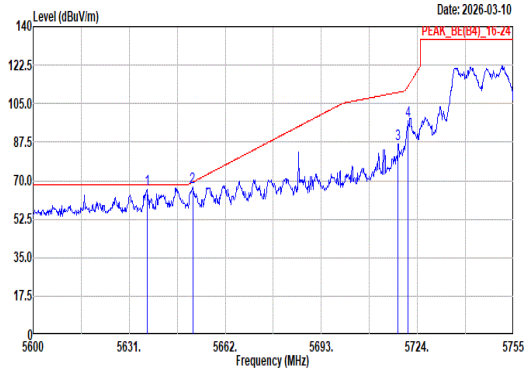 Site : 03CH15-HY Condition: PEAK_BE(B4)_16-24 3m 9120D-02294_250606 VERTICAL : RBW:1000.000kHz VBW:3000.000kHz SWT:Auto Freq Level Limit Line Margin Read Level Ant Factor Cable Loss Preamp Factor Aux Factor APos TPos Remark MHz dBuV/m dBuV/m dB dBuV dB/m dB dB dB cm deg 1 5636.89 65.92 68.20 -2.28 56.45 33.12 13.23 36.88 0.00 300 349 Peak 2 5651.46 67.06 69.29 -2.23 57.47 33.21 13.25 36.87 0.00 300 349 Peak 3 5717.80 86.70 110.18 -23.48 76.44 33.77 13.35 36.86 0.00 300 349 Peak 4 5721.06 97.35 113.21 -15.86 87.07 33.78 13.36 36.86 0.00 300 349 Peak	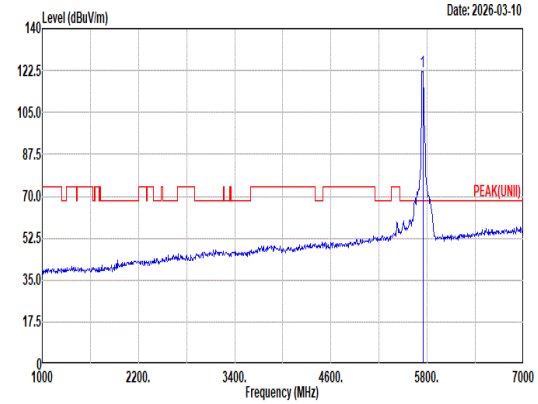 Site : 03CH15-HY Condition: PEAK(UNII) 3m 9120D-02294_250606 VERTICAL : RBW:1000.000kHz VBW:3000.000kHz SWT:Auto Freq Level Limit Line Margin Read Level Ant Factor Cable Loss Preamp Factor Aux Factor APos TPos Remark MHz dBuV/m dBuV/m dB dBuV dB/m dB dB dB cm deg 1 5745.00 122.25 ------ ------ 111.84 33.88 13.39 36.86 0.00 300 349 Peak
Avg	Blank	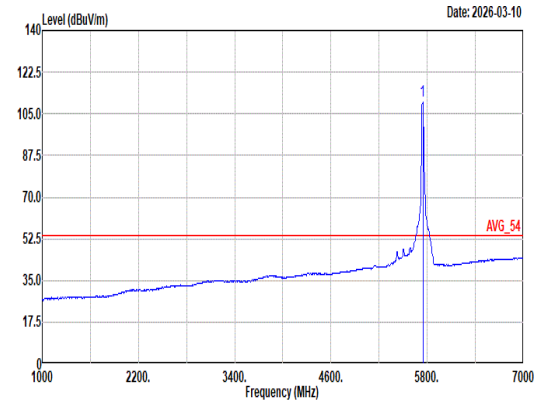 Site : 03CH15-HY Condition: AVG_54 3m 9120D-02294_250606 VERTICAL : RBW:1000.000kHz VBW:3000.000kHz SWT:Auto Freq Level Limit Line Margin Read Level Ant Factor Cable Loss Preamp Factor Aux Factor APos TPos Remark MHz dBuV/m dBuV/m dB dBuV dB/m dB dB dB cm deg 1 5745.00 110.34 ------ ------ 99.96 33.86 13.38 36.86 0.00 300 349 Average

Mode	4	
	Harmonic	
	U-NII-3_5.725-5.85_802.11be EHT20_CH149_Full RU_5745MHz	
ANT	DB 1+2+3+4(CDD)	
Pol.	Horizontal	Vertical
Peak Avg	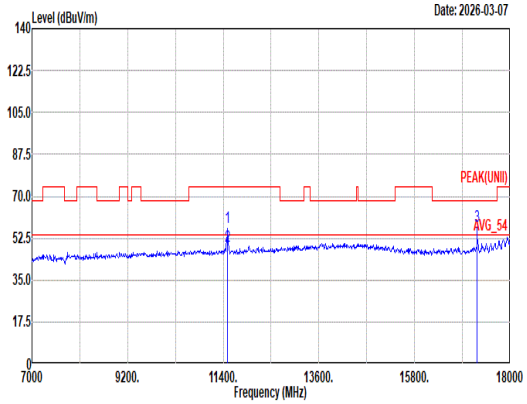 Site : 03CH15-HY Condition: PEAK(UNII) 3m 9120D-02294_250606 HORIZONTAL Freq Level Limit Line Margin Read Level Ant Factor Cable Loss Preamp Factor Aux Factor APos TPos Remark MHz dBuV/m dBuV/m dB dBuV dB/m dB dB dB cm deg 1 11490.00 56.86 74.00 -17.14 56.08 39.01 19.33 58.03 0.47 204 207 Peak 2 11490.00 48.99 54.00 -5.01 48.21 39.01 19.33 58.03 0.47 204 207 Average 3 17235.00 57.48 68.20 -10.72 54.69 38.44 23.89 60.02 0.48 309 198 Peak	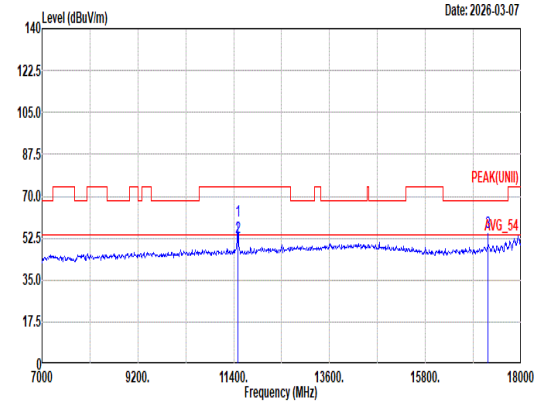 Site : 03CH15-HY Condition: PEAK(UNII) 3m 9120D-02294_250606 VERTICAL Freq Level Limit Line Margin Read Level Ant Factor Cable Loss Preamp Factor Aux Factor APos TPos Remark MHz dBuV/m dBuV/m dB dBuV dB/m dB dB dB cm deg 1 11490.00 59.58 74.00 -14.42 58.80 39.01 19.33 58.03 0.47 400 99 Peak 2 11490.00 52.68 54.00 -1.32 51.90 39.01 19.33 58.03 0.47 400 99 Average 3 17235.00 55.12 68.20 -13.08 52.33 38.44 23.89 60.02 0.48 400 77 Peak

Mode	4	
	Harmonic	
	U-NII-3_5.725-5.85_802.11be EHT20_CH149_Full RU_5745MHz	
ANT	DB 1+2+3+4(CDD)	
Pol.	Horizontal	Vertical
14.47G ~14.5G Avg	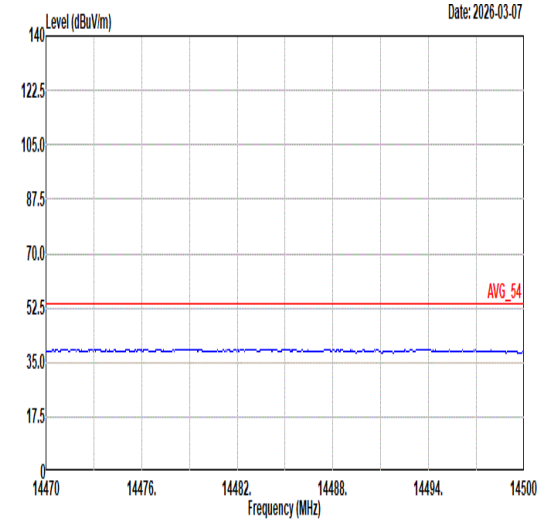 Site : 03CH15-HY Condition: AVG_54 3m 9120D-02294_250606 HORIZONTAL	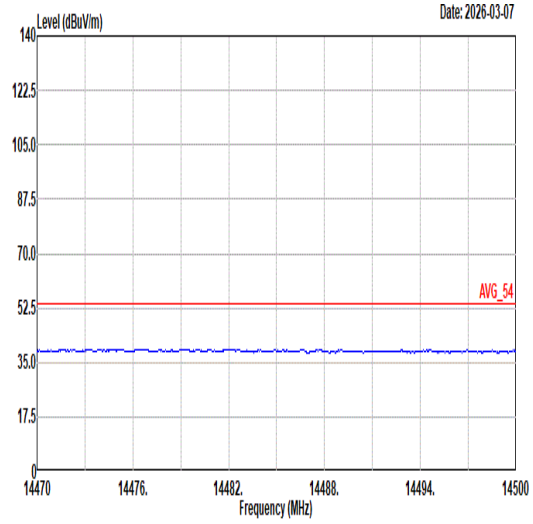 Site : 03CH15-HY Condition: AVG_54 3m 9120D-02294_250606 VERTICAL
17.7G ~18G Avg	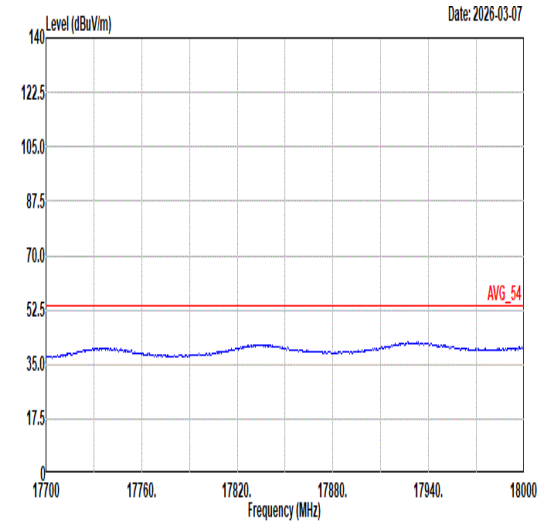 Site : 03CH15-HY Condition: AVG_54 3m 9120D-02294_250606 HORIZONTAL	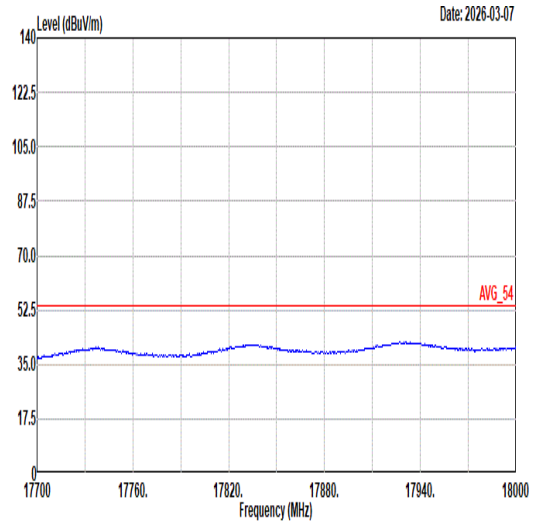 Site : 03CH15-HY Condition: AVG_54 3m 9120D-02294_250606 VERTICAL

Mode	5	
	Band Edge - L	
	U-NII-3_5.725-5.85_802.11be EHT20_CH157_Full RU_5785MHz	
ANT	DB 1+2+3+4(CDD)	
Pol.	Horizontal	Fundamental
Peak	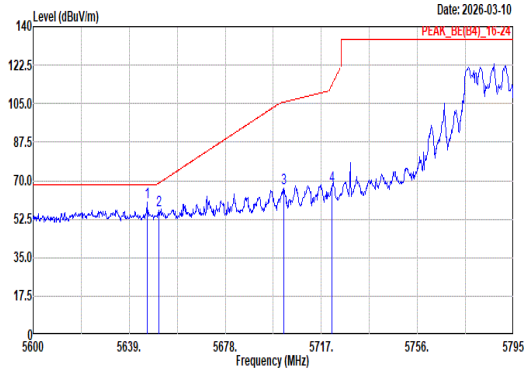 Site : 03CH15-HY Condition: PEAK_BE(B4)_16-24 3m 9120D-02294_250606 HORIZONTAL : RBW:1000.000kHz VBW:3000.000kHz SWT:Auto Freq Level Limit Line Margin Read Level Ant Factor Cable Loss Preamp Factor Aux Factor APos TPos Remark MHz dBuV/m dBuV/m dB dBuV dB/m dB dB dB cm deg 1 5646.22 60.24 68.20 -7.96 50.68 33.18 13.25 36.87 0.00 208 90 Peak 2 5650.90 56.35 68.87 -12.52 46.76 33.21 13.25 36.87 0.00 208 90 Peak 3 5701.79 66.78 105.70 -38.92 56.60 33.71 13.33 36.86 0.00 208 90 Peak 4 5721.29 67.81 113.74 -45.93 57.52 33.79 13.36 36.86 0.00 208 90 Peak	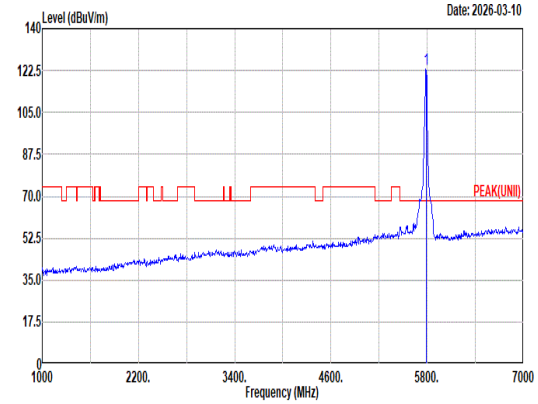 Site : 03CH15-HY Condition: PEAK(UNII) 3m 9120D-02294_250606 HORIZONTAL : RBW:1000.000kHz VBW:3000.000kHz SWT:Auto Freq Level Limit Line Margin Read Level Ant Factor Cable Loss Preamp Factor Aux Factor APos TPos Remark MHz dBuV/m dBuV/m dB dBuV dB/m dB dB dB cm deg 1 5785.00 122.87 ------ ------ 112.28 34.00 13.44 36.85 0.00 208 90 Peak
Avg	Blank	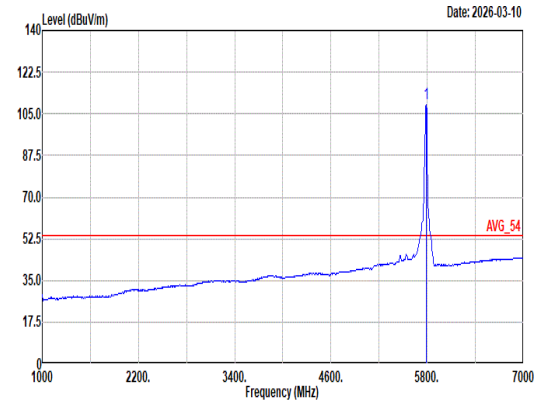 Site : 03CH15-HY Condition: AVG_54 3m 9120D-02294_250606 HORIZONTAL : RBW:1000.000kHz VBW:3000.000kHz SWT:Auto Freq Level Limit Line Margin Read Level Ant Factor Cable Loss Preamp Factor Aux Factor APos TPos Remark MHz dBuV/m dBuV/m dB dBuV dB/m dB dB dB cm deg 1 5785.00 109.59 ------ ------ 98.94 34.05 13.45 36.85 0.00 208 90 Average

Mode	5	
	Band Edge - R	
	U-NII-3_5.725-5.85_802.11be EHT20_CH157_Full RU_5785MHz	
ANT	DB 1+2+3+4(CDD)	
Pol.	Horizontal	Fundamental
Peak	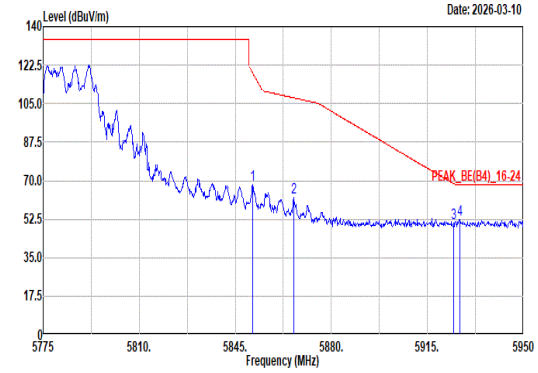 Site : 03CH15-HY Condition: PEAK_BE(B4)_16-24 3m 9120D-02294_250606 HORIZONTAL : RBW:1000.000kHz VBW:3000.000kHz SWT:Auto Limit Read Ant Cable Preamp Aux APos TPos Freq Level Line Margin Level Factor Loss Factor Factor Remark MHz dBuV/m dBuV/m dB dBuV dB/m dB dB dB cm deg 1 5851.30 68.04 119.24 -51.20 57.21 34.11 13.56 36.84 0.00 208 90 Peak 2 5866.35 62.14 107.62 -45.48 51.21 34.17 13.59 36.83 0.00 208 90 Peak 3 5924.63 50.86 68.48 -17.62 39.73 34.25 13.70 36.82 0.00 208 90 Peak 4 5926.73 52.31 68.20 -15.89 41.18 34.25 13.70 36.82 0.00 208 90 Peak	Blank

Mode	5	
	Band Edge - L	
	U-NII-3_5.725-5.85_802.11be EHT20_CH157_Full RU_5785MHz	
ANT	DB 1+2+3+4(CDD)	
Pol.	Vertical	Fundamental
Peak	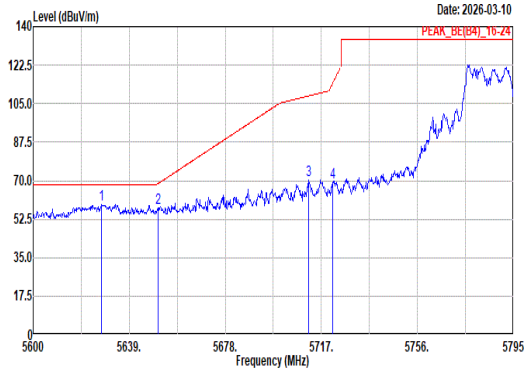 Site : 03CH15-HY Condition: PEAK_BE(B4)_16-24 3m 9120D-02294_250606 VERTICAL : RBW:1000.000kHz VBW:3000.000kHz SWT:Auto Freq Level Limit Line Margin Read Level Ant Factor Cable Loss Preamp Factor Aux Factor APos TPos Remark MHz dBuV/m dBuV/m dB dBuV dB/m dB dB dB cm deg 1 5627.69 59.33 68.20 -8.87 49.92 33.07 13.22 36.88 0.00 192 344 Peak 2 5650.70 57.55 68.72 -11.17 47.96 33.21 13.25 36.87 0.00 192 344 Peak 3 5711.93 70.34 108.54 -38.20 60.11 33.75 13.34 36.86 0.00 192 344 Peak 4 5721.49 69.09 114.19 -45.10 58.80 33.79 13.36 36.86 0.00 192 344 Peak	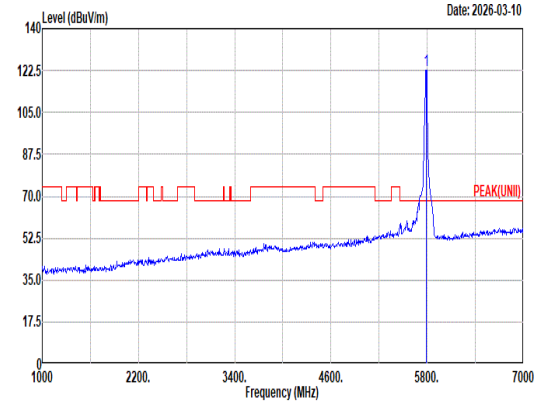 Site : 03CH15-HY Condition: PEAK(UNII) 3m 9120D-02294_250606 VERTICAL : RBW:1000.000kHz VBW:3000.000kHz SWT:Auto Freq Level Limit Line Margin Read Level Ant Factor Cable Loss Preamp Factor Aux Factor APos TPos Remark MHz dBuV/m dBuV/m dB dBuV dB/m dB dB dB cm deg 1 5785.00 122.79 ------ ------ 112.17 34.03 13.44 36.85 0.00 192 344 Peak
Avg	Blank	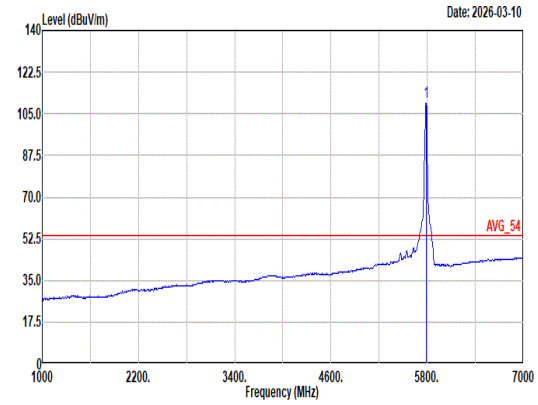 Site : 03CH15-HY Condition: AVG_54 3m 9120D-02294_250606 VERTICAL : RBW:1000.000kHz VBW:3000.000kHz SWT:Auto Freq Level Limit Line Margin Read Level Ant Factor Cable Loss Preamp Factor Aux Factor APos TPos Remark MHz dBuV/m dBuV/m dB dBuV dB/m dB dB dB cm deg 1 5785.00 109.89 ------ ------ 99.30 34.00 13.44 36.85 0.00 192 344 Average

Mode	5	
	Band Edge - R	
	U-NII-3_5.725-5.85_802.11be EHT20_CH157_Full RU_5785MHz	
ANT	DB 1+2+3+4(CDD)	
Pol.	Vertical	Fundamental
Peak	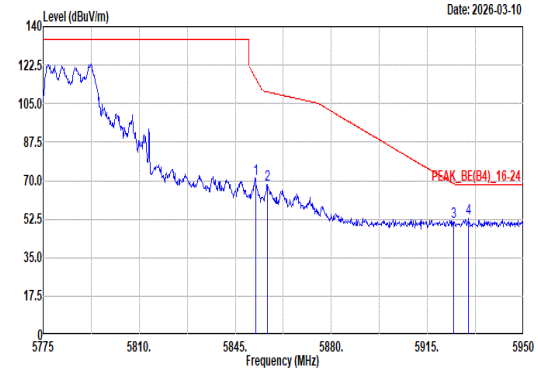 Site : 03CH15-HY Condition: PEAK_BE(B4)_16-24 3m 9120D-02294_250606 VERTICAL : RBW:1000.000kHz VBW:3000.000kHz SWT:Auto Limit Read Ant Cable Preamp Aux APos TPos Freq Level Line Margin Level Factor Loss Factor Factor Remark MHz dBuV/m dBuV/m dB dBuV dB/m dB dB dB cm deg 1 5852.35 70.94 116.84 -45.90 60.10 34.11 13.57 36.84 0.00 192 344 Peak 2 5856.73 68.13 110.32 -42.19 57.27 34.13 13.57 36.84 0.00 192 344 Peak 3 5924.45 51.44 68.61 -17.17 40.31 34.25 13.70 36.82 0.00 192 344 Peak 4 5930.05 52.74 68.20 -15.46 41.61 34.24 13.71 36.82 0.00 192 344 Peak	Blank

Mode	5	
	Harmonic	
	U-NII-3_5.725-5.85_802.11be EHT20_CH157_Full RU_5785MHz	
ANT	DB 1+2+3+4(CDD)	
Pol.	Horizontal	Vertical
Peak Avg	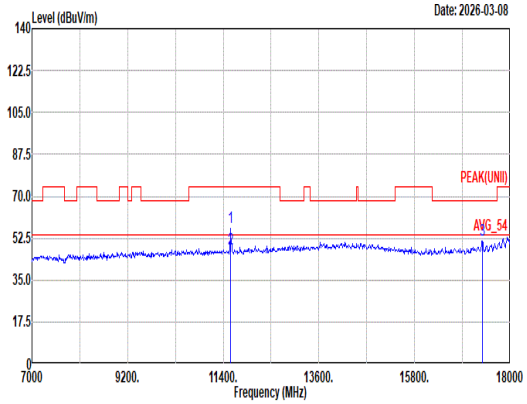 Site : 03CH15-HY Condition: PEAK(UNII) 3m 9120D-02294_250606 HORIZONTAL Freq Level Limit Line Margin Read Level Ant Factor Cable Loss Preamp Factor Aux Factor APos TPos Remark MHz dBuV/m dBuV/m dB dBuV dB/m dB dB dB cm deg 1 11570.00 56.86 74.00 -17.14 56.25 38.72 19.40 57.97 0.46 197 209 Peak 2 11570.00 47.92 54.00 -6.08 47.31 38.72 19.40 57.97 0.46 197 209 Average 3 17355.00 52.01 68.20 -16.19 48.93 38.67 23.97 60.04 0.48 211 130 Peak	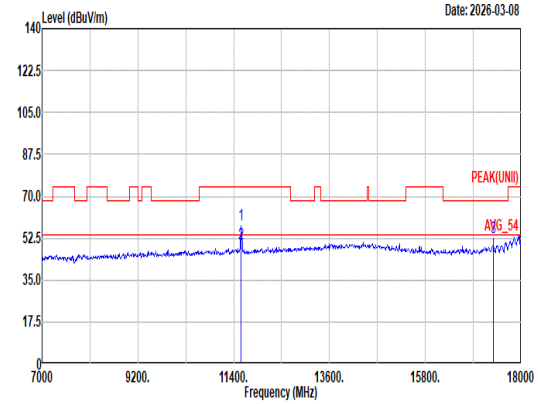 Site : 03CH15-HY Condition: PEAK(UNII) 3m 9120D-02294_250606 VERTICAL Freq Level Limit Line Margin Read Level Ant Factor Cable Loss Preamp Factor Aux Factor APos TPos Remark MHz dBuV/m dBuV/m dB dBuV dB/m dB dB dB cm deg 1 11570.00 58.19 74.00 -15.81 57.58 38.72 19.40 57.97 0.46 400 96 Peak 2 11570.00 50.32 54.00 -3.68 49.71 38.72 19.40 57.97 0.46 400 96 Average 3 17355.00 52.68 68.20 -15.52 49.60 38.67 23.97 60.04 0.48 400 115 Peak

Mode	5	
	Harmonic	
	U-NII-3_5.725-5.85_802.11be EHT20_CH157_Full RU_5785MHz	
ANT	DB 1+2+3+4(CDD)	
Pol.	Horizontal	Vertical
14.47G ~14.5G Avg	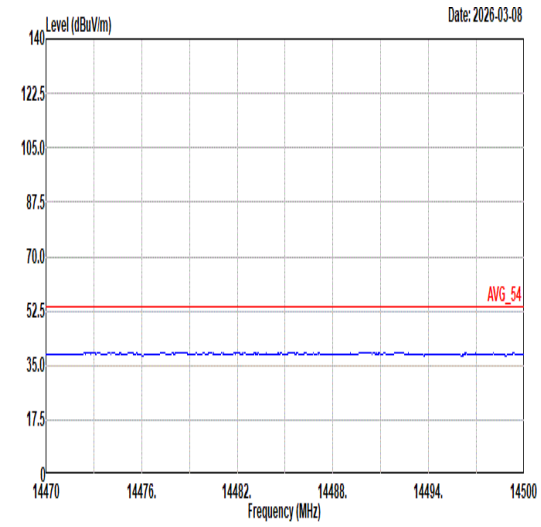 Site : 03CH15-HY Condition: AVG_54 3m 9120D-02294_250606 HORIZONTAL	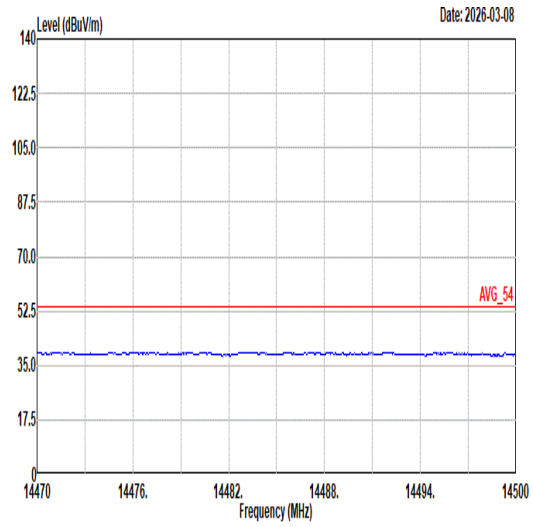 Site : 03CH15-HY Condition: AVG_54 3m 9120D-02294_250606 VERTICAL
17.7G ~18G Avg	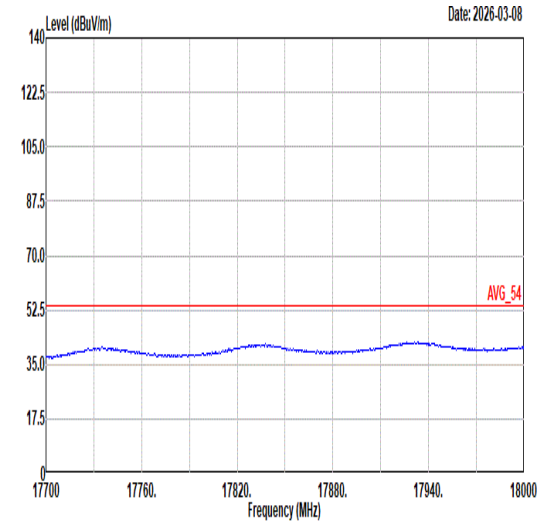 Site : 03CH15-HY Condition: AVG_54 3m 9120D-02294_250606 HORIZONTAL	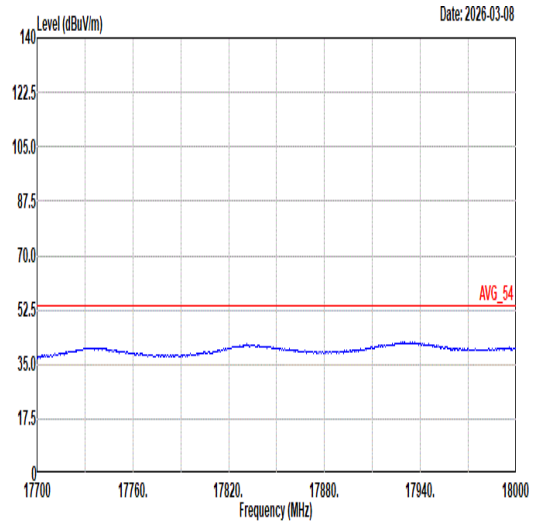 Site : 03CH15-HY Condition: AVG_54 3m 9120D-02294_250606 VERTICAL

Mode	6	
	Band Edge	
	U-NII-3_5.725-5.85_802.11be EHT20_CH165_Full RU_5825MHz	
ANT	DB 1+2+3+4(CDD)	
Pol.	Horizontal	Fundamental
Peak	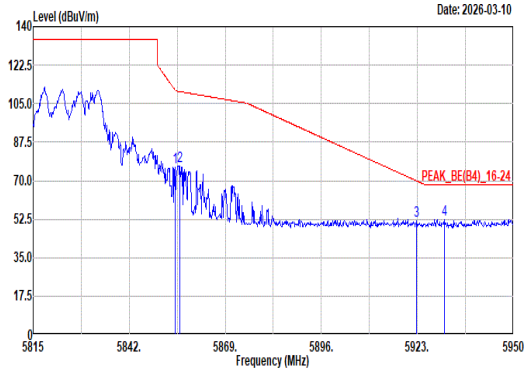 Site : 03CH15-HY Condition: PEAK_BE(B4)_16-24 3m 9120D-02294_250606 HORIZONTAL : RBW:1000.000kHz VBW:3000.000kHz SWT:Auto Freq Level Limit Line Margin Read Level Ant Factor Cable Loss Preamp Factor Aux Factor APos TPos Remark MHz dBuV/m dBuV/m dB dBuV dB/m dB dB dB cm deg 1 5854.83 75.95 111.20 -35.25 65.10 34.12 13.57 36.84 0.00 100 316 Peak 2 5856.31 76.66 110.43 -33.77 65.80 34.13 13.57 36.84 0.00 100 316 Peak 3 5922.73 51.81 69.87 -18.06 40.68 34.25 13.70 36.82 0.00 100 316 Peak 4 5930.70 52.25 68.20 -15.95 41.12 34.24 13.71 36.82 0.00 100 316 Peak	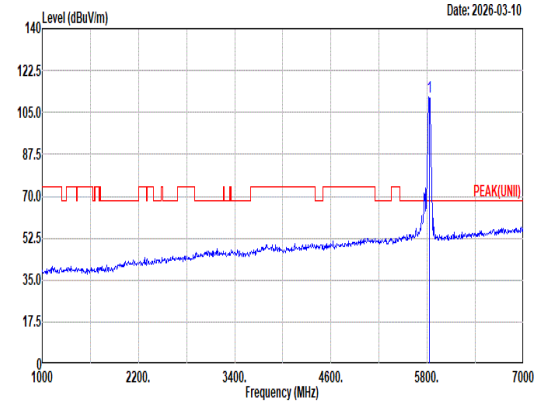 Site : 03CH15-HY Condition: PEAK(UNII) 3m 9120D-02294_250606 HORIZONTAL : RBW:1000.000kHz VBW:3000.000kHz SWT:Auto Freq Level Limit Line Margin Read Level Ant Factor Cable Loss Preamp Factor Aux Factor APos TPos Remark MHz dBuV/m dBuV/m dB dBuV dB/m dB dB dB cm deg 1 5825.00 111.54 ------ ------ 100.78 34.10 13.50 36.84 0.00 100 316 Peak
Avg	Blank	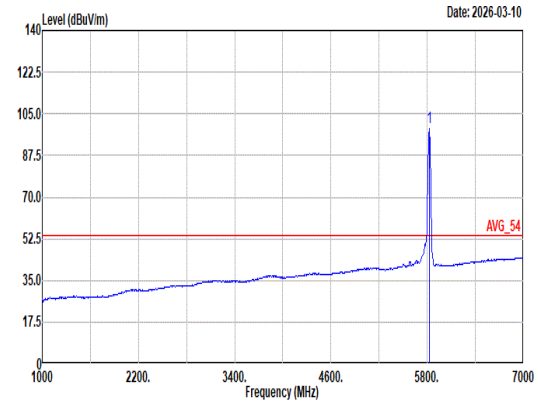 Site : 03CH15-HY Condition: AVG_54 3m 9120D-02294_250606 HORIZONTAL : RBW:1000.000kHz VBW:3000.000kHz SWT:Auto Freq Level Limit Line Margin Read Level Ant Factor Cable Loss Preamp Factor Aux Factor APos TPos Remark MHz dBuV/m dBuV/m dB dBuV dB/m dB dB dB cm deg 1 5825.00 99.32 ------ ------ 88.53 34.10 13.53 36.84 0.00 100 316 Average

Mode	6	
	Band Edge	
	U-NII-3_5.725-5.85_802.11be EHT20_CH165_Full RU_5825MHz	
ANT	DB 1+2+3+4(CDD)	
Pol.	Vertical	Fundamental
Peak	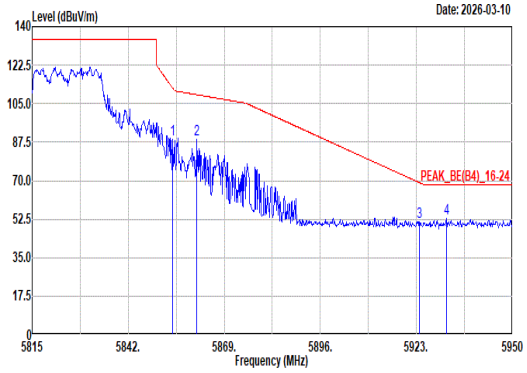 Site : 03CH15-HY Condition: PEAK_BE(B4)_16-24 3m 9120D-02294_250606 VERTICAL : RBW:1000.000kHz VBW:3000.000kHz SWT:Auto Freq Level Limit Line Margin Read Level Ant Factor Cable Loss Preamp Factor Aux Factor APos TPos Remark MHz dBuV/m dBuV/m dB dBuV dB/m dB dB dB cm deg 1 5854.42 88.86 112.12 -23.26 78.01 34.12 13.57 36.84 0.00 236 360 Peak 2 5861.31 88.73 109.03 -20.30 77.83 34.15 13.58 36.83 0.00 236 360 Peak 3 5923.81 51.50 69.08 -17.58 40.37 34.25 13.70 36.82 0.00 236 360 Peak 4 5931.37 52.99 68.20 -15.21 41.86 34.24 13.71 36.82 0.00 236 360 Peak	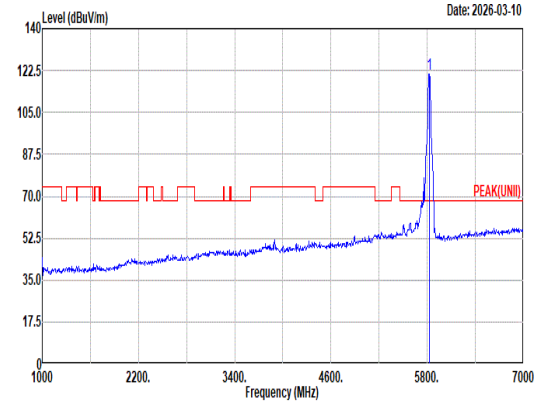 Site : 03CH15-HY Condition: PEAK(UNII) 3m 9120D-02294_250606 VERTICAL : RBW:1000.000kHz VBW:3000.000kHz SWT:Auto Freq Level Limit Line Margin Read Level Ant Factor Cable Loss Preamp Factor Aux Factor APos TPos Remark MHz dBuV/m dBuV/m dB dBuV dB/m dB dB dB cm deg 1 5825.00 121.13 ------ ------ 110.37 34.10 13.50 36.84 0.00 236 360 Peak
Avg	Blank	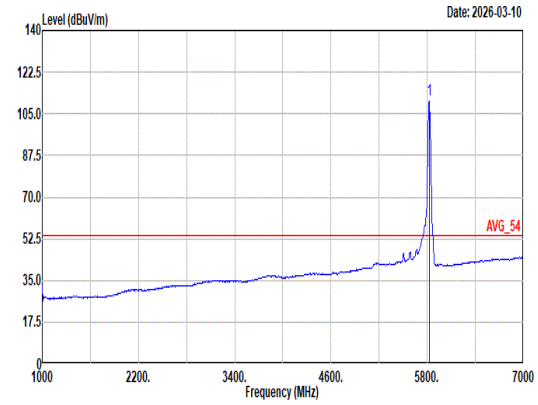 Site : 03CH15-HY Condition: AVG_54 3m 9120D-02294_250606 VERTICAL : RBW:1000.000kHz VBW:3000.000kHz SWT:Auto Freq Level Limit Line Margin Read Level Ant Factor Cable Loss Preamp Factor Aux Factor APos TPos Remark MHz dBuV/m dBuV/m dB dBuV dB/m dB dB dB cm deg 1 5825.00 110.74 ------ ------ 99.95 34.10 13.53 36.84 0.00 236 360 Average

Mode	6	
	Harmonic	
	U-NII-3_5.725-5.85_802.11be EHT20_CH165_Full RU_5825MHz	
ANT	DB 1+2+3+4(CDD)	
Pol.	Horizontal	Vertical
Peak Avg	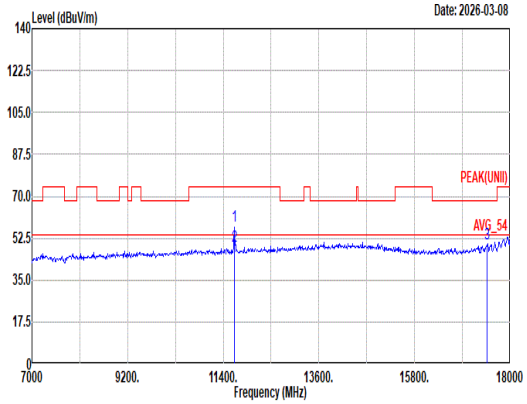 Site : 03CH15-HY Condition: PEAK(UNII) 3m 9120D-02294_250606 HORIZONTAL Freq Level Limit Line Margin Read Level Ant Factor Cable Loss Preamp Factor Aux Factor APos TPos Remark MHz dBuV/m dBuV/m dB dBuV dB/m dB dB dB cm deg 1 11650.00 57.38 74.00 -16.62 56.67 38.70 19.47 57.92 0.46 300 51 Peak 2 11650.00 49.00 54.00 -5.00 48.29 38.70 19.47 57.92 0.46 300 51 Average 3 17475.00 50.38 68.20 -17.82 47.18 38.72 24.05 60.06 0.49 -- -- Peak	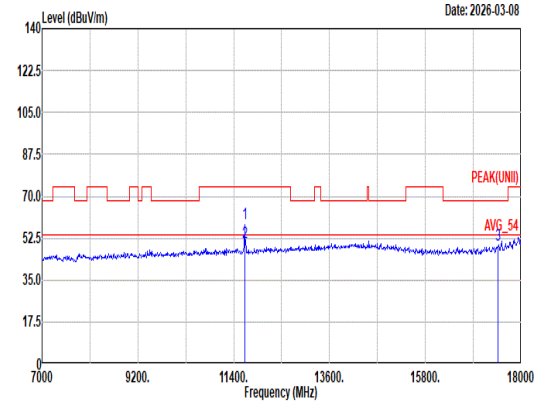 Site : 03CH15-HY Condition: PEAK(UNII) 3m 9120D-02294_250606 VERTICAL Freq Level Limit Line Margin Read Level Ant Factor Cable Loss Preamp Factor Aux Factor APos TPos Remark MHz dBuV/m dBuV/m dB dBuV dB/m dB dB dB cm deg 1 11650.00 58.78 74.00 -15.22 58.07 38.70 19.47 57.92 0.46 400 96 Peak 2 11650.00 50.57 54.00 -3.43 49.86 38.70 19.47 57.92 0.46 400 96 Average 3 17475.00 49.59 68.20 -18.61 46.39 38.72 24.05 60.06 0.49 -- -- Peak

Mode	6	
	Harmonic	
	U-NII-3_5.725-5.85_802.11be EHT20_CH165_Full RU_5825MHz	
ANT	DB 1+2+3+4(CDD)	
Pol.	Horizontal	Vertical
14.47G ~14.5G Avg	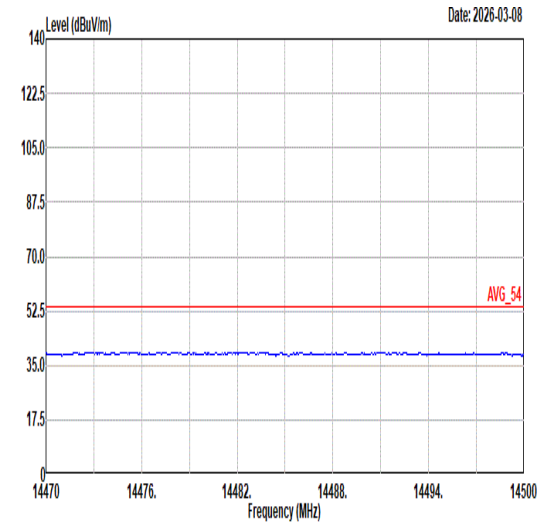 Site : 03CH15-HY Condition: AVG_54 3m 9120D-02294_250606 HORIZONTAL	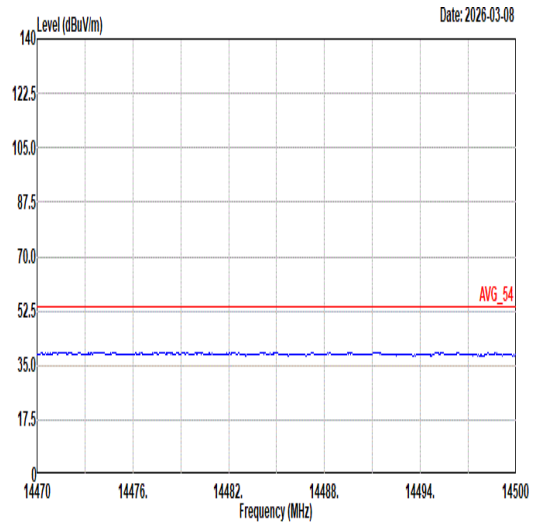 Site : 03CH15-HY Condition: AVG_54 3m 9120D-02294_250606 VERTICAL
17.7G ~18G Avg	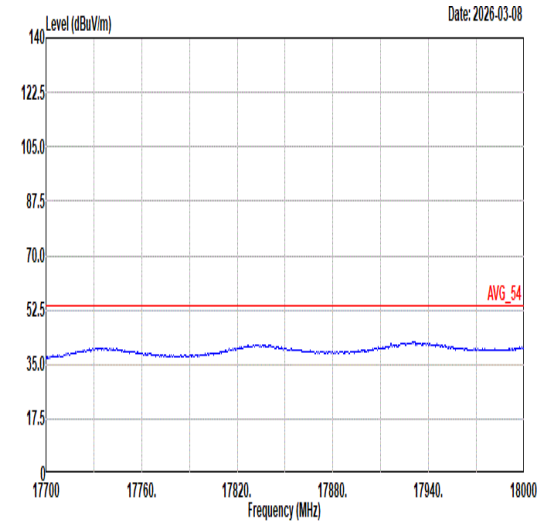 Site : 03CH15-HY Condition: AVG_54 3m 9120D-02294_250606 HORIZONTAL	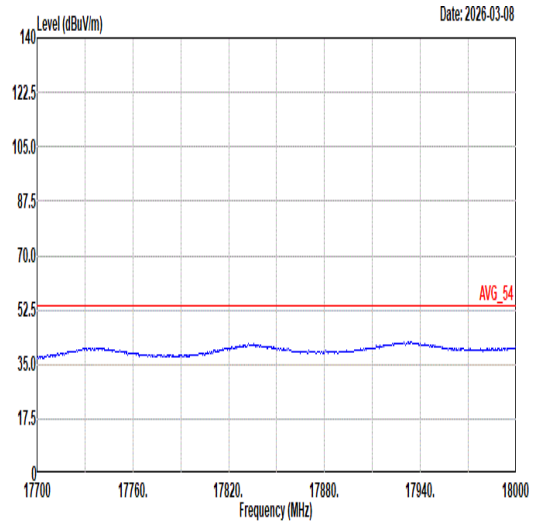 Site : 03CH15-HY Condition: AVG_54 3m 9120D-02294_250606 VERTICAL

Mode	7	
	Band Edge - L	
	U-NII-3_5.725-5.85_802.11be EHT40_CH151_Full RU_5755MHz	
ANT	DB 1+2+3+4(CDD)	
Pol.	Horizontal	Fundamental
Peak	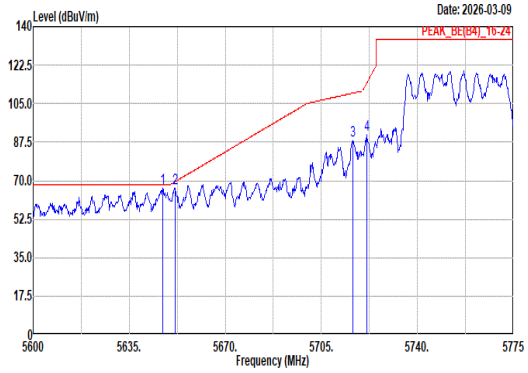 Site : 03CH15-HY Condition: PEAK_BE(B4)_16-24 3m 9120D-02294_250606 HORIZONTAL : RBW:1000.000kHz VBW:3000.000kHz SWT:Auto Freq Level Limit Line Margin Read Level Ant Factor Cable Loss Preamp Factor Aux Factor APos TPos Remark MHz dBuV/m dBuV/m dB dBuV dB/m dB dB dB cm deg 1 5647.25 66.33 68.20 -1.87 56.77 33.18 13.25 36.87 0.00 188 93 Peak 2 5651.63 66.78 69.41 -2.63 57.18 33.22 13.25 36.87 0.00 188 93 Peak 3 5716.38 88.23 109.79 -21.56 77.97 33.77 13.35 36.86 0.00 188 93 Peak 4 5721.45 90.80 114.11 -23.31 80.51 33.79 13.36 36.86 0.00 188 93 Peak	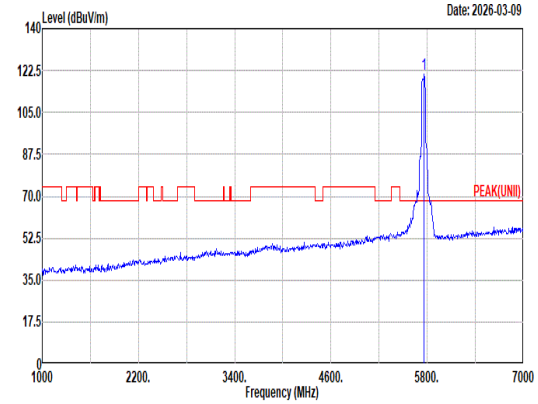 Site : 03CH15-HY Condition: PEAK(UNII) 3m 9120D-02294_250606 HORIZONTAL : RBW:1000.000kHz VBW:3000.000kHz SWT:Auto Freq Level Limit Line Margin Read Level Ant Factor Cable Loss Preamp Factor Aux Factor APos TPos Remark MHz dBuV/m dBuV/m dB dBuV dB/m dB dB dB cm deg 1 5755.00 120.72 ------ ------ 110.19 33.96 13.42 36.85 0.00 188 93 Peak
Avg	Blank	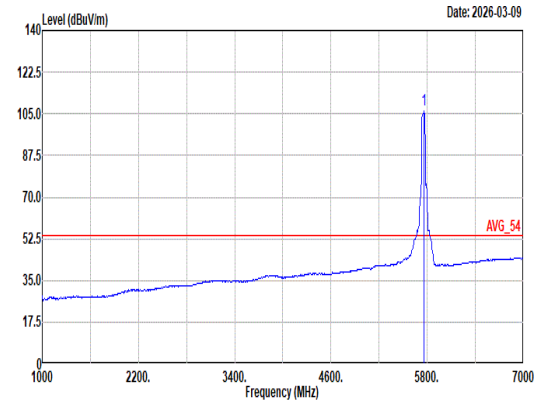 Site : 03CH15-HY Condition: AVG_54 3m 9120D-02294_250606 HORIZONTAL : RBW:1000.000kHz VBW:3000.000kHz SWT:Auto Freq Level Limit Line Margin Read Level Ant Factor Cable Loss Preamp Factor Aux Factor APos TPos Remark MHz dBuV/m dBuV/m dB dBuV dB/m dB dB dB cm deg 1 5755.00 106.80 ------ ------ 96.27 33.96 13.42 36.85 0.00 188 93 Average

Mode	7	
	Band Edge - R	
	U-NII-3_5.725-5.85_802.11be EHT40_CH151_Full RU_5755MHz	
ANT	DB 1+2+3+4(CDD)	
Pol.	Horizontal	Fundamental
Peak	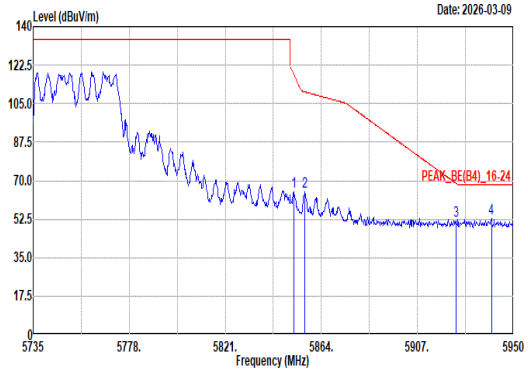 Site : 03CH15-HY Condition: PEAK_BE(B4)_16-24 3m 9120D-02294_250606 HORIZONTAL : RBW:1000.000kHz VBW:3000.000kHz SWT:Auto Limit Read Ant Cable Preamp Aux APos TPos Freq Level Line Margin Level Factor Loss Factor Factor Remark MHz dBuV/m dBuV/m dB dBuV dB/m dB dB dB cm deg 1 5851.75 64.91 118.22 -53.31 54.07 34.11 13.57 36.84 0.00 188 93 Peak 2 5856.69 64.95 110.33 -45.38 54.09 34.13 13.57 36.84 0.00 188 93 Peak 3 5924.20 51.90 68.79 -16.89 40.77 34.25 13.70 36.82 0.00 188 93 Peak 4 5940.11 52.65 68.20 -15.55 41.52 34.22 13.73 36.82 0.00 188 93 Peak	Blank

Mode	7	
	Band Edge - L	
	U-NII-3_5.725-5.85_802.11be EHT40_CH151_Full RU_5755MHz	
ANT	DB 1+2+3+4(CDD)	
Pol.	Vertical	Fundamental
Peak	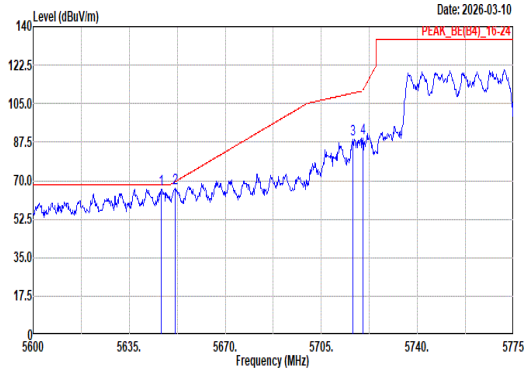 Site : 03CH15-HY Condition: PEAK_BE(B4)_16-24 3m 9120D-02294_250606 VERTICAL : RBW:1000.000kHz VBW:3000.000kHz SWT:Auto Freq Level Limit Line Margin Read Level Ant Factor Cable Loss Preamp Factor Aux Factor APos TPos Remark MHz dBuV/m dBuV/m dB dBuV dB/m dB dB dB cm deg 1 5646.55 66.23 68.20 -1.97 56.67 33.18 13.25 36.87 0.00 263 342 Peak 2 5651.63 66.68 69.41 -2.73 57.08 33.22 13.25 36.87 0.00 263 342 Peak 3 5716.38 88.86 109.79 -20.93 78.60 33.77 13.35 36.86 0.00 263 342 Peak 4 5720.05 89.38 110.91 -21.53 79.11 33.78 13.35 36.86 0.00 263 342 Peak	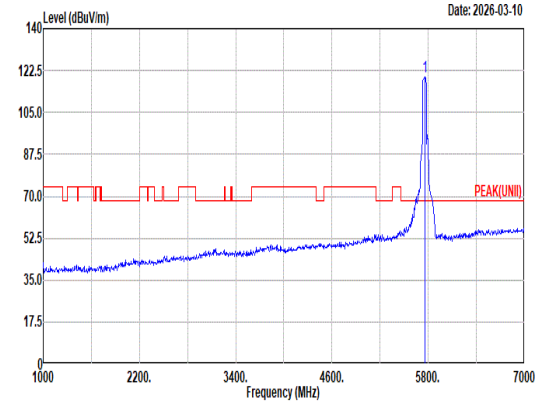 Site : 03CH15-HY Condition: PEAK(UNII) 3m 9120D-02294_250606 VERTICAL : RBW:1000.000kHz VBW:3000.000kHz SWT:Auto Freq Level Limit Line Margin Read Level Ant Factor Cable Loss Preamp Factor Aux Factor APos TPos Remark MHz dBuV/m dBuV/m dB dBuV dB/m dB dB dB cm deg 1 5755.00 119.83 ------ ------ 109.30 33.96 13.42 36.85 0.00 263 342 Peak
Avg	Blank	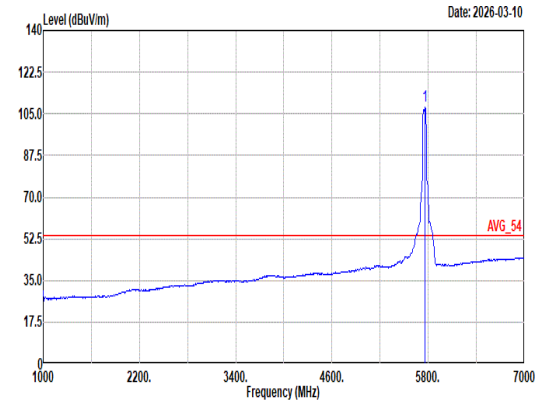 Site : 03CH15-HY Condition: AVG_54 3m 9120D-02294_250606 VERTICAL : RBW:1000.000kHz VBW:3000.000kHz SWT:Auto Freq Level Limit Line Margin Read Level Ant Factor Cable Loss Preamp Factor Aux Factor APos TPos Remark MHz dBuV/m dBuV/m dB dBuV dB/m dB dB dB cm deg 1 5755.00 108.29 ------ ------ 97.76 33.96 13.42 36.85 0.00 263 342 Average

Mode	7	
	Band Edge - R	
	U-NII-3_5.725-5.85_802.11be EHT40_CH151_Full RU_5755MHz	
ANT	DB 1+2+3+4(CDD)	
Pol.	Vertical	Fundamental
Peak	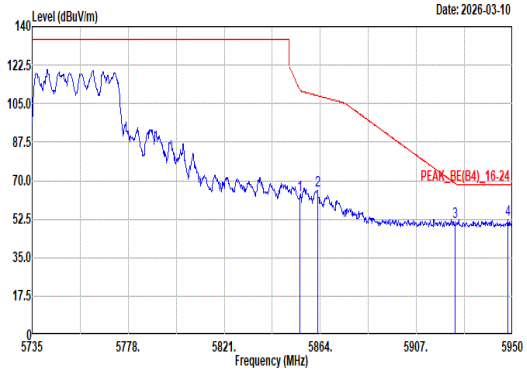 Site : 03CH15-HY Condition: PEAK_BE(B4)_16-24 3m 9120D-02294_250606 VERTICAL : RBW:1000.000kHz VBW:3000.000kHz SWT:Auto Limit Read Ant Cable Preamp Aux APos TPos Freq Level Line Margin Level Factor Loss Factor Factor Remark MHz dBuV/m dBuV/m dB dBuV dB/m dB dB dB cm deg 1 5854.97 63.14 110.87 -47.73 52.29 34.12 13.57 36.84 0.00 263 342 Peak 2 5862.71 65.64 108.64 -43.00 54.73 34.15 13.59 36.83 0.00 263 342 Peak 3 5924.20 51.19 68.79 -17.60 40.06 34.25 13.70 36.82 0.00 263 342 Peak 4 5948.07 52.55 68.20 -15.65 41.43 34.20 13.74 36.82 0.00 263 342 Peak	Blank

Mode	7	
	Harmonic	
	U-NII-3_5.725-5.85_802.11be EHT40_CH151_Full RU_5755MHz	
ANT	DB 1+2+3+4(CDD)	
Pol.	Horizontal	Vertical
Peak Avg	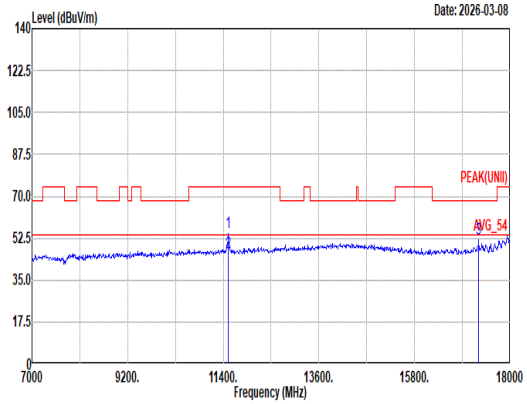 Site : 03CH15-HY Condition: PEAK(UNII) 3m 9120D-02294_250606 HORIZONTAL Freq Level Limit Line Margin Read Level Ant Factor Cable Loss Preamp Factor Aux Factor APos TPos Remark MHz dBuV/m dBuV/m dB dBuV dB/m dB dB dB cm deg 1 11510.00 54.88 74.00 -19.12 54.13 38.96 19.34 58.01 0.46 201 207 Peak 2 11510.00 46.34 54.00 -7.66 45.59 38.96 19.34 58.01 0.46 201 207 Average 3 17265.00 52.11 68.20 -16.09 49.27 38.47 23.91 60.02 0.48 301 142 Peak	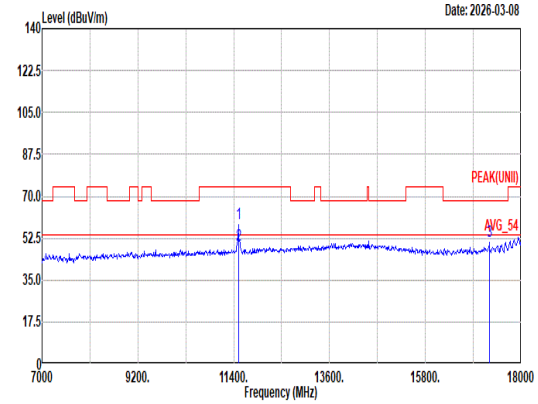 Site : 03CH15-HY Condition: PEAK(UNII) 3m 9120D-02294_250606 VERTICAL Freq Level Limit Line Margin Read Level Ant Factor Cable Loss Preamp Factor Aux Factor APos TPos Remark MHz dBuV/m dBuV/m dB dBuV dB/m dB dB dB cm deg 1 11510.00 58.78 74.00 -15.22 58.03 38.96 19.34 58.01 0.46 400 98 Peak 2 11510.00 49.67 54.00 -4.33 48.92 38.96 19.34 58.01 0.46 400 98 Average 3 17265.00 51.35 68.20 -16.85 48.51 38.47 23.91 60.02 0.48 400 84 Peak

Mode	7	
	Harmonic	
	U-NII-3_5.725-5.85_802.11be EHT40_CH151_Full RU_5755MHz	
ANT	DB 1+2+3+4(CDD)	
Pol.	Horizontal	Vertical
14.47G ~14.5G Avg	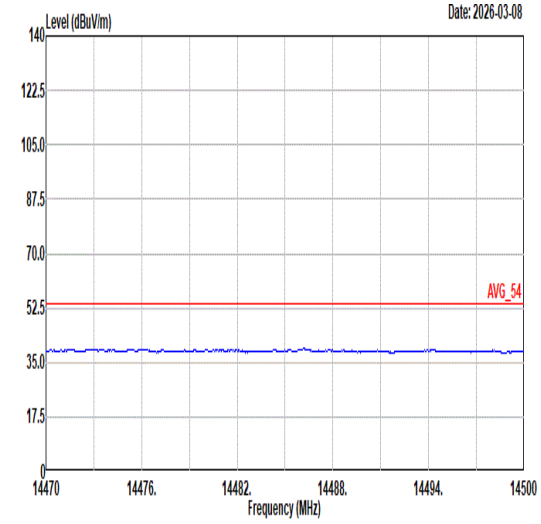 Site : 03CH15-HY Condition: AVG_54 3m 9120D-02294_250606 HORIZONTAL	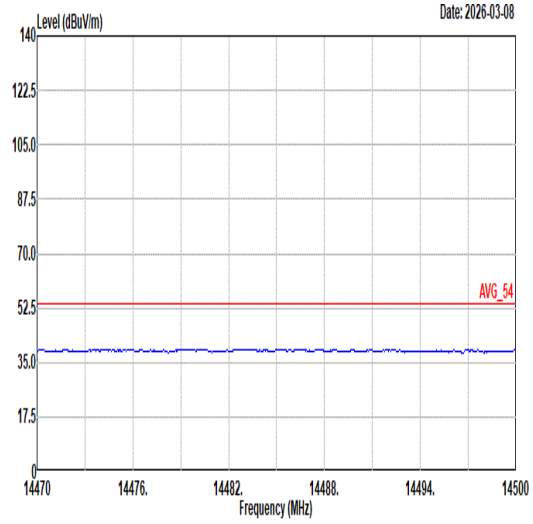 Site : 03CH15-HY Condition: AVG_54 3m 9120D-02294_250606 VERTICAL
17.7G ~18G Avg	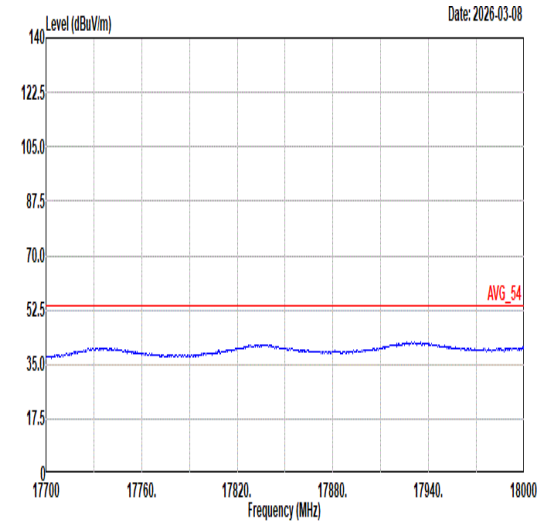 Site : 03CH15-HY Condition: AVG_54 3m 9120D-02294_250606 HORIZONTAL	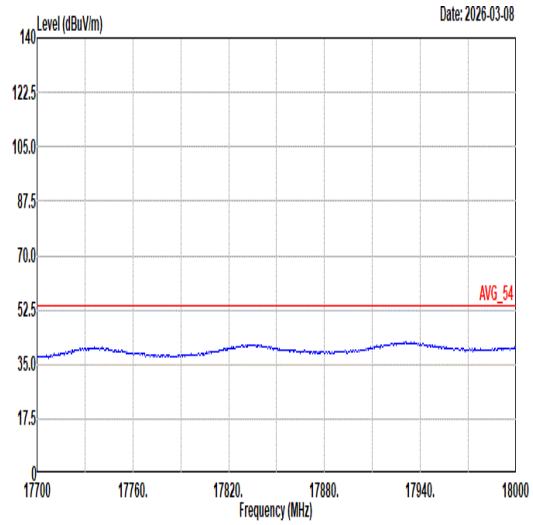 Site : 03CH15-HY Condition: AVG_54 3m 9120D-02294_250606 VERTICAL

Mode	8	
	Band Edge - L	
	U-NII-3_5.725-5.85_802.11be EHT40_CH159_Full RU_5795MHz	
ANT	DB 1+2+3+4(CDD)	
Pol.	Horizontal	Fundamental
Peak	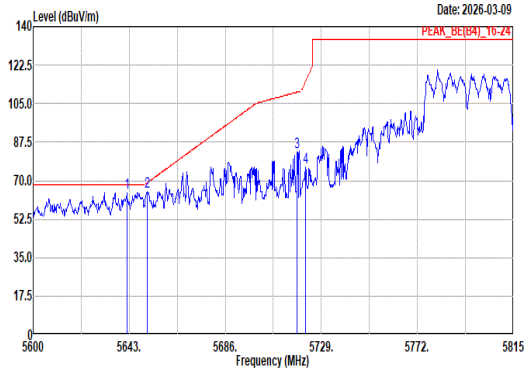 Site : 03CH15-HY Condition: PEAK_BE(B4)_16-24 3m 9120D-02294_250606 HORIZONTAL : RBW:1000.000kHz VBW:3000.000kHz SWT:Auto Freq Level Limit Line Margin Read Level Ant Factor Cable Loss Preamp Factor Aux Factor APos TPos Remark MHz dBuV/m dBuV/m dB dBuV dB/m dB dB dB cm deg 1 5641.93 64.60 68.20 -3.60 55.08 33.15 13.24 36.87 0.00 262 73 Peak 2 5650.96 64.85 68.91 -4.06 55.26 33.21 13.25 36.87 0.00 262 73 Peak 3 5718.25 83.06 110.31 -27.25 72.80 33.77 13.35 36.86 0.00 262 73 Peak 4 5721.91 76.12 115.14 -39.02 65.83 33.79 13.36 36.86 0.00 262 73 Peak	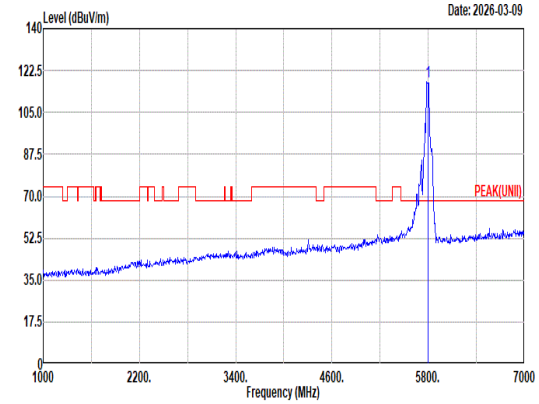 Site : 03CH15-HY Condition: PEAK(UNII) 3m 9120D-02294_250606 HORIZONTAL : RBW:1000.000kHz VBW:3000.000kHz SWT:Auto Freq Level Limit Line Margin Read Level Ant Factor Cable Loss Preamp Factor Aux Factor APos TPos Remark MHz dBuV/m dBuV/m dB dBuV dB/m dB dB dB cm deg 1 5795.00 117.79 ------ ------ 107.17 34.03 13.44 36.85 0.00 262 73 Peak
Avg	Blank	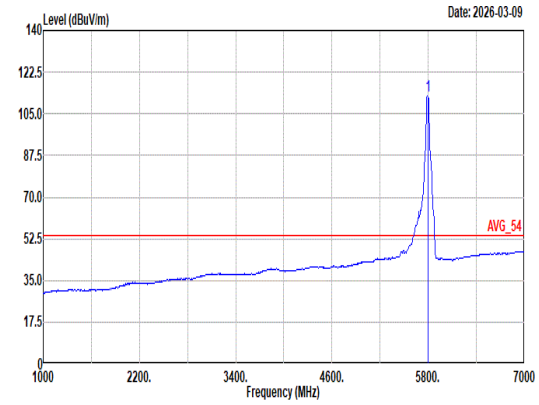 Site : 03CH15-HY Condition: AVG_54 3m 9120D-02294_250606 HORIZONTAL : RBW:1000.000kHz VBW:1.300kHz SWT:Auto Freq Level Limit Line Margin Read Level Ant Factor Cable Loss Preamp Factor Aux Factor APos TPos Remark MHz dBuV/m dBuV/m dB dBuV dB/m dB dB dB cm deg 1 5795.00 112.27 ------ ------ 101.62 34.05 13.45 36.85 0.00 262 73 Average

Mode	8	
	Band Edge - R	
	U-NII-3_5.725-5.85_802.11be EHT40_CH159_Full RU_5795MHz	
ANT	DB 1+2+3+4(CDD)	
Pol.	Horizontal	Fundamental
Peak	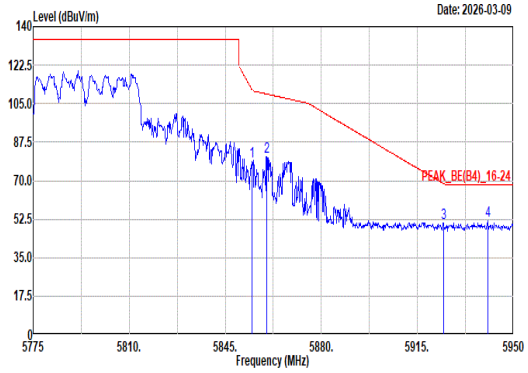 Site : 03CH15-HY Condition: PEAK_BE(B4)_16-24 3m 9120D-02294_250606 HORIZONTAL : RBW:1000.000kHz VBW:3000.000kHz SWT:Auto Limit Read Ant Cable Preamp Aux APos TPos Freq Level Line Margin Level Factor Loss Factor Factor Remark MHz dBuV/m dBuV/m dB dBuV dB/m dB dB dB cm deg 1 5854.80 78.53 111.26 -32.73 67.68 34.12 13.57 36.84 0.00 262 73 Peak 2 5860.05 81.00 109.38 -28.38 70.12 34.14 13.58 36.84 0.00 262 73 Peak 3 5924.45 50.73 68.61 -17.88 39.60 34.25 13.70 36.82 0.00 262 73 Peak 4 5940.55 51.96 68.20 -16.24 40.83 34.22 13.73 36.82 0.00 262 73 Peak	Blank

Mode	8	
	Band Edge - L	
	U-NII-3_5.725-5.85_802.11be EHT40_CH159_Full RU_5795MHz	
ANT	DB 1+2+3+4(CDD)	
Pol.	Vertical	Fundamental
Peak	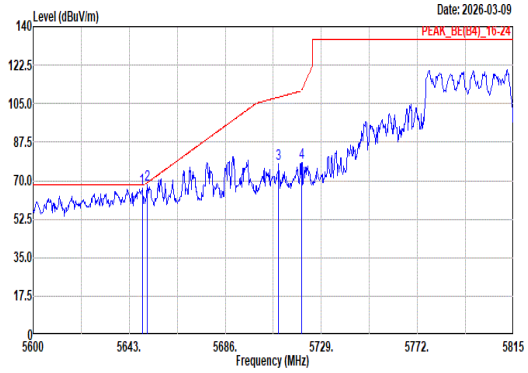 Site : 03CH15-HY Condition: PEAK_BE(B4)_16-24 3m 9120D-02294_250606 VERTICAL : RBW:1000.000kHz VBW:3000.000kHz SWT:Auto Freq Level Limit Line Margin Read Level Ant Factor Cable Loss Preamp Factor Aux Factor APos TPos Remark MHz dBuV/m dBuV/m dB dBuV dB/m dB dB dB cm deg 1 5648.81 66.36 68.20 -1.84 56.79 33.19 13.25 36.87 0.00 200 337 Peak 2 5650.96 68.05 68.91 -0.86 58.46 33.21 13.25 36.87 0.00 200 337 Peak 3 5709.87 77.79 107.96 -30.17 67.57 33.74 13.34 36.86 0.00 200 337 Peak 4 5720.19 78.31 111.22 -32.91 68.04 33.78 13.35 36.86 0.00 200 337 Peak	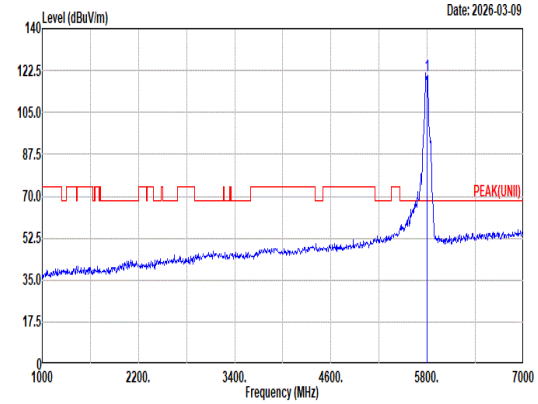 Site : 03CH15-HY Condition: PEAK(UNII) 3m 9120D-02294_250606 VERTICAL : RBW:1000.000kHz VBW:3000.000kHz SWT:Auto Freq Level Limit Line Margin Read Level Ant Factor Cable Loss Preamp Factor Aux Factor APos TPos Remark MHz dBuV/m dBuV/m dB dBuV dB/m dB dB dB cm deg 1 5795.00 120.32 ------ ------ 109.70 34.03 13.44 36.85 0.00 200 337 Peak
Avg	Blank	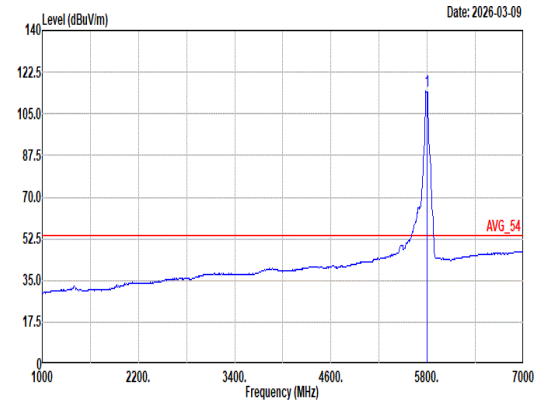 Site : 03CH15-HY Condition: AVG_54 3m 9120D-02294_250606 VERTICAL : RBW:1000.000kHz VBW:1.300kHz SWT:Auto Freq Level Limit Line Margin Read Level Ant Factor Cable Loss Preamp Factor Aux Factor APos TPos Remark MHz dBuV/m dBuV/m dB dBuV dB/m dB dB dB cm deg 1 5795.00 114.39 ------ ------ 103.80 34.00 13.44 36.85 0.00 200 337 Average

Mode	8	
	Band Edge - R	
	U-NII-3_5.725-5.85_802.11be EHT40_CH159_Full RU_5795MHz	
ANT	DB 1+2+3+4(CDD)	
Pol.	Vertical	Fundamental
Peak	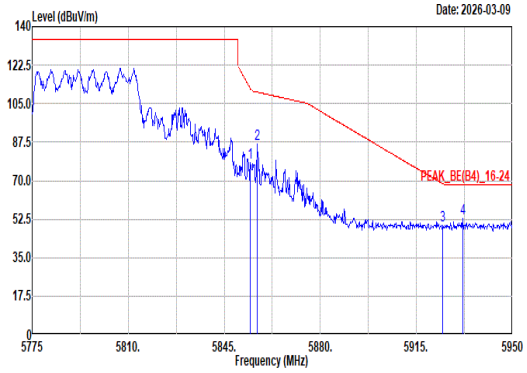 Site : 03CH15-HY Condition: PEAK_BE(B4)_16-24 3m 9120D-02294_250606 VERTICAL : RBW:1000.000kHz VBW:3000.000kHz SWT:Auto Limit Read Ant Cable Preamp Aux APos TPos Freq Level Line Margin Level Factor Loss Factor Factor Remark MHz dBuV/m dBuV/m dB dBuV dB/m dB dB dB cm deg 1 5854.45 78.34 112.05 -33.71 67.49 34.12 13.57 36.84 0.00 200 337 Peak 2 5856.90 86.57 110.27 -23.70 75.70 34.13 13.58 36.84 0.00 200 337 Peak 3 5924.63 49.68 68.48 -18.80 38.55 34.25 13.70 36.82 0.00 200 337 Peak 4 5931.80 52.76 68.20 -15.44 41.63 34.24 13.71 36.82 0.00 200 337 Peak	Blank

Mode	8	
	Harmonic	
	U-NII-3_5.725-5.85_802.11be EHT40_CH159_Full RU_5795MHz	
ANT	DB 1+2+3+4(CDD)	
Pol.	Horizontal	Vertical
Peak Avg	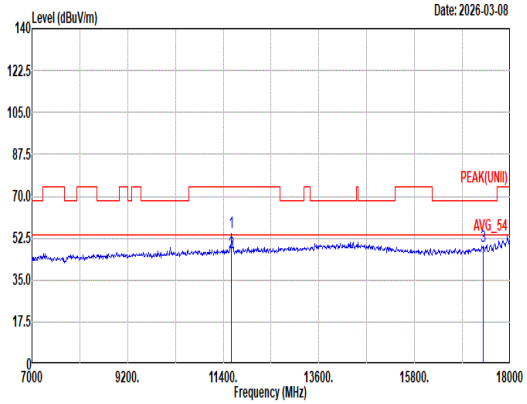 Site : 03CH15-HY Condition: PEAK(UNII) 3m 9120D-02294_250606 HORIZONTAL Freq Level Limit Line Margin Read Level Ant Factor Cable Loss Preamp Factor Aux Factor APos TPos Remark MHz dBuV/m dBuV/m dB dBuV dB/m dB dB dB cm deg 1 11590.00 55.11 74.00 -18.89 54.55 38.64 19.42 57.96 0.46 197 206 Peak 2 11590.00 46.44 54.00 -7.56 45.88 38.64 19.42 57.96 0.46 197 206 Average 3 17385.00 49.24 68.20 -18.96 46.05 38.76 23.99 60.05 0.49 -- -- Peak	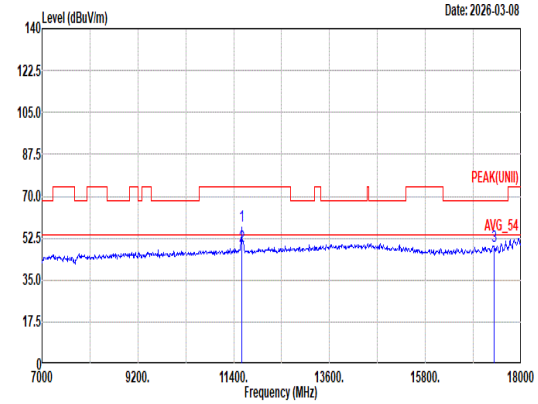 Site : 03CH15-HY Condition: PEAK(UNII) 3m 9120D-02294_250606 VERTICAL Freq Level Limit Line Margin Read Level Ant Factor Cable Loss Preamp Factor Aux Factor APos TPos Remark MHz dBuV/m dBuV/m dB dBuV dB/m dB dB dB cm deg 1 11590.00 57.68 74.00 -16.32 57.12 38.64 19.42 57.96 0.46 400 97 Peak 2 11590.00 49.30 54.00 -4.70 48.74 38.64 19.42 57.96 0.46 400 97 Average 3 17385.00 49.14 68.20 -19.06 45.95 38.76 23.99 60.05 0.49 -- -- Peak

Mode	8	
	Harmonic	
	U-NII-3_5.725-5.85_802.11be EHT40_CH159_Full RU_5795MHz	
ANT	DB 1+2+3+4(CDD)	
Pol.	Horizontal	Vertical
14.47G ~14.5G Avg	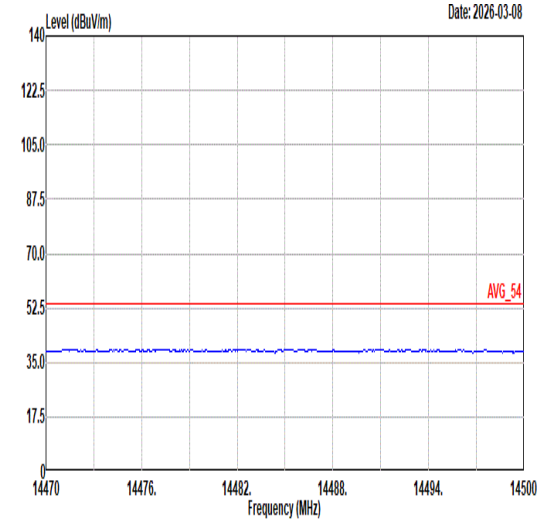 Site : 03CH15-HY Condition: AVG_54 3m 9120D-02294_250606 HORIZONTAL	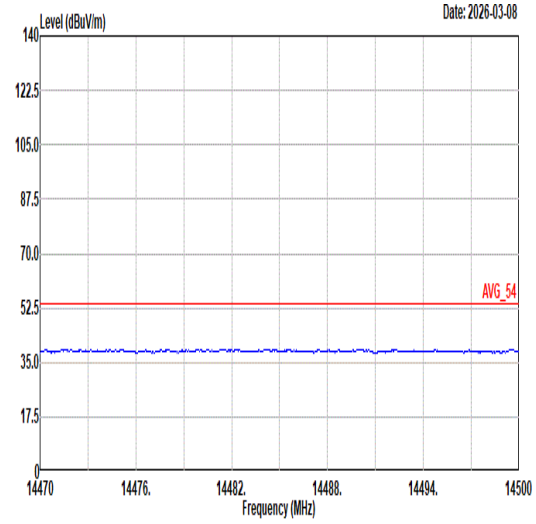 Site : 03CH15-HY Condition: AVG_54 3m 9120D-02294_250606 VERTICAL
17.7G ~18G Avg	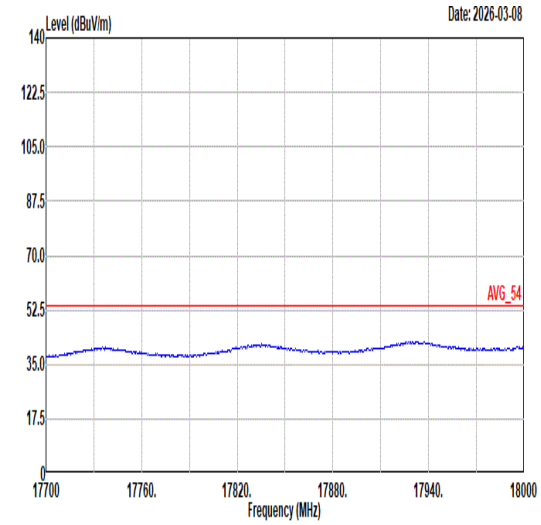 Site : 03CH15-HY Condition: AVG_54 3m 9120D-02294_250606 HORIZONTAL	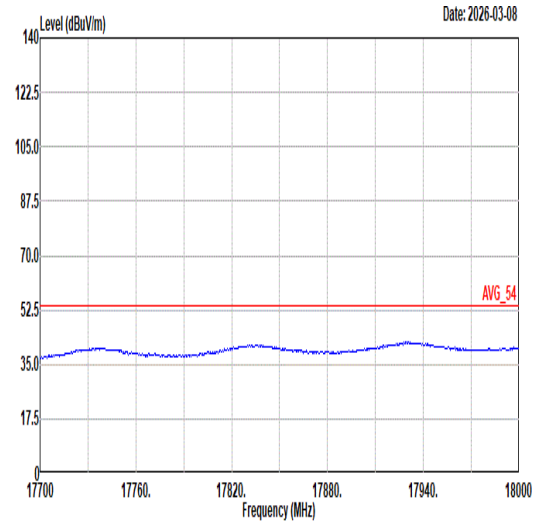 Site : 03CH15-HY Condition: AVG_54 3m 9120D-02294_250606 VERTICAL

Mode	9	
	Band Edge - L	
	U-NII-3_5.725-5.85_802.11be EHT80_CH155_Full RU_5775MHz	
ANT	DB 1+2+3+4(CDD)	
Pol.	Horizontal	Fundamental
Peak	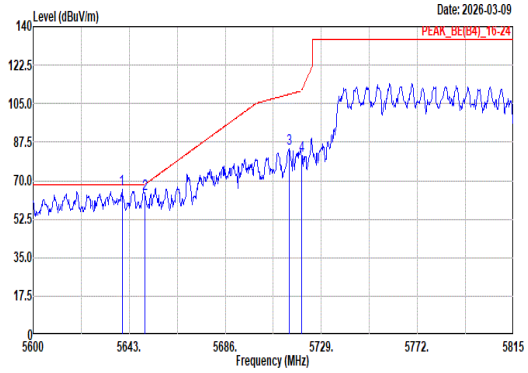 Site : 03CH15-HY Condition: PEAK_BE(B4)_16-24 3m 9120D-02294_250606 HORIZONTAL : RBW:1000.000kHz VBW:3000.000kHz SWT:Auto Freq Level Limit Line Margin Read Level Ant Factor Cable Loss Preamp Factor Aux Factor APos TPos Remark MHz dBuV/m dBuV/m dB dBuV dB/m dB dB dB cm deg 1 5639.78 65.78 68.20 -2.42 56.27 33.14 13.24 36.87 0.00 300 280 Peak 2 5650.10 64.09 68.27 -4.18 54.51 33.20 13.25 36.87 0.00 300 280 Peak 3 5714.60 84.41 109.29 -24.88 74.16 33.76 13.35 36.86 0.00 300 280 Peak 4 5720.19 81.49 111.22 -29.73 71.22 33.78 13.35 36.86 0.00 300 280 Peak	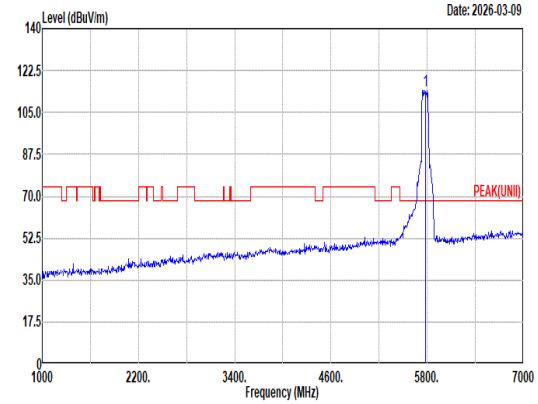 Site : 03CH15-HY Condition: PEAK(UNII) 3m 9120D-02294_250606 HORIZONTAL : RBW:1000.000kHz VBW:3000.000kHz SWT:Auto Freq Level Limit Line Margin Read Level Ant Factor Cable Loss Preamp Factor Aux Factor APos TPos Remark MHz dBuV/m dBuV/m dB dBuV dB/m dB dB dB cm deg 1 5775.00 114.35 ------ ------ 103.66 34.08 13.46 36.85 0.00 300 280 Peak
Avg	Blank	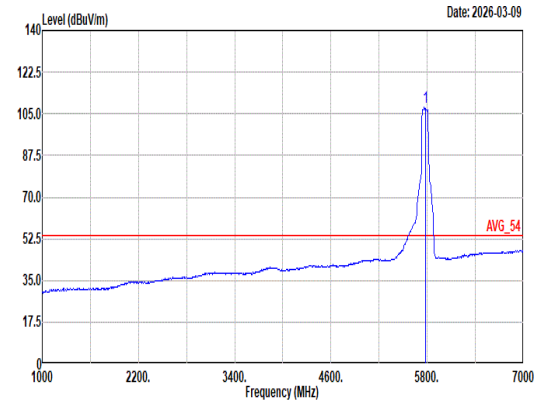 Site : 03CH15-HY Condition: AVG_54 3m 9120D-02294_250606 HORIZONTAL : RBW:1000.000kHz VBW:2.700kHz SWT:Auto Freq Level Limit Line Margin Read Level Ant Factor Cable Loss Preamp Factor Aux Factor APos TPos Remark MHz dBuV/m dBuV/m dB dBuV dB/m dB dB dB cm deg 1 5775.00 107.56 ------ ------ 97.03 33.96 13.42 36.85 0.00 300 280 Average

Mode	9	
	Band Edge - R	
	U-NII-3_5.725-5.85_802.11be EHT80_CH155_Full RU_5775MHz	
ANT	DB 1+2+3+4(CDD)	
Pol.	Horizontal	Fundamental
Peak	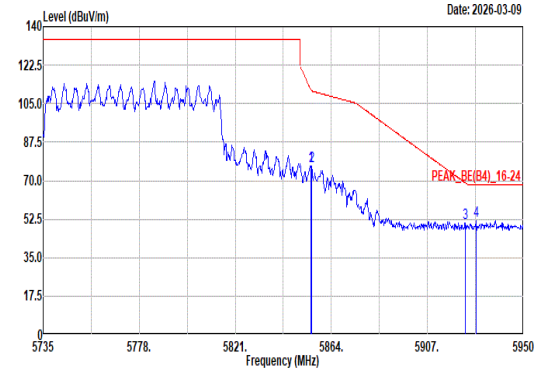 Site : 03CH15-HY Condition: PEAK_BE(B4)_16-24 3m 9120D-02294_250606 HORIZONTAL : RBW:1000.000kHz VBW:3000.000kHz SWT:Auto Limit Read Ant Cable Preamp Aux APos TPos Freq Level Line Margin Level Factor Loss Factor Factor Remark MHz dBuV/m dBuV/m dB dBuV dB/m dB dB dB cm deg 1 5854.76 76.62 111.36 -34.74 65.77 34.12 13.57 36.84 0.00 300 280 Peak 2 5855.19 76.79 110.75 -33.96 65.94 34.12 13.57 36.84 0.00 300 280 Peak 3 5923.99 50.52 68.95 -18.43 39.39 34.25 13.70 36.82 0.00 300 280 Peak 4 5928.72 51.67 68.20 -16.53 40.54 34.24 13.71 36.82 0.00 300 280 Peak	Blank

Mode	9
	Band Edge - L
	U-NII-3_5.725-5.85_802.11be EHT80_CH155_Full RU_5775MHz
ANT	DB 1+2+3+4(CDD)

Pol.	Vertical	Fundamental
Peak	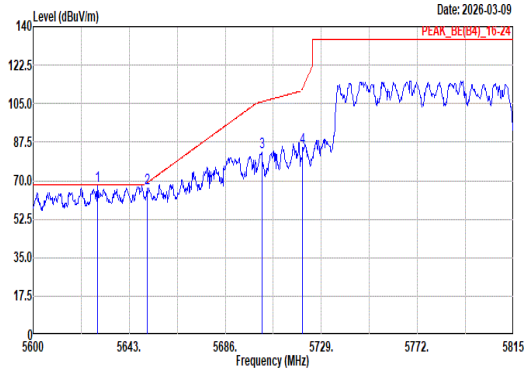 Site : 03CH15-HY Condition: PEAK_BE(B4)_16-24 3m 9120D-02294_250606 VERTICAL : RBW:1000.000kHz VBW:3000.000kHz SWT:Auto Freq Level Limit Line Margin Read Level Ant Factor Cable Loss Preamp Factor Aux Factor APos TPos Remark MHz dBuV/m dBuV/m dB dBuV dB/m dB dB dB cm deg 1 5628.81 67.67 68.20 -0.53 58.26 33.07 13.22 36.88 0.00 281 344 Peak 2 5650.96 66.51 68.91 -2.40 56.92 33.21 13.25 36.87 0.00 281 344 Peak 3 5702.34 82.98 105.86 -22.88 72.80 33.71 13.33 36.86 0.00 281 344 Peak 4 5720.62 84.91 112.20 -27.29 74.64 33.78 13.35 36.86 0.00 281 344 Peak	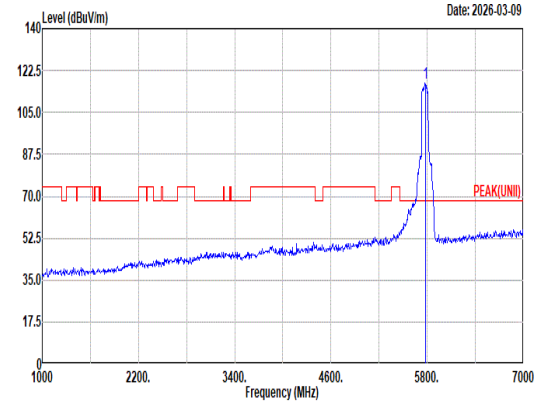 Site : 03CH15-HY Condition: PEAK(UNII) 3m 9120D-02294_250606 VERTICAL : RBW:1000.000kHz VBW:3000.000kHz SWT:Auto Freq Level Limit Line Margin Read Level Ant Factor Cable Loss Preamp Factor Aux Factor APos TPos Remark MHz dBuV/m dBuV/m dB dBuV dB/m dB dB dB cm deg 1 5775.00 117.16 ------ ------ 106.60 33.98 13.43 36.85 0.00 281 344 Peak
Avg	Blank	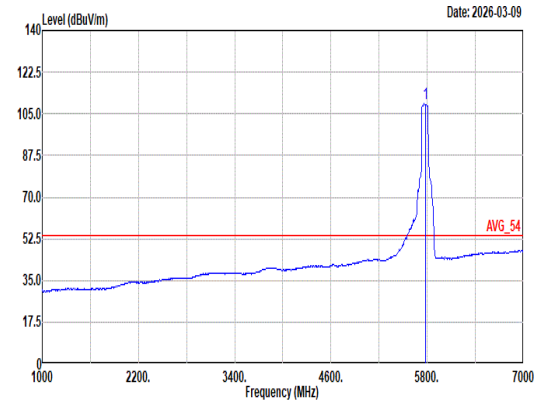 Site : 03CH15-HY Condition: AVG_54 3m 9120D-02294_250606 VERTICAL : RBW:1000.000kHz VBW:2.700kHz SWT:Auto Freq Level Limit Line Margin Read Level Ant Factor Cable Loss Preamp Factor Aux Factor APos TPos Remark MHz dBuV/m dBuV/m dB dBuV dB/m dB dB dB cm deg 1 5775.00 109.49 ------ ------ 98.96 33.96 13.42 36.85 0.00 281 344 Average

Mode	9	
	Band Edge - R	
	U-NII-3_5.725-5.85_802.11be EHT80_CH155_Full RU_5775MHz	
ANT	DB 1+2+3+4(CDD)	
Pol.	Vertical	Fundamental
Peak	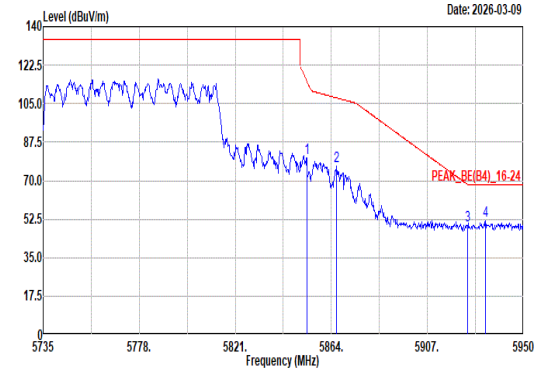 Site : 03CH15-HY Condition: PEAK_BE(B4)_16-24 3m 9120D-02294_250606 VERTICAL : RBW:1000.000kHz VBW:3000.000kHz SWT:Auto Limit Read Ant Cable Preamp Aux APos TPos Freq Level Line Margin Level Factor Loss Factor Factor Remark MHz dBuV/m dBuV/m dB dBuV dB/m dB dB dB cm deg 1 5853.04 80.21 115.28 -35.07 69.37 34.11 13.57 36.84 0.00 281 344 Peak 2 5866.37 76.36 107.62 -31.26 65.43 34.17 13.59 36.83 0.00 281 344 Peak 3 5924.85 49.76 68.31 -18.55 38.63 34.25 13.70 36.82 0.00 281 344 Peak 4 5933.02 51.76 68.20 -16.44 40.63 34.23 13.72 36.82 0.00 281 344 Peak	Blank

Mode	9	
	Harmonic	
	U-NII-3_5.725-5.85_802.11be EHT80_CH155_Full RU_5775MHz	
ANT	DB 1+2+3+4(CDD)	
Pol.	Horizontal	Vertical
Peak Avg	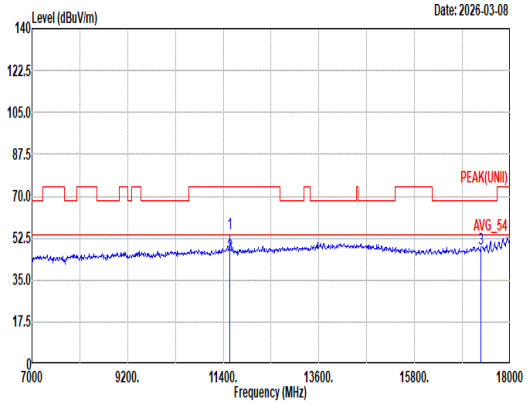 Site : 03CH15-HY Condition: PEAK(UNII) 3m 9120D-02294_250606 HORIZONTAL Freq Level Limit Line Margin Read Level Ant Factor Cable Loss Preamp Factor Aux Factor APos TPos Remark MHz dBuV/m dBuV/m dB dBuV dB/m dB dB dB cm deg 1 11550.00 54.30 74.00 -19.70 53.65 38.80 19.38 57.99 0.46 201 206 Peak 2 11550.00 45.47 54.00 -8.53 44.82 38.80 19.38 57.99 0.46 201 206 Average 3 17325.00 48.31 68.20 -19.89 45.33 38.58 23.95 60.03 0.48 -- -- Peak	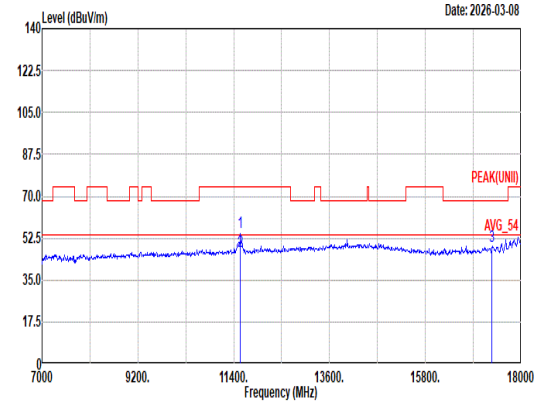 Site : 03CH15-HY Condition: PEAK(UNII) 3m 9120D-02294_250606 VERTICAL Freq Level Limit Line Margin Read Level Ant Factor Cable Loss Preamp Factor Aux Factor APos TPos Remark MHz dBuV/m dBuV/m dB dBuV dB/m dB dB dB cm deg 1 11550.00 55.03 74.00 -18.97 54.38 38.80 19.38 57.99 0.46 400 95 Peak 2 11550.00 46.84 54.00 -7.16 46.19 38.80 19.38 57.99 0.46 400 95 Average 3 17325.00 49.15 68.20 -19.05 46.17 38.58 23.95 60.03 0.48 -- -- Peak

Mode	9	
	Harmonic	
	U-NII-3_5.725-5.85_802.11be EHT80_CH155_Full RU_5775MHz	
ANT	DB 1+2+3+4(CDD)	
Pol.	Horizontal	Vertical
14.47G ~14.5G Avg	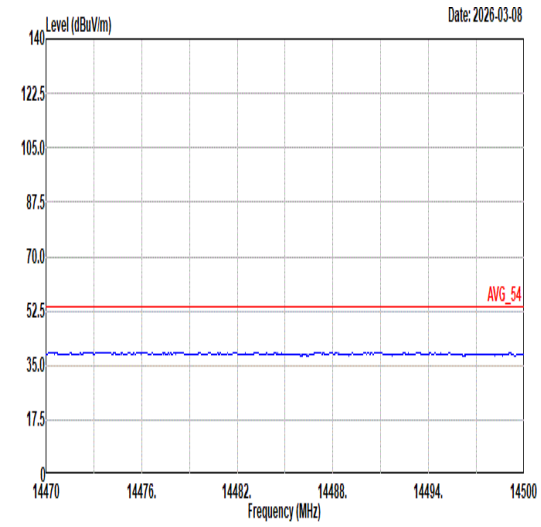	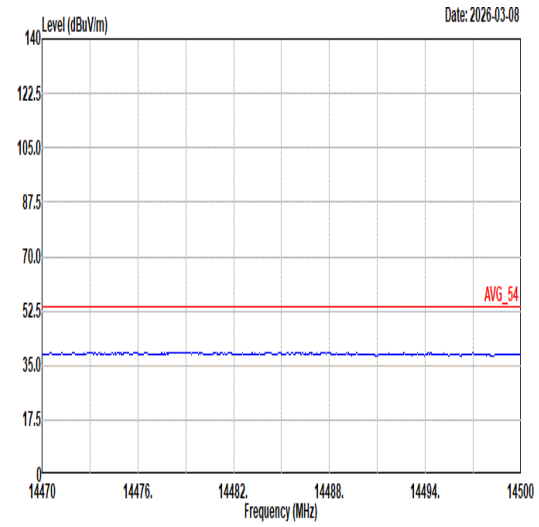
17.7G ~18G Avg	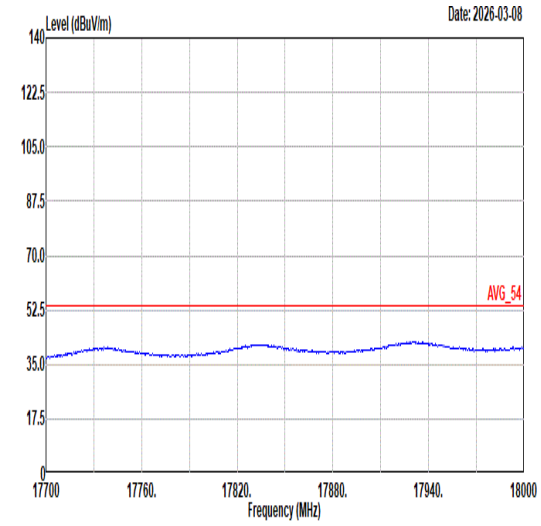	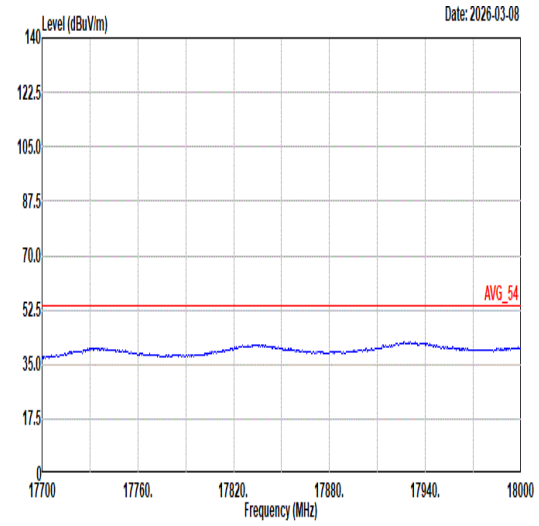

C2.1. Radiated Spurious Emission Test Modes

Mode	Band	Band (GHz)	Antenna	Modulation	Channel	Frequency	Data Rate	RU	Remark
Mode 9	U-NII-3	5.725-5.85	DB 1+2+3+4 (CDD)	802.11be EHT80	155	5775	MCS0	Test 20MHz Channel Puncture Location 4	-
Mode 10	U-NII-3	5.725-5.85	DB 1+2+3+4 (CDD)	802.11be EHT80	155	5775	MCS0	Test 20MHz Channel Puncture Location 1	-

C2.2. Summary of each worse mode

Mode	Modulation	Ch.	Freq. (MHz)	Level (dBuV/m)	Limit (dBuV/m)	Margin (dB)	Pol.	Peak Avg.	Result	RU	Remark
9	802.11be EHT80	155	5646.66	65.79	68.20	-2.41	V	Peak	Pass	Test 20MHz Channel Puncture Location 4	Band Edge
	802.11be EHT80	155	-	-	-	-	-	-	-	Test 20MHz Channel Puncture Location 4	Harmonic
10	802.11be EHT80	155	5639.35	66.67	68.20	-1.53	H	Peak	Pass	Test 20MHz Channel Puncture Location 1	Band Edge
	802.11be EHT80	155	-	-	-	-	-	-	-	Test 20MHz Channel Puncture Location 1	Harmonic

Mode	9
	Band Edge - L
	U-NII-3_5.725-5.85_802.11be EHT80_CH155_Test 20MHz Channel Puncture Location 4_5775MHz
ANT	DB 1+2+3+4 (CDD)

Pol.	Horizontal	Fundamental
Peak	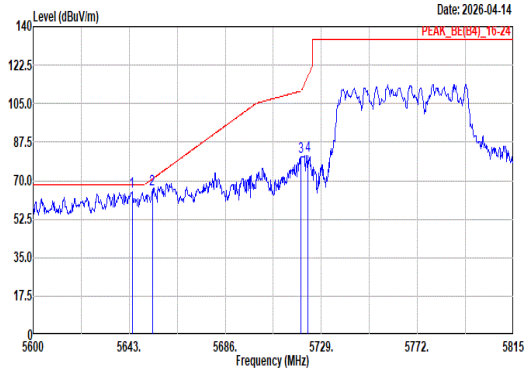 Site : 03CH15-HY Condition: PEAK_BE(B4)_16-24 3m 9120D-02294_250606 HORIZONTAL : RBW:1000.000kHz VBW:3000.000kHz SWT:Auto Freq Level Limit Line Margin Read Level Ant Factor Cable Loss Preamp Factor Aux Factor APos TPos Remark MHz dBuV/m dBuV/m dB dBuV dB/m dB dB dB cm deg 1 5644.29 64.75 68.20 -3.45 55.21 33.17 13.24 36.87 0.00 272 261 Peak 2 5653.32 66.23 70.67 -4.44 56.61 33.23 13.26 36.87 0.00 272 261 Peak 3 5719.76 80.92 110.73 -29.81 70.65 33.78 13.35 36.86 0.00 272 261 Peak 4 5722.98 81.44 117.60 -36.16 71.15 33.79 13.36 36.86 0.00 272 261 Peak	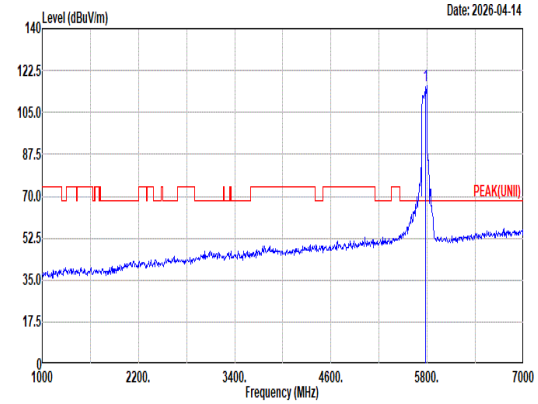 Site : 03CH15-HY Condition: PEAK(UNII) 3m 9120D-02294_250606 HORIZONTAL : RBW:1000.000kHz VBW:3000.000kHz SWT:Auto Freq Level Limit Line Margin Read Level Ant Factor Cable Loss Preamp Factor Aux Factor APos TPos Remark MHz dBuV/m dBuV/m dB dBuV dB/m dB dB dB cm deg 1 5775.00 116.10 ------ ------ 105.41 34.08 13.46 36.85 0.00 272 261 Peak
Avg	Blank	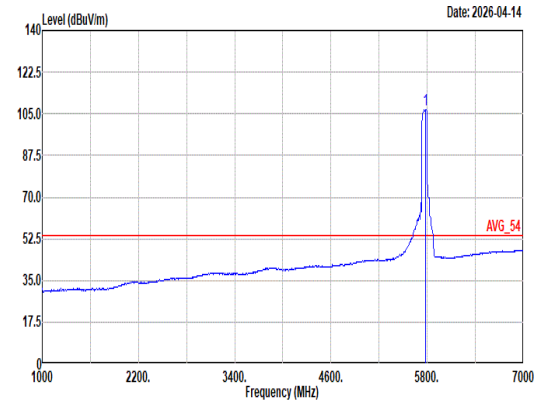 Site : 03CH15-HY Condition: AVG_54 3m 9120D-02294_250606 HORIZONTAL : RBW:1000.000kHz VBW:2.000kHz SWT:Auto Freq Level Limit Line Margin Read Level Ant Factor Cable Loss Preamp Factor Aux Factor APos TPos Remark MHz dBuV/m dBuV/m dB dBuV dB/m dB dB dB cm deg 1 5775.00 106.58 ------ ------ 95.96 34.03 13.44 36.85 0.00 272 261 Average

Mode	9	
	Band Edge - R	
	U-NII-3_5.725-5.85_802.11be EHT80_CH155_Test 20MHz Channel Puncture Location 4_5775MHz	
ANT	DB 1+2+3+4 (CDD)	
Pol.	Horizontal	Fundamental
Peak	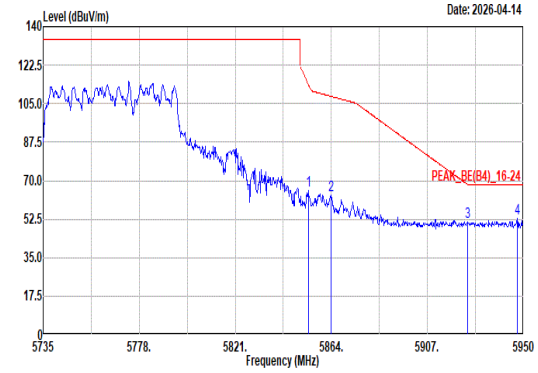 Site : 03CH15-HY Condition: PEAK_BE(B4)_16-24 3m 9120D-02294_250606 HORIZONTAL : RBW:1000.000kHz VBW:3000.000kHz SWT:Auto Limit Read Ant Cable Preamp Aux APos TPos Freq Level Line Margin Level Factor Loss Factor Factor Remark MHz dBuV/m dBuV/m dB dBuV dB/m dB dB dB cm deg 1 5853.68 65.51 113.81 -48.30 54.67 34.11 13.57 36.84 0.00 272 261 Peak 2 5864.00 63.64 108.28 -44.64 52.72 34.16 13.59 36.83 0.00 272 261 Peak 3 5924.85 51.29 68.31 -17.02 40.16 34.25 13.70 36.82 0.00 272 261 Peak 4 5947.21 52.81 68.20 -15.39 41.68 34.21 13.74 36.82 0.00 272 261 Peak	Blank

Mode	9	
	Band Edge - L	
	U-NII-3_5.725-5.85_802.11be EHT80_CH155_Test 20MHz Channel Puncture Location 4_5775MHz	
ANT	DB 1+2+3+4 (CDD)	
Pol.	Vertical	Fundamental
Peak	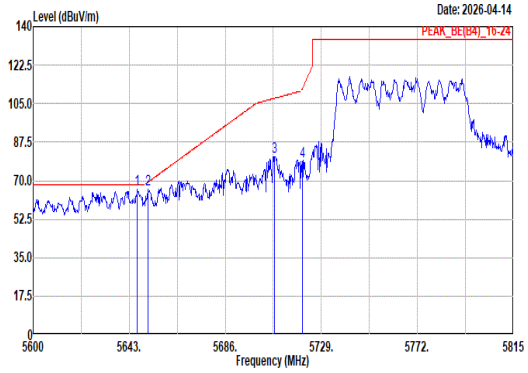 Site : 03CH15-HY Condition: PEAK_BE(B4)_16-24 3m 9120D-02294_250606 VERTICAL : RBW:1000.000kHz VBW:3000.000kHz SWT:Auto Freq Level Limit Line Margin Read Level Ant Factor Cable Loss Preamp Factor Aux Factor APos TPos Remark MHz dBuV/m dBuV/m dB dBuV dB/m dB dB dB cm deg 1 5646.66 65.79 68.20 -2.41 56.23 33.18 13.25 36.87 0.00 267 338 Peak 2 5651.39 66.08 69.23 -3.15 56.49 33.21 13.25 36.87 0.00 267 338 Peak 3 5708.15 81.04 107.48 -26.44 70.83 33.73 13.34 36.86 0.00 267 338 Peak 4 5720.62 78.98 112.20 -33.22 68.71 33.78 13.35 36.86 0.00 267 338 Peak	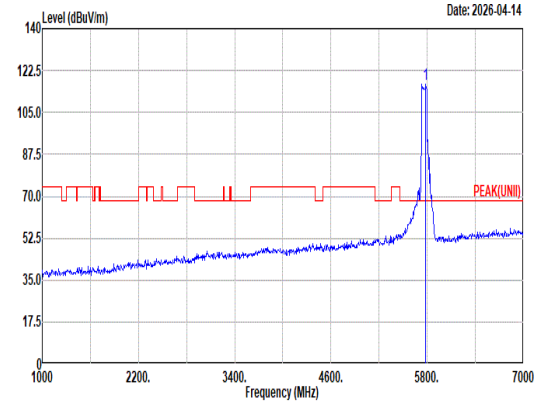 Site : 03CH15-HY Condition: PEAK(UNII) 3m 9120D-02294_250606 VERTICAL : RBW:1000.000kHz VBW:3000.000kHz SWT:Auto Freq Level Limit Line Margin Read Level Ant Factor Cable Loss Preamp Factor Aux Factor APos TPos Remark MHz dBuV/m dBuV/m dB dBuV dB/m dB dB dB cm deg 1 5775.00 116.65 ------ ------ 106.30 33.84 13.37 36.86 0.00 267 338 Peak
Avg	Blank	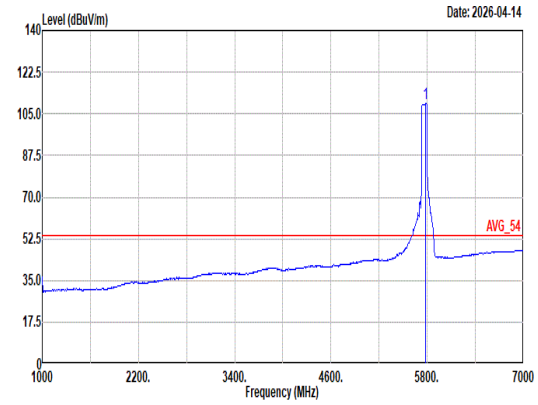 Site : 03CH15-HY Condition: AVG_54 3m 9120D-02294_250606 VERTICAL : RBW:1000.000kHz VBW:2.000kHz SWT:Auto Freq Level Limit Line Margin Read Level Ant Factor Cable Loss Preamp Factor Aux Factor APos TPos Remark MHz dBuV/m dBuV/m dB dBuV dB/m dB dB dB cm deg 1 5775.00 109.43 ------ ------ 98.78 34.05 13.45 36.85 0.00 267 338 Average

Mode	9	
	Band Edge - R	
	U-NII-3_5.725-5.85_802.11be EHT80_CH155_Test 20MHz Channel Puncture Location 4_5775MHz	
ANT	DB 1+2+3+4 (CDD)	
Pol.	Vertical	Fundamental
Peak	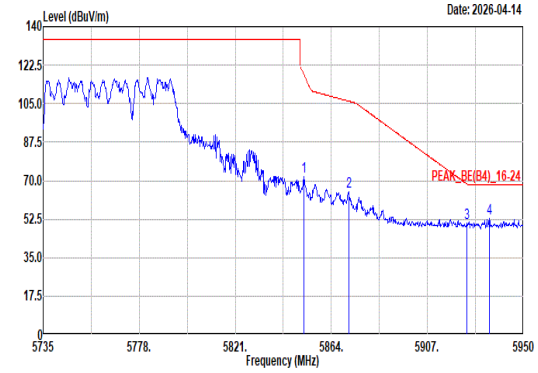 Site : 03CH15-HY Condition: PEAK_BE(B4)_16-24 3m 9120D-02294_250606 VERTICAL : RBW:1000.000kHz VBW:3000.000kHz SWT:Auto Limit Read Ant Cable Preamp Aux APos TPos Freq Level Line Margin Level Factor Loss Factor Factor Remark MHz dBuV/m dBuV/m dB dBuV dB/m dB dB dB cm deg 1 5851.75 71.79 118.22 -46.43 60.95 34.11 13.57 36.84 0.00 267 338 Peak 2 5871.74 64.89 106.11 -41.22 53.93 34.19 13.60 36.83 0.00 267 338 Peak 3 5924.63 50.87 68.47 -17.60 39.74 34.25 13.70 36.82 0.00 267 338 Peak 4 5934.74 52.58 68.20 -15.62 41.45 34.23 13.72 36.82 0.00 267 338 Peak	Blank

Mode	10
	Band Edge - L
	U-NII-3_5.725-5.85_802.11be EHT80_CH155_Test 20MHz Channel Puncture Location 1_5775MHz
ANT	DB 1+2+3+4 (CDD)

Pol.	Horizontal	Fundamental
Peak	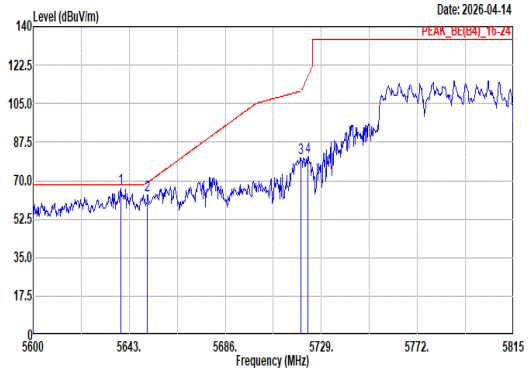 Site : 03CH15-HY Condition: PEAK_BE(B4)_16-24 3m 9120D-02294_250606 HORIZONTAL : RBW:1000.000kHz VBW:3000.000kHz SWT:Auto Freq Level Limit Line Margin Read Level Ant Factor Cable Loss Preamp Factor Aux Factor APos TPos Remark MHz dBuV/m dBuV/m dB dBuV dB/m dB dB dB cm deg 1 5639.35 66.67 68.20 -1.53 57.16 33.14 13.24 36.87 0.00 245 260 Peak 2 5651.17 63.48 69.07 -5.59 53.89 33.21 13.25 36.87 0.00 245 260 Peak 3 5719.76 80.42 110.73 -30.31 70.15 33.78 13.35 36.86 0.00 245 260 Peak 4 5722.98 80.78 117.60 -36.82 70.49 33.79 13.36 36.86 0.00 245 260 Peak	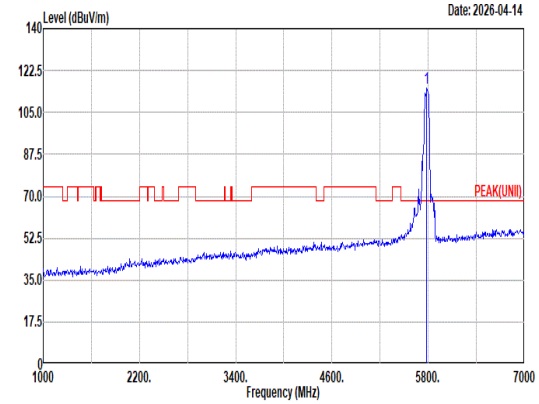 Site : 03CH15-HY Condition: PEAK(UNII) 3m 9120D-02294_250606 HORIZONTAL : RBW:1000.000kHz VBW:3000.000kHz SWT:Auto Freq Level Limit Line Margin Read Level Ant Factor Cable Loss Preamp Factor Aux Factor APos TPos Remark MHz dBuV/m dBuV/m dB dBuV dB/m dB dB dB cm deg 1 5775.00 115.09 ------ ------ 104.47 34.03 13.44 36.85 0.00 245 260 Peak
Avg	Blank	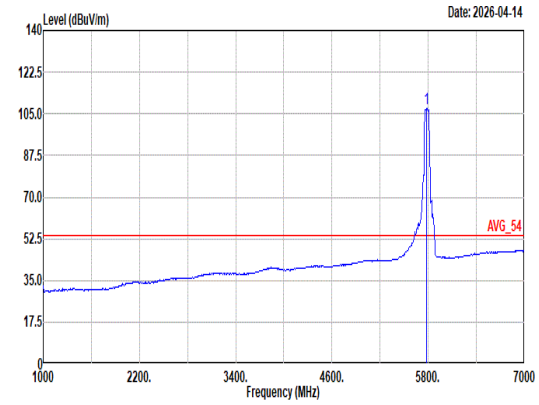 Site : 03CH15-HY Condition: AVG_54 3m 9120D-02294_250606 HORIZONTAL : RBW:1000.000kHz VBW:2.000kHz SWT:Auto Freq Level Limit Line Margin Read Level Ant Factor Cable Loss Preamp Factor Aux Factor APos TPos Remark MHz dBuV/m dBuV/m dB dBuV dB/m dB dB dB cm deg 1 5775.00 107.14 ------ ------ 96.49 34.05 13.45 36.85 0.00 245 260 Average

Mode	10	
	Band Edge - R	
	U-NII-3_5.725-5.85_802.11be EHT80_CH155_Test 20MHz Channel Puncture Location 1_5775MHz	
ANT	DB 1+2+3+4 (CDD)	
Pol.	Horizontal	Fundamental
Peak	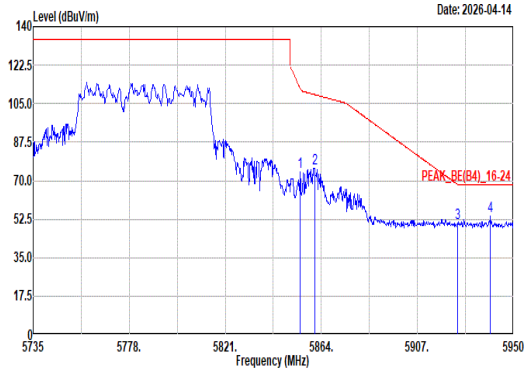 Site : 03CH15-HY Condition: PEAK_BE(B4)_16-24 3m 9120D-02294_250606 HORIZONTAL : RBW:1000.000kHz VBW:3000.000kHz SWT:Auto Limit Read Ant Cable Preamp Aux APos TPos Freq Level Line Margin Level Factor Loss Factor Factor Remark MHz dBuV/m dBuV/m dB dBuV dB/m dB dB dB cm deg 1 5854.54 73.89 111.85 -37.96 63.04 34.12 13.57 36.84 0.00 245 260 Peak 2 5860.99 75.75 109.12 -33.37 64.87 34.14 13.58 36.84 0.00 245 260 Peak 3 5924.85 50.94 68.31 -17.37 39.81 34.25 13.70 36.82 0.00 245 260 Peak 4 5939.68 53.75 68.20 -14.45 42.62 34.22 13.73 36.82 0.00 245 260 Peak	Blank

Mode	10	
	Band Edge - L	
	U-NII-3_5.725-5.85_802.11be EHT80_CH155_Test 20MHz Channel Puncture Location 1_5775MHz	
ANT	DB 1+2+3+4 (CDD)	
Pol.	Vertical	Fundamental
Peak	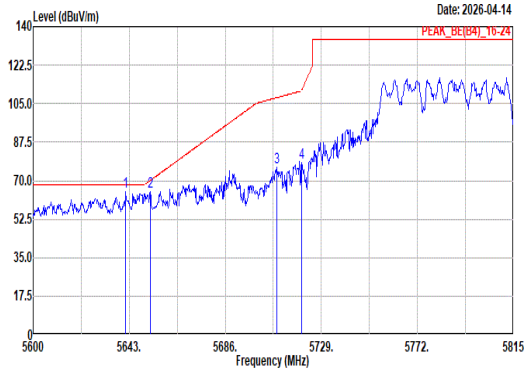 Site : 03CH15-HY Condition: PEAK_BE(B4)_16-24 3m 9120D-02294_250606 VERTICAL : RBW:1000.000kHz VBW:3000.000kHz SWT:Auto Freq Level Limit Line Margin Read Level Ant Factor Cable Loss Preamp Factor Aux Factor APos TPos Remark MHz dBuV/m dBuV/m dB dBuV dB/m dB dB dB cm deg 1 5641.50 65.02 68.20 -3.18 55.50 33.15 13.24 36.87 0.00 251 336 Peak 2 5652.46 64.79 70.03 -5.24 55.18 33.22 13.26 36.87 0.00 251 336 Peak 3 5709.01 75.81 107.72 -31.91 65.59 33.74 13.34 36.86 0.00 251 336 Peak 4 5720.19 77.98 111.22 -33.24 67.71 33.78 13.35 36.86 0.00 251 336 Peak	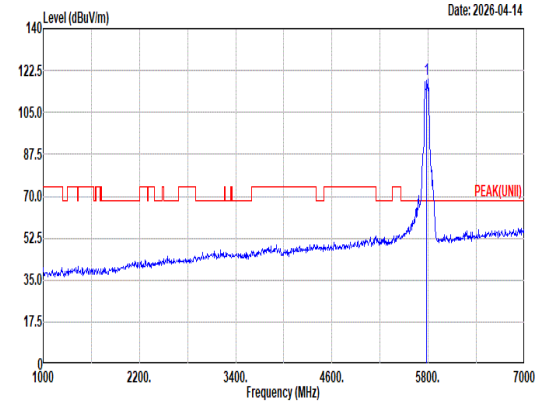 Site : 03CH15-HY Condition: PEAK(UNII) 3m 9120D-02294_250606 VERTICAL : RBW:1000.000kHz VBW:3000.000kHz SWT:Auto Freq Level Limit Line Margin Read Level Ant Factor Cable Loss Preamp Factor Aux Factor APos TPos Remark MHz dBuV/m dBuV/m dB dBuV dB/m dB dB dB cm deg 1 5775.00 118.80 ------ ------ 108.11 34.08 13.46 36.85 0.00 251 336 Peak
Avg	Blank	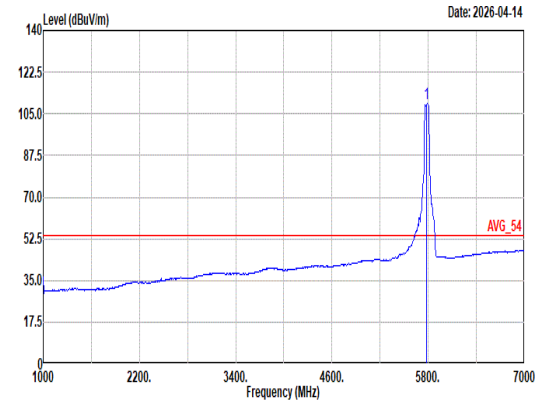 Site : 03CH15-HY Condition: AVG_54 3m 9120D-02294_250606 VERTICAL : RBW:1000.000kHz VBW:2.000kHz SWT:Auto Freq Level Limit Line Margin Read Level Ant Factor Cable Loss Preamp Factor Aux Factor APos TPos Remark MHz dBuV/m dBuV/m dB dBuV dB/m dB dB dB cm deg 1 5775.00 109.43 ------ ------ 98.78 34.05 13.45 36.85 0.00 251 336 Average

Mode	10	
	Band Edge - R	
	U-NII-3_5.725-5.85_802.11be EHT80_CH155_Test 20MHz Channel Puncture Location 1_5775MHz	
ANT	DB 1+2+3+4 (CDD)	
Pol.	Vertical	Fundamental
Peak	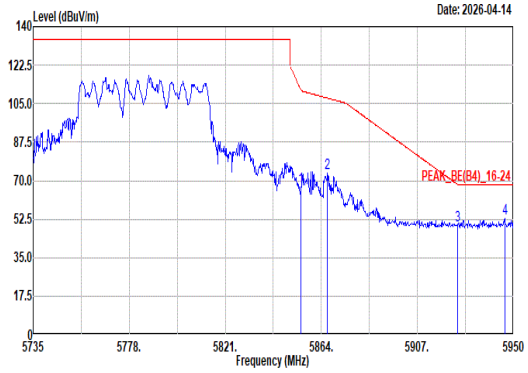 Site : 03CH15-HY Condition: PEAK_BE(B4)_16-24 3m 9120D-02294_250606 VERTICAL : RBW:1000.000kHz VBW:3000.000kHz SWT:Auto Limit Read Ant Cable Preamp Aux APos TPos Freq Level Line Margin Level Factor Loss Factor Factor Remark MHz dBuV/m dBuV/m dB dBuV dB/m dB dB dB cm deg 1 5854.97 66.96 110.87 -43.91 56.11 34.12 13.57 36.84 0.00 251 336 Peak 2 5866.80 73.18 107.50 -34.32 62.25 34.17 13.59 36.83 0.00 251 336 Peak 3 5924.85 49.52 68.31 -18.79 38.39 34.25 13.70 36.82 0.00 251 336 Peak 4 5946.13 52.83 68.20 -15.37 41.70 34.21 13.74 36.82 0.00 251 336 Peak	Blank

<TXBF Mode>

C3.1. Radiated Spurious Emission Test Modes

Mode	Band	Band (GHz)	Antenna	Modulation	Channel	Frequency	Data Rate	RU	Remark
Mode 26	U-NII-3	5.725-5.85	DB 1+2+3+4(TXBF)	802.11be EHT20	149	5745	MCS0	Full RU	-
Mode 27	U-NII-3	5.725-5.85	DB 1+2+3+4(TXBF)	802.11be EHT20	157	5785	MCS0	Full RU	-
Mode 28	U-NII-3	5.725-5.85	DB 1+2+3+4(TXBF)	802.11be EHT20	165	5825	MCS0	Full RU	-
Mode 29	U-NII-3	5.725-5.85	DB 1+2+3+4(TXBF)	802.11be EHT40	151	5755	MCS0	Full RU	-
Mode 30	U-NII-3	5.725-5.85	DB 1+2+3+4(TXBF)	802.11be EHT40	159	5795	MCS0	Full RU	-
Mode 31	U-NII-3	5.725-5.85	DB 1+2+3+4(TXBF)	802.11be EHT80	155	5775	MCS0	Full RU	-

C3.2. Summary of each worse mode

Mode	Modulation	Ch.	Freq. (MHz)	Level (dBuV/m)	Limit (dBuV/m)	Margin (dB)	Pol.	Peak Avg.	Result	RU	Remark
26	802.11be EHT20	149	5645.73	65.76	68.20	-2.44	V	Peak	Pass	Full RU	Band Edge
	802.11be EHT20	149	11490.00	53.52	54.00	-0.48	V	Avg.	Pass	Full RU	Harmonic
27	802.11be EHT20	157	5621.65	60.42	68.20	-7.78	V	Peak	Pass	Full RU	Band Edge
	802.11be EHT20	157	11570.00	52.52	54.00	-1.48	V	Avg.	Pass	Full RU	Harmonic
28	802.11be EHT20	165	5935.69	52.11	68.20	-16.09	V	Peak	Pass	Full RU	Band Edge
	802.11be EHT20	165	11650.00	50.87	54.00	-3.13	V	Avg.	Pass	Full RU	Harmonic
29	802.11be EHT40	151	5652.33	68.68	69.93	-1.25	V	Peak	Pass	Full RU	Band Edge
	802.11be EHT40	151	11510.00	50.44	54.00	-3.56	V	Avg.	Pass	Full RU	Harmonic
30	802.11be EHT40	159	5650.10	66.87	68.27	-1.40	V	Peak	Pass	Full RU	Band Edge
	802.11be EHT40	159	11590.00	48.49	54.00	-5.51	V	Avg.	Pass	Full RU	Harmonic
31	802.11be EHT80	155	5649.24	67.34	68.20	-0.86	V	Peak	Pass	Full RU	Band Edge
	802.11be EHT80	155	11550.00	50.78	54.00	-3.22	V	Avg.	Pass	Full RU	Harmonic

Mode	26	
	Band Edge	
	U-NII-3_5.725-5.85_802.11be EHT20_CH149_Full RU_5745MHz	
ANT	DB 1+2+3+4(TXBF)	
Pol.	Horizontal	Fundamental
Peak	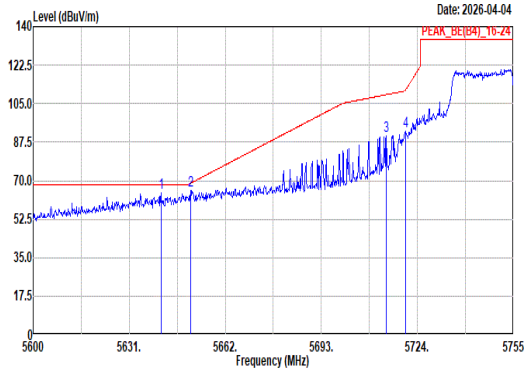 Site : 03CH15-HY Condition: PEAK_BE(B4)_16-24 3m 9120D-02294_250606 HORIZONTAL : RBW:1000.000kHz VBW:3000.000kHz SWT:Auto Freq Level Limit Line Margin Read Level Ant Factor Cable Loss Preamp Factor Aux Factor APos TPos Remark MHz dBuV/m dBuV/m dB dBuV dB/m dB dB dB cm deg 1 5641.23 64.62 68.20 -3.58 55.10 33.15 13.24 36.87 0.00 305 276 Peak 2 5650.84 65.55 68.82 -3.27 55.96 33.21 13.25 36.87 0.00 305 276 Peak 3 5713.93 90.55 109.10 -18.55 80.30 33.76 13.35 36.86 0.00 305 276 Peak 4 5720.13 92.26 111.09 -18.83 81.99 33.78 13.35 36.86 0.00 305 276 Peak	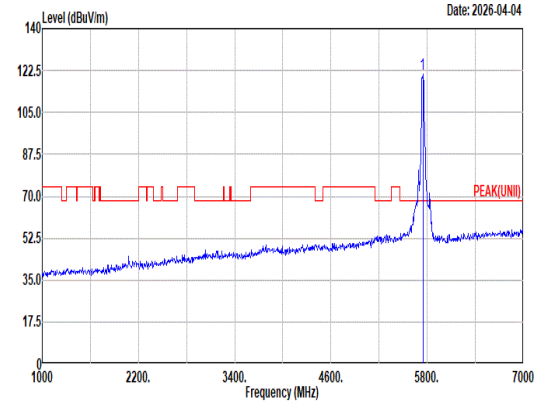 Site : 03CH15-HY Condition: PEAK(UNII) 3m 9120D-02294_250606 HORIZONTAL : RBW:1000.000kHz VBW:3000.000kHz SWT:Auto Freq Level Limit Line Margin Read Level Ant Factor Cable Loss Preamp Factor Aux Factor APos TPos Remark MHz dBuV/m dBuV/m dB dBuV dB/m dB dB dB cm deg 1 5745.00 120.76 ------ ------ 110.30 33.91 13.40 36.85 0.00 305 276 Peak
Avg	Blank	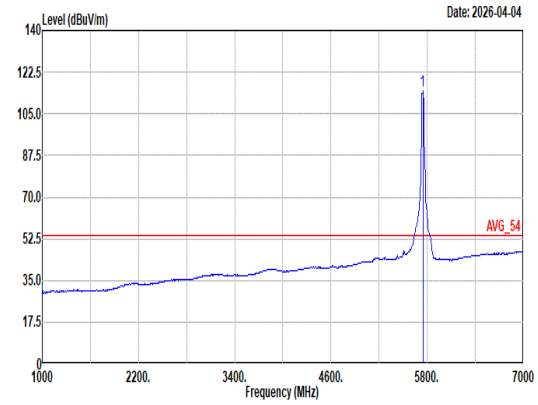 Site : 03CH15-HY Condition: AVG_54 3m 9120D-02294_250606 HORIZONTAL : RBW:1000.000kHz VBW:0.330kHz SWT:Auto Freq Level Limit Line Margin Read Level Ant Factor Cable Loss Preamp Factor Aux Factor APos TPos Remark MHz dBuV/m dBuV/m dB dBuV dB/m dB dB dB cm deg 1 5745.00 114.85 ------ ------ 104.39 33.91 13.40 36.85 0.00 305 276 Average

Mode	26	
	Band Edge	
	U-NII-3_5.725-5.85_802.11be EHT20_CH149_Full RU_5745MHz	
ANT	DB 1+2+3+4(TXBF)	
Pol.	Vertical	Fundamental
Peak	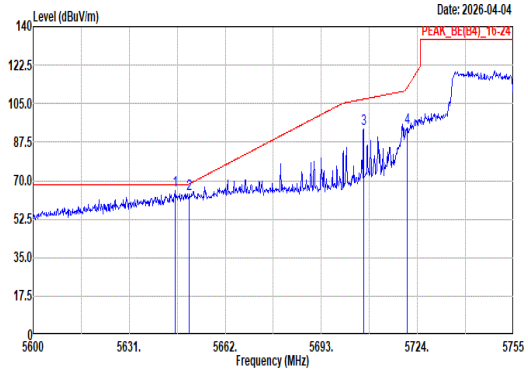 Site : 03CH15-HY Condition: PEAK_BE(B4)_16-24 3m 9120D-02294_250606 VERTICAL : RBW:1000.000kHz VBW:3000.000kHz SWT:Auto Freq Level Limit Line Margin Read Level Ant Factor Cable Loss Preamp Factor Aux Factor APos TPos Remark MHz dBuV/m dBuV/m dB dBuV dB/m dB dB dB cm deg 1 5645.73 65.76 68.20 -2.44 56.21 33.17 13.25 36.87 0.00 291 360 Peak 2 5650.38 63.92 68.48 -4.56 54.34 33.20 13.25 36.87 0.00 291 360 Peak 3 5706.64 93.36 107.06 -13.70 83.16 33.73 13.33 36.86 0.00 291 360 Peak 4 5720.59 93.94 112.15 -18.21 83.67 33.78 13.35 36.86 0.00 291 360 Peak	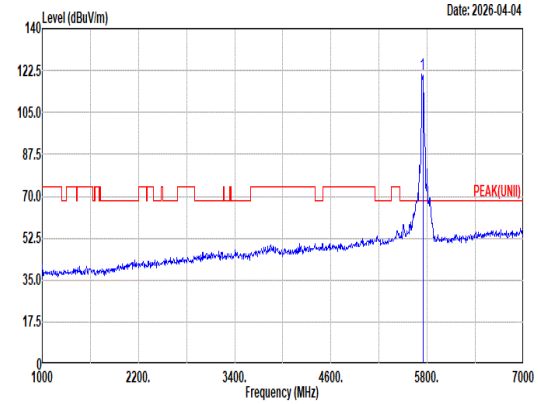 Site : 03CH15-HY Condition: PEAK(UNII) 3m 9120D-02294_250606 VERTICAL : RBW:1000.000kHz VBW:3000.000kHz SWT:Auto Freq Level Limit Line Margin Read Level Ant Factor Cable Loss Preamp Factor Aux Factor APos TPos Remark MHz dBuV/m dBuV/m dB dBuV dB/m dB dB dB cm deg 1 5745.00 121.09 ------ ------ 110.74 33.84 13.37 36.86 0.00 291 360 Peak
Avg	Blank	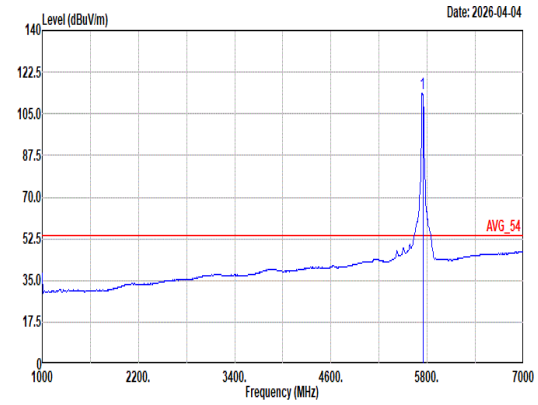 Site : 03CH15-HY Condition: AVG_54 3m 9120D-02294_250606 VERTICAL : RBW:1000.000kHz VBW:0.330kHz SWT:Auto Freq Level Limit Line Margin Read Level Ant Factor Cable Loss Preamp Factor Aux Factor APos TPos Remark MHz dBuV/m dBuV/m dB dBuV dB/m dB dB dB cm deg 1 5745.00 113.50 ------ ------ 103.15 33.84 13.37 36.86 0.00 291 360 Average

Mode	26	
	Harmonic	
	U-NII-3_5.725-5.85_802.11be EHT20_CH149_Full RU_5745MHz	
ANT	DB 1+2+3+4(TXBF)	
Pol.	Horizontal	Vertical
Peak Avg	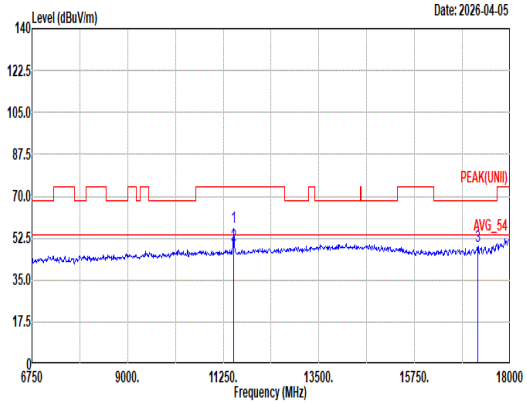 Site : 03CH15-HY Condition: PEAK(UNII) 3m 9120D-02294_250606 HORIZONTAL Freq Level Limit Line Margin Read Level Ant Factor Cable Loss Preamp Factor Aux Factor APos TPos Remark MHz dBuV/m dBuV/m dB dBuV dB/m dB dB dB cm deg 1 11490.00 57.13 74.00 -16.87 56.24 39.01 19.33 58.03 0.58 204 206 Peak 2 11490.00 49.67 54.00 -4.33 48.78 39.01 19.33 58.03 0.58 204 206 Average 3 17235.00 49.39 68.20 -18.81 46.64 38.44 23.89 60.02 0.44 -- -- Peak	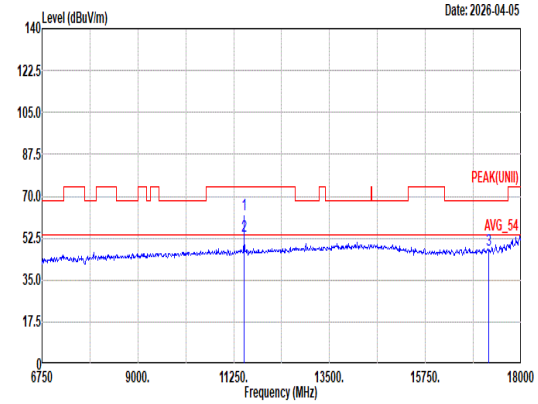 Site : 03CH15-HY Condition: PEAK(UNII) 3m 9120D-02294_250606 VERTICAL Freq Level Limit Line Margin Read Level Ant Factor Cable Loss Preamp Factor Aux Factor APos TPos Remark MHz dBuV/m dBuV/m dB dBuV dB/m dB dB dB cm deg 1 11490.00 62.16 74.00 -11.84 61.27 39.01 19.33 58.03 0.58 390 101 Peak 2 11490.00 53.52 54.00 -0.48 52.63 39.01 19.33 58.03 0.58 390 101 Average 3 17235.00 47.41 68.20 -20.79 44.66 38.44 23.89 60.02 0.44 -- -- Peak

Mode	26	
	Harmonic	
	U-NII-3_5.725-5.85_802.11be EHT20_CH149_Full RU_5745MHz	
ANT	DB 1+2+3+4(TXBF)	
Pol.	Horizontal	Vertical
14.47G ~14.5G Avg	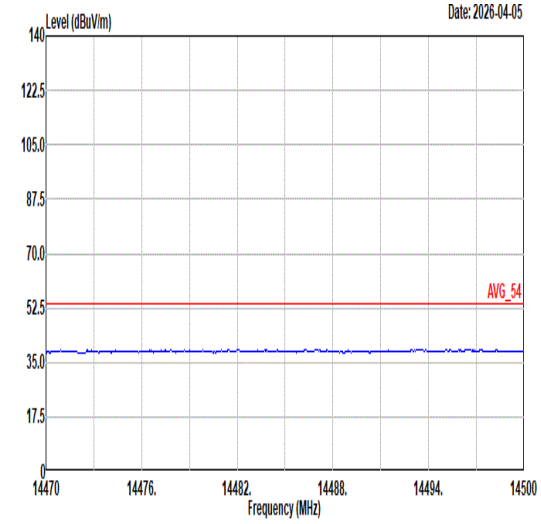 Site : 03CH15-HY Condition: AVG_54 3m 9120D-02294_250606 HORIZONTAL	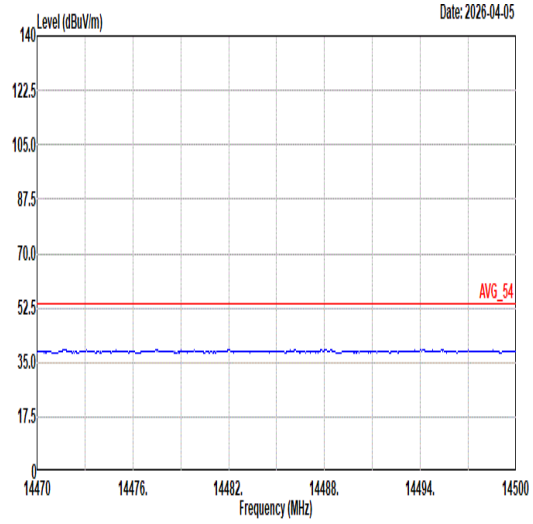 Site : 03CH15-HY Condition: AVG_54 3m 9120D-02294_250606 VERTICAL
17.7G ~18G Avg	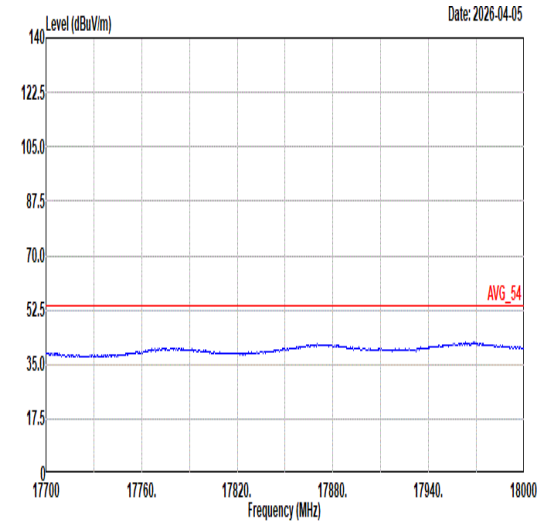 Site : 03CH15-HY Condition: AVG_54 3m 9120D-02294_250606 HORIZONTAL	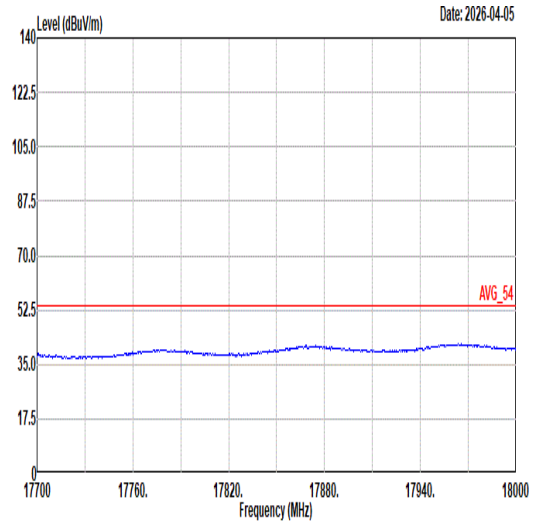 Site : 03CH15-HY Condition: AVG_54 3m 9120D-02294_250606 VERTICAL

Mode	27	
	Band Edge - L	
	U-NII-3_5.725-5.85_802.11be EHT20_CH157_Full RU_5785MHz	
ANT	DB 1+2+3+4(TXBF)	
Pol.	Horizontal	Fundamental
Peak	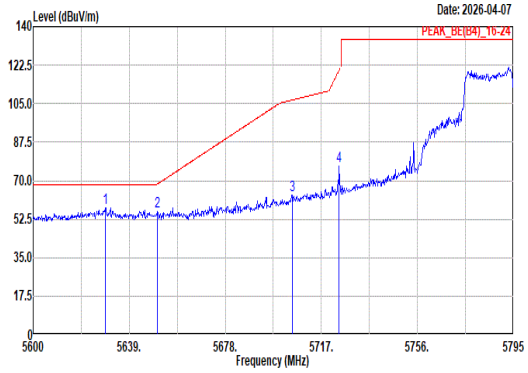 Site : 03CH15-HY Condition: PEAK_BE(B4)_16-24 3m 9120D-02294_250606 HORIZONTAL : RBW:1000.000kHz VBW:3000.000kHz SWT:Auto Freq Level Limit Line Margin Read Level Ant Factor Cable Loss Preamp Factor Aux Factor APos TPos Remark MHz dBuV/m dBuV/m dB dBuV dB/m dB dB dB cm deg 1 5629.45 57.68 68.20 -10.52 48.26 33.08 13.22 36.88 0.00 300 264 Peak 2 5650.51 56.16 68.58 -12.42 46.57 33.21 13.25 36.87 0.00 300 264 Peak 3 5705.11 63.65 106.63 -42.98 53.46 33.72 13.33 36.86 0.00 300 264 Peak 4 5724.22 76.66 120.41 -43.75 66.36 33.80 13.36 36.86 0.00 300 264 Peak	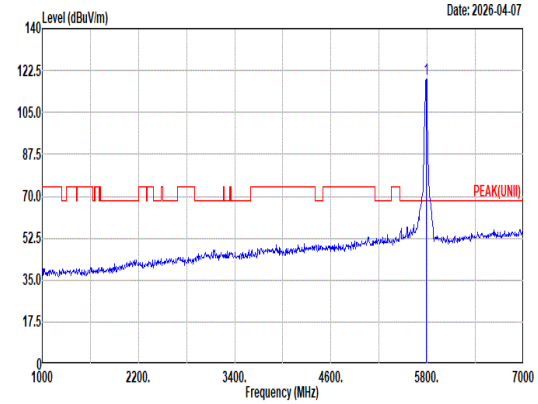 Site : 03CH15-HY Condition: PEAK(UNII) 3m 9120D-02294_250606 HORIZONTAL : RBW:1000.000kHz VBW:3000.000kHz SWT:Auto Freq Level Limit Line Margin Read Level Ant Factor Cable Loss Preamp Factor Aux Factor APos TPos Remark MHz dBuV/m dBuV/m dB dBuV dB/m dB dB dB cm deg 1 5785.00 119.10 ------ ------ 108.41 34.08 13.46 36.85 0.00 300 264 Peak
Avg	Blank	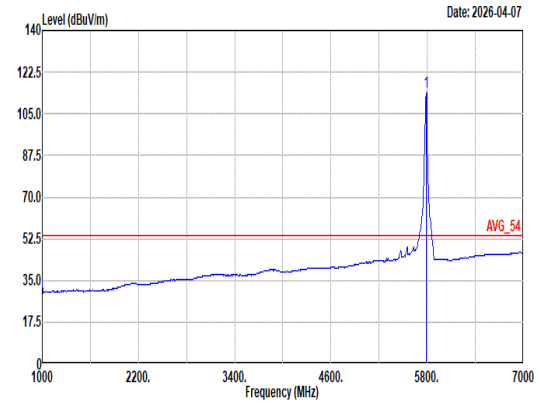 Site : 03CH15-HY Condition: AVG_54 3m 9120D-02294_250606 HORIZONTAL : RBW:1000.000kHz VBW:0.330kHz SWT:Auto Freq Level Limit Line Margin Read Level Ant Factor Cable Loss Preamp Factor Aux Factor APos TPos Remark MHz dBuV/m dBuV/m dB dBuV dB/m dB dB dB cm deg 1 5785.00 114.02 ------ ------ 103.33 34.08 13.46 36.85 0.00 300 264 Average

Mode	27	
	Band Edge - R	
	U-NII-3_5.725-5.85_802.11be EHT20_CH157_Full RU_5785MHz	
ANT	DB 1+2+3+4(TXBF)	
Pol.	Horizontal	Fundamental
Peak	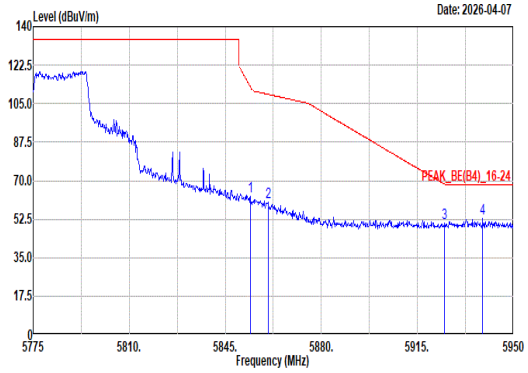 Site : 03CH15-HY Condition: PEAK_BE(B4)_16-24 3m 9120D-02294_250606 HORIZONTAL : RBW:1000.000kHz VBW:3000.000kHz SWT:Auto Limit Read Ant Cable Preamp Aux APos TPos Freq Level Line Margin Level Factor Loss Factor Factor Remark MHz dBuV/m dBuV/m dB dBuV dB/m dB dB dB cm deg 1 5854.10 62.88 112.85 -49.97 52.03 34.12 13.57 36.84 0.00 300 264 Peak 2 5860.58 60.49 109.24 -48.75 49.61 34.14 13.58 36.84 0.00 300 264 Peak 3 5924.98 50.47 68.22 -17.75 39.34 34.25 13.70 36.82 0.00 300 264 Peak 4 5938.80 52.72 68.20 -15.48 41.59 34.22 13.73 36.82 0.00 300 264 Peak	Blank

Mode	27	
	Band Edge - L	
	U-NII-3_5.725-5.85_802.11be EHT20_CH157_Full RU_5785MHz	
ANT	DB 1+2+3+4(TXBF)	
Pol.	Vertical	Fundamental
Peak	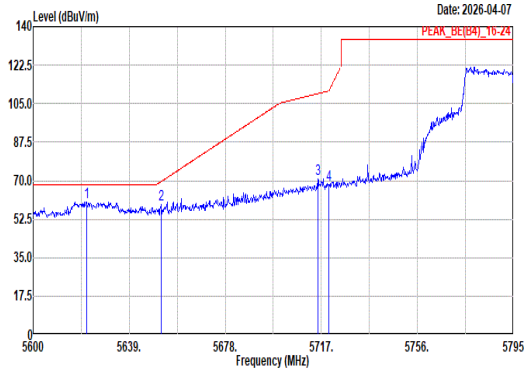 Site : 03CH15-HY Condition: PEAK_BE(B4)_16-24 3m 9120D-02294_250606 VERTICAL : RBW:1000.000kHz VBW:3000.000kHz SWT:Auto Freq Level Limit Line Margin Read Level Ant Factor Cable Loss Preamp Factor Aux Factor APos TPos Remark MHz dBuV/m dBuV/m dB dBuV dB/m dB dB dB cm deg 1 5621.65 60.42 68.20 -7.78 51.06 33.03 13.21 36.88 0.00 292 335 Peak 2 5652.07 59.23 69.73 -10.50 49.62 33.22 13.26 36.87 0.00 292 335 Peak 3 5715.64 70.66 109.58 -38.92 60.41 33.76 13.35 36.86 0.00 292 335 Peak 4 5720.12 68.01 111.07 -43.06 57.74 33.78 13.35 36.86 0.00 292 335 Peak	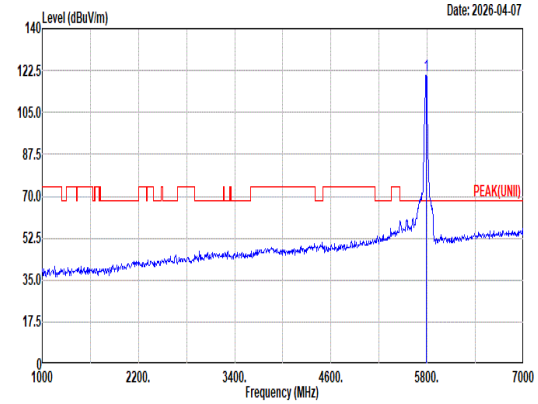 Site : 03CH15-HY Condition: PEAK(UNII) 3m 9120D-02294_250606 VERTICAL : RBW:1000.000kHz VBW:3000.000kHz SWT:Auto Freq Level Limit Line Margin Read Level Ant Factor Cable Loss Preamp Factor Aux Factor APos TPos Remark MHz dBuV/m dBuV/m dB dBuV dB/m dB dB dB cm deg 1 5785.00 120.59 ------ ------ 109.94 34.05 13.45 36.85 0.00 292 335 Peak
Avg	Blank	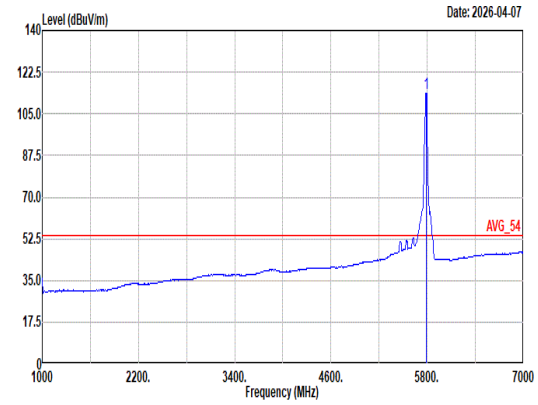 Site : 03CH15-HY Condition: AVG_54 3m 9120D-02294_250606 VERTICAL : RBW:1000.000kHz VBW:0.330kHz SWT:Auto Freq Level Limit Line Margin Read Level Ant Factor Cable Loss Preamp Factor Aux Factor APos TPos Remark MHz dBuV/m dBuV/m dB dBuV dB/m dB dB dB cm deg 1 5785.00 113.78 ------ ------ 103.19 34.00 13.44 36.85 0.00 292 335 Average

Mode	27	
	Band Edge - R	
	U-NII-3_5.725-5.85_802.11be EHT20_CH157_Full RU_5785MHz	
ANT	DB 1+2+3+4(TXBF)	
Pol.	Vertical	Fundamental
Peak	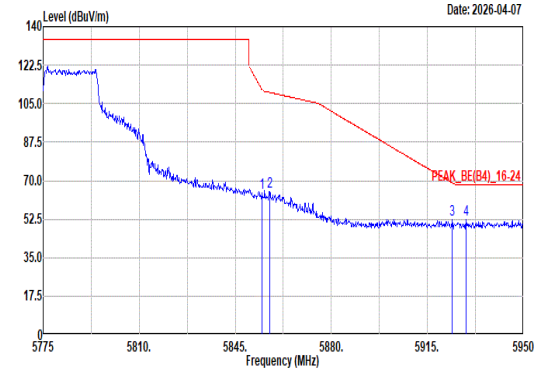 Site : 03CH15-HY Condition: PEAK_BE(B4)_16-24 3m 9120D-02294_250606 VERTICAL : RBW:1000.000kHz VBW:3000.000kHz SWT:Auto Limit Read Ant Cable Preamp Aux APos TPos Freq Level Line Margin Level Factor Loss Factor Factor Remark MHz dBuV/m dBuV/m dB dBuV dB/m dB dB dB cm deg 1 5854.80 64.22 111.26 -47.04 53.37 34.12 13.57 36.84 0.00 292 335 Peak 2 5857.60 65.00 110.07 -45.07 54.13 34.13 13.58 36.84 0.00 292 335 Peak 3 5924.10 52.11 68.86 -16.75 40.98 34.25 13.70 36.82 0.00 292 335 Peak 4 5929.00 52.15 68.20 -16.05 41.02 34.24 13.71 36.82 0.00 292 335 Peak	Blank

Mode	27	
	Harmonic	
	U-NII-3_5.725-5.85_802.11be EHT20_CH157_Full RU_5785MHz	
ANT	DB 1+2+3+4(TXBF)	
Pol.	Horizontal	Vertical
Peak Avg	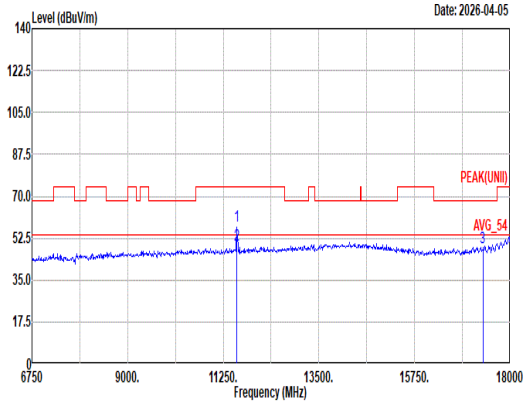 Site : 03CH15-HY Condition: PEAK(UNII) 3m 9120D-02294_250606 HORIZONTAL Freq Level Limit Line Margin Read Level Ant Factor Cable Loss Preamp Factor Aux Factor APos TPos Remark MHz dBuV/m dBuV/m dB dBuV dB/m dB dB dB cm deg 1 11570.00 57.49 74.00 -16.51 56.77 38.72 19.40 57.97 0.57 204 211 Peak 2 11570.00 49.43 54.00 -4.57 48.71 38.72 19.40 57.97 0.57 204 211 Average 3 17355.00 48.85 68.20 -19.35 45.81 38.67 23.97 60.04 0.44 -- -- Peak	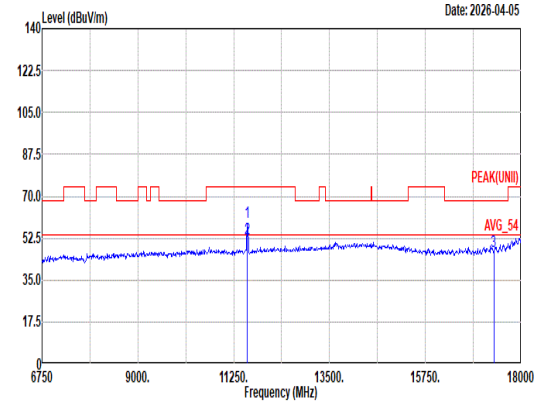 Site : 03CH15-HY Condition: PEAK(UNII) 3m 9120D-02294_250606 VERTICAL Freq Level Limit Line Margin Read Level Ant Factor Cable Loss Preamp Factor Aux Factor APos TPos Remark MHz dBuV/m dBuV/m dB dBuV dB/m dB dB dB cm deg 1 11570.00 59.29 74.00 -14.71 58.57 38.72 19.40 57.97 0.57 386 100 Peak 2 11570.00 52.52 54.00 -1.48 51.80 38.72 19.40 57.97 0.57 386 100 Average 3 17355.00 47.12 68.20 -21.08 44.08 38.67 23.97 60.04 0.44 -- -- Peak

Mode	27	
	Harmonic	
	U-NII-3_5.725-5.85_802.11be EHT20_CH157_Full RU_5785MHz	
ANT	DB 1+2+3+4(TXBF)	
Pol.	Horizontal	Vertical
14.47G ~14.5G Avg	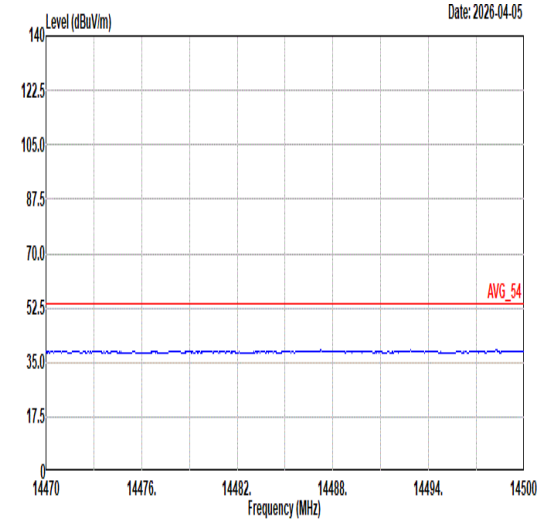 Site : 03CH15-HY Condition: AVG_54 3m 9120D-02294_250606 HORIZONTAL	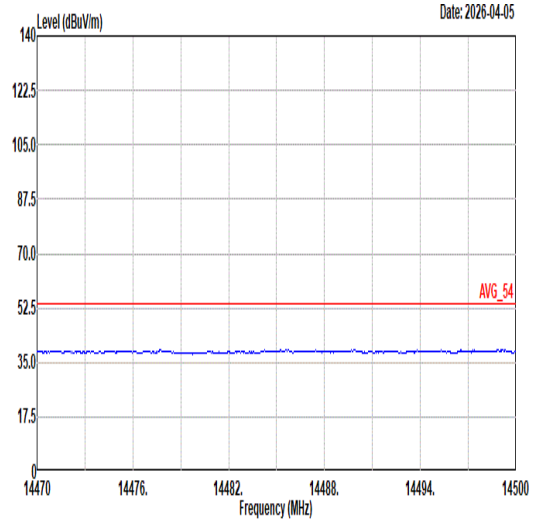 Site : 03CH15-HY Condition: AVG_54 3m 9120D-02294_250606 VERTICAL
17.7G ~18G Avg	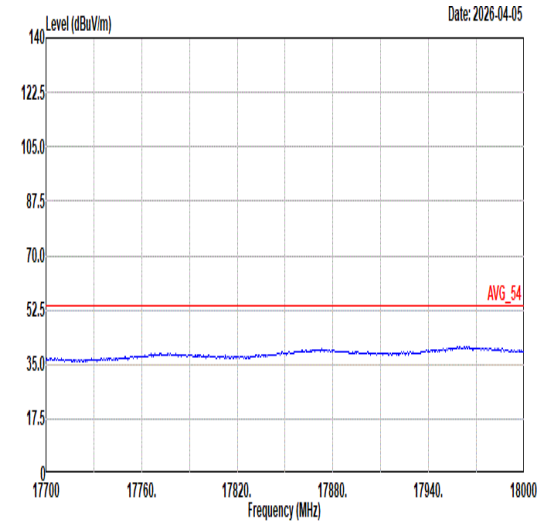 Site : 03CH15-HY Condition: AVG_54 3m 9120D-02294_250606 HORIZONTAL	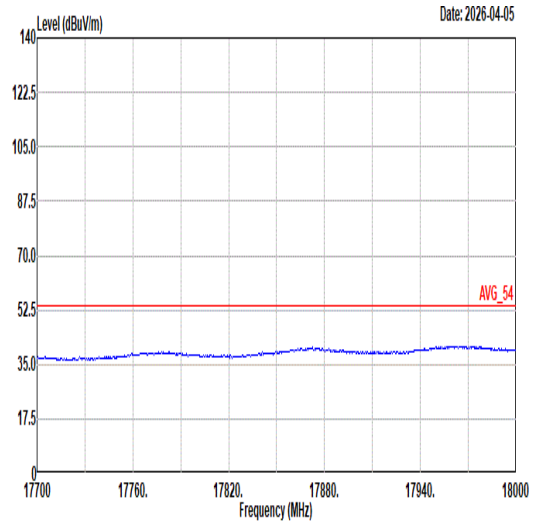 Site : 03CH15-HY Condition: AVG_54 3m 9120D-02294_250606 VERTICAL

Mode	28	
	Band Edge	
	U-NII-3_5.725-5.85_802.11be EHT20_CH165_Full RU_5825MHz	
ANT	DB 1+2+3+4(TXBF)	
Pol.	Horizontal	Fundamental
Peak	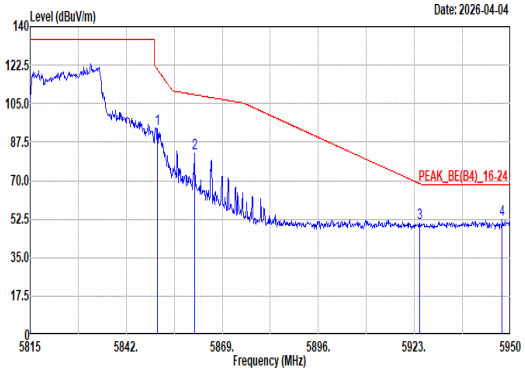 Site : 03CH15-HY Condition: PEAK_BE(B4)_16-24 3m 9120D-02294_250606 HORIZONTAL : RBW:1000.000kHz VBW:3000.000kHz SWT:Auto Freq Level Limit Line Margin Read Level Ant Factor Cable Loss Preamp Factor Aux Factor APos TPos Remark MHz dBuV/m dBuV/m dB dBuV dB/m dB dB dB cm deg 1 5850.78 93.55 120.43 -26.88 82.73 34.10 13.56 36.84 0.00 137 261 Peak 2 5861.17 82.37 109.07 -26.70 71.48 34.14 13.58 36.83 0.00 137 261 Peak 3 5924.49 50.54 68.58 -18.04 39.41 34.25 13.70 36.82 0.00 137 261 Peak 4 5947.71 52.09 68.20 -16.11 40.97 34.20 13.74 36.82 0.00 137 261 Peak	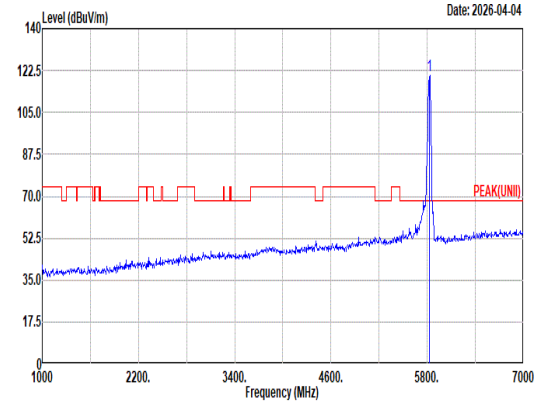 Site : 03CH15-HY Condition: PEAK(UNII) 3m 9120D-02294_250606 HORIZONTAL : RBW:1000.000kHz VBW:3000.000kHz SWT:Auto Freq Level Limit Line Margin Read Level Ant Factor Cable Loss Preamp Factor Aux Factor APos TPos Remark MHz dBuV/m dBuV/m dB dBuV dB/m dB dB dB cm deg 1 5825.00 120.22 ------ ------ 109.42 34.10 13.54 36.84 0.00 137 261 Peak
Avg	Blank	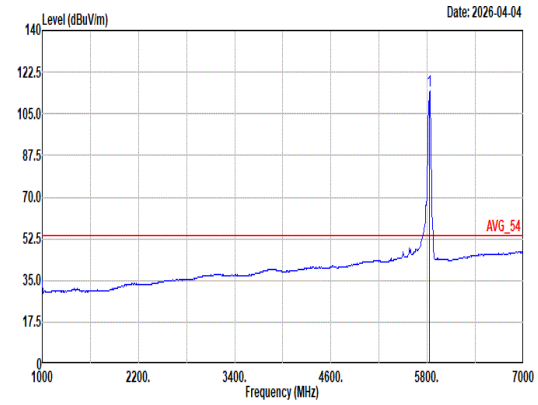 Site : 03CH15-HY Condition: AVG_54 3m 9120D-02294_250606 HORIZONTAL : RBW:1000.000kHz VBW:0.330kHz SWT:Auto Freq Level Limit Line Margin Read Level Ant Factor Cable Loss Preamp Factor Aux Factor APos TPos Remark MHz dBuV/m dBuV/m dB dBuV dB/m dB dB dB cm deg 1 5825.00 114.83 ------ ------ 104.03 34.10 13.54 36.84 0.00 137 261 Average

Mode	28	
	Band Edge	
	U-NII-3_5.725-5.85_802.11be EHT20_CH165_Full RU_5825MHz	
ANT	DB 1+2+3+4(TXBF)	
Pol.	Vertical	Fundamental
Peak	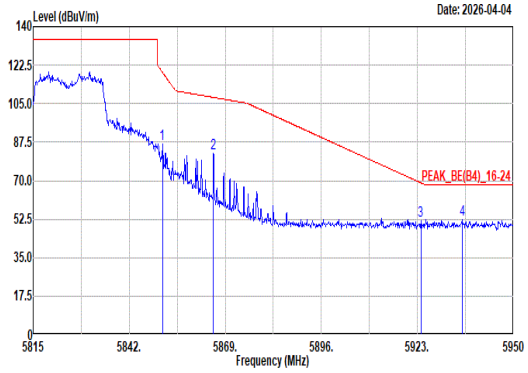 Site : 03CH15-HY Condition: PEAK_BE(B4)_16-24 3m 9120D-02294_250606 VERTICAL : RBW:1000.000kHz VBW:3000.000kHz SWT:Auto Freq Level Limit Line Margin Read Level Ant Factor Cable Loss Preamp Factor Aux Factor APos TPos Remark MHz dBuV/m dBuV/m dB dBuV dB/m dB dB dB cm deg 1 5851.32 86.43 119.20 -32.77 75.60 34.11 13.56 36.84 0.00 300 33 Peak 2 5865.63 82.22 107.82 -25.60 71.30 34.16 13.59 36.83 0.00 300 33 Peak 3 5923.95 51.65 68.98 -17.33 40.52 34.25 13.70 36.82 0.00 300 33 Peak 4 5935.69 52.11 68.20 -16.09 40.98 34.23 13.72 36.82 0.00 300 33 Peak	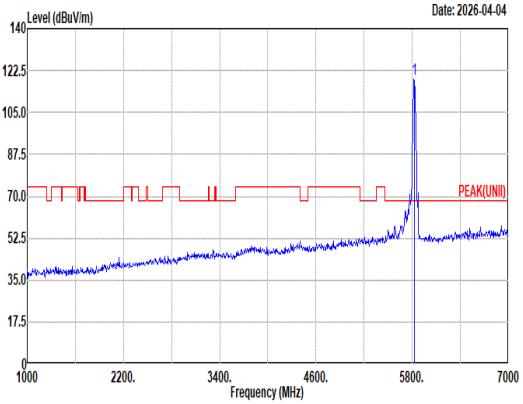 Site : 03CH15-HY Condition: PEAK(UNII) 3m 9120D-02294_250606 VERTICAL : RBW:1000.000kHz VBW:3000.000kHz SWT:Auto Freq Level Limit Line Margin Read Level Ant Factor Cable Loss Preamp Factor Aux Factor APos TPos Remark MHz dBuV/m dBuV/m dB dBuV dB/m dB dB dB cm deg 1 5825.00 118.62 ------ ------ 107.86 34.10 13.50 36.84 0.00 300 33 Peak
Avg	Blank	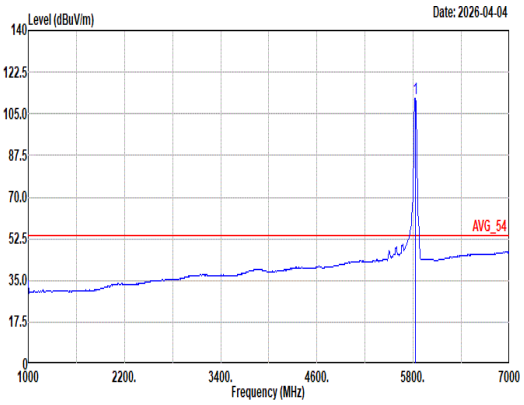 Site : 03CH15-HY Condition: AVG_54 3m 9120D-02294_250606 VERTICAL : RBW:1000.000kHz VBW:0.330kHz SWT:Auto Freq Level Limit Line Margin Read Level Ant Factor Cable Loss Preamp Factor Aux Factor APos TPos Remark MHz dBuV/m dBuV/m dB dBuV dB/m dB dB dB cm deg 1 5825.00 111.70 ------ ------ 100.94 34.10 13.50 36.84 0.00 300 33 Average

Mode	28	
	Harmonic	
	U-NII-3_5.725-5.85_802.11be EHT20_CH165_Full RU_5825MHz	
ANT	DB 1+2+3+4(TXBF)	
Pol.	Horizontal	Vertical
Peak Avg	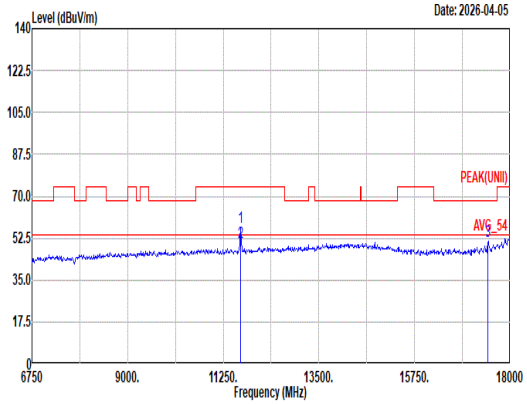 Site : 03CH15-HY Condition: PEAK(UNII) 3m 9120D-02294_250606 HORIZONTAL Freq Level Limit Line Margin Read Level Ant Factor Cable Loss Preamp Factor Aux Factor APos TPos Remark MHz dBuV/m dBuV/m dB dBuV dB/m dB dB dB cm deg 1 11650.00 57.29 74.00 -16.71 56.48 38.70 19.47 57.92 0.56 199 124 Peak 2 11650.00 50.53 54.00 -3.47 49.72 38.70 19.47 57.92 0.56 199 124 Average 3 17475.00 51.16 68.20 -17.04 48.01 38.72 24.05 60.06 0.44 -- -- Peak	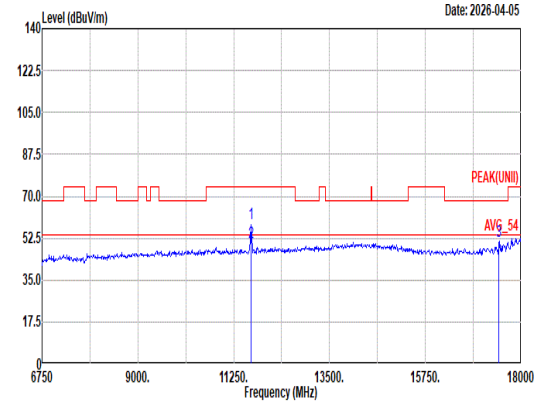 Site : 03CH15-HY Condition: PEAK(UNII) 3m 9120D-02294_250606 VERTICAL Freq Level Limit Line Margin Read Level Ant Factor Cable Loss Preamp Factor Aux Factor APos TPos Remark MHz dBuV/m dBuV/m dB dBuV dB/m dB dB dB cm deg 1 11650.00 58.82 74.00 -15.18 58.01 38.70 19.47 57.92 0.56 205 97 Peak 2 11650.00 50.87 54.00 -3.13 50.06 38.70 19.47 57.92 0.56 205 97 Average 3 17475.00 51.24 68.20 -16.96 48.09 38.72 24.05 60.06 0.44 -- -- Peak

Mode	28	
	Harmonic	
	U-NII-3_5.725-5.85_802.11be EHT20_CH165_Full RU_5825MHz	
ANT	DB 1+2+3+4(TXBF)	
Pol.	Horizontal	Vertical
14.47G ~14.5G Avg	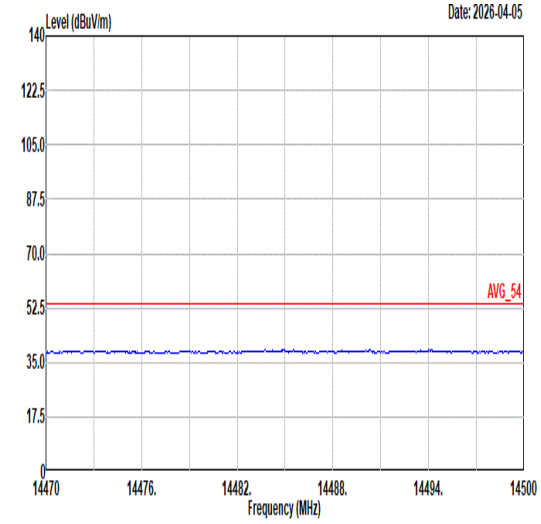 Site : 03CH15-HY Condition: AVG_54 3m 9120D-02294_250606 HORIZONTAL	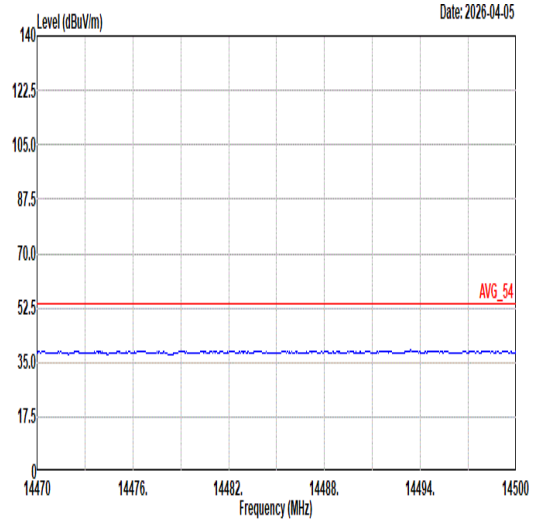 Site : 03CH15-HY Condition: AVG_54 3m 9120D-02294_250606 VERTICAL
17.7G ~18G Avg	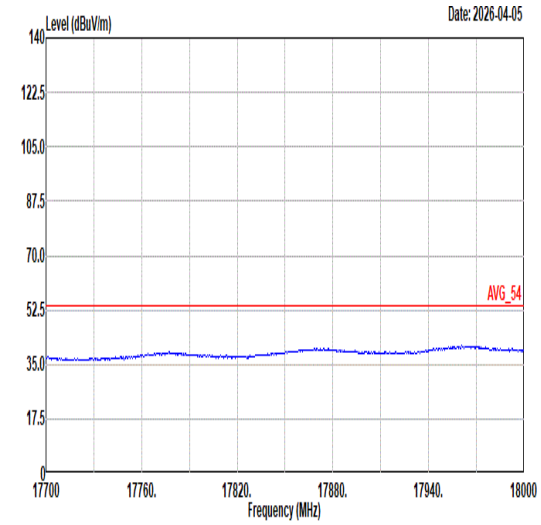 Site : 03CH15-HY Condition: AVG_54 3m 9120D-02294_250606 HORIZONTAL	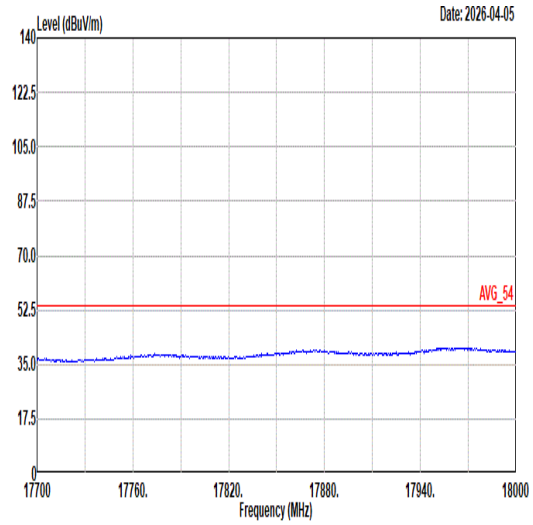 Site : 03CH15-HY Condition: AVG_54 3m 9120D-02294_250606 VERTICAL

Mode	29	
	Band Edge - L	
	U-NII-3_5.725-5.85_802.11be EHT40_CH151_Full RU_5755MHz	
ANT	DB 1+2+3+4(TXBF)	
Pol.	Horizontal	Fundamental
Peak	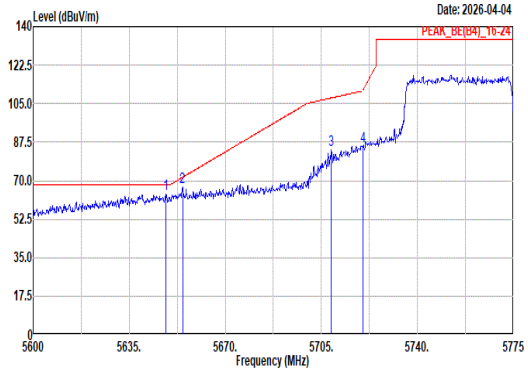 Site : 03CH15-HY Condition: PEAK_BE(B4)_16-24 3m 9120D-02294_250606 HORIZONTAL : RBW:1000.000kHz VBW:3000.000kHz SWT:Auto Freq Level Limit Line Margin Read Level Ant Factor Cable Loss Preamp Factor Aux Factor APos TPos Remark MHz dBuV/m dBuV/m dB dBuV dB/m dB dB dB cm deg 1 5648.48 63.82 68.20 -4.38 54.25 33.19 13.25 36.87 0.00 300 279 Peak 2 5654.43 67.08 71.49 -4.41 57.45 33.24 13.26 36.87 0.00 300 279 Peak 3 5708.68 83.96 107.63 -23.67 73.75 33.73 13.34 36.86 0.00 300 279 Peak 4 5720.05 85.34 110.91 -25.57 75.07 33.78 13.35 36.86 0.00 300 279 Peak	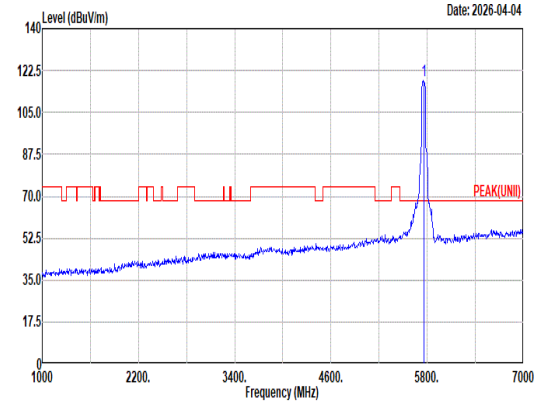 Site : 03CH15-HY Condition: PEAK(UNII) 3m 9120D-02294_250606 HORIZONTAL : RBW:1000.000kHz VBW:3000.000kHz SWT:Auto Freq Level Limit Line Margin Read Level Ant Factor Cable Loss Preamp Factor Aux Factor APos TPos Remark MHz dBuV/m dBuV/m dB dBuV dB/m dB dB dB cm deg 1 5755.00 118.53 ------ ------ 108.12 33.88 13.39 36.86 0.00 300 279 Peak
Avg	Blank	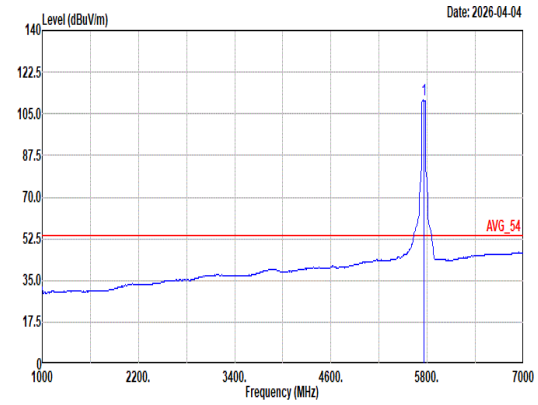 Site : 03CH15-HY Condition: AVG_54 3m 9120D-02294_250606 HORIZONTAL : RBW:1000.000kHz VBW:0.220kHz SWT:Auto Freq Level Limit Line Margin Read Level Ant Factor Cable Loss Preamp Factor Aux Factor APos TPos Remark MHz dBuV/m dBuV/m dB dBuV dB/m dB dB dB cm deg 1 5755.00 110.70 ------ ------ 100.24 33.91 13.40 36.85 0.00 300 279 Average

Mode	29	
	Band Edge - R	
	U-NII-3_5.725-5.85_802.11be EHT40_CH151_Full RU_5755MHz	
ANT	DB 1+2+3+4(TXBF)	
Pol.	Horizontal	Fundamental
Peak	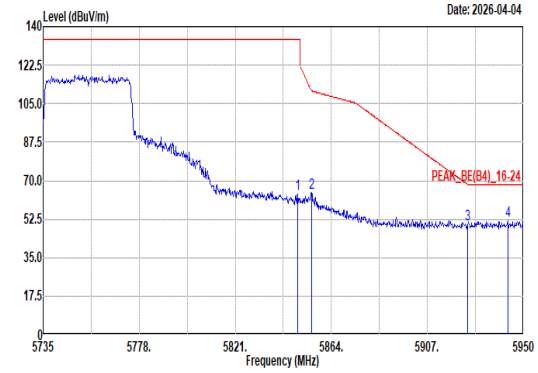 Site : 03CH15-HY Condition: PEAK_BE(B4)_16-24 3m 9120D-02294_250606 HORIZONTAL : RBW:1000.000kHz VBW:3000.000kHz SWT:Auto Limit Read Ant Cable Preamp Aux APos TPos Freq Level Line Margin Level Factor Loss Factor Factor Remark MHz dBuV/m dBuV/m dB dBuV dB/m dB dB dB cm deg 1 5848.95 63.94 134.20 -70.26 53.12 34.10 13.56 36.84 0.00 300 279 Peak 2 5855.19 64.67 110.75 -46.08 53.82 34.12 13.57 36.84 0.00 300 279 Peak 3 5924.85 49.97 68.31 -18.34 38.84 34.25 13.70 36.82 0.00 300 279 Peak 4 5943.12 51.52 68.20 -16.68 40.40 34.21 13.73 36.82 0.00 300 279 Peak	Blank

Mode	29	
	Band Edge - L	
	U-NII-3_5.725-5.85_802.11be EHT40_CH151_Full RU_5755MHz	
ANT	DB 1+2+3+4(TXBF)	
Pol.	Vertical	Fundamental
Peak	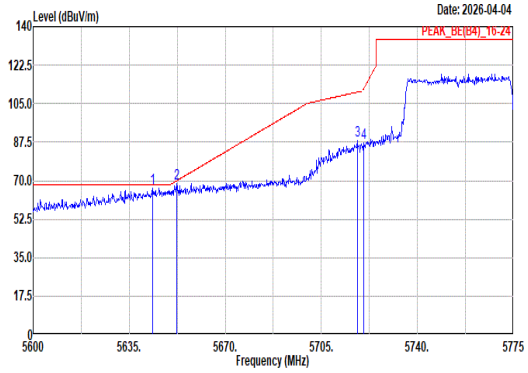 Site : 03CH15-HY Condition: PEAK_BE(B4)_16-24 3m 9120D-02294_250606 VERTICAL : RBW:1000.000kHz VBW:3000.000kHz SWT:Auto Freq Level Limit Line Margin Read Level Ant Factor Cable Loss Preamp Factor Aux Factor APos TPos Remark MHz dBuV/m dBuV/m dB dBuV dB/m dB dB dB cm deg 1 5643.58 66.81 68.20 -1.39 57.28 33.16 13.24 36.87 0.00 300 345 Peak 2 5652.33 68.68 69.93 -1.25 59.07 33.22 13.26 36.87 0.00 300 345 Peak 3 5718.13 88.45 110.28 -21.83 78.19 33.77 13.35 36.86 0.00 300 345 Peak 4 5720.58 87.34 112.11 -24.77 77.07 33.78 13.35 36.86 0.00 300 345 Peak	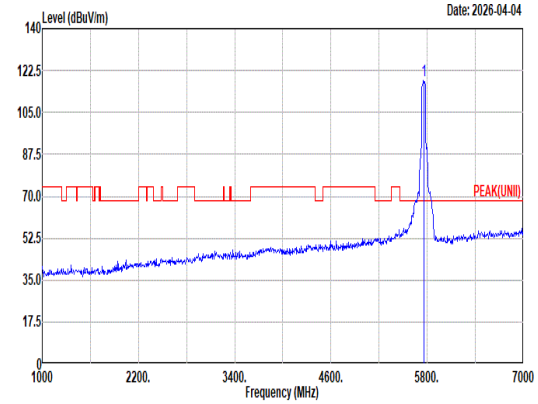 Site : 03CH15-HY Condition: PEAK(UNII) 3m 9120D-02294_250606 VERTICAL : RBW:1000.000kHz VBW:3000.000kHz SWT:Auto Freq Level Limit Line Margin Read Level Ant Factor Cable Loss Preamp Factor Aux Factor APos TPos Remark MHz dBuV/m dBuV/m dB dBuV dB/m dB dB dB cm deg 1 5755.00 118.59 ------ ------ 108.13 33.91 13.40 36.85 0.00 300 345 Peak
Avg	Blank	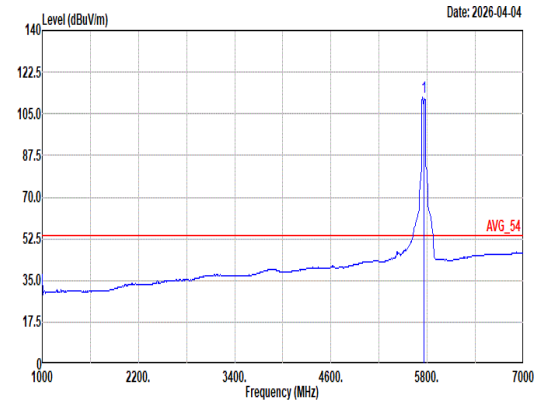 Site : 03CH15-HY Condition: AVG_54 3m 9120D-02294_250606 VERTICAL : RBW:1000.000kHz VBW:0.220kHz SWT:Auto Freq Level Limit Line Margin Read Level Ant Factor Cable Loss Preamp Factor Aux Factor APos TPos Remark MHz dBuV/m dBuV/m dB dBuV dB/m dB dB dB cm deg 1 5755.00 112.16 ------ ------ 101.78 33.86 13.38 36.86 0.00 300 345 Average

Mode	29	
	Band Edge - R	
	U-NII-3_5.725-5.85_802.11be EHT40_CH151_Full RU_5755MHz	
ANT	DB 1+2+3+4(TXBF)	
Pol.	Vertical	Fundamental
Peak	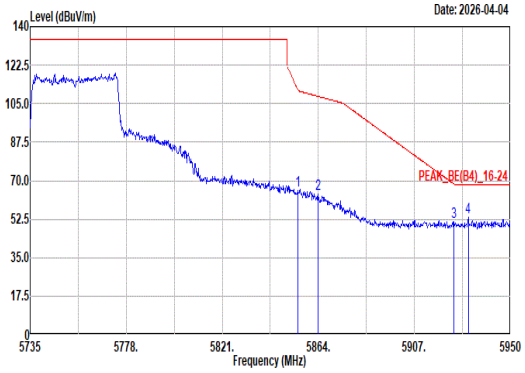 Site : 03CH15-HY Condition: PEAK_BE(B4)_16-24 3m 9120D-02294_250606 VERTICAL : RBW:1000.000kHz VBW:3000.000kHz SWT:Auto Limit Read Ant Cable Preamp Aux APos TPos Freq Level Line Margin Level Factor Loss Factor Factor Remark MHz dBuV/m dBuV/m dB dBuV dB/m dB dB dB cm deg 1 5854.97 65.36 110.87 -45.51 54.51 34.12 13.57 36.84 0.00 300 345 Peak 2 5864.00 64.16 108.28 -44.12 53.24 34.16 13.59 36.83 0.00 300 345 Peak 3 5924.63 51.37 68.47 -17.10 40.24 34.25 13.70 36.82 0.00 300 345 Peak 4 5931.08 53.41 68.20 -14.79 42.28 34.24 13.71 36.82 0.00 300 345 Peak	Blank

Mode	29	
	Harmonic	
	U-NII-3_5.725-5.85_802.11be EHT40_CH151_Full RU_5755MHz	
ANT	DB 1+2+3+4(TXBF)	
Pol.	Horizontal	Vertical
Peak Avg	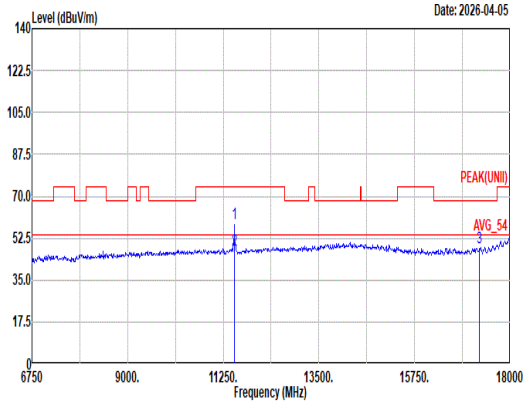 Site : 03CH15-HY Condition: PEAK(UNII) 3m 9120D-02294_250606 HORIZONTAL Freq Level Limit Line Margin Read Level Ant Factor Cable Loss Preamp Factor Aux Factor APos TPos Remark MHz dBuV/m dBuV/m dB dBuV dB/m dB dB dB cm deg 1 11510.00 58.43 74.00 -15.57 57.56 38.96 19.34 58.01 0.58 303 176 Peak 2 11510.00 47.38 54.00 -6.62 46.51 38.96 19.34 58.01 0.58 303 176 Average 3 17265.00 48.42 68.20 -19.78 45.62 38.47 23.91 60.02 0.44 -- -- Peak	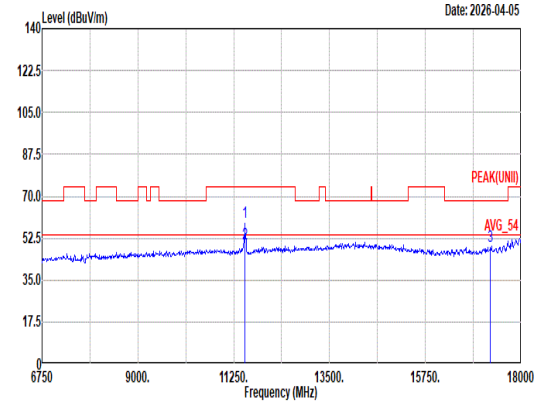 Site : 03CH15-HY Condition: PEAK(UNII) 3m 9120D-02294_250606 VERTICAL Freq Level Limit Line Margin Read Level Ant Factor Cable Loss Preamp Factor Aux Factor APos TPos Remark MHz dBuV/m dBuV/m dB dBuV dB/m dB dB dB cm deg 1 11510.00 59.13 74.00 -14.87 58.26 38.96 19.34 58.01 0.58 391 100 Peak 2 11510.00 50.44 54.00 -3.56 49.57 38.96 19.34 58.01 0.58 391 100 Average 3 17265.00 49.08 68.20 -19.12 46.28 38.47 23.91 60.02 0.44 -- -- Peak

Mode	29	
	Harmonic	
	U-NII-3_5.725-5.85_802.11be EHT40_CH151_Full RU_5755MHz	
ANT	DB 1+2+3+4(TXBF)	
Pol.	Horizontal	Vertical
14.47G ~14.5G Avg	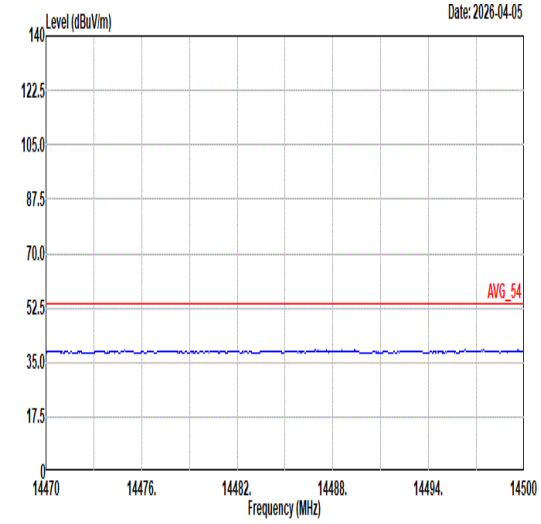 Site : 03CH15-HY Condition: AVG_54 3m 9120D-02294_250606 HORIZONTAL	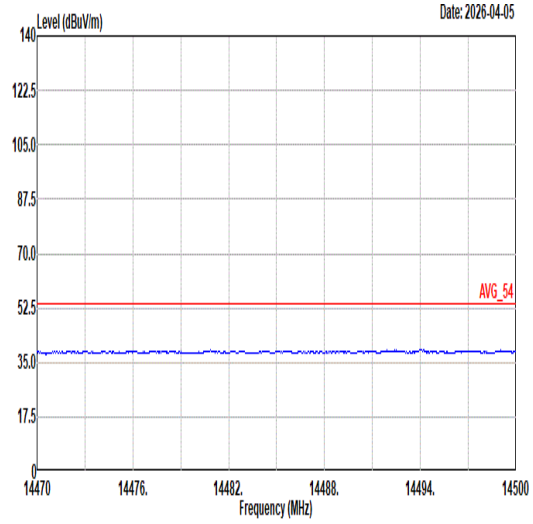 Site : 03CH15-HY Condition: AVG_54 3m 9120D-02294_250606 VERTICAL
17.7G ~18G Avg	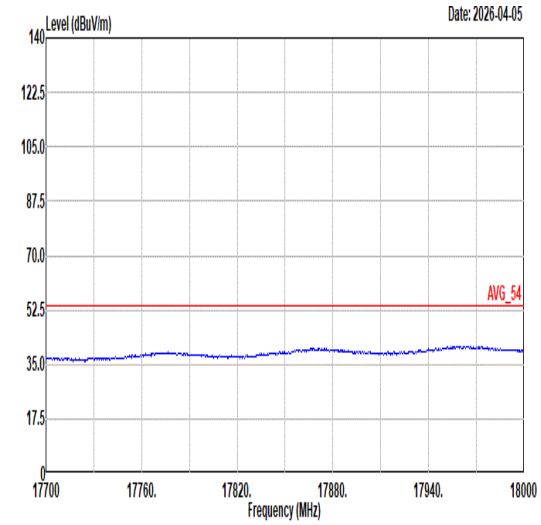 Site : 03CH15-HY Condition: AVG_54 3m 9120D-02294_250606 HORIZONTAL	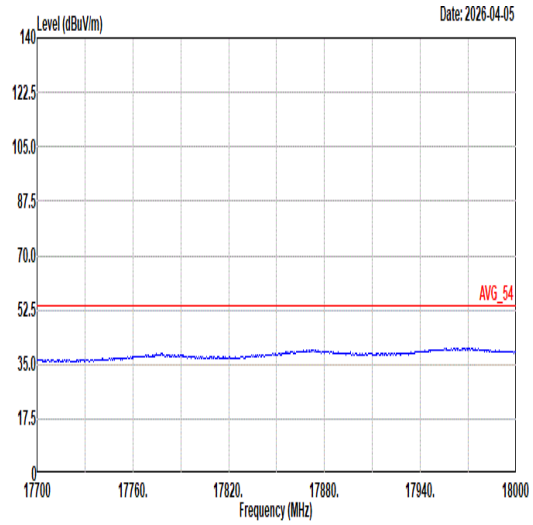 Site : 03CH15-HY Condition: AVG_54 3m 9120D-02294_250606 VERTICAL

Mode	30	
	Band Edge - L	
	U-NII-3_5.725-5.85_802.11be EHT40_CH159_Full RU_5795MHz	
ANT	DB 1+2+3+4(TXBF)	
Pol.	Horizontal	Fundamental
Peak	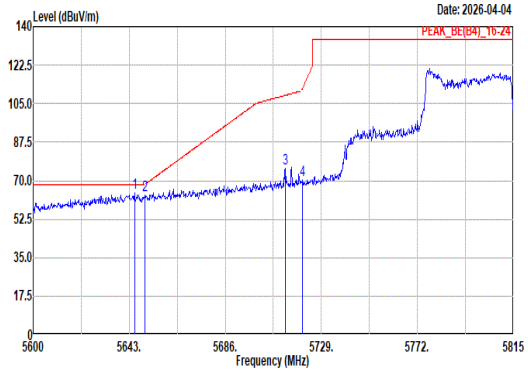 Site : 03CH15-HY Condition: PEAK_BE(B4)_16-24 3m 9120D-02294_250606 HORIZONTAL : RBW:1000.000kHz VBW:3000.000kHz SWT:Auto Freq Level Limit Line Margin Read Level Ant Factor Cable Loss Preamp Factor Aux Factor APos TPos Remark MHz dBuV/m dBuV/m dB dBuV dB/m dB dB dB cm deg 1 5645.37 64.35 68.20 -3.85 54.80 33.17 13.25 36.87 0.00 225 273 Peak 2 5650.10 63.29 68.27 -4.98 53.71 33.20 13.25 36.87 0.00 225 273 Peak 3 5712.88 75.58 108.81 -33.23 65.35 33.75 13.34 36.86 0.00 225 273 Peak 4 5720.62 70.18 112.20 -42.02 59.91 33.78 13.35 36.86 0.00 225 273 Peak	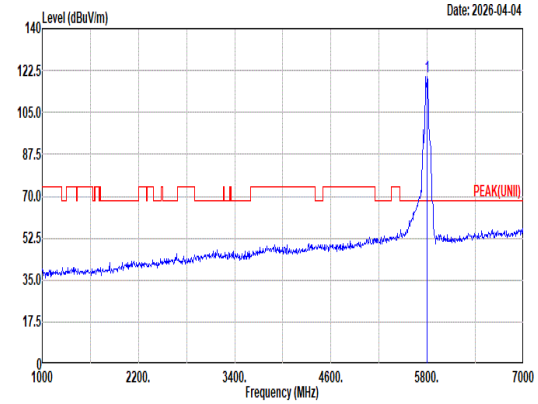 Site : 03CH15-HY Condition: PEAK(UNII) 3m 9120D-02294_250606 HORIZONTAL : RBW:1000.000kHz VBW:3000.000kHz SWT:Auto Freq Level Limit Line Margin Read Level Ant Factor Cable Loss Preamp Factor Aux Factor APos TPos Remark MHz dBuV/m dBuV/m dB dBuV dB/m dB dB dB cm deg 1 5795.00 119.88 ------ ------ 109.16 34.10 13.47 36.85 0.00 225 273 Peak
Avg	Blank	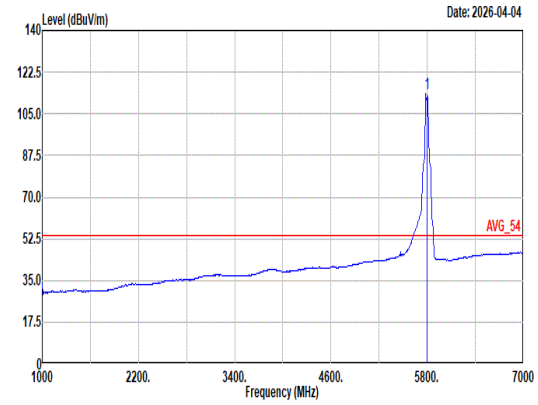 Site : 03CH15-HY Condition: AVG_54 3m 9120D-02294_250606 HORIZONTAL : RBW:1000.000kHz VBW:0.220kHz SWT:Auto Freq Level Limit Line Margin Read Level Ant Factor Cable Loss Preamp Factor Aux Factor APos TPos Remark MHz dBuV/m dBuV/m dB dBuV dB/m dB dB dB cm deg 1 5795.00 113.68 ------ ------ 103.09 34.00 13.44 36.85 0.00 225 273 Average

Mode	30	
	Band Edge - R	
	U-NII-3_5.725-5.85_802.11be EHT40_CH159_Full RU_5795MHz	
ANT	DB 1+2+3+4(TXBF)	
Pol.	Horizontal	Fundamental
Peak	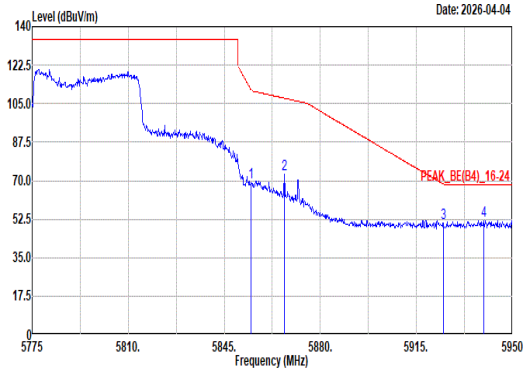 Site : 03CH15-HY Condition: PEAK_BE(B4)_16-24 3m 9120D-02294_250606 HORIZONTAL : RBW:1000.000kHz VBW:3000.000kHz SWT:Auto Limit Read Ant Cable Preamp Aux APos TPos Freq Level Line Margin Level Factor Loss Factor Factor Remark MHz dBuV/m dBuV/m dB dBuV dB/m dB dB dB cm deg 1 5854.80 69.27 111.26 -41.99 58.42 34.12 13.57 36.84 0.00 225 273 Peak 2 5866.88 72.97 107.47 -34.50 62.04 34.17 13.59 36.83 0.00 225 273 Peak 3 5924.80 50.89 68.35 -17.46 39.76 34.25 13.70 36.82 0.00 225 273 Peak 4 5939.68 51.93 68.20 -16.27 40.80 34.22 13.73 36.82 0.00 225 273 Peak	Blank

Mode	30	
	Band Edge - L	
	U-NII-3_5.725-5.85_802.11be EHT40_CH159_Full RU_5795MHz	
ANT	DB 1+2+3+4(TXBF)	
Pol.	Vertical	Fundamental
Peak	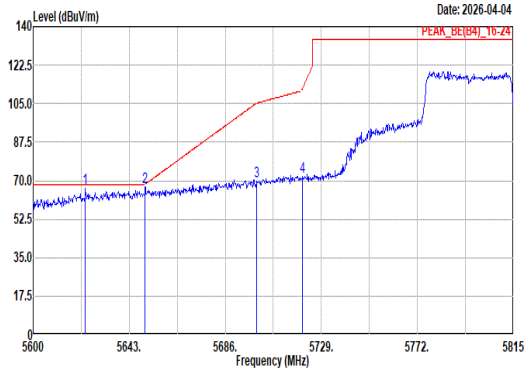 Site : 03CH15-HY Condition: PEAK_BE(B4)_16-24 3m 9120D-02294_250606 VERTICAL : RBW:1000.000kHz VBW:3000.000kHz SWT:Auto Freq Level Limit Line Margin Read Level Ant Factor Cable Loss Preamp Factor Aux Factor APos TPos Remark MHz dBuV/m dBuV/m dB dBuV dB/m dB dB dB cm deg 1 5623.44 66.48 68.20 -1.72 57.11 33.04 13.21 36.88 0.00 294 340 Peak 2 5650.10 66.87 68.27 -1.40 57.29 33.20 13.25 36.87 0.00 294 340 Peak 3 5700.19 69.87 105.25 -35.38 59.70 33.70 13.33 36.86 0.00 294 340 Peak 4 5720.62 71.98 112.20 -40.22 61.71 33.78 13.35 36.86 0.00 294 340 Peak	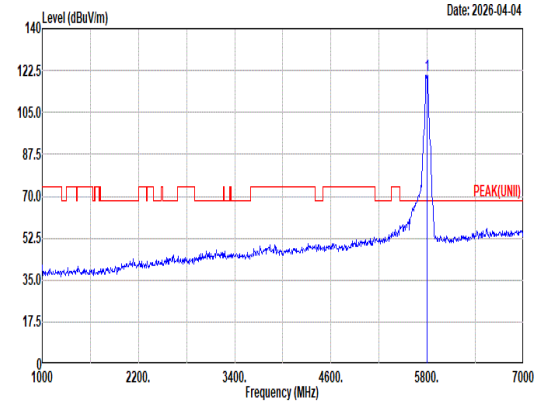 Site : 03CH15-HY Condition: PEAK(UNII) 3m 9120D-02294_250606 VERTICAL : RBW:1000.000kHz VBW:3000.000kHz SWT:Auto Freq Level Limit Line Margin Read Level Ant Factor Cable Loss Preamp Factor Aux Factor APos TPos Remark MHz dBuV/m dBuV/m dB dBuV dB/m dB dB dB cm deg 1 5795.00 120.30 ------ ------ 109.68 34.03 13.44 36.85 0.00 294 340 Peak
Avg	Blank	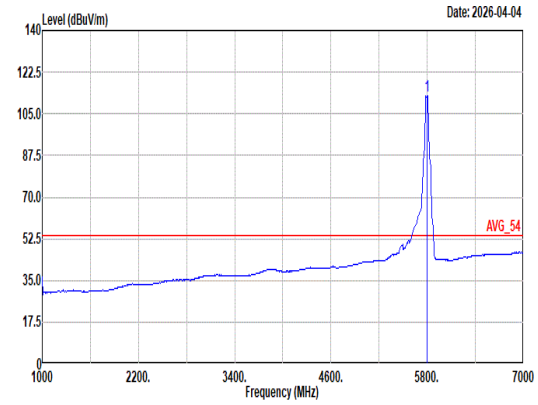 Site : 03CH15-HY Condition: AVG_54 3m 9120D-02294_250606 VERTICAL : RBW:1000.000kHz VBW:0.220kHz SWT:Auto Freq Level Limit Line Margin Read Level Ant Factor Cable Loss Preamp Factor Aux Factor APos TPos Remark MHz dBuV/m dBuV/m dB dBuV dB/m dB dB dB cm deg 1 5795.00 112.49 ------ ------ 101.74 34.10 13.49 36.84 0.00 294 340 Average

Mode	30	
	Band Edge - R	
	U-NII-3_5.725-5.85_802.11be EHT40_CH159_Full RU_5795MHz	
ANT	DB 1+2+3+4(TXBF)	
Pol.	Vertical	Fundamental
Peak	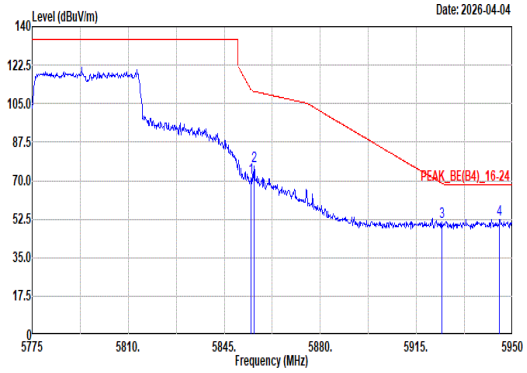 Site : 03CH15-HY Condition: PEAK_BE(B4)_16-24 3m 9120D-02294_250606 VERTICAL : RBW:1000.000kHz VBW:3000.000kHz SWT:Auto Limit Read Ant Cable Preamp Aux APos TPos Freq Level Line Margin Level Factor Loss Factor Factor Remark MHz dBuV/m dBuV/m dB dBuV dB/m dB dB dB cm deg 1 5854.80 71.11 111.26 -40.15 60.26 34.12 13.57 36.84 0.00 294 340 Peak 2 5855.85 76.65 110.56 -33.91 65.80 34.12 13.57 36.84 0.00 294 340 Peak 3 5924.28 51.08 68.73 -17.65 39.95 34.25 13.70 36.82 0.00 294 340 Peak 4 5945.28 52.28 68.20 -15.92 41.15 34.21 13.74 36.82 0.00 294 340 Peak	Blank

Mode	30	
	Harmonic	
	U-NII-3_5.725-5.85_802.11be EHT40_CH159_Full RU_5795MHz	
ANT	DB 1+2+3+4(TXBF)	
Pol.	Horizontal	Vertical
Peak Avg	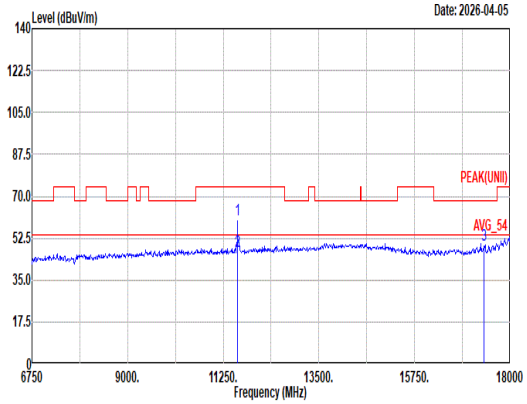 Site : 03CH15-HY Condition: PEAK(UNII) 3m 9120D-02294_250606 HORIZONTAL Freq Level Limit Line Margin Read Level Ant Factor Cable Loss Preamp Factor Aux Factor APos TPos Remark MHz dBuV/m dBuV/m dB dBuV dB/m dB dB dB cm deg 1 11590.00 60.09 74.00 -13.91 59.42 38.64 19.42 57.96 0.57 205 204 Peak 2 11590.00 47.03 54.00 -6.97 46.36 38.64 19.42 57.96 0.57 205 204 Average 3 17385.00 49.86 68.20 -18.34 46.72 38.76 23.99 60.05 0.44 -- -- Peak	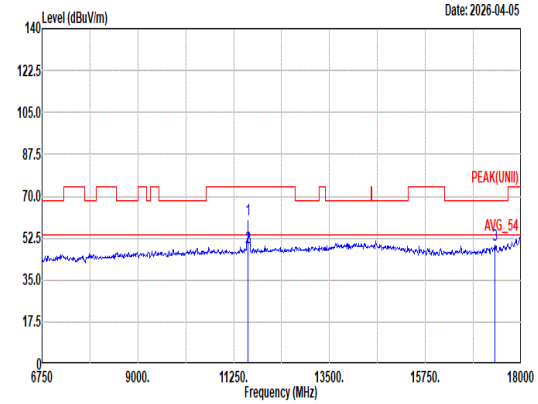 Site : 03CH15-HY Condition: PEAK(UNII) 3m 9120D-02294_250606 VERTICAL Freq Level Limit Line Margin Read Level Ant Factor Cable Loss Preamp Factor Aux Factor APos TPos Remark MHz dBuV/m dBuV/m dB dBuV dB/m dB dB dB cm deg 1 11590.00 60.28 74.00 -13.72 59.61 38.64 19.42 57.96 0.57 391 100 Peak 2 11590.00 48.49 54.00 -5.51 47.82 38.64 19.42 57.96 0.57 391 100 Average 3 17385.00 49.65 68.20 -18.55 46.51 38.76 23.99 60.05 0.44 -- -- Peak

Mode	30	
	Harmonic	
	U-NII-3_5.725-5.85_802.11be EHT40_CH159_Full RU_5795MHz	
ANT	DB 1+2+3+4(TXBF)	
Pol.	Horizontal	Vertical
14.47G ~14.5G Avg	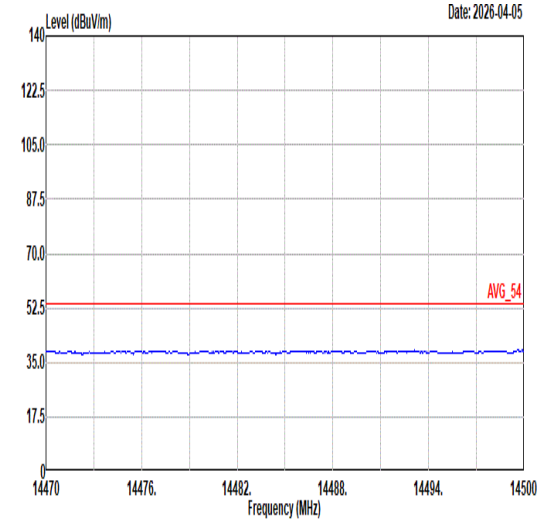 Site : 03CH15-HY Condition: AVG_54 3m 9120D-02294_250606 HORIZONTAL	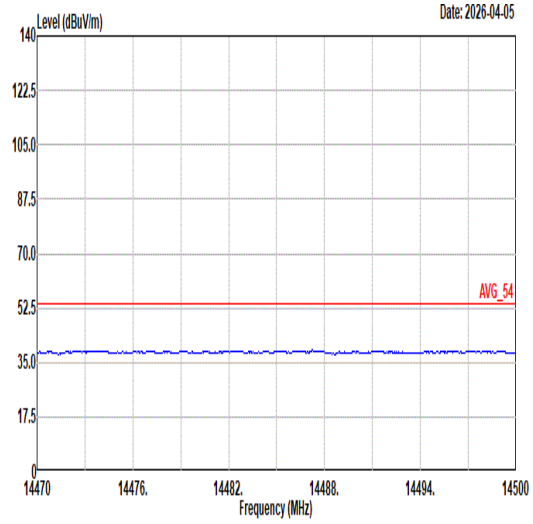 Site : 03CH15-HY Condition: AVG_54 3m 9120D-02294_250606 VERTICAL
17.7G ~18G Avg	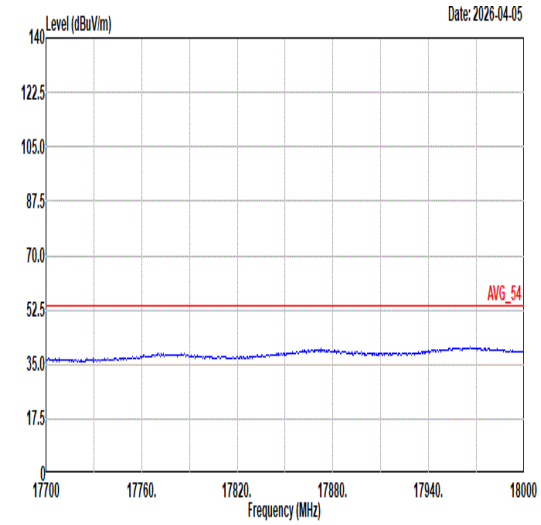 Site : 03CH15-HY Condition: AVG_54 3m 9120D-02294_250606 HORIZONTAL	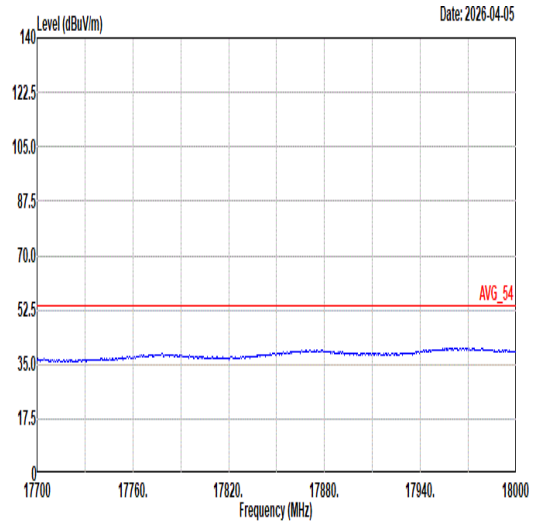 Site : 03CH15-HY Condition: AVG_54 3m 9120D-02294_250606 VERTICAL

Mode	31	
	Band Edge - L	
	U-NII-3_5.725-5.85_802.11be EHT80_CH155_Full RU_5775MHz	
ANT	DB 1+2+3+4(TXBF)	
Pol.	Horizontal	Fundamental
Peak	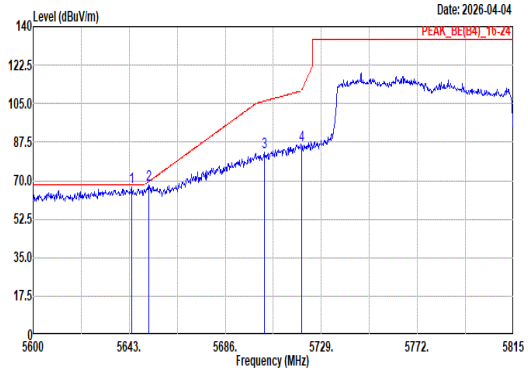 Site : 03CH15-HY Condition: PEAK_BE(B4)_16-24 3m 9120D-02294_250606 HORIZONTAL : RBW:1000.000kHz VBW:3000.000kHz SWT:Auto Freq Level Limit Line Margin Read Level Ant Factor Cable Loss Preamp Factor Aux Factor APos TPos Remark MHz dBuV/m dBuV/m dB dBuV dB/m dB dB dB cm deg 1 5644.08 66.92 68.20 -1.28 57.39 33.16 13.24 36.87 0.00 193 82 Peak 2 5651.82 67.97 69.55 -1.58 58.36 33.22 13.26 36.87 0.00 193 82 Peak 3 5703.42 82.78 106.16 -23.38 72.60 33.71 13.33 36.86 0.00 193 82 Peak 4 5720.19 86.31 111.22 -24.91 76.04 33.78 13.35 36.86 0.00 193 82 Peak	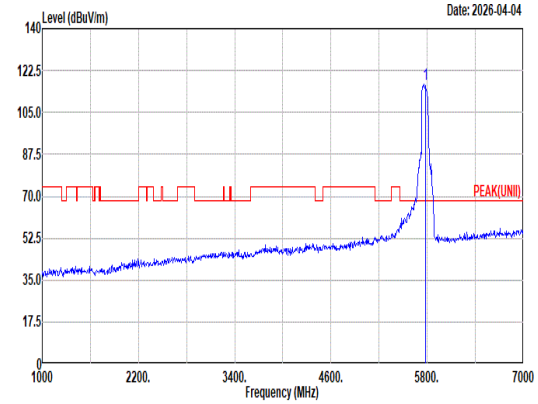 Site : 03CH15-HY Condition: PEAK(UNII) 3m 9120D-02294_250606 HORIZONTAL : RBW:1000.000kHz VBW:3000.000kHz SWT:Auto Freq Level Limit Line Margin Read Level Ant Factor Cable Loss Preamp Factor Aux Factor APos TPos Remark MHz dBuV/m dBuV/m dB dBuV dB/m dB dB dB cm deg 1 5775.00 116.98 ------ ------ 106.49 33.93 13.41 36.85 0.00 193 82 Peak
Avg	Blank	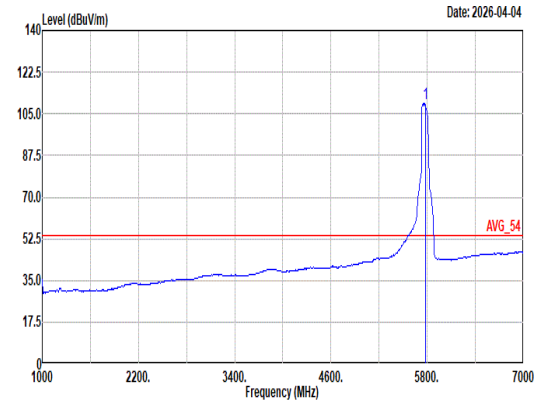 Site : 03CH15-HY Condition: AVG_54 3m 9120D-02294_250606 HORIZONTAL : RBW:1000.000kHz VBW:0.240kHz SWT:Auto Freq Level Limit Line Margin Read Level Ant Factor Cable Loss Preamp Factor Aux Factor APos TPos Remark MHz dBuV/m dBuV/m dB dBuV dB/m dB dB dB cm deg 1 5775.00 109.35 ------ ------ 98.94 33.88 13.39 36.86 0.00 193 82 Average

Mode	31	
	Band Edge - R	
	U-NII-3_5.725-5.85_802.11be EHT80_CH155_Full RU_5775MHz	
ANT	DB 1+2+3+4(TXBF)	
Pol.	Horizontal	Fundamental
Peak	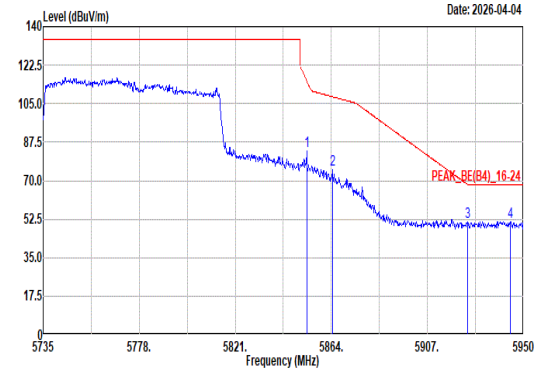 Site : 03CH15-HY Condition: PEAK_BE(B4)_16-24 3m 9120D-02294_250606 HORIZONTAL : RBW:1000.000kHz VBW:3000.000kHz SWT:Auto Limit Read Ant Cable Preamp Aux APos TPos Freq Level Line Margin Level Factor Loss Factor Factor Remark MHz dBuV/m dBuV/m dB dBuV dB/m dB dB dB cm deg 1 5853.04 83.48 115.28 -31.80 72.64 34.11 13.57 36.84 0.00 193 82 Peak 2 5864.43 75.18 108.16 -32.98 64.26 34.16 13.59 36.83 0.00 193 82 Peak 3 5924.85 51.38 68.31 -16.93 40.25 34.25 13.70 36.82 0.00 193 82 Peak 4 5944.20 51.47 68.20 -16.73 40.34 34.21 13.74 36.82 0.00 193 82 Peak	Blank

Mode	31	
	Band Edge - L	
	U-NII-3_5.725-5.85_802.11be EHT80_CH155_Full RU_5775MHz	
ANT	DB 1+2+3+4(TXBF)	
Pol.	Vertical	Fundamental
Peak	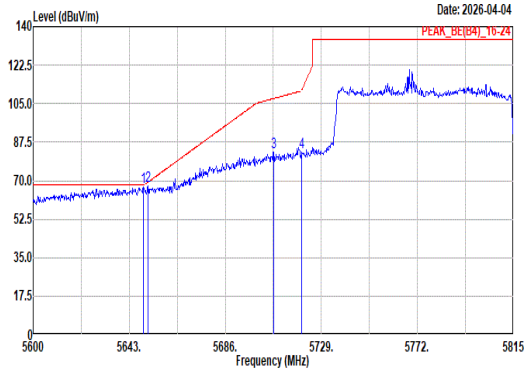 Site : 03CH15-HY Condition: PEAK_BE(B4)_16-24 3m 9120D-02294_250606 VERTICAL : RBW:1000.000kHz VBW:3000.000kHz SWT:Auto Freq Level Limit Line Margin Read Level Ant Factor Cable Loss Preamp Factor Aux Factor APos TPos Remark MHz dBuV/m dBuV/m dB dBuV dB/m dB dB dB cm deg 1 5649.24 67.34 68.20 -0.86 57.76 33.20 13.25 36.87 0.00 295 0 Peak 2 5651.39 67.85 69.23 -1.38 58.26 33.21 13.25 36.87 0.00 295 0 Peak 3 5707.72 83.05 107.36 -24.31 72.84 33.73 13.34 36.86 0.00 295 0 Peak 4 5720.19 82.70 111.22 -28.52 72.43 33.78 13.35 36.86 0.00 295 0 Peak	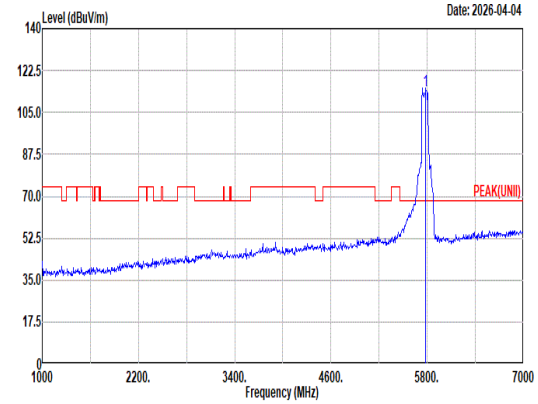 Site : 03CH15-HY Condition: PEAK(UNII) 3m 9120D-02294_250606 VERTICAL : RBW:1000.000kHz VBW:3000.000kHz SWT:Auto Freq Level Limit Line Margin Read Level Ant Factor Cable Loss Preamp Factor Aux Factor APos TPos Remark MHz dBuV/m dBuV/m dB dBuV dB/m dB dB dB cm deg 1 5775.00 114.23 ------ ------ 103.85 33.86 13.38 36.86 0.00 295 0 Peak
Avg	Blank	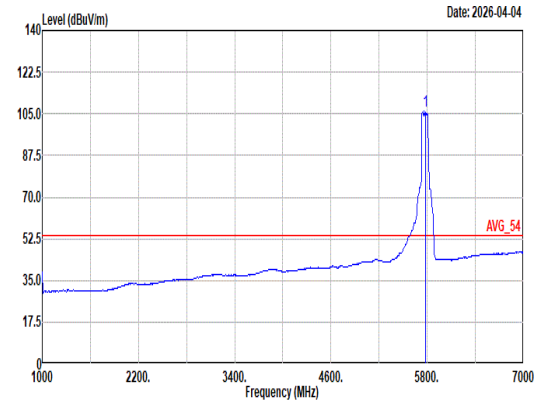 Site : 03CH15-HY Condition: AVG_54 3m 9120D-02294_250606 VERTICAL : RBW:1000.000kHz VBW:0.240kHz SWT:Auto Freq Level Limit Line Margin Read Level Ant Factor Cable Loss Preamp Factor Aux Factor APos TPos Remark MHz dBuV/m dBuV/m dB dBuV dB/m dB dB dB cm deg 1 5775.00 106.40 ------ ------ 95.87 33.96 13.42 36.85 0.00 295 0 Average

Mode	31	
	Band Edge - R	
	U-NII-3_5.725-5.85_802.11be EHT80_CH155_Full RU_5775MHz	
ANT	DB 1+2+3+4(TXBF)	
Pol.	Vertical	Fundamental
Peak	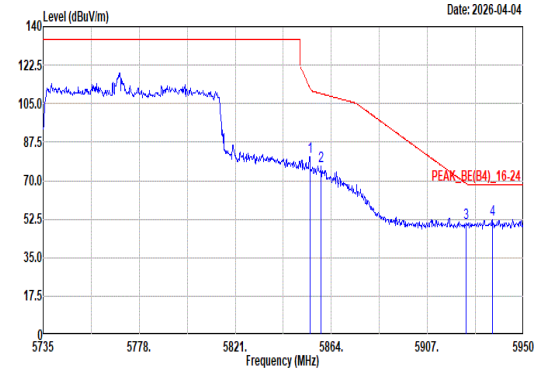 Site : 03CH15-HY Condition: PEAK_BE(B4)_16-24 3m 9120D-02294_250606 VERTICAL : RBW:1000.000kHz VBW:3000.000kHz SWT:Auto Limit Read Ant Cable Preamp Aux APos TPos Freq Level Line Margin Level Factor Loss Factor Factor Remark MHz dBuV/m dBuV/m dB dBuV dB/m dB dB dB cm deg 1 5854.33 81.08 112.34 -31.26 70.23 34.12 13.57 36.84 0.00 295 0 Peak 2 5859.49 76.34 109.54 -33.20 65.46 34.14 13.58 36.84 0.00 295 0 Peak 3 5924.42 50.70 68.63 -17.93 39.57 34.25 13.70 36.82 0.00 295 0 Peak 4 5936.24 52.22 68.20 -15.98 41.09 34.23 13.72 36.82 0.00 295 0 Peak	Blank

Mode	31	
	Harmonic	
	U-NII-3_5.725-5.85_802.11be EHT80_CH155_Full RU_5775MHz	
ANT	DB 1+2+3+4(TXBF)	
Pol.	Horizontal	Vertical
Peak Avg	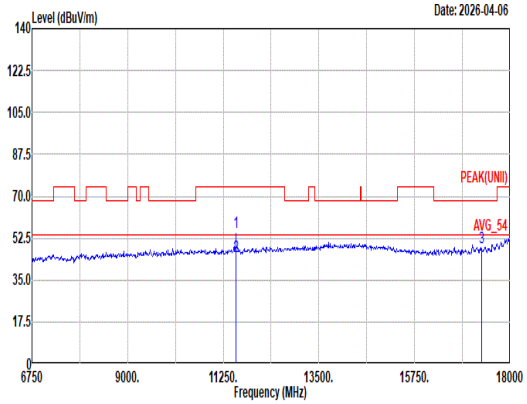 Site : 03CH15-HY Condition: PEAK(UNII) 3m 9120D-02294_250606 HORIZONTAL Freq Level Limit Line Margin Read Level Ant Factor Cable Loss Preamp Factor Aux Factor APos TPos Remark MHz dBuV/m dBuV/m dB dBuV dB/m dB dB dB cm deg 1 11550.00 55.17 74.00 -18.83 54.41 38.80 19.38 57.99 0.57 205 140 Peak 2 11550.00 44.82 54.00 -9.18 44.06 38.80 19.38 57.99 0.57 205 140 Average 3 17325.00 48.86 68.20 -19.34 45.92 38.58 23.95 60.03 0.44 -- -- Peak	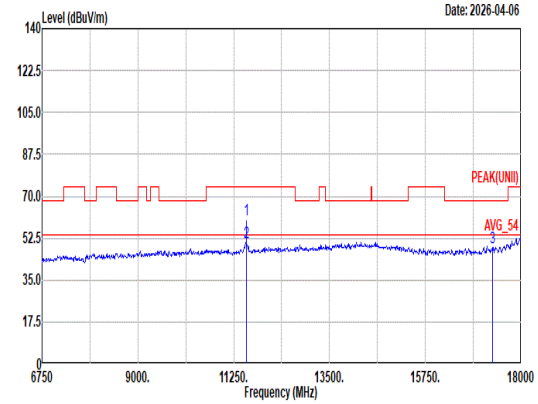 Site : 03CH15-HY Condition: PEAK(UNII) 3m 9120D-02294_250606 VERTICAL Freq Level Limit Line Margin Read Level Ant Factor Cable Loss Preamp Factor Aux Factor APos TPos Remark MHz dBuV/m dBuV/m dB dBuV dB/m dB dB dB cm deg 1 11550.00 60.21 74.00 -13.79 59.45 38.80 19.38 57.99 0.57 388 98 Peak 2 11550.00 50.78 54.00 -3.22 50.02 38.80 19.38 57.99 0.57 388 98 Average 3 17325.00 48.55 68.20 -19.65 45.61 38.58 23.95 60.03 0.44 -- -- Peak

Mode	31	
	Harmonic	
	U-NII-3_5.725-5.85_802.11be EHT80_CH155_Full RU_5775MHz	
ANT	DB 1+2+3+4(TXBF)	
Pol.	Horizontal	Vertical
14.47G ~14.5G Avg	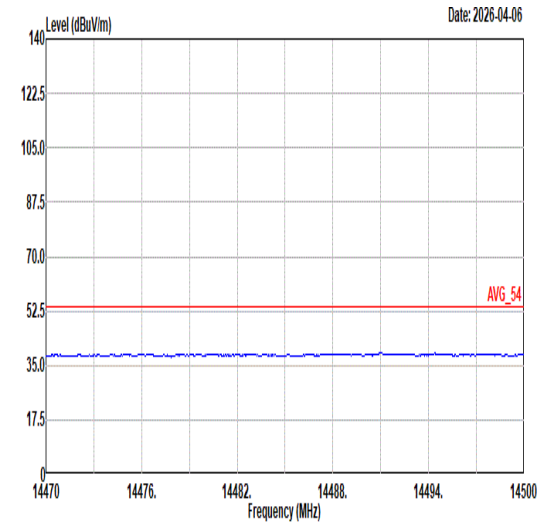 Site : 03CH15-HY Condition: AVG_54 3m 9120D-02294_250606 HORIZONTAL	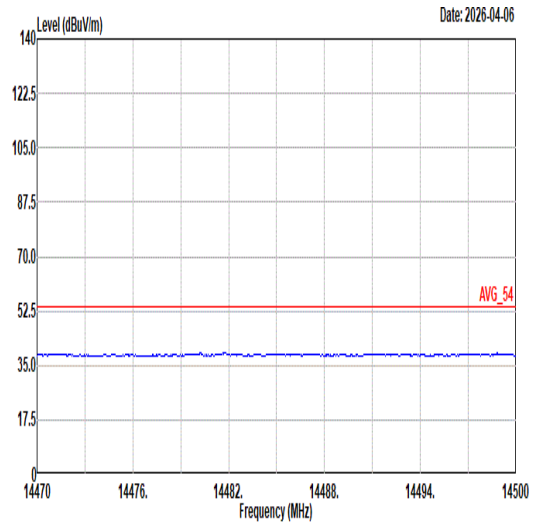 Site : 03CH15-HY Condition: AVG_54 3m 9120D-02294_250606 VERTICAL
17.7G ~18G Avg	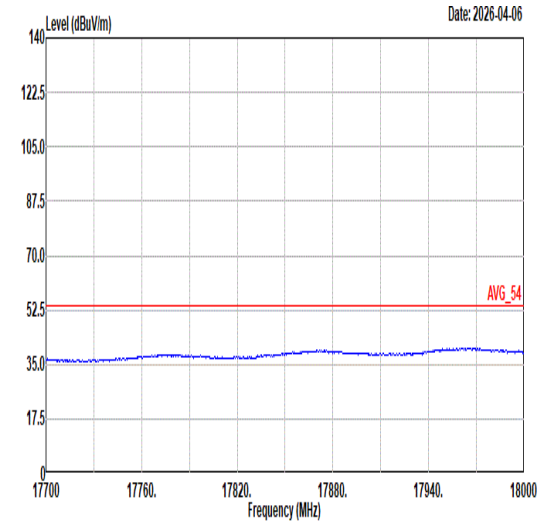 Site : 03CH15-HY Condition: AVG_54 3m 9120D-02294_250606 HORIZONTAL	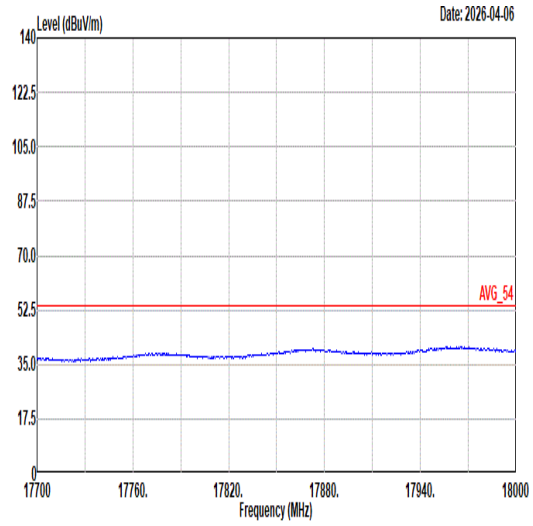 Site : 03CH15-HY Condition: AVG_54 3m 9120D-02294_250606 VERTICAL

Appendix D. Duty Cycle Plots

<CDD Mode>

Antenna	Band	Duty Cycle (%)	T(us)	1/T(kHz)	VBW Setting
Ant DB 1+2+3+4	5GHz 802.11a	94.50	2060	0.49	510Hz
Ant DB 1+2+3+4	5GHz 802.11be EHT20 Full RU	97.39	1490	0.67	680Hz
Ant DB 1+2+3+4	5GHz 802.11be EHT40 Full RU	96.30	780	1.28	1.3kHz
Ant DB 1+2+3+4	5GHz 802.11be EHT80 Full RU	91.11	410	2.44	3kHz
Ant DB 1+2+3+4	5GHz 802.11be EHT80 Puncture 20	93.97	545	1.83	2kHz

MIMO <Ant DB 1+2+3+4>

5GHz 802.11a

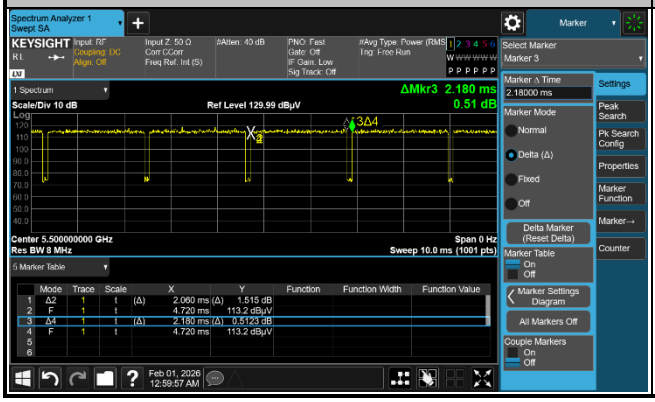

5GHz 802.11be EHT20 Full RU

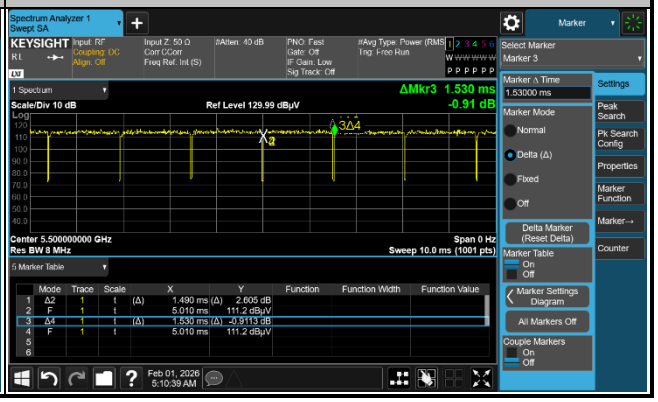

5GHz 802.11be EHT40 Full RU

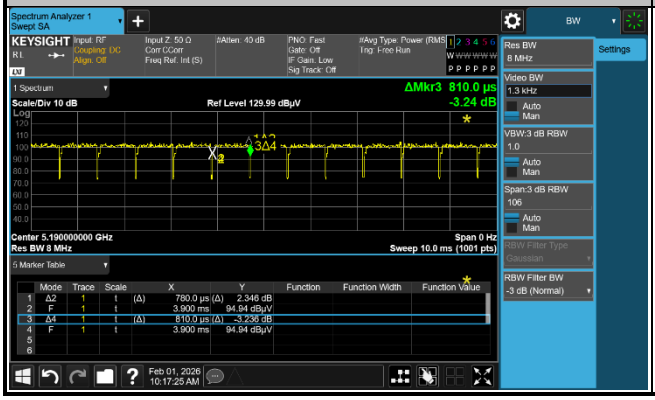

5GHz 802.11be EHT80 Full RU

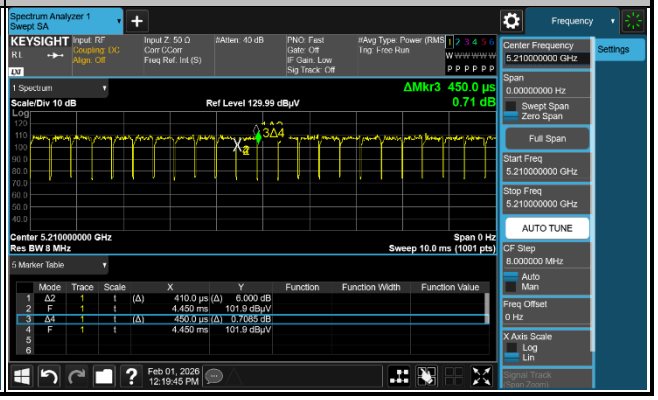

5GHz 802.11be EHT80 Puncture 20

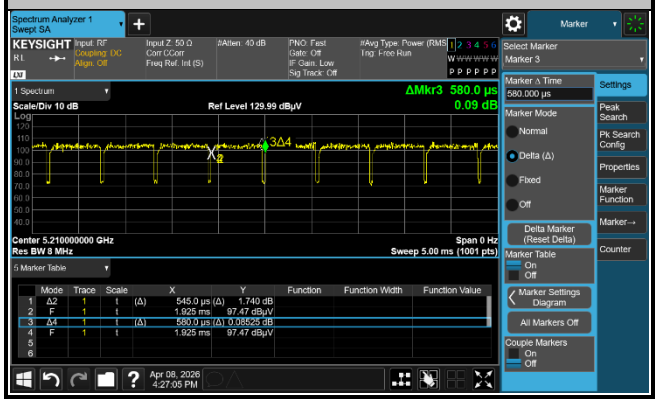

<TXBF Mode>

Antenna	Band	Duty Cycle (%)	T(us)	1/T(kHz)	VBW Setting
Ant DB 1+2+3+4	5GHz 802.11be EHT20 Full RU	96.55	3080	0.32	330Hz
Ant DB 1+2+3+4	5GHz 802.11be EHT40 Full RU	91.97	4580	0.22	220Hz
Ant DB 1+2+3+4	5GHz 802.11be EHT80 Full RU	93.56	4360	0.23	240Hz
Ant DB 1+2+3+4	5GHz 802.11be EHT160 Full RU	94.76	5060	0.20	220Hz

MIMO <Ant DB 1+2+3+4>

5GHz 802.11be EHT20 Full RU

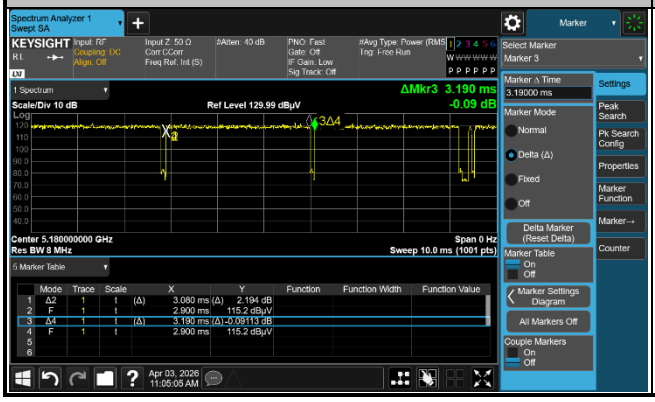

5GHz 802.11be EHT40 Full RU

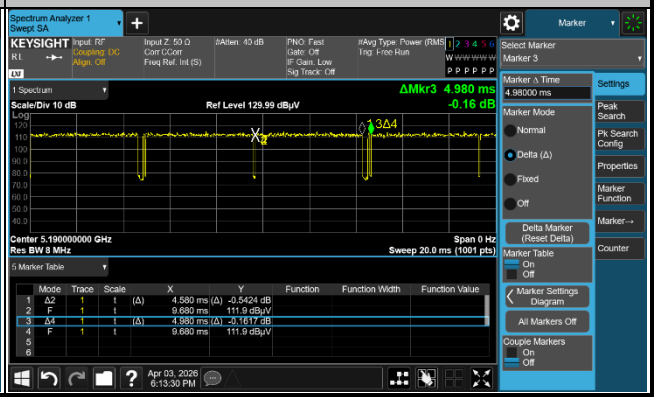
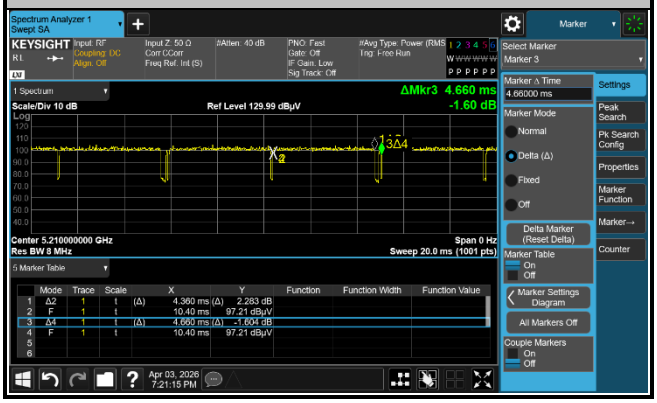
5GHz 802.11be EHT80 Full RU