Plot on 6745 MHz

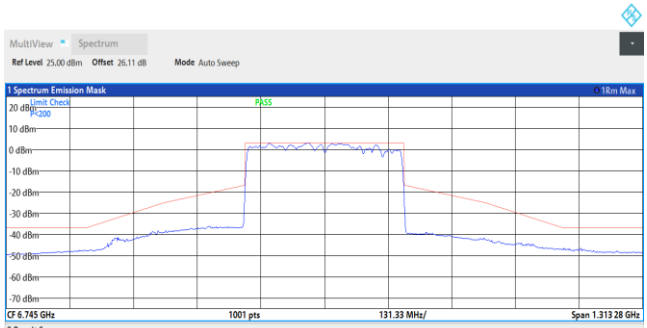

2 Result Summary

Sub Block A Center 6.75 GHz Peak Power 3.10 dBm RBW 5.000 MHz None

Range Low	Range Up	RBW	Frequency	Power Abs	Power Rel	ΔLimit
-656.640 MHz	-492.480 MHz	5.000 MHz	6.249 24 GHz	-47.36 dBm	-50.46 dB	-10.46 dB
-492.480 MHz	-328.320 MHz	5.000 MHz	6.312 27 GHz	-41.51 dBm	-44.61 dB	-8.96 dB
-328.320 MHz	-165.160 MHz	5.000 MHz	6.579 18 GHz	-28.59 dBm	-31.69 dB	-11.69 dB
-165.160 MHz	-164.160 MHz	5.000 MHz	6.580 34 GHz	-23.13 dBm	-26.23 dB	-6.23 dB
164.160 MHz	165.160 MHz	5.000 MHz	6.909 66 GHz	-25.11 dBm	-28.20 dB	-8.20 dB
165.160 MHz	328.320 MHz	5.000 MHz	6.910 82 GHz	-30.38 dBm	-33.47 dB	-13.48 dB
328.320 MHz	492.480 MHz	5.000 MHz	7.234 20 GHz	-47.05 dBm	-50.14 dB	-10.34 dB
492.480 MHz	656.640 MHz	5.000 MHz	7.249 96 GHz	-46.36 dBm	-49.46 dB	-9.46 dB

Aborted 2026-05-08 01:48:08

01:48:08 AM 05/08/2026

Plot on 6905 MHz

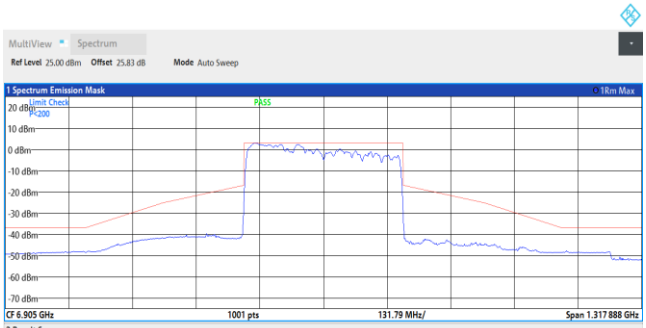

2 Result Summary

Sub Block A Center 6.91 GHz Peak Power 3.06 dBm RBW 5.000 MHz None

Range Low	Range Up	RBW	Frequency	Power Abs	Power Rel	ΔLimit
-658.944 MHz	-494.208 MHz	5.000 MHz	6.387 73 GHz	-48.08 dBm	-51.14 dB	-11.14 dB
-494.208 MHz	-329.472 MHz	5.000 MHz	6.416 72 GHz	-47.98 dBm	-51.05 dB	-11.44 dB
-329.472 MHz	-165.736 MHz	5.000 MHz	6.585 43 GHz	-41.17 dBm	-44.23 dB	-16.69 dB
-165.736 MHz	-164.736 MHz	5.000 MHz	6.739 76 GHz	-29.17 dBm	-32.23 dB	-12.23 dB
164.736 MHz	165.736 MHz	5.000 MHz	7.070 24 GHz	-33.28 dBm	-36.34 dB	-16.34 dB
165.736 MHz	329.472 MHz	5.000 MHz	7.229 85 GHz	-44.02 dBm	-47.08 dB	-19.28 dB
329.472 MHz	494.208 MHz	5.000 MHz	7.398 55 GHz	-48.43 dBm	-51.50 dB	-11.50 dB
494.208 MHz	658.944 MHz	5.000 MHz	7.407 77 GHz	-47.70 dBm	-50.76 dB	-10.76 dB

Aborted 2026-05-08 01:53:20

01:53:21 AM 05/08/2026

Appendix B. AC Conducted Emission Test Results

Test Engineer :	Brian Chen	**Temperature :**	23~26℃
		Relative Humidity :	45~55%

EUT Information

Report NO :	612627
Test Mode :	Mode 1
Test Voltage :	120Vac/60Hz
Phase :	Line

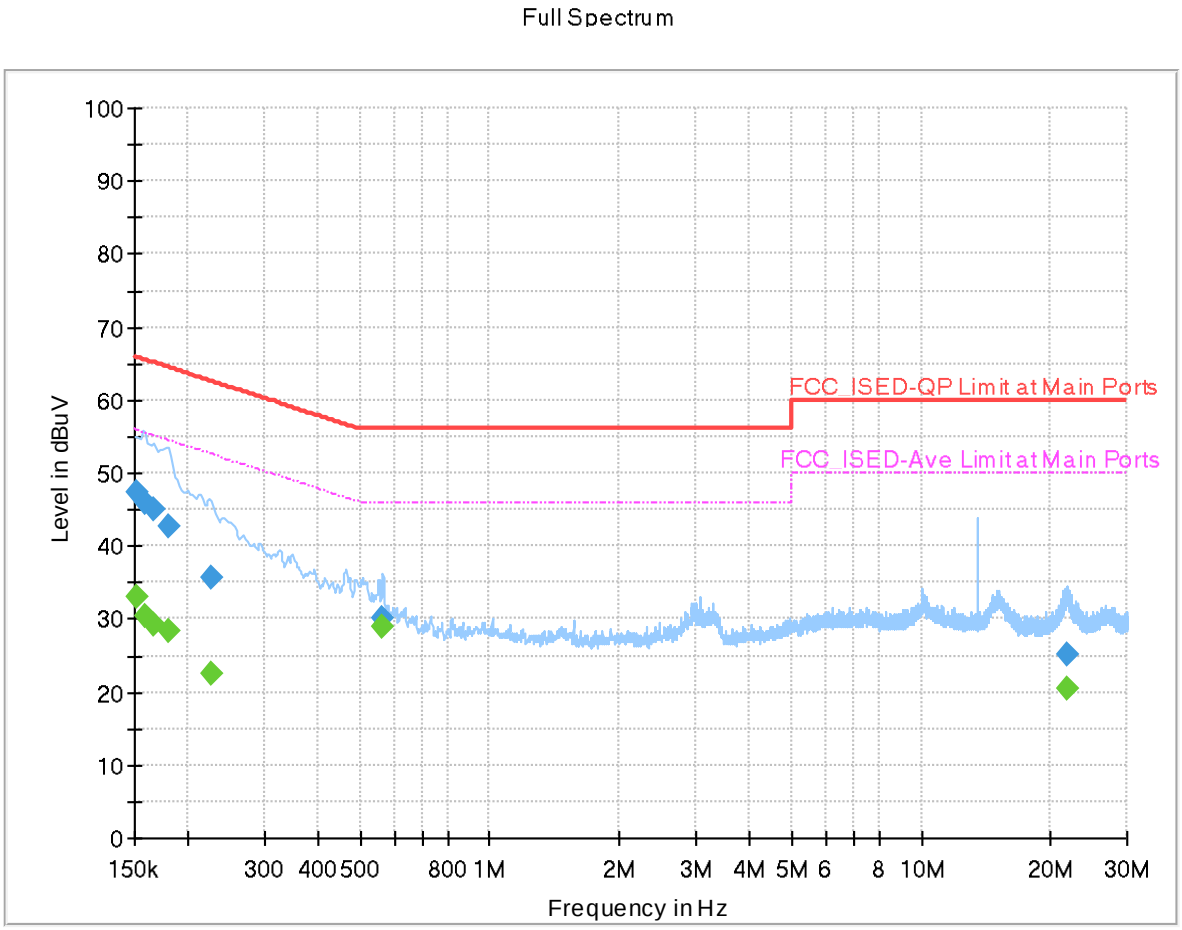

Final_Result

Frequency (MHz)	QuasiPeak (dBuV)	CAverage (dBuV)	Limit (dBuV)	Margin (dB)	Line	Filter	Corr. (dB)
0.152250	---	32.98	55.88	22.90	L1	ON	20.1
0.152250	47.25	---	65.88	18.63	L1	ON	20.1
0.159000	---	30.40	55.52	25.12	L1	ON	20.1
0.159000	45.97	---	65.52	19.55	L1	ON	20.1
0.165750	---	29.25	55.17	25.92	L1	ON	20.1
0.165750	45.13	---	65.17	20.04	L1	ON	20.1
0.179250	---	28.29	54.52	26.23	L1	ON	20.1
0.179250	42.74	---	64.52	21.78	L1	ON	20.1
0.226500	---	22.46	52.58	30.12	L1	ON	20.1
0.226500	35.72	---	62.58	26.86	L1	ON	20.1
0.564000	---	28.95	46.00	17.05	L1	ON	20.0
0.564000	30.06	---	56.00	25.94	L1	ON	20.0
21.871500	---	20.44	50.00	29.56	L1	ON	20.9
21.871500	25.03	---	60.00	34.97	L1	ON	20.9

EUT Information

Report NO :	612627
Test Mode :	Mode 1
Test Voltage :	120Vac/60Hz
Phase :	Neutral

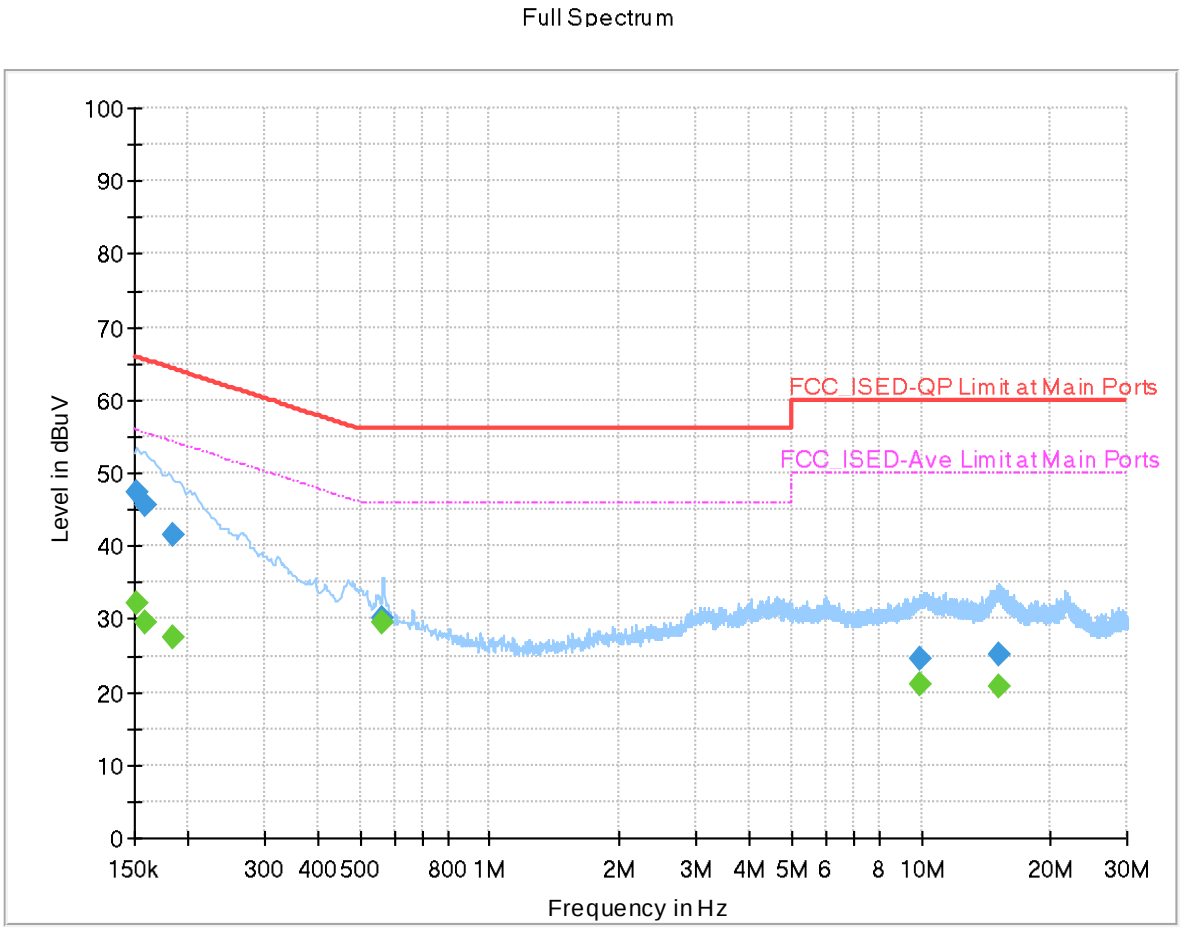

Final_Result

Frequency (MHz)	QuasiPeak (dBuV)	CAverage (dBuV)	Limit (dBuV)	Margin (dB)	Line	Filter	Corr. (dB)
0.152250	---	32.09	55.88	23.79	N	ON	20.1
0.152250	47.31	---	65.88	18.57	N	ON	20.1
0.159000	---	29.51	55.52	26.01	N	ON	20.1
0.159000	45.56	---	65.52	19.96	N	ON	20.1
0.183750	---	27.61	54.31	26.70	N	ON	20.1
0.183750	41.59	---	64.31	22.72	N	ON	20.1
0.564000	---	29.53	46.00	16.47	N	ON	20.0
0.564000	30.00	---	56.00	26.00	N	ON	20.0
9.933000	---	20.94	50.00	29.06	N	ON	20.4
9.933000	24.64	---	60.00	35.36	N	ON	20.4
15.094500	---	20.64	50.00	29.36	N	ON	20.7
15.094500	25.23	---	60.00	34.77	N	ON	20.7

Appendix C. Radiated Spurious Emission Test Data

Test Engineer :	Sam Pan, Quentin Liu, Bigshow Wang	**Temperature :**	19~23°C
		Relative Humidity :	60~64.5%

Note symbol

-L	**Low channel location**
-R	**High channel location**

<SDM Mode>

C1.1. Radiated Spurious Emission Test Modes

Mode	Band	Band (GHz)	Antenna	Modulation	Channel	Frequency	Data Rate	RU	Remark
Mode 43	U-NII-5	5.925-6.425	6G 1+2+3+4(SDM)	802.11a	1	5955	6Mbps	-	-
Mode 44	U-NII-5	5.925-6.425	6G 1+2+3+4(SDM)	802.11be EHT20	1	5955	MCS0	Full RU	-
Mode 45	U-NII-5	5.925-6.425	6G 1+2+3+4(SDM)	802.11be EHT40	3	5965	MCS0	Full RU	-
Mode 46	U-NII-5	5.925-6.425	6G 1+2+3+4(SDM)	802.11be EHT80	7	5985	MCS0	Full RU	-
Mode 47	U-NII-5	5.925-6.425	6G 1+2+3+4(SDM)	802.11be EHT160	15	6025	MCS0	Full RU	-
Mode 48	U-NII-5	5.925-6.425	6G 1+2+3+4(SDM)	802.11be EHT160	47	6185	MCS0	Full RU	-
Mode 49	U-NII-5	5.925-6.425	6G 1+2+3+4(SDM)	802.11be EHT160	79	6345	MCS0	Full RU	-
Mode 50	U-NII-6	5.925-6.425	6G 1+2+3+4(SDM)	802.11be EHT160	111	6505	MCS0	Full RU	-
Mode 51	U-NII-7	6.525-6.875	6G 1+2+3+4(SDM)	802.11be EHT160	143	6665	MCS0	Full RU	-
Mode 52	U-NII-7	6.525-6.875	6G 1+2+3+4(SDM)	802.11be EHT160	175	6825	MCS0	Full RU	-
Mode 53	U-NII-8	6.875-7.125	6G 1+2+3+4(SDM)	802.11a	229	7095	6Mbps	-	-

Mode	Band	Band (GHz)	Antenna	Modulation	Channel	Frequency	Data Rate	RU	Remark
Mode 54	U-NII-8	6.875-7.125	6G 1+2+3+4(SDM)	802.11be EHT20	229	7095	MCS0	Full RU	-
Mode 55	U-NII-8	6.875-7.125	6G 1+2+3+4(SDM)	802.11be EHT40	227	7085	MCS0	Full RU	-
Mode 56	U-NII-8	6.875-7.125	6G 1+2+3+4(SDM)	802.11be EHT80	215	7025	MCS0	Full RU	-
Mode 57	U-NII-8	6.875-7.125	6G 1+2+3+4(SDM)	802.11be EHT160	207	6985	MCS0	Full RU	-
Mode 58	U-NII-5	5.925-6.425	6G 1+2+3+4(SDM)	802.11be EHT320	31	6105	MCS0	Full RU	-
Mode 59	U-NII-6	6.425-6.525	6G 1+2+3+4(SDM)	802.11be EHT320	95	6425	MCS0	Full RU	-
Mode 60	U-NII-7	6.525-6.875	6G 1+2+3+4(SDM)	802.11be EHT320	159	6745	MCS0	Full RU	-
Mode 61	U-NII-5	6.425-6.525	6G 1+2+3+4(SDM)	802.11be EHT320	63	6265	MCS0	Full RU	-
Mode 62	U-NII-7	6.525-6.875	6G 1+2+3+4(SDM)	802.11be EHT320	127	6585	MCS0	Full RU	-
Mode 63	U-NII-8	6.425-6.525	6G 1+2+3+4(SDM)	802.11be EHT320	191	6905	MCS0	Full RU	-

C1-2. Summary of each worse mode

Mode	Modulation	Ch.	Freq. (MHz)	Level (dBuV/m)	Limit (dBuV/m)	Margin (dB)	Pol.	Peak Avg.	Result	RU	Remark
43	802.11a	1	5924.96	47.55	68.20	-20.65	V	Avg.	Pass	-	Band Edge
	802.11a	1	-	-	-	-	-	-	-	-	Harmonic
44	802.11be EHT20	1	5924.26	48.23	68.20	-19.97	V	Avg.	Pass	Full RU	Band Edge
	802.11be EHT20	1	-	-	-	-	-	-	-	Full RU	Harmonic
45	802.11be EHT40	3	5925.00	58.17	68.20	-10.03	V	Avg.	Pass	Full RU	Band Edge
	802.11be EHT40	3	-	-	-	-	-	-	-	Full RU	Harmonic
46	802.11be EHT80	7	5924.80	55.95	68.20	-12.25	V	Avg.	Pass	Full RU	Band Edge
	802.11be EHT80	7	-	-	-	-	-	-	-	Full RU	Harmonic
47	802.11be EHT160	15	5916.00	48.16	68.20	-20.04	V	Avg.	Pass	Full RU	Band Edge
	802.11be EHT160	15	12050.00	53.37	54.00	-0.63	V	Avg.	Pass	Full RU	Harmonic
48	802.11be EHT160	47	-	-	-	-	-	-	-	Full RU	Band Edge

Mode	Modulation	Ch.	Freq. (MHz)	Level (dBuV/m)	Limit (dBuV/m)	Margin (dB)	Pol.	Peak Avg.	Result	RU	Remark
48	802.11be EHT160	47	12370.00	52.52	54.00	-1.48	V	Avg.	Pass	Full RU	Harmonic
49	802.11be EHT160	79	-	-	-	-	-	-	-	Full RU	Band Edge
	802.11be EHT160	79	12690.00	53.67	54.00	-0.33	V	Avg.	Pass	Full RU	Harmonic
50	802.11be EHT160	111	-	-	-	-	-	-	-	Full RU	Band Edge
	802.11be EHT160	111	19515.00	48.24	54.00	-5.76	H	Avg.	Pass	Full RU	Harmonic
51	802.11be EHT160	143	-	-	-	-	-	-	-	Full RU	Band Edge
	802.11be EHT160	143	13330.00	53.23	54.00	-0.77	V	Avg.	Pass	Full RU	Harmonic
52	802.11be EHT160	175	-	-	-	-	-	-	-	Full RU	Band Edge
	802.11be EHT160	175	20475.00	50.16	54.00	-3.84	H	Avg.	Pass	Full RU	Harmonic
53	802.11a	229	7125.64	65.35	68.20	-2.85	V	Avg.	Pass	-	Band Edge
	802.11a	229	-	-	-	-	-	-	-	-	Harmonic

Mode	Modulation	Ch.	Freq. (MHz)	Level (dBuV/m)	Limit (dBuV/m)	Margin (dB)	Pol.	Peak Avg.	Result	RU	Remark
54	802.11be EHT20	229	7126.28	56.11	68.20	-12.09	V	Avg.	Pass	Full RU	Band Edge
	802.11be EHT20	229	-	-	-	-	-	-	-	Full RU	Harmonic
55	802.11be EHT40	227	7125.12	62.78	68.20	-5.42	V	Avg.	Pass	Full RU	Band Edge
	802.11be EHT40	227	-	-	-	-	-	-	-	Full RU	Harmonic
56	802.11be EHT80	215	7134.76	55.34	68.20	-12.86	V	Avg.	Pass	Full RU	Band Edge
	802.11be EHT80	215	-	-	-	-	-	-	-	Full RU	Harmonic
57	802.11be EHT160	207	7256.50	53.56	54.00	-0.44	V	Avg.	Pass	Full RU	Band Edge
	802.11be EHT160	207	20955.00	51.99	54.00	-2.01	H	Avg.	Pass	Full RU	Harmonic
58	802.11be EHT320	31	5916.08	54.73	68.20	-13.47	V	Avg.	Pass	Full RU	Band Edge
	802.11be EHT320	31	12210.00	53.24	54.00	-0.76	V	Avg.	Pass	Full RU	Harmonic
59	802.11be EHT320	95	-	-	-	-	-	-	-	Full RU	Band Edge

Mode	Modulation	Ch.	Freq. (MHz)	Level (dBuV/m)	Limit (dBuV/m)	Margin (dB)	Pol.	Peak Avg.	Result	RU	Remark
59	802.11be EHT320	95	12698.00	49.96	54.00	-4.04	V	Avg.	Pass	Full RU	Harmonic
60	802.11be EHT320	159	-	-	-	-	-	-	-	Full RU	Band Edge
	802.11be EHT320	159	13361.00	53.73	54.00	-0.27	V	Avg.	Pass	Full RU	Harmonic
61	802.11be EHT320	63	5895.84	51.21	68.20	-16.99	V	Avg.	Pass	Full RU	Band Edge
	802.11be EHT320	63	12530.00	52.16	54.00	-1.84	H	Avg.	Pass	Full RU	Harmonic
62	802.11be EHT320	127	-	-	-	-	-	-	-	Full RU	Band Edge
	802.11be EHT320	127	13267.00	50.68	54.00	-3.32	V	Avg.	Pass	Full RU	Harmonic
63	802.11be EHT320	191	7255.79	53.36	54.00	-0.64	V	Avg.	Pass	Full RU	Band Edge
	802.11be EHT320	191	20715.00	41.73	54.00	-12.27	H	Avg.	Pass	Full RU	Harmonic

Mode	43	
	Band Edge	
	U-NII-5_5.925-6.425_802.11a_CH1_5955MHz	
ANT	6G 1+2+3+4(SDM)	
Pol.	Horizontal	Fundamental
Peak	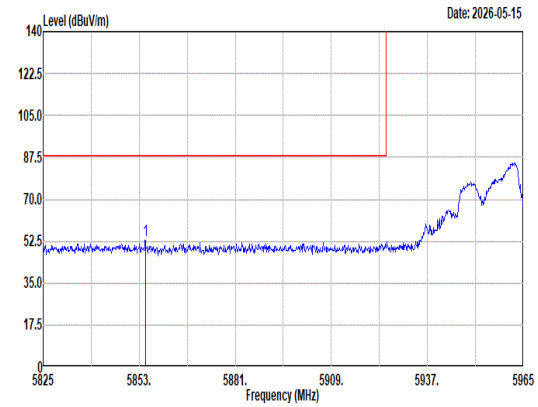 Site : 03CH15-HY Condition: PEAK_BE(UNII)_6E 3m 9120D-02294_250606 HORIZONTAL : RBW:1000.000kHz VBW:3000.000kHz SWT:Auto Freq Level Limit Line Margin Read Level Ant Factor Cable Loss Preamp Factor Aux Factor APos TPos Remark MHz dBuV/m dBuV/m dB dBuV dB/m dB dB dB cm deg 1 5854.82 52.96 88.20 -35.24 42.11 34.12 13.57 36.84 0.00 300 345 Peak	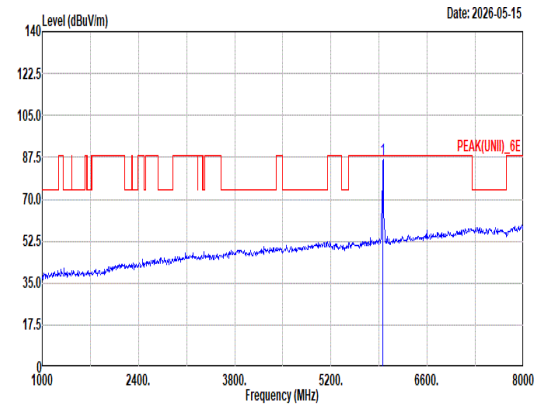 Site : 03CH15-HY Condition: PEAK(UNII)_6E 3m 9120D-02294_250606 HORIZONTAL : RBW:1000.000kHz VBW:3000.000kHz SWT:Auto Freq Level Limit Line Margin Read Level Ant Factor Cable Loss Preamp Factor Aux Factor APos TPos Remark MHz dBuV/m dBuV/m dB dBuV dB/m dB dB dB cm deg 1 5955.00 86.55 ------ ------ 75.40 34.20 13.77 36.82 0.00 300 345 Peak
Avg	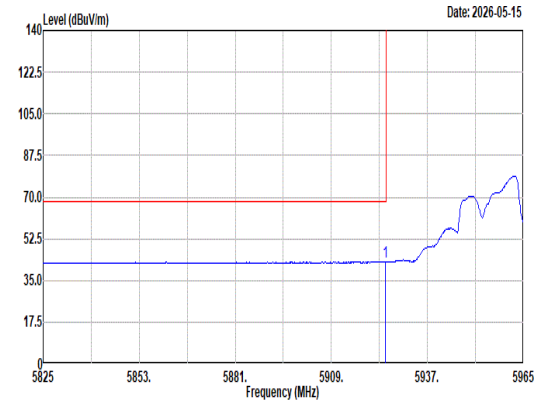 Site : 03CH15-HY Condition: AVG_BE(UNII)_6E 3m 9120D-02294_250606 HORIZONTAL : RBW:1000.000kHz VBW:0.510kHz SWT:Auto Freq Level Limit Line Margin Read Level Ant Factor Cable Loss Preamp Factor Aux Factor APos TPos Remark MHz dBuV/m dBuV/m dB dBuV dB/m dB dB dB cm deg 1 5924.82 42.97 68.20 -25.23 31.84 34.25 13.70 36.82 0.00 300 345 Average	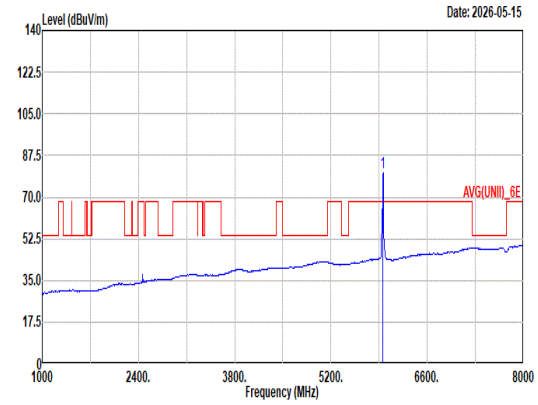 Site : 03CH15-HY Condition: AVG(UNII)_6E 3m 9120D-02294_250606 HORIZONTAL : RBW:1000.000kHz VBW:0.510kHz SWT:Auto Freq Level Limit Line Margin Read Level Ant Factor Cable Loss Preamp Factor Aux Factor APos TPos Remark MHz dBuV/m dBuV/m dB dBuV dB/m dB dB dB cm deg 1 5955.00 80.28 ------ ------ 69.13 34.20 13.77 36.82 0.00 300 345 Average

Mode	43	
	Band Edge	
	U-NII-5_5.925-6.425_802.11a_CH1_5955MHz	
ANT	6G 1+2+3+4(SDM)	
Pol.	Vertical	Fundamental
Peak	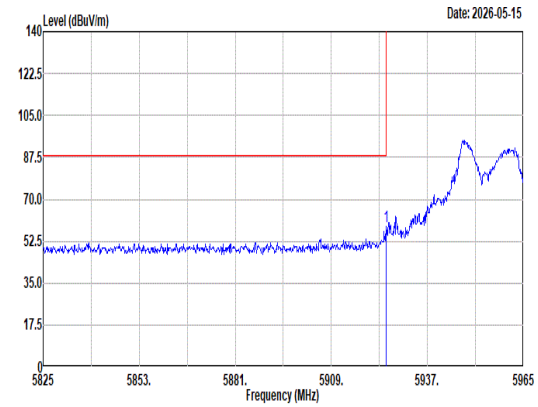 Site : 03CH15-HY Condition: PEAK_BE(UNII)_6E 3m 9120D-02294_250606 VERTICAL : RBW:1000.000kHz VBW:3000.000kHz SWT:Auto Freq Level Limit Line Margin Read Level Ant Factor Cable Loss Preamp Factor Aux Factor APos TPos Remark MHz dBuV/m dBuV/m dB dBuV dB/m dB dB dB cm deg 1 5924.96 58.48 88.20 -29.72 47.35 34.25 13.70 36.82 0.00 315 291 Peak	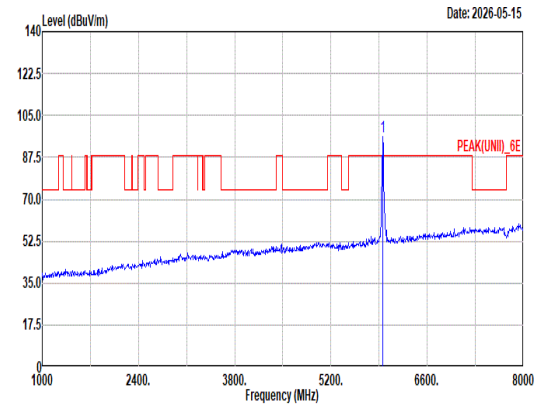 Site : 03CH15-HY Condition: PEAK(UNII)_6E 3m 9120D-02294_250606 VERTICAL : RBW:1000.000kHz VBW:3000.000kHz SWT:Auto Freq Level Limit Line Margin Read Level Ant Factor Cable Loss Preamp Factor Aux Factor APos TPos Remark MHz dBuV/m dBuV/m dB dBuV dB/m dB dB dB cm deg 1 5955.00 96.38 ------ ------ 85.25 34.20 13.75 36.82 0.00 315 291 Peak
Avg	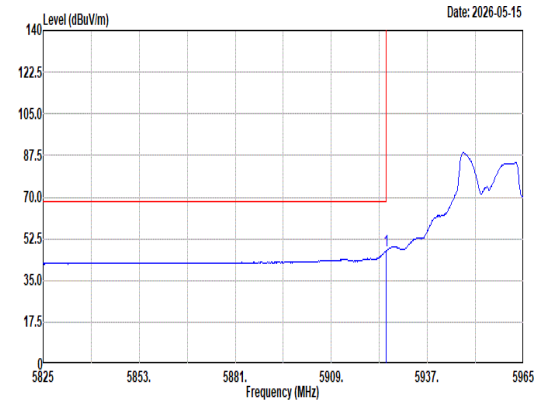 Site : 03CH15-HY Condition: AVG_BE(UNII)_6E 3m 9120D-02294_250606 VERTICAL : RBW:1000.000kHz VBW:0.510kHz SWT:Auto Freq Level Limit Line Margin Read Level Ant Factor Cable Loss Preamp Factor Aux Factor APos TPos Remark MHz dBuV/m dBuV/m dB dBuV dB/m dB dB dB cm deg 1 5924.96 47.55 68.20 -20.65 36.42 34.25 13.70 36.82 0.00 315 291 Average	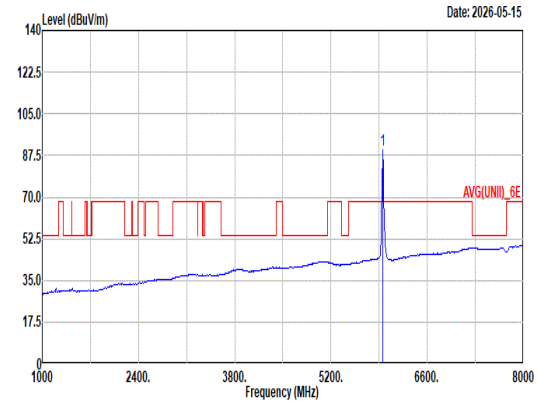 Site : 03CH15-HY Condition: AVG(UNII)_6E 3m 9120D-02294_250606 VERTICAL : RBW:1000.000kHz VBW:0.510kHz SWT:Auto Freq Level Limit Line Margin Read Level Ant Factor Cable Loss Preamp Factor Aux Factor APos TPos Remark MHz dBuV/m dBuV/m dB dBuV dB/m dB dB dB cm deg 1 5955.00 89.80 ------ ------ 78.67 34.20 13.75 36.82 0.00 315 291 Average

Mode	44	
	Band Edge	
	U-NII-5_5.925-6.425_802.11be EHT20_CH1_Full RU_5955MHz	
ANT	6G 1+2+3+4(SDM)	
Pol.	Horizontal	Fundamental
Peak	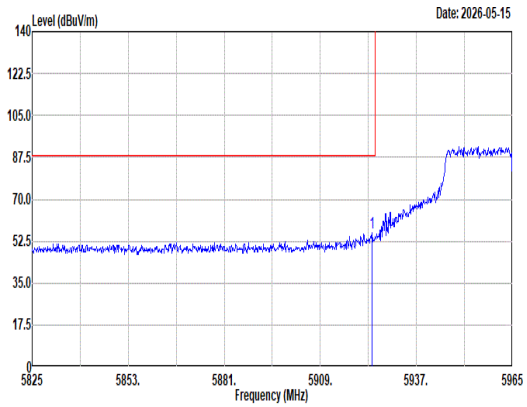 Site : 03CH15-HY Condition: PEAK_BE(UNII)_6E 3m 9120D-02294_250606 HORIZONTAL : RBW:1000.000kHz VBW:3000.000kHz SWT:Auto Freq Level Limit Line Margin Read Level Ant Factor Cable Loss Preamp Factor Aux Factor APos TPos Remark MHz dBuV/m dBuV/m dB dBuV dB/m dB dB dB cm deg 1 5923.98 55.96 88.20 -32.24 44.83 34.25 13.70 36.82 0.00 140 291 Peak	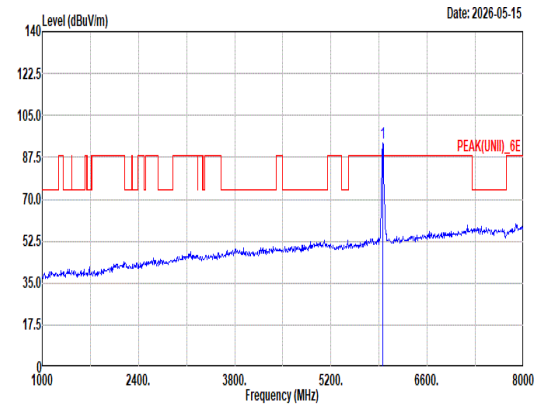 Site : 03CH15-HY Condition: PEAK(UNII)_6E 3m 9120D-02294_250606 HORIZONTAL : RBW:1000.000kHz VBW:3000.000kHz SWT:Auto Freq Level Limit Line Margin Read Level Ant Factor Cable Loss Preamp Factor Aux Factor APos TPos Remark MHz dBuV/m dBuV/m dB dBuV dB/m dB dB dB cm deg 1 5955.00 93.42 ------ ------ 82.29 34.20 13.75 36.82 0.00 140 291 Peak
Avg	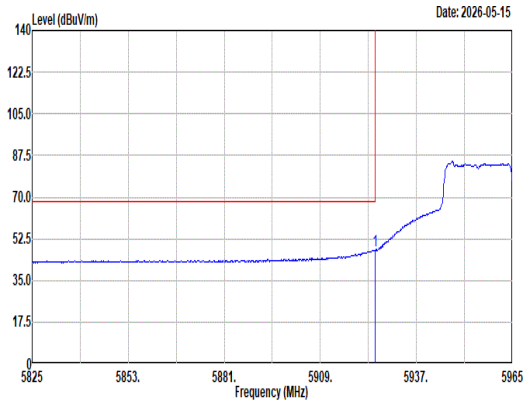 Site : 03CH15-HY Condition: AVG_BE(UNII)_6E 3m 9120D-02294_250606 HORIZONTAL : RBW:1000.000kHz VBW:2.300kHz SWT:Auto Freq Level Limit Line Margin Read Level Ant Factor Cable Loss Preamp Factor Aux Factor APos TPos Remark MHz dBuV/m dBuV/m dB dBuV dB/m dB dB dB cm deg 1 5924.96 47.76 68.20 -20.44 36.63 34.25 13.70 36.82 0.00 140 291 Average	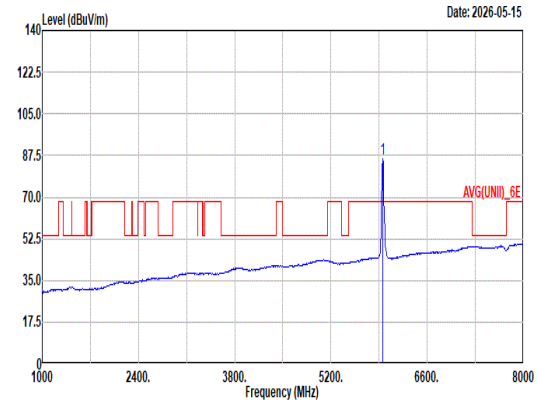 Site : 03CH15-HY Condition: AVG(UNII)_6E 3m 9120D-02294_250606 HORIZONTAL : RBW:1000.000kHz VBW:2.300kHz SWT:Auto Freq Level Limit Line Margin Read Level Ant Factor Cable Loss Preamp Factor Aux Factor APos TPos Remark MHz dBuV/m dBuV/m dB dBuV dB/m dB dB dB cm deg 1 5955.00 85.91 ------ ------ 74.78 34.20 13.75 36.82 0.00 140 291 Average

Mode	44	
	Band Edge	
	U-NII-5_5.925-6.425_802.11be EHT20_CH1_Full RU_5955MHz	
ANT	6G 1+2+3+4(SDM)	
Pol.	Vertical	Fundamental
Peak	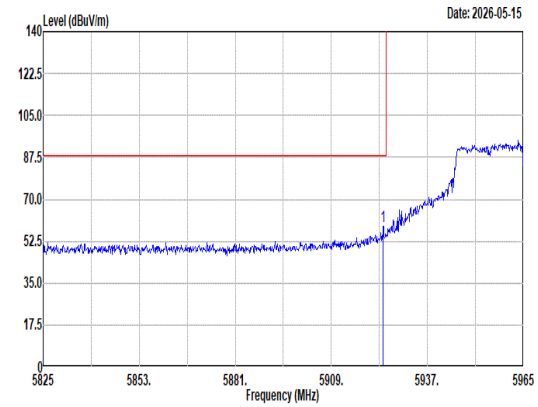 Site : 03CH15-HY Condition: PEAK_BE(UNII)_6E 3m 9120D-02294_250606 VERTICAL : RBW:1000.000kHz VBW:3000.000kHz SWT:Auto Freq Level Limit Line Margin Read Level Ant Factor Cable Loss Preamp Factor Aux Factor APos TPos Remark MHz dBuV/m dBuV/m dB dBuV dB/m dB dB dB cm deg 1 5924.12 58.41 88.20 -29.79 47.28 34.25 13.70 36.82 0.00 300 285 Peak	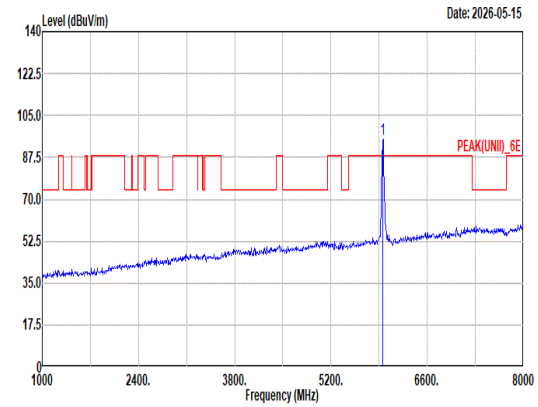 Site : 03CH15-HY Condition: PEAK(UNII)_6E 3m 9120D-02294_250606 VERTICAL : RBW:1000.000kHz VBW:3000.000kHz SWT:Auto Freq Level Limit Line Margin Read Level Ant Factor Cable Loss Preamp Factor Aux Factor APos TPos Remark MHz dBuV/m dBuV/m dB dBuV dB/m dB dB dB cm deg 1 5955.00 95.26 ------ ------ 84.11 34.20 13.77 36.82 0.00 300 285 Peak
Avg	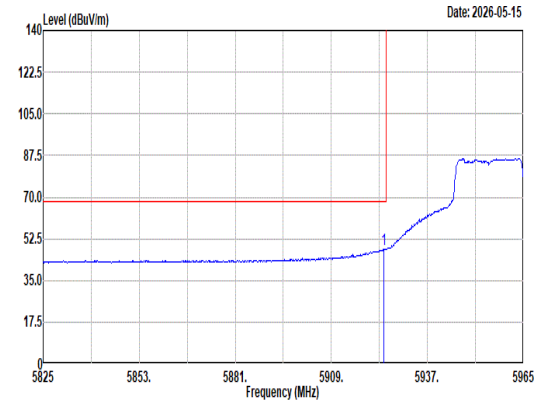 Site : 03CH15-HY Condition: AVG_BE(UNII)_6E 3m 9120D-02294_250606 VERTICAL : RBW:1000.000kHz VBW:2.300kHz SWT:Auto Freq Level Limit Line Margin Read Level Ant Factor Cable Loss Preamp Factor Aux Factor APos TPos Remark MHz dBuV/m dBuV/m dB dBuV dB/m dB dB dB cm deg 1 5924.26 48.23 68.20 -19.97 37.10 34.25 13.70 36.82 0.00 300 285 Average	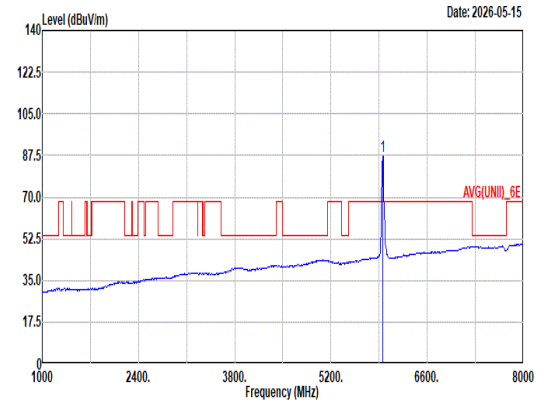 Site : 03CH15-HY Condition: AVG(UNII)_6E 3m 9120D-02294_250606 VERTICAL : RBW:1000.000kHz VBW:2.300kHz SWT:Auto Freq Level Limit Line Margin Read Level Ant Factor Cable Loss Preamp Factor Aux Factor APos TPos Remark MHz dBuV/m dBuV/m dB dBuV dB/m dB dB dB cm deg 1 5955.00 87.27 ------ ------ 76.14 34.20 13.75 36.82 0.00 300 285 Average

Mode	45	
	Band Edge	
	U-NII-5_5.925-6.425_802.11be EHT40_CH3_Full RU_5965MHz	
ANT	6G 1+2+3+4(SDM)	
Pol.	Horizontal	Fundamental
Peak	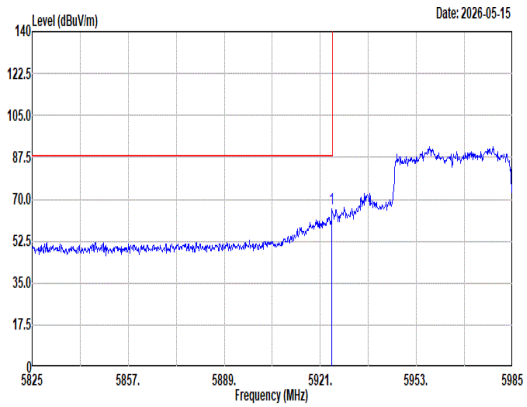 Site : 03CH15-HY Condition: PEAK_BE(UNII)_6E 3m 9120D-02294_250606 HORIZONTAL : RBW:1000.000kHz VBW:3000.000kHz SWT:Auto Freq Level Limit Line Margin Read Level Ant Factor Cable Loss Preamp Factor Aux Factor APos TPos Remark MHz dBuV/m dBuV/m dB dBuV dB/m dB dB dB cm deg 1 5924.84 65.81 88.20 -22.39 54.68 34.25 13.70 36.82 0.00 136 293 Peak	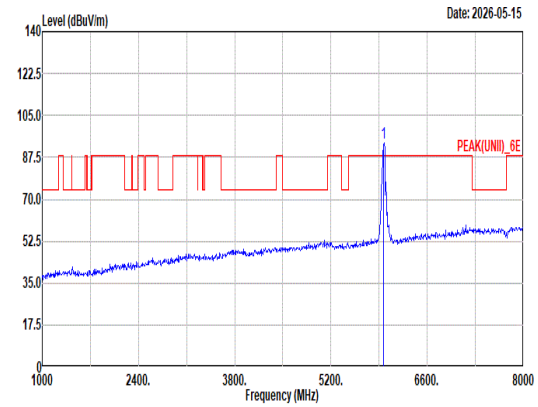 Site : 03CH15-HY Condition: PEAK(UNII)_6E 3m 9120D-02294_250606 HORIZONTAL : RBW:1000.000kHz VBW:3000.000kHz SWT:Auto Freq Level Limit Line Margin Read Level Ant Factor Cable Loss Preamp Factor Aux Factor APos TPos Remark MHz dBuV/m dBuV/m dB dBuV dB/m dB dB dB cm deg 1 5965.00 93.72 ------ ------ 82.53 34.20 13.80 36.81 0.00 136 293 Peak
Avg	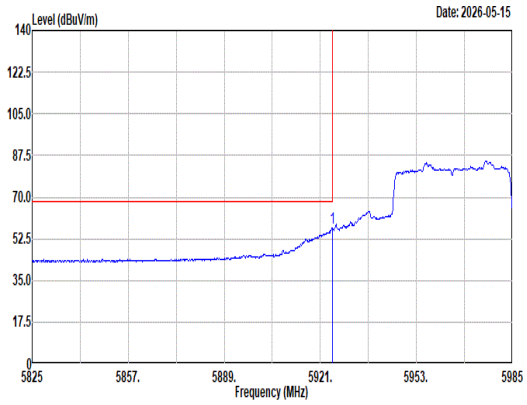 Site : 03CH15-HY Condition: AVG_BE(UNII)_6E 3m 9120D-02294_250606 HORIZONTAL : RBW:1000.000kHz VBW:3.900kHz SWT:Auto Freq Level Limit Line Margin Read Level Ant Factor Cable Loss Preamp Factor Aux Factor APos TPos Remark MHz dBuV/m dBuV/m dB dBuV dB/m dB dB dB cm deg 1 5925.00 56.93 68.20 -11.27 45.80 34.25 13.70 36.82 0.00 136 293 Average	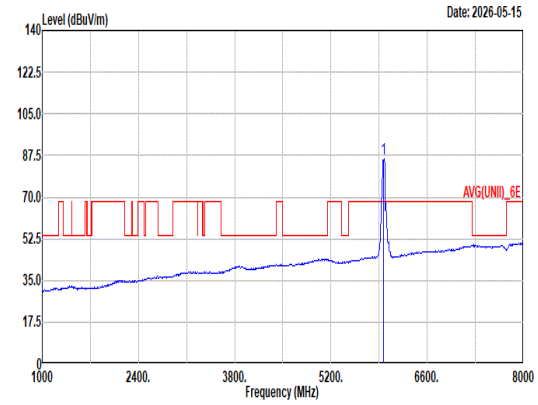 Site : 03CH15-HY Condition: AVG(UNII)_6E 3m 9120D-02294_250606 HORIZONTAL : RBW:1000.000kHz VBW:3.900kHz SWT:Auto Freq Level Limit Line Margin Read Level Ant Factor Cable Loss Preamp Factor Aux Factor APos TPos Remark MHz dBuV/m dBuV/m dB dBuV dB/m dB dB dB cm deg 1 5965.00 86.17 ------ ------ 74.98 34.20 13.80 36.81 0.00 136 293 Average

Mode	45	
	Band Edge	
	U-NII-5_5.925-6.425_802.11be EHT40_CH3_Full RU_5965MHz	
ANT	6G 1+2+3+4(SDM)	
Pol.	Vertical	Fundamental
Peak	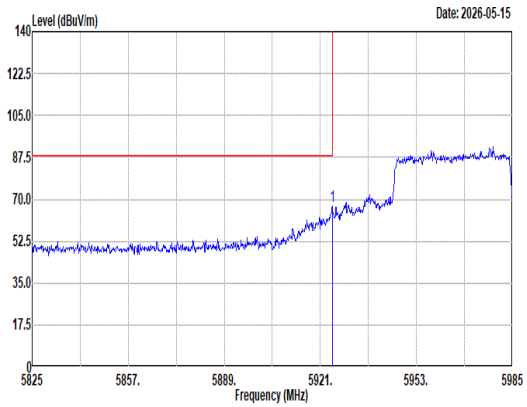 Site : 03CH15-HY Condition: PEAK_BE(UNII)_6E 3m 9120D-02294_250606 VERTICAL : RBW:1000.000kHz VBW:3000.000kHz SWT:Auto Freq Level Limit Line Margin Read Level Ant Factor Cable Loss Preamp Factor Aux Factor APos TPos Remark MHz dBuV/m dBuV/m dB dBuV dB/m dB dB dB cm deg 1 5925.00 66.85 88.20 -21.35 55.72 34.25 13.70 36.82 0.00 200 295 Peak	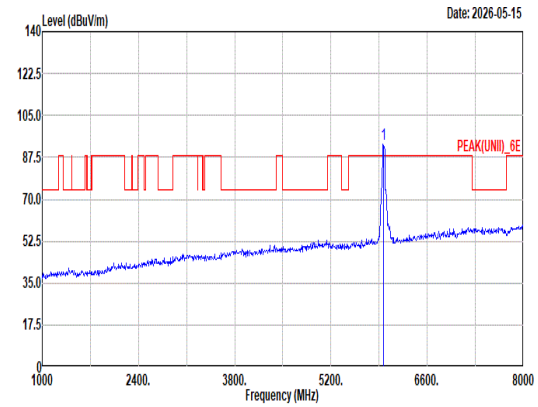 Site : 03CH15-HY Condition: PEAK(UNII)_6E 3m 9120D-02294_250606 VERTICAL : RBW:1000.000kHz VBW:3000.000kHz SWT:Auto Freq Level Limit Line Margin Read Level Ant Factor Cable Loss Preamp Factor Aux Factor APos TPos Remark MHz dBuV/m dBuV/m dB dBuV dB/m dB dB dB cm deg 1 5965.00 92.97 ------ ------ 81.83 34.20 13.76 36.82 0.00 200 295 Peak
Avg	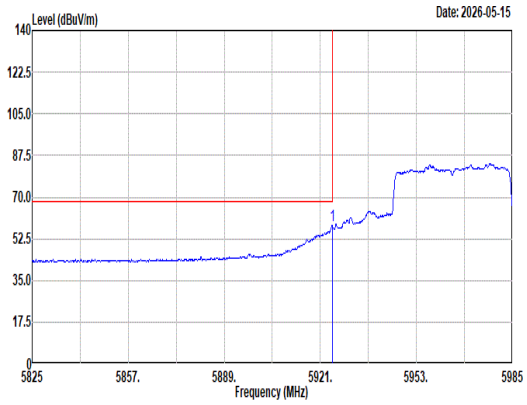 Site : 03CH15-HY Condition: AVG_BE(UNII)_6E 3m 9120D-02294_250606 VERTICAL : RBW:1000.000kHz VBW:3.900kHz SWT:Auto Freq Level Limit Line Margin Read Level Ant Factor Cable Loss Preamp Factor Aux Factor APos TPos Remark MHz dBuV/m dBuV/m dB dBuV dB/m dB dB dB cm deg 1 5925.00 58.17 68.20 -10.03 47.04 34.25 13.70 36.82 0.00 200 295 Average	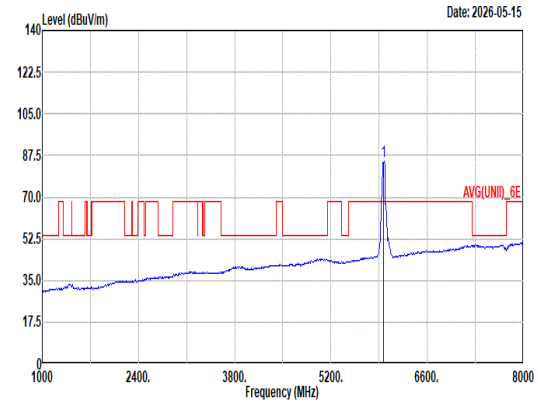 Site : 03CH15-HY Condition: AVG(UNII)_6E 3m 9120D-02294_250606 VERTICAL : RBW:1000.000kHz VBW:3.900kHz SWT:Auto Freq Level Limit Line Margin Read Level Ant Factor Cable Loss Preamp Factor Aux Factor APos TPos Remark MHz dBuV/m dBuV/m dB dBuV dB/m dB dB dB cm deg 1 5965.00 85.14 ------ ------ 73.95 34.20 13.80 36.81 0.00 200 295 Average

Mode	46	
	Band Edge	
	U-NII-5_5.925-6.425_802.11be EHT80_CH7_Full RU_5985MHz	
ANT	6G 1+2+3+4(SDM)	
Pol.	Horizontal	Fundamental
Peak	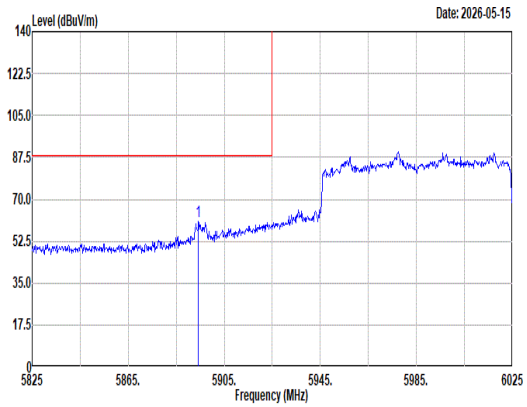 Site : 03CH15-HY Condition: PEAK_BE(UNII)_6E 3m 9120D-02294_250606 HORIZONTAL : RBW:1000.000kHz VBW:3000.000kHz SWT:Auto Freq Level Limit Line Margin Read Level Ant Factor Cable Loss Preamp Factor Aux Factor APos TPos Remark MHz dBuV/m dBuV/m dB dBuV dB/m dB dB dB cm deg 1 5894.20 60.58 88.20 -27.62 49.49 34.28 13.64 36.83 0.00 154 290 Peak	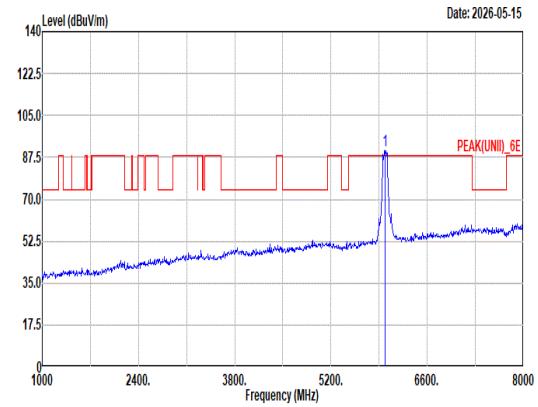 Site : 03CH15-HY Condition: PEAK(UNII)_6E 3m 9120D-02294_250606 HORIZONTAL : RBW:1000.000kHz VBW:3000.000kHz SWT:Auto Freq Level Limit Line Margin Read Level Ant Factor Cable Loss Preamp Factor Aux Factor APos TPos Remark MHz dBuV/m dBuV/m dB dBuV dB/m dB dB dB cm deg 1 5985.00 90.28 ------ ------ 79.05 34.20 13.84 36.81 0.00 154 290 Peak
Avg	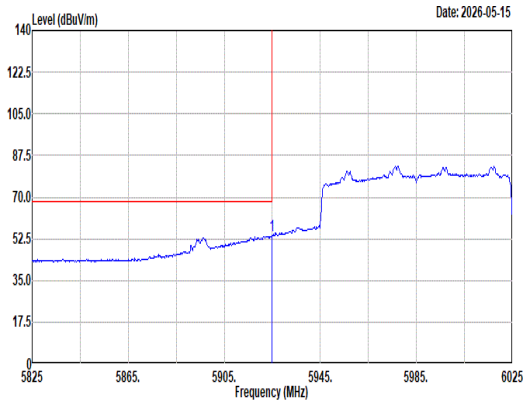 Site : 03CH15-HY Condition: AVG_BE(UNII)_6E 3m 9120D-02294_250606 HORIZONTAL : RBW:1000.000kHz VBW:4.300kHz SWT:Auto Freq Level Limit Line Margin Read Level Ant Factor Cable Loss Preamp Factor Aux Factor APos TPos Remark MHz dBuV/m dBuV/m dB dBuV dB/m dB dB dB cm deg 1 5924.80 53.74 68.20 -14.46 42.61 34.25 13.70 36.82 0.00 154 290 Average	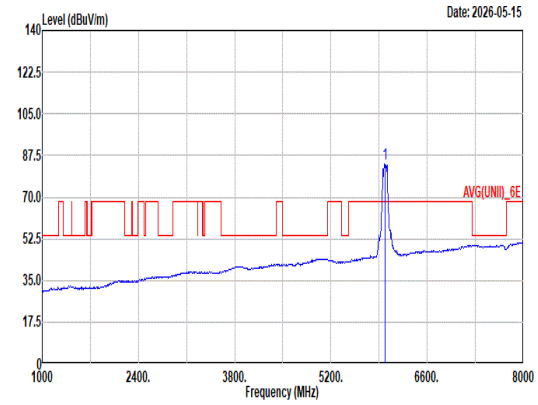 Site : 03CH15-HY Condition: AVG(UNII)_6E 3m 9120D-02294_250606 HORIZONTAL : RBW:1000.000kHz VBW:4.300kHz SWT:Auto Freq Level Limit Line Margin Read Level Ant Factor Cable Loss Preamp Factor Aux Factor APos TPos Remark MHz dBuV/m dBuV/m dB dBuV dB/m dB dB dB cm deg 1 5985.00 83.81 ------ ------ 72.62 34.20 13.80 36.81 0.00 154 290 Average

Mode	46	
	Band Edge	
	U-NII-5_5.925-6.425_802.11be EHT80_CH7_Full RU_5985MHz	
ANT	6G 1+2+3+4(SDM)	
Pol.	Vertical	Fundamental
Peak	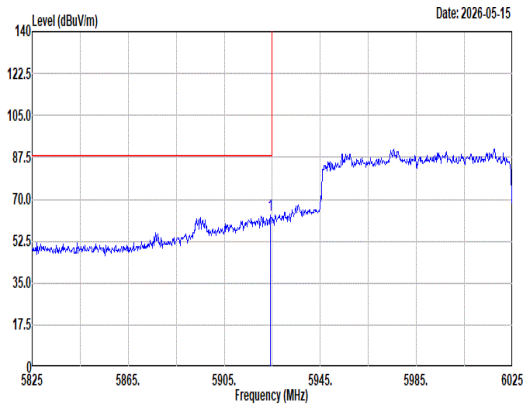 Site : 03CH15-HY Condition: PEAK_BE(UNII)_6E 3m 9120D-02294_250606 VERTICAL : RBW:1000.000kHz VBW:3000.000kHz SWT:Auto Freq Level Limit Line Margin Read Level Ant Factor Cable Loss Preamp Factor Aux Factor APos TPos Remark MHz dBuV/m dBuV/m dB dBuV dB/m dB dB dB cm deg 1 5924.20 63.17 88.20 -25.03 52.04 34.25 13.70 36.82 0.00 300 284 Peak	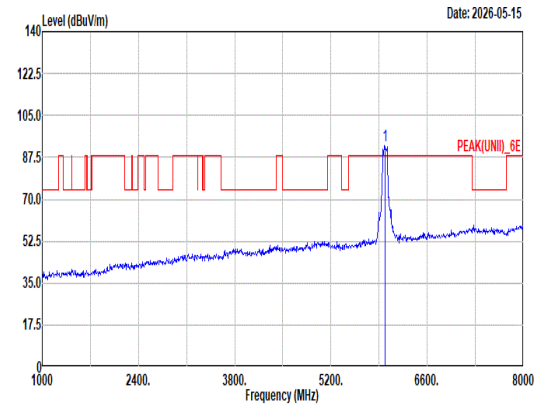 Site : 03CH15-HY Condition: PEAK(UNII)_6E 3m 9120D-02294_250606 VERTICAL : RBW:1000.000kHz VBW:3000.000kHz SWT:Auto Freq Level Limit Line Margin Read Level Ant Factor Cable Loss Preamp Factor Aux Factor APos TPos Remark MHz dBuV/m dBuV/m dB dBuV dB/m dB dB dB cm deg 1 5985.00 92.58 ------ ------ 81.39 34.20 13.80 36.81 0.00 300 284 Peak
Avg	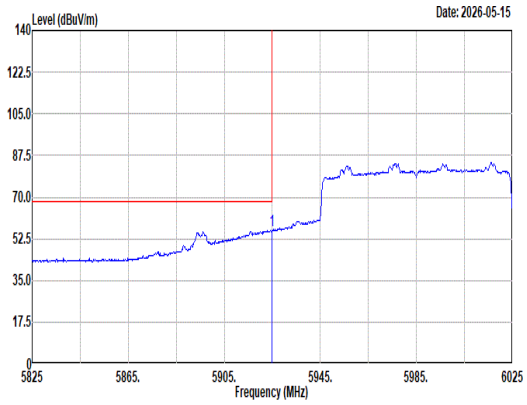 Site : 03CH15-HY Condition: AVG_BE(UNII)_6E 3m 9120D-02294_250606 VERTICAL : RBW:1000.000kHz VBW:4.300kHz SWT:Auto Freq Level Limit Line Margin Read Level Ant Factor Cable Loss Preamp Factor Aux Factor APos TPos Remark MHz dBuV/m dBuV/m dB dBuV dB/m dB dB dB cm deg 1 5924.80 55.95 68.20 -12.25 44.82 34.25 13.70 36.82 0.00 300 284 Average	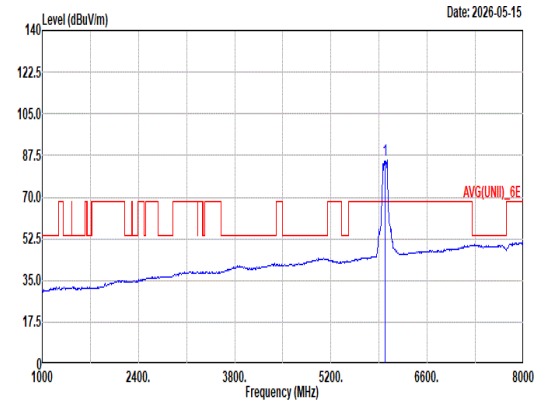 Site : 03CH15-HY Condition: AVG(UNII)_6E 3m 9120D-02294_250606 VERTICAL : RBW:1000.000kHz VBW:4.300kHz SWT:Auto Freq Level Limit Line Margin Read Level Ant Factor Cable Loss Preamp Factor Aux Factor APos TPos Remark MHz dBuV/m dBuV/m dB dBuV dB/m dB dB dB cm deg 1 5985.00 85.41 ------ ------ 74.19 34.16 13.86 36.80 0.00 300 284 Average

Mode	47	
	Band Edge	
	U-NII-5_5.925-6.425_802.11be EHT160_CH15_Full RU_6025MHz	
ANT	6G 1+2+3+4(SDM)	
Pol.	Horizontal	Fundamental
Peak	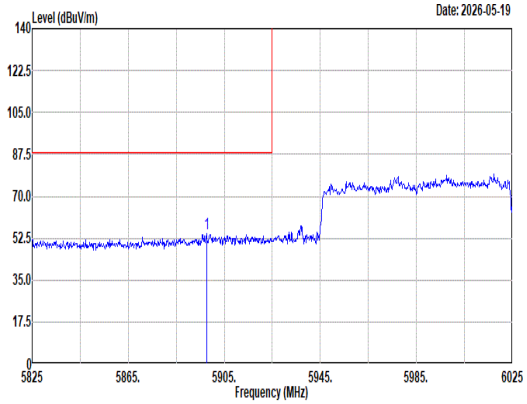 Site : 03CH15-HY Condition: PEAK_BE(UNII)_6E 3m 9120D-02294_250606 HORIZONTAL : RBW:1000.000kHz VBW:3000.000kHz SWT:Auto Freq Level Limit Line Margin Read Level Ant Factor Cable Loss Preamp Factor Aux Factor APos TPos Remark MHz dBuV/m dBuV/m dB dBuV dB/m dB dB dB cm deg 1 5897.60 54.39 88.20 -33.81 43.28 34.29 13.65 36.83 0.00 100 296 Peak	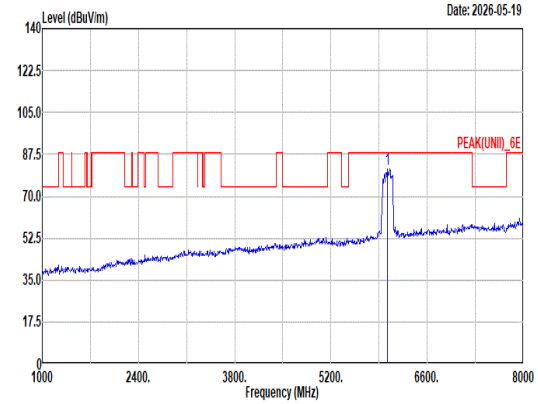 Site : 03CH15-HY Condition: PEAK(UNII)_6E 3m 9120D-02294_250606 HORIZONTAL : RBW:1000.000kHz VBW:3000.000kHz SWT:Auto Freq Level Limit Line Margin Read Level Ant Factor Cable Loss Preamp Factor Aux Factor APos TPos Remark MHz dBuV/m dBuV/m dB dBuV dB/m dB dB dB cm deg 1 6025.00 81.48 ------ ------ 70.26 34.16 13.86 36.80 0.00 100 296 Peak
Avg	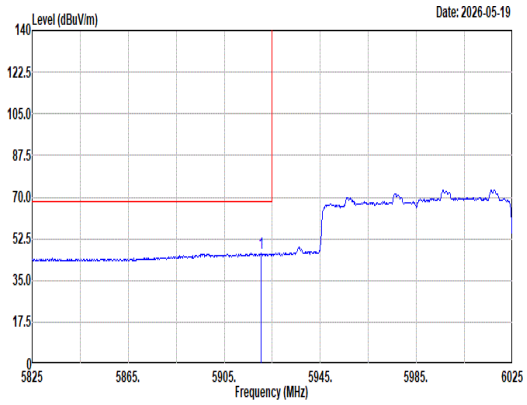 Site : 03CH15-HY Condition: AVG_BE(UNII)_6E 3m 9120D-02294_250606 HORIZONTAL : RBW:1000.000kHz VBW:4.700kHz SWT:Auto Freq Level Limit Line Margin Read Level Ant Factor Cable Loss Preamp Factor Aux Factor APos TPos Remark MHz dBuV/m dBuV/m dB dBuV dB/m dB dB dB cm deg 1 5920.40 46.62 68.20 -21.58 35.49 34.26 13.69 36.82 0.00 100 296 Average	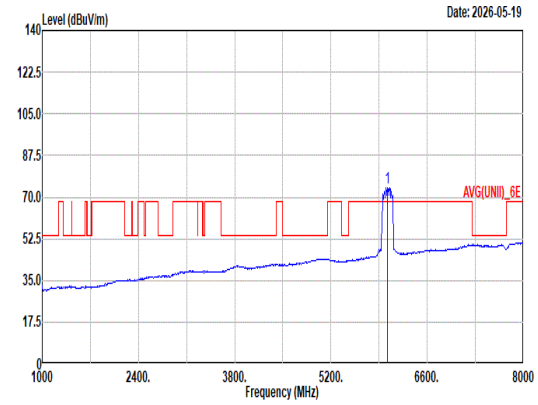 Site : 03CH15-HY Condition: AVG(UNII)_6E 3m 9120D-02294_250606 HORIZONTAL : RBW:1000.000kHz VBW:4.700kHz SWT:Auto Freq Level Limit Line Margin Read Level Ant Factor Cable Loss Preamp Factor Aux Factor APos TPos Remark MHz dBuV/m dBuV/m dB dBuV dB/m dB dB dB cm deg 1 6025.00 74.18 ------ ------ 62.96 34.16 13.86 36.80 0.00 100 296 Average

Mode	47	
	Band Edge	
	U-NII-5_5.925-6.425_802.11be EHT160_CH15_Full RU_6025MHz	
ANT	6G 1+2+3+4(SDM)	
Pol.	Vertical	Fundamental
Peak	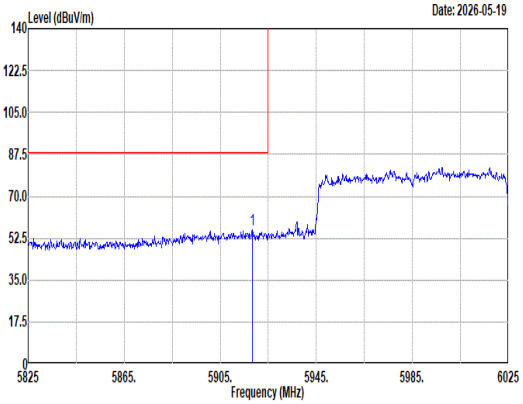 Site : 03CH15-HY Condition: PEAK_BE(UNII)_6E 3m 9120D-02294_250606 VERTICAL : RBW:1000.000kHz VBW:3000.000kHz SWT:Auto Freq Level Limit Line Margin Read Level Ant Factor Cable Loss Preamp Factor Aux Factor APos TPos Remark MHz dBuV/m dBuV/m dB dBuV dB/m dB dB dB cm deg 1 5918.40 56.12 88.20 -32.08 44.99 34.26 13.69 36.82 0.00 320 285 Peak	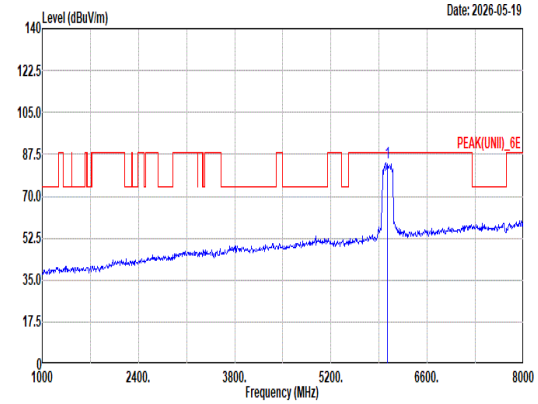 Site : 03CH15-HY Condition: PEAK(UNII)_6E 3m 9120D-02294_250606 VERTICAL : RBW:1000.000kHz VBW:3000.000kHz SWT:Auto Freq Level Limit Line Margin Read Level Ant Factor Cable Loss Preamp Factor Aux Factor APos TPos Remark MHz dBuV/m dBuV/m dB dBuV dB/m dB dB dB cm deg 1 6025.00 83.79 ------ ------ 72.56 34.20 13.84 36.81 0.00 320 285 Peak
Avg	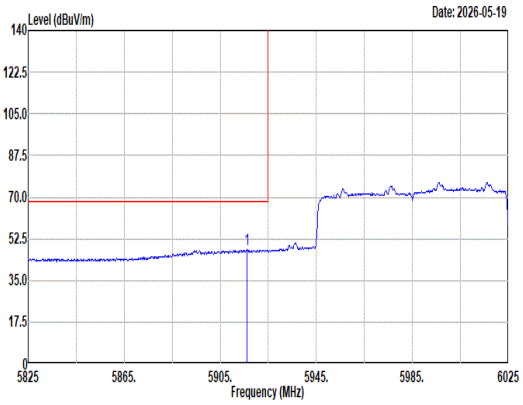 Site : 03CH15-HY Condition: AVG_BE(UNII)_6E 3m 9120D-02294_250606 VERTICAL : RBW:1000.000kHz VBW:4.700kHz SWT:Auto Freq Level Limit Line Margin Read Level Ant Factor Cable Loss Preamp Factor Aux Factor APos TPos Remark MHz dBuV/m dBuV/m dB dBuV dB/m dB dB dB cm deg 1 5916.00 48.16 68.20 -20.04 37.04 34.27 13.68 36.83 0.00 320 285 Average	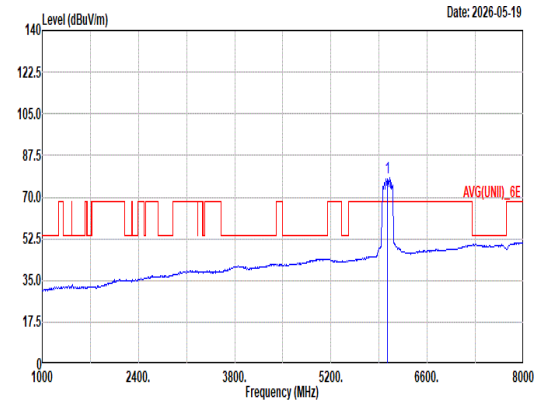 Site : 03CH15-HY Condition: AVG(UNII)_6E 3m 9120D-02294_250606 VERTICAL : RBW:1000.000kHz VBW:4.700kHz SWT:Auto Freq Level Limit Line Margin Read Level Ant Factor Cable Loss Preamp Factor Aux Factor APos TPos Remark MHz dBuV/m dBuV/m dB dBuV dB/m dB dB dB cm deg 1 6025.00 77.93 ------ ------ 66.74 34.09 13.88 36.78 0.00 320 285 Average

Mode	47	
	Harmonic	
	U-NII-5_5.925-6.425_802.11be EHT160_CH15_Full RU_6025MHz	
ANT	6G 1+2+3+4(SDM)	
Pol.	Horizontal	Vertical
Peak Avg	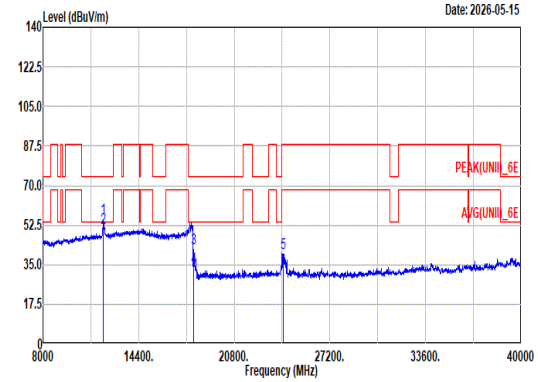 Site : 03CH15-HY Condition: PEAK(UNII)_6E 3m 9120D-02294_250606 HORIZONTAL Freq Level Limit Line Margin Read Level Ant Factor Cable Loss Preamp Factor Aux Factor APos TPos Remark MHz dBuV/m dBuV/m dB dBuV dB/m dB dB dB cm deg 1 12050.00 55.42 74.00 -18.58 53.47 39.30 19.84 57.68 0.49 400 130 Peak 2 12050.00 51.45 54.00 -2.55 49.50 39.30 19.84 57.68 0.49 400 130 Average 3 18075.00 42.02 74.00 -31.98 69.77 37.77 0.00 55.98 -9.54 150 27 Peak 4 18075.00 34.04 54.00 -19.96 61.82 37.70 0.00 55.94 -9.54 150 27 Average 5 24100.00 40.20 68.20 -28.00 64.45 39.19 0.00 53.90 -9.54 150 43 Peak	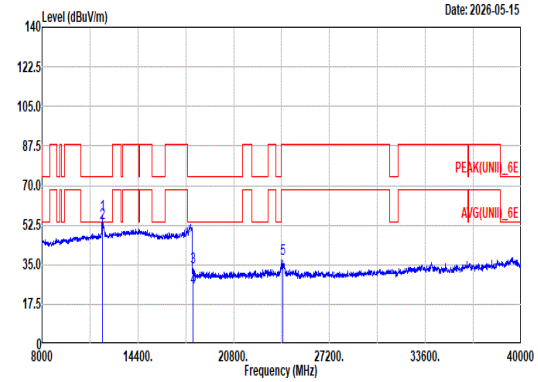 Site : 03CH15-HY Condition: PEAK(UNII)_6E 3m 9120D-02294_250606 VERTICAL Freq Level Limit Line Margin Read Level Ant Factor Cable Loss Preamp Factor Aux Factor APos TPos Remark MHz dBuV/m dBuV/m dB dBuV dB/m dB dB dB cm deg 1 12050.00 57.26 74.00 -16.74 55.31 39.30 19.84 57.68 0.49 348 116 Peak 2 12050.00 53.37 54.00 -0.63 51.42 39.30 19.84 57.68 0.49 348 116 Average 3 18075.00 33.94 74.00 -40.06 61.69 37.70 0.00 55.91 -9.54 150 114 Peak 4 18075.00 25.06 54.00 -28.94 52.84 37.70 0.00 55.94 -9.54 150 114 Average 5 24100.00 37.52 74.00 -36.48 61.87 39.10 0.00 53.91 -9.54 150 6 Peak

Mode	47	
	Harmonic	
	U-NII-5_5.925-6.425_802.11be EHT160_CH15_Full RU_6025MHz	
ANT	6G 1+2+3+4(SDM)	
Pol.	Horizontal	Vertical
14.47G ~14.5G Avg	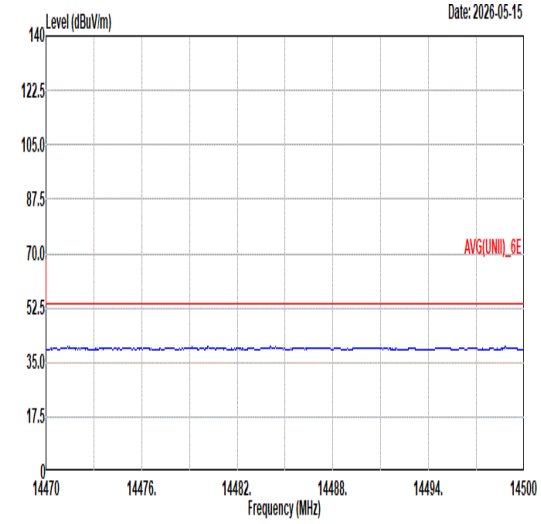 Site : 03CH15-HY Condition: AVG(UNII)_6E 3m 9120D-02294_250606 HORIZONTAL	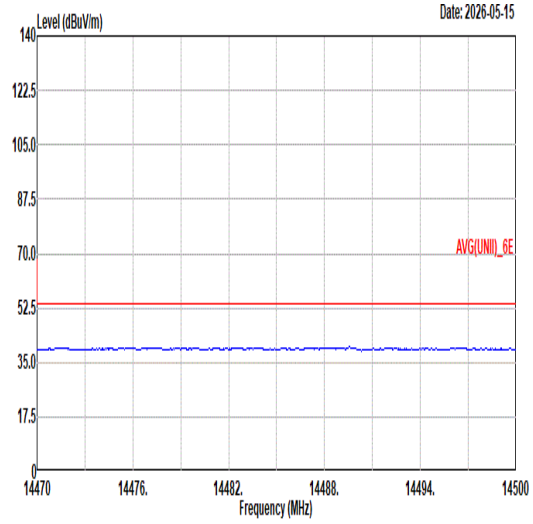 Site : 03CH15-HY Condition: AVG(UNII)_6E 3m 9120D-02294_250606 VERTICAL
17.7G ~18G Avg	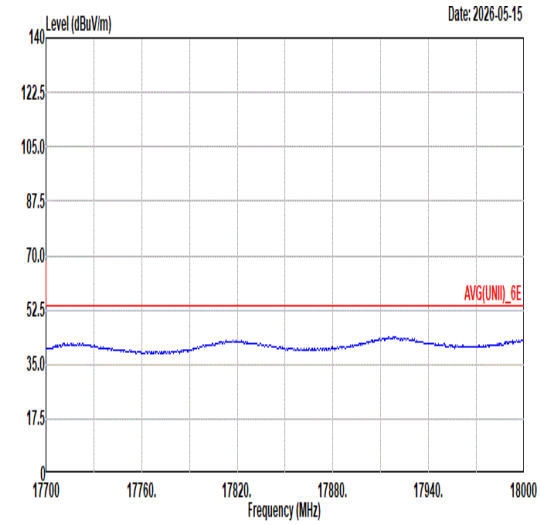 Site : 03CH15-HY Condition: AVG(UNII)_6E 3m 9120D-02294_250606 HORIZONTAL	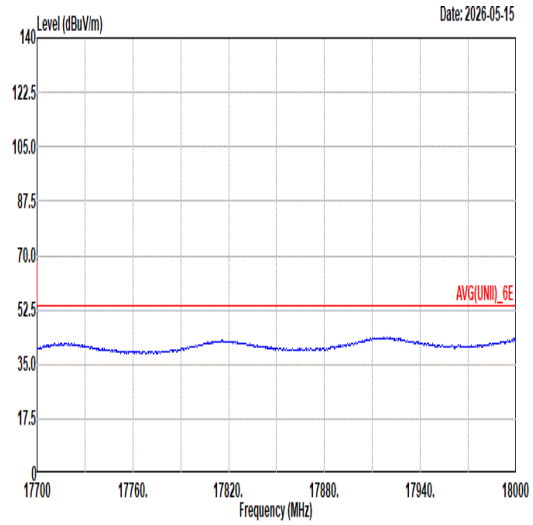 Site : 03CH15-HY Condition: AVG(UNII)_6E 3m 9120D-02294_250606 VERTICAL

Mode	48	
	Harmonic	
	U-NII-5_5.925-6.425_802.11be EHT160_CH47_Full RU_6185MHz	
ANT	6G 1+2+3+4(SDM)	
Pol.	Horizontal	Vertical
Peak Avg	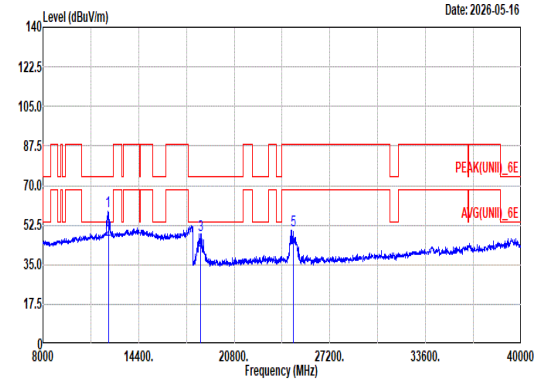 Site : 03CH15-HY Condition: PEAK(UNII)_6E 3m 9120D-02294_250606 HORIZONTAL Freq Level Limit Line Margin Read Level Ant Factor Cable Loss Preamp Factor Aux Factor APos TPos Remark MHz dBuV/m dBuV/m dB dBuV dB/m dB dB dB cm deg 1 12370.00 58.43 74.00 -15.57 56.32 39.16 20.10 57.62 0.47 398 99 Peak 2 12370.00 46.16 54.00 -7.84 44.05 39.16 20.10 57.62 0.47 398 99 Average 3 18555.00 48.31 74.00 -25.69 69.88 38.20 5.77 56.00 -9.54 150 59 Peak 4 18555.00 40.11 54.00 -13.89 61.89 38.11 5.75 56.10 -9.54 150 59 Average 5 24740.00 50.44 68.20 -17.76 67.46 39.42 6.40 53.30 -9.54 150 333 Peak	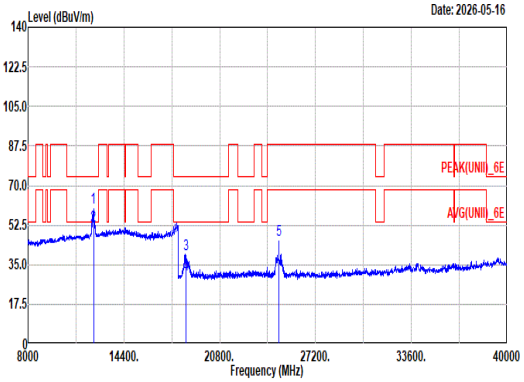 Site : 03CH15-HY Condition: PEAK(UNII)_6E 3m 9120D-02294_250606 VERTICAL Freq Level Limit Line Margin Read Level Ant Factor Cable Loss Preamp Factor Aux Factor APos TPos Remark MHz dBuV/m dBuV/m dB dBuV dB/m dB dB dB cm deg 1 12370.00 60.29 74.00 -13.71 58.18 39.16 20.10 57.62 0.47 344 109 Peak 2 12370.00 52.52 54.00 -1.48 50.41 39.16 20.10 57.62 0.47 344 109 Average 3 18555.00 39.75 74.00 -34.25 61.53 38.11 5.75 56.10 -9.54 150 64 Peak 4 18555.00 30.90 54.00 -23.10 52.68 38.11 5.75 56.10 -9.54 150 64 Average 5 24740.00 45.92 68.20 -22.28 62.83 39.52 6.41 53.30 -9.54 150 107 Peak

Mode	48	
	Harmonic	
	U-NII-5_5.925-6.425_802.11be EHT160_CH47_Full RU_6185MHz	
ANT	6G 1+2+3+4(SDM)	
Pol.	Horizontal	Vertical
14.47G ~14.5G Avg	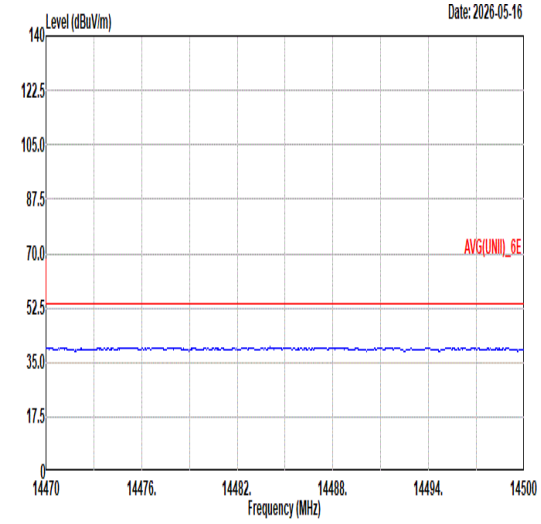 Site : 03CH15-HY Condition: AVG(UNII)_6E 3m 9120D-02294_250606 HORIZONTAL	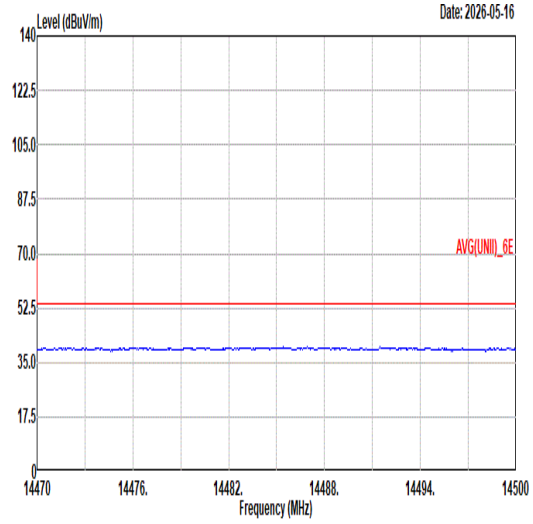 Site : 03CH15-HY Condition: AVG(UNII)_6E 3m 9120D-02294_250606 VERTICAL
17.7G ~18G Avg	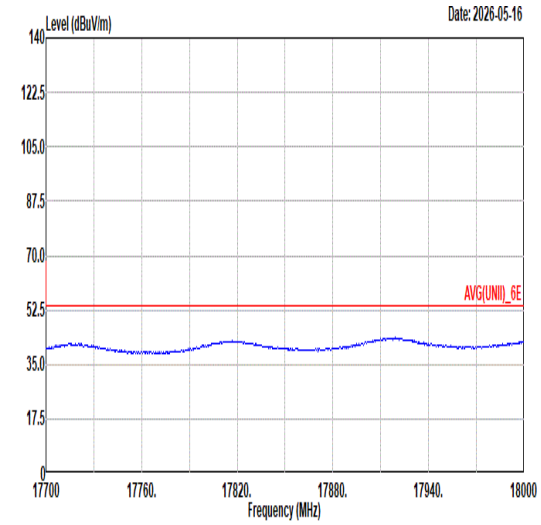 Site : 03CH15-HY Condition: AVG(UNII)_6E 3m 9120D-02294_250606 HORIZONTAL	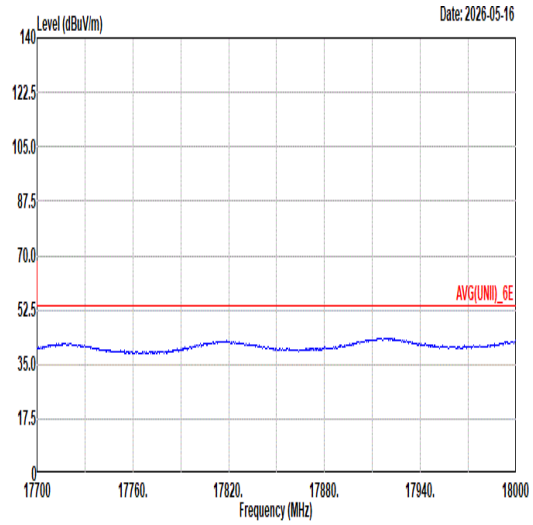 Site : 03CH15-HY Condition: AVG(UNII)_6E 3m 9120D-02294_250606 VERTICAL

Mode	49	
	Harmonic	
	U-NII-5_5.925-6.425_802.11be EHT160_CH79_Full RU_6345MHz	
ANT	6G 1+2+3+4(SDM)	
Pol.	Horizontal	Vertical
Peak Avg	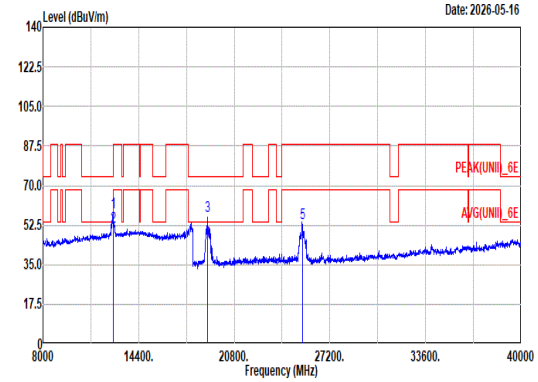 Site : 03CH15-HY Condition: PEAK(UNII)_6E 3m 9120D-02294_250606 HORIZONTAL 1 12690.00 57.98 74.00 -16.02 55.14 39.58 20.36 57.55 0.45 400 132 Peak 2 12690.00 51.82 54.00 -2.18 48.98 39.58 20.36 57.55 0.45 400 132 Average 3 19035.00 56.57 74.00 -17.43 77.40 38.22 5.86 55.37 -9.54 150 55 Peak 4 19035.00 45.24 54.00 -8.76 65.92 38.30 5.87 55.31 -9.54 150 55 Average 5 25380.00 53.56 68.20 -14.64 70.61 39.40 6.45 53.36 -9.54 150 322 Peak	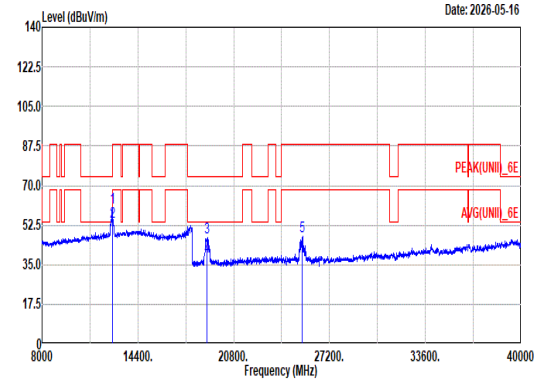 Site : 03CH15-HY Condition: PEAK(UNII)_6E 3m 9120D-02294_250606 VERTICAL 1 12690.00 60.17 74.00 -13.83 57.33 39.58 20.36 57.55 0.45 383 107 Peak 2 12690.00 53.67 54.00 -0.33 50.83 39.58 20.36 57.55 0.45 383 107 Average 3 19035.00 47.22 74.00 -26.78 67.93 38.28 5.86 55.31 -9.54 150 338 Peak 4 19035.00 38.83 54.00 -15.17 59.51 38.30 5.87 55.31 -9.54 150 338 Average 5 25380.00 47.43 68.20 -20.77 64.59 39.31 6.45 53.38 -9.54 150 1 Peak

Mode	49	
	Harmonic	
	U-NII-5_5.925-6.425_802.11be EHT160_CH79_Full RU_6345MHz	
ANT	6G 1+2+3+4(SDM)	
Pol.	Horizontal	Vertical
14.47G ~14.5G Avg	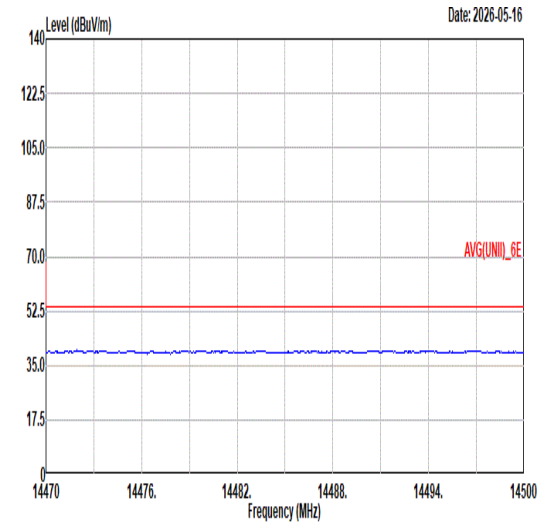 Site : 03CH15-HY Condition: AVG(UNII)_6E 3m 9120D-02294_250606 HORIZONTAL	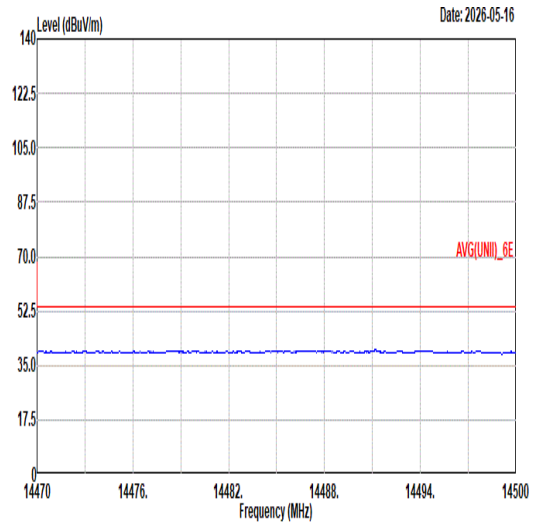 Site : 03CH15-HY Condition: AVG(UNII)_6E 3m 9120D-02294_250606 VERTICAL
17.7G ~18G Avg	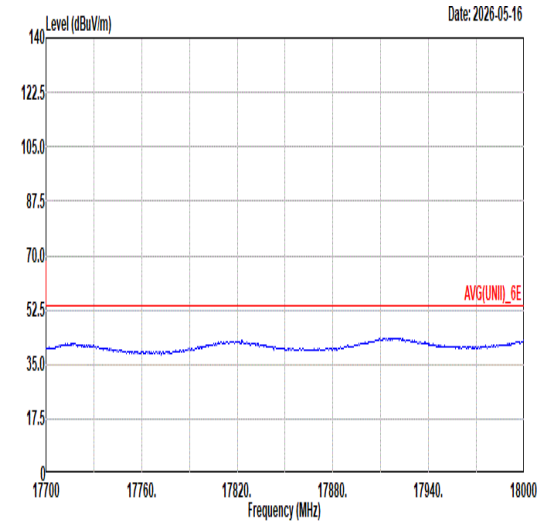 Site : 03CH15-HY Condition: AVG(UNII)_6E 3m 9120D-02294_250606 HORIZONTAL	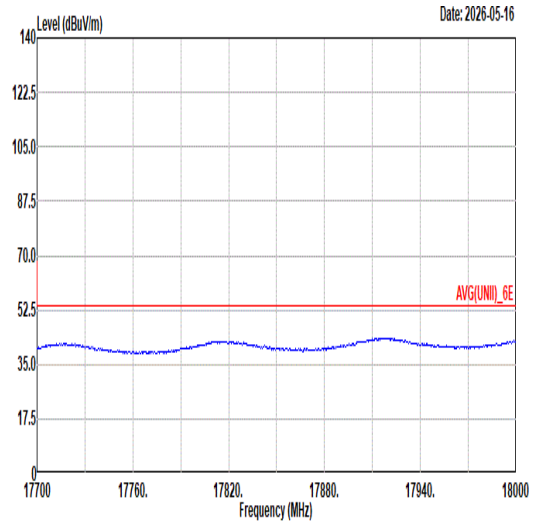 Site : 03CH15-HY Condition: AVG(UNII)_6E 3m 9120D-02294_250606 VERTICAL

Mode	50	
	Harmonic	
	U-NII-6_5.925-6.425_802.11be EHT160_CH111_Full RU_6505MHz	
ANT	6G 1+2+3+4(SDM)	
Pol.	Horizontal	Vertical
Peak Avg	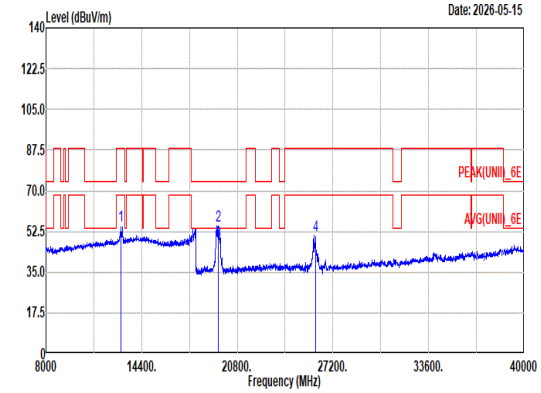 Site : 03CH15-HY Condition: PEAK(UNII)_6E 3m 9120D-02294_250606 HORIZONTAL 1 13010.00 54.78 88.20 -33.42 51.33 39.89 20.62 57.49 0.43 327 135 Peak 2 19515.00 54.93 74.00 -19.07 76.03 38.00 5.82 55.38 -9.54 150 55 Peak 3 19515.00 48.24 54.00 -5.76 69.42 37.93 5.81 55.38 -9.54 150 55 Average 4 26020.00 50.86 68.20 -17.34 67.71 39.29 6.62 53.22 -9.54 150 87 Peak	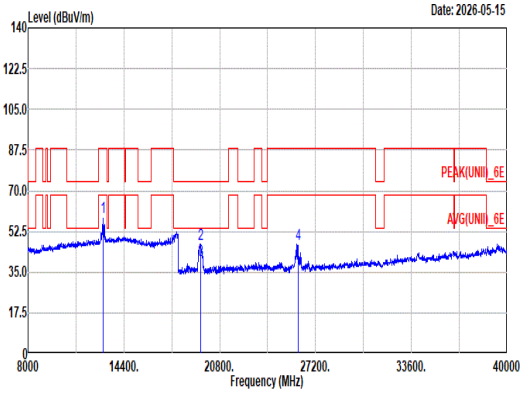 Site : 03CH15-HY Condition: PEAK(UNII)_6E 3m 9120D-02294_250606 VERTICAL 1 13010.00 58.53 88.20 -29.67 55.08 39.89 20.62 57.49 0.43 390 105 Peak 2 19515.00 47.26 74.00 -26.74 68.42 37.94 5.81 55.37 -9.54 150 55 Peak 3 19515.00 40.00 54.00 -14.00 61.18 37.93 5.81 55.38 -9.54 150 55 Average 4 26020.00 46.86 68.20 -21.34 63.71 39.29 6.62 53.22 -9.54 150 34 Peak

Mode	50	
	Harmonic	
	U-NII-6_5.925-6.425_802.11be EHT160_CH111_Full RU_6505MHz	
ANT	6G 1+2+3+4(SDM)	
Pol.	Horizontal	Vertical
14.47G ~14.5G Avg	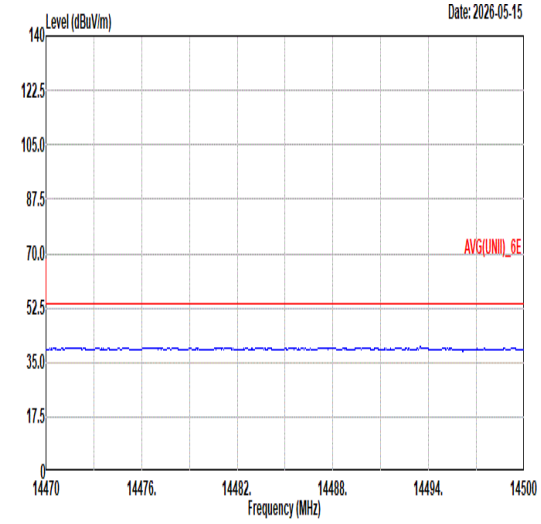 Site : 03CH15-HY Condition: AVG(UNII)_6E 3m 9120D-02294_250606 HORIZONTAL	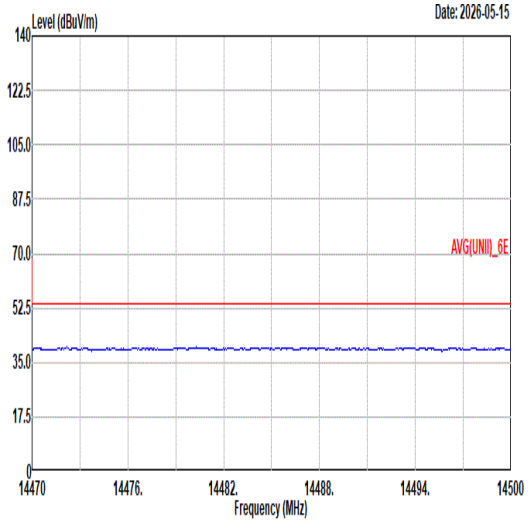 Site : 03CH15-HY Condition: AVG(UNII)_6E 3m 9120D-02294_250606 VERTICAL
17.7G ~18G Avg	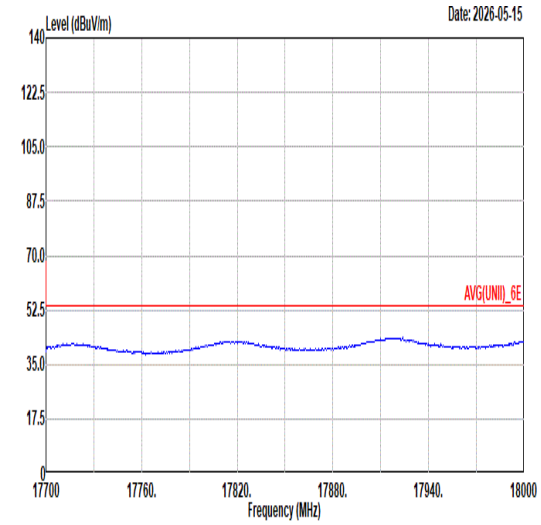 Site : 03CH15-HY Condition: AVG(UNII)_6E 3m 9120D-02294_250606 HORIZONTAL	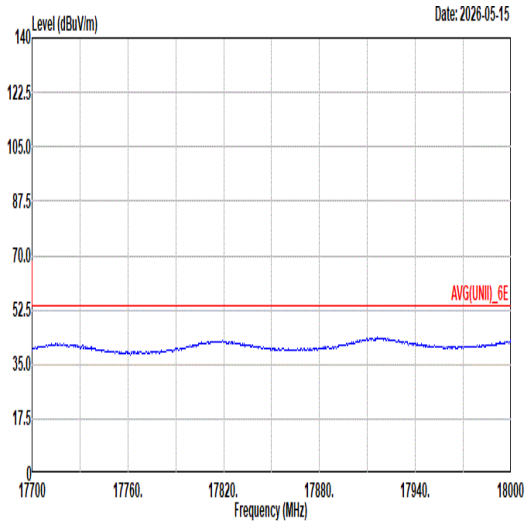 Site : 03CH15-HY Condition: AVG(UNII)_6E 3m 9120D-02294_250606 VERTICAL

Mode	51	
	Harmonic	
	U-NII-7_6.525-6.875_802.11be EHT160_CH143_Full RU_6665MHz	
ANT	6G 1+2+3+4(SDM)	
Pol.	Horizontal	Vertical
Peak Avg	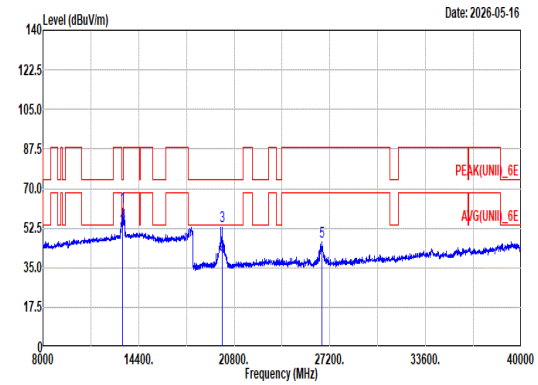 Site : 03CH15-HY Condition: PEAK(UNII)_6E 3m 9120D-02294_250606 HORIZONTAL Freq Level Limit Line Margin Read Level Ant Factor Cable Loss Preamp Factor Aux Factor APos TPos Remark MHz dBuV/m dBuV/m dB dBuV dB/m dB dB dB cm deg 1 13330.00 61.79 74.00 -12.21 58.06 40.03 20.87 57.58 0.41 253 33 Peak 2 13330.00 52.44 54.00 -1.56 48.71 40.03 20.87 57.58 0.41 253 33 Average 3 19995.00 53.32 74.00 -20.68 74.00 37.90 5.88 54.92 -9.54 150 38 Peak 4 19995.00 39.54 54.00 -14.46 60.00 37.99 5.90 54.81 -9.54 150 38 Average 5 26660.00 46.40 68.20 -21.80 63.04 39.95 6.65 53.70 -9.54 150 22 Peak	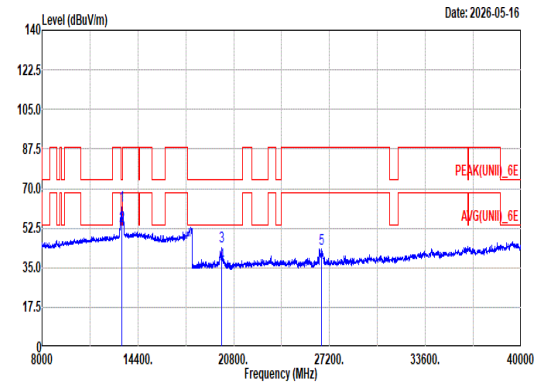 Site : 03CH15-HY Condition: PEAK(UNII)_6E 3m 9120D-02294_250606 VERTICAL Freq Level Limit Line Margin Read Level Ant Factor Cable Loss Preamp Factor Aux Factor APos TPos Remark MHz dBuV/m dBuV/m dB dBuV dB/m dB dB dB cm deg 1 13330.00 62.14 74.00 -11.86 58.41 40.03 20.87 57.58 0.41 279 65 Peak 2 13330.00 53.23 54.00 -0.77 49.50 40.03 20.87 57.58 0.41 279 65 Average 3 19995.00 44.15 74.00 -29.85 64.84 37.90 5.88 54.93 -9.54 150 74 Peak 4 19995.00 37.02 54.00 -16.98 57.48 37.99 5.90 54.81 -9.54 150 74 Average 5 26660.00 43.56 68.20 -24.64 60.28 39.87 6.65 53.70 -9.54 150 329 Peak

Mode	51	
	Harmonic	
	U-NII-7_6.525-6.875_802.11be EHT160_CH143_Full RU_6665MHz	
ANT	6G 1+2+3+4(SDM)	
Pol.	Horizontal	Vertical
14.47G ~14.5G Avg	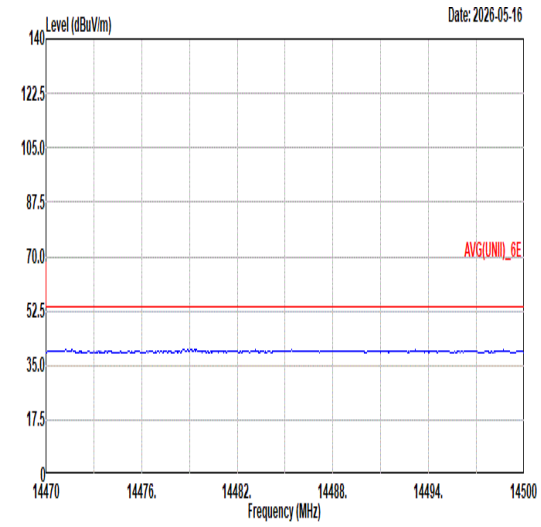 Site : 03CH15-HY Condition: AVG(UNII)_6E 3m 9120D-02294_250606 HORIZONTAL	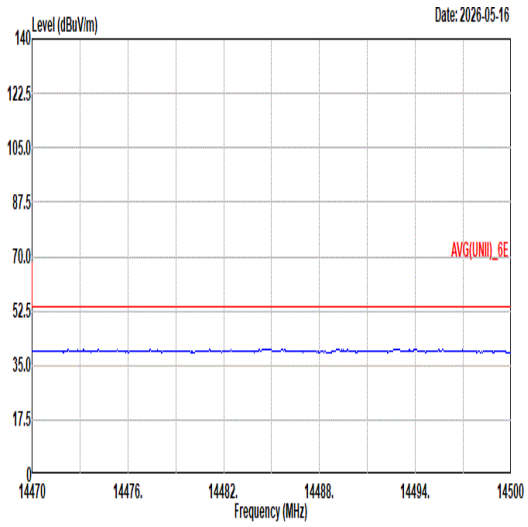 Site : 03CH15-HY Condition: AVG(UNII)_6E 3m 9120D-02294_250606 VERTICAL
17.7G ~18G Avg	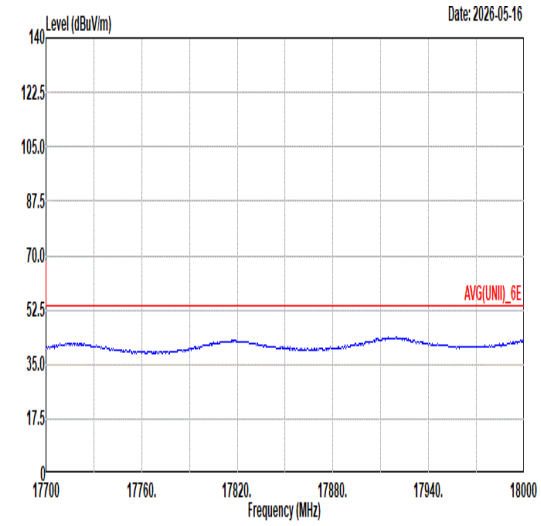 Site : 03CH15-HY Condition: AVG(UNII)_6E 3m 9120D-02294_250606 HORIZONTAL	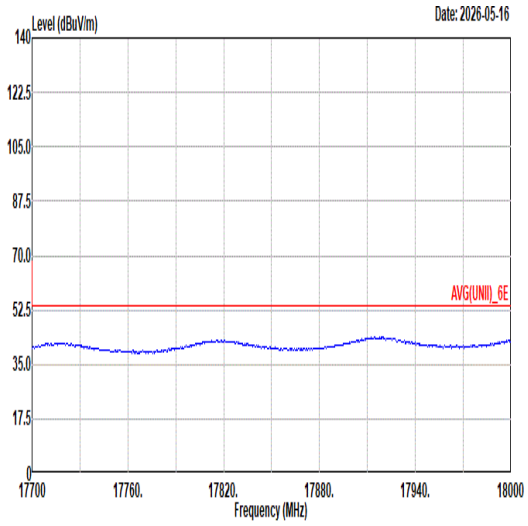 Site : 03CH15-HY Condition: AVG(UNII)_6E 3m 9120D-02294_250606 VERTICAL

Mode	52	
	Harmonic	
	U-NII-7_6.525-6.875_802.11be EHT160_CH175_Full RU_6825MHz	
ANT	6G 1+2+3+4(SDM)	
Pol.	Horizontal	Vertical
Peak Avg	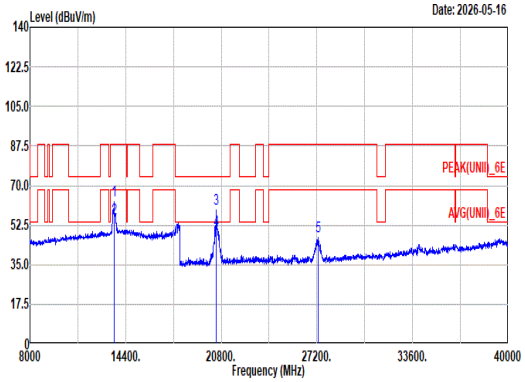 Site : 03CH15-HY Condition: PEAK(UNII)_6E 3m 9120D-02294_250606 HORIZONTAL Freq Level Limit Line Margin Read Level Ant Factor Cable Loss Preamp Factor Aux Factor APos TPos Remark MHz dBuV/m dBuV/m dB dBuV dB/m dB dB dB cm deg 1 13650.00 63.19 88.20 -25.01 59.16 40.15 21.13 57.64 0.39 105 33 Peak 2 13650.00 55.70 68.20 -12.50 51.67 40.15 21.13 57.64 0.39 105 33 Average 3 20475.00 59.63 74.00 -14.37 80.71 37.93 5.79 55.26 -9.54 150 32 Peak 4 20475.00 50.16 54.00 -3.84 71.23 37.95 5.79 55.27 -9.54 150 32 Average 5 27300.00 47.40 68.20 -20.80 64.47 39.42 6.81 53.76 -9.54 150 344 Peak	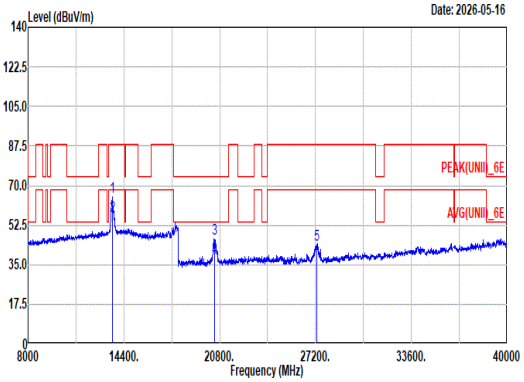 Site : 03CH15-HY Condition: PEAK(UNII)_6E 3m 9120D-02294_250606 VERTICAL Freq Level Limit Line Margin Read Level Ant Factor Cable Loss Preamp Factor Aux Factor APos TPos Remark MHz dBuV/m dBuV/m dB dBuV dB/m dB dB dB cm deg 1 13650.00 64.81 88.20 -23.39 60.78 40.15 21.13 57.64 0.39 -- -- Peak 2 13650.00 56.39 68.20 -11.81 52.36 40.15 21.13 57.64 0.39 342 65 Average 3 20475.00 46.33 74.00 -27.67 67.35 37.90 5.81 55.19 -9.54 150 27 Peak 4 20475.00 38.30 54.00 -15.70 59.37 37.95 5.79 55.27 -9.54 150 27 Average 5 27300.00 44.07 68.20 -24.13 61.10 39.45 6.82 53.76 -9.54 150 345 Peak

Mode	52	
	Harmonic	
	U-NII-7_6.525-6.875_802.11be EHT160_CH175_Full RU_6825MHz	
ANT	6G 1+2+3+4(SDM)	
Pol.	Horizontal	Vertical
14.47G ~14.5G Avg	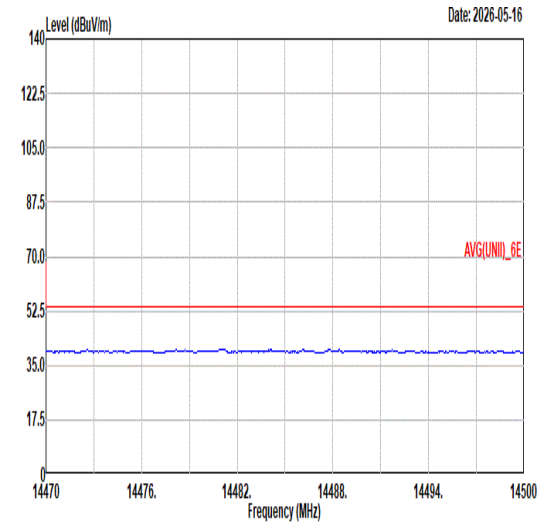 Site : 03CH15-HY Condition: AVG(UNII)_6E 3m 9120D-02294_250606 HORIZONTAL	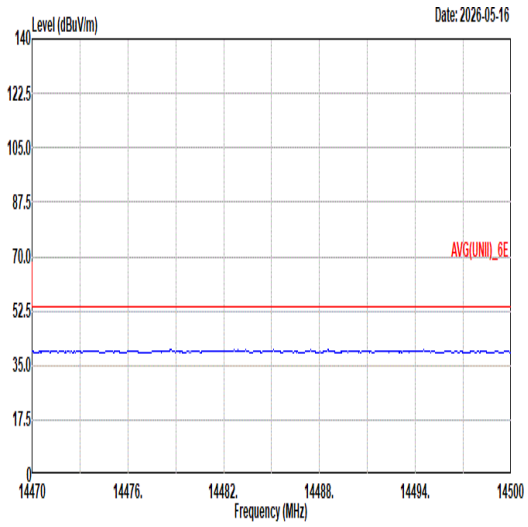 Site : 03CH15-HY Condition: AVG(UNII)_6E 3m 9120D-02294_250606 VERTICAL
17.7G ~18G Avg	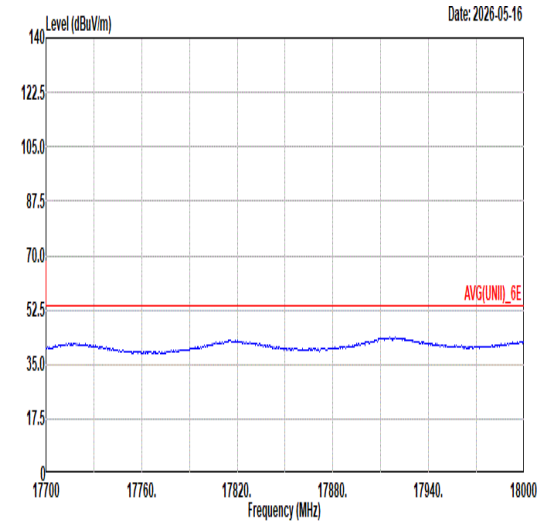 Site : 03CH15-HY Condition: AVG(UNII)_6E 3m 9120D-02294_250606 HORIZONTAL	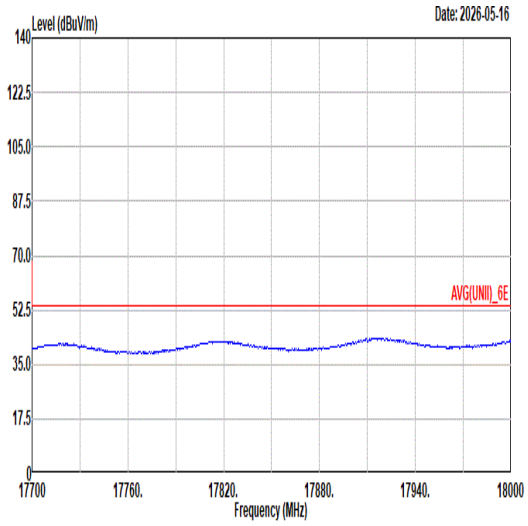 Site : 03CH15-HY Condition: AVG(UNII)_6E 3m 9120D-02294_250606 VERTICAL

Mode	53	
	Band Edge	
	U-NII-8_6.875-7.125_802.11a_CH229_7095MHz	
ANT	6G 1+2+3+4(SDM)	
Pol.	Horizontal	Fundamental
Peak	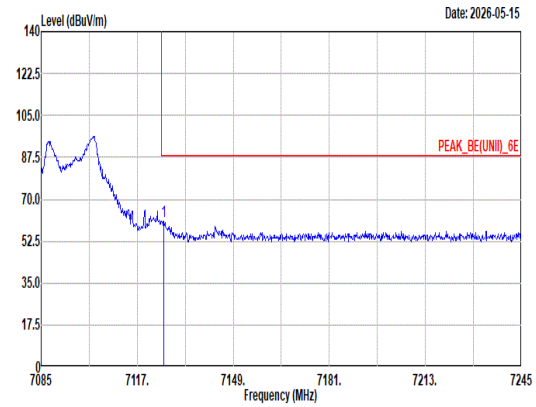 Site : 03CH15-HY Condition: PEAK_BE(UNII)_6E 3m 9120D-02294_250606 HORIZONTAL : RBW:1000.000kHz VBW:3000.000kHz SWT:Auto Freq Level Limit Line Margin Read Level Ant Factor Cable Loss Preamp Factor Aux Factor APos TPos Remark MHz dBuV/m dBuV/m dB dBuV dB/m dB dB dB cm deg 1 7125.80 60.84 88.20 -27.36 46.17 36.55 15.04 36.92 0.00 400 336 Peak	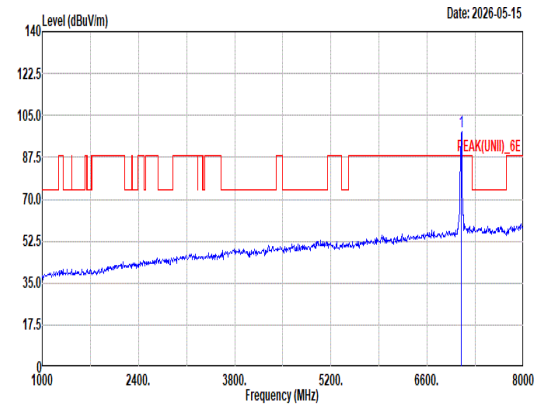 Site : 03CH15-HY Condition: PEAK(UNII)_6E 3m 9120D-02294_250606 HORIZONTAL : RBW:1000.000kHz VBW:3000.000kHz SWT:Auto Freq Level Limit Line Margin Read Level Ant Factor Cable Loss Preamp Factor Aux Factor APos TPos Remark MHz dBuV/m dBuV/m dB dBuV dB/m dB dB dB cm deg 1 7095.00 98.19 ------ ------ 83.69 36.42 15.01 36.93 0.00 400 336 Peak
Avg	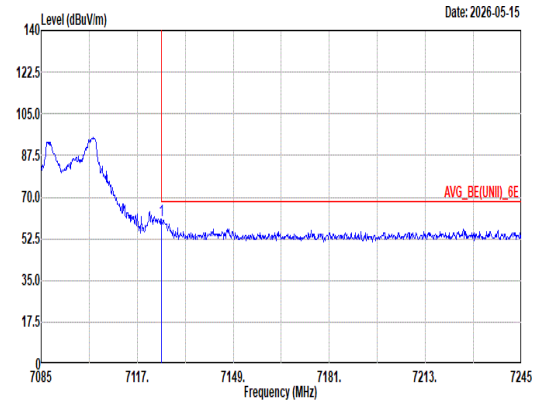 Site : 03CH15-HY Condition: AVG_BE(UNII)_6E 3m 9120D-02294_250606 HORIZONTAL : RBW:1000.000kHz VBW:510.000kHz SWT:Auto Freq Level Limit Line Margin Read Level Ant Factor Cable Loss Preamp Factor Aux Factor APos TPos Remark MHz dBuV/m dBuV/m dB dBuV dB/m dB dB dB cm deg 1 7125.16 60.19 68.20 -8.01 45.52 36.55 15.04 36.92 0.00 400 336 Average	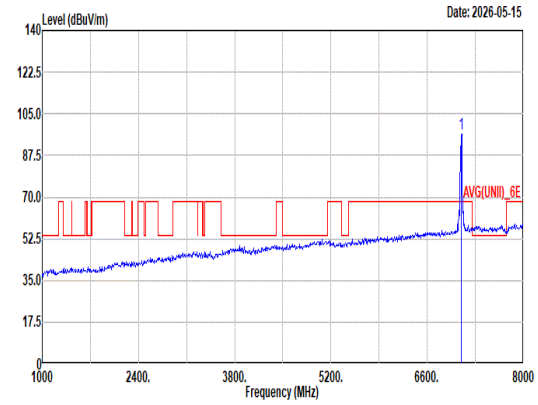 Site : 03CH15-HY Condition: AVG(UNII)_6E 3m 9120D-02294_250606 HORIZONTAL : RBW:1000.000kHz VBW:510.000kHz SWT:Auto Freq Level Limit Line Margin Read Level Ant Factor Cable Loss Preamp Factor Aux Factor APos TPos Remark MHz dBuV/m dBuV/m dB dBuV dB/m dB dB dB cm deg 1 7095.00 96.81 ------ ------ 82.31 36.42 15.01 36.93 0.00 400 336 Average

Mode	53	
	Band Edge	
	U-NII-8_6.875-7.125_802.11a_CH229_7095MHz	
ANT	6G 1+2+3+4(SDM)	
Pol.	Vertical	Fundamental
Peak	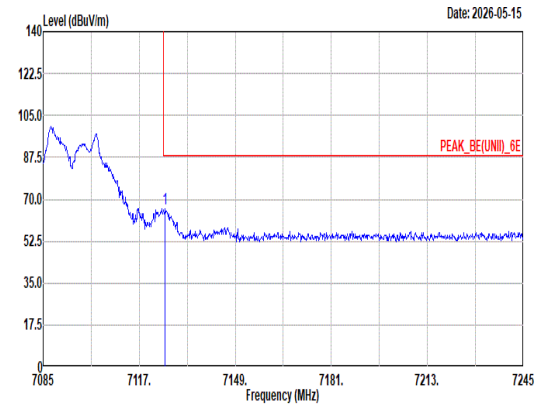 Site : 03CH15-HY Condition: PEAK_BE(UNII)_6E 3m 9120D-02294_250606 VERTICAL : RBW:1000.000kHz VBW:3000.000kHz SWT:Auto Freq Level Limit Line Margin Read Level Ant Factor Cable Loss Preamp Factor Aux Factor APos TPos Remark MHz dBuV/m dBuV/m dB dBuV dB/m dB dB dB cm deg 1 7125.64 66.07 88.20 -22.13 51.40 36.55 15.04 36.92 0.00 300 284 Peak	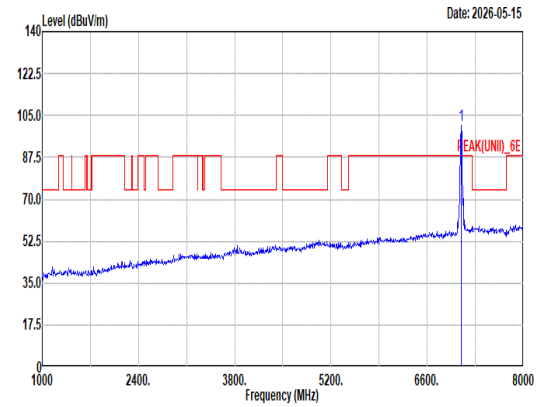 Site : 03CH15-HY Condition: PEAK(UNII)_6E 3m 9120D-02294_250606 VERTICAL : RBW:1000.000kHz VBW:3000.000kHz SWT:Auto Freq Level Limit Line Margin Read Level Ant Factor Cable Loss Preamp Factor Aux Factor APos TPos Remark MHz dBuV/m dBuV/m dB dBuV dB/m dB dB dB cm deg 1 7095.00 100.83 ------ ------ 86.44 36.32 15.00 36.93 0.00 300 284 Peak
Avg	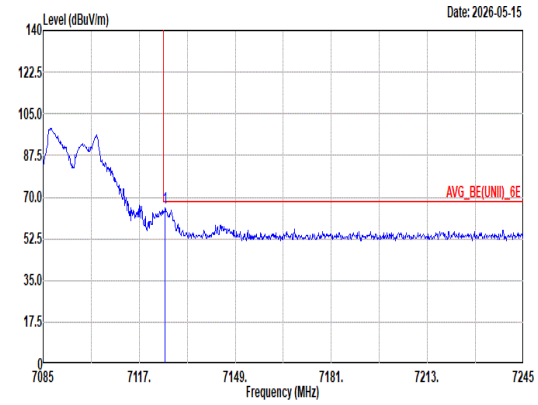 Site : 03CH15-HY Condition: AVG_BE(UNII)_6E 3m 9120D-02294_250606 VERTICAL : RBW:1000.000kHz VBW:510.000kHz SWT:Auto Freq Level Limit Line Margin Read Level Ant Factor Cable Loss Preamp Factor Aux Factor APos TPos Remark MHz dBuV/m dBuV/m dB dBuV dB/m dB dB dB cm deg 1 7125.64 65.35 68.20 -2.85 50.68 36.55 15.04 36.92 0.00 300 284 Average	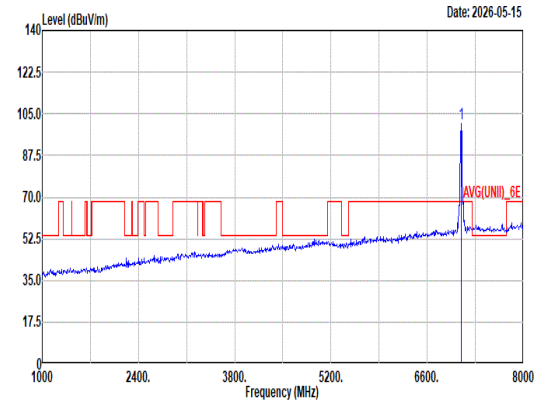 Site : 03CH15-HY Condition: AVG(UNII)_6E 3m 9120D-02294_250606 VERTICAL : RBW:1000.000kHz VBW:510.000kHz SWT:Auto Freq Level Limit Line Margin Read Level Ant Factor Cable Loss Preamp Factor Aux Factor APos TPos Remark MHz dBuV/m dBuV/m dB dBuV dB/m dB dB dB cm deg 1 7095.00 100.76 ------ ------ 86.37 36.32 15.00 36.93 0.00 300 284 Average

Mode	54	
	Band Edge	
	U-NII-8_6.875-7.125_802.11be EHT20_CH229_Full RU_7095MHz	
ANT	6G 1+2+3+4(SDM)	
Pol.	Horizontal	Fundamental
Peak	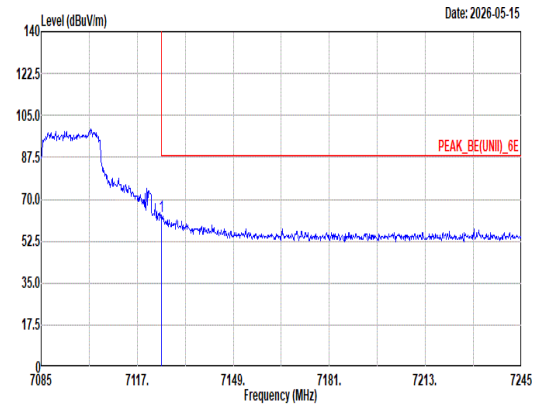 Site : 03CH15-HY Condition: PEAK_BE(UNII)_6E 3m 9120D-02294_250606 HORIZONTAL : RBW:1000.000kHz VBW:3000.000kHz SWT:Auto Freq Level Limit Line Margin Read Level Ant Factor Cable Loss Preamp Factor Aux Factor APos TPos Remark MHz dBuV/m dBuV/m dB dBuV dB/m dB dB dB cm deg 1 7125.16 63.13 88.20 -25.07 48.46 36.55 15.04 36.92 0.00 117 16 Peak	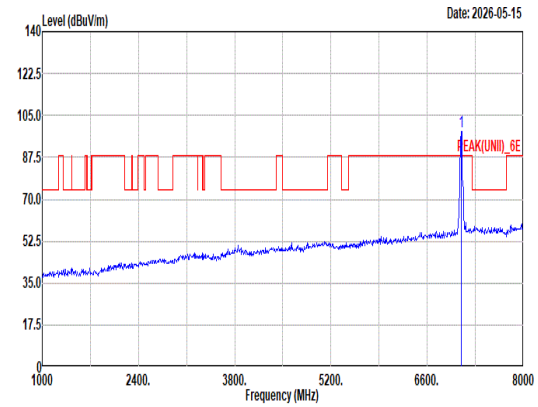 Site : 03CH15-HY Condition: PEAK(UNII)_6E 3m 9120D-02294_250606 HORIZONTAL : RBW:1000.000kHz VBW:3000.000kHz SWT:Auto Freq Level Limit Line Margin Read Level Ant Factor Cable Loss Preamp Factor Aux Factor APos TPos Remark MHz dBuV/m dBuV/m dB dBuV dB/m dB dB dB cm deg 1 7095.00 98.52 ------ ------ 84.02 36.42 15.01 36.93 0.00 117 16 Peak
Avg	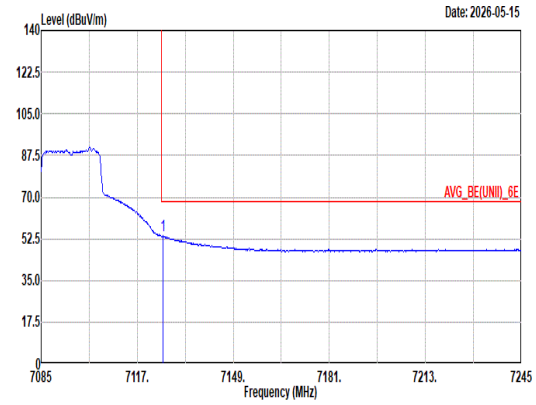 Site : 03CH15-HY Condition: AVG_BE(UNII)_6E 3m 9120D-02294_250606 HORIZONTAL : RBW:1000.000kHz VBW:2.400kHz SWT:Auto Freq Level Limit Line Margin Read Level Ant Factor Cable Loss Preamp Factor Aux Factor APos TPos Remark MHz dBuV/m dBuV/m dB dBuV dB/m dB dB dB cm deg 1 7125.48 53.63 68.20 -14.57 38.96 36.55 15.04 36.92 0.00 117 16 Average	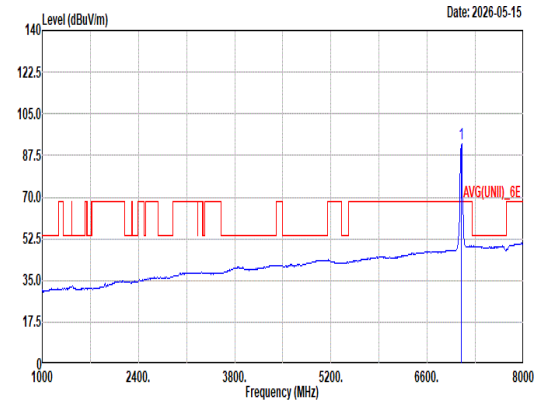 Site : 03CH15-HY Condition: AVG(UNII)_6E 3m 9120D-02294_250606 HORIZONTAL : RBW:1000.000kHz VBW:2.400kHz SWT:Auto Freq Level Limit Line Margin Read Level Ant Factor Cable Loss Preamp Factor Aux Factor APos TPos Remark MHz dBuV/m dBuV/m dB dBuV dB/m dB dB dB cm deg 1 7095.00 92.21 ------ ------ 77.71 36.42 15.01 36.93 0.00 117 16 Average

Mode	54	
	Band Edge	
	U-NII-8_6.875-7.125_802.11be EHT20_CH229_Full RU_7095MHz	
ANT	6G 1+2+3+4(SDM)	
Pol.	Vertical	Fundamental
Peak	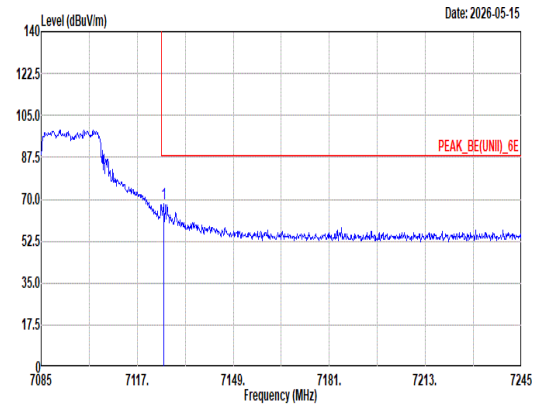 Site : 03CH15-HY Condition: PEAK_BE(UNII)_6E 3m 9120D-02294_250606 VERTICAL : RBW:1000.000kHz VBW:3000.000kHz SWT:Auto Freq Level Limit Line Margin Read Level Ant Factor Cable Loss Preamp Factor Aux Factor APos TPos Remark MHz dBuV/m dBuV/m dB dBuV dB/m dB dB dB cm deg 1 7125.80 68.38 88.20 -19.82 53.71 36.55 15.04 36.92 0.00 300 284 Peak	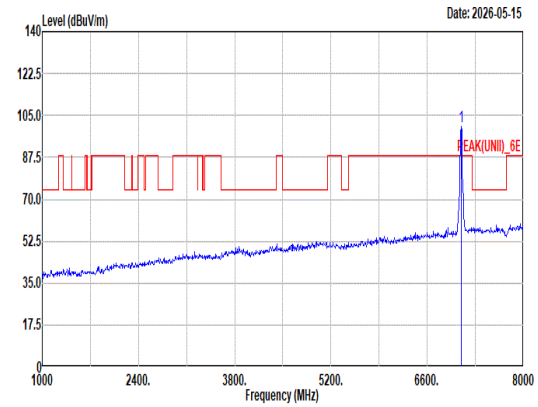 Site : 03CH15-HY Condition: PEAK(UNII)_6E 3m 9120D-02294_250606 VERTICAL : RBW:1000.000kHz VBW:3000.000kHz SWT:Auto Freq Level Limit Line Margin Read Level Ant Factor Cable Loss Preamp Factor Aux Factor APos TPos Remark MHz dBuV/m dBuV/m dB dBuV dB/m dB dB dB cm deg 1 7095.00 100.30 ------ ------ 85.84 36.38 15.01 36.93 0.00 300 284 Peak
Avg	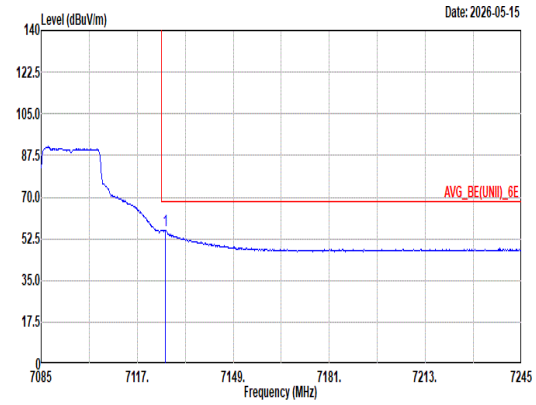 Site : 03CH15-HY Condition: AVG_BE(UNII)_6E 3m 9120D-02294_250606 VERTICAL : RBW:1000.000kHz VBW:2.400kHz SWT:Auto Freq Level Limit Line Margin Read Level Ant Factor Cable Loss Preamp Factor Aux Factor APos TPos Remark MHz dBuV/m dBuV/m dB dBuV dB/m dB dB dB cm deg 1 7126.28 56.11 68.20 -12.09 41.43 36.56 15.04 36.92 0.00 300 284 Average	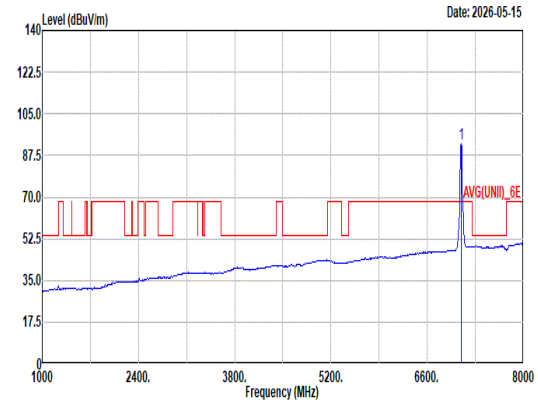 Site : 03CH15-HY Condition: AVG(UNII)_6E 3m 9120D-02294_250606 VERTICAL : RBW:1000.000kHz VBW:2.400kHz SWT:Auto Freq Level Limit Line Margin Read Level Ant Factor Cable Loss Preamp Factor Aux Factor APos TPos Remark MHz dBuV/m dBuV/m dB dBuV dB/m dB dB dB cm deg 1 7095.00 92.53 ------ ------ 78.14 36.32 15.00 36.93 0.00 300 284 Average

Mode	55	
	Band Edge	
	U-NII-8_6.875-7.125_802.11be EHT40_CH227_Full RU_7085MHz	
ANT	6G 1+2+3+4(SDM)	
Pol.	Horizontal	Fundamental
Peak	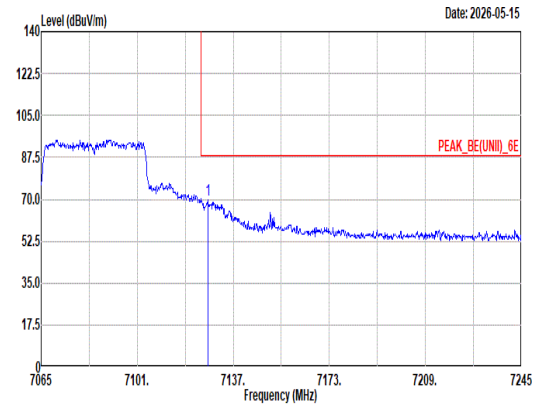 Site : 03CH15-HY Condition: PEAK_BE(UNII)_6E 3m 9120D-02294_250606 HORIZONTAL : RBW:1000.000kHz VBW:3000.000kHz SWT:Auto Freq Level Limit Line Margin Read Level Ant Factor Cable Loss Preamp Factor Aux Factor APos TPos Remark MHz dBuV/m dBuV/m dB dBuV dB/m dB dB dB cm deg 1 7127.46 69.84 88.20 -18.36 55.16 36.56 15.04 36.92 0.00 140 10 Peak	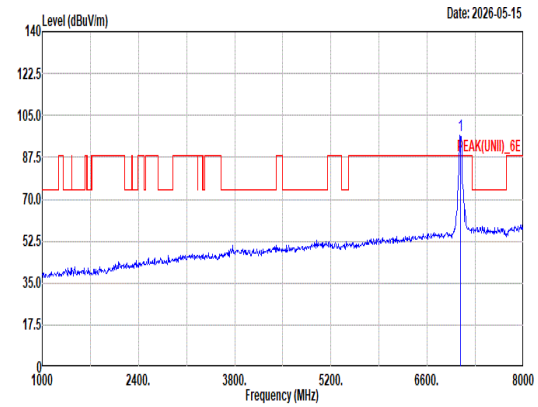 Site : 03CH15-HY Condition: PEAK(UNII)_6E 3m 9120D-02294_250606 HORIZONTAL : RBW:1000.000kHz VBW:3000.000kHz SWT:Auto Freq Level Limit Line Margin Read Level Ant Factor Cable Loss Preamp Factor Aux Factor APos TPos Remark MHz dBuV/m dBuV/m dB dBuV dB/m dB dB dB cm deg 1 7085.00 96.71 ------ ------ 82.51 36.15 14.98 36.93 0.00 140 10 Peak
Avg	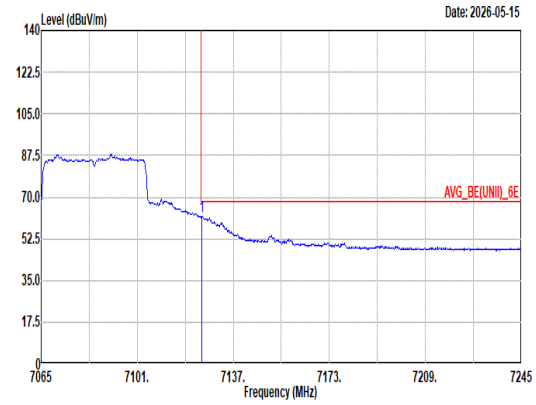 Site : 03CH15-HY Condition: AVG_BE(UNII)_6E 3m 9120D-02294_250606 HORIZONTAL : RBW:1000.000kHz VBW:3.900kHz SWT:Auto Freq Level Limit Line Margin Read Level Ant Factor Cable Loss Preamp Factor Aux Factor APos TPos Remark MHz dBuV/m dBuV/m dB dBuV dB/m dB dB dB cm deg 1 7125.12 61.84 68.20 -6.36 47.17 36.55 15.04 36.92 0.00 140 10 Average	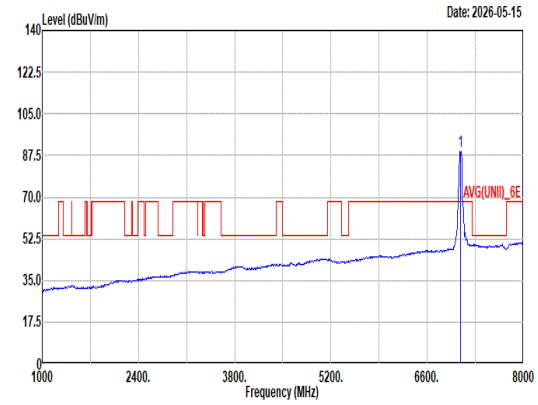 Site : 03CH15-HY Condition: AVG(UNII)_6E 3m 9120D-02294_250606 HORIZONTAL : RBW:1000.000kHz VBW:3.900kHz SWT:Auto Freq Level Limit Line Margin Read Level Ant Factor Cable Loss Preamp Factor Aux Factor APos TPos Remark MHz dBuV/m dBuV/m dB dBuV dB/m dB dB dB cm deg 1 7085.00 89.28 ------ ------ 74.89 36.32 15.00 36.93 0.00 140 10 Average

Mode	55	
	Band Edge	
	U-NII-8_6.875-7.125_802.11be EHT40_CH227_Full RU_7085MHz	
ANT	6G 1+2+3+4(SDM)	
Pol.	Vertical	Fundamental
Peak	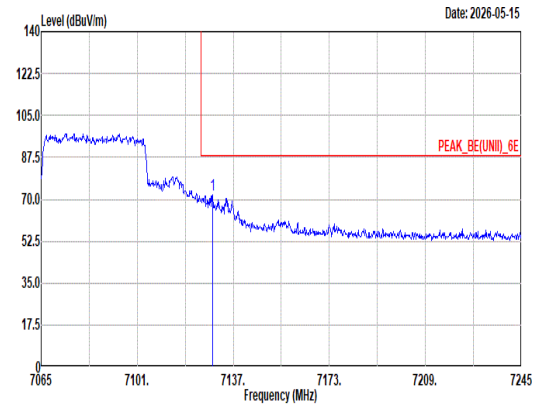 Site : 03CH15-HY Condition: PEAK_BE(UNII)_6E 3m 9120D-02294_250606 VERTICAL : RBW:1000.000kHz VBW:3000.000kHz SWT:Auto Freq Level Limit Line Margin Read Level Ant Factor Cable Loss Preamp Factor Aux Factor APos TPos Remark MHz dBuV/m dBuV/m dB dBuV dB/m dB dB dB cm deg 1 7129.26 71.71 88.20 -16.49 57.01 36.58 15.04 36.92 0.00 307 283 Peak	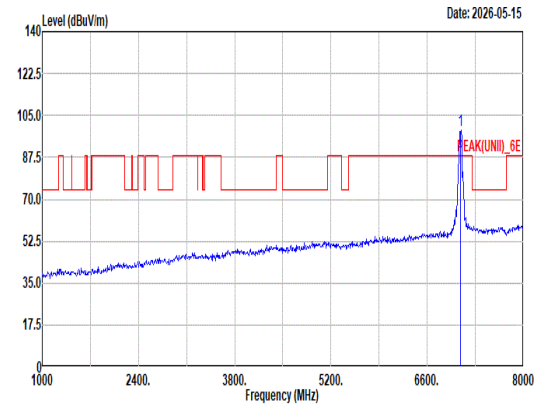 Site : 03CH15-HY Condition: PEAK(UNII)_6E 3m 9120D-02294_250606 VERTICAL : RBW:1000.000kHz VBW:3000.000kHz SWT:Auto Freq Level Limit Line Margin Read Level Ant Factor Cable Loss Preamp Factor Aux Factor APos TPos Remark MHz dBuV/m dBuV/m dB dBuV dB/m dB dB dB cm deg 1 7085.00 98.56 ------ ------ 84.17 36.32 15.00 36.93 0.00 307 283 Peak
Avg	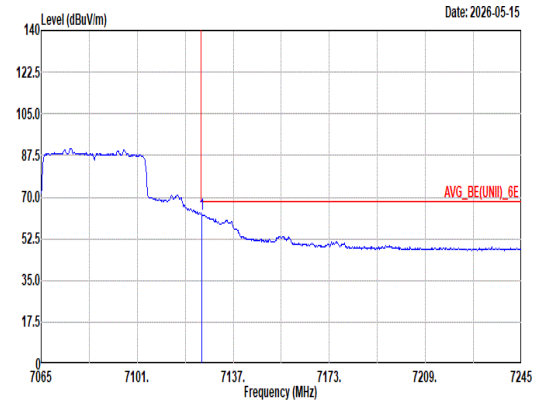 Site : 03CH15-HY Condition: AVG_BE(UNII)_6E 3m 9120D-02294_250606 VERTICAL : RBW:1000.000kHz VBW:3.900kHz SWT:Auto Freq Level Limit Line Margin Read Level Ant Factor Cable Loss Preamp Factor Aux Factor APos TPos Remark MHz dBuV/m dBuV/m dB dBuV dB/m dB dB dB cm deg 1 7125.12 62.78 68.20 -5.42 48.11 36.55 15.04 36.92 0.00 307 283 Average	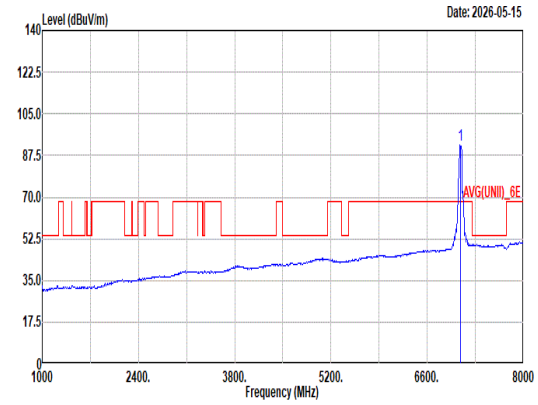 Site : 03CH15-HY Condition: AVG(UNII)_6E 3m 9120D-02294_250606 VERTICAL : RBW:1000.000kHz VBW:3.900kHz SWT:Auto Freq Level Limit Line Margin Read Level Ant Factor Cable Loss Preamp Factor Aux Factor APos TPos Remark MHz dBuV/m dBuV/m dB dBuV dB/m dB dB dB cm deg 1 7085.00 91.80 ------ ------ 77.54 36.21 14.98 36.93 0.00 307 283 Average

Mode	56	
	Band Edge	
	U-NII-8_6.875-7.125_802.11be EHT80_CH215_Full RU_7025MHz	
ANT	6G 1+2+3+4(SDM)	
Pol.	Horizontal	Fundamental
Peak	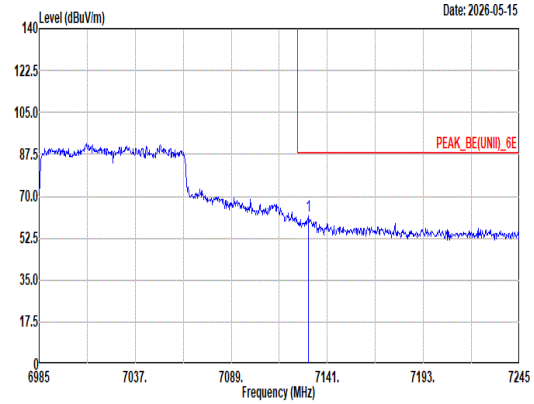 Site : 03CH15-HY Condition: PEAK_BE(UNII)_6E 3m 9120D-02294_250606 HORIZONTAL : RBW:1000.000kHz VBW:3000.000kHz SWT:Auto Freq Level Limit Line Margin Read Level Ant Factor Cable Loss Preamp Factor Aux Factor APos TPos Remark MHz dBuV/m dBuV/m dB dBuV dB/m dB dB dB cm deg 1 7130.60 61.84 88.20 -26.36 47.14 36.58 15.04 36.92 0.00 100 10 Peak	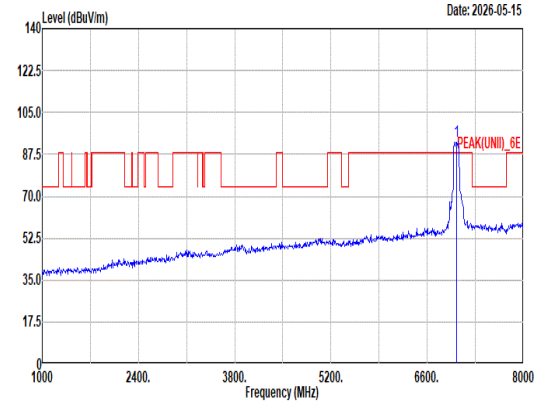 Site : 03CH15-HY Condition: PEAK(UNII)_6E 3m 9120D-02294_250606 HORIZONTAL : RBW:1000.000kHz VBW:3000.000kHz SWT:Auto Freq Level Limit Line Margin Read Level Ant Factor Cable Loss Preamp Factor Aux Factor APos TPos Remark MHz dBuV/m dBuV/m dB dBuV dB/m dB dB dB cm deg 1 7025.00 92.80 ------ ------ 78.79 35.99 14.95 36.93 0.00 100 10 Peak
Avg	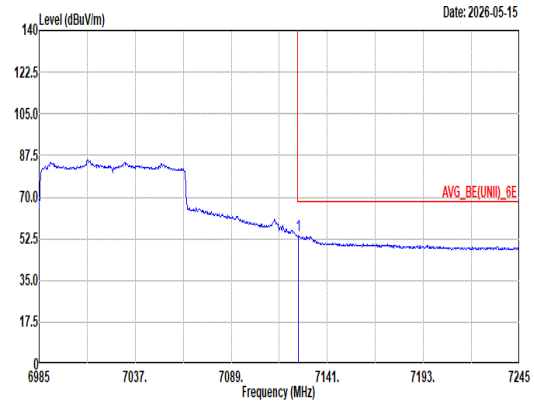 Site : 03CH15-HY Condition: AVG_BE(UNII)_6E 3m 9120D-02294_250606 HORIZONTAL : RBW:1000.000kHz VBW:4.300kHz SWT:Auto Freq Level Limit Line Margin Read Level Ant Factor Cable Loss Preamp Factor Aux Factor APos TPos Remark MHz dBuV/m dBuV/m dB dBuV dB/m dB dB dB cm deg 1 7125.40 53.90 68.20 -14.30 39.23 36.55 15.04 36.92 0.00 100 10 Average	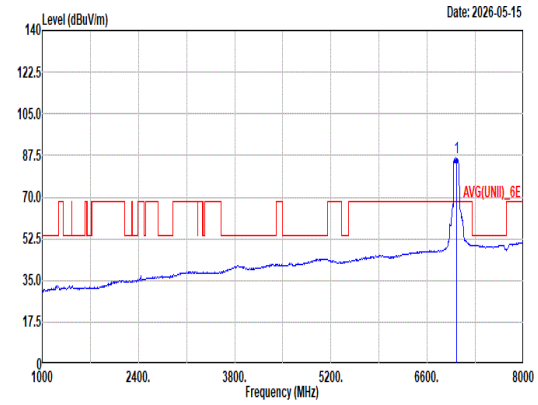 Site : 03CH15-HY Condition: AVG(UNII)_6E 3m 9120D-02294_250606 HORIZONTAL : RBW:1000.000kHz VBW:4.300kHz SWT:Auto Freq Level Limit Line Margin Read Level Ant Factor Cable Loss Preamp Factor Aux Factor APos TPos Remark MHz dBuV/m dBuV/m dB dBuV dB/m dB dB dB cm deg 1 7025.00 86.83 ------ ------ 73.00 35.85 14.91 36.93 0.00 100 10 Average

Mode	56	
	Band Edge	
	U-NII-8_6.875-7.125_802.11be EHT80_CH215_Full RU_7025MHz	
ANT	6G 1+2+3+4(SDM)	
Pol.	Vertical	Fundamental
Peak	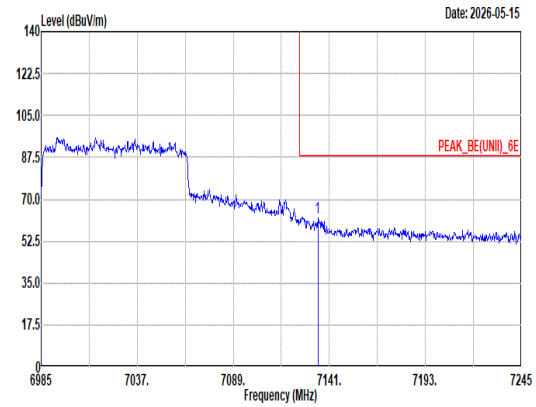 Site : 03CH15-HY Condition: PEAK_BE(UNII)_6E 3m 9120D-02294_250606 VERTICAL : RBW:1000.000kHz VBW:3000.000kHz SWT:Auto Freq Level Limit Line Margin Read Level Ant Factor Cable Loss Preamp Factor Aux Factor APos TPos Remark MHz dBuV/m dBuV/m dB dBuV dB/m dB dB dB cm deg 1 7134.76 62.56 88.20 -25.64 47.82 36.61 15.05 36.92 0.00 299 282 Peak	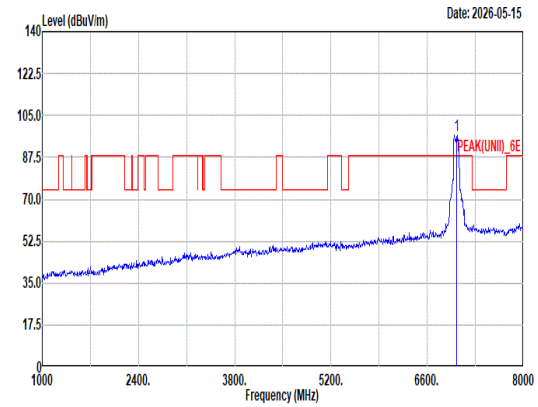 Site : 03CH15-HY Condition: PEAK(UNII)_6E 3m 9120D-02294_250606 VERTICAL : RBW:1000.000kHz VBW:3000.000kHz SWT:Auto Freq Level Limit Line Margin Read Level Ant Factor Cable Loss Preamp Factor Aux Factor APos TPos Remark MHz dBuV/m dBuV/m dB dBuV dB/m dB dB dB cm deg 1 7025.00 96.89 ------ ------ 82.94 35.94 14.94 36.93 0.00 299 282 Peak
Avg	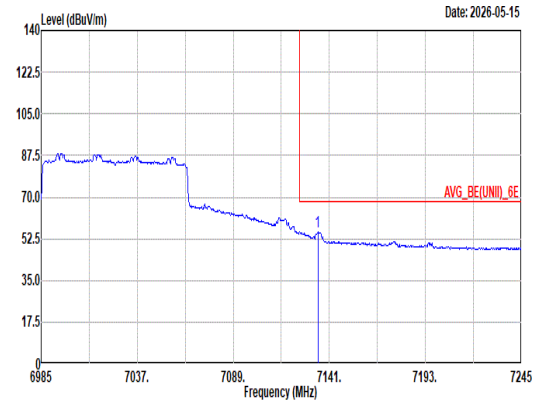 Site : 03CH15-HY Condition: AVG_BE(UNII)_6E 3m 9120D-02294_250606 VERTICAL : RBW:1000.000kHz VBW:4.300kHz SWT:Auto Freq Level Limit Line Margin Read Level Ant Factor Cable Loss Preamp Factor Aux Factor APos TPos Remark MHz dBuV/m dBuV/m dB dBuV dB/m dB dB dB cm deg 1 7134.76 55.34 68.20 -12.86 40.60 36.61 15.05 36.92 0.00 299 282 Average	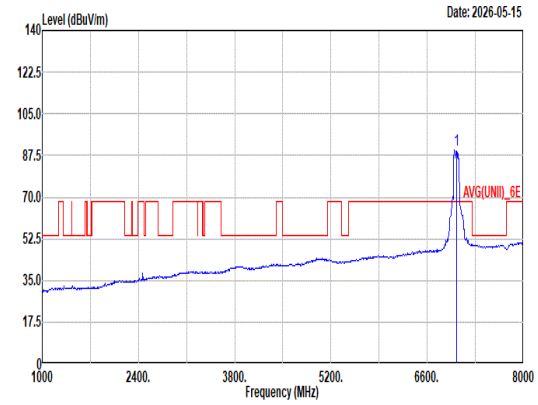 Site : 03CH15-HY Condition: AVG(UNII)_6E 3m 9120D-02294_250606 VERTICAL : RBW:1000.000kHz VBW:4.300kHz SWT:Auto Freq Level Limit Line Margin Read Level Ant Factor Cable Loss Preamp Factor Aux Factor APos TPos Remark MHz dBuV/m dBuV/m dB dBuV dB/m dB dB dB cm deg 1 7025.00 90.00 ------ ------ 76.23 35.80 14.90 36.93 0.00 299 282 Average

Mode	57	
	Band Edge	
	U-NII-8_6.875-7.125_802.11be EHT160_CH207_Full RU_6985MHz	
ANT	6G 1+2+3+4(SDM)	
Pol.	Horizontal	Fundamental
Peak	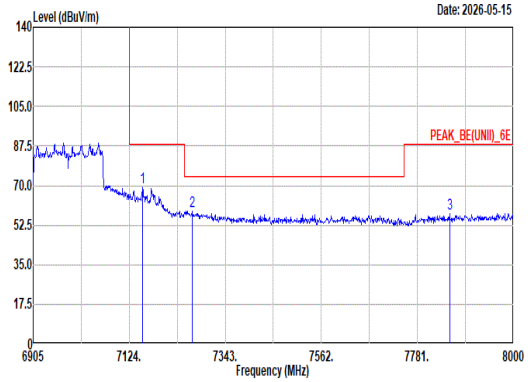 Site : 03CH15-HY Condition: PEAK_BE(UNII)_6E 3m 9120D-02294_250606 HORIZONTAL : RBW:1000.000kHz VBW:3000.000kHz SWT:Auto Freq Level Limit Line Margin Read Level Ant Factor Cable Loss Preamp Factor Aux Factor APos TPos Remark MHz dBuV/m dBuV/m dB dBuV dB/m dB dB dB cm deg 1 7154.66 69.44 88.20 -18.76 54.58 36.71 15.07 36.92 0.00 400 336 Peak 2 7267.45 58.76 74.00 -15.24 43.58 36.90 15.20 36.92 0.00 400 336 Peak 3 7854.37 57.67 88.20 -30.53 41.99 37.01 15.81 37.14 0.00 400 336 Peak	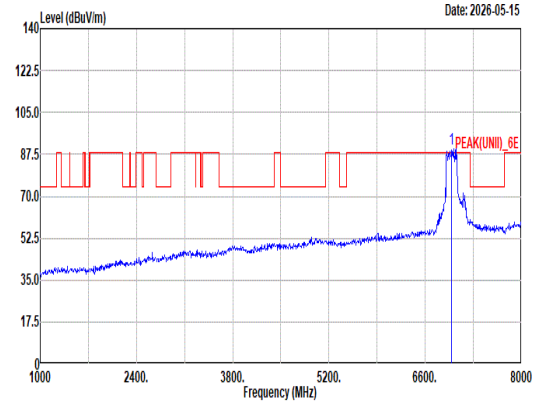 Site : 03CH15-HY Condition: PEAK(UNII)_6E 3m 9120D-02294_250606 HORIZONTAL : RBW:1000.000kHz VBW:3000.000kHz SWT:Auto Freq Level Limit Line Margin Read Level Ant Factor Cable Loss Preamp Factor Aux Factor APos TPos Remark MHz dBuV/m dBuV/m dB dBuV dB/m dB dB dB cm deg 1 6985.00 90.04 ------ ------ 76.21 35.85 14.91 36.93 0.00 400 336 Peak
Avg	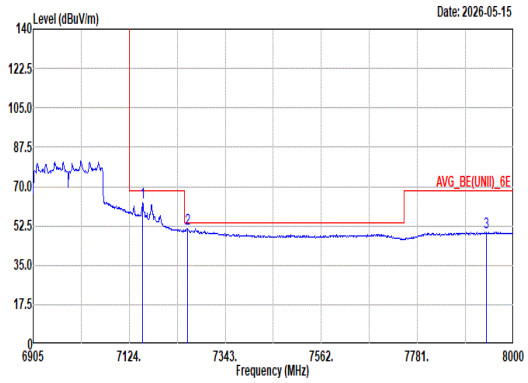 Site : 03CH15-HY Condition: AVG_BE(UNII)_6E 3m 9120D-02294_250606 HORIZONTAL : RBW:1000.000kHz VBW:4.700kHz SWT:Auto Freq Level Limit Line Margin Read Level Ant Factor Cable Loss Preamp Factor Aux Factor APos TPos Remark MHz dBuV/m dBuV/m dB dBuV dB/m dB dB dB cm deg 1 7154.66 62.89 68.20 -5.31 48.03 36.71 15.07 36.92 0.00 400 336 Average 2 7256.50 51.44 54.00 -2.56 36.27 36.90 15.19 36.92 0.00 400 336 Average 3 7938.68 49.61 68.20 -18.59 33.80 37.10 15.90 37.19 0.00 400 336 Average	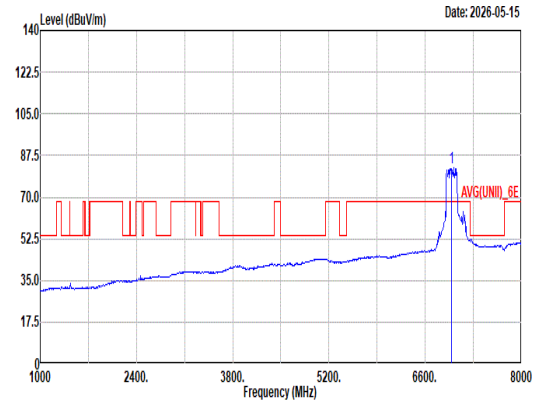 Site : 03CH15-HY Condition: AVG(UNII)_6E 3m 9120D-02294_250606 HORIZONTAL : RBW:1000.000kHz VBW:4.700kHz SWT:Auto Freq Level Limit Line Margin Read Level Ant Factor Cable Loss Preamp Factor Aux Factor APos TPos Remark MHz dBuV/m dBuV/m dB dBuV dB/m dB dB dB cm deg 1 6985.00 82.37 ------ ------ 68.54 35.85 14.91 36.93 0.00 400 336 Average

Mode	57	
	Band Edge	
	U-NII-8_6.875-7.125_802.11be EHT160_CH207_Full RU_6985MHz	
ANT	6G 1+2+3+4(SDM)	
Pol.	Vertical	Fundamental
Peak	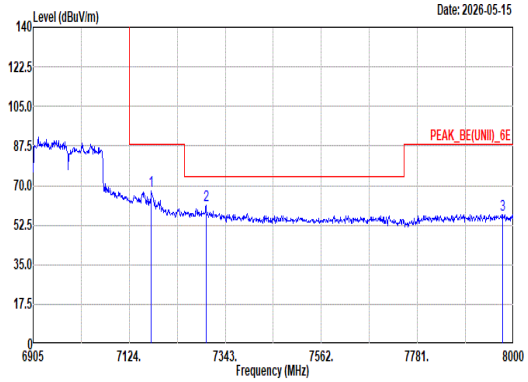 Site : 03CH15-HY Condition: PEAK_BE(UNII)_6E 3m 9120D-02294_250606 VERTICAL : RBW:1000.000kHz VBW:3000.000kHz SWT:Auto Freq Level Limit Line Margin Read Level Ant Factor Cable Loss Preamp Factor Aux Factor APos TPos Remark MHz dBuV/m dBuV/m dB dBuV dB/m dB dB dB cm deg 1 7174.37 67.77 88.20 -20.43 52.85 36.75 15.09 36.92 0.00 400 236 Peak 2 7299.20 61.53 74.00 -12.47 46.31 36.90 15.24 36.92 0.00 400 236 Peak 3 7974.82 57.15 88.20 -31.05 41.33 37.10 15.93 37.21 0.00 400 236 Peak	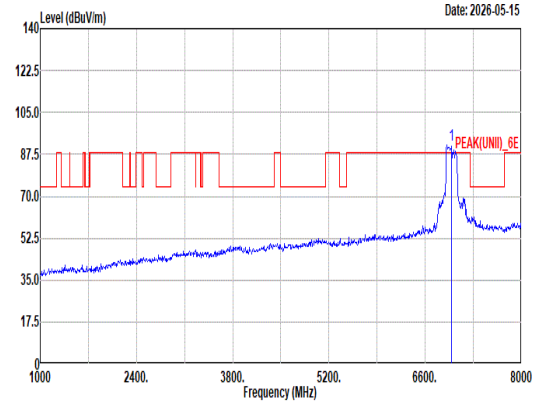 Site : 03CH15-HY Condition: PEAK(UNII)_6E 3m 9120D-02294_250606 VERTICAL : RBW:1000.000kHz VBW:3000.000kHz SWT:Auto Freq Level Limit Line Margin Read Level Ant Factor Cable Loss Preamp Factor Aux Factor APos TPos Remark MHz dBuV/m dBuV/m dB dBuV dB/m dB dB dB cm deg 1 6985.00 91.27 ------ ------ 77.43 35.90 14.81 36.87 0.00 400 236 Peak
Avg	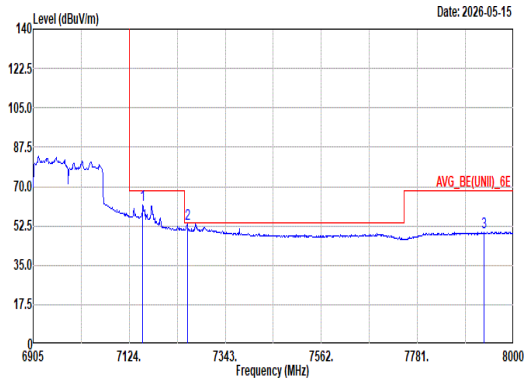 Site : 03CH15-HY Condition: AVG_BE(UNII)_6E 3m 9120D-02294_250606 VERTICAL : RBW:1000.000kHz VBW:4.700kHz SWT:Auto Freq Level Limit Line Margin Read Level Ant Factor Cable Loss Preamp Factor Aux Factor APos TPos Remark MHz dBuV/m dBuV/m dB dBuV dB/m dB dB dB cm deg 1 7154.66 61.58 68.20 -6.62 46.72 36.71 15.07 36.92 0.00 400 236 Average 2 7256.50 53.56 54.00 -0.44 38.39 36.90 15.19 36.92 0.00 400 236 Average 3 7932.11 49.71 68.20 -18.49 33.91 37.10 15.89 37.19 0.00 400 236 Average	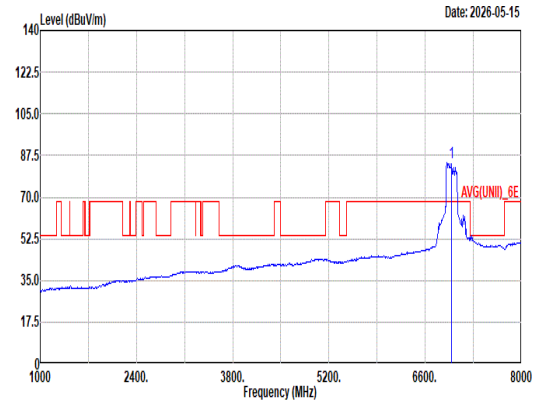 Site : 03CH15-HY Condition: AVG(UNII)_6E 3m 9120D-02294_250606 VERTICAL : RBW:1000.000kHz VBW:4.700kHz SWT:Auto Freq Level Limit Line Margin Read Level Ant Factor Cable Loss Preamp Factor Aux Factor APos TPos Remark MHz dBuV/m dBuV/m dB dBuV dB/m dB dB dB cm deg 1 6985.00 84.67 ------ ------ 70.83 35.90 14.81 36.87 0.00 400 236 Average

Mode	57	
	Harmonic	
	U-NII-8_6.875-7.125_802.11be EHT160_CH207_Full RU_6985MHz	
ANT	6G 1+2+3+4(SDM)	
Pol.	Horizontal	Vertical
Peak Avg	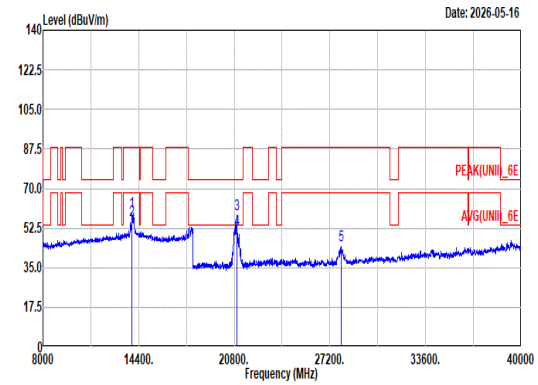 Site : 03CH15-HY Condition: PEAK(UNII)_6E 3m 9120D-02294_250606 HORIZONTAL Freq Level Limit Line Margin Read Level Ant Factor Cable Loss Preamp Factor Aux Factor APos TPos Remark MHz dBuV/m dBuV/m dB dBuV dB/m dB dB dB cm deg 1 13970.00 59.92 88.20 -28.28 55.66 40.20 21.39 57.70 0.37 177 40 Peak 2 13970.00 55.79 68.20 -12.41 51.53 40.20 21.39 57.70 0.37 177 40 Average 3 20955.00 58.56 74.00 -15.44 79.02 38.04 5.90 54.86 -9.54 150 33 Peak 4 20955.00 51.99 54.00 -2.01 72.26 38.09 5.93 54.75 -9.54 150 33 Average 5 27940.00 44.77 68.20 -23.43 61.52 39.51 6.81 53.53 -9.54 150 28 Peak	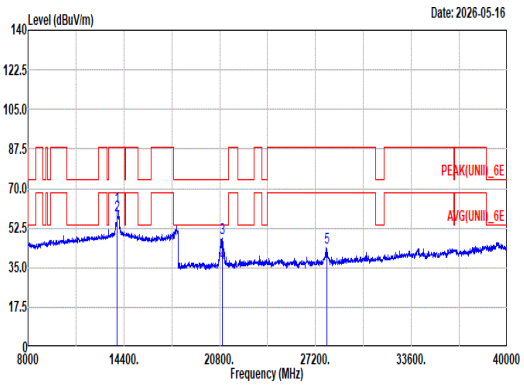 Site : 03CH15-HY Condition: PEAK(UNII)_6E 3m 9120D-02294_250606 VERTICAL Freq Level Limit Line Margin Read Level Ant Factor Cable Loss Preamp Factor Aux Factor APos TPos Remark MHz dBuV/m dBuV/m dB dBuV dB/m dB dB dB cm deg 1 13970.00 61.89 88.20 -26.31 57.63 40.20 21.39 57.70 0.37 304 122 Peak 2 13970.00 58.22 68.20 -9.98 53.96 40.20 21.39 57.70 0.37 304 122 Average 3 20955.00 47.93 74.00 -26.07 68.22 38.03 5.94 54.72 -9.54 150 0 Peak 4 20955.00 37.18 54.00 -16.82 57.45 38.09 5.93 54.75 -9.54 150 0 Average 5 27940.00 43.87 68.20 -24.33 60.60 39.54 6.81 53.54 -9.54 150 30 Peak

Mode	57	
	Harmonic	
	U-NII-8_6.875-7.125_802.11be EHT160_CH207_Full RU_6985MHz	
ANT	6G 1+2+3+4(SDM)	
Pol.	Horizontal	Vertical
14.47G ~14.5G Avg	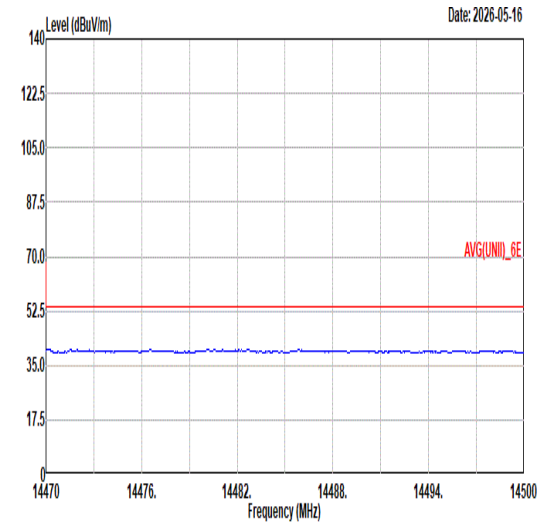 Site : 03CH15-HY Condition: AVG(UNII)_6E 3m 9120D-02294_250606 HORIZONTAL	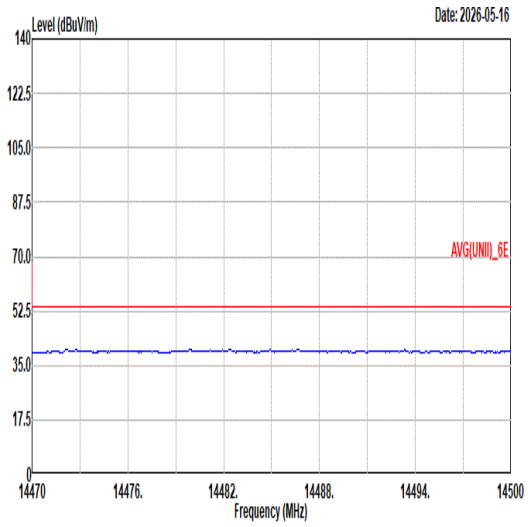 Site : 03CH15-HY Condition: AVG(UNII)_6E 3m 9120D-02294_250606 VERTICAL
17.7G ~18G Avg	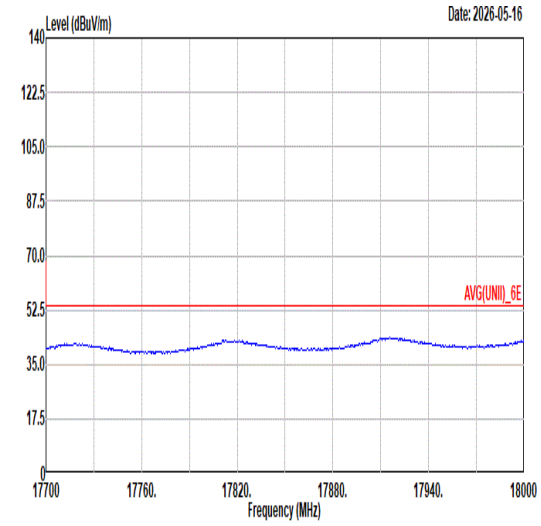 Site : 03CH15-HY Condition: AVG(UNII)_6E 3m 9120D-02294_250606 HORIZONTAL	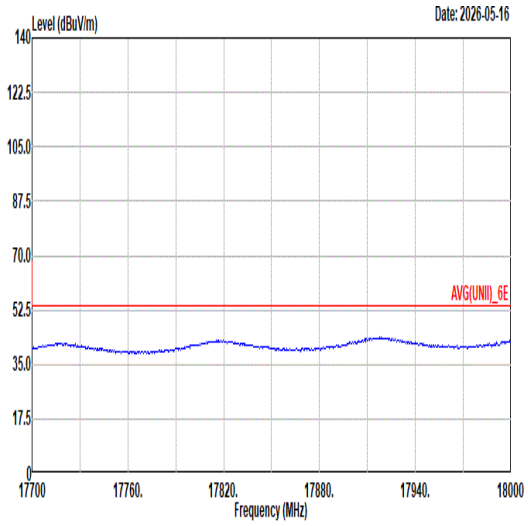 Site : 03CH15-HY Condition: AVG(UNII)_6E 3m 9120D-02294_250606 VERTICAL

Mode	58	
	Band Edge	
	U-NII-5_5.925-6.425_802.11be EHT320_CH31_Full RU_6105MHz	
ANT	6G 1+2+3+4(SDM)	
Pol.	Horizontal	Fundamental
Peak	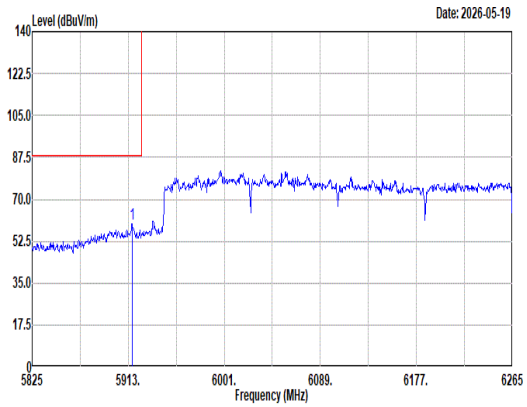 Site : 03CH15-HY Condition: PEAK_BE(UNII)_6E 3m 9120D-02294_250606 HORIZONTAL : RBW:1000.000kHz VBW:3000.000kHz SWT:Auto Freq Level Limit Line Margin Read Level Ant Factor Cable Loss Preamp Factor Aux Factor APos TPos Remark MHz dBuV/m dBuV/m dB dBuV dB/m dB dB dB cm deg 1 5916.52 59.85 88.20 -28.35 48.72 34.27 13.69 36.83 0.00 100 294 Peak	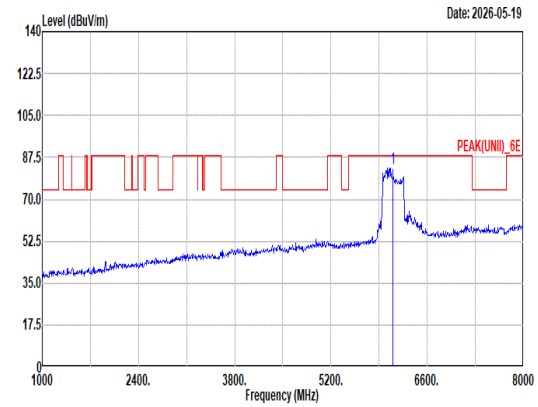 Site : 03CH15-HY Condition: PEAK(UNII)_6E 3m 9120D-02294_250606 HORIZONTAL : RBW:1000.000kHz VBW:3000.000kHz SWT:Auto Freq Level Limit Line Margin Read Level Ant Factor Cable Loss Preamp Factor Aux Factor APos TPos Remark MHz dBuV/m dBuV/m dB dBuV dB/m dB dB dB cm deg 1 6105.00 83.18 ------ ------ 71.99 34.08 13.89 36.78 0.00 100 294 Peak
Avg	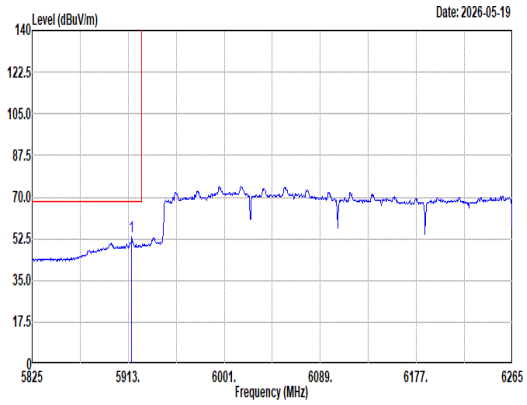 Site : 03CH15-HY Condition: AVG_BE(UNII)_6E 3m 9120D-02294_250606 HORIZONTAL : RBW:1000.000kHz VBW:4.700kHz SWT:Auto Freq Level Limit Line Margin Read Level Ant Factor Cable Loss Preamp Factor Aux Factor APos TPos Remark MHz dBuV/m dBuV/m dB dBuV dB/m dB dB dB cm deg 1 5916.08 53.35 68.20 -14.85 42.23 34.27 13.68 36.83 0.00 100 294 Average	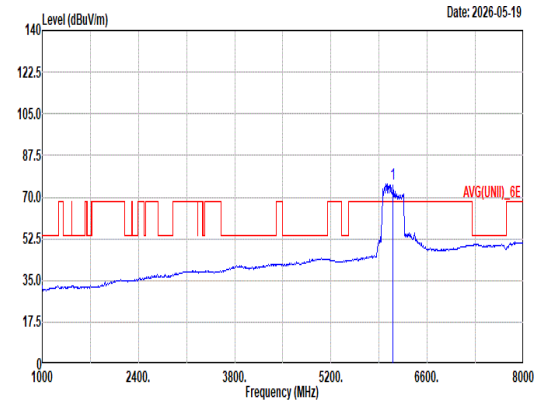 Site : 03CH15-HY Condition: AVG(UNII)_6E 3m 9120D-02294_250606 HORIZONTAL : RBW:1000.000kHz VBW:4.700kHz SWT:Auto Freq Level Limit Line Margin Read Level Ant Factor Cable Loss Preamp Factor Aux Factor APos TPos Remark MHz dBuV/m dBuV/m dB dBuV dB/m dB dB dB cm deg 1 6105.00 75.75 ------ ------ 64.53 34.16 13.86 36.80 0.00 100 294 Average

Mode	58	
	Band Edge	
	U-NII-5_5.925-6.425_802.11be EHT320_CH31_Full RU_6105MHz	
ANT	6G 1+2+3+4(SDM)	
Pol.	Vertical	Fundamental
Peak	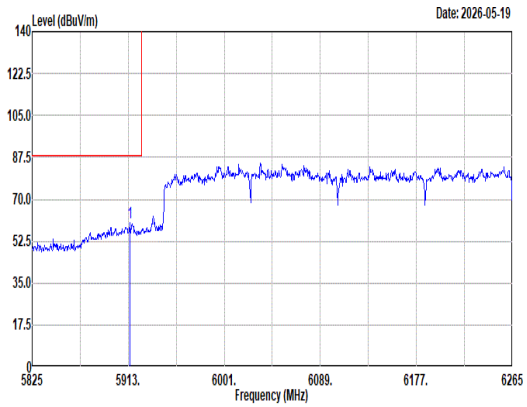 Site : 03CH15-HY Condition: PEAK_BE(UNII)_6E 3m 9120D-02294_250606 VERTICAL : RBW:1000.000kHz VBW:3000.000kHz SWT:Auto Freq Level Limit Line Margin Read Level Ant Factor Cable Loss Preamp Factor Aux Factor APos TPos Remark MHz dBuV/m dBuV/m dB dBuV dB/m dB dB dB cm deg 1 5914.32 60.31 88.20 -27.89 49.19 34.27 13.68 36.83 0.00 300 284 Peak	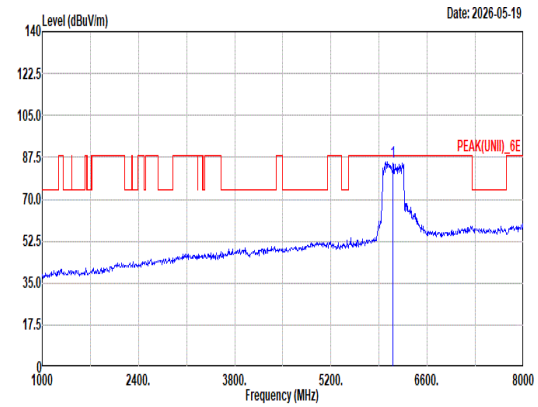 Site : 03CH15-HY Condition: PEAK(UNII)_6E 3m 9120D-02294_250606 VERTICAL : RBW:1000.000kHz VBW:3000.000kHz SWT:Auto Freq Level Limit Line Margin Read Level Ant Factor Cable Loss Preamp Factor Aux Factor APos TPos Remark MHz dBuV/m dBuV/m dB dBuV dB/m dB dB dB cm deg 1 6105.00 85.44 ------ ------ 74.22 34.16 13.86 36.80 0.00 300 284 Peak
Avg	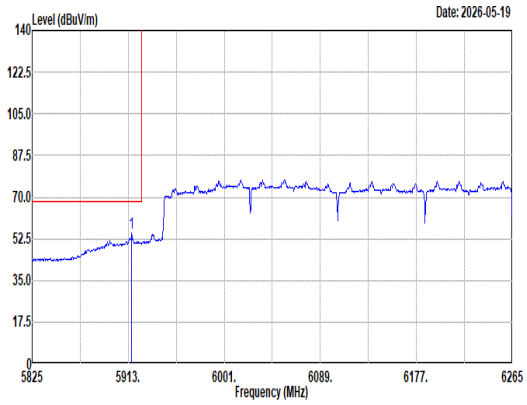 Site : 03CH15-HY Condition: AVG_BE(UNII)_6E 3m 9120D-02294_250606 VERTICAL : RBW:1000.000kHz VBW:4.700kHz SWT:Auto Freq Level Limit Line Margin Read Level Ant Factor Cable Loss Preamp Factor Aux Factor APos TPos Remark MHz dBuV/m dBuV/m dB dBuV dB/m dB dB dB cm deg 1 5916.08 54.73 68.20 -13.47 43.61 34.27 13.68 36.83 0.00 300 284 Average	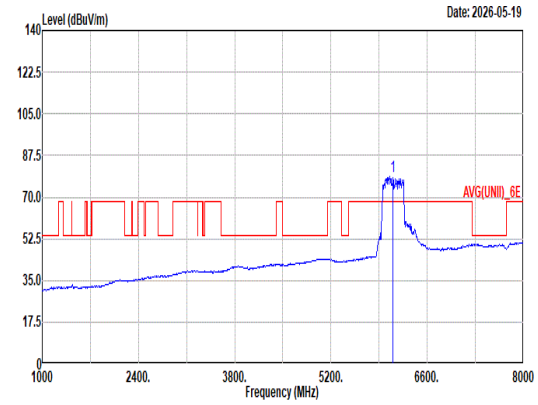 Site : 03CH15-HY Condition: AVG(UNII)_6E 3m 9120D-02294_250606 VERTICAL : RBW:1000.000kHz VBW:4.700kHz SWT:Auto Freq Level Limit Line Margin Read Level Ant Factor Cable Loss Preamp Factor Aux Factor APos TPos Remark MHz dBuV/m dBuV/m dB dBuV dB/m dB dB dB cm deg 1 6105.00 78.51 ------ ------ 67.32 34.09 13.88 36.78 0.00 300 284 Average

Mode	58	
	Harmonic	
	U-NII-5_5.925-6.425_802.11be EHT320_CH31_Full RU_6105MHz	
ANT	6G 1+2+3+4(SDM)	
Pol.	Horizontal	Vertical
Peak Avg	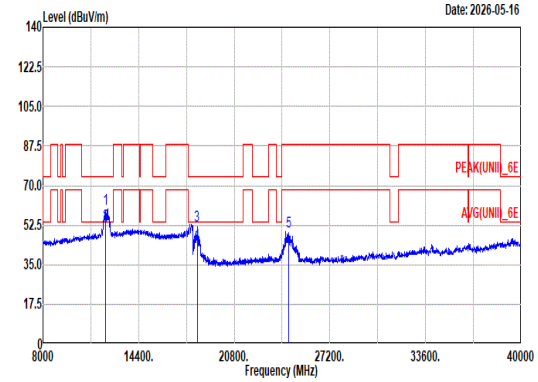 Site : 03CH15-HY Condition: PEAK(UNII)_6E 3m 9120D-02294_250606 HORIZONTAL Freq Level Limit Line Margin Read Level Ant Factor Cable Loss Preamp Factor Aux Factor APos TPos Remark MHz dBuV/m dBuV/m dB dBuV dB/m dB dB dB cm deg 1 12210.00 59.51 74.00 -14.49 57.23 39.48 19.97 57.65 0.48 202 13 Peak 2 12210.00 53.05 54.00 -0.95 50.77 39.48 19.97 57.65 0.48 202 13 Average 3 18315.00 52.39 74.00 -21.61 74.35 37.95 5.72 56.09 -9.54 150 328 Peak 4 18315.00 44.35 54.00 -9.65 66.33 37.93 5.72 56.09 -9.54 150 328 Average 5 24420.00 49.78 68.20 -18.42 67.32 39.19 6.41 53.60 -9.54 150 339 Peak	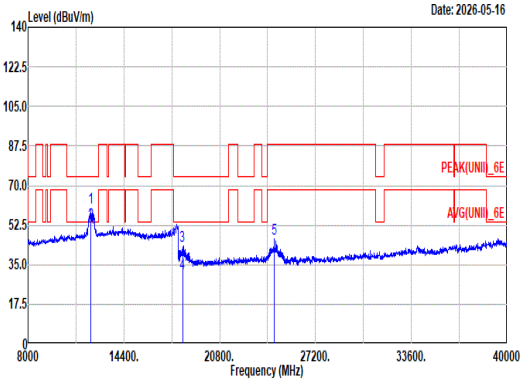 Site : 03CH15-HY Condition: PEAK(UNII)_6E 3m 9120D-02294_250606 VERTICAL Freq Level Limit Line Margin Read Level Ant Factor Cable Loss Preamp Factor Aux Factor APos TPos Remark MHz dBuV/m dBuV/m dB dBuV dB/m dB dB dB cm deg 1 12210.00 60.27 74.00 -13.73 57.99 39.48 19.97 57.65 0.48 352 108 Peak 2 12210.00 53.24 54.00 -0.76 50.96 39.48 19.97 57.65 0.48 352 108 Average 3 18315.00 43.28 74.00 -30.72 65.23 38.00 5.73 56.14 -9.54 150 90 Peak 4 18315.00 31.39 54.00 -22.61 53.37 37.93 5.72 56.09 -9.54 150 90 Average 5 24420.00 46.62 68.20 -21.58 63.80 39.35 6.40 53.39 -9.54 150 305 Peak

Mode	58	
	Harmonic	
	U-NII-5_5.925-6.425_802.11be EHT320_CH31_Full RU_6105MHz	
ANT	6G 1+2+3+4(SDM)	
Pol.	Horizontal	Vertical
14.47G ~14.5G Avg	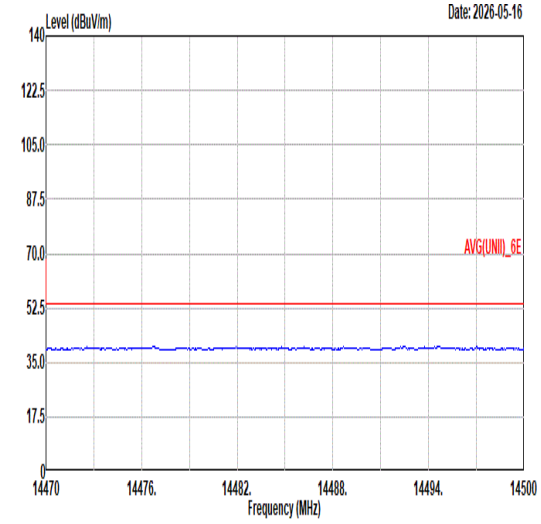 Site : 03CH15-HY Condition: AVG(UNII)_6E 3m 9120D-02294_250606 HORIZONTAL	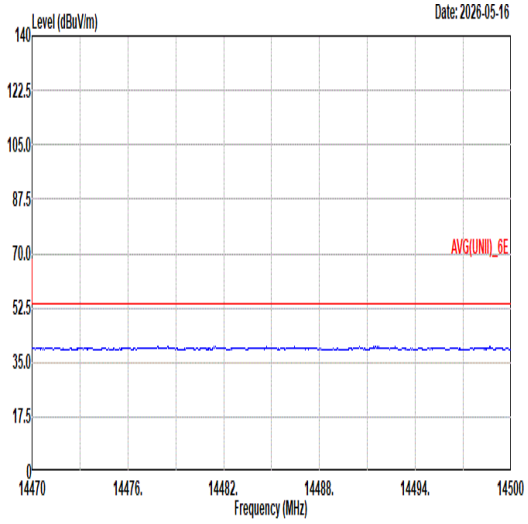 Site : 03CH15-HY Condition: AVG(UNII)_6E 3m 9120D-02294_250606 VERTICAL
17.7G ~18G Avg	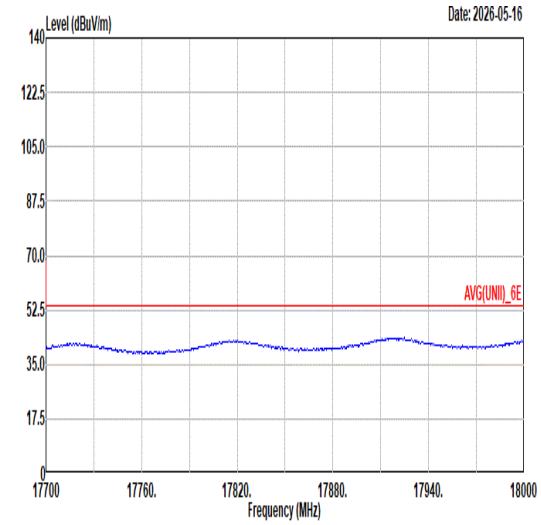 Site : 03CH15-HY Condition: AVG(UNII)_6E 3m 9120D-02294_250606 HORIZONTAL	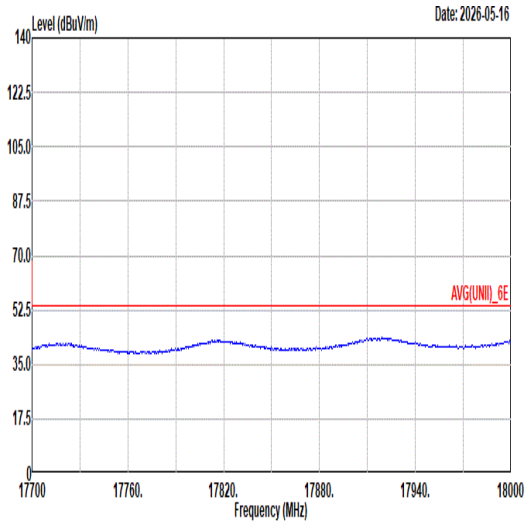 Site : 03CH15-HY Condition: AVG(UNII)_6E 3m 9120D-02294_250606 VERTICAL

Mode	59	
	Harmonic	
	U-NII-6_6.425-6.525_802.11be EHT320_CH95_Full RU_6425MHz	
ANT	6G 1+2+3+4(SDM)	
Pol.	Horizontal	Vertical
Peak Avg	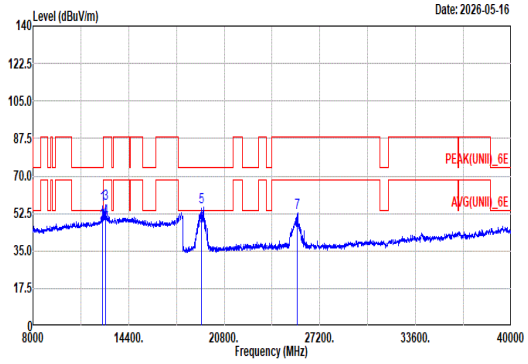 Site : 03CH15-HY Condition: PEAK(UNII)_6E 3m 9120D-02294_250606 HORIZONTAL Freq Level Limit Line Margin Read Level Ant Factor Cable Loss Preamp Factor Aux Factor APos TPos Remark MHz dBuV/m dBuV/m dB dBuV dB/m dB dB dB cm deg 1 12657.00 56.50 74.00 -17.50 53.77 39.51 20.33 57.56 0.45 309 15 Peak 2 12657.00 48.06 54.00 -5.94 45.33 39.51 20.33 57.56 0.45 309 15 Average 3 12850.00 57.32 88.20 -30.88 54.11 39.80 20.49 57.52 0.44 266 20 Peak 4 12850.00 50.01 68.20 -18.19 46.80 39.80 20.49 57.52 0.44 266 20 Average 5 19275.00 55.49 74.00 -18.51 76.59 38.00 5.82 55.38 -9.54 150 33 Peak 6 19275.00 46.36 54.00 -7.64 67.31 38.10 5.84 55.35 -9.54 150 33 Average 7 25700.00 53.04 68.20 -15.16 70.16 39.20 6.54 53.32 -9.54 150 360 Peak	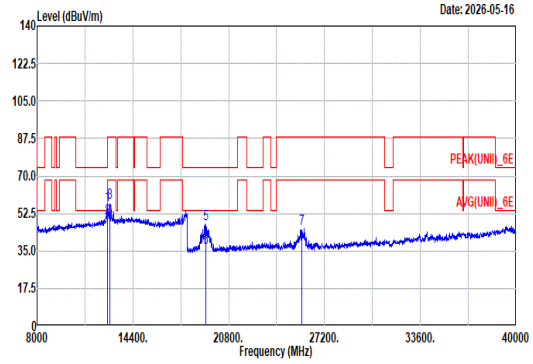 Site : 03CH15-HY Condition: PEAK(UNII)_6E 3m 9120D-02294_250606 VERTICAL Freq Level Limit Line Margin Read Level Ant Factor Cable Loss Preamp Factor Aux Factor APos TPos Remark MHz dBuV/m dBuV/m dB dBuV dB/m dB dB dB cm deg 1 12698.00 56.33 74.00 -17.67 53.46 39.60 20.37 57.55 0.45 400 107 Peak 2 12698.00 49.96 54.00 -4.04 47.09 39.60 20.37 57.55 0.45 400 107 Average 3 12850.00 57.45 88.20 -30.75 54.24 39.80 20.49 57.52 0.44 400 102 Peak 4 12850.00 49.95 68.20 -18.25 46.74 39.80 20.49 57.52 0.44 400 102 Average 5 19275.00 47.53 74.00 -26.47 68.46 38.10 5.85 55.34 -9.54 150 37 Peak 6 19275.00 36.50 54.00 -17.50 57.45 38.10 5.84 55.35 -9.54 150 37 Average 7 25700.00 45.58 68.20 -22.62 62.68 39.11 6.59 53.26 -9.54 150 42 Peak

Mode	59	
	Harmonic	
	U-NII-6_6.425-6.525_802.11be EHT320_CH95_Full RU_6425MHz	
ANT	6G 1+2+3+4(SDM)	
Pol.	Horizontal	Vertical
14.47G ~14.5G Avg	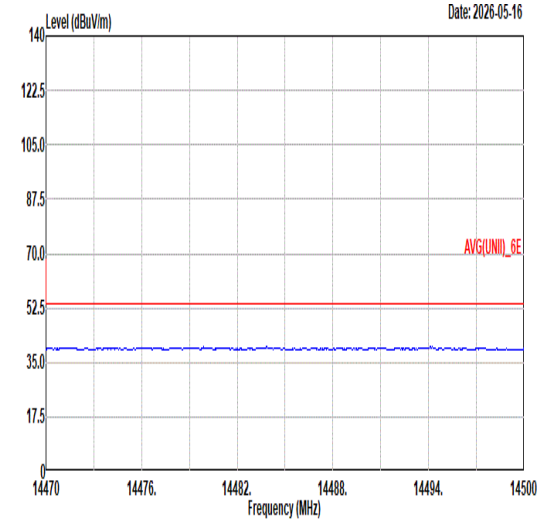 Site : 03CH15-HY Condition: AVG(UNII)_6E 3m 9120D-02294_250606 HORIZONTAL	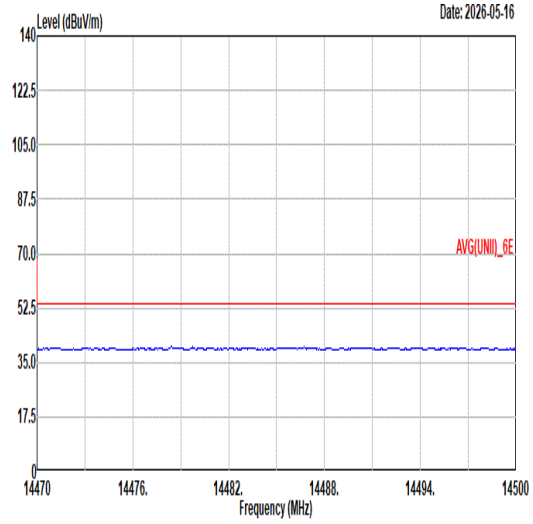 Site : 03CH15-HY Condition: AVG(UNII)_6E 3m 9120D-02294_250606 VERTICAL
17.7G ~18G Avg	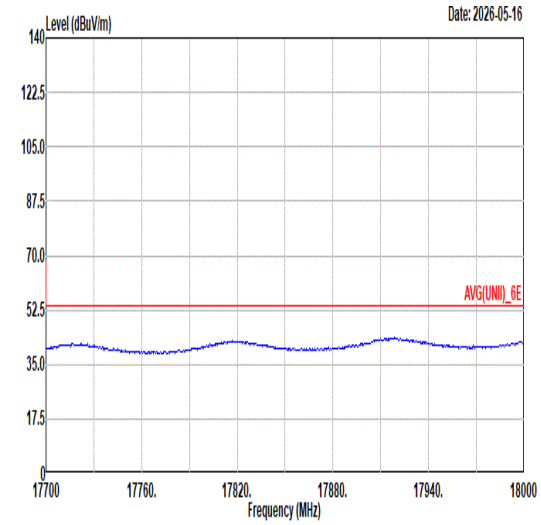 Site : 03CH15-HY Condition: AVG(UNII)_6E 3m 9120D-02294_250606 HORIZONTAL	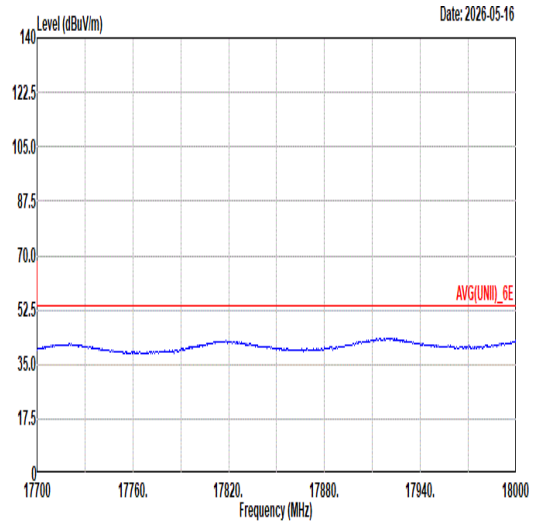 Site : 03CH15-HY Condition: AVG(UNII)_6E 3m 9120D-02294_250606 VERTICAL

Mode	60	
	Harmonic	
	U-NII-7_6.525-6.875_802.11be EHT320_CH159_Full RU_6745MHz	
ANT	6G 1+2+3+4(SDM)	
Pol.	Horizontal	Vertical
Peak Avg	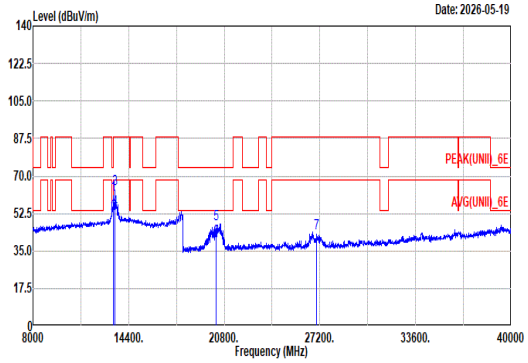 Site : 03CH15-HY Condition: PEAK(UNII)_6E 3m 9120D-02294_250606 HORIZONTAL Freq Level Limit Line Margin Read Level Ant Factor Cable Loss Preamp Factor Aux Factor APos TPos Remark MHz dBuV/m dBuV/m dB dBuV dB/m dB dB dB cm deg 1 13360.00 61.03 74.00 -12.97 57.24 40.06 20.90 57.58 0.41 257 34 Peak 2 13360.00 52.52 54.00 -1.48 48.73 40.06 20.90 57.58 0.41 257 34 Average 3 13490.00 63.77 88.20 -24.43 59.71 40.28 21.00 57.62 0.40 253 33 Peak 4 13490.00 54.27 68.20 -13.93 50.21 40.28 21.00 57.62 0.40 253 33 Average 5 20235.00 47.71 74.00 -26.29 68.67 38.00 5.80 55.22 -9.54 150 355 Peak 6 20235.00 40.81 54.00 -13.19 61.64 37.90 5.84 55.03 -9.54 150 355 Average 7 26980.00 43.42 68.20 -24.78 59.87 40.12 6.67 53.70 -9.54 150 17 Peak	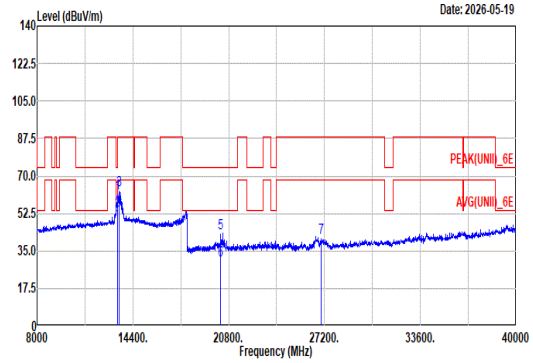 Site : 03CH15-HY Condition: PEAK(UNII)_6E 3m 9120D-02294_250606 VERTICAL Freq Level Limit Line Margin Read Level Ant Factor Cable Loss Preamp Factor Aux Factor APos TPos Remark MHz dBuV/m dBuV/m dB dBuV dB/m dB dB dB cm deg 1 13361.00 61.72 74.00 -12.28 57.93 40.06 20.90 57.58 0.41 242 110 Peak 2 13361.00 53.73 54.00 -0.27 49.94 40.06 20.90 57.58 0.41 242 110 Average 3 13490.00 63.20 88.20 -25.00 59.14 40.28 21.00 57.62 0.40 249 117 Peak 4 13490.00 55.76 68.20 -12.44 51.70 40.28 21.00 57.62 0.40 249 117 Average 5 20235.00 43.42 74.00 -30.58 64.47 37.90 5.80 55.21 -9.54 150 245 Peak 6 20235.00 30.77 54.00 -23.23 51.60 37.90 5.84 55.03 -9.54 150 245 Average 7 26980.00 41.37 68.20 -26.83 58.12 39.86 6.63 53.70 -9.54 150 20 Peak

Mode	60	
	Harmonic	
	U-NII-7_6.525-6.875_802.11be EHT320_CH159_Full RU_6745MHz	
ANT	6G 1+2+3+4(SDM)	
Pol.	Horizontal	Vertical
14.47G ~14.5G Avg	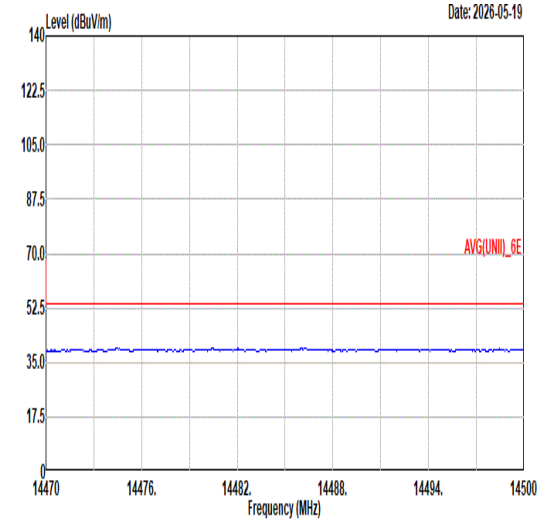 Site : 03CH15-HY Condition: AVG(UNII)_6E 3m 9120D-02294_250606 HORIZONTAL	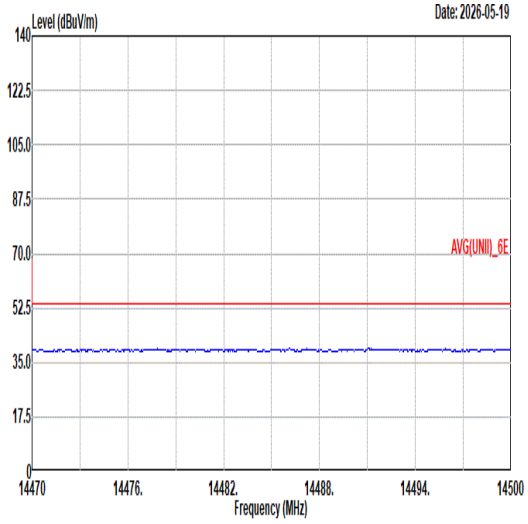 Site : 03CH15-HY Condition: AVG(UNII)_6E 3m 9120D-02294_250606 VERTICAL
17.7G ~18G Avg	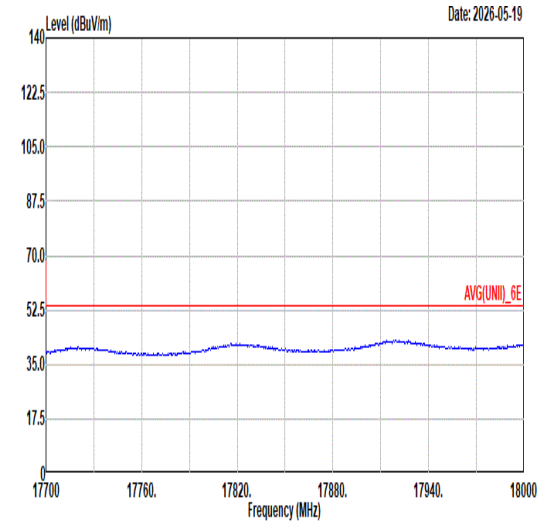 Site : 03CH15-HY Condition: AVG(UNII)_6E 3m 9120D-02294_250606 HORIZONTAL	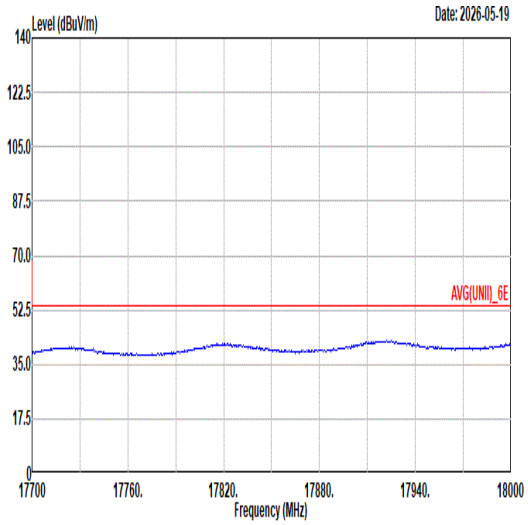 Site : 03CH15-HY Condition: AVG(UNII)_6E 3m 9120D-02294_250606 VERTICAL

Mode	61	
	Band Edge	
	U-NII-5_6.425-6.525_802.11be EHT320_CH63_Full RU_6265MHz	
ANT	6G 1+2+3+4(SDM)	
Pol.	Horizontal	Fundamental
Peak	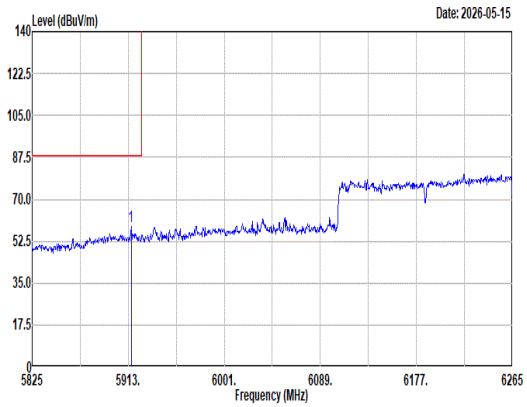 Site : 03CH15-HY Condition: PEAK_BE(UNII)_6E 3m 9120D-02294_250606 HORIZONTAL : RBW:1000.000kHz VBW:3000.000kHz SWT:Auto Freq Level Limit Line Margin Read Level Ant Factor Cable Loss Preamp Factor Aux Factor APos TPos Remark MHz dBuV/m dBuV/m dB dBuV dB/m dB dB dB cm deg 1 5915.64 58.39 88.20 -29.81 47.27 34.27 13.68 36.83 0.00 100 295 Peak	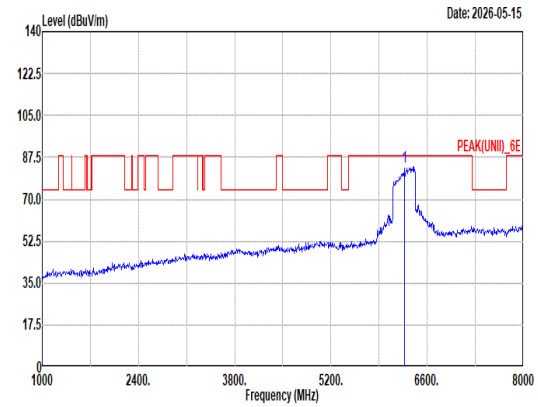 Site : 03CH15-HY Condition: PEAK(UNII)_6E 3m 9120D-02294_250606 HORIZONTAL : RBW:1000.000kHz VBW:3000.000kHz SWT:Auto Freq Level Limit Line Margin Read Level Ant Factor Cable Loss Preamp Factor Aux Factor APos TPos Remark MHz dBuV/m dBuV/m dB dBuV dB/m dB dB dB cm deg 1 6265.00 83.49 ------ ------ 71.28 34.62 14.20 36.61 0.00 100 295 Peak
Avg	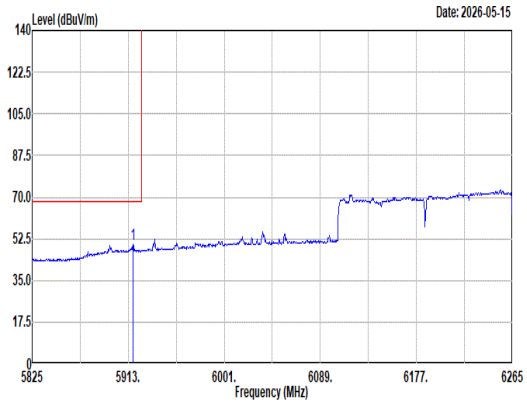 Site : 03CH15-HY Condition: AVG_BE(UNII)_6E 3m 9120D-02294_250606 HORIZONTAL : RBW:1000.000kHz VBW:4.700kHz SWT:Auto Freq Level Limit Line Margin Read Level Ant Factor Cable Loss Preamp Factor Aux Factor APos TPos Remark MHz dBuV/m dBuV/m dB dBuV dB/m dB dB dB cm deg 1 5917.40 50.41 68.20 -17.79 39.27 34.27 13.69 36.82 0.00 100 295 Average	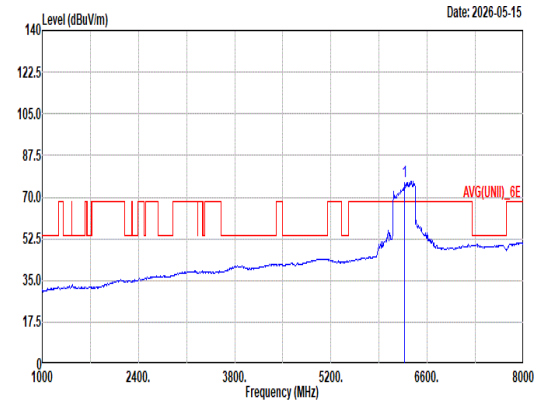 Site : 03CH15-HY Condition: AVG(UNII)_6E 3m 9120D-02294_250606 HORIZONTAL : RBW:1000.000kHz VBW:4.700kHz SWT:Auto Freq Level Limit Line Margin Read Level Ant Factor Cable Loss Preamp Factor Aux Factor APos TPos Remark MHz dBuV/m dBuV/m dB dBuV dB/m dB dB dB cm deg 1 6265.00 76.54 ------ ------ 64.51 34.51 14.15 36.63 0.00 100 295 Average

Mode	61	
	Band Edge	
	U-NII-5_6.425-6.525_802.11be EHT320_CH63_Full RU_6265MHz	
ANT	6G 1+2+3+4(SDM)	
Pol.	Vertical	Fundamental
Peak	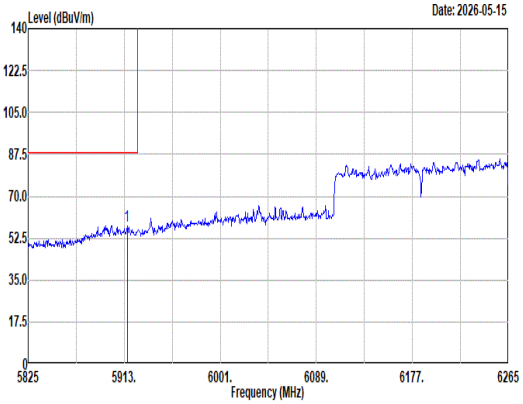 Site : 03CH15-HY Condition: PEAK_BE(UNII)_6E 3m 9120D-02294_250606 VERTICAL : RBW:1000.000kHz VBW:3000.000kHz SWT:Auto Freq Level Limit Line Margin Read Level Ant Factor Cable Loss Preamp Factor Aux Factor APos TPos Remark MHz dBuV/m dBuV/m dB dBuV dB/m dB dB dB cm deg 1 5915.64 57.58 88.20 -30.62 46.46 34.27 13.68 36.83 0.00 300 289 Peak	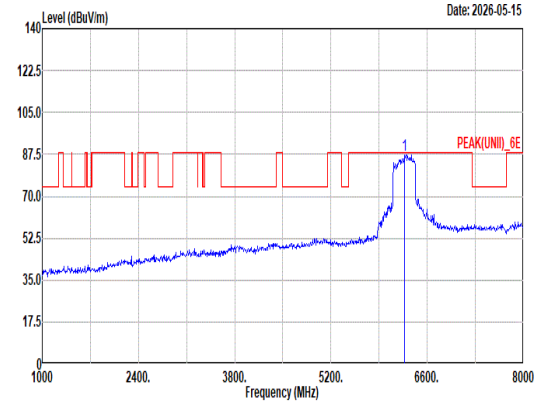 Site : 03CH15-HY Condition: PEAK(UNII)_6E 3m 9120D-02294_250606 VERTICAL : RBW:1000.000kHz VBW:3000.000kHz SWT:Auto Freq Level Limit Line Margin Read Level Ant Factor Cable Loss Preamp Factor Aux Factor APos TPos Remark MHz dBuV/m dBuV/m dB dBuV dB/m dB dB dB cm deg 1 6265.00 87.39 ------ ------ 75.66 34.30 14.09 36.66 0.00 300 289 Peak
Avg	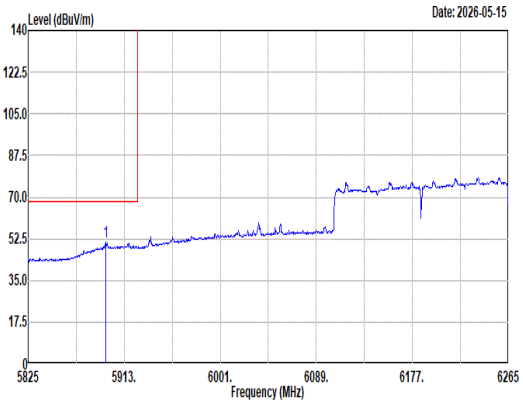 Site : 03CH15-HY Condition: AVG_BE(UNII)_6E 3m 9120D-02294_250606 VERTICAL : RBW:1000.000kHz VBW:4.700kHz SWT:Auto Freq Level Limit Line Margin Read Level Ant Factor Cable Loss Preamp Factor Aux Factor APos TPos Remark MHz dBuV/m dBuV/m dB dBuV dB/m dB dB dB cm deg 1 5895.84 51.21 68.20 -16.99 40.11 34.28 13.65 36.83 0.00 300 289 Average	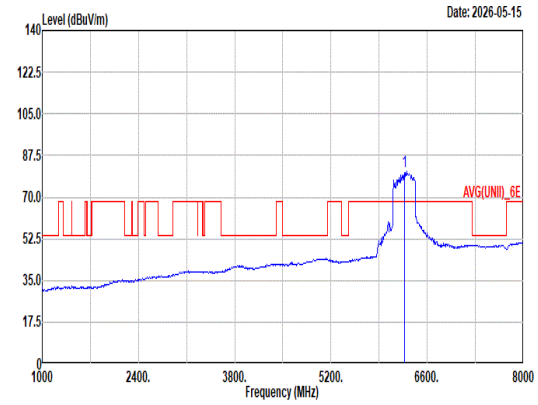 Site : 03CH15-HY Condition: AVG(UNII)_6E 3m 9120D-02294_250606 VERTICAL : RBW:1000.000kHz VBW:4.700kHz SWT:Auto Freq Level Limit Line Margin Read Level Ant Factor Cable Loss Preamp Factor Aux Factor APos TPos Remark MHz dBuV/m dBuV/m dB dBuV dB/m dB dB dB cm deg 1 6265.00 80.83 ------ ------ 69.10 34.30 14.09 36.66 0.00 300 289 Average

Mode	61	
	Harmonic	
	U-NII-5_6.425-6.525_802.11be EHT320_CH63_Full RU_6265MHz	
ANT	6G 1+2+3+4(SDM)	
Pol.	Horizontal	Vertical
Peak Avg	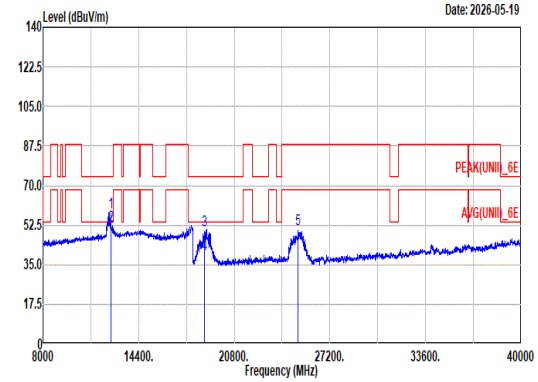 Site : 03CH15-HY Condition: PEAK(UNII)_6E 3m 9120D-02294_250606 HORIZONTAL Freq Level Limit Line Margin Read Level Ant Factor Cable Loss Preamp Factor Aux Factor APos TPos Remark MHz dBuV/m dBuV/m dB dBuV dB/m dB dB dB cm deg 1 12530.00 58.24 74.00 -15.76 55.80 39.33 20.23 57.58 0.46 200 13 Peak 2 12530.00 52.16 54.00 -1.84 49.72 39.33 20.23 57.58 0.46 200 13 Average 3 18795.00 50.20 74.00 -23.80 71.05 38.23 5.86 55.40 -9.54 150 79 Peak 4 18795.00 39.40 54.00 -14.60 60.25 38.23 5.86 55.40 -9.54 150 79 Average 5 25060.00 50.49 68.20 -17.71 67.54 39.40 6.45 53.36 -9.54 150 335 Peak	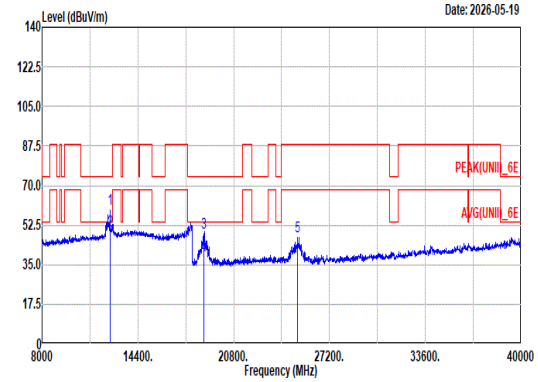 Site : 03CH15-HY Condition: PEAK(UNII)_6E 3m 9120D-02294_250606 VERTICAL Freq Level Limit Line Margin Read Level Ant Factor Cable Loss Preamp Factor Aux Factor APos TPos Remark MHz dBuV/m dBuV/m dB dBuV dB/m dB dB dB cm deg 1 12530.00 59.66 74.00 -14.34 57.22 39.33 20.23 57.58 0.46 346 113 Peak 2 12530.00 50.24 54.00 -3.76 47.80 39.33 20.23 57.58 0.46 346 113 Average 3 18795.00 49.28 74.00 -24.72 70.30 38.28 5.83 55.59 -9.54 150 100 Peak 4 18795.00 39.01 54.00 -14.99 60.18 38.22 5.82 55.67 -9.54 150 100 Average 5 25060.00 47.35 68.20 -20.85 64.28 39.50 6.44 53.33 -9.54 150 5 Peak

Mode	61	
	Harmonic	
	U-NII-5_6.425-6.525_802.11be EHT320_CH63_Full RU_6265MHz	
ANT	6G 1+2+3+4(SDM)	
Pol.	Horizontal	Vertical
14.47G ~14.5G Avg	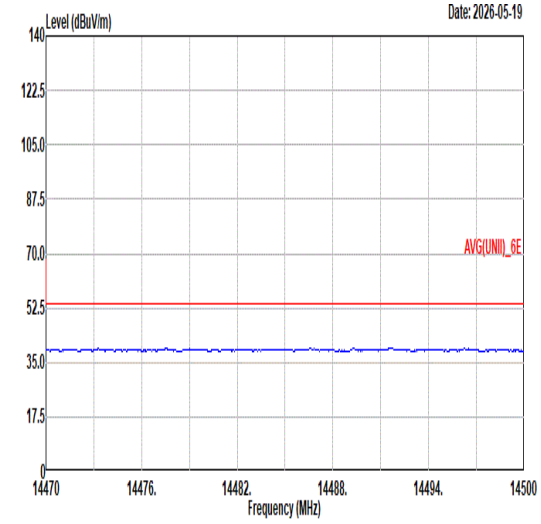 Site : 03CH15-HY Condition: AVG(UNII)_6E 3m 9120D-02294_250606 HORIZONTAL	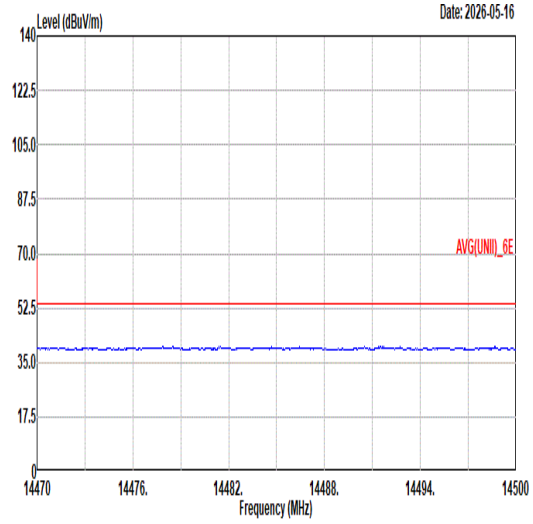 Site : 03CH15-HY Condition: AVG(UNII)_6E 3m 9120D-02294_250606 VERTICAL
17.7G ~18G Avg	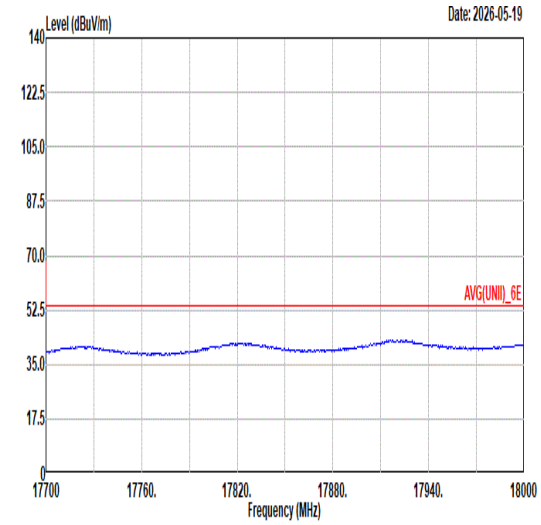 Site : 03CH15-HY Condition: AVG(UNII)_6E 3m 9120D-02294_250606 HORIZONTAL	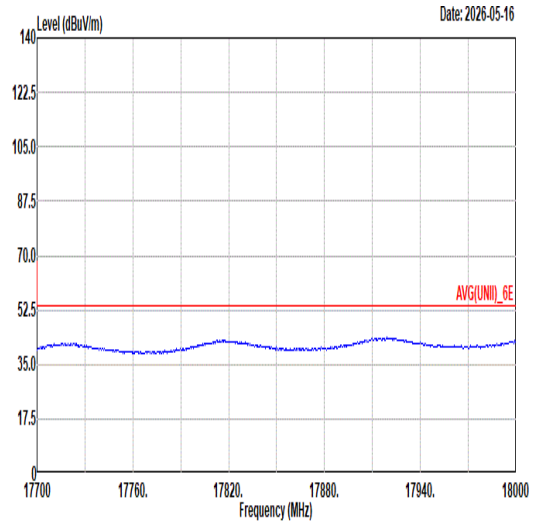 Site : 03CH15-HY Condition: AVG(UNII)_6E 3m 9120D-02294_250606 VERTICAL

Mode	62	
	Harmonic	
	U-NII-7_6.525-6.875_802.11be EHT320_CH127_Full RU_6585MHz	
ANT	6G 1+2+3+4(SDM)	
Pol.	Horizontal	Vertical
Peak Avg	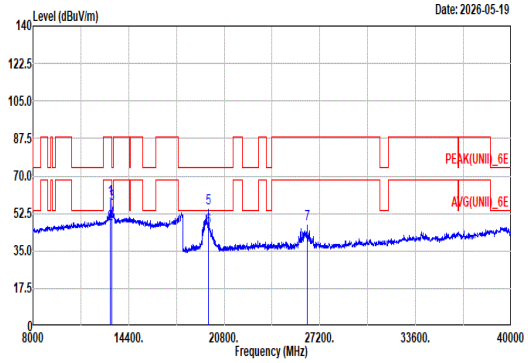 Site : 03CH15-HY Condition: PEAK(UNII)_6E 3m 9120D-02294_250606 HORIZONTAL Freq Level Limit Line Margin Read Level Ant Factor Cable Loss Preamp Factor Aux Factor APos TPos Remark MHz dBuV/m dBuV/m dB dBuV dB/m dB dB dB cm deg 1 13170.00 59.40 88.20 -28.80 55.96 39.80 20.75 57.53 0.42 251 34 Peak 2 13170.00 47.69 68.20 -20.51 44.25 39.80 20.75 57.53 0.42 251 34 Average 3 13276.00 56.88 74.00 -17.12 53.25 39.95 20.83 57.56 0.41 246 37 Peak 4 13276.00 49.17 54.00 -4.83 45.54 39.95 20.83 57.56 0.41 246 37 Average 5 19755.00 54.95 74.00 -19.05 76.03 37.90 5.83 55.27 -9.54 150 20 Peak 6 19755.00 45.95 54.00 -8.05 66.83 37.89 5.86 55.09 -9.54 150 20 Average 7 26340.00 47.65 68.20 -20.55 64.58 39.55 6.60 53.54 -9.54 150 359 Peak	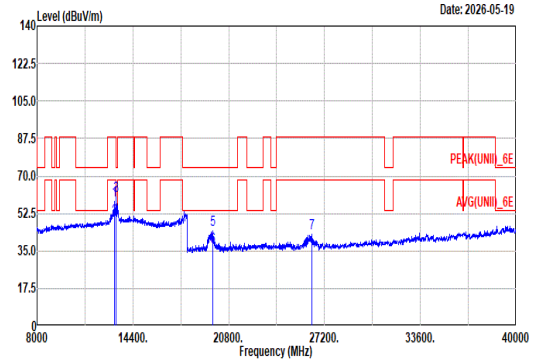 Site : 03CH15-HY Condition: PEAK(UNII)_6E 3m 9120D-02294_250606 VERTICAL Freq Level Limit Line Margin Read Level Ant Factor Cable Loss Preamp Factor Aux Factor APos TPos Remark MHz dBuV/m dBuV/m dB dBuV dB/m dB dB dB cm deg 1 13170.00 58.84 88.20 -29.36 55.40 39.80 20.75 57.53 0.42 254 14 Peak 2 13170.00 50.21 68.20 -17.99 46.77 39.80 20.75 57.53 0.42 254 14 Average 3 13267.00 60.69 74.00 -13.31 57.09 39.93 20.82 57.56 0.41 253 109 Peak 4 13267.00 50.68 54.00 -3.32 47.08 39.93 20.82 57.56 0.41 253 109 Average 5 19755.00 45.12 74.00 -28.88 66.14 37.90 5.84 55.22 -9.54 150 332 Peak 6 19755.00 36.79 54.00 -17.21 57.67 37.89 5.86 55.09 -9.54 150 332 Average 7 26340.00 43.29 68.20 -24.91 60.25 39.54 6.60 53.56 -9.54 150 33 Peak

Mode	62	
	Harmonic	
	U-NII-7_6.525-6.875_802.11be EHT320_CH127_Full RU_6585MHz	
ANT	6G 1+2+3+4(SDM)	
Pol.	Horizontal	Vertical
14.47G ~14.5G Avg	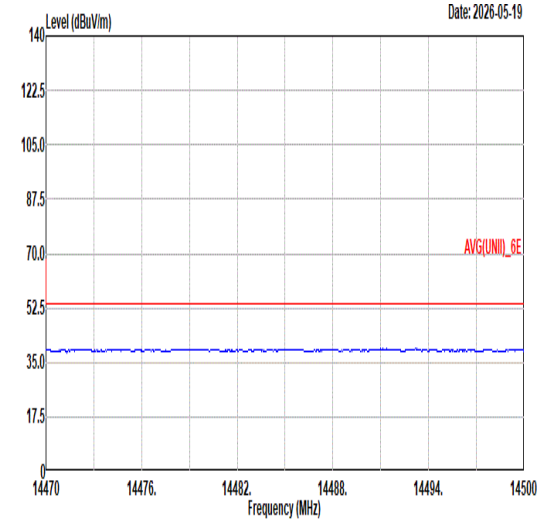 Site : 03CH15-HY Condition: AVG(UNII)_6E 3m 9120D-02294_250606 HORIZONTAL	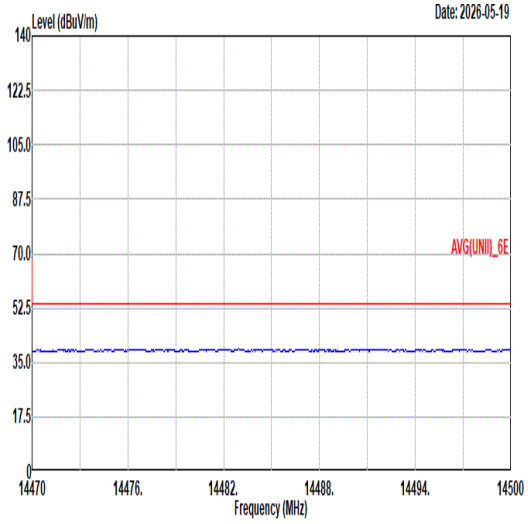 Site : 03CH15-HY Condition: AVG(UNII)_6E 3m 9120D-02294_250606 VERTICAL
17.7G ~18G Avg	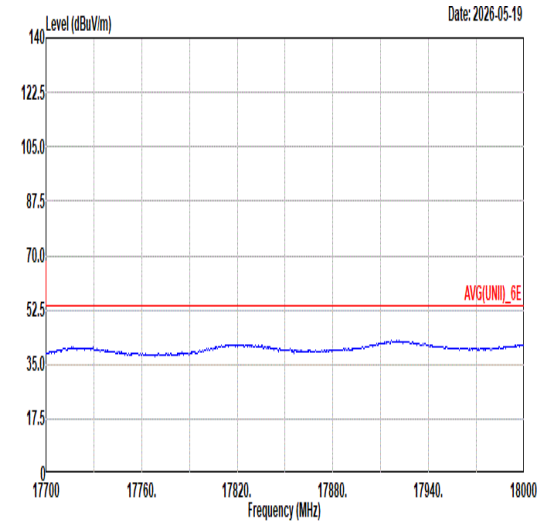 Site : 03CH15-HY Condition: AVG(UNII)_6E 3m 9120D-02294_250606 HORIZONTAL	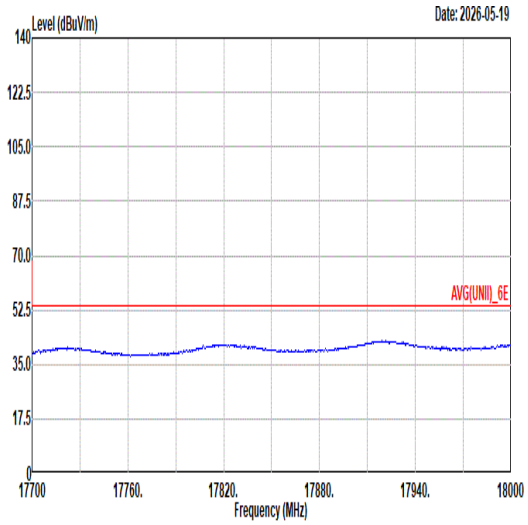 Site : 03CH15-HY Condition: AVG(UNII)_6E 3m 9120D-02294_250606 VERTICAL

Mode	63	
	Band Edge	
	U-NII-8_6.425-6.525_802.11be EHT320_CH191_Full RU_6905MHz	
ANT	6G 1+2+3+4(SDM)	
Pol.	Horizontal	Fundamental
Peak	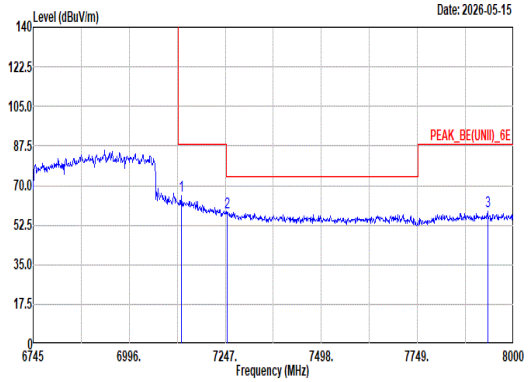 Site : 03CH15-HY Condition: PEAK_BE(UNII)_6E 3m 9120D-02294_250606 HORIZONTAL : RBW:1000.000kHz VBW:3000.000kHz SWT:Auto Freq Level Limit Line Margin Read Level Ant Factor Cable Loss Preamp Factor Aux Factor APos TPos Remark MHz dBuV/m dBuV/m dB dBuV dB/m dB dB dB cm deg 1 7131.54 65.46 88.20 -22.74 50.75 36.59 15.04 36.92 0.00 100 8 Peak 2 7252.02 57.97 74.00 -16.03 42.80 36.90 15.19 36.92 0.00 100 8 Peak 3 7932.23 58.72 88.20 -29.48 42.92 37.10 15.89 37.19 0.00 100 8 Peak	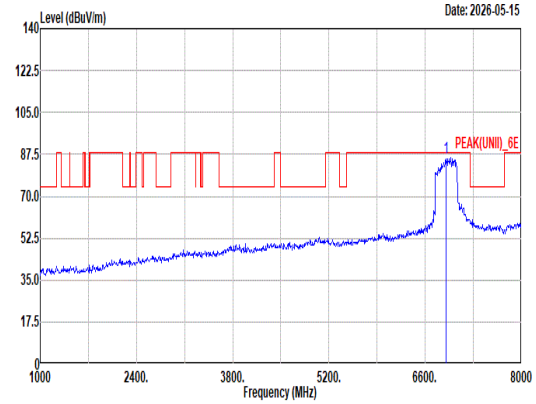 Site : 03CH15-HY Condition: PEAK(UNII)_6E 3m 9120D-02294_250606 HORIZONTAL : RBW:1000.000kHz VBW:3000.000kHz SWT:Auto Freq Level Limit Line Margin Read Level Ant Factor Cable Loss Preamp Factor Aux Factor APos TPos Remark MHz dBuV/m dBuV/m dB dBuV dB/m dB dB dB cm deg 1 6905.00 85.87 ------ ------ 72.05 35.86 14.87 36.91 0.00 100 8 Peak
Avg	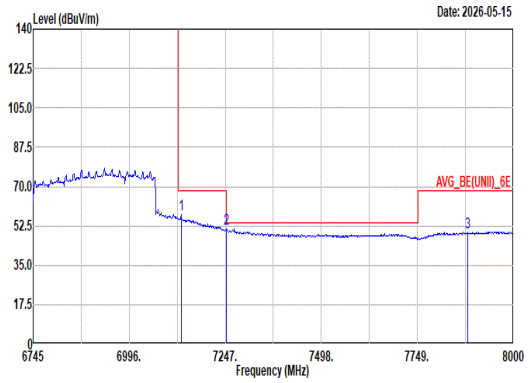 Site : 03CH15-HY Condition: AVG_BE(UNII)_6E 3m 9120D-02294_250606 HORIZONTAL : RBW:1000.000kHz VBW:4.700kHz SWT:Auto Freq Level Limit Line Margin Read Level Ant Factor Cable Loss Preamp Factor Aux Factor APos TPos Remark MHz dBuV/m dBuV/m dB dBuV dB/m dB dB dB cm deg 1 7131.54 57.70 68.20 -10.50 42.99 36.59 15.04 36.92 0.00 100 8 Average 2 7250.77 51.12 54.00 -2.88 35.96 36.90 15.18 36.92 0.00 100 8 Average 3 7880.78 49.89 68.20 -18.31 34.14 37.06 15.84 37.15 0.00 100 8 Average	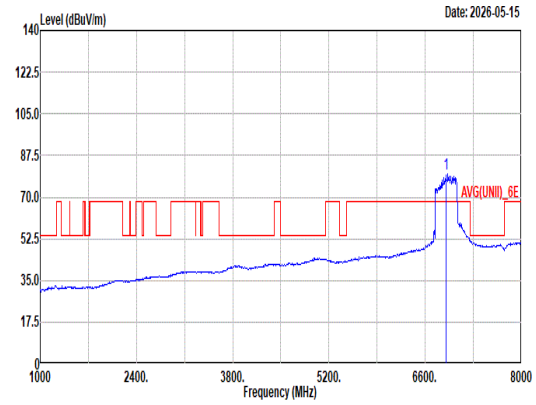 Site : 03CH15-HY Condition: AVG(UNII)_6E 3m 9120D-02294_250606 HORIZONTAL : RBW:1000.000kHz VBW:4.700kHz SWT:Auto Freq Level Limit Line Margin Read Level Ant Factor Cable Loss Preamp Factor Aux Factor APos TPos Remark MHz dBuV/m dBuV/m dB dBuV dB/m dB dB dB cm deg 1 6905.00 79.65 ------ ------ 65.80 35.90 14.83 36.88 0.00 100 8 Average

Mode	63
	Band Edge
	U-NII-8_6.425-6.525_802.11be EHT320_CH191_Full RU_6905MHz
ANT	6G 1+2+3+4(SDM)

Pol.	Vertical	Fundamental
Peak	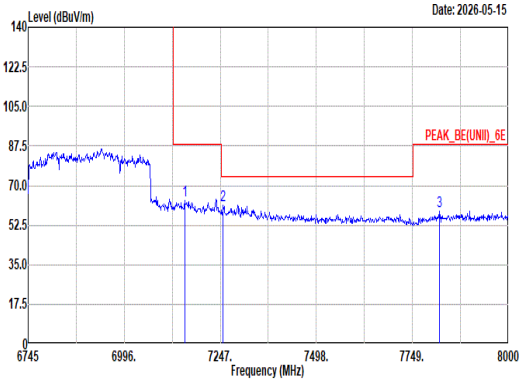 Site : 03CH15-HY Condition: PEAK_BE(UNII)_6E 3m 9120D-02294_250606 VERTICAL : RBW:1000.000kHz VBW:3000.000kHz SWT:Auto 1 7154.13 63.38 88.20 -24.82 48.52 36.71 15.07 36.92 0.00 400 233 Peak 2 7254.53 61.25 74.00 -12.75 46.08 36.90 15.19 36.92 0.00 400 233 Peak 3 7820.54 58.85 88.20 -29.35 43.25 36.94 15.78 37.12 0.00 400 233 Peak	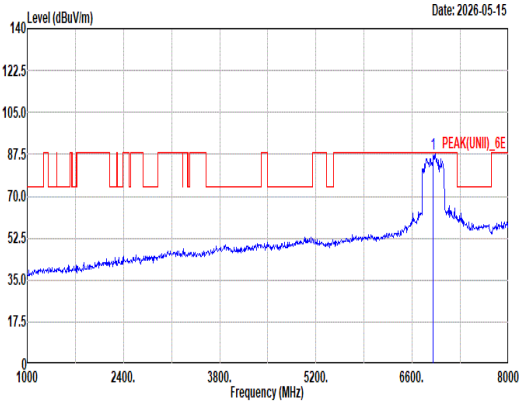 Site : 03CH15-HY Condition: PEAK(UNII)_6E 3m 9120D-02294_250606 VERTICAL : RBW:1000.000kHz VBW:3000.000kHz SWT:Auto 1 6905.00 87.65 ------ ------ 73.80 35.90 14.83 36.88 0.00 400 233 Peak
Avg	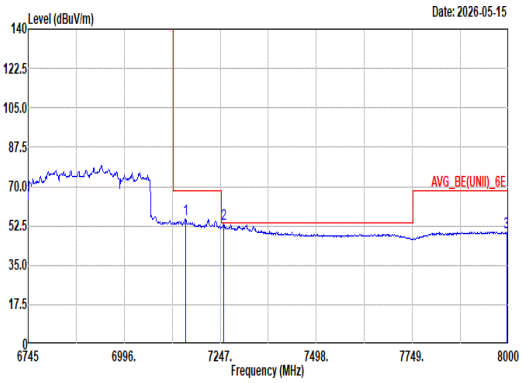 Site : 03CH15-HY Condition: AVG_BE(UNII)_6E 3m 9120D-02294_250606 VERTICAL : RBW:1000.000kHz VBW:4.700kHz SWT:Auto 1 7156.64 55.57 68.20 -12.63 40.71 36.71 15.07 36.92 0.00 400 233 Average 2 7255.79 53.36 54.00 -0.64 38.19 36.90 15.19 36.92 0.00 400 233 Average 3 7994.98 49.80 68.20 -18.40 33.98 37.10 15.95 37.23 0.00 400 233 Average	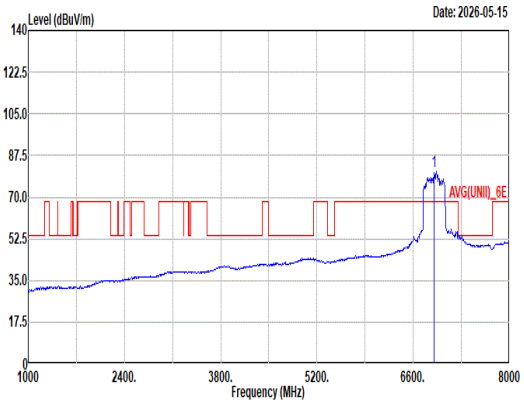 Site : 03CH15-HY Condition: AVG(UNII)_6E 3m 9120D-02294_250606 VERTICAL : RBW:1000.000kHz VBW:4.700kHz SWT:Auto 1 6905.00 80.94 ------ ------ 67.09 35.90 14.83 36.88 0.00 400 233 Average

Mode	63	
	Harmonic	
	U-NII-8_6.425-6.525_802.11be EHT320_CH191_Full RU_6905MHz	
ANT	6G 1+2+3+4(SDM)	
Pol.	Horizontal	Vertical
Peak Avg	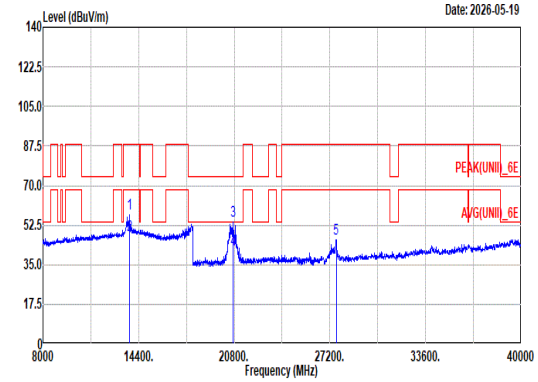 Site : 03CH15-HY Condition: PEAK(UNII)_6E 3m 9120D-02294_250606 HORIZONTAL Freq Level Limit Line Margin Read Level Ant Factor Cable Loss Preamp Factor Aux Factor APos TPos Remark MHz dBuV/m dBuV/m dB dBuV dB/m dB dB dB cm deg 1 13810.00 57.50 88.20 -30.70 53.60 39.93 21.26 57.67 0.38 293 151 Peak 2 13810.00 48.33 68.20 -19.87 44.43 39.93 21.26 57.67 0.38 293 151 Average 3 20715.00 54.42 74.00 -19.58 75.44 38.00 5.79 55.27 -9.54 150 38 Peak 4 20715.00 41.73 54.00 -12.27 62.42 38.04 5.85 55.04 -9.54 150 38 Average 5 27620.00 46.28 68.20 -21.92 63.23 39.50 6.83 53.74 -9.54 150 151 Peak	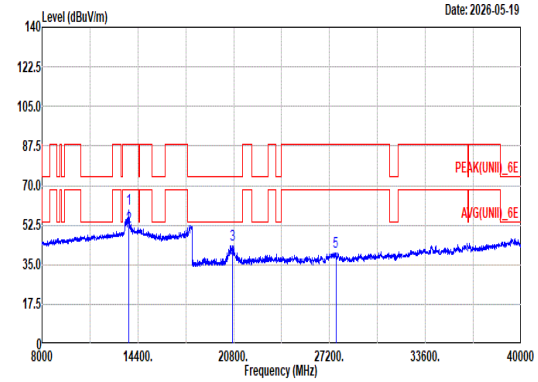 Site : 03CH15-HY Condition: PEAK(UNII)_6E 3m 9120D-02294_250606 VERTICAL Freq Level Limit Line Margin Read Level Ant Factor Cable Loss Preamp Factor Aux Factor APos TPos Remark MHz dBuV/m dBuV/m dB dBuV dB/m dB dB dB cm deg 1 13810.00 59.86 88.20 -28.34 55.96 39.93 21.26 57.67 0.38 307 122 Peak 2 13810.00 51.57 68.20 -16.63 47.67 39.93 21.26 57.67 0.38 307 122 Average 3 20715.00 43.82 74.00 -30.18 64.73 38.00 5.81 55.18 -9.54 150 90 Peak 4 20715.00 36.97 54.00 -17.03 57.66 38.04 5.85 55.04 -9.54 150 90 Average 5 27620.00 40.74 68.20 -27.46 57.58 39.52 6.82 53.64 -9.54 150 127 Peak

Mode	63	
	Harmonic	
	U-NII-8_6.425-6.525_802.11be EHT320_CH191_Full RU_6905MHz	
ANT	6G 1+2+3+4(SDM)	
Pol.	Horizontal	Vertical
14.47G ~14.5G Avg	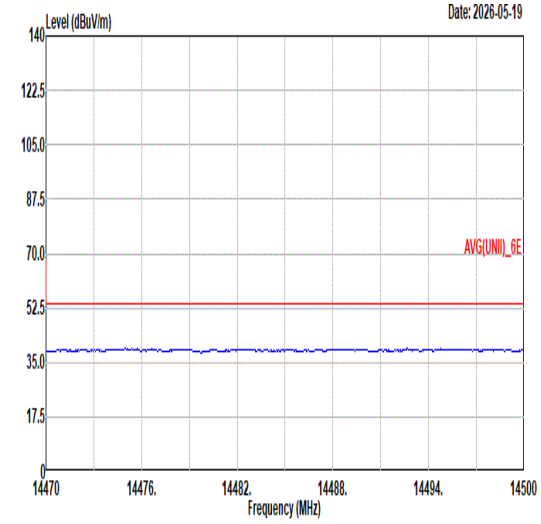 Site : 03CH15-HY Condition: AVG(UNII)_6E 3m 9120D-02294_250606 HORIZONTAL	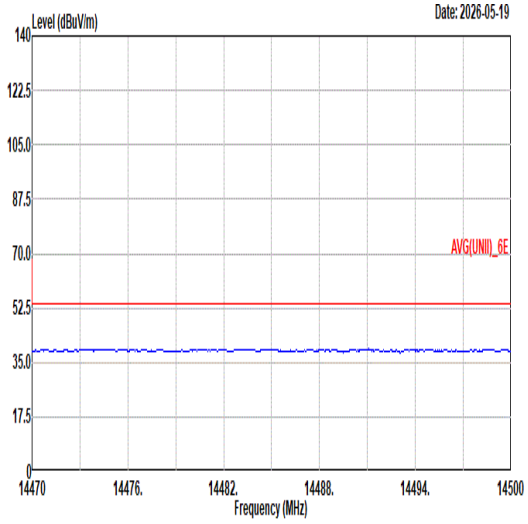 Site : 03CH15-HY Condition: AVG(UNII)_6E 3m 9120D-02294_250606 VERTICAL
17.7G ~18G Avg	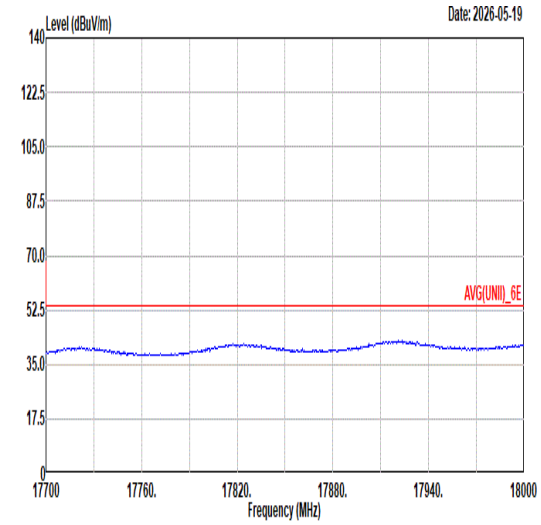 Site : 03CH15-HY Condition: AVG(UNII)_6E 3m 9120D-02294_250606 HORIZONTAL	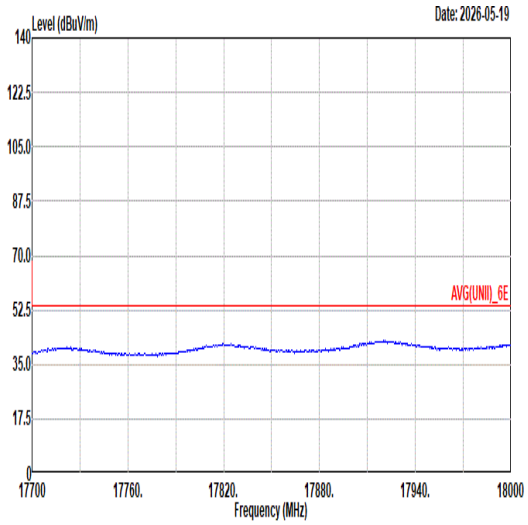 Site : 03CH15-HY Condition: AVG(UNII)_6E 3m 9120D-02294_250606 VERTICAL

<TXBF Mode>

C2.1. Radiated Spurious Emission Test Modes

Mode	Band	Band (GHz)	Antenna	Modulation	Channel	Frequency	Data Rate	RU	Remark
Mode 22	U-NII-5	5.925-6.425	6G 1+2+3+4(TXBF)	802.11be EHT20	1	5955	MCS0	-	-
Mode 23	U-NII-5	5.925-6.425	6G 1+2+3+4(TXBF)	802.11be EHT40	3	5965	MCS0	-	-
Mode 24	U-NII-5	5.925-6.425	6G 1+2+3+4(TXBF)	802.11be EHT80	7	5985	MCS0	Full RU	-
Mode 25	U-NII-5	5.925-6.425	6G 1+2+3+4(TXBF)	802.11be EHT160	15	6025	MCS0	Full RU	-
Mode 26	U-NII-5	5.925-6.425	6G 1+2+3+4(TXBF)	802.11be EHT160	47	6185	MCS0	Full RU	-
Mode 27	U-NII-5	5.925-6.425	6G 1+2+3+4(TXBF)	802.11be EHT160	79	6345	MCS0	Full RU	-
Mode 28	U-NII-6	5.925-6.425	6G 1+2+3+4(TXBF)	802.11be EHT160	111	6505	MCS0	Full RU	-
Mode 29	U-NII-7	6.525-6.875	6G 1+2+3+4(TXBF)	802.11be EHT160	143	6665	MCS0	Full RU	-
Mode 30	U-NII-7	6.525-6.875	6G 1+2+3+4(TXBF)	802.11be EHT160	175	6825	MCS0	Full RU	-
Mode 31	U-NII-8	6.875-7.125	6G 1+2+3+4(TXBF)	802.11be EHT20	229	7095	MCS0	Full RU	-
Mode 32	U-NII-8	6.875-7.125	6G 1+2+3+4(TXBF)	802.11be EHT40	227	7085	MCS0	Full RU	-

Mode	Band	Band (GHz)	Antenna	Modulation	Channel	Frequency	Data Rate	RU	Remark
Mode 33	U-NII-8	6.875-7.125	6G 1+2+3+4(TXBF)	802.11be EHT80	199	6945	MCS0	Full RU	-
Mode 34	U-NII-8	6.875-7.125	6G 1+2+3+4(TXBF)	802.11be EHT160	207	6985	MCS0	Full RU	-
Mode 35	U-NII-5	5.925-6.425	6G 1+2+3+4(TXBF)	802.11be EHT320	31	6105	MCS0	Full RU	-
Mode 36	U-NII-6	6.425-6.525	6G 1+2+3+4(TXBF)	802.11be EHT320	95	6425	MCS0	Full RU	-
Mode 37	U-NII-7	6.525-6.875	6G 1+2+3+4(TXBF)	802.11be EHT320	159	6745	MCS0	Full RU	-
Mode 38	U-NII-5	6.425-6.525	6G 1+2+3+4(TXBF)	802.11be EHT320	63	6265	MCS0	Full RU	-
Mode 39	U-NII-7	6.525-6.875	6G 1+2+3+4(TXBF)	802.11be EHT320	127	6585	MCS0	Full RU	-
Mode 40	U-NII-8	6.425-6.525	6G 1+2+3+4(TXBF)	802.11be EHT320	191	6905	MCS0	Full RU	-
Mode 41	U-NII-5	6.425-6.525	6G 1+2+3+4(TXBF)	802.11be EHT320	63	6265	MCS0	Full RU	LF

C2-2. Summary of each worse mode

Mode	Modulation	Ch.	Freq. (MHz)	Level (dBuV/m)	Limit (dBuV/m)	Margin (dB)	Pol.	Peak Avg.	Result	RU	Remark
22	802.11be EHT20	1	5924.82	67.43	68.20	-0.77	H	Avg.	Pass	-	Band Edge
	802.11be EHT20	1	-	-	-	-	-	-	-	-	Harmonic
23	802.11be EHT40	3	5925.00	60.13	68.20	-8.07	H	Avg.	Pass	-	Band Edge
	802.11be EHT40	3	-	-	-	-	-	-	-	-	Harmonic
24	802.11be EHT80	7	5925.00	65.61	68.20	-2.59	V	Avg.	Pass	Full RU	Band Edge
	802.11be EHT80	7	-	-	-	-	-	-	-	Full RU	Harmonic
25	802.11be EHT160	15	5924.60	66.32	68.20	-1.88	V	Avg.	Pass	Full RU	Band Edge
	802.11be EHT160	15	12050.00	44.43	54.00	-9.57	V	Avg.	Pass	Full RU	Harmonic
26	802.11be EHT160	47	-	-	-	-	-	-	-	Full RU	Band Edge
	802.11be EHT160	47	12370.00	48.93	54.00	-5.07	V	Avg.	Pass	Full RU	Harmonic
27	802.11be EHT160	79	-	-	-	-	-	-	-	Full RU	Band Edge

Mode	Modulation	Ch.	Freq. (MHz)	Level (dBuV/m)	Limit (dBuV/m)	Margin (dB)	Pol.	Peak Avg.	Result	RU	Remark
27	802.11be EHT160	79	12690.00	47.06	54.00	-6.94	V	Avg.	Pass	Full RU	Harmonic
28	802.11be EHT160	111	-	-	-	-	-	-	-	Full RU	Band Edge
	802.11be EHT160	111	19515.00	40.69	54.00	-13.31	H	Avg.	Pass	Full RU	Harmonic
29	802.11be EHT160	143	-	-	-	-	-	-	-	Full RU	Band Edge
	802.11be EHT160	143	19995.00	46.64	54.00	-7.36	H	Avg.	Pass	Full RU	Harmonic
30	802.11be EHT160	175	-	-	-	-	-	-	-	Full RU	Band Edge
	802.11be EHT160	175	20475.00	45.76	54.00	-8.24	H	Avg.	Pass	Full RU	Harmonic
31	802.11be EHT20	229	7126.12	63.90	68.20	-4.30	H	Avg.	Pass	Full RU	Band Edge
	802.11be EHT20	229	-	-	-	-	-	-	-	Full RU	Harmonic
32	802.11be EHT40	227	7126.02	66.98	68.20	-1.22	V	Avg.	Pass	Full RU	Band Edge
	802.11be EHT40	227	-	-	-	-	-	-	-	Full RU	Harmonic

Mode	Modulation	Ch.	Freq. (MHz)	Level (dBuV/m)	Limit (dBuV/m)	Margin (dB)	Pol.	Peak Avg.	Result	RU	Remark
33	802.11be EHT80	199	7125.66	65.47	68.20	-2.73	V	Avg.	Pass	Full RU	Band Edge
	802.11be EHT80	199	-	-	-	-	-	-	-	Full RU	Harmonic
34	802.11be EHT160	207	7251.02	52.01	54.00	-1.99	H	Avg.	Pass	Full RU	Band Edge
	802.11be EHT160	207	20955.00	49.05	54.00	-4.95	H	Avg.	Pass	Full RU	Harmonic
35	802.11be EHT320	31	5924.00	66.25	68.20	-1.95	H	Avg.	Pass	Full RU	Band Edge
	802.11be EHT320	31	12210.00	47.74	54.00	-6.26	H	Avg.	Pass	Full RU	Harmonic
36	802.11be EHT320	95	-	-	-	-	-	-	-	Full RU	Band Edge
	802.11be EHT320	95	19275.00	45.49	54.00	-8.51	H	Avg.	Pass	Full RU	Harmonic
37	802.11be EHT320	159	-	-	-	-	-	-	-	Full RU	Band Edge
	802.11be EHT320	159	20235.00	40.53	54.00	-13.47	H	Avg.	Pass	Full RU	Harmonic
38	802.11be EHT320	63	5924.88	67.85	68.20	-0.35	H	Avg.	Pass	Full RU	Band Edge

Mode	Modulation	Ch.	Freq. (MHz)	Level (dBuV/m)	Limit (dBuV/m)	Margin (dB)	Pol.	Peak Avg.	Result	RU	Remark
38	802.11be EHT320	63	12530.00	43.23	54.00	-10.77	H	Avg.	Pass	Full RU	Harmonic
39	802.11be EHT320	127	-	-	-	-	-	-	-	Full RU	Band Edge
	802.11be EHT320	127	19755.00	47.30	54.00	-6.70	H	Avg.	Pass	Full RU	Harmonic
40	802.11be EHT320	191	7253.28	52.43	54.00	-1.57	V	Avg.	Pass	Full RU	Band Edge
	802.11be EHT320	191	20715.00	48.80	54.00	-5.20	H	Avg.	Pass	Full RU	Harmonic
41	LF	63	35.82	34.48	40.00	-5.52	V	QP	Pass	-	LF

Mode	22	
	Band Edge	
	U-NII-5_5.925-6.425_802.11be EHT20_CH1_5955MHz	
ANT	6G 1+2+3+4(TXBF)	
Pol.	Horizontal	Fundamental
Peak	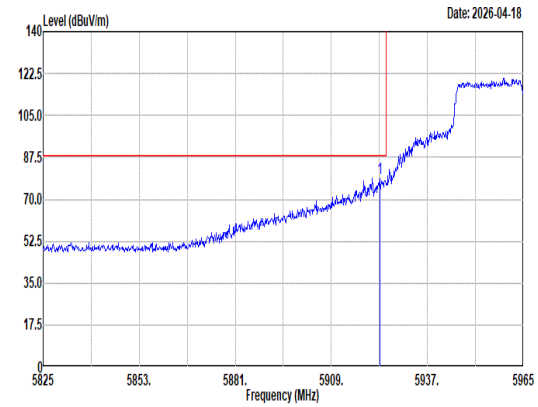 Site : 03CH15-HY Condition: PEAK_BE(UNII)_6E 3m 9120D-02294_250606 HORIZONTAL : RBW:1000.000kHz VBW:3000.000kHz SWT:Auto Freq Level Limit Line Margin Read Level Ant Factor Cable Loss Preamp Factor Aux Factor APos TPos Remark MHz dBuV/m dBuV/m dB dBuV dB/m dB dB dB cm deg 1 5923.14 78.80 88.20 -9.40 67.67 34.25 13.70 36.82 0.00 224 203 Peak	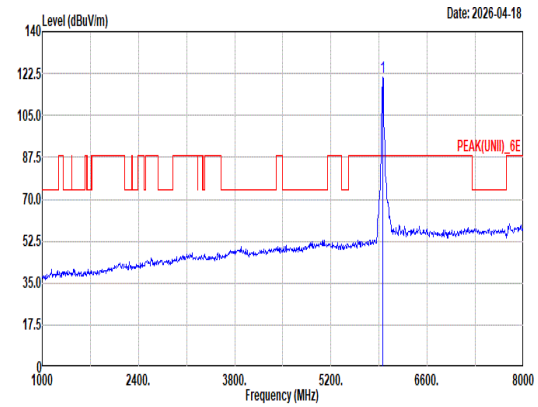 Site : 03CH15-HY Condition: PEAK(UNII)_6E 3m 9120D-02294_250606 HORIZONTAL : RBW:1000.000kHz VBW:3000.000kHz SWT:Auto Freq Level Limit Line Margin Read Level Ant Factor Cable Loss Preamp Factor Aux Factor APos TPos Remark MHz dBuV/m dBuV/m dB dBuV dB/m dB dB dB cm deg 1 5955.00 120.99 ------ ------ 109.85 34.20 13.76 36.82 0.00 224 203 Peak
Avg	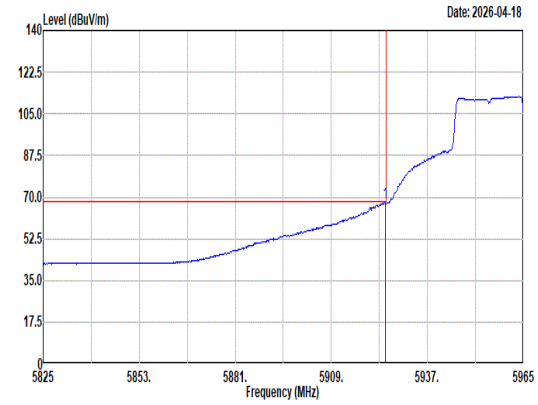 Site : 03CH15-HY Condition: AVG_BE(UNII)_6E 3m 9120D-02294_250606 HORIZONTAL : RBW:1000.000kHz VBW:0.330kHz SWT:Auto Freq Level Limit Line Margin Read Level Ant Factor Cable Loss Preamp Factor Aux Factor APos TPos Remark MHz dBuV/m dBuV/m dB dBuV dB/m dB dB dB cm deg 1 5924.82 67.43 68.20 -0.77 56.30 34.25 13.70 36.82 0.00 224 203 Average	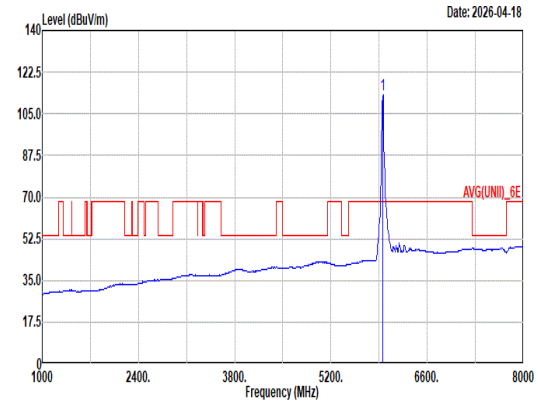 Site : 03CH15-HY Condition: AVG(UNII)_6E 3m 9120D-02294_250606 HORIZONTAL : RBW:1000.000kHz VBW:0.330kHz SWT:Auto Freq Level Limit Line Margin Read Level Ant Factor Cable Loss Preamp Factor Aux Factor APos TPos Remark MHz dBuV/m dBuV/m dB dBuV dB/m dB dB dB cm deg 1 5955.00 113.04 ------ ------ 101.89 34.20 13.77 36.82 0.00 224 203 Average

Mode	22	
	Band Edge	
	U-NII-5_5.925-6.425_802.11be EHT20_CH1_5955MHz	
ANT	6G 1+2+3+4(TXBF)	
Pol.	Vertical	Fundamental
Peak	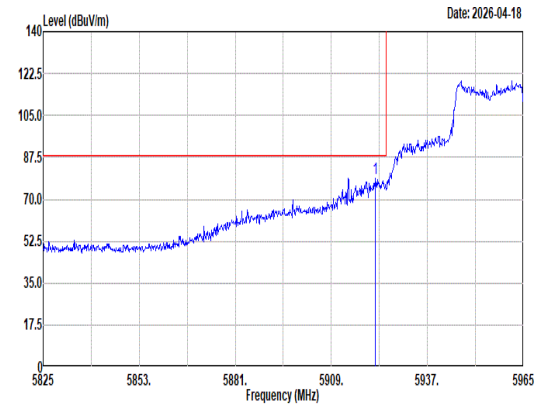 Site : 03CH15-HY Condition: PEAK_BE(UNII)_6E 3m 9120D-02294_250606 VERTICAL : RBW:1000.000kHz VBW:3000.000kHz SWT:Auto 1 5921.88 78.71 88.20 -9.49 67.57 34.26 13.70 36.82 0.00 348 132 Peak	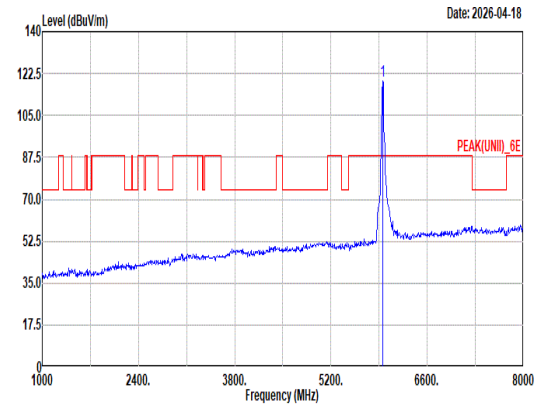 Site : 03CH15-HY Condition: PEAK(UNII)_6E 3m 9120D-02294_250606 VERTICAL : RBW:1000.000kHz VBW:3000.000kHz SWT:Auto 1 5955.00 119.31 ------ ------ 108.18 34.20 13.75 36.82 0.00 348 132 Peak
Avg	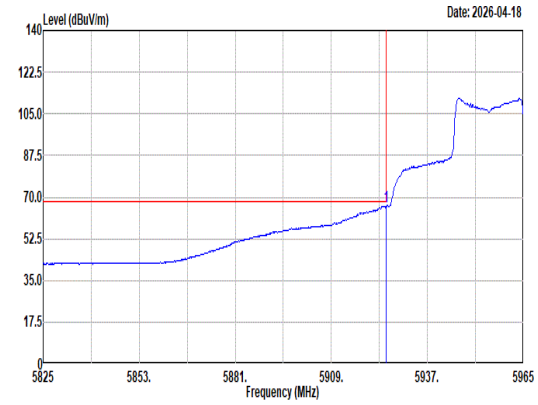 Site : 03CH15-HY Condition: AVG_BE(UNII)_6E 3m 9120D-02294_250606 VERTICAL : RBW:1000.000kHz VBW:0.330kHz SWT:Auto 1 5924.96 66.25 68.20 -1.95 55.12 34.25 13.70 36.82 0.00 348 132 Average	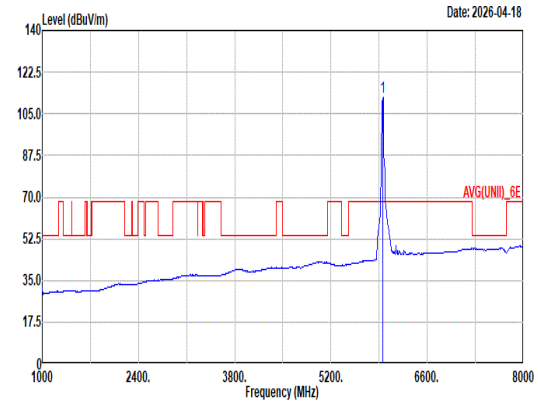 Site : 03CH15-HY Condition: AVG(UNII)_6E 3m 9120D-02294_250606 VERTICAL : RBW:1000.000kHz VBW:0.330kHz SWT:Auto 1 5955.00 111.88 ------ ------ 100.73 34.20 13.77 36.82 0.00 348 132 Average

Mode	23	
	Band Edge	
	U-NII-5_5.925-6.425_802.11be EHT40_CH3_5965MHz	
ANT	6G 1+2+3+4(TXBF)	
Pol.	Horizontal	Fundamental
Peak	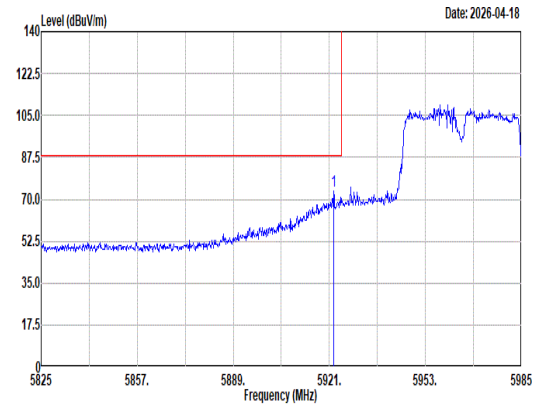 Site : 03CH15-HY Condition: PEAK_BE(UNII)_6E 3m 9120D-02294_250606 HORIZONTAL : RBW:1000.000kHz VBW:3000.000kHz SWT:Auto 1 5922.44 73.49 88.20 -14.71 62.35 34.26 13.70 36.82 0.00 200 42 Peak	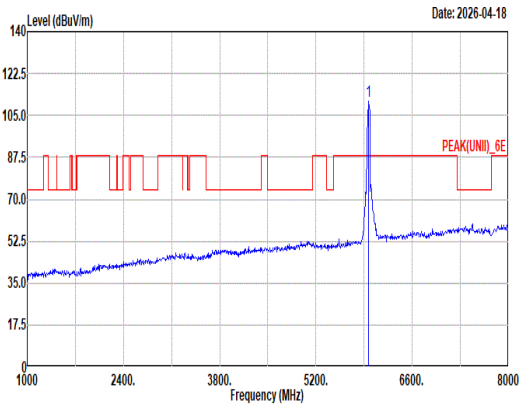 Site : 03CH15-HY Condition: PEAK(UNII)_6E 3m 9120D-02294_250606 HORIZONTAL : RBW:1000.000kHz VBW:3000.000kHz SWT:Auto 1 5965.00 111.08 ------ ------ 99.92 34.20 13.78 36.82 0.00 200 42 Peak
Avg	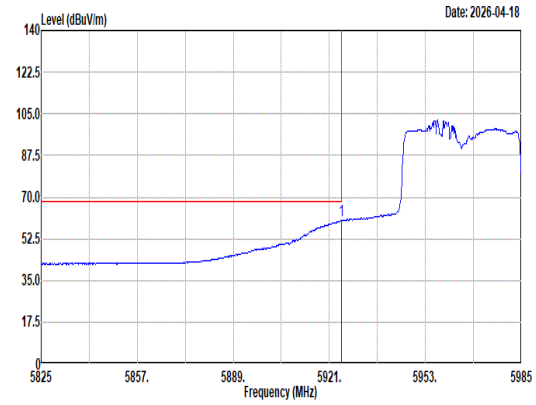 Site : 03CH15-HY Condition: AVG_BE(UNII)_6E 3m 9120D-02294_250606 HORIZONTAL : RBW:1000.000kHz VBW:0.220kHz SWT:Auto 1 5925.00 60.13 68.20 -8.07 49.00 34.25 13.70 36.82 0.00 200 42 Average	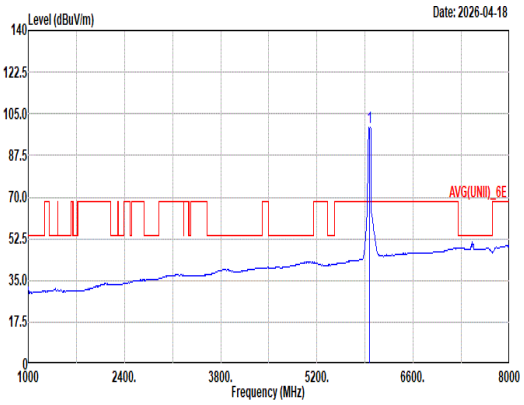 Site : 03CH15-HY Condition: AVG(UNII)_6E 3m 9120D-02294_250606 HORIZONTAL : RBW:1000.000kHz VBW:0.220kHz SWT:Auto 1 5965.00 99.50 ------ ------ 88.31 34.20 13.80 36.81 0.00 200 42 Average

Mode	23	
	Band Edge	
	U-NII-5_5.925-6.425_802.11be EHT40_CH3_5965MHz	
ANT	6G 1+2+3+4(TXBF)	
Pol.	Vertical	Fundamental
Peak	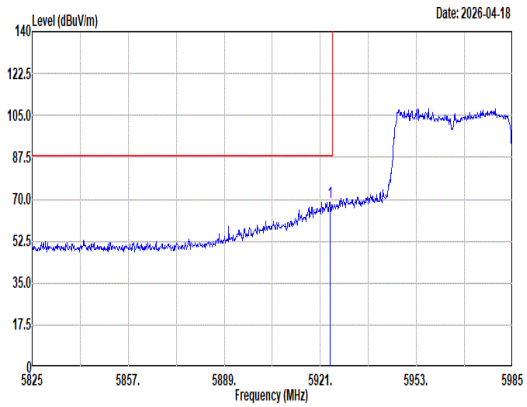 Site : 03CH15-HY Condition: PEAK_BE(UNII)_6E 3m 9120D-02294_250606 VERTICAL : RBW:1000.000kHz VBW:3000.000kHz SWT:Auto 1 5924.36 68.79 88.20 -19.41 57.66 34.25 13.70 36.82 0.00 200 191 Peak	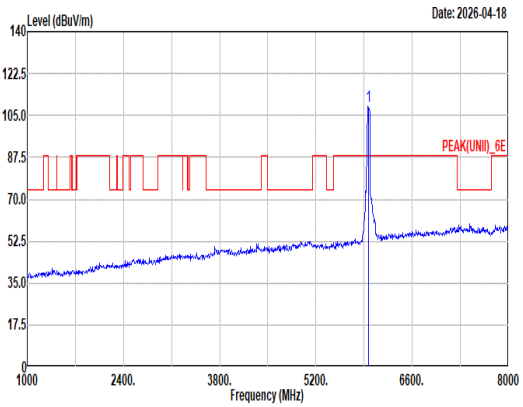 Site : 03CH15-HY Condition: PEAK(UNII)_6E 3m 9120D-02294_250606 VERTICAL : RBW:1000.000kHz VBW:3000.000kHz SWT:Auto 1 5965.00 108.73 ------ ------ 97.60 34.20 13.75 36.82 0.00 200 191 Peak
Avg	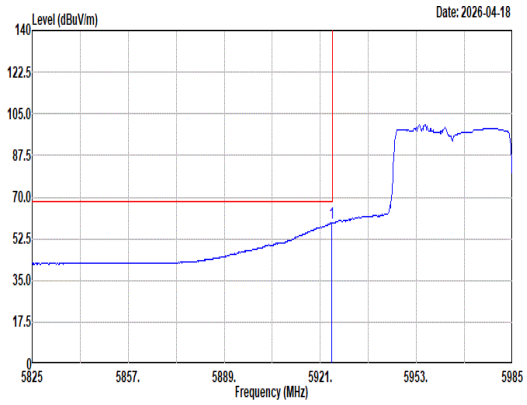 Site : 03CH15-HY Condition: AVG_BE(UNII)_6E 3m 9120D-02294_250606 VERTICAL : RBW:1000.000kHz VBW:0.220kHz SWT:Auto 1 5924.68 59.23 68.20 -8.97 48.10 34.25 13.70 36.82 0.00 200 191 Average	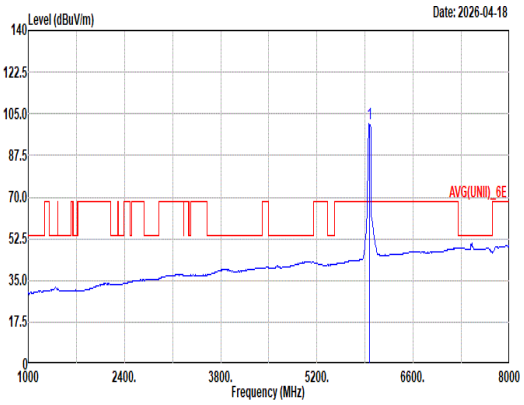 Site : 03CH15-HY Condition: AVG(UNII)_6E 3m 9120D-02294_250606 VERTICAL : RBW:1000.000kHz VBW:0.220kHz SWT:Auto 1 5965.00 101.16 ------ ------ 90.02 34.20 13.76 36.82 0.00 200 191 Average

Mode	24	
	Band Edge	
	U-NII-5_5.925-6.425_802.11be EHT80_CH7_Full RU_5985MHz	
ANT	6G 1+2+3+4(TXBF)	
Pol.	Horizontal	Fundamental
Peak	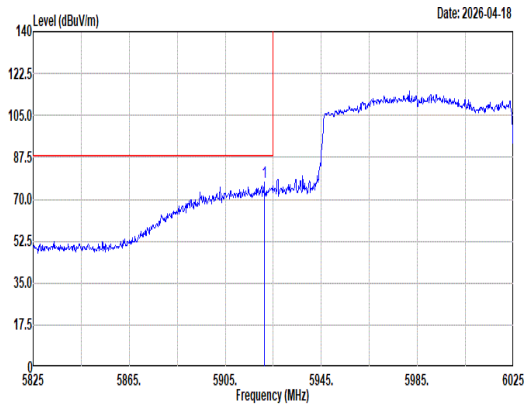 Site : 03CH15-HY Condition: PEAK_BE(UNII)_6E 3m 9120D-02294_250606 HORIZONTAL : RBW:1000.000kHz VBW:3000.000kHz SWT:Auto Freq Level Limit Line Margin Read Level Ant Factor Cable Loss Preamp Factor Aux Factor APos TPos Remark MHz dBuV/m dBuV/m dB dBuV dB/m dB dB dB cm deg 1 5921.20 76.93 88.20 -11.27 65.80 34.26 13.69 36.82 0.00 227 205 Peak	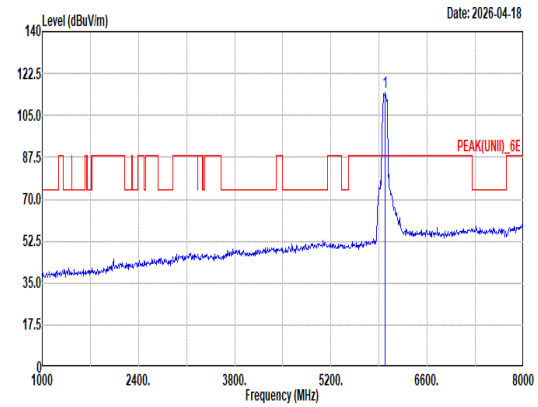 Site : 03CH15-HY Condition: PEAK(UNII)_6E 3m 9120D-02294_250606 HORIZONTAL : RBW:1000.000kHz VBW:3000.000kHz SWT:Auto Freq Level Limit Line Margin Read Level Ant Factor Cable Loss Preamp Factor Aux Factor APos TPos Remark MHz dBuV/m dBuV/m dB dBuV dB/m dB dB dB cm deg 1 5985.00 114.55 ------ ------ 103.34 34.20 13.82 36.81 0.00 227 205 Peak
Avg	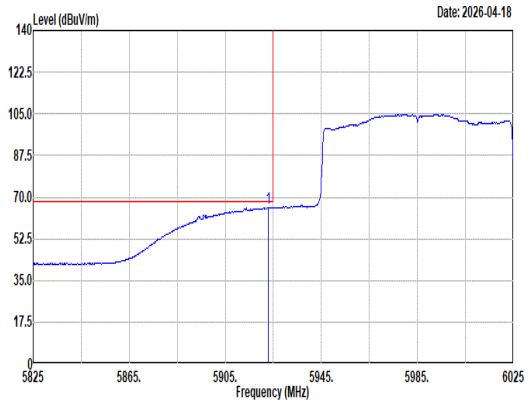 Site : 03CH15-HY Condition: AVG_BE(UNII)_6E 3m 9120D-02294_250606 HORIZONTAL : RBW:1000.000kHz VBW:0.240kHz SWT:Auto Freq Level Limit Line Margin Read Level Ant Factor Cable Loss Preamp Factor Aux Factor APos TPos Remark MHz dBuV/m dBuV/m dB dBuV dB/m dB dB dB cm deg 1 5923.00 65.58 68.20 -2.62 54.45 34.25 13.70 36.82 0.00 227 205 Average	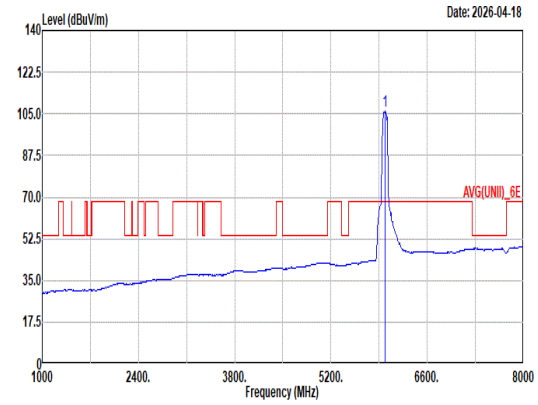 Site : 03CH15-HY Condition: AVG(UNII)_6E 3m 9120D-02294_250606 HORIZONTAL : RBW:1000.000kHz VBW:0.240kHz SWT:Auto Freq Level Limit Line Margin Read Level Ant Factor Cable Loss Preamp Factor Aux Factor APos TPos Remark MHz dBuV/m dBuV/m dB dBuV dB/m dB dB dB cm deg 1 5985.00 105.99 ------ ------ 94.78 34.20 13.82 36.81 0.00 227 205 Average

Mode	24	
	Band Edge	
	U-NII-5_5.925-6.425_802.11be EHT80_CH7_Full RU_5985MHz	
ANT	6G 1+2+3+4(TXBF)	
Pol.	Vertical	Fundamental
Peak	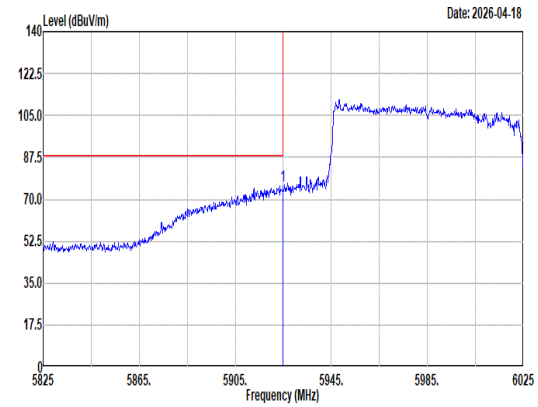 Site : 03CH15-HY Condition: PEAK_BE(UNII)_6E 3m 9120D-02294_250606 VERTICAL : RBW:1000.000kHz VBW:3000.000kHz SWT:Auto Freq Level Limit Line Margin Read Level Ant Factor Cable Loss Preamp Factor Aux Factor APos TPos Remark MHz dBuV/m dBuV/m dB dBuV dB/m dB dB dB cm deg 1 5925.00 75.58 88.20 -12.62 64.45 34.25 13.70 36.82 0.00 200 193 Peak	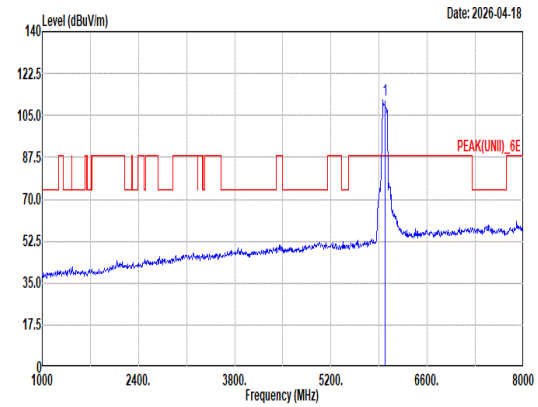 Site : 03CH15-HY Condition: PEAK(UNII)_6E 3m 9120D-02294_250606 VERTICAL : RBW:1000.000kHz VBW:3000.000kHz SWT:Auto Freq Level Limit Line Margin Read Level Ant Factor Cable Loss Preamp Factor Aux Factor APos TPos Remark MHz dBuV/m dBuV/m dB dBuV dB/m dB dB dB cm deg 1 5985.00 111.38 ------ ------ 100.24 34.20 13.76 36.82 0.00 200 193 Peak
Avg	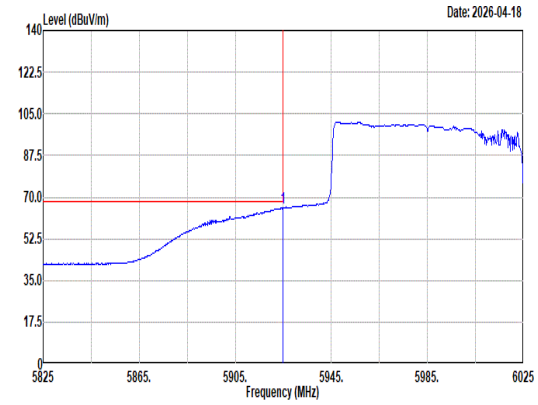 Site : 03CH15-HY Condition: AVG_BE(UNII)_6E 3m 9120D-02294_250606 VERTICAL : RBW:1000.000kHz VBW:0.240kHz SWT:Auto Freq Level Limit Line Margin Read Level Ant Factor Cable Loss Preamp Factor Aux Factor APos TPos Remark MHz dBuV/m dBuV/m dB dBuV dB/m dB dB dB cm deg 1 5925.00 65.61 68.20 -2.59 54.48 34.25 13.70 36.82 0.00 200 193 Average	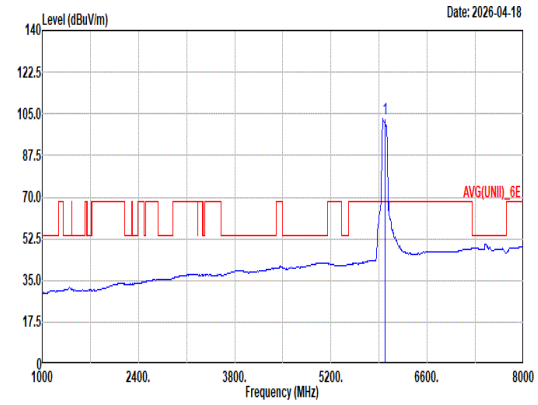 Site : 03CH15-HY Condition: AVG(UNII)_6E 3m 9120D-02294_250606 VERTICAL : RBW:1000.000kHz VBW:0.240kHz SWT:Auto Freq Level Limit Line Margin Read Level Ant Factor Cable Loss Preamp Factor Aux Factor APos TPos Remark MHz dBuV/m dBuV/m dB dBuV dB/m dB dB dB cm deg 1 5985.00 103.18 ------ ------ 92.05 34.20 13.75 36.82 0.00 200 193 Average

Mode	25	
	Band Edge	
	U-NII-5_5.925-6.425_802.11be EHT160_CH15_Full RU_6025MHz	
ANT	6G 1+2+3+4(TXBF)	
Pol.	Horizontal	Fundamental
Peak	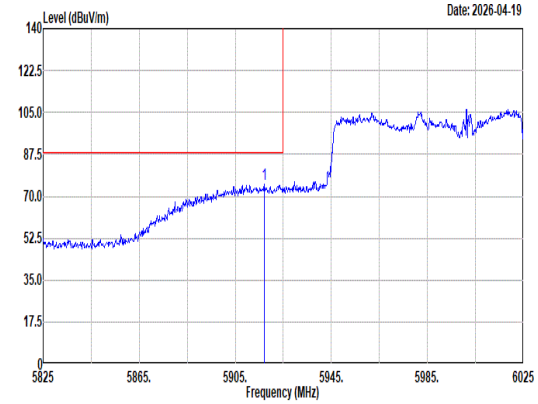 Site : 03CH15-HY Condition: PEAK_BE(UNII)_6E 3m 9120D-02294_250606 HORIZONTAL : RBW:1000.000kHz VBW:3000.000kHz SWT:Auto Freq Level Limit Line Margin Read Level Ant Factor Cable Loss Preamp Factor Aux Factor APos TPos Remark MHz dBuV/m dBuV/m dB dBuV dB/m dB dB dB cm deg 1 5917.20 74.90 88.20 -13.30 63.76 34.27 13.69 36.82 0.00 200 238 Peak	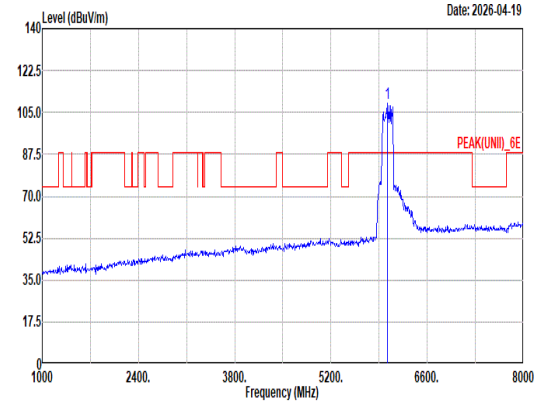 Site : 03CH15-HY Condition: PEAK(UNII)_6E 3m 9120D-02294_250606 HORIZONTAL : RBW:1000.000kHz VBW:3000.000kHz SWT:Auto Freq Level Limit Line Margin Read Level Ant Factor Cable Loss Preamp Factor Aux Factor APos TPos Remark MHz dBuV/m dBuV/m dB dBuV dB/m dB dB dB cm deg 1 6025.00 108.76 ------ ------ 97.54 34.16 13.86 36.80 0.00 200 238 Peak
Avg	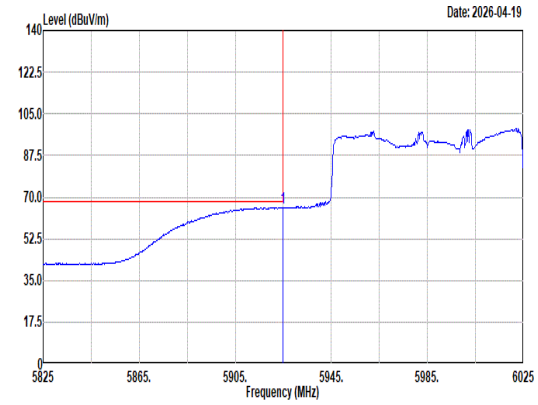 Site : 03CH15-HY Condition: AVG_BE(UNII)_6E 3m 9120D-02294_250606 HORIZONTAL : RBW:1000.000kHz VBW:0.220kHz SWT:Auto Freq Level Limit Line Margin Read Level Ant Factor Cable Loss Preamp Factor Aux Factor APos TPos Remark MHz dBuV/m dBuV/m dB dBuV dB/m dB dB dB cm deg 1 5925.00 65.64 68.20 -2.56 54.51 34.25 13.70 36.82 0.00 200 238 Average	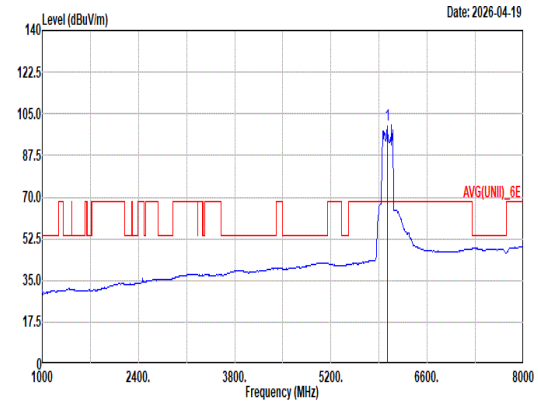 Site : 03CH15-HY Condition: AVG(UNII)_6E 3m 9120D-02294_250606 HORIZONTAL : RBW:1000.000kHz VBW:0.220kHz SWT:Auto Freq Level Limit Line Margin Read Level Ant Factor Cable Loss Preamp Factor Aux Factor APos TPos Remark MHz dBuV/m dBuV/m dB dBuV dB/m dB dB dB cm deg 1 6025.00 100.50 ------ ------ 89.32 34.04 13.91 36.77 0.00 200 238 Average

Mode	25	
	Band Edge	
	U-NII-5_5.925-6.425_802.11be EHT160_CH15_Full RU_6025MHz	
ANT	6G 1+2+3+4(TXBF)	
Pol.	Vertical	Fundamental
Peak	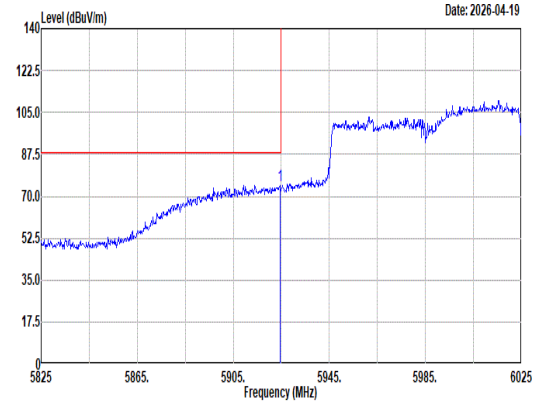 Site : 03CH15-HY Condition: PEAK_BE(UNII)_6E 3m 9120D-02294_250606 VERTICAL : RBW:1000.000kHz VBW:3000.000kHz SWT:Auto Freq Level Limit Line Margin Read Level Ant Factor Cable Loss Preamp Factor Aux Factor APos TPos Remark MHz dBuV/m dBuV/m dB dBuV dB/m dB dB dB cm deg 1 5924.60 74.63 88.20 -13.57 63.50 34.25 13.70 36.82 0.00 200 108 Peak	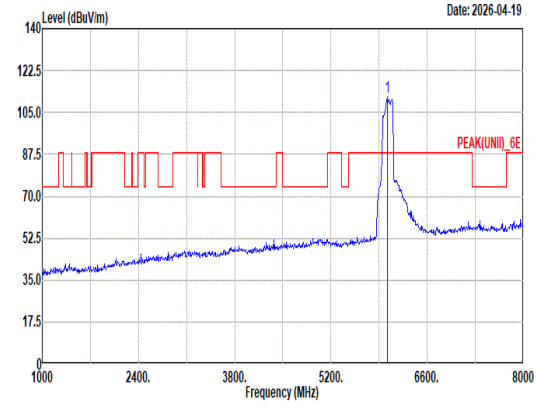 Site : 03CH15-HY Condition: PEAK(UNII)_6E 3m 9120D-02294_250606 VERTICAL : RBW:1000.000kHz VBW:3000.000kHz SWT:Auto Freq Level Limit Line Margin Read Level Ant Factor Cable Loss Preamp Factor Aux Factor APos TPos Remark MHz dBuV/m dBuV/m dB dBuV dB/m dB dB dB cm deg 1 6025.00 111.36 ------ ------ 100.14 34.16 13.86 36.80 0.00 200 108 Peak
Avg	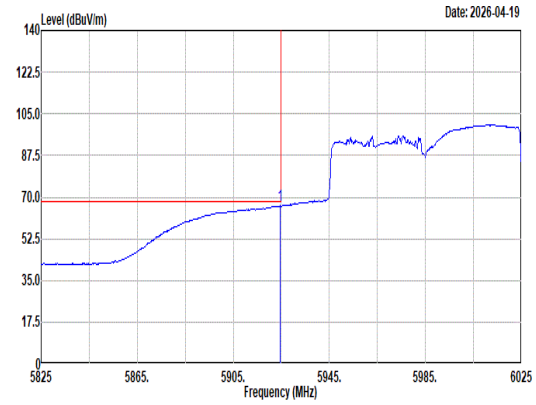 Site : 03CH15-HY Condition: AVG_BE(UNII)_6E 3m 9120D-02294_250606 VERTICAL : RBW:1000.000kHz VBW:0.220kHz SWT:Auto Freq Level Limit Line Margin Read Level Ant Factor Cable Loss Preamp Factor Aux Factor APos TPos Remark MHz dBuV/m dBuV/m dB dBuV dB/m dB dB dB cm deg 1 5924.60 66.32 68.20 -1.88 55.19 34.25 13.70 36.82 0.00 200 108 Average	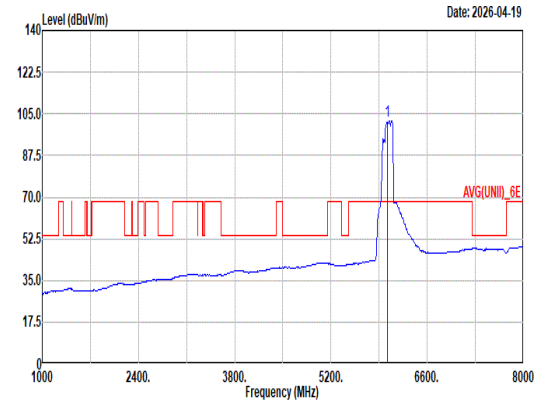 Site : 03CH15-HY Condition: AVG(UNII)_6E 3m 9120D-02294_250606 VERTICAL : RBW:1000.000kHz VBW:0.220kHz SWT:Auto Freq Level Limit Line Margin Read Level Ant Factor Cable Loss Preamp Factor Aux Factor APos TPos Remark MHz dBuV/m dBuV/m dB dBuV dB/m dB dB dB cm deg 1 6025.00 102.15 ------ ------ 90.95 34.11 13.88 36.79 0.00 200 108 Average

Mode	25	
	Harmonic	
	U-NII-5_5.925-6.425_802.11be EHT160_CH15_Full RU_6025MHz	
ANT	6G 1+2+3+4(TXBF)	
Pol.	Horizontal	Vertical
Peak Avg	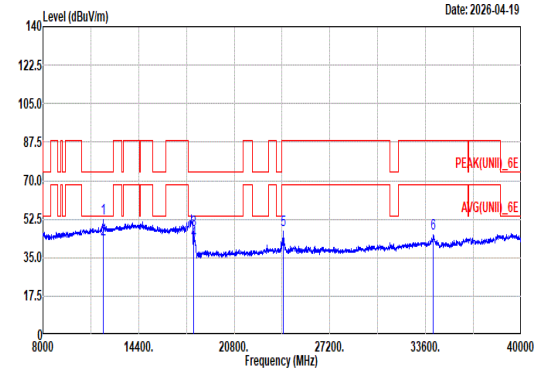 Site : 03CH15-HY Condition: PEAK(UNII)_6E 3m 9120D-02294_250606 HORIZONTAL Freq Level Limit Line Margin Read Level Ant Factor Cable Loss Preamp Factor Aux Factor APos TPos Remark MHz dBuV/m dBuV/m dB dBuV dB/m dB dB dB cm deg 1 12050.00 52.73 74.00 -21.27 50.78 39.30 19.84 57.68 0.49 201 320 Peak 2 12050.00 43.49 54.00 -10.51 41.54 39.30 19.84 57.68 0.49 201 320 Average 3 18075.00 47.71 74.00 -26.29 69.85 37.65 5.69 55.94 -9.54 150 16 Peak 4 18075.00 43.01 54.00 -10.99 65.15 37.65 5.69 55.94 -9.54 150 16 Average 5 24094.00 47.59 68.20 -20.61 65.60 38.90 6.42 53.79 -9.54 150 8 Peak 6 34104.00 45.87 68.20 -22.33 62.71 43.32 7.82 58.44 -9.54 150 276 Peak	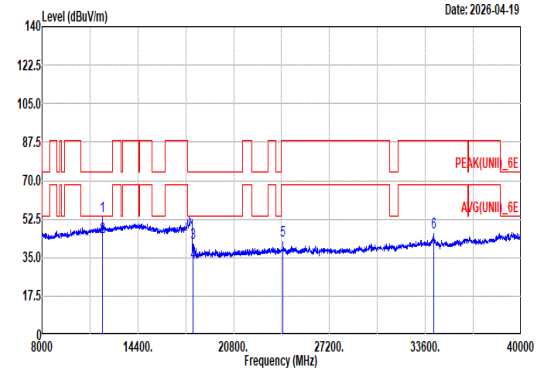 Site : 03CH15-HY Condition: PEAK(UNII)_6E 3m 9120D-02294_250606 VERTICAL Freq Level Limit Line Margin Read Level Ant Factor Cable Loss Preamp Factor Aux Factor APos TPos Remark MHz dBuV/m dBuV/m dB dBuV dB/m dB dB dB cm deg 1 12050.00 53.64 74.00 -20.36 51.69 39.30 19.84 57.68 0.49 354 113 Peak 2 12050.00 44.43 54.00 -9.57 42.48 39.30 19.84 57.68 0.49 354 113 Average 3 18075.00 41.75 74.00 -32.25 63.89 37.65 5.69 55.94 -9.54 150 19 Peak 4 18075.00 32.97 54.00 -21.03 55.11 37.65 5.69 55.94 -9.54 150 19 Average 5 24094.00 42.89 68.20 -25.31 60.90 38.90 6.42 53.79 -9.54 150 34 Peak 6 34137.00 46.29 68.20 -21.91 62.16 44.31 7.81 58.45 -9.54 150 352 Peak

Mode	25	
	Harmonic	
	U-NII-5_5.925-6.425_802.11be EHT160_CH15_Full RU_6025MHz	
ANT	6G 1+2+3+4(TXBF)	
Pol.	Horizontal	Vertical
14.47G ~14.5G Avg	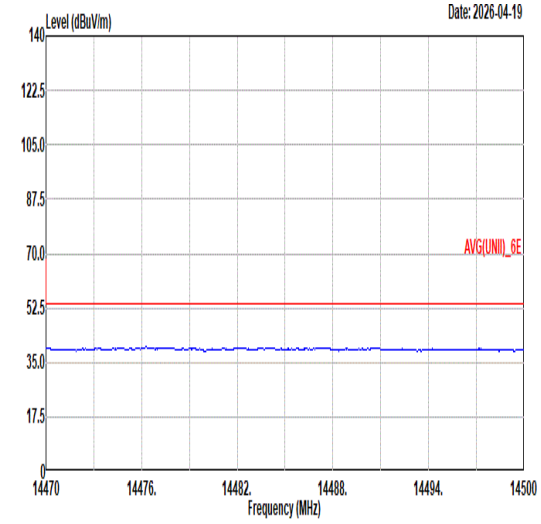 Site : 03CH15-HY Condition: AVG(UNII)_6E 3m 9120D-02294_250606 HORIZONTAL	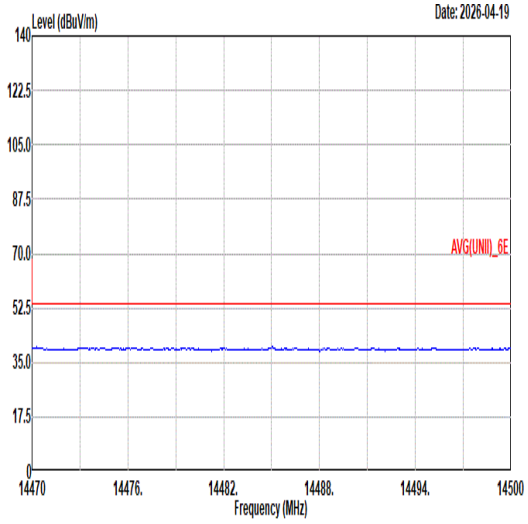 Site : 03CH15-HY Condition: AVG(UNII)_6E 3m 9120D-02294_250606 VERTICAL
17.7G ~18G Avg	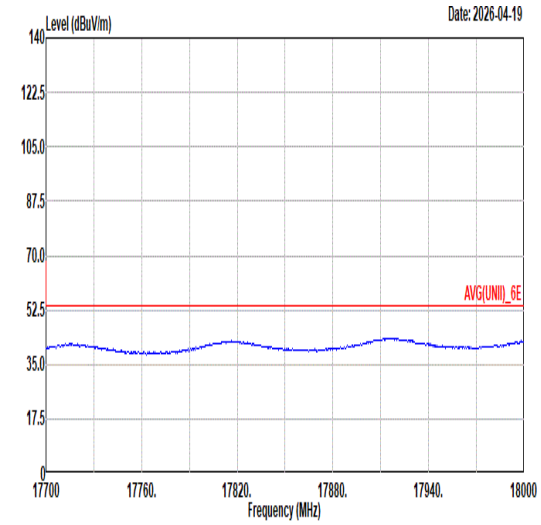 Site : 03CH15-HY Condition: AVG(UNII)_6E 3m 9120D-02294_250606 HORIZONTAL	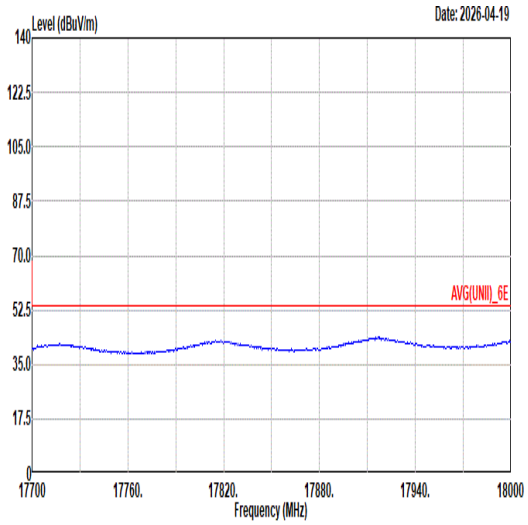 Site : 03CH15-HY Condition: AVG(UNII)_6E 3m 9120D-02294_250606 VERTICAL

Mode	26	
	Harmonic	
	U-NII-5_5.925-6.425_802.11be EHT160_CH47_Full RU_6185MHz	
ANT	6G 1+2+3+4(TXBF)	
Pol.	Horizontal	Vertical
Peak Avg	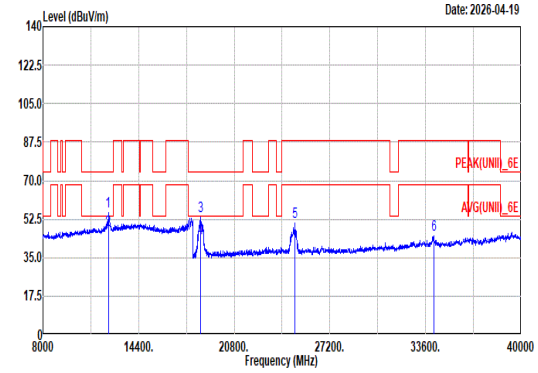 Site : 03CH15-HY Condition: PEAK(UNII)_6E 3m 9120D-02294_250606 HORIZONTAL Freq Level Limit Line Margin Read Level Ant Factor Cable Loss Preamp Factor Aux Factor APos TPos Remark MHz dBuV/m dBuV/m dB dBuV dB/m dB dB dB cm deg 1 12370.00 55.82 74.00 -18.18 53.71 39.16 20.10 57.62 0.47 205 19 Peak 2 12370.00 47.66 54.00 -6.34 45.55 39.16 20.10 57.62 0.47 205 19 Average 3 18555.00 53.96 74.00 -20.04 75.84 38.01 5.75 56.10 -9.54 150 21 Peak 4 18555.00 44.04 54.00 -9.96 65.92 38.01 5.75 56.10 -9.54 150 21 Average 5 24853.00 51.00 68.20 -17.20 67.72 39.70 6.42 53.30 -9.54 150 0 Peak 6 34137.00 45.22 68.20 -22.98 61.09 44.31 7.81 58.45 -9.54 150 267 Peak	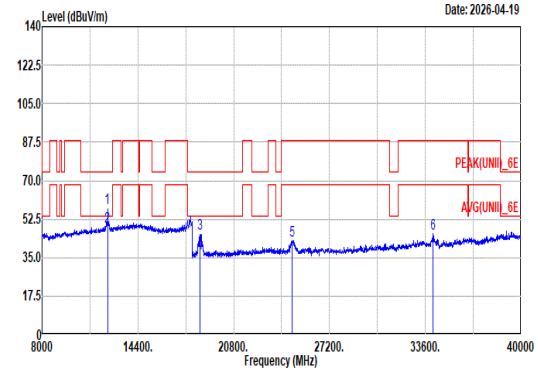 Site : 03CH15-HY Condition: PEAK(UNII)_6E 3m 9120D-02294_250606 VERTICAL Freq Level Limit Line Margin Read Level Ant Factor Cable Loss Preamp Factor Aux Factor APos TPos Remark MHz dBuV/m dBuV/m dB dBuV dB/m dB dB dB cm deg 1 12370.00 57.49 74.00 -16.51 55.38 39.16 20.10 57.62 0.47 347 111 Peak 2 12370.00 48.93 54.00 -5.07 46.82 39.16 20.10 57.62 0.47 347 111 Average 3 18555.00 46.05 74.00 -27.95 67.93 38.01 5.75 56.10 -9.54 150 106 Peak 4 18555.00 36.96 54.00 -17.04 58.84 38.01 5.75 56.10 -9.54 150 106 Average 5 24710.00 42.99 68.20 -25.21 59.90 39.52 6.41 53.30 -9.54 150 99 Peak 6 34126.00 45.87 68.20 -22.33 62.07 43.98 7.81 58.45 -9.54 150 247 Peak

Mode	26	
	Harmonic	
	U-NII-5_5.925-6.425_802.11be EHT160_CH47_Full RU_6185MHz	
ANT	6G 1+2+3+4(TXBF)	
Pol.	Horizontal	Vertical
14.47G ~14.5G Avg	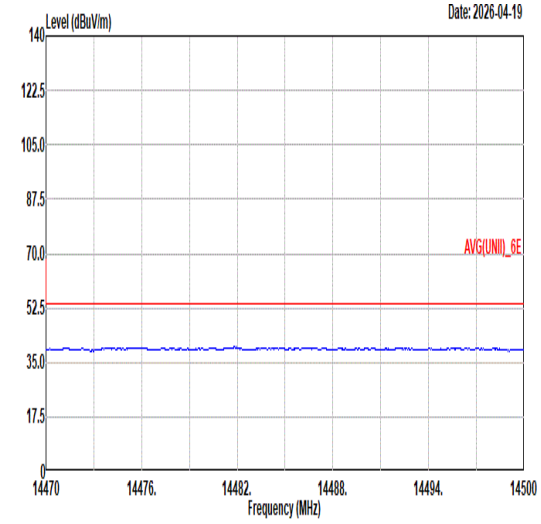 Site : 03CH15-HY Condition: AVG(UNII)_6E 3m 9120D-02294_250606 HORIZONTAL	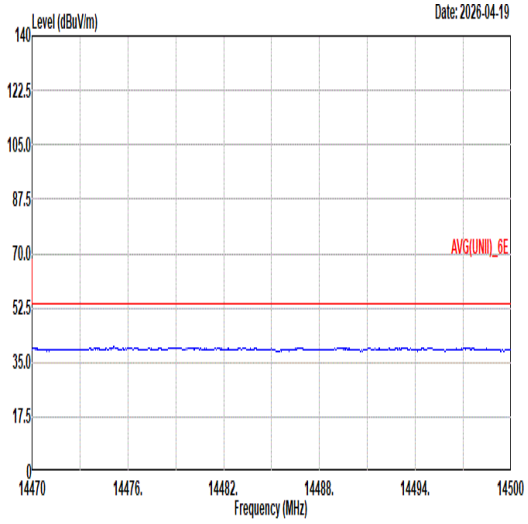 Site : 03CH15-HY Condition: AVG(UNII)_6E 3m 9120D-02294_250606 VERTICAL
17.7G ~18G Avg	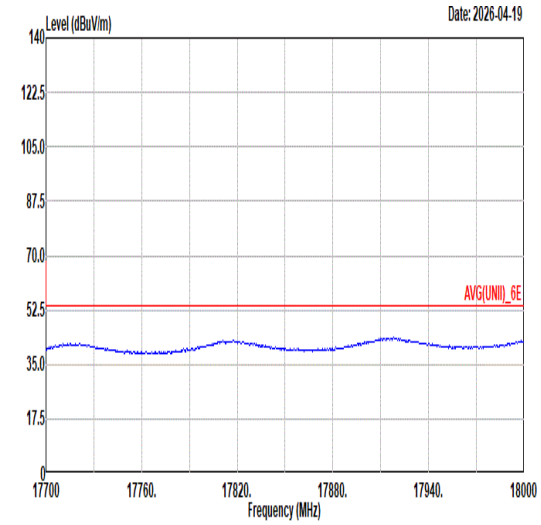 Site : 03CH15-HY Condition: AVG(UNII)_6E 3m 9120D-02294_250606 HORIZONTAL	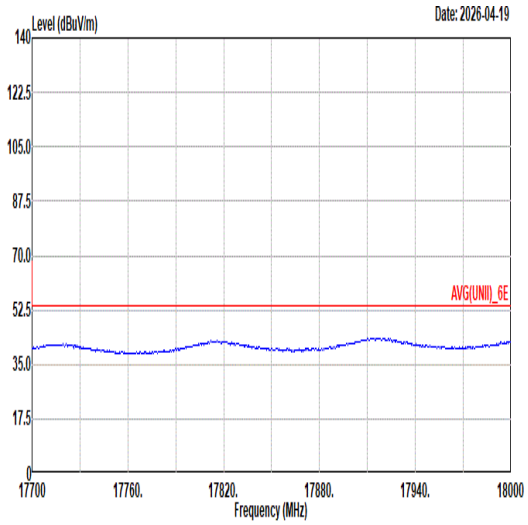 Site : 03CH15-HY Condition: AVG(UNII)_6E 3m 9120D-02294_250606 VERTICAL

Mode	27	
	Harmonic	
	U-NII-5_5.925-6.425_802.11be EHT160_CH79_Full RU_6345MHz	
ANT	6G 1+2+3+4(TXBF)	
Pol.	Horizontal	Vertical
Peak Avg	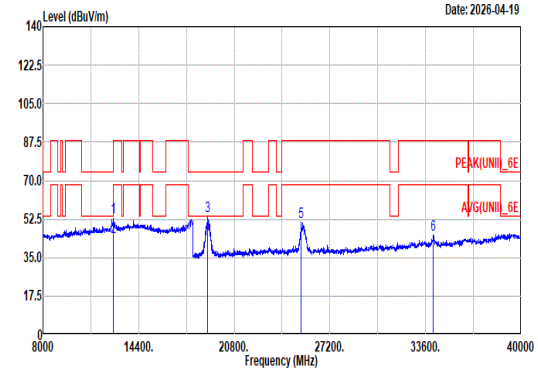 Site : 03CH15-HY Condition: PEAK(UNII)_6E 3m 9120D-02294_250606 HORIZONTAL Freq Level Limit Line Margin Read Level Ant Factor Cable Loss Preamp Factor Aux Factor APos TPos Remark MHz dBuV/m dBuV/m dB dBuV dB/m dB dB dB cm deg 1 12690.00 53.40 74.00 -20.60 50.56 39.58 20.36 57.55 0.45 302 16 Peak 2 12690.00 44.26 54.00 -9.74 41.42 39.58 20.36 57.55 0.45 302 16 Average 3 19035.00 53.76 74.00 -20.24 74.51 38.23 5.87 55.31 -9.54 150 64 Peak 4 19035.00 45.45 54.00 -8.55 66.20 38.23 5.87 55.31 -9.54 150 64 Average 5 25282.00 51.34 68.20 -16.86 68.15 39.64 6.45 53.36 -9.54 150 1 Peak 6 34126.00 45.43 68.20 -22.77 61.63 43.98 7.81 58.45 -9.54 150 154 Peak	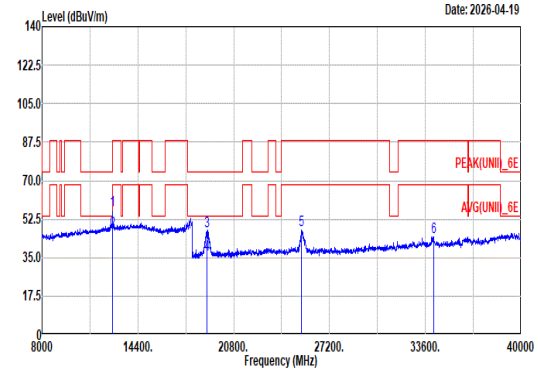 Site : 03CH15-HY Condition: PEAK(UNII)_6E 3m 9120D-02294_250606 VERTICAL Freq Level Limit Line Margin Read Level Ant Factor Cable Loss Preamp Factor Aux Factor APos TPos Remark MHz dBuV/m dBuV/m dB dBuV dB/m dB dB dB cm deg 1 12690.00 56.65 74.00 -17.35 53.81 39.58 20.36 57.55 0.45 347 113 Peak 2 12690.00 47.06 54.00 -6.94 44.22 39.58 20.36 57.55 0.45 347 113 Average 3 19035.00 47.10 74.00 -26.90 67.85 38.23 5.87 55.31 -9.54 150 358 Peak 4 19035.00 36.29 54.00 -17.71 57.04 38.23 5.87 55.31 -9.54 150 358 Average 5 25337.00 47.50 68.20 -20.70 64.29 39.67 6.45 53.37 -9.54 150 57 Peak 6 34137.00 44.25 68.20 -23.95 60.12 44.31 7.81 58.45 -9.54 150 224 Peak

Mode	27	
	Harmonic	
	U-NII-5_5.925-6.425_802.11be EHT160_CH79_Full RU_6345MHz	
ANT	6G 1+2+3+4(TXBF)	
Pol.	Horizontal	Vertical
14.47G ~14.5G Avg	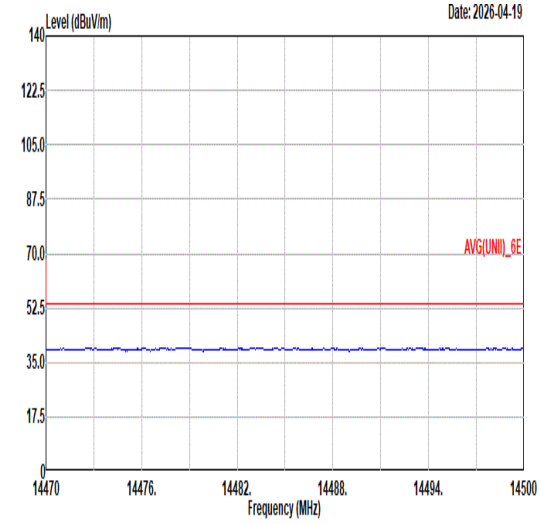 Site : 03CH15-HY Condition: AVG(UNII)_6E 3m 9120D-02294_250606 HORIZONTAL	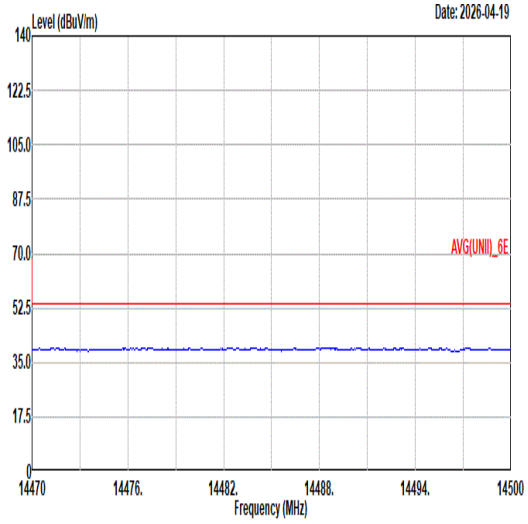 Site : 03CH15-HY Condition: AVG(UNII)_6E 3m 9120D-02294_250606 VERTICAL
17.7G ~18G Avg	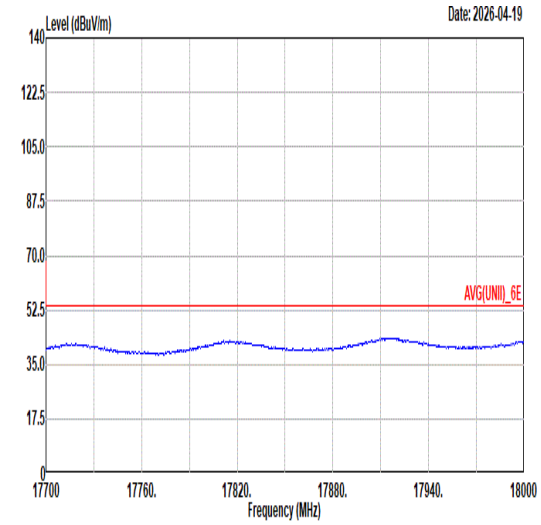 Site : 03CH15-HY Condition: AVG(UNII)_6E 3m 9120D-02294_250606 HORIZONTAL	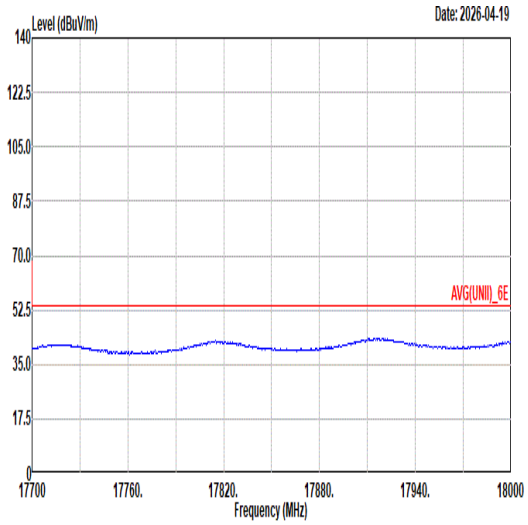 Site : 03CH15-HY Condition: AVG(UNII)_6E 3m 9120D-02294_250606 VERTICAL

Mode	28	
	Harmonic	
	U-NII-6_5.925-6.425_802.11be EHT160_CH111_Full RU_6505MHz	
ANT	6G 1+2+3+4(TXBF)	
Pol.	Horizontal	Vertical
Peak Avg	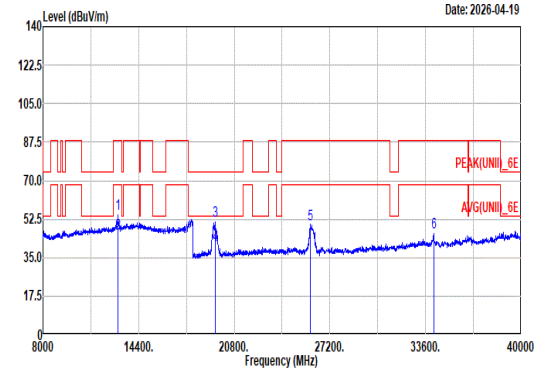 Site : 03CH15-HY Condition: PEAK(UNII)_6E 3m 9120D-02294_250606 HORIZONTAL Freq Level Limit Line Margin Read Level Ant Factor Cable Loss Preamp Factor Aux Factor APos TPos Remark MHz dBuV/m dBuV/m dB dBuV dB/m dB dB dB cm deg 1 13010.00 55.06 88.20 -33.14 51.61 39.89 20.62 57.49 0.43 270 0 Peak 2 13010.00 45.77 68.20 -22.43 42.32 39.89 20.62 57.49 0.43 270 0 Average 3 19515.00 51.55 74.00 -22.45 72.76 37.90 5.81 55.38 -9.54 150 77 Peak 4 19515.00 40.69 54.00 -13.31 61.90 37.90 5.81 55.38 -9.54 150 77 Average 5 25898.00 50.21 68.20 -17.99 66.89 39.50 6.60 53.24 -9.54 150 26 Peak 6 34137.00 46.53 68.20 -21.67 62.40 44.31 7.81 58.45 -9.54 150 162 Peak	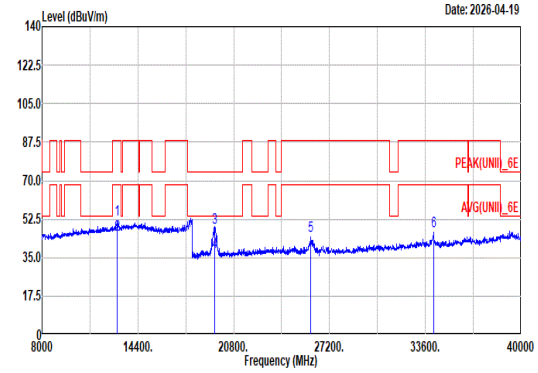 Site : 03CH15-HY Condition: PEAK(UNII)_6E 3m 9120D-02294_250606 VERTICAL Freq Level Limit Line Margin Read Level Ant Factor Cable Loss Preamp Factor Aux Factor APos TPos Remark MHz dBuV/m dBuV/m dB dBuV dB/m dB dB dB cm deg 1 13010.00 52.14 88.20 -36.06 48.69 39.89 20.62 57.49 0.43 350 105 Peak 2 13010.00 45.19 68.20 -23.01 41.74 39.89 20.62 57.49 0.43 350 105 Average 3 19515.00 48.64 74.00 -25.36 69.85 37.90 5.81 55.38 -9.54 150 74 Peak 4 19515.00 37.71 54.00 -16.29 58.92 37.90 5.81 55.38 -9.54 150 74 Average 5 25942.00 44.90 68.20 -23.30 61.62 39.42 6.62 53.22 -9.54 150 87 Peak 6 34137.00 47.10 68.20 -21.10 62.97 44.31 7.81 58.45 -9.54 150 267 Peak

Mode	28	
	Harmonic	
	U-NII-6_5.925-6.425_802.11be EHT160_CH111_Full RU_6505MHz	
ANT	6G 1+2+3+4(TXBF)	
Pol.	Horizontal	Vertical
14.47G ~14.5G Avg	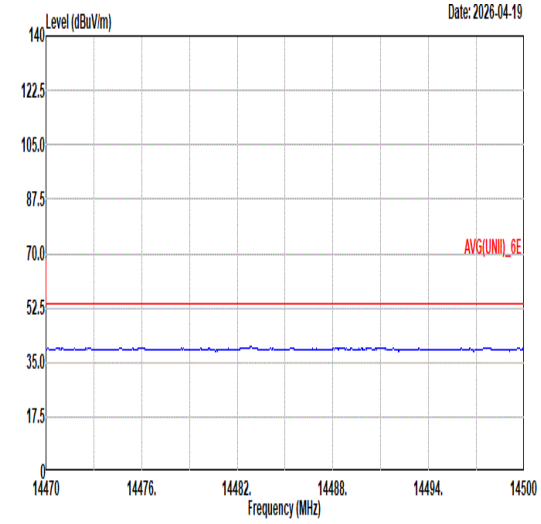 Site : 03CH15-HY Condition: AVG(UNII)_6E 3m 9120D-02294_250606 HORIZONTAL	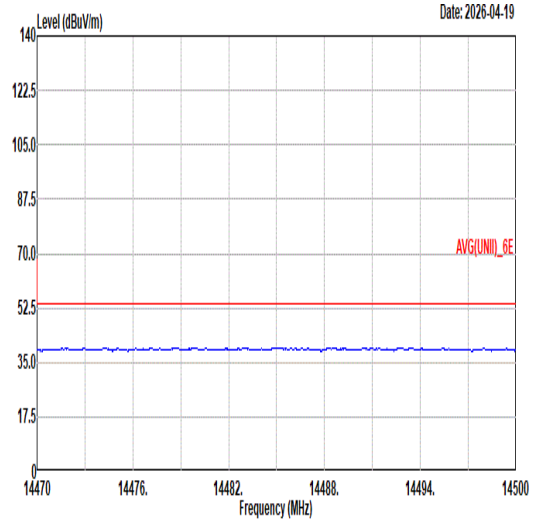 Site : 03CH15-HY Condition: AVG(UNII)_6E 3m 9120D-02294_250606 VERTICAL
17.7G ~18G Avg	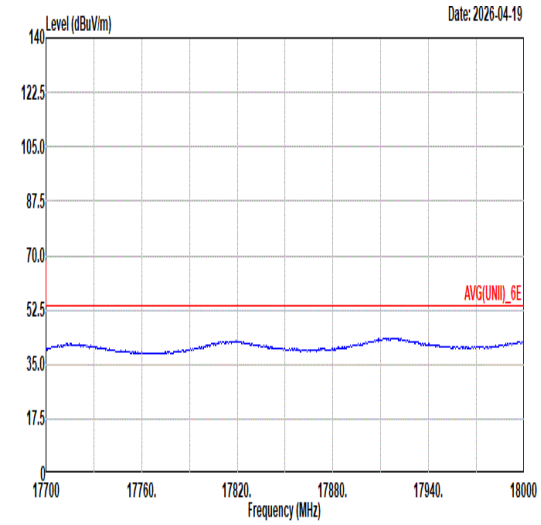 Site : 03CH15-HY Condition: AVG(UNII)_6E 3m 9120D-02294_250606 HORIZONTAL	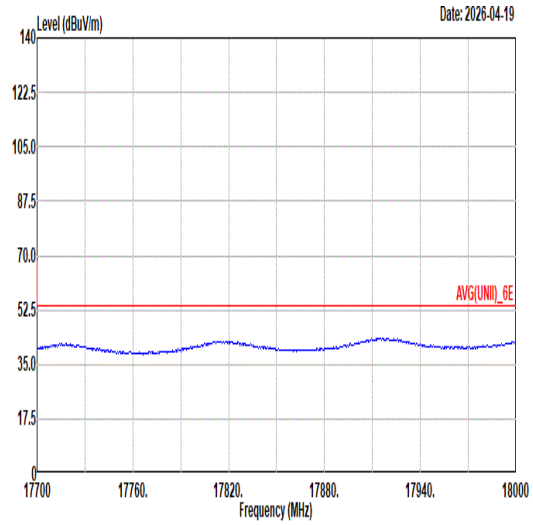 Site : 03CH15-HY Condition: AVG(UNII)_6E 3m 9120D-02294_250606 VERTICAL

Mode	29	
	Harmonic	
	U-NII-7_6.525-6.875_802.11be EHT160_CH143_Full RU_6665MHz	
ANT	6G 1+2+3+4(TXBF)	
Pol.	Horizontal	Vertical
Peak Avg	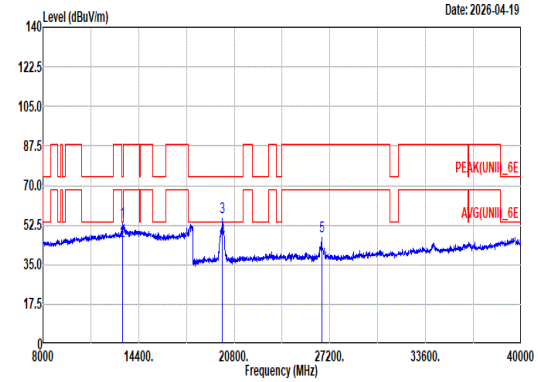 Site : 03CH15-HY Condition: PEAK(UNII)_6E 3m 9120D-02294_250606 HORIZONTAL Freq Level Limit Line Margin Read Level Ant Factor Cable Loss Preamp Factor Aux Factor APos TPos Remark MHz dBuV/m dBuV/m dB dBuV dB/m dB dB dB cm deg 1 13330.00 53.89 74.00 -20.11 50.16 40.03 20.87 57.58 0.41 100 12 Peak 2 13330.00 45.60 54.00 -8.40 41.87 40.03 20.87 57.58 0.41 100 12 Average 3 19995.00 56.15 74.00 -17.85 76.73 37.90 5.89 54.83 -9.54 150 33 Peak 4 19995.00 46.64 54.00 -7.36 67.20 37.89 5.90 54.81 -9.54 150 33 Average 5 26660.00 47.42 68.20 -20.78 64.03 39.99 6.64 53.70 -9.54 150 130 Peak	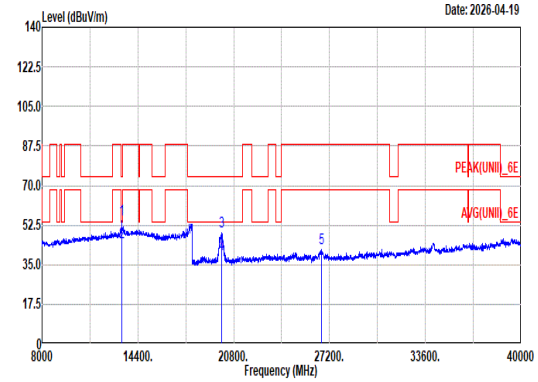 Site : 03CH15-HY Condition: PEAK(UNII)_6E 3m 9120D-02294_250606 VERTICAL Freq Level Limit Line Margin Read Level Ant Factor Cable Loss Preamp Factor Aux Factor APos TPos Remark MHz dBuV/m dBuV/m dB dBuV dB/m dB dB dB cm deg 1 13330.00 55.04 74.00 -18.96 51.31 40.03 20.87 57.58 0.41 400 93 Peak 2 13330.00 44.79 54.00 -9.21 41.06 40.03 20.87 57.58 0.41 400 93 Average 3 19995.00 49.73 74.00 -24.27 70.30 37.88 5.90 54.81 -9.54 150 87 Peak 4 19995.00 39.67 54.00 -14.33 60.23 37.89 5.90 54.81 -9.54 150 87 Average 5 26660.00 42.47 68.20 -25.73 58.89 40.16 6.66 53.70 -9.54 150 126 Peak

Mode	29	
	Harmonic	
	U-NII-7_6.525-6.875_802.11be EHT160_CH143_Full RU_6665MHz	
ANT	6G 1+2+3+4(TXBF)	
Pol.	Horizontal	Vertical
14.47G ~14.5G Avg	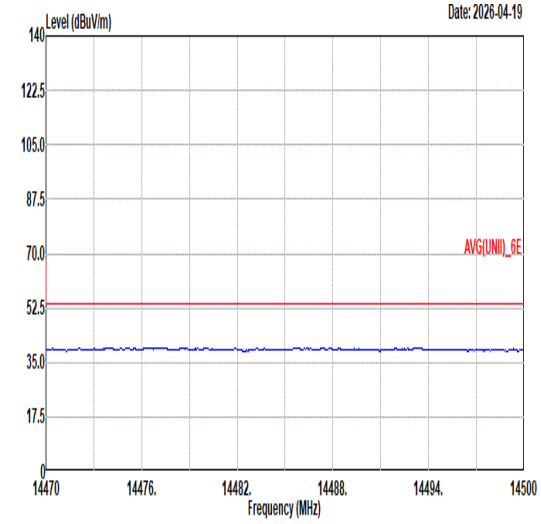 Site : 03CH15-HY Condition: AVG(UNII)_6E 3m 9120D-02294_250606 HORIZONTAL	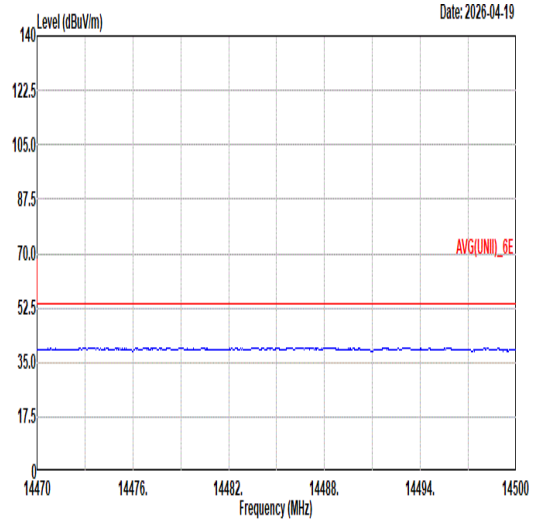 Site : 03CH15-HY Condition: AVG(UNII)_6E 3m 9120D-02294_250606 VERTICAL
17.7G ~18G Avg	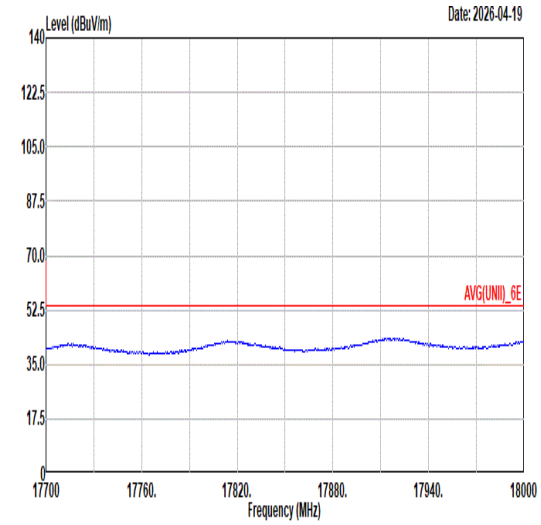 Site : 03CH15-HY Condition: AVG(UNII)_6E 3m 9120D-02294_250606 HORIZONTAL	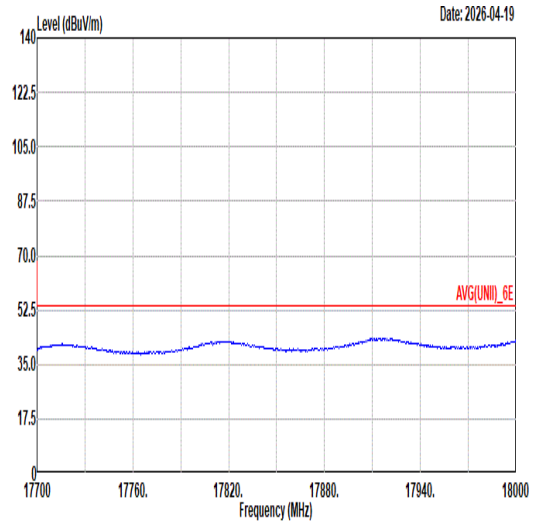 Site : 03CH15-HY Condition: AVG(UNII)_6E 3m 9120D-02294_250606 VERTICAL