FCC RADIO TEST REPORT

FCC ID	:	G95601TX
Equipment	:	DOCSIS 4.0 Residential Gateway
Brand Name	:	Vantiva
Model Name	:	CGM601TCOM, CGM601TCOX
Applicant	:	Vantiva USA LLC 4855 Peachtree Industrial Blvd. Suite 200 Norcross, Georgia 30092
Manufacturer	:	Vantiva 4855 Peachtree Industrial Blvd, Suite 200 Norcross GA 30092
Standard	:	FCC Part 15 Subpart E §15.407

The product was received on Oct. 28, 2024 and testing was performed from Sep. 01, 2025 to Sep. 30, 2025. We, Sporton International Inc. Wensan Laboratory, would like to declare that the tested sample has been evaluated in accordance with the test procedures and has been in compliance with the applicable technical standards.

The test results in this variant report apply exclusively to the tested model / sample. Without written approval from Sporton International Inc. Wensan Laboratory, the test report shall not be reproduced except in full.

Louis Wu

Approved by: Louis Wu

Sporton International Inc. Wensan Laboratory
No.58, Aly. 75, Ln. 564, Wenhua 3rd, Rd., Guishan Dist., Taoyuan City 333010, Taiwan (R.O.C.)

Table of Contents

History of this test report **3**
Summary of Test Result **4**
1 General Description **5**
1.1 Product Feature of Equipment Under Test 5
1.2 Modification of EUT 5
1.3 Testing Location 6
1.4 Applicable Standards 6
2 Test Configuration of Equipment Under Test **7**
2.1 Carrier Frequency and Channel 7
2.2 Test Mode 9
2.3 Connection Diagram of Test System 10
2.4 EUT Operation Test Setup 10
2.5 Measurement Results Explanation Example 10
3 Test Result **11**
3.1 6dB & 26dB & 99% Occupied Bandwidth Measurement 11
3.2 Antenna Requirements 13
4 List of Measuring Equipment **14**
5 Measurement Uncertainty **15**
Appendix A. Conducted Test Results
Appendix B. Radiated Spurious Emission Test Data
Appendix C. Duty Cycle Plots
Appendix D. Setup Photographs

History of this test report

Report No.	Version	Description	Issue Date
FR4O1125-02A	01	Initial issue of report	Oct. 22, 2025

Summary of Test Result

Report Clause	Ref Std. Clause	Test Items	Result (PASS/FAIL)	Remark
3.1	15.403	6dB & 26dB Bandwidth	Pass	-
3.1	2.1049	99% Occupied Bandwidth	Pass	-
-	15.407(a)	Maximum Conducted Output Power	Pass	See Note
-	15.407(a)	Power Spectral Density	Pass	See Note
-	15.407(b)	Unwanted Emissions	Pass	See Note
-	15.207	AC Conducted Emission	Pass	See Note
3.2	15.203	Antenna Requirement	Pass	-

Note: This is a variant report by open channel puncture and apply for CIIPC**.** Except power, Power Spectral Density and Radiated Emissions are carrying out, all other tests were performed on original report which can be referred to Sporton Report Number FR4O1125D and FR4O1125E. Based on the upgrading, the test cases were verified.

Conformity Assessment Condition:
1. The test results (PASS/FAIL) with all measurement uncertainty excluded are presented against the regulation limits or in accordance with the requirements stipulated by the applicant/manufacturer who shall bear all the risks of non-compliance that may potentially occur if measurement uncertainty is taken into account. 2. The measurement uncertainty please refer to each test result in the section “Measurement Uncertainty”.
Disclaimer:
The product specifications of the EUT presented in the test report that may affect the test assessments are declared by the manufacturer who shall take full responsibility for the authenticity.

Reviewed by: Wei Chen

Report Producer: Shiori Chen

1 General Description

1.1 Product Feature of Equipment Under Test

Product Feature
General Specs Bluetooth-LE, Wi-Fi 2.4GHz 802.11b/g/n/ac/ax/be, Wi-Fi 5GHz 802.11a/n/ac/ax/be, Wi-Fi 6GHz 802.11a/ax/be, and ZigBee. **Antenna Type** WLAN: Dipole Antenna

Antenna information		
5150 MHz ~ 5250 MHz	Peak Gain (dBi)	**<Ant. 5>:** 4.29 **<Ant. 6>:** 4.69 **<Ant. 7>:** 4.08 **<Ant. 8>:** 4.00
5250 MHz ~ 5350 MHz	Peak Gain (dBi)	**<Ant. 5>:** 4.27 **<Ant. 6>:** 4.66 **<Ant. 7>:** 4.42 **<Ant. 8>:** 3.85
5470 MHz ~ 5725 MHz	Peak Gain (dBi)	**<Ant. 5>:** 4.41 **<Ant. 6>:** 5.45 **<Ant. 7>:** 4.60 **<Ant. 8>:** 5.01
5725 MHz ~ 5850 MHz	Peak Gain (dBi)	**<Ant. 5>:** 4.66 **<Ant. 6>:** 5.19 **<Ant. 7>:** 5.18 **<Ant. 8>:** 4.84

Antenna information		
5150 MHz ~ 5250 MHz	Peak Gain (dBi)	**MIMO <Ant. 5+6+7+8>:** 6.00
5250 MHz ~ 5350 MHz	Peak Gain (dBi)	**MIMO <Ant. 5+6+7+8>:** 5.97
5470 MHz ~ 5725 MHz	Peak Gain (dBi)	**MIMO <Ant. 5+6+7+8>:** 6.48
5725 MHz ~ 5850 MHz	Peak Gain (dBi)	**MIMO <Ant. 5+6+7+8>:** 5.76

Remark: The EUT's information above is declared by manufacturer. Please refer to Disclaimer in report summary.

1.2 Modification of EUT

No modifications made to the EUT during the testing.

1.3 Testing Location

Test Site	Sporton International Inc. Wensan Laboratory
Test Site Location	No.58, Aly. 75, Ln. 564, Wenhua 3rd, Rd., Guishan Dist., Taoyuan City 333010, Taiwan (R.O.C.) TEL: +886-3-327-0868 FAX: +886-3-327-0855
Test Site No.	**Sporton Site No.**
	TH05-HY, 03CH15-HY

Note: The test site complies with ANSI C63.4 2014 requirement.

FCC designation No.: TW3786

1.4 Applicable Standards

According to the specifications declared by the manufacturer, the EUT must comply with the requirements of the following standards:

- FCC KDB 789033 D02 General UNII Test Procedures New Rules v02r01.
- FCC KDB 414788 D01 Radiated Test Site v01r01.
- FCC KDB 662911 D01 Multiple Transmitter Output v02r01.
- FCC Part 15 Subpart E
- ANSI C63.10-2020

Remark:

1. All the test items were validated and recorded in accordance with the standards without any modification during the testing.
2. The TAF code is not including all the FCC KDB listed without accreditation.
3. This EUT has also been tested and complied with the requirements of FCC Part 15, Subpart B, recorded in a separate test report.

2 Test Configuration of Equipment Under Test

The EUT has been associated with peripherals and configuration operated in a manner tended to maximize its emission characteristics in a typical application. Frequency range investigated: radiation emission (9 kHz to the 10th harmonic of the highest fundamental frequency or to 40 GHz, whichever is lower). For radiated measurement, the measured emission level of the EUT was maximized by rotating the EUT on a turntable, adjusting the orientation of the EUT and EUT antenna in three orthogonal axis (X: flat, Y: portrait, Z: landscape) and accessory (Adapter or Earphone), and adjusting the measurement antenna orientation, following C63.10 exploratory test procedures and only the worst case emissions were reported in this report.

2.1 Carrier Frequency and Channel

Frequency Band	Channel	Freq. (MHz)	Channel	Freq. (MHz)
5150-5250 MHz Band 1 (U-NII-1)	36	5180	44	5220
	38*	5190	46*	5230
	40	5200	48	5240
	42#	5210		

Frequency Band	Channel	Freq. (MHz)	Channel	Freq. (MHz)
5250-5350 MHz Band 2 (U-NII-2A)	52	5260	60	5300
	54*	5270	62*	5310
	56	5280	64	5320
	58#	5290		

Frequency Band	Channel	Freq. (MHz)	Channel	Freq. (MHz)
5470-5725 MHz Band 3 (U-NII-2C)	100	5500	112	5560
	102*	5510	116	5580
	104	5520	132	5660
	106#	5530	134*	5670
	108	5540	136	5680
	110*	5550	140	5700

Frequency Band	Channel	Freq. (MHz)
5150-5350 MHz	50@	5250
5470-5725 MHz	114@	5570

Frequency Band	Channel	Freq. (MHz)	Channel	Freq. (MHz)
TDWR Channel	118*	5590	124	5620
	120	5600	126*	5630
	122#	5610	128	5640

Frequency Band	Channel	Freq. (MHz)	Channel	Freq. (MHz)
Straddle Channel	138#	5690	144	5720
	142*	5710		

Frequency Band	Channel	Freq. (MHz)	Channel	Freq. (MHz)
5725-5850 MHz Band 4 (U-NII-3)	149	5745	157	5785
	151*	5755	159*	5795
	153	5765	161	5805
	155#	5775	165	5825

Note:

1. The above Frequency and Channel with "*" are 802.11n HT40 and 802.11ac VHT40 and 802.11ax HE40 and 802.11be EHT40.
2. The above Frequency and Channel with "#" are 802.11ac VHT80 and 802.11ax HE80 and 802.11be EHT80.
3. The above Frequency and Channel with "@" are 802.11ac VHT160 and 802.11ax HE160 and 802.11be EHT160.

2.2 Test Mode

Only full RU is supported for 11ax.

Only full RU is supported for TxBF mode.

Channel Puncture is supported for 11be.

The PSD of partial RU (Channel Puncture) is reduced to be smaller than full RU according to TCB workshop interim guidance Oct. 2022.

The 802.11be mode is investigated among different tones, full resource units (RU), partial resource units(Channel Puncture). The partial RU(Channel Puncture) has no higher power than full RU's, thus the full RU is chosen as main test configuration.

The power for 802.11ax mode is smaller than 802.11be mode, so all other conducted and radiated test is covered by 802.11be mode.

The final test modes include the worst data rates for each modulation shown in the table below.

<NSS1>

Modulation	Data Rate
802.11be EHT80	MCS0
802.11be EHT160	MCS0

<NSS2>

Modulation	Data Rate
802.11be EHT80	MCS0
802.11be EHT160	MCS0

Test Cases
Remark: 1. The detailed Radiated test modes are shown in Appendix B. 2. For radiation spurious emission, the modulation and the data rate picked for testing are determined by the Max. RF conducted power.

2.3 Connection Diagram of Test System

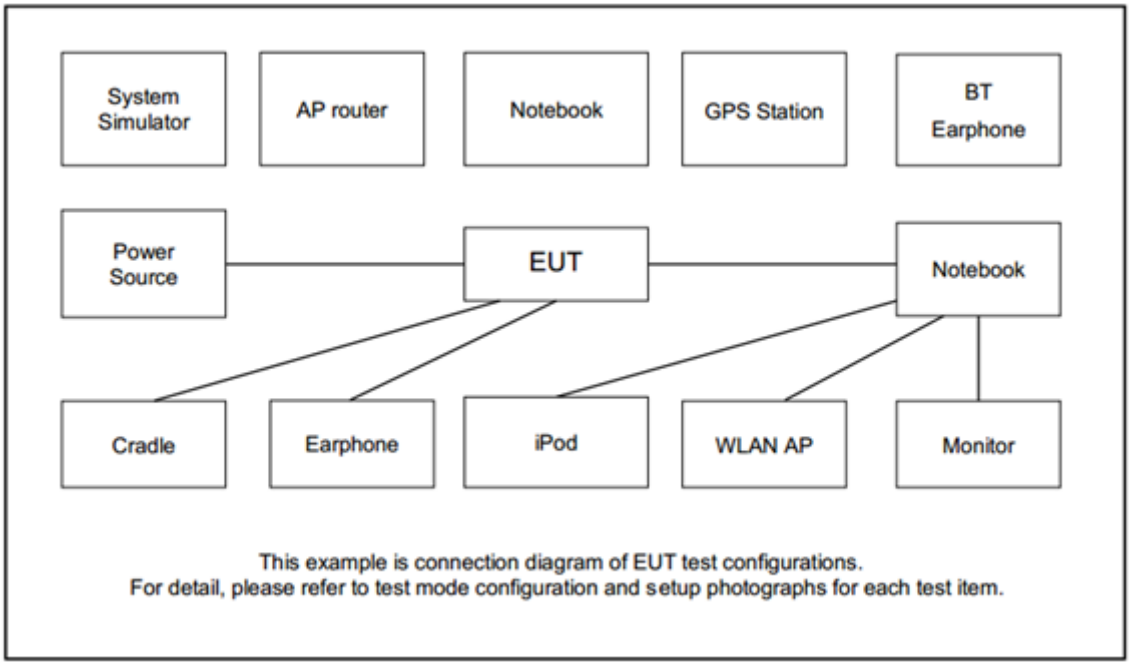

2.4 EUT Operation Test Setup

The RF test items, utility "Access Manual Tool3.3.0.9" was installed in Notebook which was programmed in order to make the EUT get into the engineering modes to provide channel selection, power level, data rate and the application type and for continuous transmitting signals.

2.5 Measurement Results Explanation Example

For all conducted test items:

The offset level is set in the spectrum analyzer to compensate the RF cable loss and attenuator factor between EUT conducted output port and spectrum analyzer. With the offset compensation, the spectrum analyzer reading level is exactly the EUT RF output level.

Example :

The spectrum analyzer offset is derived from RF cable loss and attenuator factor.

Offset = RF cable loss + attenuator factor.

Following shows an offset computation example with cable loss 4.2 dB and 10 dB attenuator.

Offset(dB) = RF cable loss(dB) + attenuator factor(dB).

= 4.2 + 10 = 14.2 (dB)

3 Test Result

3.1 6dB & 26dB & 99% Occupied Bandwidth Measurement

3.1.1 Description of 6dB and 26dB and 99% Occupied Bandwidth

The 6 dB bandwidth shall be at least 500kHz for 5725-5850MHz.

There is no restriction limits for 26dB and 99% Occupied bandwidth.

For Straddle Channel, according to KDB 789033 D02 General UNII Test Procedures New Rules **v02r01**, if the power and PSD of the devices are uniform and comply with the lower limits specified for the U-NII-2 bands, a single measurement over the entire emission bandwidth can be performed to show compliance.

3.1.2 Measuring Instruments

Please refer to the measuring equipment list in this test report.

3.1.3 Test Procedures

1. The testing follows FCC KDB 789033 D02 General UNII Test Procedures New Rules v02r01. Section C) Emission bandwidth
2. Set RBW = approximately 1% of the emission bandwidth.
3. Set the VBW > RBW.
4. Detector = Peak.
5. Trace mode = max hold
6. Measure the maximum width of the emission that is 26 dB down from the peak of the emission. Compare this with the RBW setting of the analyzer. Readjust RBW and repeat measurement as needed until the RBW/EBW ratio is approximately 1%.
7. For 99% Bandwidth Measurement, the spectrum analyzer's resolution bandwidth (RBW) is set 1-5% of the emission bandwidth and set the Video bandwidth (VBW) ≥ 3 * RBW.
8. Measure and record the results in the test report.
9. For 6dB Bandwidth Measurement
   (1) The testing follows FCC KDB 789033 D02 General UNII Test Procedures New Rules v02r01.
   (2) Section C) Emission bandwidth for the band 5.725-5.85 GHz
   (3) Set RBW = 100 kHz.
   (4) Set the VBW ≥ 3 x RBW.
   (5) Detector = Peak.
   (6) Trace mode = max hold
   (7) Measure the maximum width of the emission that is 6 dB down from the peak of the emission.
   (8) Measure and record the results in the test report.

3.1.4 Test Setup

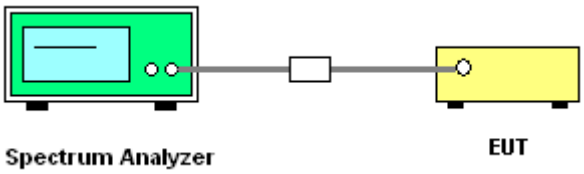

3.1.5 Test Result of 6dB and 26dB and 99% Occupied Bandwidth

Please refer to Appendix A.

3.2 Antenna Requirements

3.2.1 Standard Applicable

An intentional radiator shall be designed to ensure that no antenna other than that furnished by the responsible party shall be used with the device. The use of a permanently attached antenna or of an antenna that uses a unique coupling to the intentional radiator shall be considered sufficient to comply with the provisions of this section. The manufacturer may design the unit so that a broken antenna can be replaced by the user, but the use of a standard antenna jack or electrical connector is prohibited. This requirement does not apply to carrier current devices or to devices operated under the provisions of §15.211, 15.213, 15.217, 15.219, 15.221, or § 15.236. Further, this requirement does not apply to intentional radiators that must be professionally installed, such as perimeter protection systems and some field disturbance sensors, or to other intentional radiators which, in accordance with § 15.31(d), must be measured at the installation site. However, the installer shall be responsible for ensuring that the proper antenna is employed so that the limits in this part are not exceeded.

3.2.2 Antenna Anti-Replacement Construction

Antenna permanently attached.

4 List of Measuring Equipment

Instrument	Brand Name	Model No.	Serial No.	Characteristics	Calibration Date	Test Date	Due Date	Remark
Horn Antenna	SCHWARZBECK	BBHA 9120 D	9120D-02294	1GHz~18GHz	Jun. 06, 2025	Sep. 30, 2025	Jun. 05, 2026	Radiation (03CH15-HY)
Preamplifier	EM Electronics	EM01G18G	060802	1GHz~18GHz	Feb. 14, 2025	Sep. 30, 2025	Feb. 13, 2026	Radiation (03CH15-HY)
Spectrum Analyzer	Keysight	N9010B	MY60241058	10Hz~44Gz	Jul. 15, 2025	Sep. 30, 2025	Jul. 14, 2026	Radiation (03CH15-HY)
Antenna Mast	ChainTek	MBS-520-1	N/A	1m~4m	N/A	Sep. 30, 2025	N/A	Radiation (03CH15-HY)
Turn Table	ChainTek	T-200-S-1	N/A	0~360 Degree	N/A	Sep. 30, 2025	N/A	Radiation (03CH15-HY)
Software	Audix	E3_V9_230621	RK-002394	N/A	N/A	Sep. 30, 2025	N/A	Radiation (03CH15-HY)
RF Cable	HUBER + SUHNER	SUCOFLEX 104, 102E	MY582185/4,519228/2,803950/2	N/A	Jun. 03, 2025	Sep. 30, 2025	Jun. 02, 2026	Radiation (03CH15-HY)
RF Cable	HUBER + SUHNER	SUCOFLEX 102	804011/2,804012/2	18-40G	Dec. 31, 2024	Sep. 30, 2025	Dec. 30, 2025	Radiation (03CH15-HY)
Hygrometer	TECPEL	DTM-302	SN2	N/A	Aug. 26, 2025	Sep. 30, 2025	Aug. 25, 2026	Radiation (03CH15-HY)
Filter	wright	WHKX8-5872.5-6750-18000-40ST	SN6	6.75GHz High Pass Filter	Jun. 03, 2025	Sep. 30, 2025	Jun. 02, 2026	Radiation (03CH15-HY)
Hygrometer	TECPEL	DTM-303A	TP201996	N/A	Nov. 01, 2024	Sep. 01, 2025 Sep. 02, 2025	Oct. 31, 2025	Conducted (TH05-HY)
Power Sensor	DARE	RPR3006W	13I00030SNO31 (NO:182)	9kHz~6GHz	Jan. 09, 2025	Sep. 01, 2025 Sep. 02, 2025	Jan. 08, 2026	Conducted (TH05-HY)
Signal Analyzer	Rohde & Schwarz	FSV3044	101467	10HZ~44GHZ	Jan. 14, 2025	Sep. 01, 2025 Sep. 02, 2025	Jan. 13, 2026	Conducted (TH05-HY)
Switch Control Mainframe	E-Instument	ETF-1405-0	EC1900157 (BOX6)	N/A	Feb. 10, 2025	Sep. 01, 2025 Sep. 02, 2025	Feb. 09, 2026	Conducted (TH05-HY)
Software	Sporton	BTWIFI_Final_version_240513	N/A	Conducted Other Test Item	N/A	Sep. 01, 2025 Sep. 02, 2025	N/A	Conducted (TH05-HY)
Hygrometer	TECPEL	DTM-303A	TP201996	N/A	Nov. 01, 2024	Sep. 01, 2025 Sep. 03, 2025	Oct. 31, 2025	Conducted (TH05-HY)
Power Sensor	DARE	RPR3006W	13I00030SNO31 (NO:182)	9kHz~6GHz	Jan. 09, 2025	Sep. 01, 2025 Sep. 03, 2025	Jan. 08, 2026	Conducted (TH05-HY)
Signal Analyzer	Rohde & Schwarz	FSV3044	101467	10HZ~44GHZ	Jan. 14, 2025	Sep. 01, 2025 Sep. 03, 2025	Jan. 13, 2026	Conducted (TH05-HY)
Switch Control Mainframe	E-Instument	ETF-1405-0	EC1900157 (BOX6)	N/A	Feb. 10, 2025	Sep. 01, 2025 Sep. 03, 2025	Feb. 09, 2026	Conducted (TH05-HY)
Software	Sporton	BTWIFI_Final_version_240513	N/A	Conducted Other Test Item	N/A	Sep. 01, 2025 Sep. 03, 2025	N/A	Conducted (TH05-HY)

5 Measurement Uncertainty

Uncertainty of Radiated Emission Measurement (1000 MHz ~ 6000 MHz)

Measuring Uncertainty for a Level of Confidence of 95% (U = 2Uc(y))	**4.4 dB**

Uncertainty of Radiated Emission Measurement (6000 MHz ~ 18000 MHz)

Measuring Uncertainty for a Level of Confidence of 95% (U = 2Uc(y))	**5.4 dB**

Appendix A. Test Result of Conducted Test Items

Test Engineer	Eason Huang	Temperature	21~25	°C
Test Date	2025/09/01~09/02	Relative Humidity	51~54	%

<NSS1, Band 1-3>

TEST RESULTS DATA
Average Power Table

FCC Band I MIMO 4Tx Mode Ant 5 + 6 + 7 + 8													
Mod.	Data Rate	NTX	CH.	Freq. (MHz)	RU Config.	Average Conducted Power (dBm)					FCC Power Limit (dBm)	DG (dBi)	Pass /Fail
						Ant 5	Ant 6	Ant 7	Ant 8	SUM	Ant 5 + 6 + 7 + 8	Ant 5 + 6 + 7 + 8	
EHT80	MCS0	4	42	5210	Puncture20_1	16.40	17.10	15.80	16.50	22.50	30.00	4.69	Pass
EHT80	MCS0	4	42	5210	Puncture20_2	16.50	16.80	15.60	16.60	22.42	30.00	4.69	Pass
EHT80	MCS0	4	42	5210	Puncture20_4	16.70	16.50	15.40	16.30	22.27	30.00	4.69	Pass
EHT160	MCS0	4	50	5250	Puncture20_1	16.40	16.60	16.20	16.40	22.42	30.00	4.69	Pass
EHT160	MCS0	4	50	5250	Puncture20_4	16.50	16.60	16.10	16.40	22.42	30.00	4.69	Pass
EHT160	MCS0	4	50	5250	Puncture20_8	16.50	16.50	16.20	16.40	22.42	30.00	4.69	Pass
EHT160	MCS0	4	50	5250	Puncture40_1	16.10	16.30	15.60	16.20	22.08	30.00	4.69	Pass
EHT160	MCS0	4	50	5250	Puncture40_2	16.10	16.40	15.60	16.20	22.11	30.00	4.69	Pass
EHT160	MCS0	4	50	5250	Puncture40_4	16.50	16.30	15.60	16.10	22.16	30.00	4.69	Pass

TEST RESULTS DATA
Power Spectral Density

FCC Band I MIMO 4Tx Mode Ant 5 + 6 + 7 + 8													
Mod.	Data Rate	NTx	CH.	Freq. (MHz)	RU Config.	Duty Factor(dBm)				Average Power Density (dBm/MHz)	Average PSD Limit (dBm/MHz)	DG (dBi)	Pass /Fail
						Ant 5	Ant 6	Ant 7	Ant 8	Ant 5 + 6 + 7 + 8	Ant 5 + 6 + 7 + 8	Ant 5 + 6 + 7 + 8	
EHT80	MCS0	4	42	5210	Puncture20_1	0.27	0.27	0.27	0.27	4.94	17.00	6.00	Pass
EHT80	MCS0	4	42	5210	Puncture20_2	0.27	0.27	0.27	0.27	5.05	17.00	6.00	Pass
EHT80	MCS0	4	42	5210	Puncture20_4	0.27	0.27	0.27	0.27	4.93	17.00	6.00	Pass
EHT160	MCS0	4	50	5250	Puncture20_1	0.55	0.55	0.55	0.55	1.63	17.00	6.00	Pass
EHT160	MCS0	4	50	5250	Puncture20_4	0.55	0.55	0.55	0.55	1.90	17.00	6.00	Pass
EHT160	MCS0	4	50	5250	Puncture20_8	0.55	0.55	0.55	0.55	1.75	17.00	6.00	Pass
EHT160	MCS0	4	50	5250	Puncture40_1	0.48	0.48	0.48	0.48	1.71	17.00	6.00	Pass
EHT160	MCS0	4	50	5250	Puncture40_2	0.48	0.48	0.48	0.48	1.90	17.00	6.00	Pass
EHT160	MCS0	4	50	5250	Puncture40_4	0.48	0.48	0.48	0.48	1.76	17.00	6.00	Pass

TEST RESULTS DATA
Average Power Table

FCC Band II MIMO 4Tx Mode Ant 5 + 6 + 7 + 8															
Mod.	Data Rate	NTX	CH.	Freq. (MHz)	RU Config.	Average Conducted Power (dBm)					FCC Power Limit (dBm)	DG (dBi)	EIRP Power (dBm)	FCC EIRP Power Limit (dBm)	Pass /Fail
						Ant 5	Ant 6	Ant 7	Ant 8	SUM	Ant 5 + 6 + 7 + 8	Ant 5 + 6 + 7 + 8	Ant 5 + 6 + 7 + 8		
EHT80	MCS0	4	58	5290	Puncture20_1	17.10	17.70	16.90	17.10	23.23	23.98	4.66	27.89	30.00	Pass
EHT80	MCS0	4	58	5290	Puncture20_2	17.00	17.60	16.70	17.10	23.13	23.98	4.66	27.79	30.00	Pass
EHT80	MCS0	4	58	5290	Puncture20_4	17.10	17.50	16.80	17.20	23.18	23.98	4.66	27.84	30.00	Pass

TEST RESULTS DATA
Power Spectral Density

Band II MIMO 4Tx Mode Ant 5 + 6 + 7 + 8													
Mod.	Data Rate	N_{TX}	CH.	Freq. (MHz)	RU Config.	Duty Factor(dBm)				Average Power Density (dBm/MHz)	PSD Limit (dBm/MHz)	DG (dBi)	Pass /Fail
						Ant 5	Ant 6	Ant 7	Ant 8	Ant 5 + 6 + 7 + 8	Ant 5 + 6 + 7 + 8	Ant 5 + 6 + 7 + 8	
EHT80	MCS0	4	58	5290	Puncture20_1	0.27	0.27	0.27	0.27	5.67	11.00	5.97	Pass
EHT80	MCS0	4	58	5290	Puncture20_2	0.27	0.27	0.27	0.27	5.71	11.00	5.97	Pass
EHT80	MCS0	4	58	5290	Puncture20_4	0.27	0.27	0.27	0.27	5.71	11.00	5.97	Pass

TEST RESULTS DATA
Average Power Table

FCC Band III MIMO 4Tx Mode Ant 5 + 6 + 7 + 8															
Mod.	Data Rate	NTx	CH.	Freq. (MHz)	RU Config.	Average Conducted Power (dB)					FCC Power Limit (dBm)	DG (dBi)	FCC EIRP Power (dBm)	FCC EIRP Power Limit (dBm)	Pass /Fail
						Ant 5	Ant 6	Ant 7	Ant 8	SUM	Ant 5 + 6 + 7 + 8	Ant 5 + 6 + 7 + 8	Ant 5 + 6 + 7 + 8		
EHT80	MCS0	4	106	5530	Puncture20_1	16.70	17.80	16.80	17.00	23.12	23.98	5.45	28.57	30.00	Pass
EHT80	MCS0	4	106	5530	Puncture20_2	16.60	17.60	16.90	16.90	23.04	23.98	5.45	28.49	30.00	Pass
EHT80	MCS0	4	106	5530	Puncture20_4	16.80	17.70	17.00	17.00	23.16	23.98	5.45	28.61	30.00	Pass
EHT80	MCS0	4	122	5610	Puncture20_1	17.30	18.10	16.20	17.60	23.37	23.98	5.45	28.82	30.00	Pass
EHT80	MCS0	4	122	5610	Puncture20_2	17.30	18.00	16.20	17.40	23.29	23.98	5.45	28.74	30.00	Pass
EHT80	MCS0	4	122	5610	Puncture20_4	18.10	18.20	16.50	17.90	23.75	23.98	5.45	29.20	30.00	Pass
EHT160	MCS0	4	114	5570	Puncture20_1	17.80	18.10	17.40	17.80	23.80	23.98	5.45	29.25	30.00	Pass
EHT160	MCS0	4	114	5570	Puncture20_4	17.80	18.30	17.40	17.80	23.86	23.98	5.45	29.31	30.00	Pass
EHT160	MCS0	4	114	5570	Puncture20_8	17.80	18.40	17.60	17.40	23.93	23.98	5.45	29.38	30.00	Pass
EHT160	MCS0	4	114	5570	Puncture40_1	17.40	17.80	16.80	17.80	23.49	23.98	5.45	28.94	30.00	Pass
EHT160	MCS0	4	114	5570	Puncture40_2	17.20	17.70	16.40	17.40	23.22	23.98	5.45	28.67	30.00	Pass
EHT160	MCS0	4	114	5570	Puncture40_4	17.80	18.10	16.80	17.40	23.57	23.98	5.45	29.02	30.00	Pass

FCC Band III MIMO 4Tx Mode Ant 5 + 6 + 7 + 8															
Mod.	Data Rate	NTx	CH.	Freq. (MHz)	RU Config.	Average Conducted Power (dB)					FCC Power Limit (dBm)	DG (dBi)	FCC EIRP Power (dBm)	FCC EIRP Power Limit (dBm)	Pass /Fail
						Ant 5	Ant 6	Ant 7	Ant 8	SUM	Ant 5 + 6 + 7 + 8	Ant 5 + 6 + 7 + 8	Ant 5 + 6 + 7 + 8		
EHT80	MCS0	4	138	5690	Puncture20_1	17.20	18.40	16.90	17.50	23.56	23.98	5.45	29.01	30.00	Pass
EHT80	MCS0	4	138	5690	Puncture20_2	16.90	18.00	16.50	17.10	23.18	23.98	5.45	28.63	30.00	Pass
EHT80	MCS0	4	138	5690	Puncture20_4	17.30	18.10	16.60	17.60	23.45	23.98	5.45	28.90	30.00	Pass

TEST RESULTS DATA
Power Spectral Density

FCC Band III MIMO 4Tx Mode Ant 5 + 6 + 7 + 8													
Mod.	Data Rate	NTx	CH.	Freq. (MHz)	RU Config.	Duty Factor(dBm)				Average Power Density (dBm/MHz)	PSD Limit (dBm/MHz)	DG (dBi)	Pass /Fail
						Ant 5	Ant 6	Ant 7	Ant 8	Ant 5 + 6 + 7 + 8	Ant 5 + 6 + 7 + 8	Ant 5 + 6 + 7 + 8	
EHT80	MCS0	4	106	5530	Puncture20_1	0.27	0.27	0.27	0.27	5.54	10.63	6.37	Pass
EHT80	MCS0	4	106	5530	Puncture20_2	0.27	0.27	0.27	0.27	5.60	10.63	6.37	Pass
EHT80	MCS0	4	106	5530	Puncture20_4	0.27	0.27	0.27	0.27	5.49	10.63	6.37	Pass
EHT80	MCS0	4	122	5610	Puncture20_1	0.27	0.27	0.27	0.27	5.57	10.52	6.48	Pass
EHT80	MCS0	4	122	5610	Puncture20_2	0.27	0.27	0.27	0.27	5.43	10.52	6.48	Pass
EHT80	MCS0	4	122	5610	Puncture20_4	0.27	0.27	0.27	0.27	5.65	10.52	6.48	Pass
EHT160	MCS0	4	114	5570	Puncture20_1	0.55	0.55	0.55	0.55	2.70	10.52	6.48	Pass
EHT160	MCS0	4	114	5570	Puncture20_4	0.55	0.55	0.55	0.55	2.81	10.52	6.48	Pass
EHT160	MCS0	4	114	5570	Puncture20_8	0.55	0.55	0.55	0.55	2.76	10.52	6.48	Pass
EHT160	MCS0	4	114	5570	Puncture40_1	0.48	0.48	0.48	0.48	2.86	10.52	6.48	Pass
EHT160	MCS0	4	114	5570	Puncture40_2	0.48	0.48	0.48	0.48	2.78	10.52	6.48	Pass
EHT160	MCS0	4	114	5570	Puncture40_4	0.48	0.48	0.48	0.48	2.74	10.52	6.48	Pass

FCC Band III Straddle Channel MIMO 4Tx Mode Ant 5 + 6 + 7 + 8													
Mod.	Data Rate	NTx	CH.	Freq. (MHz)	RU Config.	Duty Factor(dBm)				Average Power Density (dBm/MHz)	PSD Limit (dBm/MHz)	DG (dBi)	Pass /Fail
						Ant 5	Ant 6	Ant 7	Ant 8	Ant 5 + 6 + 7 + 8	Ant 5 + 6 + 7 + 8	Ant 5 + 6 + 7 + 8	
EHT80	MCS0	4	138	5690	Puncture20_1	0.27	0.27	0.27	0.27	5.55	10.89	6.11	Pass
EHT80	MCS0	4	138	5690	Puncture20_2	0.27	0.27	0.27	0.27	5.26	10.89	6.11	Pass
EHT80	MCS0	4	138	5690	Puncture20_4	0.27	0.27	0.27	0.27	5.44	10.89	6.11	Pass

<NSS1, Band 4>

TEST RESULTS DATA
Average Power Table

Band IV MIMO 4Tx Mode Ant 5 + 6 + 7 + 8													
Mod.	Data Rate	NTx	CH.	Freq. (MHz)	RU Config.	Average Conducted Power (dBm)					FCC Conducted Power Limit (dBm)	DG (dBi)	Pass/ Fail
						Ant 5	Ant 6	Ant 7	Ant 8	SUM	Ant 5 + 6 + 7 + 8	Ant 5 + 6 + 7 + 8	
EHT80	MCS0	4	155	5775	Puncture20_1	23.20	23.70	22.50	23.70	29.32	30.00	5.19	Pass
EHT80	MCS0	4	155	5775	Puncture20_2	23.00	23.70	22.30	23.20	29.10	30.00	5.19	Pass
EHT80	MCS0	4	155	5775	Puncture20_4	23.40	23.90	22.40	23.20	29.28	30.00	5.19	Pass

TEST RESULTS DATA
Power Spectral Density

Band IV MIMO 4Tx Mode Ant 5 + 6 + 7 + 8																	
Mod.	Data Rate	NTX	CH.	Freq. (MHz)	RU Config.	Duty Factor(dBm)				Average Power Density (dBm/500kHz)					Average PSD Limit (dBm/500kHz)	DG (dBi)	Pass /Fail
						Ant 5	Ant 6	Ant 7	Ant 8	Ant 5	Ant 6	Ant 7	Ant 8	SUM	Ant A + B + C + D	Ant A + B + C + D	
EHT80	MCS0	4	155	5775	Puncture20_1	0.27	0.27	0.27	0.27	2.47	2.98	1.54	2.32	9.00	30.00	5.74	Pass
EHT80	MCS0	4	155	5775	Puncture20_2	0.27	0.27	0.27	0.27	2.34	3.13	1.68	2.21	9.15	30.00	5.74	Pass
EHT80	MCS0	4	155	5775	Puncture20_4	0.27	0.27	0.27	0.27	2.30	3.33	1.60	2.33	9.35	30.00	5.74	Pass

Note: PSD Sum = Max PSD(Ant. 1, Ant. 2) + 10 log (n)

<NSS2, Band 1-3>

TEST RESULTS DATA
Average Power Table

FCC Band I MIMO 4Tx Mode Ant 5 + 6 + 7 + 8													
Mod.	Data Rate	NTX	CH.	Freq. (MHz)	RU Config.	Average Conducted Power (dBm)					FCC Power Limit (dBm)	DG (dBi)	Pass /Fail
						Ant 5	Ant 6	Ant 7	Ant 8	SUM	Ant 5 + 6 + 7 + 8	Ant 5 + 6 + 7 + 8	
EHT80	MCS0	4	42	5210	Puncture20_1	17.10	18.00	16.60	17.40	23.33	30.00	4.69	Pass
EHT80	MCS0	4	42	5210	Puncture20_2	17.00	17.80	16.30	17.20	23.13	30.00	4.69	Pass
EHT80	MCS0	4	42	5210	Puncture20_4	17.30	17.70	16.30	17.40	23.23	30.00	4.69	Pass
EHT160	MCS0	4	50	5250	Puncture20_1	16.40	16.60	16.20	16.40	22.42	30.00	4.69	Pass
EHT160	MCS0	4	50	5250	Puncture20_4	16.50	16.60	16.10	16.40	22.42	30.00	4.69	Pass
EHT160	MCS0	4	50	5250	Puncture20_8	16.50	16.50	16.20	16.40	22.42	30.00	4.69	Pass
EHT160	MCS0	4	50	5250	Puncture40_1	16.10	16.30	15.60	16.20	22.08	30.00	4.69	Pass
EHT160	MCS0	4	50	5250	Puncture40_2	16.10	16.40	15.60	16.20	22.11	30.00	4.69	Pass
EHT160	MCS0	4	50	5250	Puncture40_4	16.50	16.30	15.60	16.10	22.16	30.00	4.69	Pass

TEST RESULTS DATA
Power Spectral Density

FCC Band I MIMO 4Tx Mode Ant 5 + 6 + 7 + 8													
Mod.	Data Rate	N_{TX}	CH.	Freq. (MHz)	RU Config.	Duty Factor(dBm)				Average Power Density (dBm/MHz)	Average PSD Limit (dBm/MHz)	DG (dBi)	Pass /Fail
						Ant 5	Ant 6	Ant 7	Ant 8	Ant 5 + 6 + 7 + 8	Ant 5 + 6 + 7 + 8	Ant 5 + 6 + 7 + 8	
EHT80	MCS0	4	42	5210	Puncture20_1	0.27	0.27	0.27	0.27	5.61	17.00	6.00	Pass
EHT80	MCS0	4	42	5210	Puncture20_2	0.27	0.27	0.27	0.27	5.71	17.00	6.00	Pass
EHT80	MCS0	4	42	5210	Puncture20_4	0.27	0.27	0.27	0.27	5.83	17.00	6.00	Pass
EHT160	MCS0	4	50	5250	Puncture20_1	0.55	0.55	0.55	0.55	1.63	17.00	6.00	Pass
EHT160	MCS0	4	50	5250	Puncture20_4	0.55	0.55	0.55	0.55	1.90	17.00	6.00	Pass
EHT160	MCS0	4	50	5250	Puncture20_8	0.55	0.55	0.55	0.55	1.75	17.00	6.00	Pass
EHT160	MCS0	4	50	5250	Puncture40_1	0.48	0.48	0.48	0.48	1.71	17.00	6.00	Pass
EHT160	MCS0	4	50	5250	Puncture40_2	0.48	0.48	0.48	0.48	1.90	17.00	6.00	Pass
EHT160	MCS0	4	50	5250	Puncture40_4	0.48	0.48	0.48	0.48	1.76	17.00	6.00	Pass

TEST RESULTS DATA
Average Power Table

FCC Band II MIMO 4Tx Mode Ant 5 + 6 + 7 + 8															
Mod.	Data Rate	NTx	CH.	Freq. (MHz)	RU Config.	Average Conducted Power (dBm)					FCC Power Limit (dBm)	DG (dBi)	EIRP Power (dBm)	FCC EIRP Power Limit (dBm)	Pass /Fail
						Ant 5	Ant 6	Ant 7	Ant 8	SUM	Ant 5 + 6 + 7 + 8	Ant 5 + 6 + 7 + 8	Ant 5 + 6 + 7 + 8		
EHT80	MCS0	4	58	5290	Puncture20_1	17.10	17.70	16.90	17.10	23.23	23.98	4.66	27.89	30.00	Pass
EHT80	MCS0	4	58	5290	Puncture20_2	17.00	17.60	16.70	17.10	23.13	23.98	4.66	27.79	30.00	Pass
EHT80	MCS0	4	58	5290	Puncture20_4	17.10	17.50	16.80	17.20	23.18	23.98	4.66	27.84	30.00	Pass

TEST RESULTS DATA
Power Spectral Density

Band II MIMO 4Tx Mode Ant 5 + 6 + 7 + 8													
Mod.	Data Rate	N_{TX}	CH.	Freq. (MHz)	RU Config.	Duty Factor(dBm)				Average Power Density (dBm/MHz)	PSD Limit (dBm/MHz)	DG (dBi)	Pass /Fail
						Ant 5	Ant 6	Ant 7	Ant 8	Ant 5 + 6 + 7 + 8	Ant 5 + 6 + 7 + 8	Ant 5 + 6 + 7 + 8	
EHT80	MCS0	4	58	5290	Puncture20_1	0.27	0.27	0.27	0.27	5.67	11.00	5.97	Pass
EHT80	MCS0	4	58	5290	Puncture20_2	0.27	0.27	0.27	0.27	5.71	11.00	5.97	Pass
EHT80	MCS0	4	58	5290	Puncture20_4	0.27	0.27	0.27	0.27	5.71	11.00	5.97	Pass

TEST RESULTS DATA
Average Power Table

FCC Band III MIMO 4Tx Mode Ant 5 + 6 + 7 + 8															
Mod.	Data Rate	NTx	CH.	Freq. (MHz)	RU Config.	Average Conducted Power (dB)					FCC Power Limit (dBm)	DG (dBi)	FCC EIRP Power (dBm)	FCC EIRP Power Limit (dBm)	Pass /Fail
						Ant 5	Ant 6	Ant 7	Ant 8	SUM	Ant 5 + 6 + 7 + 8	Ant 5 + 6 + 7 + 8	Ant 5 + 6 + 7 + 8		
EHT80	MCS0	4	106	5530	Puncture20_1	16.70	17.80	16.80	17.00	23.12	23.98	5.45	28.57	30.00	Pass
EHT80	MCS0	4	106	5530	Puncture20_2	16.60	17.60	16.90	16.90	23.04	23.98	5.45	28.49	30.00	Pass
EHT80	MCS0	4	106	5530	Puncture20_4	16.80	17.70	17.00	17.00	23.16	23.98	5.45	28.61	30.00	Pass
EHT80	MCS0	4	122	5610	Puncture20_1	17.30	18.10	16.20	17.60	23.37	23.98	5.45	28.82	30.00	Pass
EHT80	MCS0	4	122	5610	Puncture20_2	17.30	18.00	16.20	17.40	23.29	23.98	5.45	28.74	30.00	Pass
EHT80	MCS0	4	122	5610	Puncture20_4	18.10	18.20	16.50	17.90	23.75	23.98	5.45	29.20	30.00	Pass
EHT160	MCS0	4	114	5570	Puncture20_1	17.80	18.10	17.40	17.80	23.80	23.98	5.45	29.25	30.00	Pass
EHT160	MCS0	4	114	5570	Puncture20_4	17.80	18.30	17.40	17.80	23.86	23.98	5.45	29.31	30.00	Pass
EHT160	MCS0	4	114	5570	Puncture20_8	17.80	18.40	17.60	17.40	23.93	23.98	5.45	29.38	30.00	Pass
EHT160	MCS0	4	114	5570	Puncture40_1	17.40	17.80	16.80	17.80	23.49	23.98	5.45	28.94	30.00	Pass
EHT160	MCS0	4	114	5570	Puncture40_2	17.20	17.70	16.40	17.40	23.22	23.98	5.45	28.67	30.00	Pass
EHT160	MCS0	4	114	5570	Puncture40_4	17.80	18.10	16.80	17.40	23.57	23.98	5.45	29.02	30.00	Pass

FCC Band III MIMO 4Tx Mode Ant 5 + 6 + 7 + 8															
Mod.	Data Rate	NTx	CH.	Freq. (MHz)	RU Config.	Average Conducted Power (dB)					FCC Power Limit (dBm)	DG (dBi)	FCC EIRP Power (dBm)	FCC EIRP Power Limit (dBm)	Pass /Fail
						Ant 5	Ant 6	Ant 7	Ant 8	SUM	Ant 5 + 6 + 7 + 8	Ant 5 + 6 + 7 + 8	Ant 5 + 6 + 7 + 8		
EHT80	MCS0	4	138	5690	Puncture20_1	17.20	18.40	16.90	17.50	23.56	23.98	5.45	29.01	30.00	Pass
EHT80	MCS0	4	138	5690	Puncture20_2	16.90	18.00	16.50	17.10	23.18	23.98	5.45	28.63	30.00	Pass
EHT80	MCS0	4	138	5690	Puncture20_4	17.30	18.10	16.60	17.60	23.45	23.98	5.45	28.90	30.00	Pass

TEST RESULTS DATA
Power Spectral Density

FCC Band III MIMO 4Tx Mode Ant 5 + 6 + 7 + 8													
Mod.	Data Rate	NTx	CH.	Freq. (MHz)	RU Config.	Duty Factor(dBm)				Average Power Density (dBm/MHz)	PSD Limit (dBm/MHz)	DG (dBi)	Pass /Fail
						Ant 5	Ant 6	Ant 7	Ant 8	Ant 5 + 6 + 7 + 8	Ant 5 + 6 + 7 + 8	Ant 5 + 6 + 7 + 8	
EHT80	MCS0	4	106	5530	Puncture20_1	0.27	0.27	0.27	0.27	5.54	10.63	6.37	Pass
EHT80	MCS0	4	106	5530	Puncture20_2	0.27	0.27	0.27	0.27	5.60	10.63	6.37	Pass
EHT80	MCS0	4	106	5530	Puncture20_4	0.27	0.27	0.27	0.27	5.49	10.63	6.37	Pass
EHT80	MCS0	4	122	5610	Puncture20_1	0.27	0.27	0.27	0.27	5.57	10.52	6.48	Pass
EHT80	MCS0	4	122	5610	Puncture20_2	0.27	0.27	0.27	0.27	5.43	10.52	6.48	Pass
EHT80	MCS0	4	122	5610	Puncture20_4	0.27	0.27	0.27	0.27	5.65	10.52	6.48	Pass
EHT160	MCS0	4	114	5570	Puncture20_1	0.55	0.55	0.55	0.55	2.70	10.52	6.48	Pass
EHT160	MCS0	4	114	5570	Puncture20_4	0.55	0.55	0.55	0.55	2.81	10.52	6.48	Pass
EHT160	MCS0	4	114	5570	Puncture20_8	0.55	0.55	0.55	0.55	2.76	10.52	6.48	Pass
EHT160	MCS0	4	114	5570	Puncture40_1	0.48	0.48	0.48	0.48	2.86	10.52	6.48	Pass
EHT160	MCS0	4	114	5570	Puncture40_2	0.48	0.48	0.48	0.48	2.78	10.52	6.48	Pass
EHT160	MCS0	4	114	5570	Puncture40_4	0.48	0.48	0.48	0.48	2.74	10.52	6.48	Pass

FCC Band III Straddle Channel MIMO 4Tx Mode Ant 5 + 6 + 7 + 8													
Mod.	Data Rate	NTx	CH.	Freq. (MHz)	RU Config.	Duty Factor(dBm)				Average Power Density (dBm/MHz)	PSD Limit (dBm/MHz)	DG (dBi)	Pass /Fail
						Ant 5	Ant 6	Ant 7	Ant 8	Ant 5 + 6 + 7 + 8	Ant 5 + 6 + 7 + 8	Ant 5 + 6 + 7 + 8	
EHT80	MCS0	4	138	5690	Puncture20_1	0.27	0.27	0.27	0.27	5.55	10.89	6.11	Pass
EHT80	MCS0	4	138	5690	Puncture20_2	0.27	0.27	0.27	0.27	5.26	10.89	6.11	Pass
EHT80	MCS0	4	138	5690	Puncture20_4	0.27	0.27	0.27	0.27	5.44	10.89	6.11	Pass

<NSS2, Band 4>

TEST RESULTS DATA
Average Power Table

Band IV MIMO 4Tx Mode Ant 5 + 6 + 7 + 8													
Mod.	Data Rate	N_{TX}	CH.	Freq. (MHz)	RU Config.	Average Conducted Power (dBm)					FCC Conducted Power Limit (dBm)	DG (dBi)	Pass/ Fail
						Ant 5	Ant 6	Ant 7	Ant 8	SUM	Ant 5 + 6 + 7 + 8	Ant 5 + 6 + 7 + 8	
EHT80	MCS0	4	155	5775	Puncture20_1	23.20	23.70	22.50	23.70	29.32	30.00	5.19	Pass
EHT80	MCS0	4	155	5775	Puncture20_2	23.00	23.70	22.30	23.20	29.10	30.00	5.19	Pass
EHT80	MCS0	4	155	5775	Puncture20_4	23.40	23.90	22.40	23.20	29.28	30.00	5.19	Pass

TEST RESULTS DATA
Power Spectral Density

Band IV MIMO 4Tx Mode Ant 5 + 6 + 7 + 8																	
Mod.	Data Rate	NTX	CH.	Freq. (MHz)	RU Config.	Duty Factor(dBm)				Average Power Density (dBm/500kHz)					Average PSD Limit (dBm/500kHz)	DG (dBi)	Pass /Fail
						Ant 5	Ant 6	Ant 7	Ant 8	Ant 5	Ant 6	Ant 7	Ant 8	SUM	Ant A + B + C + D	Ant A + B + C + D	
EHT80	MCS0	4	155	5775	Puncture20_1	0.27	0.27	0.27	0.27	2.47	2.98	1.54	2.32	9.00	30.00	5.74	Pass
EHT80	MCS0	4	155	5775	Puncture20_2	0.27	0.27	0.27	0.27	2.34	3.13	1.68	2.21	9.15	30.00	5.74	Pass
EHT80	MCS0	4	155	5775	Puncture20_4	0.27	0.27	0.27	0.27	2.30	3.33	1.60	2.33	9.35	30.00	5.74	Pass

Note: PSD Sum = Max PSD(Ant. 1, Ant. 2) + 10 log (n)

<NSS1>

Test Result of Power Spectral Density

<Band 1-3>

<802.11be EHT80>

Maximum Power Density Plot (dBm/MHz)

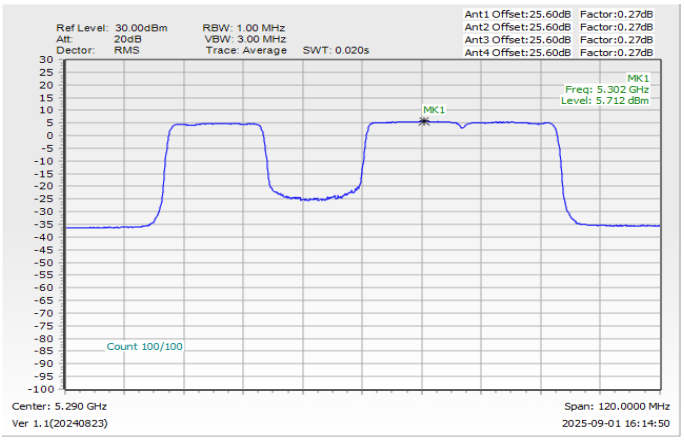

Remark: The test plot is showing a bin by bin combined result mathematically adds two traces.

Maximum Power Density Plot Trace 1 (Ant 5)	Maximum Power Density Plot Trace 2 (Ant 6)
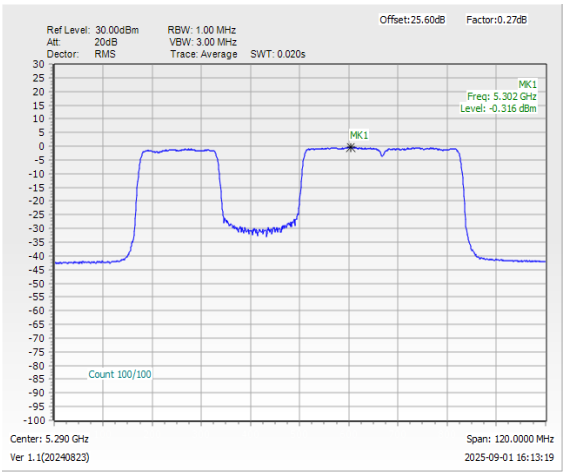	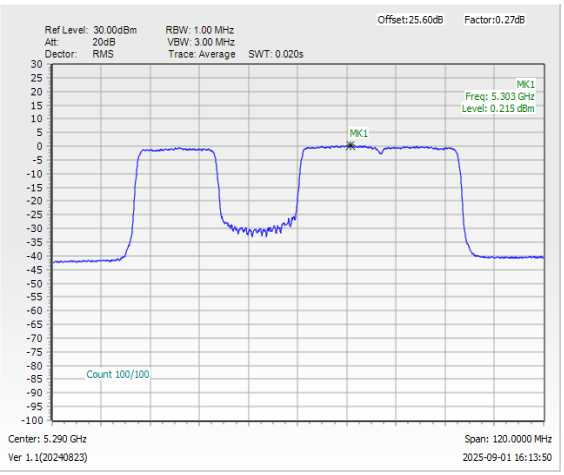
Maximum Power Density Plot Trace 3 (Ant 7)	**Maximum Power Density Plot Trace 4 (Ant 8)**
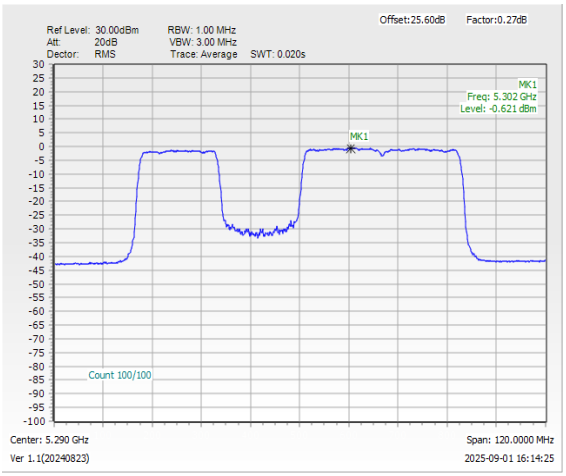	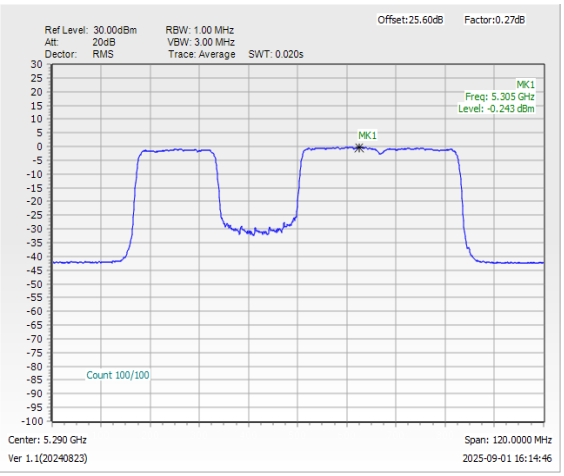

<802.11be EHT160>

Maximum Power Density Plot (dBm/MHz)

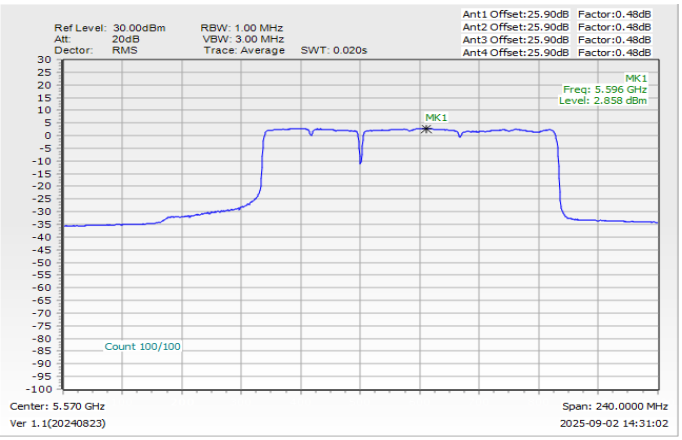

Remark: The test plot is showing a bin by bin combined result mathematically adds two traces.

Maximum Power Density Plot Trace 1 (Ant 5)

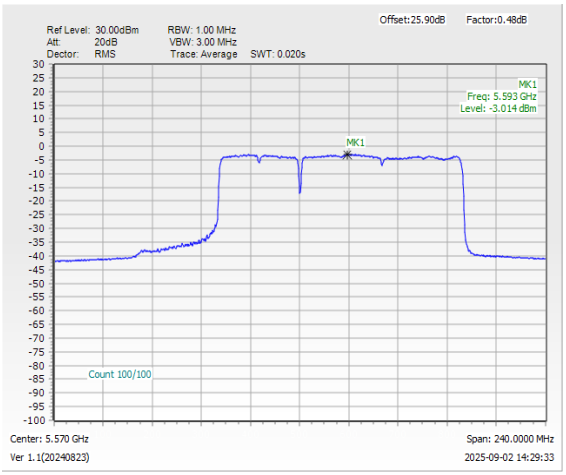

Maximum Power Density Plot Trace 2 (Ant 6)

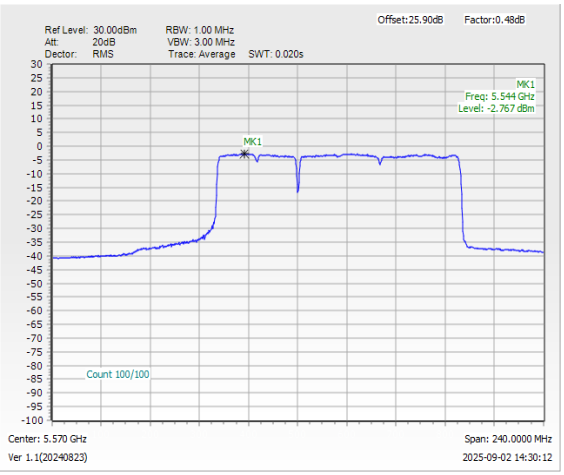

Maximum Power Density Plot Trace 3 (Ant 7)

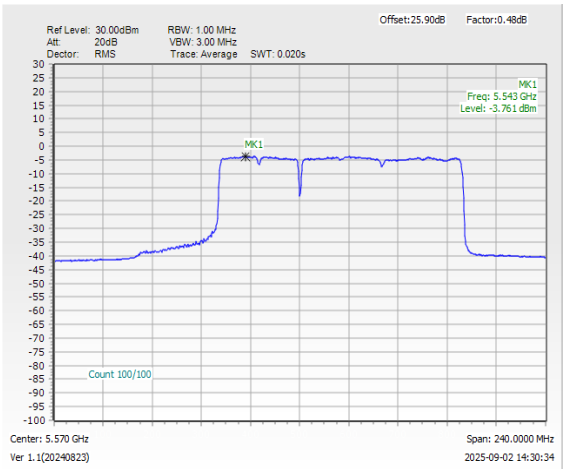

Maximum Power Density Plot Trace 4 (Ant 8)

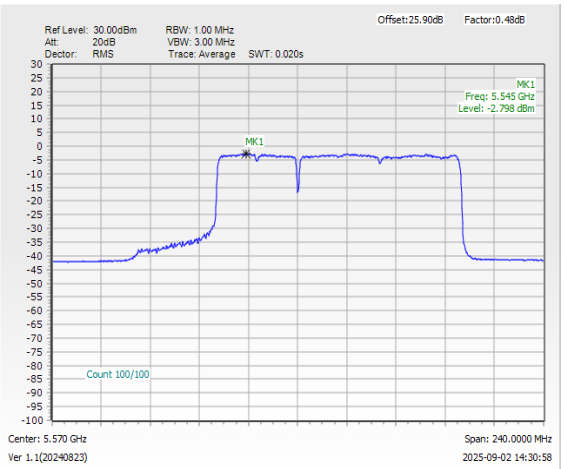

<Band 4>

<802.11be EHT80>

Maximum Power Density Plot (dBm/300kHz)	
MIMO Ant. 5	**MIMO Ant. 6**
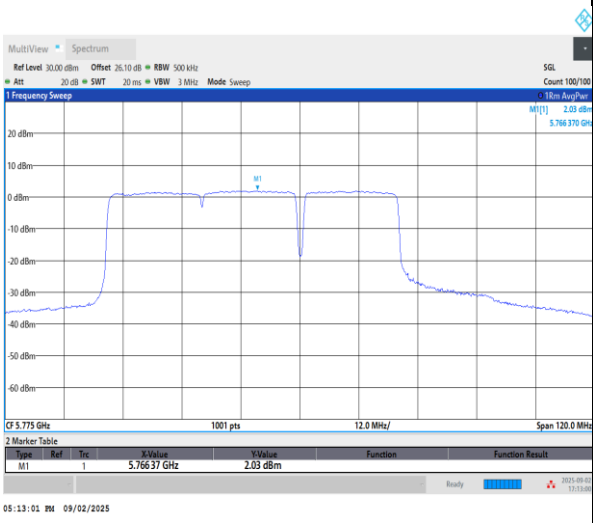	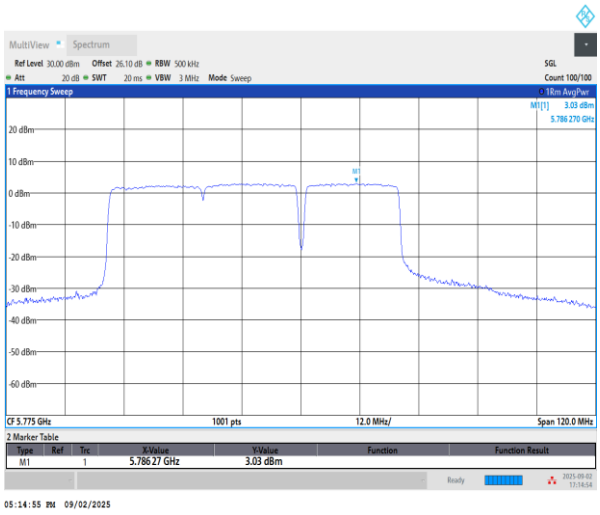
MIMO Ant. 7	**MIMO Ant. 8**
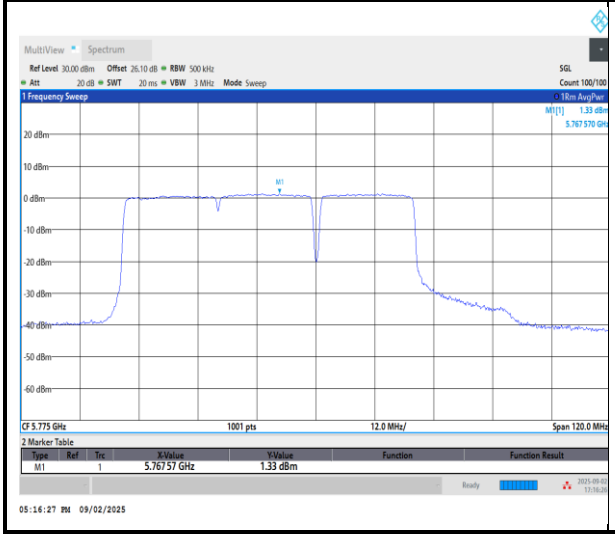	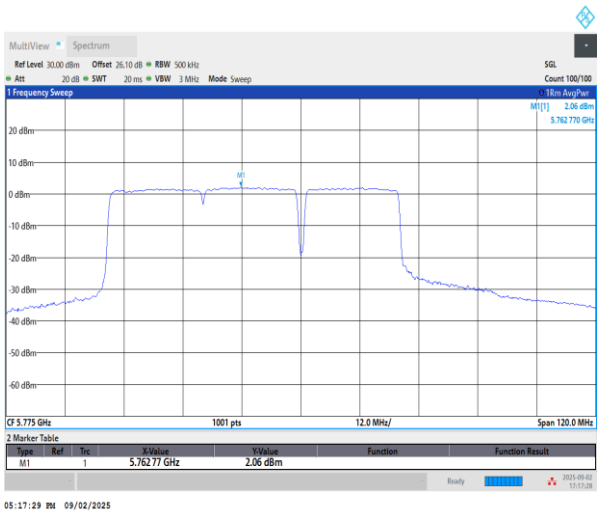

<NSS2>

Test Result of Power Spectral Density

<Band 1-3>

<802.11be EHT80>

Maximum Power Density Plot (dBm/MHz)

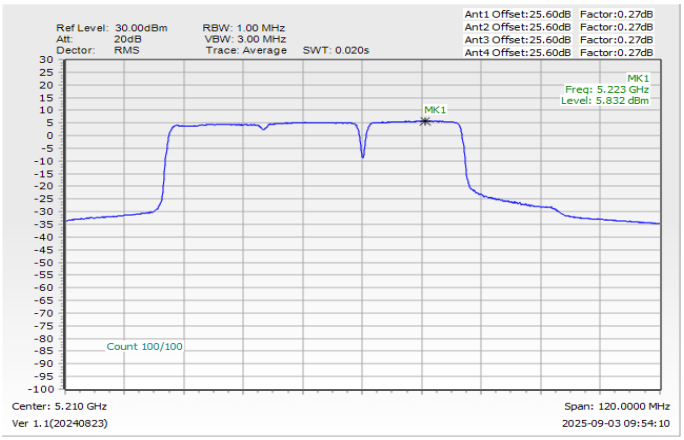

Remark: The test plot is showing a bin by bin combined result mathematically adds two traces.

Maximum Power Density Plot Trace 1 (Ant 5)	Maximum Power Density Plot Trace 2 (Ant 6)
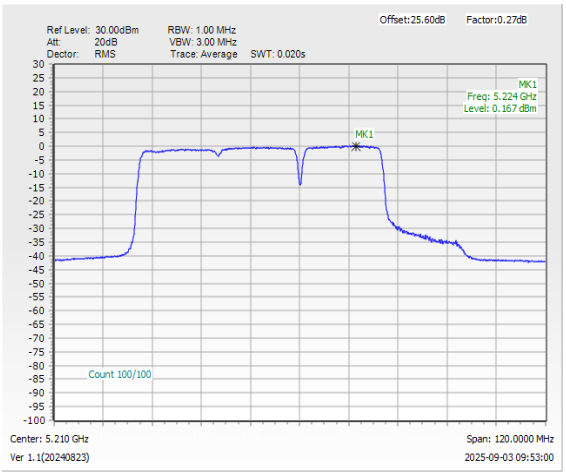	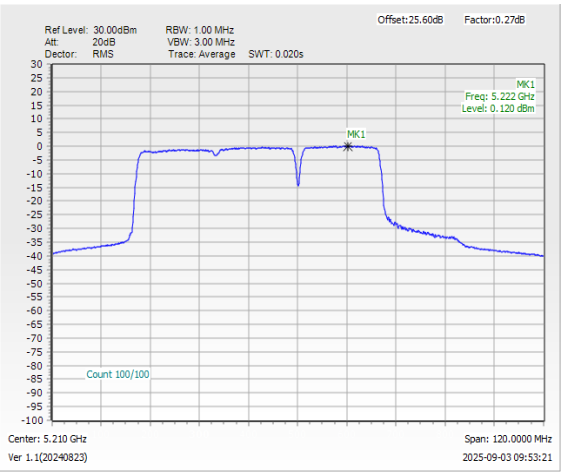
Maximum Power Density Plot Trace 3 (Ant 7)	**Maximum Power Density Plot Trace 4 (Ant 8)**
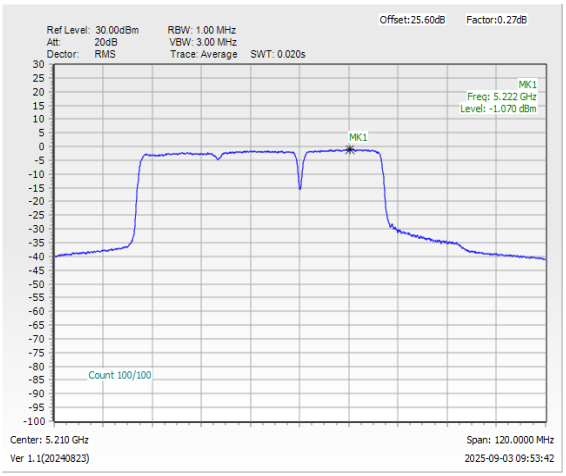	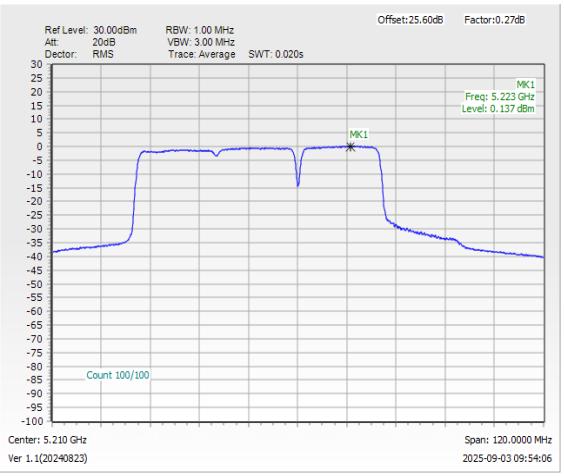

<802.11be EHT160>

Maximum Power Density Plot (dBm/MHz)
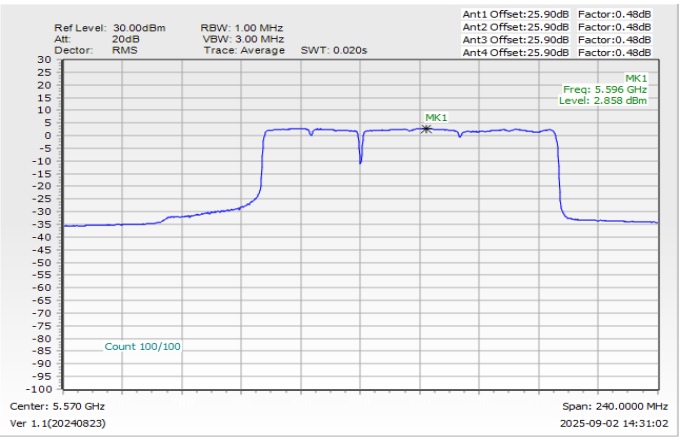

Remark: The test plot is showing a bin by bin combined result mathematically adds two traces.

Maximum Power Density Plot Trace 1 (Ant 5)	Maximum Power Density Plot Trace 2 (Ant 6)
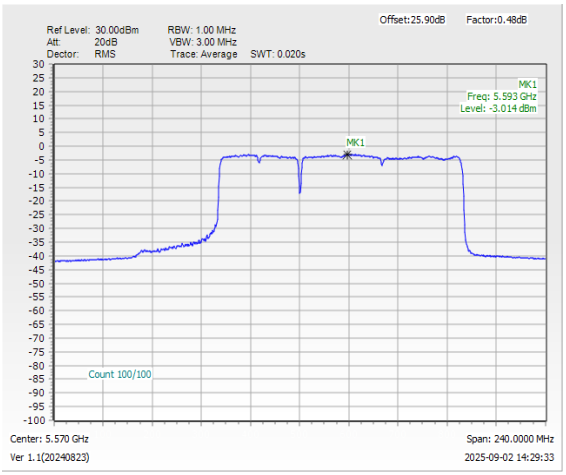	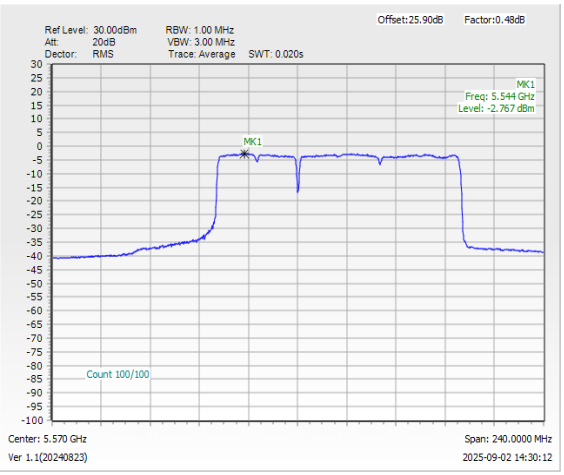
Maximum Power Density Plot Trace 3 (Ant 7)	**Maximum Power Density Plot Trace 4 (Ant 8)**
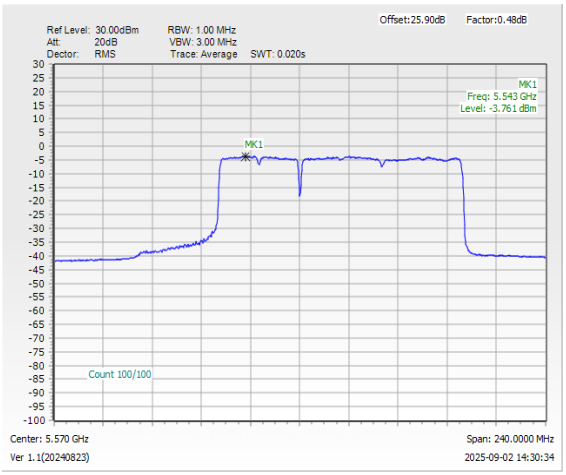	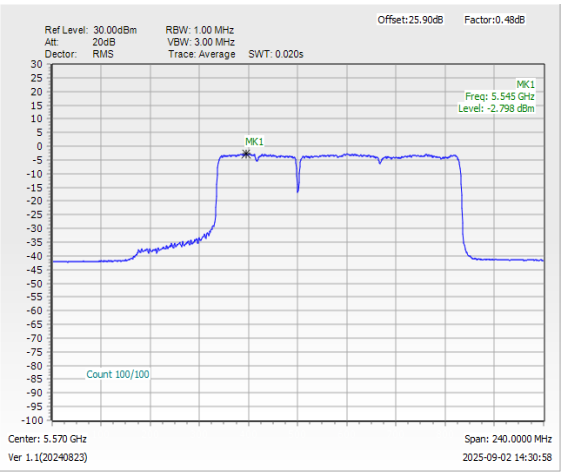

<Band 4>

<802.11be EHT80>

Maximum Power Density Plot (dBm/300kHz)	
MIMO Ant. 5	**MIMO Ant. 6**
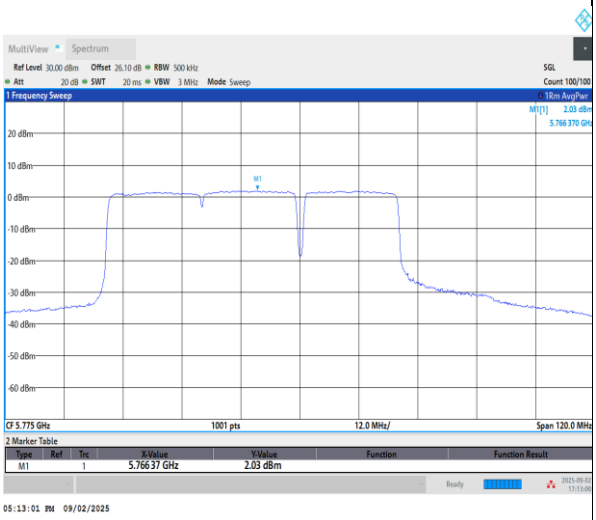	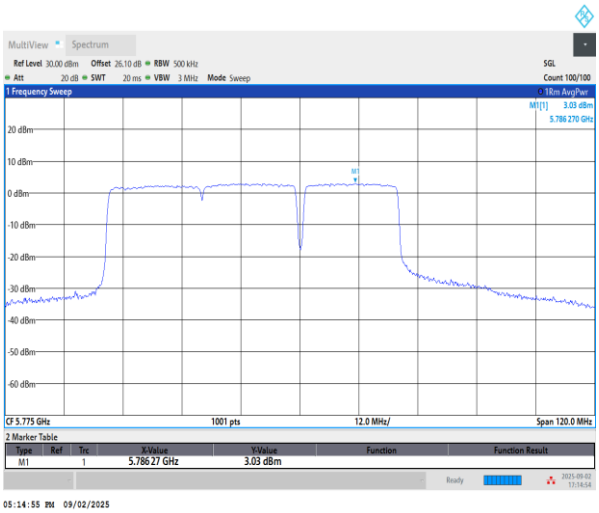
MIMO Ant. 7	**MIMO Ant. 8**
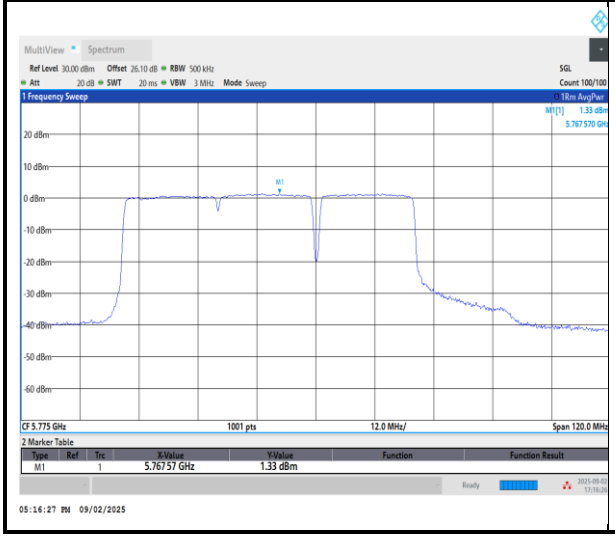	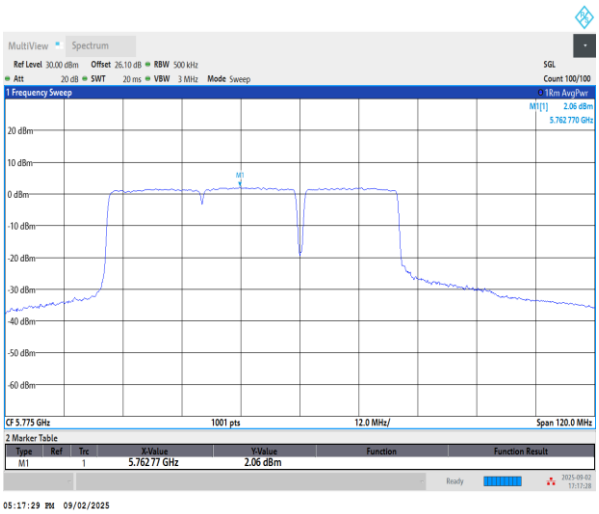

Appendix B. Radiated Spurious Emission Test Data

Test Engineer :	Sam Pan, Quentin Liu, and Bigshow Wang.	Temperature :	22.4~22.6°C
		Relative Humidity :	55.0~57.0%

Note symbol

-L	**Low channel location**
-R	**High channel location**

<NSS1>

B1-1. Radiated Spurious Emission Test Modes

Mode	Band	Band (GHz)	Antenna	Modulation	Channel	Frequency	Data Rate	RU	Remark
Mode 1	U-NII-1	5.15-5.25	5+6+7+8 (CDD)	802.11be EHT80	42	5210	MCS0	Test 20MHz Channel Puncture Location 4	-
Mode 2	U-NII-2A	5.25-5.35	5+6+7+8 (CDD)	802.11be EHT80	58	5290	MCS0	Test 20MHz Channel Puncture Location 1	-
Mode 3	U-NII-2A	5.25-5.35	5+6+7+8 (CDD)	802.11be EHT160	50	5250	MCS0	Test 20MHz Channel Puncture Location 1	-
Mode 4	U-NII-2A	5.25-5.35	5+6+7+8 (CDD)	802.11be EHT160	50	5250	MCS0	Test 20MHz Channel Puncture Location 8	-
Mode 5	U-NII-2A	5.25-5.35	5+6+7+8 (CDD)	802.11be EHT160	50	5250	MCS0	Test 40MHz Channel Puncture Location 1	-
Mode 6	U-NII-2A	5.25-5.35	5+6+7+8 (CDD)	802.11be EHT160	50	5250	MCS0	Test 40MHz Channel Puncture Location 4	-
Mode 7	U-NII-2C	5.47-5.725	5+6+7+8 (CDD)	802.11be EHT80	106	5530	MCS0	Test 20MHz Channel Puncture Location 4	-
Mode 8	U-NII-2C	5.47-5.725	5+6+7+8 (CDD)	802.11be EHT80	122	5610	MCS0	Test 20MHz Channel Puncture Location 1	-
Mode 9	U-NII-2C	5.47-5.725	5+6+7+8 (CDD)	802.11be EHT160	114	5570	MCS0	Test 20MHz Channel Puncture Location 1	-
Mode 10	U-NII-2C	5.47-5.725	5+6+7+8 (CDD)	802.11be EHT160	114	5570	MCS0	Test 20MHz Channel Puncture Location 8	-

Mode	Band	Band (GHz)	Antenna	Modulation	Channel	Frequency	Data Rate	RU	Remark
Mode 11	U-NII-2C	5.47-5.725	5+6+7+8 (CDD)	802.11be EHT160	114	5570	MCS0	Test 40MHz Channel Puncture Location 1	-
Mode 12	U-NII-2C	5.47-5.725	5+6+7+8 (CDD)	802.11be EHT160	114	5570	MCS0	Test 40MHz Channel Puncture Location 4	-
Mode 13	U-NII-2A	5.25-5.35	5+6+7+8 (CDD)	802.11be EHT80	58	5290	MCS0	Test 20MHz Channel Puncture Location 1	SHF
Mode 14	U-NII-2A	5.25-5.35	5+6+7+8 (CDD)	802.11be EHT80	58	5290	MCS0	Test 20MHz Channel Puncture Location 1	LF
Mode 9	U-NII-3	5.725-5.85	5+6+7+8 (CDD)	802.11be EHT80	155	5775	MCS0	Test 20MHz Channel Puncture Location 4	-
Mode 10	U-NII-3	5.725-5.85	5+6+7+8 (CDD)	802.11be EHT80	155	5775	MCS0	Test 20MHz Channel Puncture Location 1	-

B1-2. Summary of each worse mode

Mode	Modulation	Ch.	Freq. (MHz)	Level (dBuV/m)	Limit (dBuV/m)	Margin (dB)	Pol.	Peak Avg.	Result	RU	Remark
1	802.11be EHT80	42	5149.94	50.64	54.00	-3.36	V	Avg.	Pass	Test 20MHz Channel Puncture Location 4	Band Edge
	802.11be EHT80	42	-	-	-	-	-	-	-	Test 20MHz Channel Puncture Location 4	Harmonic
2	802.11be EHT80	58	5350.01	53.88	54.00	-0.12	V	Avg.	Pass	Test 20MHz Channel Puncture Location 1	Band Edge
	802.11be EHT80	58	-	-	-	-	-	-	-	Test 20MHz Channel Puncture Location 1	Harmonic
3	802.11be EHT160	50	5359.20	50.64	54.00	-3.36	H	Avg.	Pass	Test 20MHz Channel Puncture Location 1	Band Edge
	802.11be EHT160	50	-	-	-	-	-	-	-	Test 20MHz Channel Puncture Location 1	Harmonic

Mode	Modulation	Ch.	Freq. (MHz)	Level (dBuV/m)	Limit (dBuV/m)	Margin (dB)	Pol.	Peak Avg.	Result	RU	Remark
4	802.11be EHT160	50	5147.00	48.44	54.00	-5.56	H	Avg.	Pass	Test 20MHz Channel Puncture Location 8	Band Edge
	802.11be EHT160	50	-	-	-	-	-	-	-	Test 20MHz Channel Puncture Location 8	Harmonic
5	802.11be EHT160	50	5357.73	53.21	54.00	-0.79	H	Avg.	Pass	Test 40MHz Channel Puncture Location 1	Band Edge
	802.11be EHT160	50	-	-	-	-	-	-	-	Test 40MHz Channel Puncture Location 1	Harmonic
6	802.11be EHT160	50	5149.25	49.40	54.00	-4.60	V	Avg.	Pass	Test 40MHz Channel Puncture Location 4	Band Edge
	802.11be EHT160	50	-	-	-	-	-	-	-	Test 40MHz Channel Puncture Location 4	Harmonic
7	802.11be EHT80	106	5458.36	52.77	54.00	-1.23	H	Avg.	Pass	Test 20MHz Channel Puncture Location 4	Band Edge
	802.11be EHT80	106	-	-	-	-	-	-	-	Test 20MHz Channel Puncture Location 4	Harmonic
8	802.11be EHT80	122	5449.84	42.15	54.00	-11.85	V	Avg.	Pass	Test 20MHz Channel Puncture Location 1	Band Edge
	802.11be EHT80	122	-	-	-	-	-	-	-	Test 20MHz Channel Puncture Location 1	Harmonic
9	802.11be EHT160	114	5430.74	45.87	54.00	-8.13	V	Avg.	Pass	Test 20MHz Channel Puncture Location 1	Band Edge
	802.11be EHT160	114	-	-	-	-	-	-	-	Test 20MHz Channel Puncture Location 1	Harmonic

Mode	Modulation	Ch.	Freq. (MHz)	Level (dBuV/m)	Limit (dBuV/m)	Margin (dB)	Pol.	Peak Avg.	Result	RU	Remark
10	802.11be EHT160	114	5430.52	48.24	54.00	-5.76	V	Avg.	Pass	Test 20MHz Channel Puncture Location 8	Band Edge
	802.11be EHT160	114	-	-	-	-	-	-	-	Test 20MHz Channel Puncture Location 8	Harmonic
11	802.11be EHT160	114	5450.10	46.08	54.00	-7.92	V	Avg.	Pass	Test 40MHz Channel Puncture Location 1	Band Edge
	802.11be EHT160	114	-	-	-	-	-	-	-	Test 40MHz Channel Puncture Location 1	Harmonic
12	802.11be EHT160	114	5448.78	48.41	54.00	-5.59	V	Avg.	Pass	Test 40MHz Channel Puncture Location 4	Band Edge
	802.11be EHT160	114	-	-	-	-	-	-	-	Test 40MHz Channel Puncture Location 4	Harmonic
9	802.11be EHT80	155	5646.73	60.87	68.20	-7.33	V	Peak	Pass	Test 20MHz Channel Puncture Location 4	Band Edge
	802.11be EHT80	155	-	-	-	-	-	-	-	Test 20MHz Channel Puncture Location 4	Harmonic
10	802.11be EHT80	155	5644.80	64.18	68.20	-4.02	V	Peak	Pass	Test 20MHz Channel Puncture Location 1	Band Edge
	802.11be EHT80	155	-	-	-	-	-	-	-	Test 20MHz Channel Puncture Location 1	Harmonic

Mode	1	
	Band Edge - L	
	U-NII-1_5.15-5.25_802.11be EHT80_CH42_Test 20MHz Channel Puncture Location 4_5210MHz	
ANT	5+6+7+8 (CDD)	
Pol.	Horizontal	Fundamental
Peak	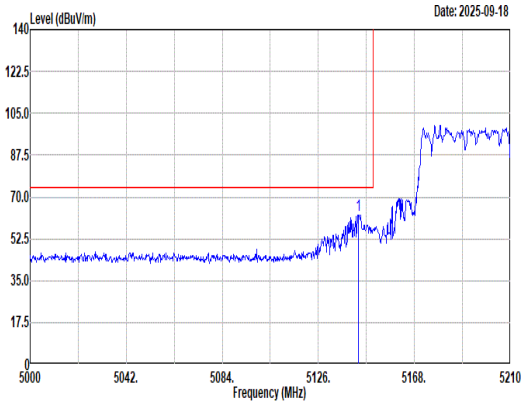 Site : 03CH15-HY Condition: PEAK_BE_74 3m 9120D-02294_250606 - new HORIZONTAL : RBW:1000.000kHz VBW:3000.000kHz SWT:Auto Freq Level Limit Line Margin Read Level Ant Factor Cable Loss Preamp Factor Aux Factor APos TPos Remark MHz dBuV/m dBuV/m dB dBuV dB/m dB dB dB cm deg 1 5143.64 62.44 74.00 -11.56 57.49 33.17 8.63 36.85 0.00 390 360 Peak	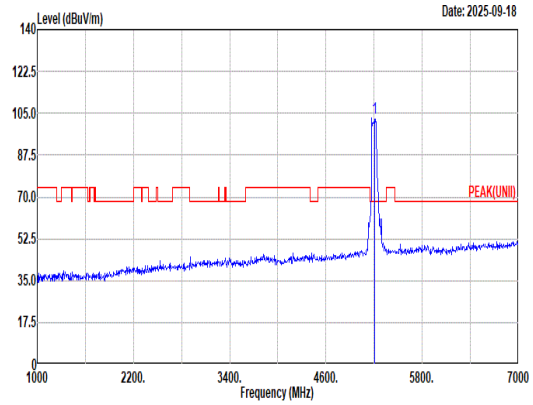 Site : 03CH15-HY Condition: PEAK(UNII) 3m 9120D-02294_250606 - new HORIZONTAL : RBW:1000.000kHz VBW:3000.000kHz SWT:Auto Freq Level Limit Line Margin Read Level Ant Factor Cable Loss Preamp Factor Aux Factor APos TPos Remark MHz dBuV/m dBuV/m dB dBuV dB/m dB dB dB cm deg 1 5210.00 102.86 ------ ------ 97.93 33.12 8.66 36.85 0.00 390 360 Peak
Avg	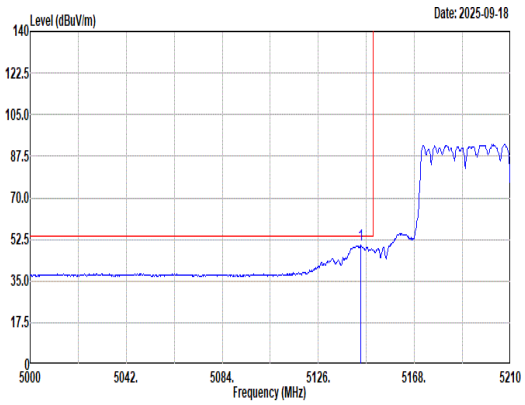 Site : 03CH15-HY Condition: AVG_BE_54 3m 9120D-02294_250606 - new HORIZONTAL : RBW:1000.000kHz VBW:2.000kHz SWT:Auto Freq Level Limit Line Margin Read Level Ant Factor Cable Loss Preamp Factor Aux Factor APos TPos Remark MHz dBuV/m dBuV/m dB dBuV dB/m dB dB dB cm deg 1 5144.48 50.12 54.00 -3.88 45.15 33.18 8.64 36.85 0.00 390 360 Average	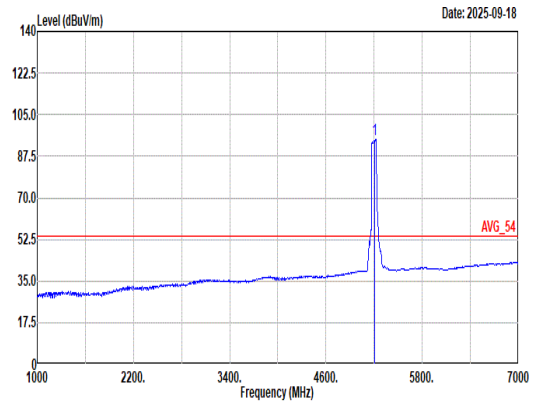 Site : 03CH15-HY Condition: AVG_54 3m 9120D-02294_250606 - new HORIZONTAL : RBW:1000.000kHz VBW:2.000kHz SWT:Auto Freq Level Limit Line Margin Read Level Ant Factor Cable Loss Preamp Factor Aux Factor APos TPos Remark MHz dBuV/m dBuV/m dB dBuV dB/m dB dB dB cm deg 1 5210.00 94.64 ------ ------ 89.83 32.95 8.70 36.84 0.00 390 360 Average

Mode	1	
	Band Edge - R	
	U-NII-1_5.15-5.25_802.11be EHT80_CH42_Test 20MHz Channel Puncture Location 4_5210MHz	
ANT	5+6+7+8 (CDD)	
Pol.	Horizontal	Fundamental
Peak	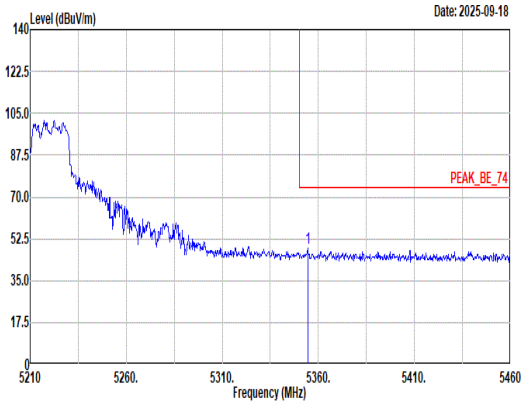 Site : 03CH15-HY Condition: PEAK_BE_74 3m 9120D-02294_250606 - new HORIZONTAL : RBW:1000.000kHz VBW:3000.000kHz SWT:Auto Limit Read Ant Cable Preamp Aux APos TPos Freq Level Line Margin Level Factor Loss Factor Factor Remark MHz dBuV/m dBuV/m dB dBuV dB/m dB dB dB cm deg 1 5354.50 48.41 74.00 -25.59 43.56 32.89 8.79 36.83 0.00 390 360 Peak	Blank
Avg	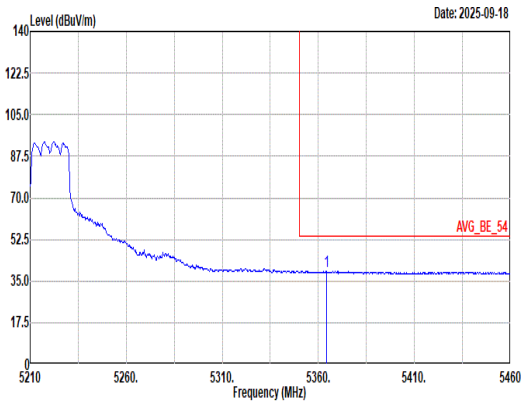 Site : 03CH15-HY Condition: AVG_BE_54 3m 9120D-02294_250606 - new HORIZONTAL : RBW:1000.000kHz VBW:2.000kHz SWT:Auto Limit Read Ant Cable Preamp Aux APos TPos Freq Level Line Margin Level Factor Loss Factor Factor Remark MHz dBuV/m dBuV/m dB dBuV dB/m dB dB dB cm deg 1 5364.25 39.07 54.00 -14.93 34.24 32.87 8.79 36.83 0.00 390 360 Average	Blank

Mode	1	
	Band Edge - L	
	U-NII-1_5.15-5.25_802.11be EHT80_CH42_Test 20MHz Channel Puncture Location 4_5210MHz	
ANT	5+6+7+8 (CDD)	
Pol.	Vertical	Fundamental
Peak	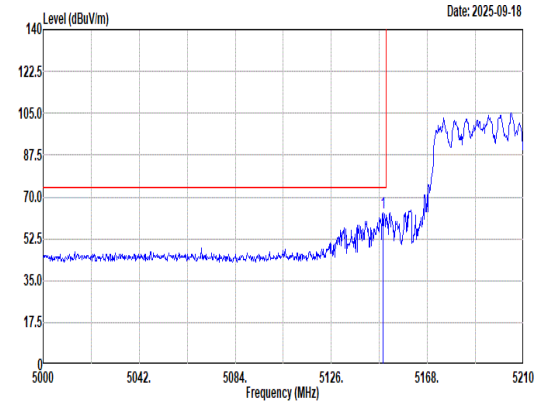 Site : 03CH15-HY Condition: PEAK_BE_74 3m 9120D-02294_250606 - new VERTICAL : RBW:1000.000kHz VBW:3000.000kHz SWT:Auto Freq Level Limit Line Margin Read Level Ant Factor Cable Loss Preamp Factor Aux Factor APos TPos Remark MHz dBuV/m dBuV/m dB dBuV dB/m dB dB dB cm deg 1 5148.68 63.40 74.00 -10.60 58.42 33.19 8.64 36.85 0.00 400 86 Peak	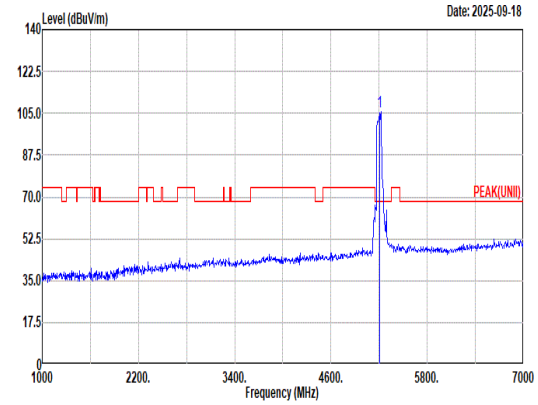 Site : 03CH15-HY Condition: PEAK(UNII) 3m 9120D-02294_250606 - new VERTICAL : RBW:1000.000kHz VBW:3000.000kHz SWT:Auto Freq Level Limit Line Margin Read Level Ant Factor Cable Loss Preamp Factor Aux Factor APos TPos Remark MHz dBuV/m dBuV/m dB dBuV dB/m dB dB dB cm deg 1 5210.00 105.47 ------ ------ 100.66 32.95 8.70 36.84 0.00 400 86 Peak
Avg	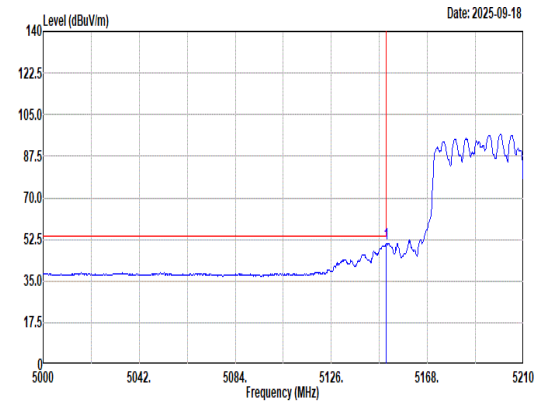 Site : 03CH15-HY Condition: AVG_BE_54 3m 9120D-02294_250606 - new VERTICAL : RBW:1000.000kHz VBW:2.000kHz SWT:Auto Freq Level Limit Line Margin Read Level Ant Factor Cable Loss Preamp Factor Aux Factor APos TPos Remark MHz dBuV/m dBuV/m dB dBuV dB/m dB dB dB cm deg 1 5149.94 50.64 54.00 -3.36 45.65 33.20 8.64 36.85 0.00 400 86 Average	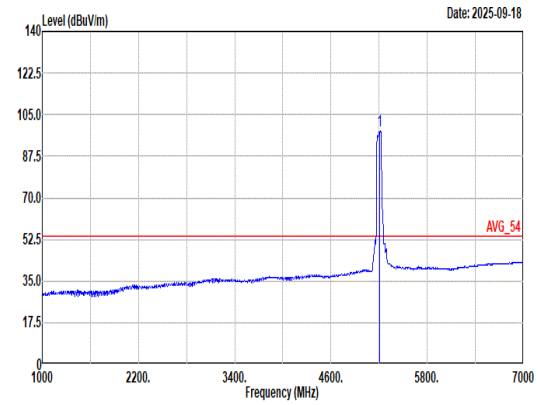 Site : 03CH15-HY Condition: AVG_54 3m 9120D-02294_250606 - new VERTICAL : RBW:1000.000kHz VBW:2.000kHz SWT:Auto Freq Level Limit Line Margin Read Level Ant Factor Cable Loss Preamp Factor Aux Factor APos TPos Remark MHz dBuV/m dBuV/m dB dBuV dB/m dB dB dB cm deg 1 5210.00 98.26 ------ ------ 93.45 32.96 8.69 36.84 0.00 400 86 Average

Mode	1	
	Band Edge - R	
	U-NII-1_5.15-5.25_802.11be EHT80_CH42_Test 20MHz Channel Puncture Location 4_5210MHz	
ANT	5+6+7+8 (CDD)	
Pol.	Vertical	Fundamental
Peak	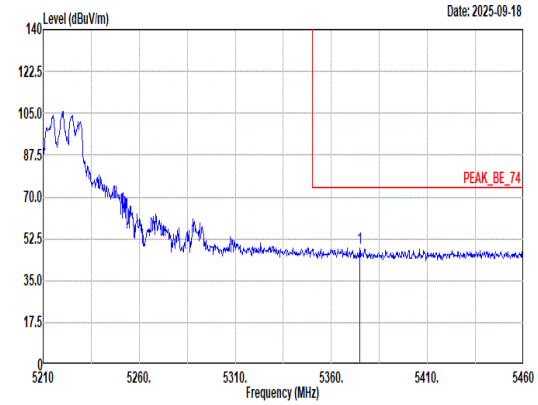 Site : 03CH15-HY Condition: PEAK_BE_74 3m 9120D-02294_250606 - new VERTICAL : RBW:1000.000kHz VBW:3000.000kHz SWT:Auto Limit Read Ant Cable Preamp Aux APos TPos Freq Level Line Margin Level Factor Loss Factor Factor Remark MHz dBuV/m dBuV/m dB dBuV dB/m dB dB dB cm deg 1 5374.75 48.43 74.00 -25.57 43.61 32.85 8.80 36.83 0.00 400 86 Peak	Blank
Avg	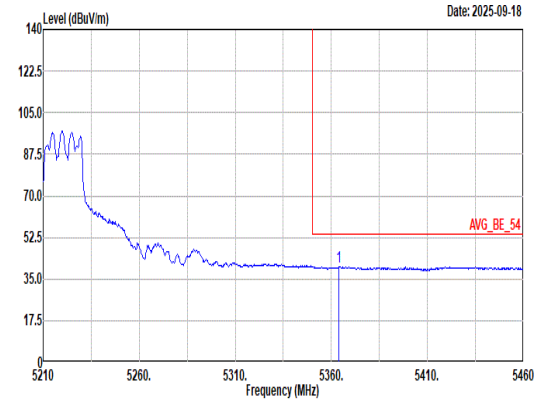 Site : 03CH15-HY Condition: AVG_BE_54 3m 9120D-02294_250606 - new VERTICAL : RBW:1000.000kHz VBW:2.000kHz SWT:Auto Limit Read Ant Cable Preamp Aux APos TPos Freq Level Line Margin Level Factor Loss Factor Factor Remark MHz dBuV/m dBuV/m dB dBuV dB/m dB dB dB cm deg 1 5364.00 40.12 54.00 -13.88 35.29 32.87 8.79 36.83 0.00 400 86 Average	Blank

Mode	2	
	Band Edge - L	
	U-NII-2A_5.25-5.35_802.11be EHT80_CH58_Test 20MHz Channel Puncture Location 1_5290MHz	
ANT	5+6+7+8 (CDD)	
Pol.	Horizontal	Fundamental
Peak	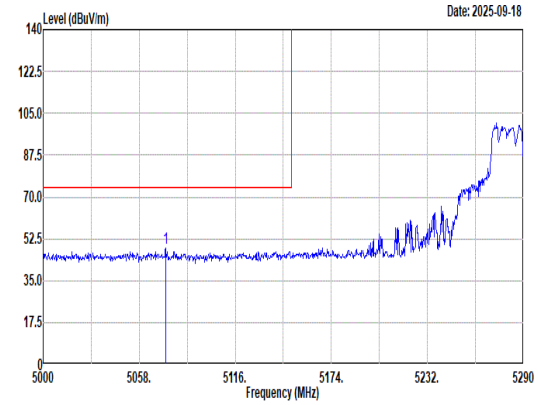 Site : 03CH15-HY Condition: PEAK_BE_74 3m 9120D-02294_250606 - new HORIZONTAL : RBW:1000.000kHz VBW:3000.000kHz SWT:Auto Freq Level Limit Line Margin Read Level Ant Factor Cable Loss Preamp Factor Aux Factor APos TPos Remark MHz dBuV/m dBuV/m dB dBuV dB/m dB dB dB cm deg 1 5073.95 48.48 74.00 -25.52 43.70 33.05 8.58 36.85 0.00 400 355 Peak	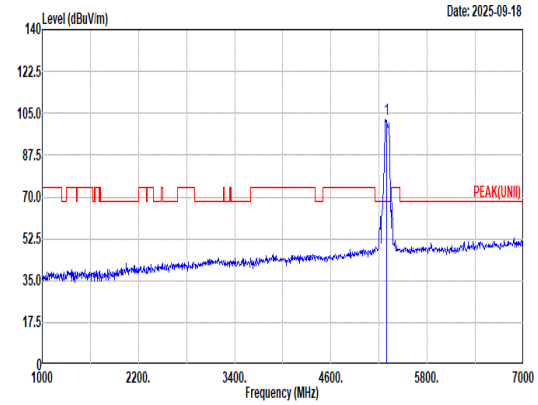 Site : 03CH15-HY Condition: PEAK(UNII) 3m 9120D-02294_250606 - new HORIZONTAL : RBW:1000.000kHz VBW:3000.000kHz SWT:Auto Freq Level Limit Line Margin Read Level Ant Factor Cable Loss Preamp Factor Aux Factor APos TPos Remark MHz dBuV/m dBuV/m dB dBuV dB/m dB dB dB cm deg 1 5290.00 102.25 ------ ------ 97.50 32.86 8.73 36.84 0.00 400 355 Peak
Avg	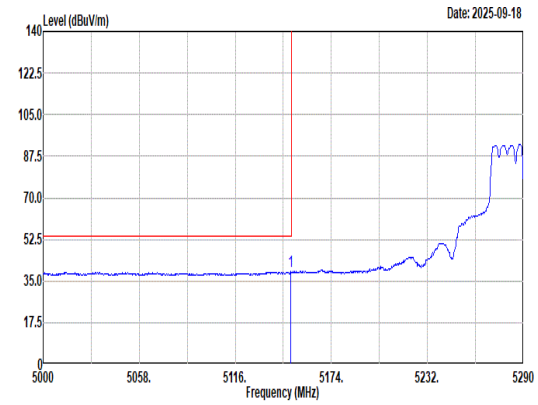 Site : 03CH15-HY Condition: AVG_BE_54 3m 9120D-02294_250606 - new HORIZONTAL : RBW:1000.000kHz VBW:2.000kHz SWT:Auto Freq Level Limit Line Margin Read Level Ant Factor Cable Loss Preamp Factor Aux Factor APos TPos Remark MHz dBuV/m dBuV/m dB dBuV dB/m dB dB dB cm deg 1 5149.64 38.84 54.00 -15.16 33.85 33.20 8.64 36.85 0.00 400 355 Average	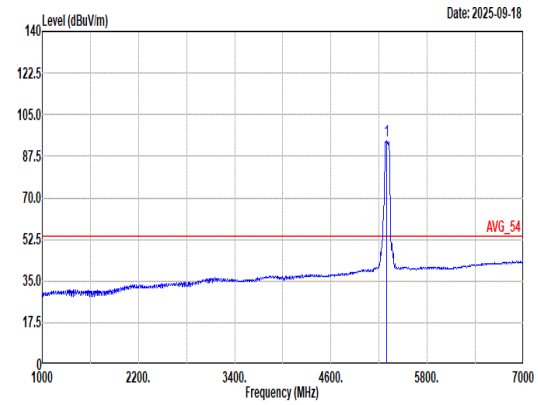 Site : 03CH15-HY Condition: AVG_54 3m 9120D-02294_250606 - new HORIZONTAL : RBW:1000.000kHz VBW:2.000kHz SWT:Auto Freq Level Limit Line Margin Read Level Ant Factor Cable Loss Preamp Factor Aux Factor APos TPos Remark MHz dBuV/m dBuV/m dB dBuV dB/m dB dB dB cm deg 1 5290.00 93.94 ------ ------ 89.22 32.82 8.74 36.84 0.00 400 355 Average

Mode	2	
	Band Edge - R	
	U-NII-2A_5.25-5.35_802.11be EHT80_CH58_Test 20MHz Channel Puncture Location 1_5290MHz	
ANT	5+6+7+8 (CDD)	
Pol.	Horizontal	Fundamental
Peak	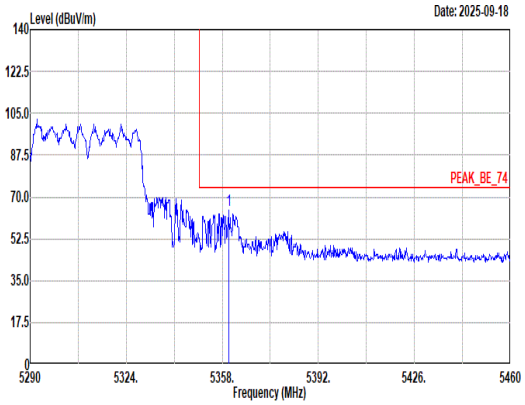 Site : 03CH15-HY Condition: PEAK_BE_74 3m 9120D-02294_250606 - new HORIZONTAL : RBW:1000.000kHz VBW:3000.000kHz SWT:Auto Limit Read Ant Cable Preamp Aux APos TPos Freq Level Line Margin Level Factor Loss Factor Factor Remark MHz dBuV/m dBuV/m dB dBuV dB/m dB dB dB cm deg 1 5360.21 64.22 74.00 -9.78 59.38 32.88 8.79 36.83 0.00 400 355 Peak	Blank
Avg	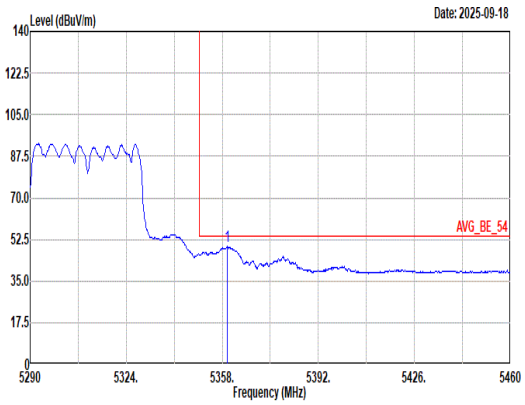 Site : 03CH15-HY Condition: AVG_BE_54 3m 9120D-02294_250606 - new HORIZONTAL : RBW:1000.000kHz VBW:2.000kHz SWT:Auto Limit Read Ant Cable Preamp Aux APos TPos Freq Level Line Margin Level Factor Loss Factor Factor Remark MHz dBuV/m dBuV/m dB dBuV dB/m dB dB dB cm deg 1 5359.70 49.49 54.00 -4.51 44.65 32.88 8.79 36.83 0.00 400 355 Average	Blank

Mode	2	
	Band Edge - L	
	U-NII-2A_5.25-5.35_802.11be EHT80_CH58_Test 20MHz Channel Puncture Location 1_5290MHz	
ANT	5+6+7+8 (CDD)	
Pol.	Vertical	Fundamental
Peak	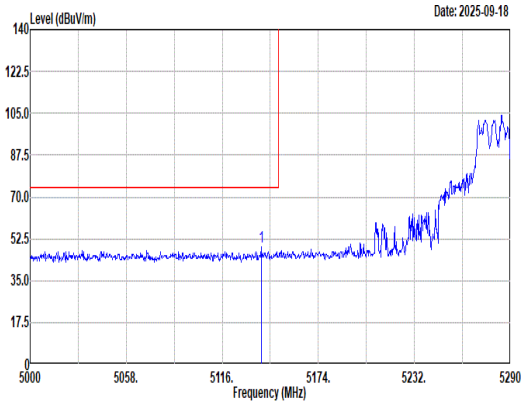 Site : 03CH15-HY Condition: PEAK_BE_74 3m 9120D-02294_250606 - new VERTICAL : RBW:1000.000kHz VBW:3000.000kHz SWT:Auto Freq Level Limit Line Margin Read Level Ant Factor Cable Loss Preamp Factor Aux Factor APos TPos Remark MHz dBuV/m dBuV/m dB dBuV dB/m dB dB dB cm deg 1 5139.49 48.88 74.00 -25.12 43.94 33.16 8.63 36.85 0.00 400 87 Peak	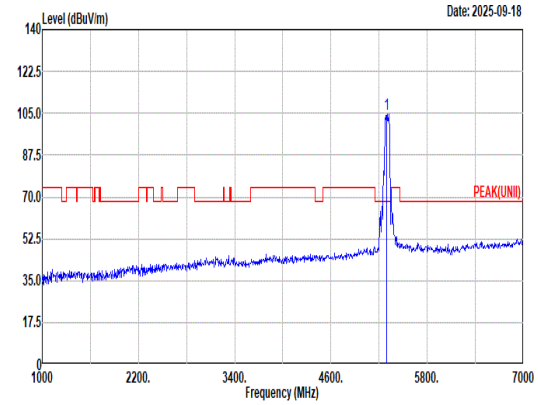 Site : 03CH15-HY Condition: PEAK(UNII) 3m 9120D-02294_250606 - new VERTICAL : RBW:1000.000kHz VBW:3000.000kHz SWT:Auto Freq Level Limit Line Margin Read Level Ant Factor Cable Loss Preamp Factor Aux Factor APos TPos Remark MHz dBuV/m dBuV/m dB dBuV dB/m dB dB dB cm deg 1 5290.00 104.52 ------ ------ 99.81 32.80 8.75 36.84 0.00 400 87 Peak
Avg	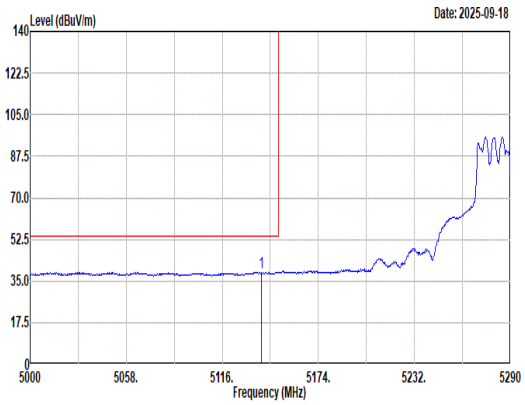 Site : 03CH15-HY Condition: AVG_BE_54 3m 9120D-02294_250606 - new VERTICAL : RBW:1000.000kHz VBW:2.000kHz SWT:Auto Freq Level Limit Line Margin Read Level Ant Factor Cable Loss Preamp Factor Aux Factor APos TPos Remark MHz dBuV/m dBuV/m dB dBuV dB/m dB dB dB cm deg 1 5139.49 38.68 54.00 -15.32 33.74 33.16 8.63 36.85 0.00 400 87 Average	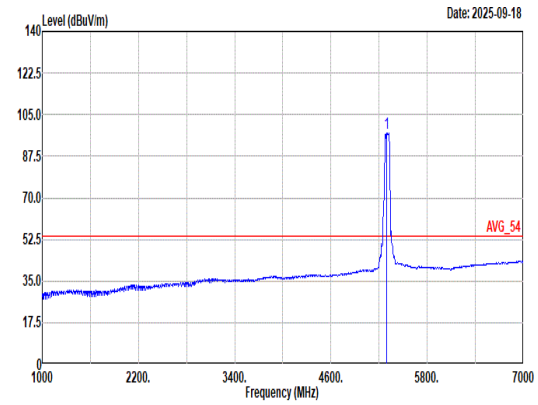 Site : 03CH15-HY Condition: AVG_54 3m 9120D-02294_250606 - new VERTICAL : RBW:1000.000kHz VBW:2.000kHz SWT:Auto Freq Level Limit Line Margin Read Level Ant Factor Cable Loss Preamp Factor Aux Factor APos TPos Remark MHz dBuV/m dBuV/m dB dBuV dB/m dB dB dB cm deg 1 5290.00 97.30 ------ ------ 92.53 32.84 8.76 36.83 0.00 400 87 Average

Mode	2	
	Band Edge - R	
	U-NII-2A_5.25-5.35_802.11be EHT80_CH58_Test 20MHz Channel Puncture Location 1_5290MHz	
ANT	5+6+7+8 (CDD)	
Pol.	Vertical	Fundamental
Peak	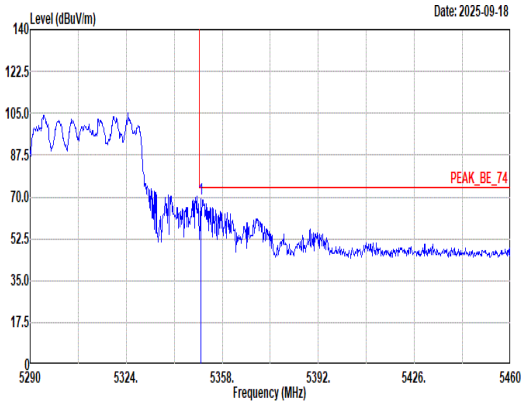 Site : 03CH15-HY Condition: PEAK_BE_74 3m 9120D-02294_250606 - new VERTICAL : RBW:1000.000kHz VBW:3000.000kHz SWT:Auto Limit Read Ant Cable Preamp Aux APos TPos Freq Level Line Margin Level Factor Loss Factor Factor Remark MHz dBuV/m dBuV/m dB dBuV dB/m dB dB dB cm deg 1 5350.52 69.38 74.00 -4.62 64.52 32.90 8.79 36.83 0.00 400 87 Peak	Blank
Avg	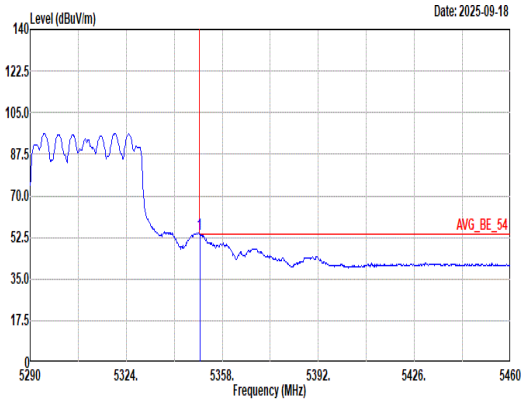 Site : 03CH15-HY Condition: AVG_BE_54 3m 9120D-02294_250606 - new VERTICAL : RBW:1000.000kHz VBW:2.000kHz SWT:Auto Limit Read Ant Cable Preamp Aux APos TPos Freq Level Line Margin Level Factor Loss Factor Factor Remark MHz dBuV/m dBuV/m dB dBuV dB/m dB dB dB cm deg 1 5350.01 53.88 54.00 -0.12 49.02 32.90 8.79 36.83 0.00 400 87 Average	Blank

Mode	3	
	Band Edge - L	
	U-NII-2A_5.25-5.35_802.11be EHT160_CH50_Test 20MHz Channel Puncture Location 1_5250MHz	
ANT	5+6+7+8 (CDD)	
Pol.	Horizontal	Fundamental
Peak	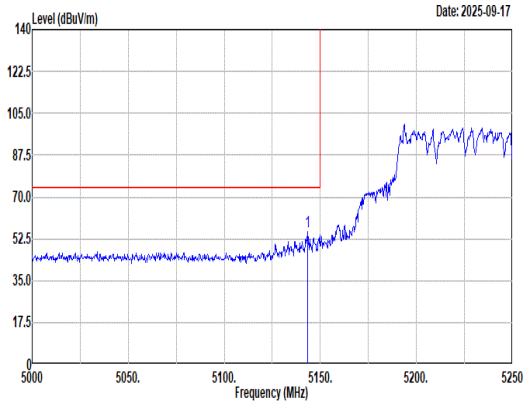 Site : 03CH15-HY Condition: PEAK_BE_74 3m 9120D-02294_250606 - new HORIZONTAL : RBW:1000.000kHz VBW:3000.000kHz SWT:Auto Freq Level Limit Line Margin Read Level Ant Factor Cable Loss Preamp Factor Aux Factor APos TPos Remark MHz dBuV/m dBuV/m dB dBuV dB/m dB dB dB cm deg 1 5143.50 55.27 74.00 -18.73 50.32 33.17 8.63 36.85 0.00 393 343 Peak	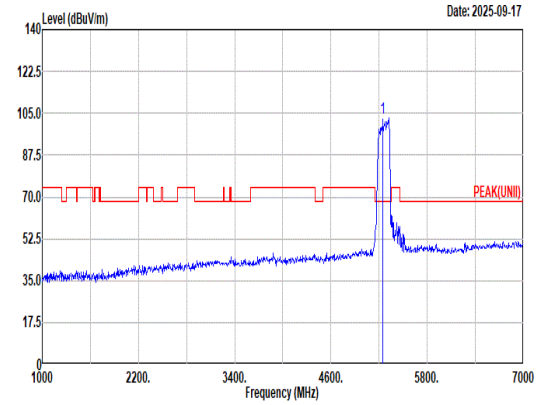 Site : 03CH15-HY Condition: PEAK(UNII) 3m 9120D-02294_250606 - new HORIZONTAL : RBW:1000.000kHz VBW:3000.000kHz SWT:Auto Freq Level Limit Line Margin Read Level Ant Factor Cable Loss Preamp Factor Aux Factor APos TPos Remark MHz dBuV/m dBuV/m dB dBuV dB/m dB dB dB cm deg 1 5250.00 102.84 ------ ------ 98.07 32.84 8.76 36.83 0.00 393 343 Peak
Avg	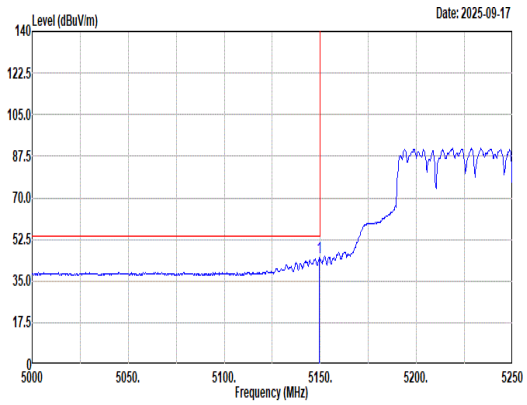 Site : 03CH15-HY Condition: AVG_BE_54 3m 9120D-02294_250606 - new HORIZONTAL : RBW:1000.000kHz VBW:3.900kHz SWT:Auto Freq Level Limit Line Margin Read Level Ant Factor Cable Loss Preamp Factor Aux Factor APos TPos Remark MHz dBuV/m dBuV/m dB dBuV dB/m dB dB dB cm deg 1 5149.50 45.07 54.00 -8.93 40.08 33.20 8.64 36.85 0.00 393 343 Average	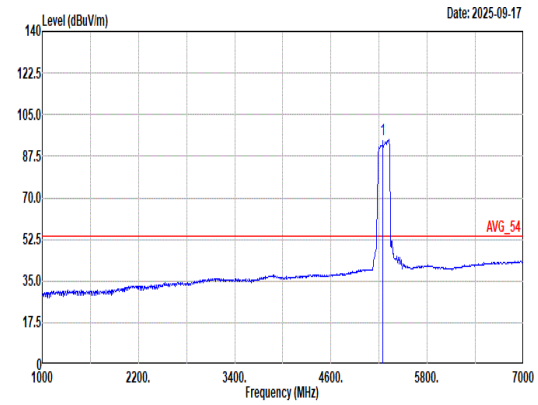 Site : 03CH15-HY Condition: AVG_54 3m 9120D-02294_250606 - new HORIZONTAL : RBW:1000.000kHz VBW:3.900kHz SWT:Auto Freq Level Limit Line Margin Read Level Ant Factor Cable Loss Preamp Factor Aux Factor APos TPos Remark MHz dBuV/m dBuV/m dB dBuV dB/m dB dB dB cm deg 1 5250.00 94.67 ------ ------ 89.90 32.84 8.76 36.83 0.00 393 343 Average

Mode	3	
	Band Edge - R	
	U-NII-2A_5.25-5.35_802.11be EHT160_CH50_Test 20MHz Channel Puncture Location 1_5250MHz	
ANT	5+6+7+8 (CDD)	
Pol.	Horizontal	Fundamental
Peak	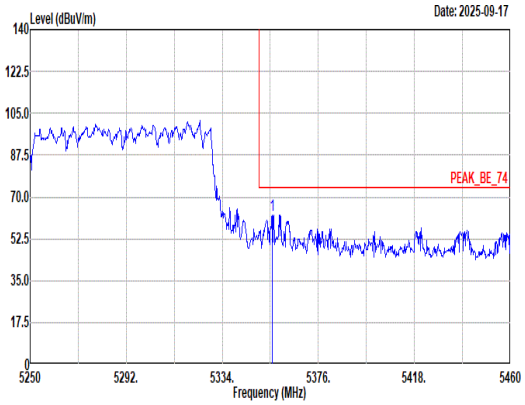 Site : 03CH15-HY Condition: PEAK_BE_74 3m 9120D-02294_250606 - new HORIZONTAL : RBW:1000.000kHz VBW:3000.000kHz SWT:Auto Limit Read Ant Cable Preamp Aux APos TPos Freq Level Line Margin Level Factor Loss Factor Factor Remark MHz dBuV/m dBuV/m dB dBuV dB/m dB dB dB cm deg 1 5355.84 62.51 74.00 -11.49 57.66 32.89 8.79 36.83 0.00 393 343 Peak	Blank
Avg	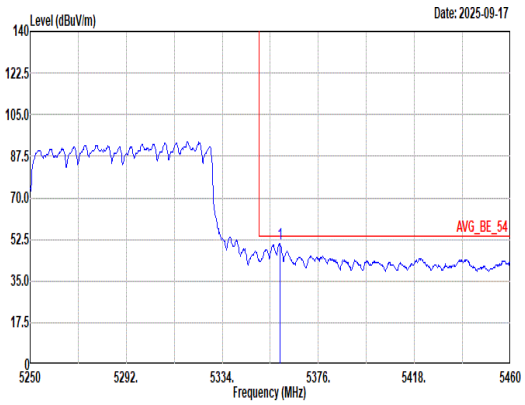 Site : 03CH15-HY Condition: AVG_BE_54 3m 9120D-02294_250606 - new HORIZONTAL : RBW:1000.000kHz VBW:3.900kHz SWT:Auto Limit Read Ant Cable Preamp Aux APos TPos Freq Level Line Margin Level Factor Loss Factor Factor Remark MHz dBuV/m dBuV/m dB dBuV dB/m dB dB dB cm deg 1 5359.20 50.64 54.00 -3.36 45.80 32.88 8.79 36.83 0.00 393 343 Average	Blank

Mode	3	
	Band Edge - L	
	U-NII-2A_5.25-5.35_802.11be EHT160_CH50_Test 20MHz Channel Puncture Location 1_5250MHz	
ANT	5+6+7+8 (CDD)	
Pol.	Vertical	Fundamental
Peak	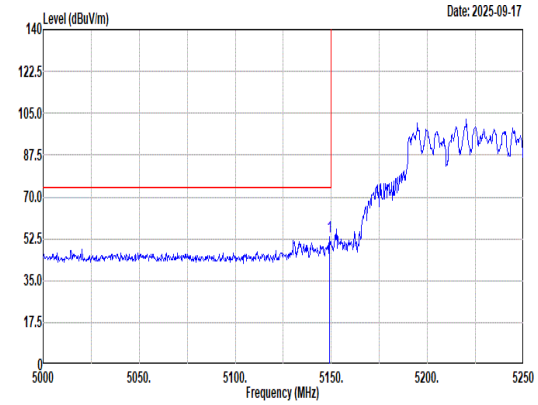 Site : 03CH15-HY Condition: PEAK_BE_74 3m 9120D-02294_250606 - new VERTICAL : RBW:1000.000kHz VBW:3000.000kHz SWT:Auto Freq Level Limit Line Margin Read Level Ant Factor Cable Loss Preamp Factor Aux Factor APos TPos Remark MHz dBuV/m dBuV/m dB dBuV dB/m dB dB dB cm deg 1 5149.00 53.60 74.00 -20.40 48.61 33.20 8.64 36.85 0.00 400 85 Peak	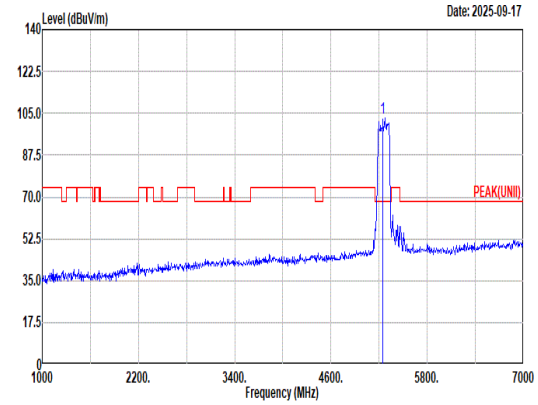 Site : 03CH15-HY Condition: PEAK(UNII) 3m 9120D-02294_250606 - new VERTICAL : RBW:1000.000kHz VBW:3000.000kHz SWT:Auto Freq Level Limit Line Margin Read Level Ant Factor Cable Loss Preamp Factor Aux Factor APos TPos Remark MHz dBuV/m dBuV/m dB dBuV dB/m dB dB dB cm deg 1 5250.00 102.83 ------ ------ 98.08 32.86 8.73 36.84 0.00 400 85 Peak
Avg	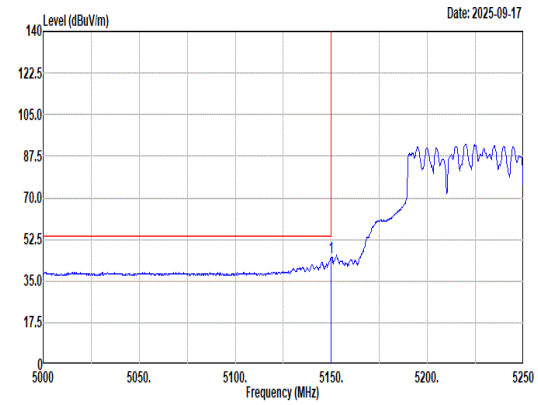 Site : 03CH15-HY Condition: AVG_BE_54 3m 9120D-02294_250606 - new VERTICAL : RBW:1000.000kHz VBW:3.900kHz SWT:Auto Freq Level Limit Line Margin Read Level Ant Factor Cable Loss Preamp Factor Aux Factor APos TPos Remark MHz dBuV/m dBuV/m dB dBuV dB/m dB dB dB cm deg 1 5149.75 44.75 54.00 -9.25 39.76 33.20 8.64 36.85 0.00 400 85 Average	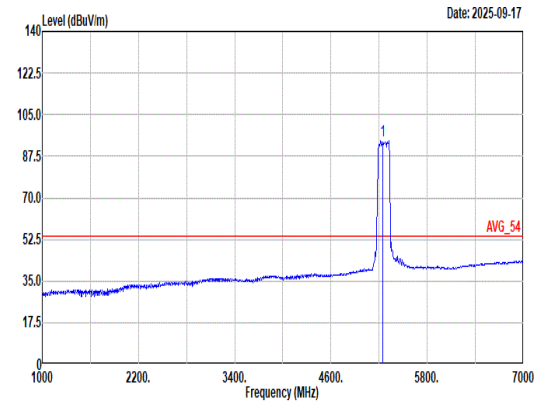 Site : 03CH15-HY Condition: AVG_54 3m 9120D-02294_250606 - new VERTICAL : RBW:1000.000kHz VBW:3.900kHz SWT:Auto Freq Level Limit Line Margin Read Level Ant Factor Cable Loss Preamp Factor Aux Factor APos TPos Remark MHz dBuV/m dBuV/m dB dBuV dB/m dB dB dB cm deg 1 5250.00 94.17 ------ ------ 89.38 32.85 8.77 36.83 0.00 400 85 Average

Mode	3	
	Band Edge - R	
	U-NII-2A_5.25-5.35_802.11be EHT160_CH50_Test 20MHz Channel Puncture Location 1_5250MHz	
ANT	5+6+7+8 (CDD)	
Pol.	Vertical	Fundamental
Peak	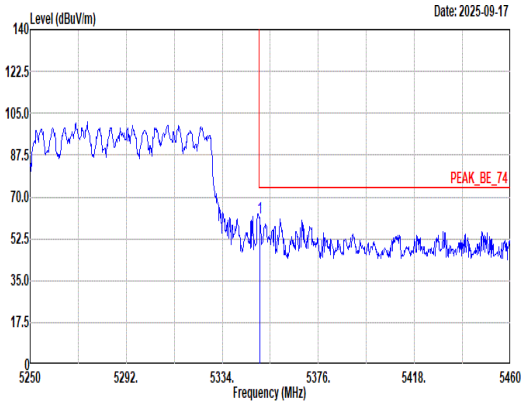 Site : 03CH15-HY Condition: PEAK_BE_74 3m 9120D-02294_250606 - new VERTICAL : RBW:1000.000kHz VBW:3000.000kHz SWT:Auto Limit Read Ant Cable Preamp Aux APos TPos Freq Level Line Margin Level Factor Loss Factor Factor Remark MHz dBuV/m dBuV/m dB dBuV dB/m dB dB dB cm deg 1 5350.38 61.22 74.00 -12.78 56.36 32.90 8.79 36.83 0.00 400 85 Peak	Blank
Avg	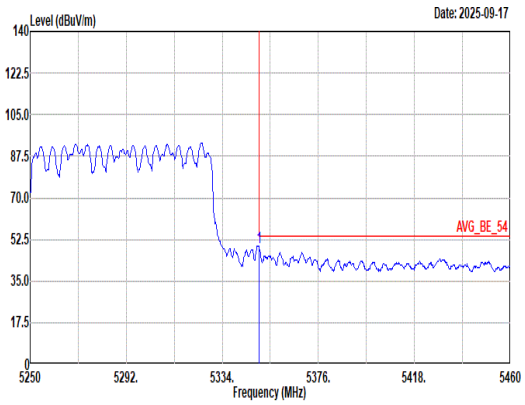 Site : 03CH15-HY Condition: AVG_BE_54 3m 9120D-02294_250606 - new VERTICAL : RBW:1000.000kHz VBW:3.900kHz SWT:Auto Limit Read Ant Cable Preamp Aux APos TPos Freq Level Line Margin Level Factor Loss Factor Factor Remark MHz dBuV/m dBuV/m dB dBuV dB/m dB dB dB cm deg 1 5350.17 49.11 54.00 -4.89 44.25 32.90 8.79 36.83 0.00 400 85 Average	Blank

Mode	4	
	Band Edge - L	
	U-NII-2A_5.25-5.35_802.11be EHT160_CH50_Test 20MHz Channel Puncture Location 8_5250MHz	
ANT	5+6+7+8 (CDD)	
Pol.	Horizontal	Fundamental
Peak	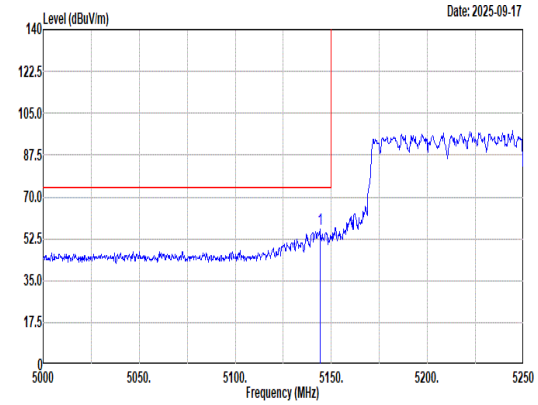 Site : 03CH15-HY Condition: PEAK_BE_74 3m 9120D-02294_250606 - new HORIZONTAL : RBW:1000.000kHz VBW:3000.000kHz SWT:Auto Freq Level Limit Line Margin Read Level Ant Factor Cable Loss Preamp Factor Aux Factor APos TPos Remark MHz dBuV/m dBuV/m dB dBuV dB/m dB dB dB cm deg 1 5144.00 56.54 74.00 -17.46 51.57 33.18 8.64 36.85 0.00 392 360 Peak	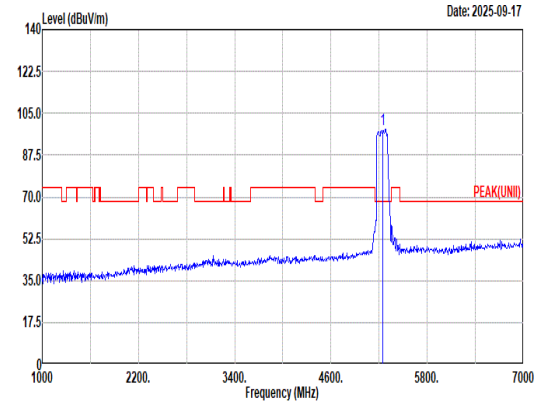 Site : 03CH15-HY Condition: PEAK(UNII) 3m 9120D-02294_250606 - new HORIZONTAL : RBW:1000.000kHz VBW:3000.000kHz SWT:Auto Freq Level Limit Line Margin Read Level Ant Factor Cable Loss Preamp Factor Aux Factor APos TPos Remark MHz dBuV/m dBuV/m dB dBuV dB/m dB dB dB cm deg 1 5250.00 98.01 ------ ------ 93.28 32.83 8.74 36.84 0.00 392 360 Peak
Avg	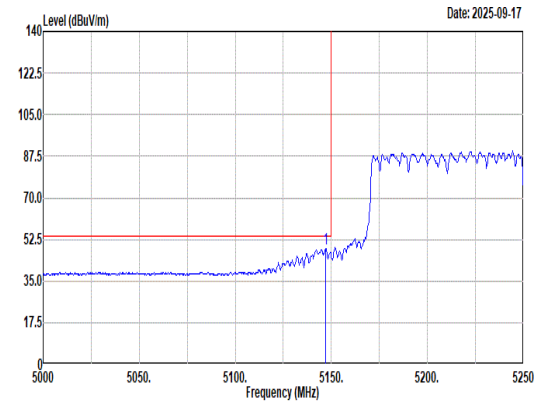 Site : 03CH15-HY Condition: AVG_BE_54 3m 9120D-02294_250606 - new HORIZONTAL : RBW:1000.000kHz VBW:3.900kHz SWT:Auto Freq Level Limit Line Margin Read Level Ant Factor Cable Loss Preamp Factor Aux Factor APos TPos Remark MHz dBuV/m dBuV/m dB dBuV dB/m dB dB dB cm deg 1 5147.00 48.44 54.00 -5.56 43.46 33.19 8.64 36.85 0.00 392 360 Average	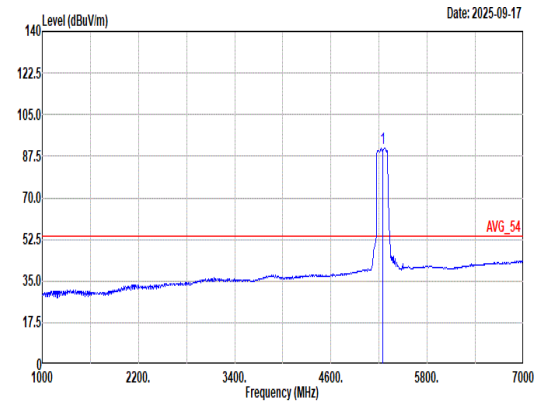 Site : 03CH15-HY Condition: AVG_54 3m 9120D-02294_250606 - new HORIZONTAL : RBW:1000.000kHz VBW:3.900kHz SWT:Auto Freq Level Limit Line Margin Read Level Ant Factor Cable Loss Preamp Factor Aux Factor APos TPos Remark MHz dBuV/m dBuV/m dB dBuV dB/m dB dB dB cm deg 1 5250.00 90.82 ------ ------ 86.09 32.84 8.73 36.84 0.00 392 360 Average

Mode	4	
	Band Edge - R	
	U-NII-2A_5.25-5.35_802.11be EHT160_CH50_Test 20MHz Channel Puncture Location 8_5250MHz	
ANT	5+6+7+8 (CDD)	
Pol.	Horizontal	Fundamental
Peak	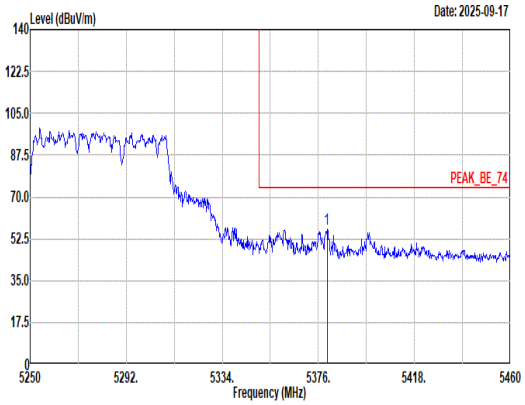 Site : 03CH15-HY Condition: PEAK_BE_74 3m 9120D-02294_250606 - new HORIZONTAL : RBW:1000.000kHz VBW:3000.000kHz SWT:Auto Limit Read Ant Cable Preamp Aux APos TPos Freq Level Line Margin Level Factor Loss Factor Factor Remark MHz dBuV/m dBuV/m dB dBuV dB/m dB dB dB cm deg 1 5379.78 56.50 74.00 -17.50 51.68 32.84 8.81 36.83 0.00 392 360 Peak	Blank
Avg	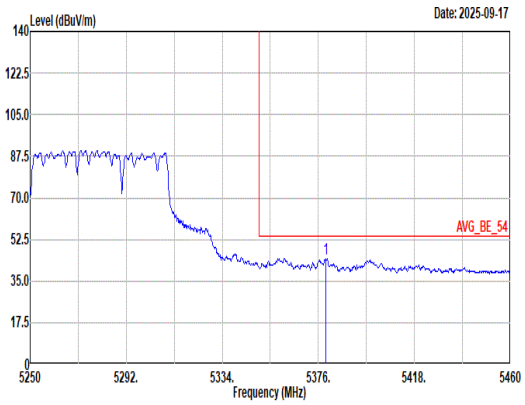 Site : 03CH15-HY Condition: AVG_BE_54 3m 9120D-02294_250606 - new HORIZONTAL : RBW:1000.000kHz VBW:3.900kHz SWT:Auto Limit Read Ant Cable Preamp Aux APos TPos Freq Level Line Margin Level Factor Loss Factor Factor Remark MHz dBuV/m dBuV/m dB dBuV dB/m dB dB dB cm deg 1 5379.36 44.61 54.00 -9.39 39.79 32.84 8.81 36.83 0.00 392 360 Average	Blank

Mode	4	
	Band Edge - L	
	U-NII-2A_5.25-5.35_802.11be EHT160_CH50_Test 20MHz Channel Puncture Location 8_5250MHz	
ANT	5+6+7+8 (CDD)	
Pol.	Vertical	Fundamental
Peak	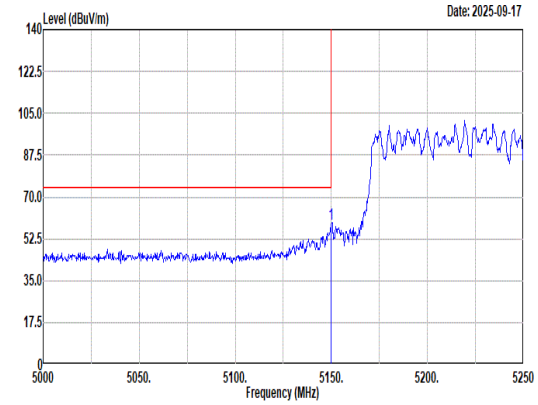 Site : 03CH15-HY Condition: PEAK_BE_74 3m 9120D-02294_250606 - new VERTICAL : RBW:1000.000kHz VBW:3000.000kHz SWT:Auto Freq Level Limit Line Margin Read Level Ant Factor Cable Loss Preamp Factor Aux Factor APos TPos Remark MHz dBuV/m dBuV/m dB dBuV dB/m dB dB dB cm deg 1 5150.00 58.61 74.00 -15.39 53.62 33.20 8.64 36.85 0.00 400 83 Peak	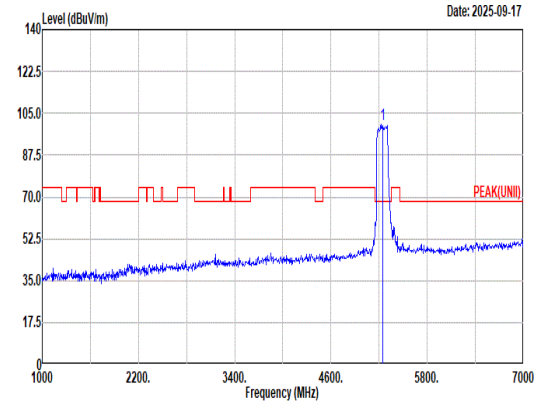 Site : 03CH15-HY Condition: PEAK(UNII) 3m 9120D-02294_250606 - new VERTICAL : RBW:1000.000kHz VBW:3000.000kHz SWT:Auto Freq Level Limit Line Margin Read Level Ant Factor Cable Loss Preamp Factor Aux Factor APos TPos Remark MHz dBuV/m dBuV/m dB dBuV dB/m dB dB dB cm deg 1 5250.00 100.24 ------ ------ 95.43 32.95 8.70 36.84 0.00 400 83 Peak
Avg	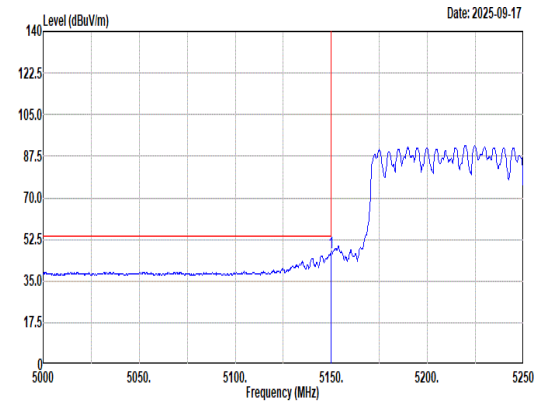 Site : 03CH15-HY Condition: AVG_BE_54 3m 9120D-02294_250606 - new VERTICAL : RBW:1000.000kHz VBW:3.900kHz SWT:Auto Freq Level Limit Line Margin Read Level Ant Factor Cable Loss Preamp Factor Aux Factor APos TPos Remark MHz dBuV/m dBuV/m dB dBuV dB/m dB dB dB cm deg 1 5150.00 47.27 54.00 -6.73 42.28 33.20 8.64 36.85 0.00 400 83 Average	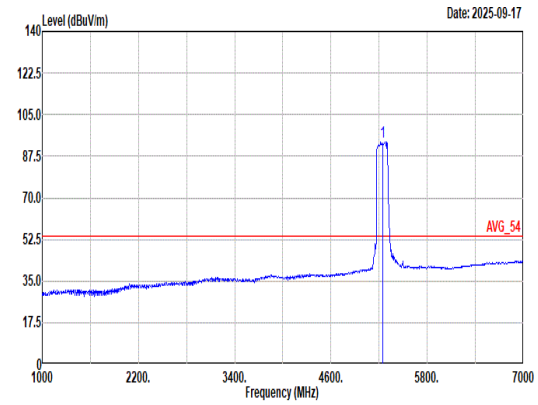 Site : 03CH15-HY Condition: AVG_54 3m 9120D-02294_250606 - new VERTICAL : RBW:1000.000kHz VBW:3.900kHz SWT:Auto Freq Level Limit Line Margin Read Level Ant Factor Cable Loss Preamp Factor Aux Factor APos TPos Remark MHz dBuV/m dBuV/m dB dBuV dB/m dB dB dB cm deg 1 5250.00 93.73 ------ ------ 88.98 32.86 8.73 36.84 0.00 400 83 Average

Mode	4	
	Band Edge - R	
	U-NII-2A_5.25-5.35_802.11be EHT160_CH50_Test 20MHz Channel Puncture Location 8_5250MHz	
ANT	5+6+7+8 (CDD)	
Pol.	Vertical	Fundamental
Peak	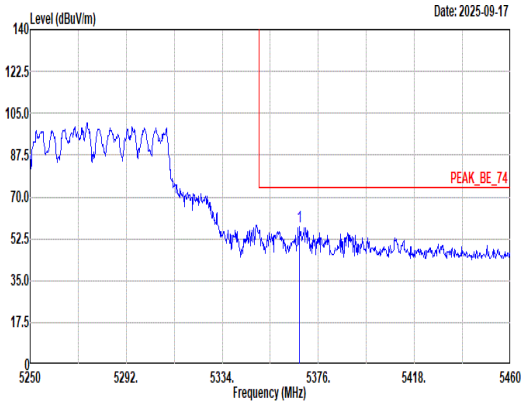 Site : 03CH15-HY Condition: PEAK_BE_74 3m 9120D-02294_250606 - new VERTICAL : RBW:1000.000kHz VBW:3000.000kHz SWT:Auto Limit Read Ant Cable Preamp Aux APos TPos Freq Level Line Margin Level Factor Loss Factor Factor Remark MHz dBuV/m dBuV/m dB dBuV dB/m dB dB dB cm deg 1 5367.81 57.74 74.00 -16.26 52.91 32.86 8.80 36.83 0.00 400 83 Peak	Blank
Avg	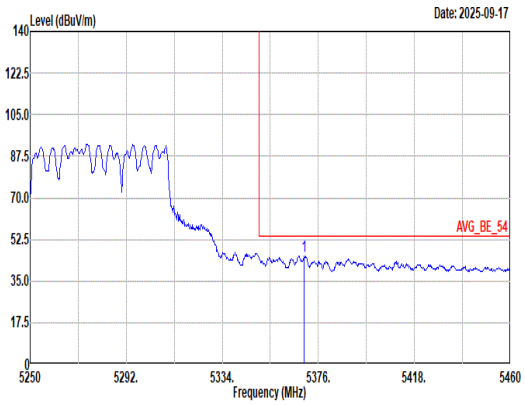 Site : 03CH15-HY Condition: AVG_BE_54 3m 9120D-02294_250606 - new VERTICAL : RBW:1000.000kHz VBW:3.900kHz SWT:Auto Limit Read Ant Cable Preamp Aux APos TPos Freq Level Line Margin Level Factor Loss Factor Factor Remark MHz dBuV/m dBuV/m dB dBuV dB/m dB dB dB cm deg 1 5369.91 45.41 54.00 -8.59 40.58 32.86 8.80 36.83 0.00 400 83 Average	Blank

Mode	5	
	Band Edge - L	
	U-NII-2A_5.25-5.35_802.11be EHT160_CH50_Test 40MHz Channel Puncture Location 1_5250MHz	
ANT	5+6+7+8 (CDD)	
Pol.	Horizontal	Fundamental
Peak	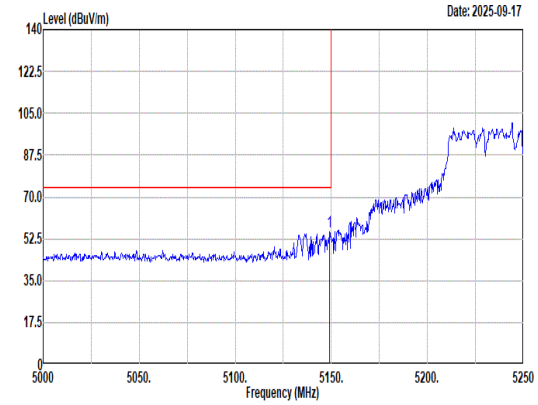 Site : 03CH15-HY Condition: PEAK_BE_74 3m 9120D-02294_250606 - new HORIZONTAL : RBW:1000.000kHz VBW:3000.000kHz SWT:Auto Freq Level Limit Line Margin Read Level Ant Factor Cable Loss Preamp Factor Aux Factor APos TPos Remark MHz dBuV/m dBuV/m dB dBuV dB/m dB dB dB cm deg 1 5149.00 55.26 74.00 -18.74 50.27 33.20 8.64 36.85 0.00 391 335 Peak	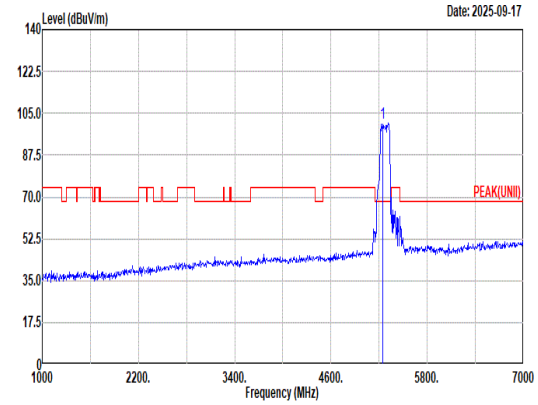 Site : 03CH15-HY Condition: PEAK(UNII) 3m 9120D-02294_250606 - new HORIZONTAL : RBW:1000.000kHz VBW:3000.000kHz SWT:Auto Freq Level Limit Line Margin Read Level Ant Factor Cable Loss Preamp Factor Aux Factor APos TPos Remark MHz dBuV/m dBuV/m dB dBuV dB/m dB dB dB cm deg 1 5250.00 100.95 ------ ------ 96.19 32.83 8.76 36.83 0.00 391 335 Peak
Avg	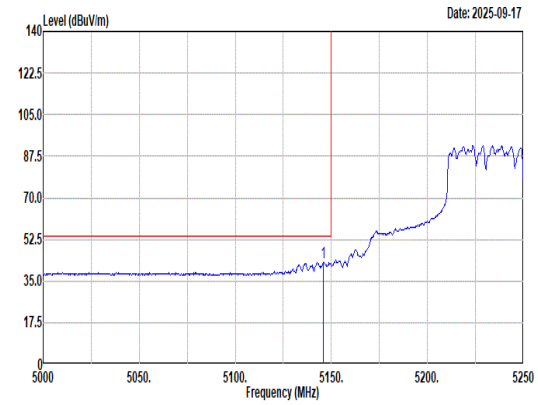 Site : 03CH15-HY Condition: AVG_BE_54 3m 9120D-02294_250606 - new HORIZONTAL : RBW:1000.000kHz VBW:3.600kHz SWT:Auto Freq Level Limit Line Margin Read Level Ant Factor Cable Loss Preamp Factor Aux Factor APos TPos Remark MHz dBuV/m dBuV/m dB dBuV dB/m dB dB dB cm deg 1 5145.75 43.04 54.00 -10.96 38.07 33.18 8.64 36.85 0.00 391 335 Average	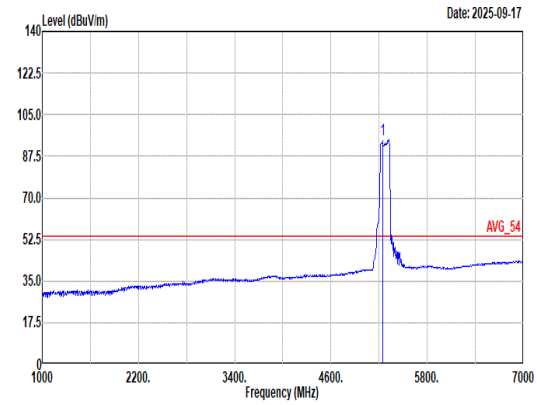 Site : 03CH15-HY Condition: AVG_54 3m 9120D-02294_250606 - new HORIZONTAL : RBW:1000.000kHz VBW:3.600kHz SWT:Auto Freq Level Limit Line Margin Read Level Ant Factor Cable Loss Preamp Factor Aux Factor APos TPos Remark MHz dBuV/m dBuV/m dB dBuV dB/m dB dB dB cm deg 1 5250.00 94.30 ------ ------ 89.51 32.85 8.77 36.83 0.00 391 335 Average

Mode	5	
	Band Edge - R	
	U-NII-2A_5.25-5.35_802.11be EHT160_CH50_Test 40MHz Channel Puncture Location 1_5250MHz	
ANT	5+6+7+8 (CDD)	
Pol.	Horizontal	Fundamental
Peak	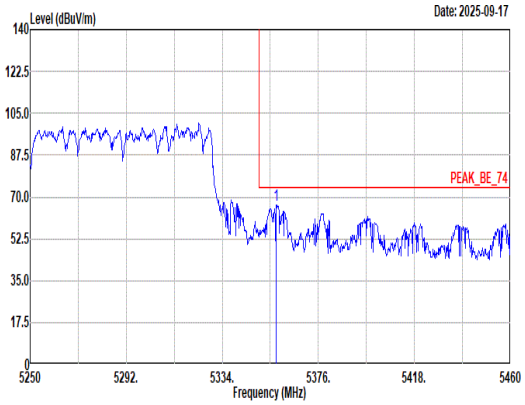 Site : 03CH15-HY Condition: PEAK_BE_74 3m 9120D-02294_250606 - new HORIZONTAL : RBW:1000.000kHz VBW:3000.000kHz SWT:Auto Limit Read Ant Cable Preamp Aux APos TPos Freq Level Line Margin Level Factor Loss Factor Factor Remark MHz dBuV/m dBuV/m dB dBuV dB/m dB dB dB cm deg 1 5357.52 66.60 74.00 -7.40 61.76 32.88 8.79 36.83 0.00 391 335 Peak	Blank
Avg	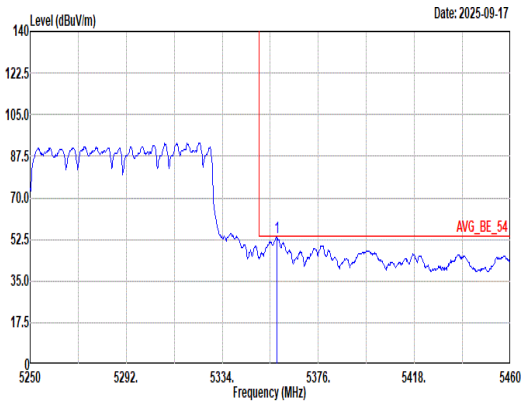 Site : 03CH15-HY Condition: AVG_BE_54 3m 9120D-02294_250606 - new HORIZONTAL : RBW:1000.000kHz VBW:3.600kHz SWT:Auto Limit Read Ant Cable Preamp Aux APos TPos Freq Level Line Margin Level Factor Loss Factor Factor Remark MHz dBuV/m dBuV/m dB dBuV dB/m dB dB dB cm deg 1 5357.73 53.21 54.00 -0.79 48.37 32.88 8.79 36.83 0.00 391 335 Average	Blank

Mode	5	
	Band Edge - L	
	U-NII-2A_5.25-5.35_802.11be EHT160_CH50_Test 40MHz Channel Puncture Location 1_5250MHz	
ANT	5+6+7+8 (CDD)	
Pol.	Vertical	Fundamental
Peak	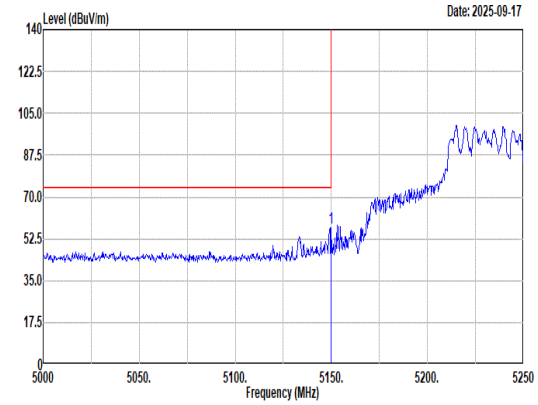 Site : 03CH15-HY Condition: PEAK_BE_74 3m 9120D-02294_250606 - new VERTICAL : RBW:1000.000kHz VBW:3000.000kHz SWT:Auto Freq Level Limit Line Margin Read Level Ant Factor Cable Loss Preamp Factor Aux Factor APos TPos Remark MHz dBuV/m dBuV/m dB dBuV dB/m dB dB dB cm deg 1 5150.00 57.27 74.00 -16.73 52.28 33.20 8.64 36.85 0.00 400 84 Peak	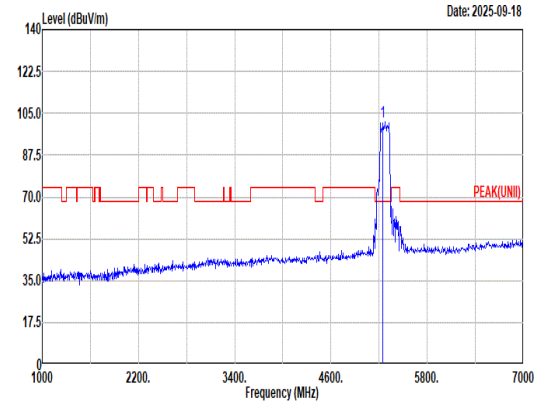 Site : 03CH15-HY Condition: PEAK(UNII) 3m 9120D-02294_250606 - new VERTICAL : RBW:1000.000kHz VBW:3000.000kHz SWT:Auto Freq Level Limit Line Margin Read Level Ant Factor Cable Loss Preamp Factor Aux Factor APos TPos Remark MHz dBuV/m dBuV/m dB dBuV dB/m dB dB dB cm deg 1 5250.00 101.22 ------ ------ 96.47 32.86 8.73 36.84 0.00 400 84 Peak
Avg	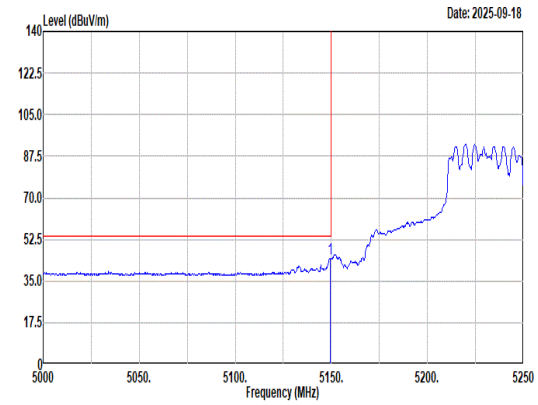 Site : 03CH15-HY Condition: AVG_BE_54 3m 9120D-02294_250606 - new VERTICAL : RBW:1000.000kHz VBW:3.600kHz SWT:Auto Freq Level Limit Line Margin Read Level Ant Factor Cable Loss Preamp Factor Aux Factor APos TPos Remark MHz dBuV/m dBuV/m dB dBuV dB/m dB dB dB cm deg 1 5149.50 44.29 54.00 -9.71 39.30 33.20 8.64 36.85 0.00 400 84 Average	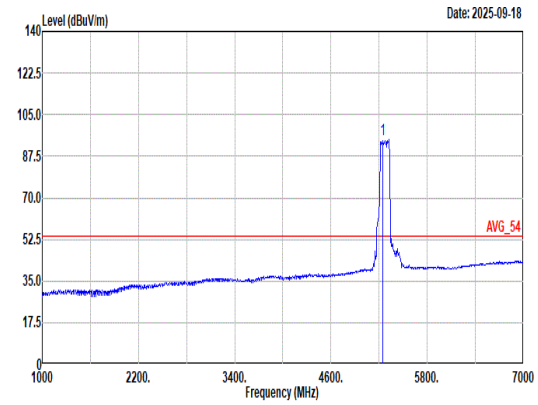 Site : 03CH15-HY Condition: AVG_54 3m 9120D-02294_250606 - new VERTICAL : RBW:1000.000kHz VBW:3.600kHz SWT:Auto Freq Level Limit Line Margin Read Level Ant Factor Cable Loss Preamp Factor Aux Factor APos TPos Remark MHz dBuV/m dBuV/m dB dBuV dB/m dB dB dB cm deg 1 5250.00 94.37 ------ ------ 89.58 32.85 8.77 36.83 0.00 400 84 Average

Mode	5	
	Band Edge - R	
	U-NII-2A_5.25-5.35_802.11be EHT160_CH50_Test 40MHz Channel Puncture Location 1_5250MHz	
ANT	5+6+7+8 (CDD)	
Pol.	Vertical	Fundamental
Peak	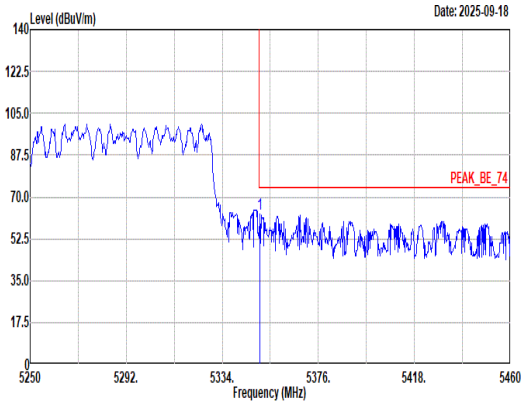 Site : 03CH15-HY Condition: PEAK_BE_74 3m 9120D-02294_250606 - new VERTICAL : RBW:1000.000kHz VBW:3000.000kHz SWT:Auto Limit Read Ant Cable Preamp Aux APos TPos Freq Level Line Margin Level Factor Loss Factor Factor Remark MHz dBuV/m dBuV/m dB dBuV dB/m dB dB dB cm deg 1 5350.38 62.72 74.00 -11.28 57.86 32.90 8.79 36.83 0.00 400 84 Peak	Blank
Avg	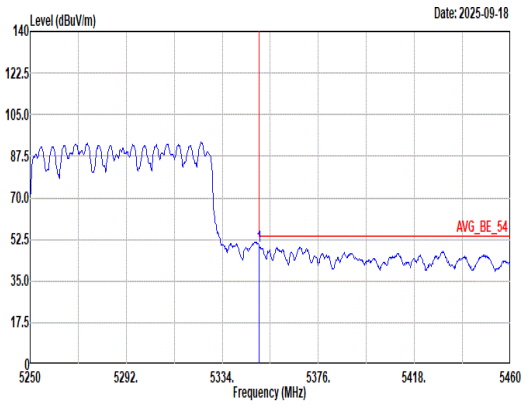 Site : 03CH15-HY Condition: AVG_BE_54 3m 9120D-02294_250606 - new VERTICAL : RBW:1000.000kHz VBW:3.600kHz SWT:Auto Limit Read Ant Cable Preamp Aux APos TPos Freq Level Line Margin Level Factor Loss Factor Factor Remark MHz dBuV/m dBuV/m dB dBuV dB/m dB dB dB cm deg 1 5350.17 49.77 54.00 -4.23 44.91 32.90 8.79 36.83 0.00 400 84 Average	Blank

Mode	6	
	Band Edge - L	
	U-NII-2A_5.25-5.35_802.11be EHT160_CH50_Test 40MHz Channel Puncture Location 4_5250MHz	
ANT	5+6+7+8 (CDD)	
Pol.	Horizontal	Fundamental
Peak	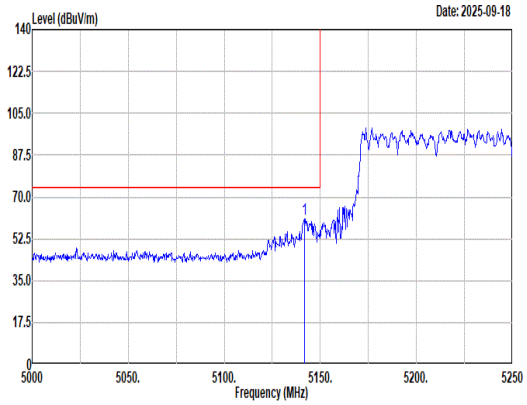 Site : 03CH15-HY Condition: PEAK_BE_74 3m 9120D-02294_250606 - new HORIZONTAL : RBW:1000.000kHz VBW:3000.000kHz SWT:Auto Freq Level Limit Line Margin Read Level Ant Factor Cable Loss Preamp Factor Aux Factor APos TPos Remark MHz dBuV/m dBuV/m dB dBuV dB/m dB dB dB cm deg 1 5141.75 61.00 74.00 -13.00 56.05 33.17 8.63 36.85 0.00 392 360 Peak	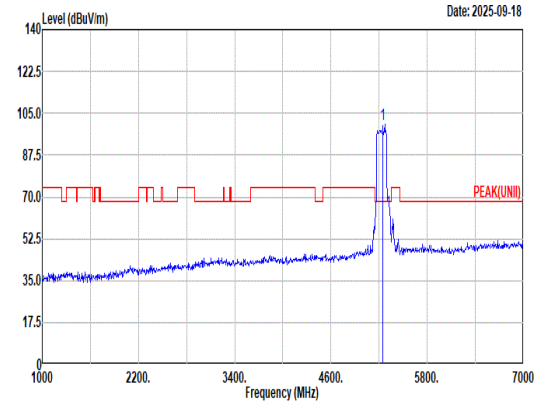 Site : 03CH15-HY Condition: PEAK(UNII) 3m 9120D-02294_250606 - new HORIZONTAL : RBW:1000.000kHz VBW:3000.000kHz SWT:Auto Freq Level Limit Line Margin Read Level Ant Factor Cable Loss Preamp Factor Aux Factor APos TPos Remark MHz dBuV/m dBuV/m dB dBuV dB/m dB dB dB cm deg 1 5250.00 100.12 ------ ------ 95.37 32.86 8.73 36.84 0.00 392 360 Peak
Avg	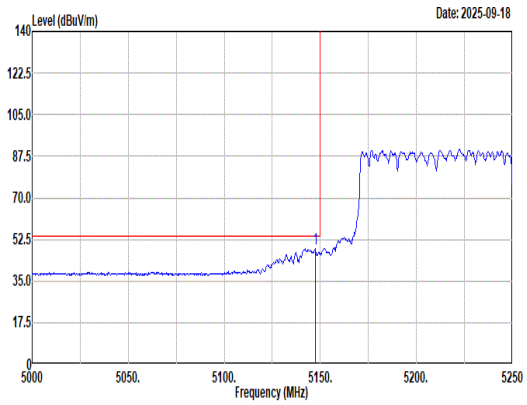 Site : 03CH15-HY Condition: AVG_BE_54 3m 9120D-02294_250606 - new HORIZONTAL : RBW:1000.000kHz VBW:3.600kHz SWT:Auto Freq Level Limit Line Margin Read Level Ant Factor Cable Loss Preamp Factor Aux Factor APos TPos Remark MHz dBuV/m dBuV/m dB dBuV dB/m dB dB dB cm deg 1 5147.25 48.60 54.00 -5.40 43.62 33.19 8.64 36.85 0.00 392 360 Average	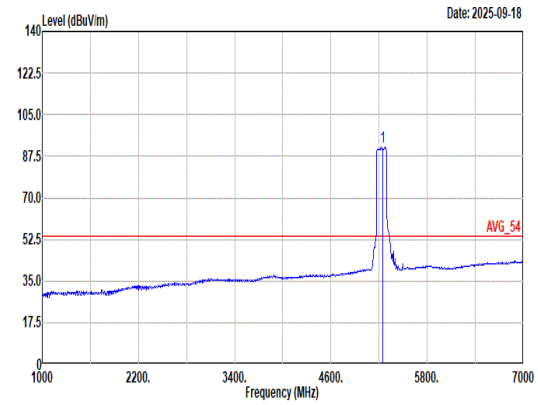 Site : 03CH15-HY Condition: AVG_54 3m 9120D-02294_250606 - new HORIZONTAL : RBW:1000.000kHz VBW:3.600kHz SWT:Auto Freq Level Limit Line Margin Read Level Ant Factor Cable Loss Preamp Factor Aux Factor APos TPos Remark MHz dBuV/m dBuV/m dB dBuV dB/m dB dB dB cm deg 1 5250.00 91.17 ------ ------ 86.42 32.86 8.73 36.84 0.00 392 360 Average

Mode	6	
	Band Edge - R	
	U-NII-2A_5.25-5.35_802.11be EHT160_CH50_Test 40MHz Channel Puncture Location 4_5250MHz	
ANT	5+6+7+8 (CDD)	
Pol.	Horizontal	Fundamental
Peak	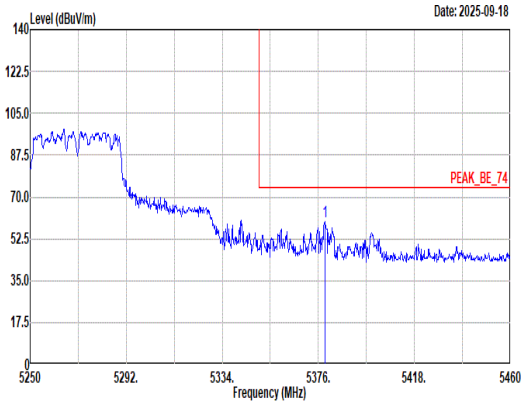 Site : 03CH15-HY Condition: PEAK_BE_74 3m 9120D-02294_250606 - new HORIZONTAL : RBW:1000.000kHz VBW:3000.000kHz SWT:Auto Limit Read Ant Cable Preamp Aux APos TPos Freq Level Line Margin Level Factor Loss Factor Factor Remark MHz dBuV/m dBuV/m dB dBuV dB/m dB dB dB cm deg 1 5378.94 59.49 74.00 -14.51 54.67 32.84 8.81 36.83 0.00 392 360 Peak	Blank
Avg	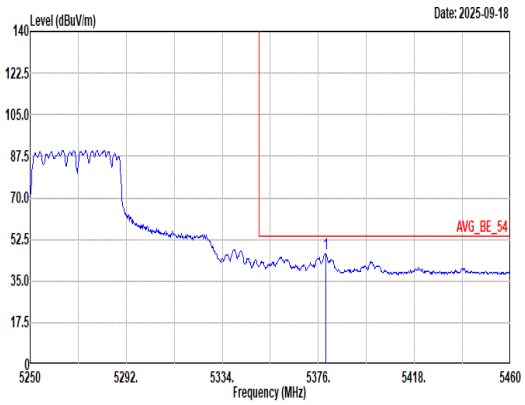 Site : 03CH15-HY Condition: AVG_BE_54 3m 9120D-02294_250606 - new HORIZONTAL : RBW:1000.000kHz VBW:3.600kHz SWT:Auto Limit Read Ant Cable Preamp Aux APos TPos Freq Level Line Margin Level Factor Loss Factor Factor Remark MHz dBuV/m dBuV/m dB dBuV dB/m dB dB dB cm deg 1 5379.15 46.36 54.00 -7.64 41.54 32.84 8.81 36.83 0.00 392 360 Average	Blank

Mode	6	
	Band Edge - L	
	U-NII-2A_5.25-5.35_802.11be EHT160_CH50_Test 40MHz Channel Puncture Location 4_5250MHz	
ANT	5+6+7+8 (CDD)	
Pol.	Vertical	Fundamental
Peak	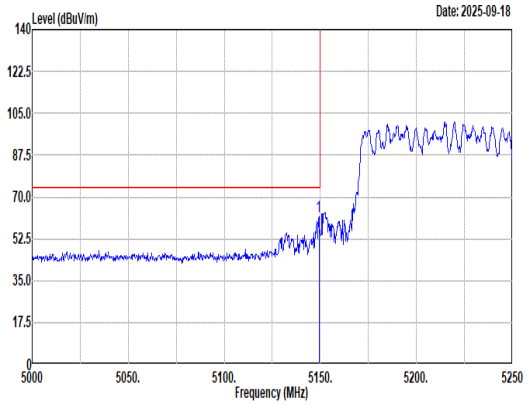 Site : 03CH15-HY Condition: PEAK_BE_74 3m 9120D-02294_250606 - new VERTICAL : RBW:1000.000kHz VBW:3000.000kHz SWT:Auto Freq Level Limit Line Margin Read Level Ant Factor Cable Loss Preamp Factor Aux Factor APos TPos Remark MHz dBuV/m dBuV/m dB dBuV dB/m dB dB dB cm deg 1 5149.25 61.92 74.00 -12.08 56.93 33.20 8.64 36.85 0.00 400 84 Peak	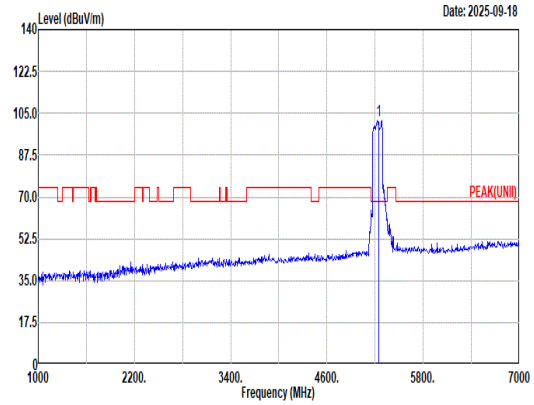 Site : 03CH15-HY Condition: PEAK(UNII) 3m 9120D-02294_250606 - new VERTICAL : RBW:1000.000kHz VBW:3000.000kHz SWT:Auto Freq Level Limit Line Margin Read Level Ant Factor Cable Loss Preamp Factor Aux Factor APos TPos Remark MHz dBuV/m dBuV/m dB dBuV dB/m dB dB dB cm deg 1 5250.00 101.82 ------ ------ 97.02 32.94 8.70 36.84 0.00 400 84 Peak
Avg	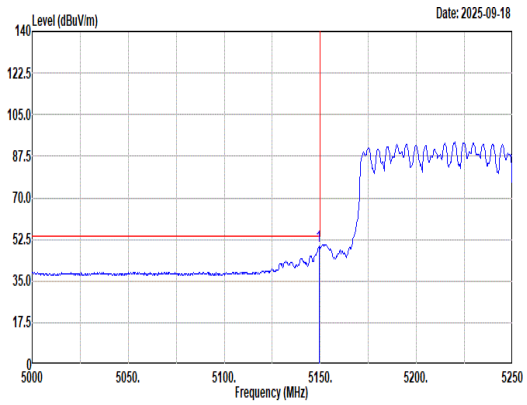 Site : 03CH15-HY Condition: AVG_BE_54 3m 9120D-02294_250606 - new VERTICAL : RBW:1000.000kHz VBW:3.600kHz SWT:Auto Freq Level Limit Line Margin Read Level Ant Factor Cable Loss Preamp Factor Aux Factor APos TPos Remark MHz dBuV/m dBuV/m dB dBuV dB/m dB dB dB cm deg 1 5149.25 49.40 54.00 -4.60 44.41 33.20 8.64 36.85 0.00 400 84 Average	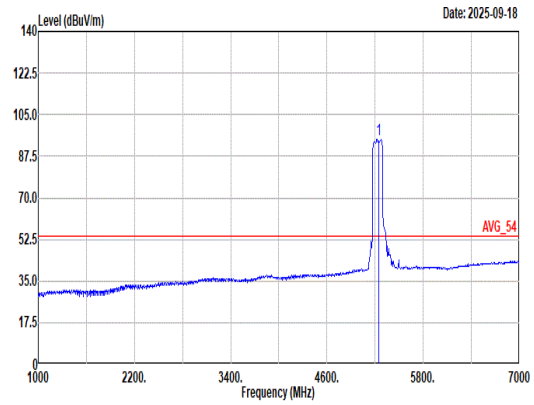 Site : 03CH15-HY Condition: AVG_54 3m 9120D-02294_250606 - new VERTICAL : RBW:1000.000kHz VBW:3.600kHz SWT:Auto Freq Level Limit Line Margin Read Level Ant Factor Cable Loss Preamp Factor Aux Factor APos TPos Remark MHz dBuV/m dBuV/m dB dBuV dB/m dB dB dB cm deg 1 5250.00 94.64 ------ ------ 89.89 32.86 8.73 36.84 0.00 400 84 Average

Mode	6	
	Band Edge - R	
	U-NII-2A_5.25-5.35_802.11be EHT160_CH50_Test 40MHz Channel Puncture Location 4_5250MHz	
ANT	5+6+7+8 (CDD)	
Pol.	Vertical	Fundamental
Peak	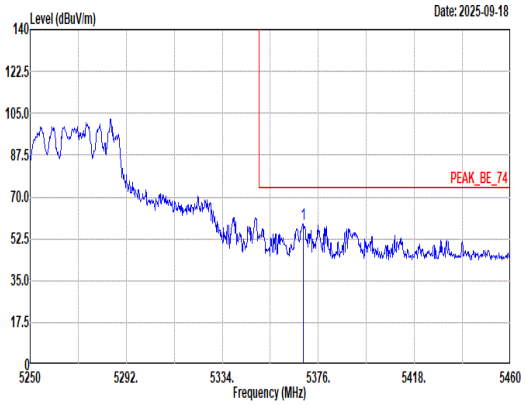 Site : 03CH15-HY Condition: PEAK_BE_74 3m 9120D-02294_250606 - new VERTICAL : RBW:1000.000kHz VBW:3000.000kHz SWT:Auto Limit Read Ant Cable Preamp Aux APos TPos Freq Level Line Margin Level Factor Loss Factor Factor Remark MHz dBuV/m dBuV/m dB dBuV dB/m dB dB dB cm deg 1 5369.28 58.77 74.00 -15.23 53.94 32.86 8.80 36.83 0.00 400 84 Peak	Blank
Avg	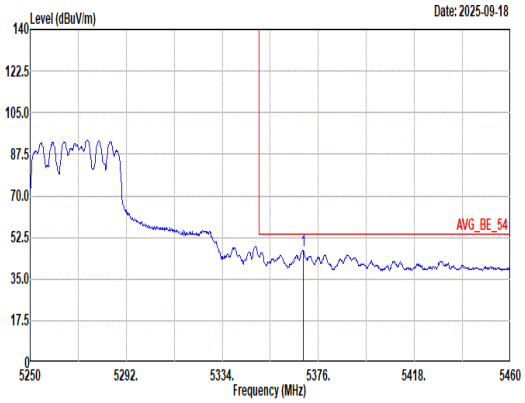 Site : 03CH15-HY Condition: AVG_BE_54 3m 9120D-02294_250606 - new VERTICAL : RBW:1000.000kHz VBW:3.600kHz SWT:Auto Limit Read Ant Cable Preamp Aux APos TPos Freq Level Line Margin Level Factor Loss Factor Factor Remark MHz dBuV/m dBuV/m dB dBuV dB/m dB dB dB cm deg 1 5369.28 46.87 54.00 -7.13 42.04 32.86 8.80 36.83 0.00 400 84 Average	Blank

Mode	7	
	Band Edge - L	
	U-NII-2C_5.47-5.725_802.11be EHT80_CH106_Test 20MHz Channel Puncture Location 4_5530MHz	
ANT	5+6+7+8 (CDD)	
Pol.	Horizontal	Fundamental
Peak	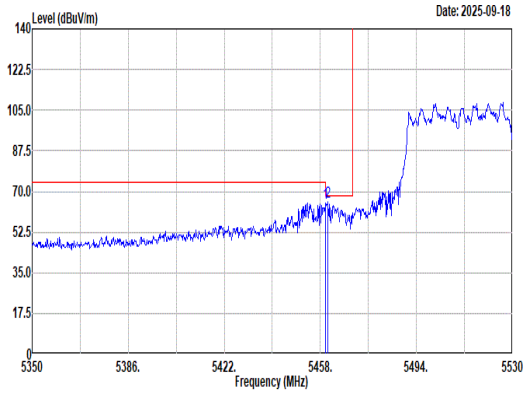 Site : 03CH15-HY Condition: PEAK_BE(UNII)_B3 3m 9120D-02294_250606 - new HORIZONTAL : RBW:1000.000kHz VBW:3000.000kHz SWT:Auto Freq Level Limit Line Margin Read Level Ant Factor Cable Loss Preamp Factor Aux Factor APos TPos Remark MHz dBuV/m dBuV/m dB dBuV dB/m dB dB dB cm deg 1 5459.98 64.98 74.00 -9.02 60.10 32.82 8.88 36.82 0.00 382 164 Peak 2 5460.88 65.72 68.20 -2.48 60.84 32.82 8.88 36.82 0.00 382 164 Peak	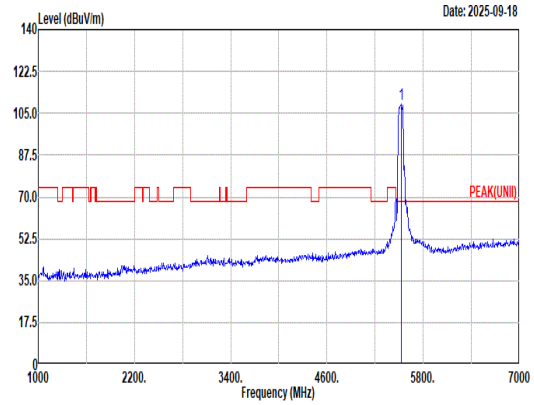 Site : 03CH15-HY Condition: PEAK(UNII) 3m 9120D-02294_250606 - new HORIZONTAL : RBW:1000.000kHz VBW:3000.000kHz SWT:Auto Freq Level Limit Line Margin Read Level Ant Factor Cable Loss Preamp Factor Aux Factor APos TPos Remark MHz dBuV/m dBuV/m dB dBuV dB/m dB dB dB cm deg 1 5530.00 109.09 ------ ------ 104.01 32.95 8.95 36.82 0.00 382 164 Peak
Avg	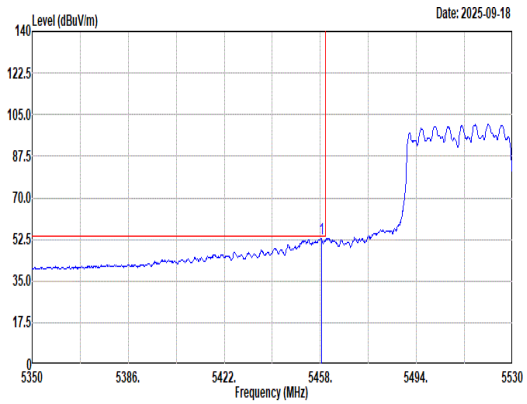 Site : 03CH15-HY Condition: AVG_BE(UNII)_B3 3m 9120D-02294_250606 - new HORIZONTAL : RBW:1000.000kHz VBW:2.000kHz SWT:Auto Freq Level Limit Line Margin Read Level Ant Factor Cable Loss Preamp Factor Aux Factor APos TPos Remark MHz dBuV/m dBuV/m dB dBuV dB/m dB dB dB cm deg 1 5458.36 52.77 54.00 -1.23 47.89 32.82 8.88 36.82 0.00 382 164 Average	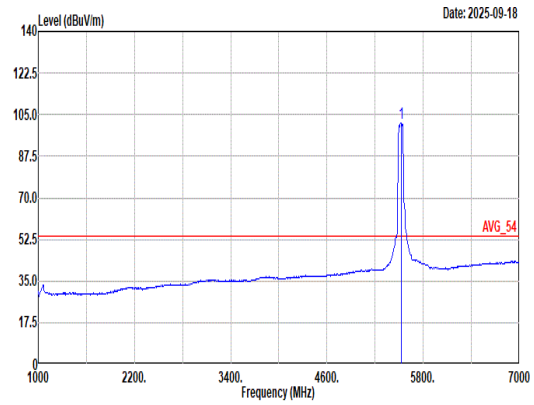 Site : 03CH15-HY Condition: AVG_54 3m 9120D-02294_250606 - new HORIZONTAL : RBW:1000.000kHz VBW:2.000kHz SWT:Auto Freq Level Limit Line Margin Read Level Ant Factor Cable Loss Preamp Factor Aux Factor APos TPos Remark MHz dBuV/m dBuV/m dB dBuV dB/m dB dB dB cm deg 1 5530.00 101.21 ------ ------ 96.13 32.95 8.95 36.82 0.00 382 164 Average

Mode	7	
	Band Edge - R	
	U-NII-2C_5.47-5.725_802.11be EHT80_CH106_Test 20MHz Channel Puncture Location 4_5530MHz	
ANT	5+6+7+8 (CDD)	
Pol.	Horizontal	Fundamental
Peak	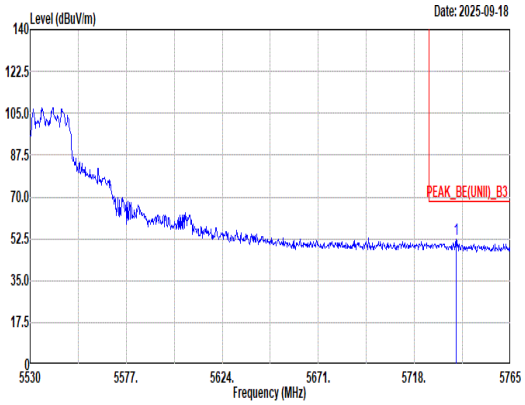 Site : 03CH15-HY Condition: PEAK_BE(UNII)_B3 3m 9120D-02294_250606 - new HORIZONTAL : RBW:1000.000kHz VBW:3000.000kHz SWT:Auto Limit Read Ant Cable Preamp Aux APos TPos Freq Level Line Margin Level Factor Loss Factor Factor Remark MHz dBuV/m dBuV/m dB dBuV dB/m dB dB dB cm deg 1 5738.45 52.05 68.20 -16.15 45.81 33.85 9.18 36.79 0.00 382 164 Peak	Blank

Mode	7	
	Band Edge - L	
	U-NII-2C_5.47-5.725_802.11be EHT80_CH106_Test 20MHz Channel Puncture Location 4_5530MHz	
ANT	5+6+7+8 (CDD)	
Pol.	Vertical	Fundamental
Peak	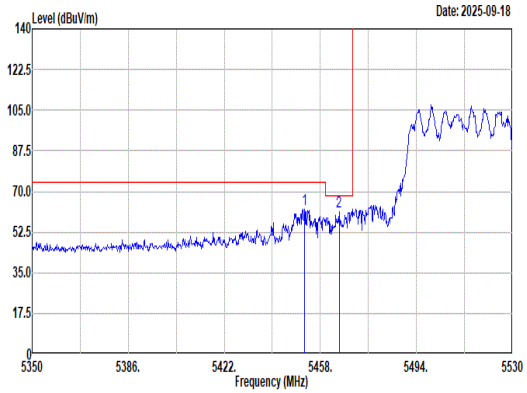 Site : 03CH15-HY Condition: PEAK_BE(UNII)_B3 3m 9120D-02294_250606 - new VERTICAL : RBW:1000.000kHz VBW:3000.000kHz SWT:Auto Freq Level Limit Line Margin Read Level Ant Factor Cable Loss Preamp Factor Aux Factor APos TPos Remark MHz dBuV/m dBuV/m dB dBuV dB/m dB dB dB cm deg 1 5452.06 62.50 74.00 -11.50 57.65 32.80 8.87 36.82 0.00 398 89 Peak 2 5465.02 61.33 68.20 -6.87 56.43 32.83 8.89 36.82 0.00 398 89 Peak	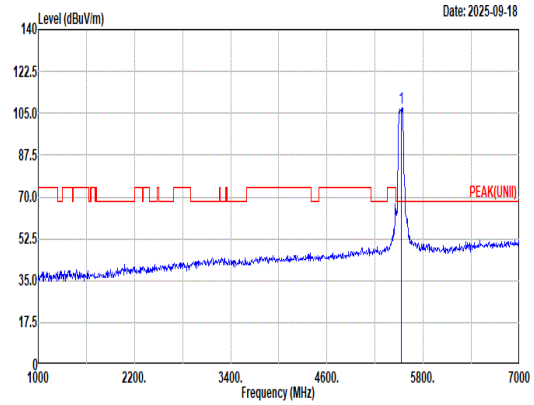 Site : 03CH15-HY Condition: PEAK(UNII) 3m 9120D-02294_250606 - new VERTICAL : RBW:1000.000kHz VBW:3000.000kHz SWT:Auto Freq Level Limit Line Margin Read Level Ant Factor Cable Loss Preamp Factor Aux Factor APos TPos Remark MHz dBuV/m dBuV/m dB dBuV dB/m dB dB dB cm deg 1 5530.00 107.27 ------ ------ 102.13 32.98 8.97 36.81 0.00 398 89 Peak
Avg	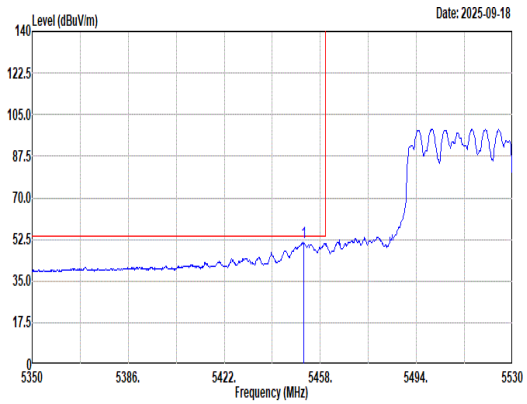 Site : 03CH15-HY Condition: AVG_BE(UNII)_B3 3m 9120D-02294_250606 - new VERTICAL : RBW:1000.000kHz VBW:2.000kHz SWT:Auto Freq Level Limit Line Margin Read Level Ant Factor Cable Loss Preamp Factor Aux Factor APos TPos Remark MHz dBuV/m dBuV/m dB dBuV dB/m dB dB dB cm deg 1 5451.88 51.00 54.00 -3.00 46.15 32.80 8.87 36.82 0.00 398 89 Average	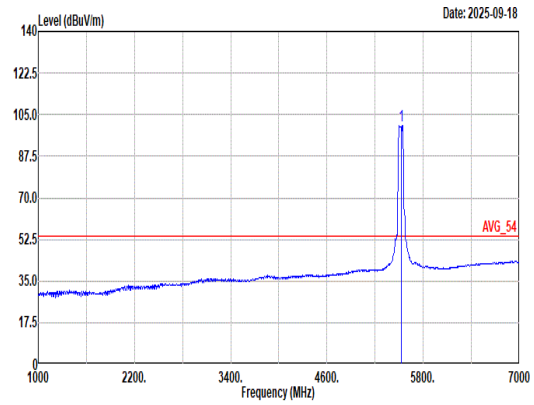 Site : 03CH15-HY Condition: AVG_54 3m 9120D-02294_250606 - new VERTICAL : RBW:1000.000kHz VBW:2.000kHz SWT:Auto Freq Level Limit Line Margin Read Level Ant Factor Cable Loss Preamp Factor Aux Factor APos TPos Remark MHz dBuV/m dBuV/m dB dBuV dB/m dB dB dB cm deg 1 5530.00 100.53 ------ ------ 95.39 32.98 8.97 36.81 0.00 398 89 Average

Mode	7	
	Band Edge - R	
	U-NII-2C_5.47-5.725_802.11be EHT80_CH106_Test 20MHz Channel Puncture Location 4_5530MHz	
ANT	5+6+7+8 (CDD)	
Pol.	Vertical	Fundamental
Peak	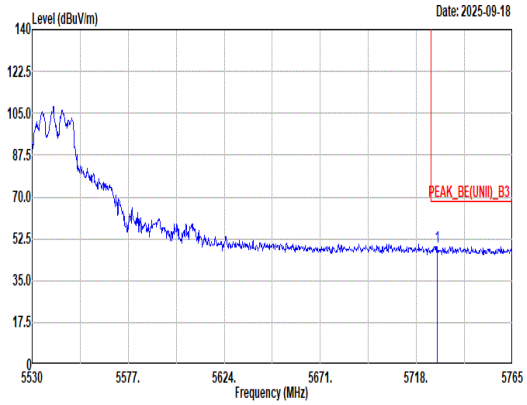 Site : 03CH15-HY Condition: PEAK_BE(UNII)_B3 3m 9120D-02294_250606 - new VERTICAL : RBW:1000.000kHz VBW:3000.000kHz SWT:Auto Limit Read Ant Cable Preamp Aux APos TPos Freq Level Line Margin Level Factor Loss Factor Factor Remark MHz dBuV/m dBuV/m dB dBuV dB/m dB dB dB cm deg 1 5728.11 49.17 68.20 -19.03 42.99 33.81 9.16 36.79 0.00 398 89 Peak	Blank

Mode	8	
	Band Edge - L	
	U-NII-2C_5.47-5.725_802.11be EHT80_CH122_Test 20MHz Channel Puncture Location 1_5610MHz	
ANT	5+6+7+8 (CDD)	
Pol.	Horizontal	Fundamental
Peak	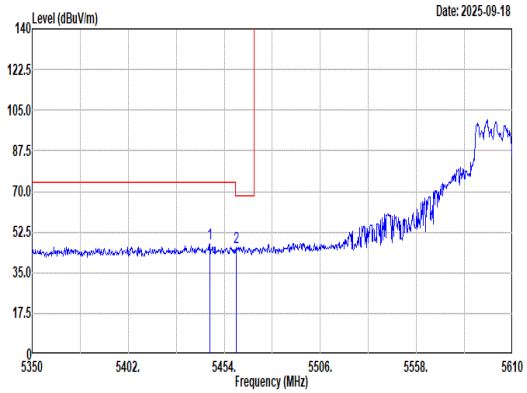 Site : 03CH15-HY Condition: PEAK_BE(UNII)_B3 3m 9120D-02294_250606 - new HORIZONTAL : RBW:1000.000kHz VBW:3000.000kHz SWT:Auto Freq Level Limit Line Margin Read Level Ant Factor Cable Loss Preamp Factor Aux Factor APos TPos Remark MHz dBuV/m dBuV/m dB dBuV dB/m dB dB dB cm deg 1 5446.20 47.38 74.00 -26.62 42.53 32.80 8.87 36.82 0.00 380 164 Peak 2 5460.50 46.10 68.20 -22.10 41.22 32.82 8.88 36.82 0.00 380 164 Peak	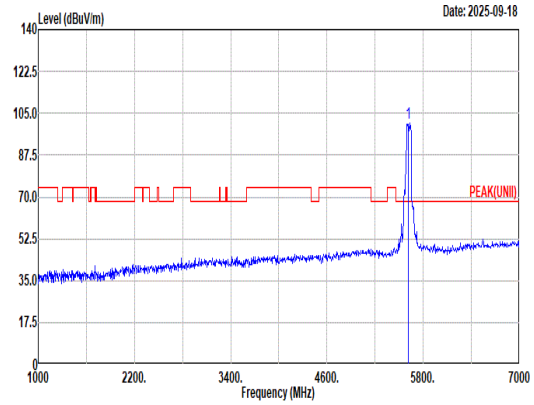 Site : 03CH15-HY Condition: PEAK(UNII) 3m 9120D-02294_250606 - new HORIZONTAL : RBW:1000.000kHz VBW:3000.000kHz SWT:Auto Freq Level Limit Line Margin Read Level Ant Factor Cable Loss Preamp Factor Aux Factor APos TPos Remark MHz dBuV/m dBuV/m dB dBuV dB/m dB dB dB cm deg 1 5610.00 100.67 ------ ------ 95.27 33.13 9.07 36.80 0.00 380 164 Peak
Avg	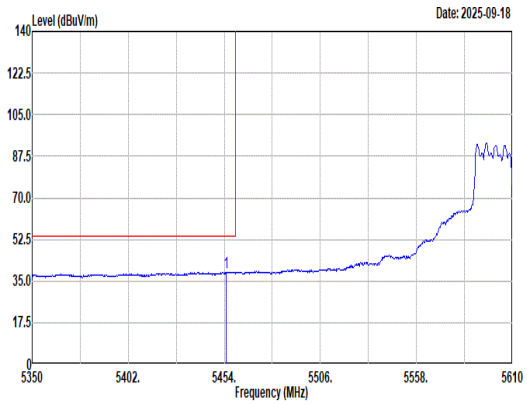 Site : 03CH15-HY Condition: AVG_BE(UNII)_B3 3m 9120D-02294_250606 - new HORIZONTAL : RBW:1000.000kHz VBW:2.000kHz SWT:Auto Freq Level Limit Line Margin Read Level Ant Factor Cable Loss Preamp Factor Aux Factor APos TPos Remark MHz dBuV/m dBuV/m dB dBuV dB/m dB dB dB cm deg 1 5455.04 38.77 54.00 -15.23 33.90 32.81 8.88 36.82 0.00 380 164 Average	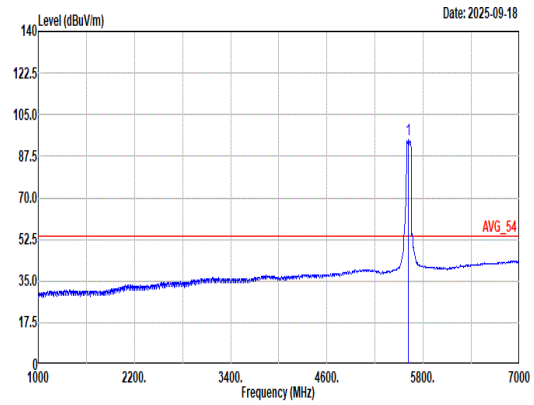 Site : 03CH15-HY Condition: AVG_54 3m 9120D-02294_250606 - new HORIZONTAL : RBW:1000.000kHz VBW:2.000kHz SWT:Auto Freq Level Limit Line Margin Read Level Ant Factor Cable Loss Preamp Factor Aux Factor APos TPos Remark MHz dBuV/m dBuV/m dB dBuV dB/m dB dB dB cm deg 1 5610.00 94.33 ------ ------ 89.12 32.98 9.04 36.81 0.00 380 164 Average

Mode	8	
	Band Edge - R	
	U-NII-2C_5.47-5.725_802.11be EHT80_CH122_Test 20MHz Channel Puncture Location 1_5610MHz	
ANT	5+6+7+8 (CDD)	
Pol.	Horizontal	Fundamental
Peak	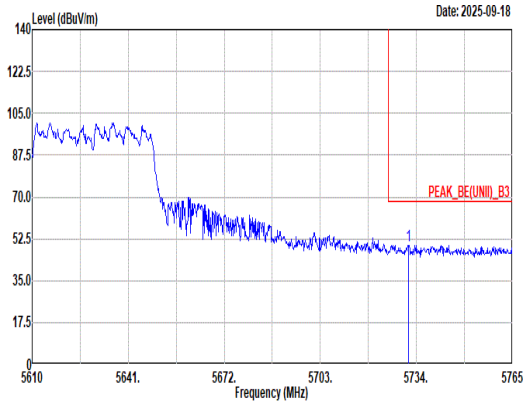 Site : 03CH15-HY Condition: PEAK_BE(UNII)_B3 3m 9120D-02294_250606 - new HORIZONTAL : RBW:1000.000kHz VBW:3000.000kHz SWT:Auto Limit Read Ant Cable Preamp Aux APos TPos Freq Level Line Margin Level Factor Loss Factor Factor Remark MHz dBuV/m dBuV/m dB dBuV dB/m dB dB dB cm deg 1 5731.37 49.85 68.20 -18.35 43.64 33.83 9.17 36.79 0.00 380 164 Peak	Blank

Mode	8	
	Band Edge - L	
	U-NII-2C_5.47-5.725_802.11be EHT80_CH122_Test 20MHz Channel Puncture Location 1_5610MHz	
ANT	5+6+7+8 (CDD)	
Pol.	Vertical	Fundamental
Peak	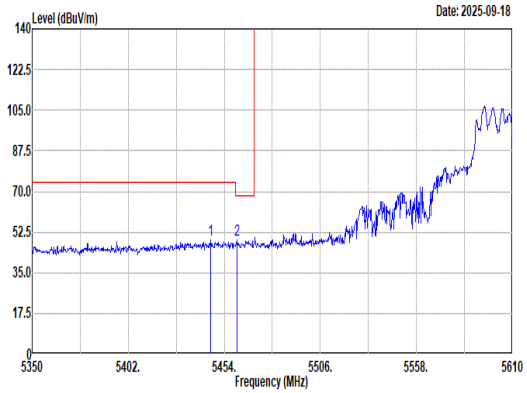 Site : 03CH15-HY Condition: PEAK_BE(UNII)_B3 3m 9120D-02294_250606 - new VERTICAL : RBW:1000.000kHz VBW:3000.000kHz SWT:Auto Freq Level Limit Line Margin Read Level Ant Factor Cable Loss Preamp Factor Aux Factor APos TPos Remark MHz dBuV/m dBuV/m dB dBuV dB/m dB dB dB cm deg 1 5446.72 49.17 74.00 -24.83 44.32 32.80 8.87 36.82 0.00 400 89 Peak 2 5461.02 49.21 68.20 -18.99 44.33 32.82 8.88 36.82 0.00 400 89 Peak	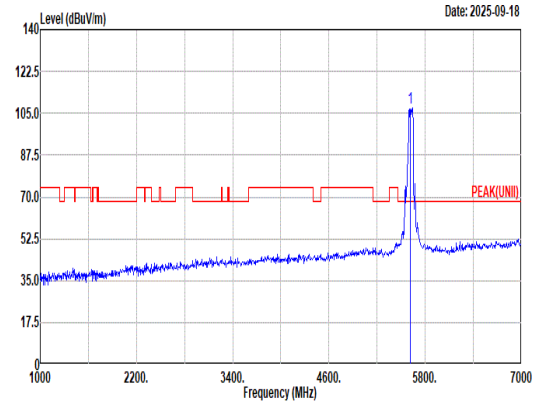 Site : 03CH15-HY Condition: PEAK(UNII) 3m 9120D-02294_250606 - new VERTICAL : RBW:1000.000kHz VBW:3000.000kHz SWT:Auto Freq Level Limit Line Margin Read Level Ant Factor Cable Loss Preamp Factor Aux Factor APos TPos Remark MHz dBuV/m dBuV/m dB dBuV dB/m dB dB dB cm deg 1 5610.00 107.06 ------ ------ 101.62 33.16 9.08 36.80 0.00 400 89 Peak
Avg	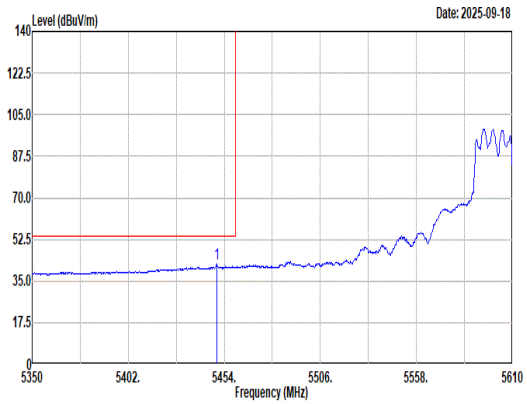 Site : 03CH15-HY Condition: AVG_BE(UNII)_B3 3m 9120D-02294_250606 - new VERTICAL : RBW:1000.000kHz VBW:2.000kHz SWT:Auto Freq Level Limit Line Margin Read Level Ant Factor Cable Loss Preamp Factor Aux Factor APos TPos Remark MHz dBuV/m dBuV/m dB dBuV dB/m dB dB dB cm deg 1 5449.84 42.15 54.00 -11.85 37.30 32.80 8.87 36.82 0.00 400 89 Average	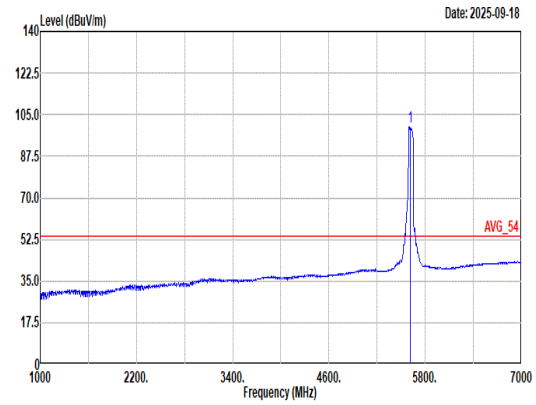 Site : 03CH15-HY Condition: AVG_54 3m 9120D-02294_250606 - new VERTICAL : RBW:1000.000kHz VBW:2.000kHz SWT:Auto Freq Level Limit Line Margin Read Level Ant Factor Cable Loss Preamp Factor Aux Factor APos TPos Remark MHz dBuV/m dBuV/m dB dBuV dB/m dB dB dB cm deg 1 5610.00 99.99 ------ ------ 94.86 32.91 9.03 36.81 0.00 400 89 Average

Mode	8	
	Band Edge - R	
	U-NII-2C_5.47-5.725_802.11be EHT80_CH122_Test 20MHz Channel Puncture Location 1_5610MHz	
ANT	5+6+7+8 (CDD)	
Pol.	Vertical	Fundamental
Peak	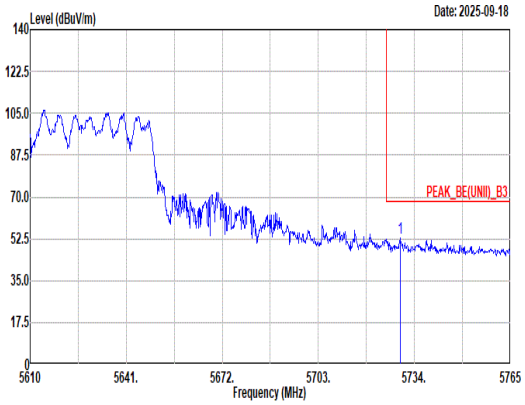 Site : 03CH15-HY Condition: PEAK_BE(UNII)_B3 3m 9120D-02294_250606 - new VERTICAL : RBW:1000.000kHz VBW:3000.000kHz SWT:Auto Limit Read Ant Cable Preamp Aux APos TPos Freq Level Line Margin Level Factor Loss Factor Factor Remark MHz dBuV/m dBuV/m dB dBuV dB/m dB dB dB cm deg 1 5729.35 52.67 68.20 -15.53 46.47 33.82 9.17 36.79 0.00 400 89 Peak	Blank

Mode	9	
	Band Edge - L	
	U-NII-2C_5.47-5.725_802.11be EHT160_CH114_Test 20MHz Channel Puncture Location 1_5570MHz	
ANT	5+6+7+8 (CDD)	
Pol.	Horizontal	Fundamental
Peak	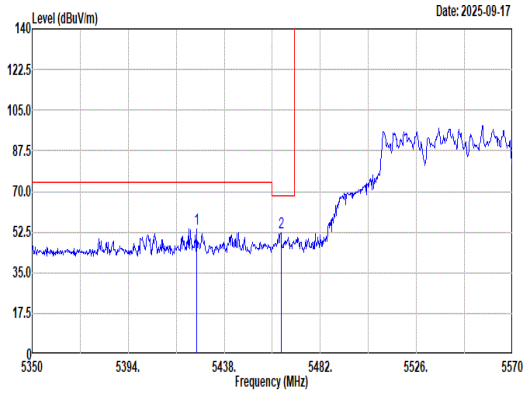 Site : 03CH15-HY Condition: PEAK_BE(UNII)_B3 3m 9120D-02294_250606 - new HORIZONTAL : RBW:1000.000kHz VBW:3000.000kHz SWT:Auto Freq Level Limit Line Margin Read Level Ant Factor Cable Loss Preamp Factor Aux Factor APos TPos Remark MHz dBuV/m dBuV/m dB dBuV dB/m dB dB dB cm deg 1 5425.24 53.96 74.00 -20.04 49.14 32.80 8.85 36.83 0.00 379 165 Peak 2 5463.96 52.23 68.20 -15.97 47.33 32.83 8.89 36.82 0.00 379 165 Peak	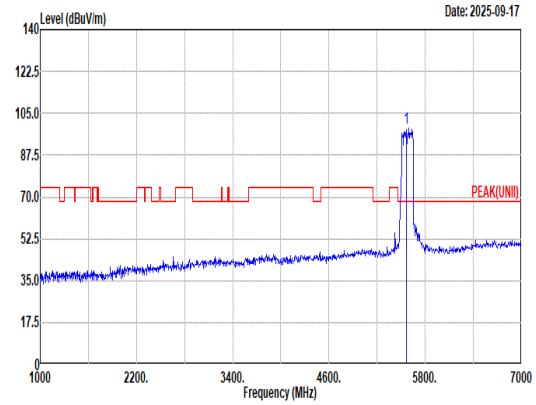 Site : 03CH15-HY Condition: PEAK(UNII) 3m 9120D-02294_250606 - new HORIZONTAL : RBW:1000.000kHz VBW:3000.000kHz SWT:Auto Freq Level Limit Line Margin Read Level Ant Factor Cable Loss Preamp Factor Aux Factor APos TPos Remark MHz dBuV/m dBuV/m dB dBuV dB/m dB dB dB cm deg 1 5570.00 99.00 ------ ------ 93.87 32.91 9.03 36.81 0.00 379 165 Peak
Avg	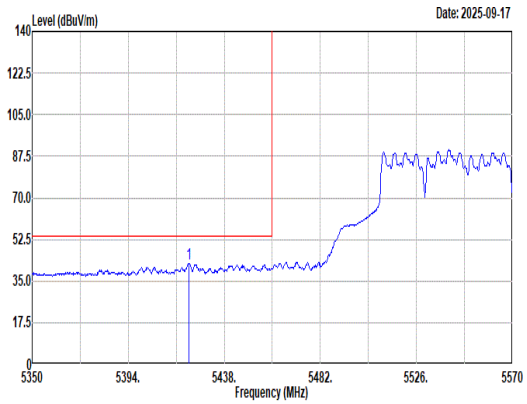 Site : 03CH15-HY Condition: AVG_BE(UNII)_B3 3m 9120D-02294_250606 - new HORIZONTAL : RBW:1000.000kHz VBW:3.900kHz SWT:Auto Freq Level Limit Line Margin Read Level Ant Factor Cable Loss Preamp Factor Aux Factor APos TPos Remark MHz dBuV/m dBuV/m dB dBuV dB/m dB dB dB cm deg 1 5421.72 42.44 54.00 -11.56 37.63 32.80 8.84 36.83 0.00 379 165 Average	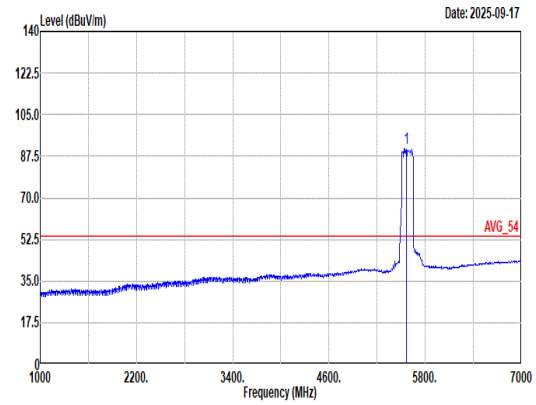 Site : 03CH15-HY Condition: AVG_54 3m 9120D-02294_250606 - new HORIZONTAL : RBW:1000.000kHz VBW:3.900kHz SWT:Auto Freq Level Limit Line Margin Read Level Ant Factor Cable Loss Preamp Factor Aux Factor APos TPos Remark MHz dBuV/m dBuV/m dB dBuV dB/m dB dB dB cm deg 1 5570.00 90.77 ------ ------ 85.63 32.98 8.97 36.81 0.00 379 165 Average

Mode	9	
	Band Edge - R	
	U-NII-2C_5.47-5.725_802.11be EHT160_CH114_Test 20MHz Channel Puncture Location 1_5570MHz	
ANT	5+6+7+8 (CDD)	
Pol.	Horizontal	Fundamental
Peak	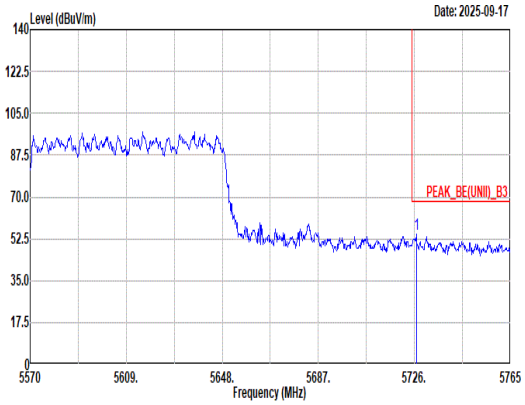 Site : 03CH15-HY Condition: PEAK_BE(UNII)_B3 3m 9120D-02294_250606 - new HORIZONTAL : RBW:1000.000kHz VBW:3000.000kHz SWT:Auto Limit Read Ant Cable Preamp Aux APos TPos Freq Level Line Margin Level Factor Loss Factor Factor Remark MHz dBuV/m dBuV/m dB dBuV dB/m dB dB dB cm deg 1 5726.78 54.33 68.20 -13.87 48.15 33.81 9.16 36.79 0.00 379 165 Peak	Blank

Mode	9
	Band Edge - L
	U-NII-2C_5.47-5.725_802.11be EHT160_CH114_Test 20MHz Channel Puncture Location 1_5570MHz
ANT	5+6+7+8 (CDD)

Pol.	Vertical	Fundamental
Peak	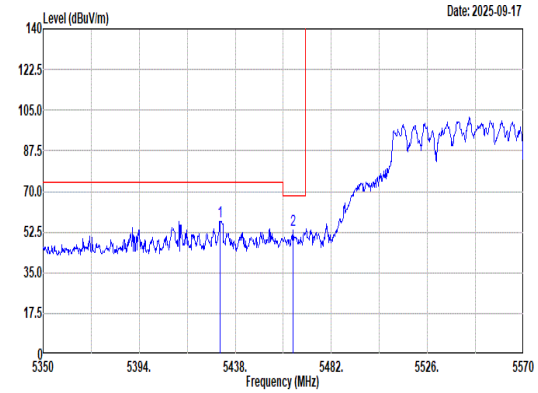 Site : 03CH15-HY Condition: PEAK_BE(UNII)_B3 3m 9120D-02294_250606 - new VERTICAL : RBW:1000.000kHz VBW:3000.000kHz SWT:Auto Freq Level Limit Line Margin Read Level Ant Factor Cable Loss Preamp Factor Aux Factor APos TPos Remark MHz dBuV/m dBuV/m dB dBuV dB/m dB dB dB cm deg 1 5431.18 57.31 74.00 -16.69 52.49 32.80 8.85 36.83 0.00 400 91 Peak 2 5464.62 53.11 68.20 -15.09 48.21 32.83 8.89 36.82 0.00 400 91 Peak	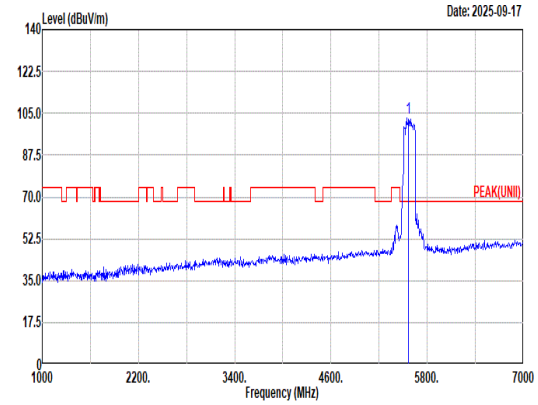 Site : 03CH15-HY Condition: PEAK(UNII) 3m 9120D-02294_250606 - new VERTICAL : RBW:1000.000kHz VBW:3000.000kHz SWT:Auto Freq Level Limit Line Margin Read Level Ant Factor Cable Loss Preamp Factor Aux Factor APos TPos Remark MHz dBuV/m dBuV/m dB dBuV dB/m dB dB dB cm deg 1 5570.00 103.07 ------ ------ 97.93 32.98 8.97 36.81 0.00 400 91 Peak
Avg	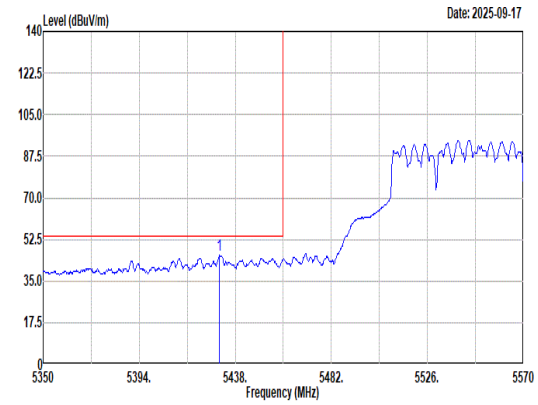 Site : 03CH15-HY Condition: AVG_BE(UNII)_B3 3m 9120D-02294_250606 - new VERTICAL : RBW:1000.000kHz VBW:3.900kHz SWT:Auto Freq Level Limit Line Margin Read Level Ant Factor Cable Loss Preamp Factor Aux Factor APos TPos Remark MHz dBuV/m dBuV/m dB dBuV dB/m dB dB dB cm deg 1 5430.74 45.87 54.00 -8.13 41.05 32.80 8.85 36.83 0.00 400 91 Average	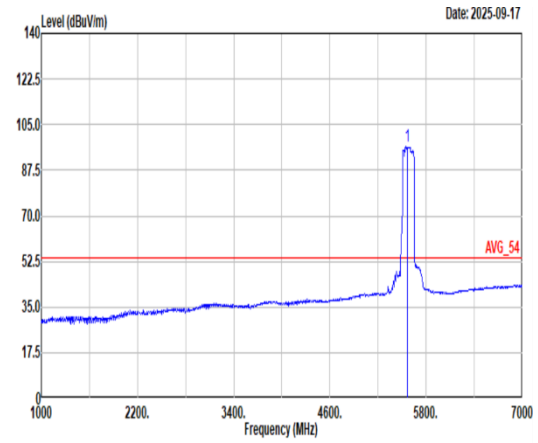 Site : 03CH15-HY Condition: AVG_54 3m 9120D-02294_250606 - new VERTICAL : RBW:1000.000kHz VBW:3.900kHz SWT:Auto Freq Level Limit Line Margin Read Level Ant Factor Cable Loss Preamp Factor Aux Factor APos TPos Remark MHz dBuV/m dBuV/m dB dBuV dB/m dB dB dB cm deg 1 5570.00 96.46 ------ ------ 91.32 32.98 8.97 36.81 0.00 400 91 Average

Mode	9	
	Band Edge - R	
	U-NII-2C_5.47-5.725_802.11be EHT160_CH114_Test 20MHz Channel Puncture Location 1_5570MHz	
ANT	5+6+7+8 (CDD)	
Pol.	Vertical	Fundamental
Peak	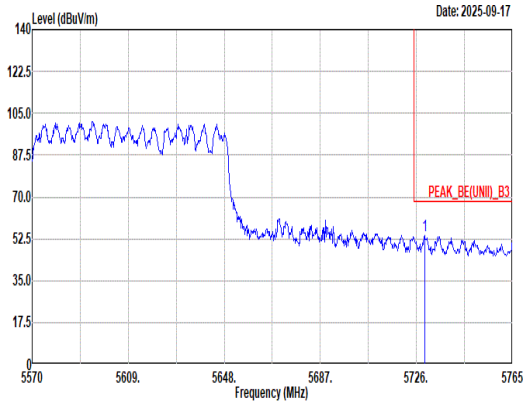 Site : 03CH15-HY Condition: PEAK_BE(UNII)_B3 3m 9120D-02294_250606 - new VERTICAL : RBW:1000.000kHz VBW:3000.000kHz SWT:Auto Detector : PEAK Mode : 9 Setting : 66 Freq Level Limit Line Margin Read Level Ant Factor Cable Loss Preamp Factor Aux Factor APos TPos Remark MHz dBuV/m dBuV/m dB dBuV dB/m dB dB dB cm deg 1 5729.32 54.13 68.20 -14.07 47.93 33.82 9.17 36.79 0.00 400 91 Peak	Blank

Mode	10	
	Band Edge - L	
	U-NII-2C_5.47-5.725_802.11be EHT160_CH114_Test 20MHz Channel Puncture Location 8_5570MHz	
ANT	5+6+7+8 (CDD)	
Pol.	Horizontal	Fundamental
Peak	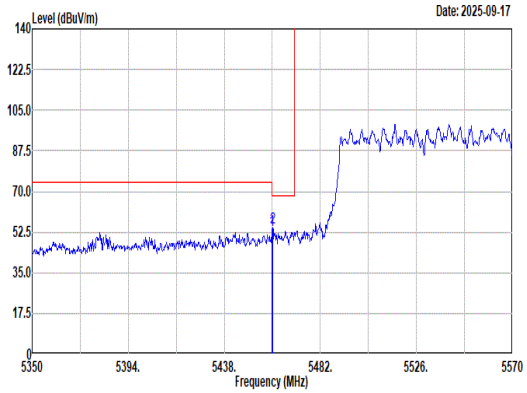 Site : 03CH15-HY Condition: PEAK_BE(UNII)_B3 3m 9120D-02294_250606 - new HORIZONTAL : RBW:1000.000kHz VBW:3000.000kHz SWT:Auto Freq Level Limit Line Margin Read Level Ant Factor Cable Loss Preamp Factor Aux Factor APos TPos Remark MHz dBuV/m dBuV/m dB dBuV dB/m dB dB dB cm deg 1 5460.00 53.48 68.20 -14.72 48.60 32.82 8.88 36.82 0.00 380 163 Peak 2 5460.22 54.21 68.20 -13.99 49.33 32.82 8.88 36.82 0.00 380 163 Peak	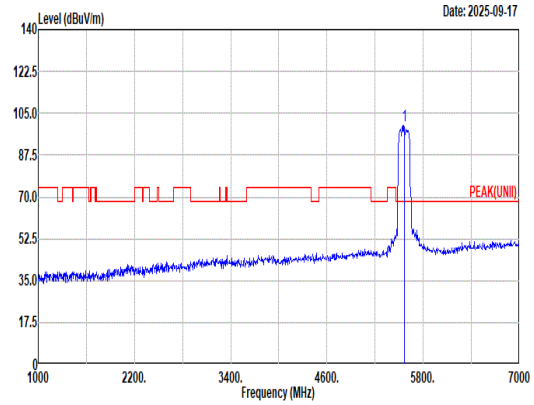 Site : 03CH15-HY Condition: PEAK(UNII) 3m 9120D-02294_250606 - new HORIZONTAL : RBW:1000.000kHz VBW:3000.000kHz SWT:Auto Freq Level Limit Line Margin Read Level Ant Factor Cable Loss Preamp Factor Aux Factor APos TPos Remark MHz dBuV/m dBuV/m dB dBuV dB/m dB dB dB cm deg 1 5570.00 99.79 ------ ------ 94.65 32.98 8.97 36.81 0.00 380 163 Peak
Avg	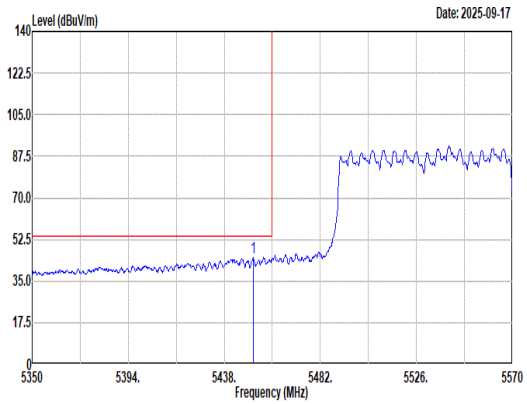 Site : 03CH15-HY Condition: AVG_BE(UNII)_B3 3m 9120D-02294_250606 - new HORIZONTAL : RBW:1000.000kHz VBW:3.900kHz SWT:Auto Freq Level Limit Line Margin Read Level Ant Factor Cable Loss Preamp Factor Aux Factor APos TPos Remark MHz dBuV/m dBuV/m dB dBuV dB/m dB dB dB cm deg 1 5451.20 45.10 54.00 -8.90 40.25 32.80 8.87 36.82 0.00 380 163 Average	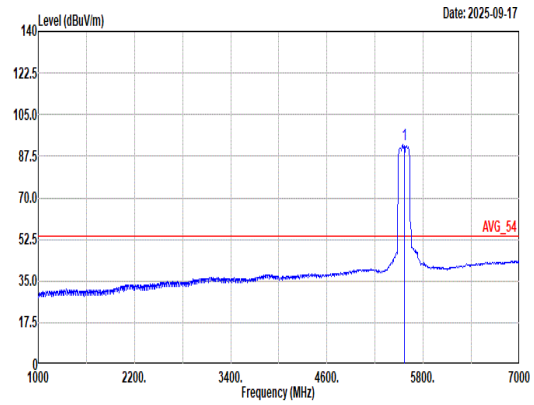 Site : 03CH15-HY Condition: AVG_54 3m 9120D-02294_250606 - new HORIZONTAL : RBW:1000.000kHz VBW:3.900kHz SWT:Auto Freq Level Limit Line Margin Read Level Ant Factor Cable Loss Preamp Factor Aux Factor APos TPos Remark MHz dBuV/m dBuV/m dB dBuV dB/m dB dB dB cm deg 1 5570.00 92.27 ------ ------ 87.13 32.98 8.97 36.81 0.00 380 163 Average

Mode	10	
	Band Edge - R	
	U-NII-2C_5.47-5.725_802.11be EHT160_CH114_Test 20MHz Channel Puncture Location 8_5570MHz	
ANT	5+6+7+8 (CDD)	
Pol.	Horizontal	Fundamental
Peak	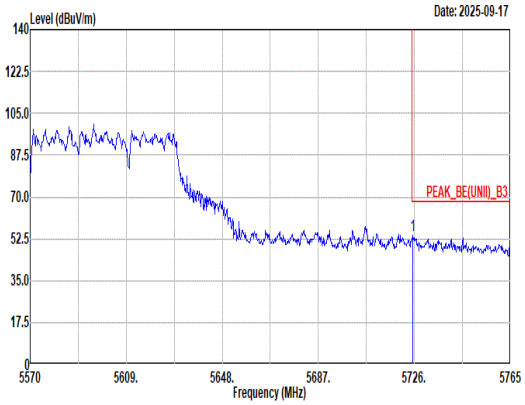 Site : 03CH15-HY Condition: PEAK_BE(UNII)_B3 3m 9120D-02294_250606 - new HORIZONTAL : RBW:1000.000kHz VBW:3000.000kHz SWT:Auto Freq Level Limit Line Margin Read Level Ant Factor Cable Loss Preamp Factor Aux Factor APos TPos Remark MHz dBuV/m dBuV/m dB dBuV dB/m dB dB dB cm deg 1 5725.42 53.86 68.20 -14.34 47.69 33.80 9.16 36.79 0.00 380 163 Peak	Blank

Mode	10	
	Band Edge - L	
	U-NII-2C_5.47-5.725_802.11be EHT160_CH114_Test 20MHz Channel Puncture Location 8_5570MHz	
ANT	5+6+7+8 (CDD)	
Pol.	Vertical	Fundamental
Peak	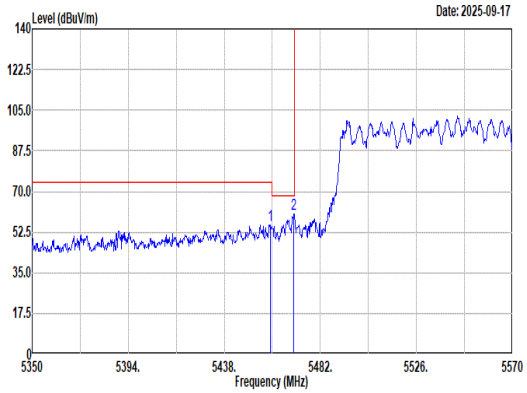 Site : 03CH15-HY Condition: PEAK_BE(UNII)_B3 3m 9120D-02294_250606 - new VERTICAL : RBW:1000.000kHz VBW:3000.000kHz SWT:Auto Freq Level Limit Line Margin Read Level Ant Factor Cable Loss Preamp Factor Aux Factor APos TPos Remark MHz dBuV/m dBuV/m dB dBuV dB/m dB dB dB cm deg 1 5459.12 55.54 74.00 -18.46 50.66 32.82 8.88 36.82 0.00 400 91 Peak 2 5469.90 60.30 68.20 -7.90 55.39 32.84 8.89 36.82 0.00 400 91 Peak	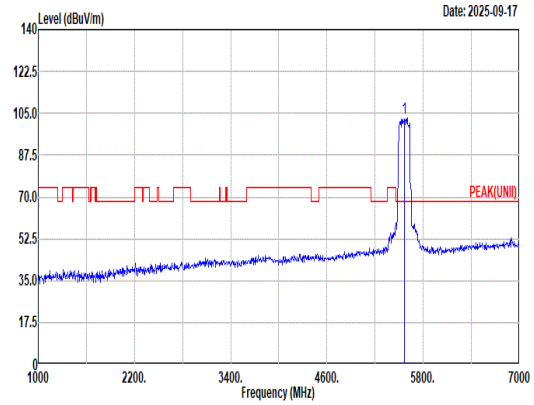 Site : 03CH15-HY Condition: PEAK(UNII) 3m 9120D-02294_250606 - new VERTICAL : RBW:1000.000kHz VBW:3000.000kHz SWT:Auto Freq Level Limit Line Margin Read Level Ant Factor Cable Loss Preamp Factor Aux Factor APos TPos Remark MHz dBuV/m dBuV/m dB dBuV dB/m dB dB dB cm deg 1 5570.00 103.05 ------ ------ 97.92 32.91 9.03 36.81 0.00 400 91 Peak
Avg	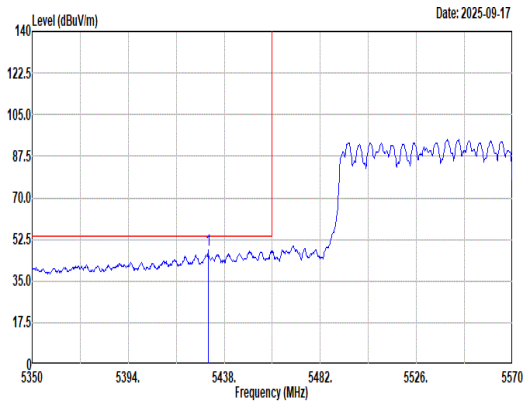 Site : 03CH15-HY Condition: AVG_BE(UNII)_B3 3m 9120D-02294_250606 - new VERTICAL : RBW:1000.000kHz VBW:3.900kHz SWT:Auto Freq Level Limit Line Margin Read Level Ant Factor Cable Loss Preamp Factor Aux Factor APos TPos Remark MHz dBuV/m dBuV/m dB dBuV dB/m dB dB dB cm deg 1 5430.52 48.24 54.00 -5.76 43.42 32.80 8.85 36.83 0.00 400 91 Average	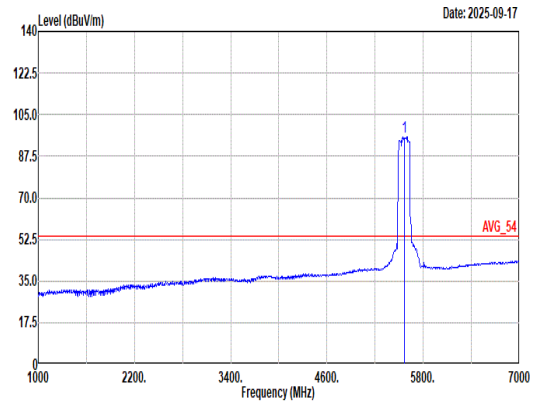 Site : 03CH15-HY Condition: AVG_54 3m 9120D-02294_250606 - new VERTICAL : RBW:1000.000kHz VBW:3.900kHz SWT:Auto Freq Level Limit Line Margin Read Level Ant Factor Cable Loss Preamp Factor Aux Factor APos TPos Remark MHz dBuV/m dBuV/m dB dBuV dB/m dB dB dB cm deg 1 5570.00 95.71 ------ ------ 90.57 32.98 8.97 36.81 0.00 400 91 Average

Mode	10	
	Band Edge - R	
	U-NII-2C_5.47-5.725_802.11be EHT160_CH114_Test 20MHz Channel Puncture Location 8_5570MHz	
ANT	5+6+7+8 (CDD)	
Pol.	Vertical	Fundamental
Peak	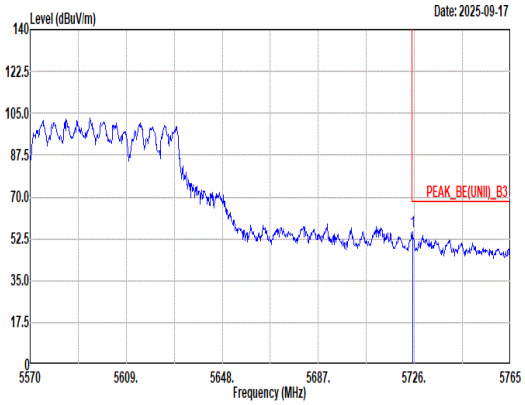 Site : 03CH15-HY Condition: PEAK_BE(UNII)_B3 3m 9120D-02294_250606 - new VERTICAL : RBW:1000.000kHz VBW:3000.000kHz SWT:Auto Limit Read Ant Cable Preamp Aux APos TPos Freq Level Line Margin Level Factor Loss Factor Factor Remark MHz dBuV/m dBuV/m dB dBuV dB/m dB dB dB cm deg 1 5725.22 55.21 68.20 -12.99 49.04 33.80 9.16 36.79 0.00 400 91 Peak	Blank

Mode	11	
	Band Edge - L	
	U-NII-2C_5.47-5.725_802.11be EHT160_CH114_Test 40MHz Channel Puncture Location 1_5570MHz	
ANT	5+6+7+8 (CDD)	
Pol.	Horizontal	Fundamental
Peak	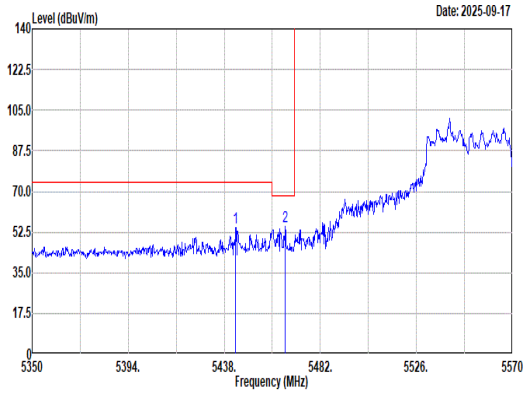 Site : 03CH15-HY Condition: PEAK_BE(UNII)_B3 3m 9120D-02294_250606 HORIZONTAL : RBW:1000.000kHz VBW:3000.000kHz SWT:Auto 1 5443.28 54.38 74.00 -19.62 49.53 32.80 8.87 36.82 0.00 379 167 Peak 2 5465.94 54.79 68.20 -13.41 49.89 32.83 8.89 36.82 0.00 379 167 Peak	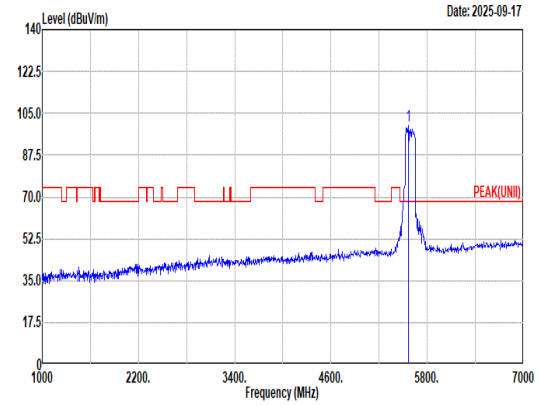 Site : 03CH15-HY Condition: PEAK(UNII) 3m 9120D-02294_250606 HORIZONTAL : RBW:1000.000kHz VBW:3000.000kHz SWT:Auto 1 5570.00 99.66 ------ ------ 94.51 32.97 8.99 36.81 0.00 379 167 Peak
Avg	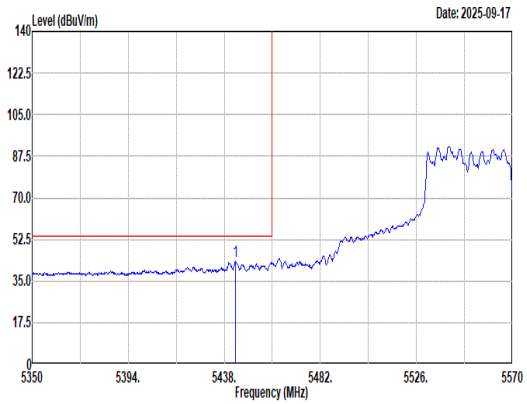 Site : 03CH15-HY Condition: AVG_BE(UNII)_B3 3m 9120D-02294_250606 HORIZONTAL : RBW:1000.000kHz VBW:3.600kHz SWT:Auto 1 5443.28 43.16 54.00 -10.84 38.31 32.80 8.87 36.82 0.00 379 167 Average	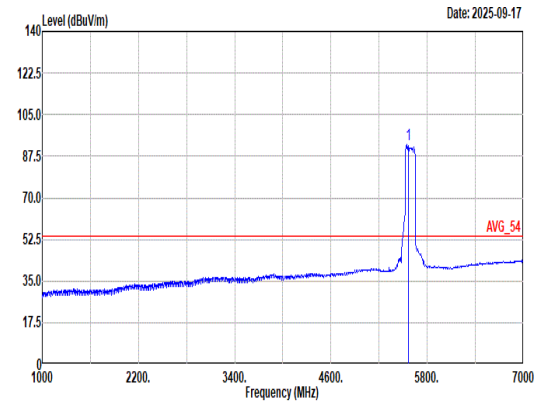 Site : 03CH15-HY Condition: AVG_54 3m 9120D-02294_250606 HORIZONTAL : RBW:1000.000kHz VBW:3.600kHz SWT:Auto 1 5570.00 92.45 ------ ------ 87.31 32.98 8.97 36.81 0.00 379 167 Average

Mode	11	
	Band Edge - R	
	U-NII-2C_5.47-5.725_802.11be EHT160_CH114_Test 40MHz Channel Puncture Location 1_5570MHz	
ANT	5+6+7+8 (CDD)	
Pol.	Horizontal	Fundamental
Peak	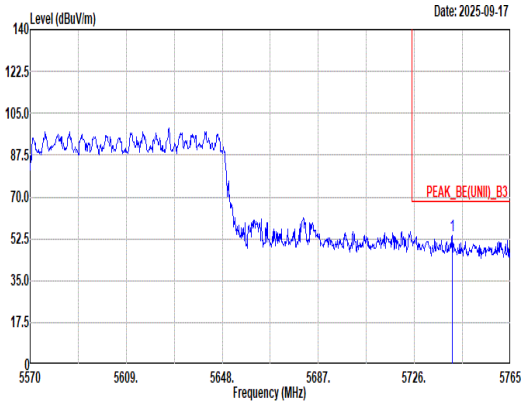 Site : 03CH15-HY Condition: PEAK_BE(UNII)_B3 3m 9120D-02294_250606 HORIZONTAL : RBW:1000.000kHz VBW:3000.000kHz SWT:Auto Limit Read Ant Cable Preamp Aux APos TPos Freq Level Line Margin Level Factor Loss Factor Factor Remark MHz dBuV/m dBuV/m dB dBuV dB/m dB dB dB cm deg 1 5741.41 53.71 68.20 -14.49 47.45 33.87 9.18 36.79 0.00 379 167 Peak	Blank

Mode	11	
	Band Edge - L	
	U-NII-2C_5.47-5.725_802.11be EHT160_CH114_Test 40MHz Channel Puncture Location 1_5570MHz	
ANT	5+6+7+8 (CDD)	
Pol.	Vertical	Fundamental
Peak	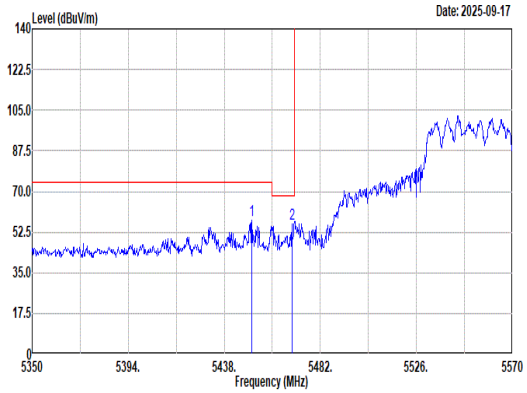 Site : 03CH15-HY Condition: PEAK_BE(UNII)_B3 3m 9120D-02294_250606 VERTICAL : RBW:1000.000kHz VBW:3000.000kHz SWT:Auto Freq Level Limit Line Margin Read Level Ant Factor Cable Loss Preamp Factor Aux Factor APos TPos Remark MHz dBuV/m dBuV/m dB dBuV dB/m dB dB dB cm deg 1 5450.54 57.42 74.00 -16.58 52.57 32.80 8.87 36.82 0.00 400 92 Peak 2 5469.02 55.95 68.20 -12.25 51.04 32.84 8.89 36.82 0.00 400 92 Peak	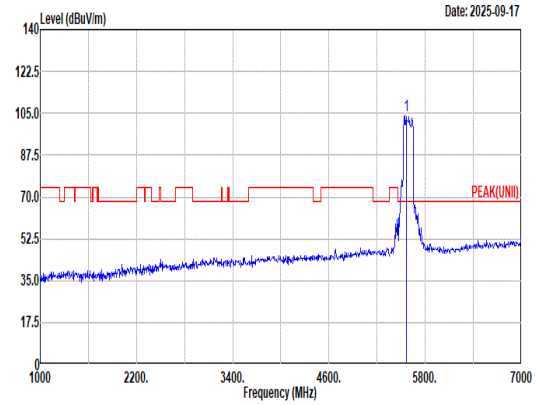 Site : 03CH15-HY Condition: PEAK(UNII) 3m 9120D-02294_250606 VERTICAL : RBW:1000.000kHz VBW:3000.000kHz SWT:Auto Freq Level Limit Line Margin Read Level Ant Factor Cable Loss Preamp Factor Aux Factor APos TPos Remark MHz dBuV/m dBuV/m dB dBuV dB/m dB dB dB cm deg 1 5570.00 104.00 ------ ------ 98.86 32.98 8.97 36.81 0.00 400 92 Peak
Avg	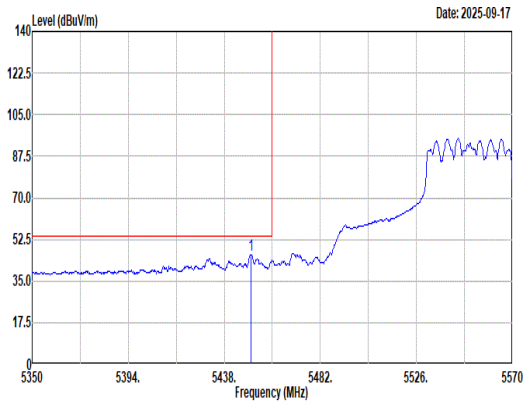 Site : 03CH15-HY Condition: AVG_BE(UNII)_B3 3m 9120D-02294_250606 VERTICAL : RBW:1000.000kHz VBW:3.600kHz SWT:Auto Freq Level Limit Line Margin Read Level Ant Factor Cable Loss Preamp Factor Aux Factor APos TPos Remark MHz dBuV/m dBuV/m dB dBuV dB/m dB dB dB cm deg 1 5450.10 46.08 54.00 -7.92 41.23 32.80 8.87 36.82 0.00 400 92 Average	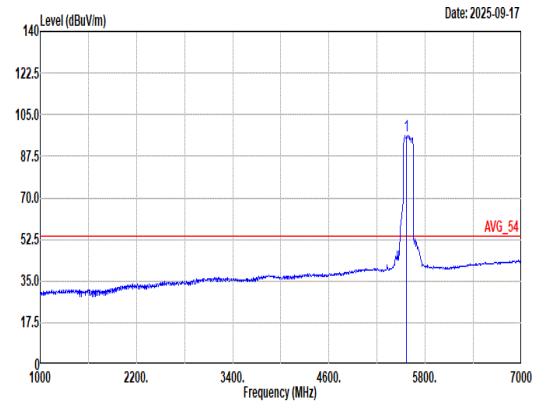 Site : 03CH15-HY Condition: AVG_54 3m 9120D-02294_250606 VERTICAL : RBW:1000.000kHz VBW:3.600kHz SWT:Auto Freq Level Limit Line Margin Read Level Ant Factor Cable Loss Preamp Factor Aux Factor APos TPos Remark MHz dBuV/m dBuV/m dB dBuV dB/m dB dB dB cm deg 1 5570.00 96.38 ------ ------ 91.25 32.91 9.03 36.81 0.00 400 92 Average

Mode	11	
	Band Edge - R	
	U-NII-2C_5.47-5.725_802.11be EHT160_CH114_Test 40MHz Channel Puncture Location 1_5570MHz	
ANT	5+6+7+8 (CDD)	
Pol.	Vertical	Fundamental
Peak	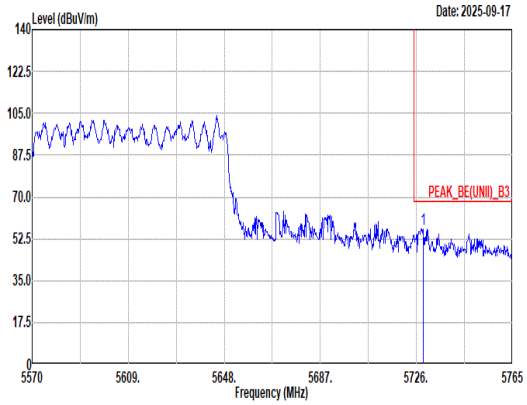 Site : 03CH15-HY Condition: PEAK_BE(UNII)_B3 3m 9120D-02294_250606 VERTICAL : RBW:1000.000kHz VBW:3000.000kHz SWT:Auto Limit Read Ant Cable Preamp Aux APos TPos Freq Level Line Margin Level Factor Loss Factor Factor Remark MHz dBuV/m dBuV/m dB dBuV dB/m dB dB dB cm deg 1 5728.73 56.61 68.20 -11.59 50.42 33.81 9.17 36.79 0.00 400 92 Peak	Blank

Mode	12	
	Band Edge - L	
	U-NII-2C_5.47-5.725_802.11be EHT160_CH114_Test 40MHz Channel Puncture Location 4_5570MHz	
ANT	5+6+7+8 (CDD)	
Pol.	Horizontal	Fundamental
Peak	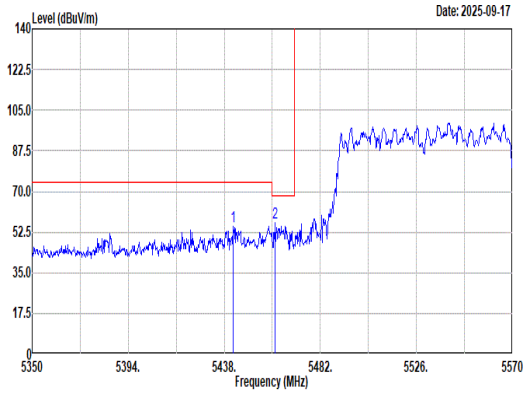 Site : 03CH15-HY Condition: PEAK_BE(UNII)_B3 3m 9120D-02294_250606 HORIZONTAL : RBW:1000.000kHz VBW:3000.000kHz SWT:Auto 1 5442.18 54.98 74.00 -19.02 50.14 32.80 8.86 36.82 0.00 375 165 Peak 2 5461.32 56.30 68.20 -11.90 51.42 32.82 8.88 36.82 0.00 375 165 Peak	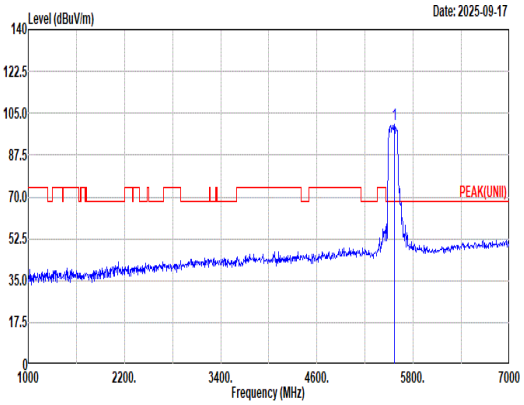 Site : 03CH15-HY Condition: PEAK(UNII) 3m 9120D-02294_250606 HORIZONTAL : RBW:1000.000kHz VBW:3000.000kHz SWT:Auto 1 5570.00 100.57 ------ ------ 95.42 32.97 8.99 36.81 0.00 375 165 Peak
Avg	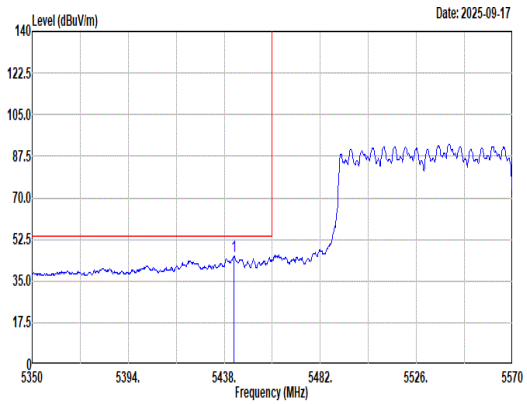 Site : 03CH15-HY Condition: AVG_BE(UNII)_B3 3m 9120D-02294_250606 HORIZONTAL : RBW:1000.000kHz VBW:3.600kHz SWT:Auto 1 5442.40 45.47 54.00 -8.53 40.63 32.80 8.86 36.82 0.00 375 165 Average	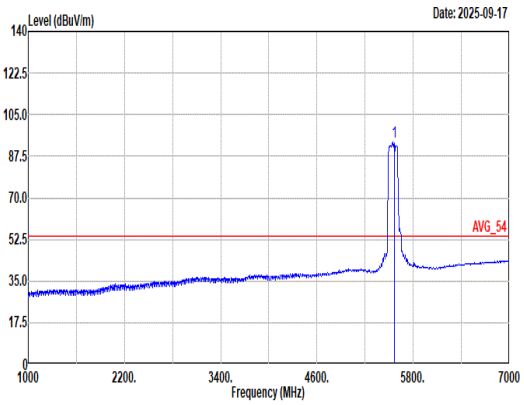 Site : 03CH15-HY Condition: AVG_54 3m 9120D-02294_250606 HORIZONTAL : RBW:1000.000kHz VBW:3.600kHz SWT:Auto 1 5570.00 93.54 ------ ------ 88.40 32.98 8.97 36.81 0.00 375 165 Average

Mode	12	
	Band Edge - R	
	U-NII-2C_5.47-5.725_802.11be EHT160_CH114_Test 40MHz Channel Puncture Location 4_5570MHz	
ANT	5+6+7+8 (CDD)	
Pol.	Horizontal	Fundamental
Peak	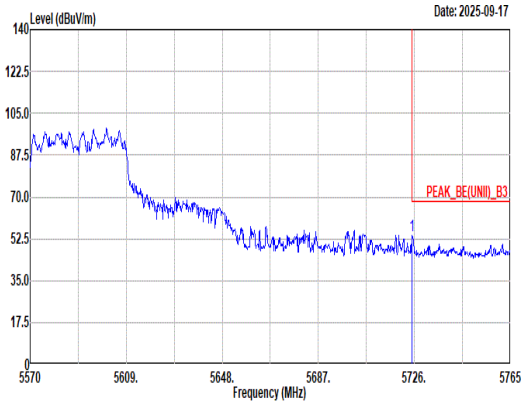 Site : 03CH15-HY Condition: PEAK_BE(UNII)_B3 3m 9120D-02294_250606 HORIZONTAL : RBW:1000.000kHz VBW:3000.000kHz SWT:Auto Limit Read Ant Cable Preamp Aux APos TPos Freq Level Line Margin Level Factor Loss Factor Factor Remark MHz dBuV/m dBuV/m dB dBuV dB/m dB dB dB cm deg 1 5725.03 54.14 68.20 -14.06 47.97 33.80 9.16 36.79 0.00 375 165 Peak	Blank

Mode	12	
	Band Edge - L	
	U-NII-2C_5.47-5.725_802.11be EHT160_CH114_Test 40MHz Channel Puncture Location 4_5570MHz	
ANT	5+6+7+8 (CDD)	
Pol.	Vertical	Fundamental
Peak	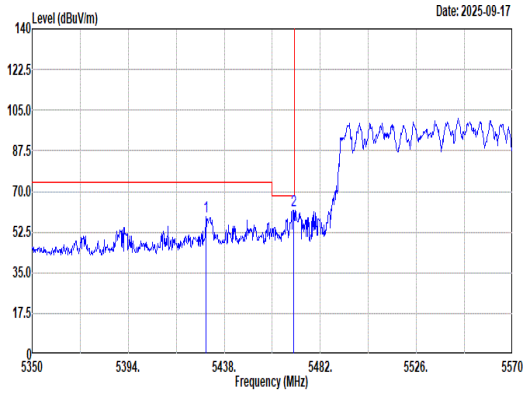 Site : 03CH15-HY Condition: PEAK_BE(UNII)_B3 3m 9120D-02294_250606 VERTICAL : RBW:1000.000kHz VBW:3000.000kHz SWT:Auto Freq Level Limit Line Margin Read Level Ant Factor Cable Loss Preamp Factor Aux Factor APos TPos Remark MHz dBuV/m dBuV/m dB dBuV dB/m dB dB dB cm deg 1 5429.64 59.01 74.00 -14.99 54.19 32.80 8.85 36.83 0.00 400 92 Peak 2 5469.68 62.07 68.20 -6.13 57.16 32.84 8.89 36.82 0.00 400 92 Peak	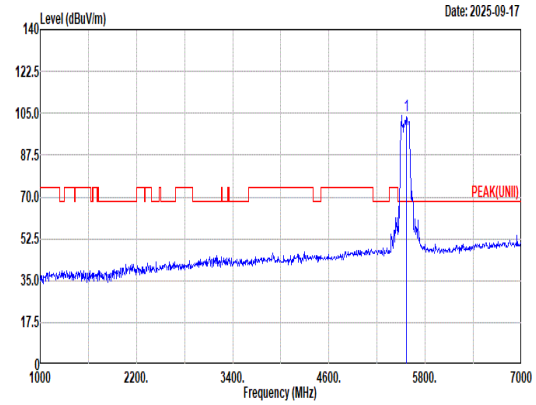 Site : 03CH15-HY Condition: PEAK(UNII) 3m 9120D-02294_250606 VERTICAL : RBW:1000.000kHz VBW:3000.000kHz SWT:Auto Freq Level Limit Line Margin Read Level Ant Factor Cable Loss Preamp Factor Aux Factor APos TPos Remark MHz dBuV/m dBuV/m dB dBuV dB/m dB dB dB cm deg 1 5570.00 103.92 ------ ------ 98.90 32.91 8.93 36.82 0.00 400 92 Peak
Avg	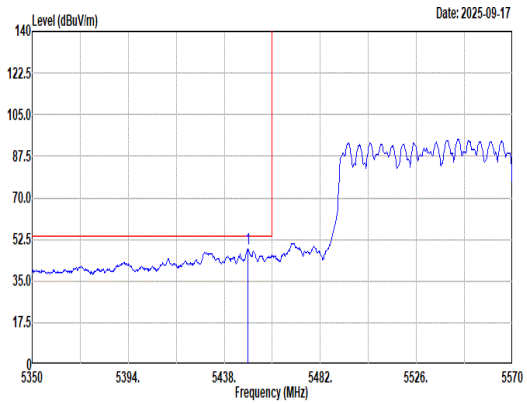 Site : 03CH15-HY Condition: AVG_BE(UNII)_B3 3m 9120D-02294_250606 VERTICAL : RBW:1000.000kHz VBW:3.600kHz SWT:Auto Freq Level Limit Line Margin Read Level Ant Factor Cable Loss Preamp Factor Aux Factor APos TPos Remark MHz dBuV/m dBuV/m dB dBuV dB/m dB dB dB cm deg 1 5448.78 48.41 54.00 -5.59 43.56 32.80 8.87 36.82 0.00 400 92 Average	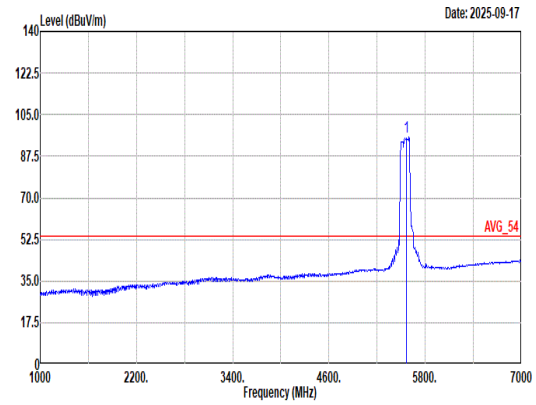 Site : 03CH15-HY Condition: AVG_54 3m 9120D-02294_250606 VERTICAL : RBW:1000.000kHz VBW:3.600kHz SWT:Auto Freq Level Limit Line Margin Read Level Ant Factor Cable Loss Preamp Factor Aux Factor APos TPos Remark MHz dBuV/m dBuV/m dB dBuV dB/m dB dB dB cm deg 1 5570.00 95.78 ------ ------ 90.65 32.91 9.03 36.81 0.00 400 92 Average

Mode	12	
	Band Edge - R	
	U-NII-2C_5.47-5.725_802.11be EHT160_CH114_Test 40MHz Channel Puncture Location 4_5570MHz	
ANT	5+6+7+8 (CDD)	
Pol.	Vertical	Fundamental
Peak	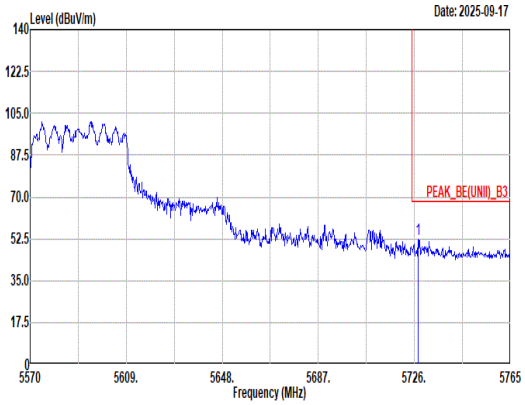 Site : 03CH15-HY Condition: PEAK_BE(UNII)_B3 3m 9120D-02294_250606 VERTICAL : RBW:1000.000kHz VBW:3000.000kHz SWT:Auto Limit Read Ant Cable Preamp Aux APos TPos Freq Level Line Margin Level Factor Loss Factor Factor Remark MHz dBuV/m dBuV/m dB dBuV dB/m dB dB dB cm deg 1 5727.56 52.17 68.20 -16.03 45.99 33.81 9.16 36.79 0.00 400 92 Peak	Blank

Mode	9	
	Band Edge - L	
	U-NII-3_5.725-5.85_802.11be EHT80_CH155_Test 20MHz Channel Puncture Location 4_5775MHz	
ANT	5+6+7+8 (CDD)	
Pol.	Horizontal	Fundamental
Peak	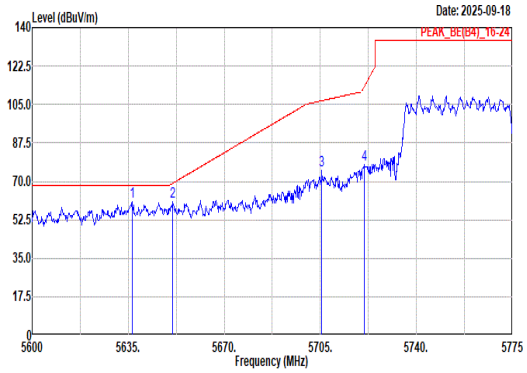 Site : 03CH15-HY Condition: PEAK_BE(B4)_16-24 3m 9120D-02294_250606 - new HORIZONTAL : RBW:1000.000kHz VBW:3000.000kHz SWT:Auto Freq Level Limit Line Margin Read Level Ant Factor Cable Loss Preamp Factor Aux Factor APos TPos Remark MHz dBuV/m dBuV/m dB dBuV dB/m dB dB dB cm deg 1 5636.40 60.61 68.20 -7.59 55.22 33.12 9.07 36.80 0.00 381 167 Peak 2 5651.28 60.61 69.15 -8.54 55.12 33.21 9.08 36.80 0.00 381 167 Peak 3 5705.53 75.00 106.75 -31.75 68.94 33.72 9.14 36.80 0.00 381 167 Peak 4 5720.93 77.70 112.91 -35.21 71.55 33.78 9.16 36.79 0.00 381 167 Peak	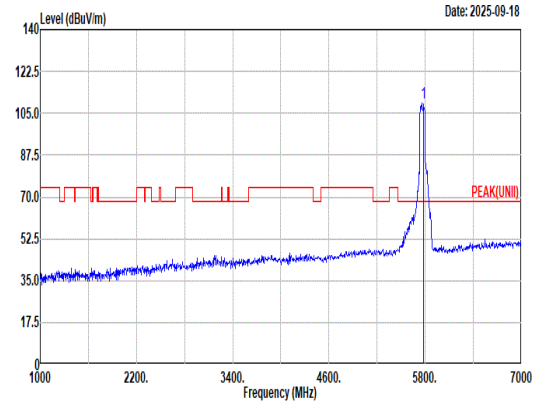 Site : 03CH15-HY Condition: PEAK(UNII) 3m 9120D-02294_250606 - new HORIZONTAL : RBW:1000.000kHz VBW:3000.000kHz SWT:Auto Freq Level Limit Line Margin Read Level Ant Factor Cable Loss Preamp Factor Aux Factor APos TPos Remark MHz dBuV/m dBuV/m dB dBuV dB/m dB dB dB cm deg 1 5775.00 109.39 ------ ------ 103.02 33.96 9.20 36.79 0.00 381 167 Peak
Avg	Blank	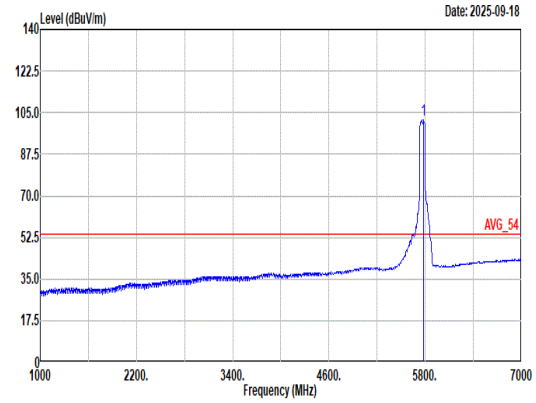 Site : 03CH15-HY Condition: AVG_54 3m 9120D-02294_250606 - new HORIZONTAL : RBW:1000.000kHz VBW:2.000kHz SWT:Auto Freq Level Limit Line Margin Read Level Ant Factor Cable Loss Preamp Factor Aux Factor APos TPos Remark MHz dBuV/m dBuV/m dB dBuV dB/m dB dB dB cm deg 1 5775.00 102.17 ------ ------ 95.83 33.93 9.20 36.79 0.00 381 167 Average

Mode	9	
	Band Edge - R	
	U-NII-3_5.725-5.85_802.11be EHT80_CH155_Test 20MHz Channel Puncture Location 4_5775MHz	
ANT	5+6+7+8 (CDD)	
Pol.	Horizontal	Fundamental
Peak	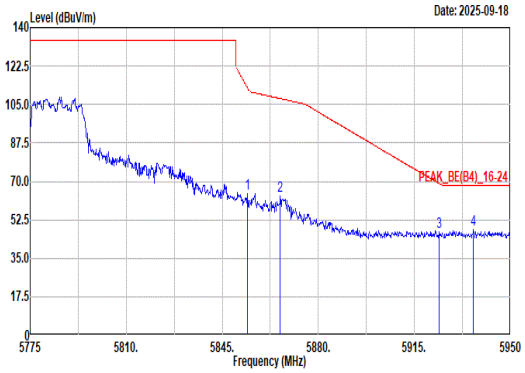 Site : 03CH15-HY Condition: PEAK_BE(B4)_16-24 3m 9120D-02294_250606 - new HORIZONTAL : RBW:1000.000kHz VBW:3000.000kHz SWT:Auto | | Freq | Level | Limit Line | Margin | Read Level | Ant Factor | Cable Loss | Preamp Factor | Aux Factor | APos | TPos | Remark | | | MHz | dBuV/m | dBuV/m | dB | dBuV | dB/m | dB | dB | dB | cm | deg | | 1 | 5854.28 | 64.40 | 112.45 | -48.05 | 57.78 | 34.12 | 9.28 | 36.78 | 0.00 | 381 | 167 | Peak | | 2 | 5866.18 | 63.44 | 107.67 | -44.23 | 56.78 | 34.16 | 9.28 | 36.78 | 0.00 | 381 | 167 | Peak | | 3 | 5924.10 | 46.83 | 68.86 | -22.03 | 40.03 | 34.25 | 9.32 | 36.77 | 0.00 | 381 | 167 | Peak | | 4 | 5936.53 | 48.06 | 68.20 | -20.14 | 41.27 | 34.23 | 9.33 | 36.77 | 0.00 | 381 | 167 | Peak |	Blank

Mode	9	
	Band Edge - L	
	U-NII-3_5.725-5.85_802.11be EHT80_CH155_Test 20MHz Channel Puncture Location 4_5775MHz	
ANT	5+6+7+8 (CDD)	
Pol.	Vertical	Fundamental
Peak	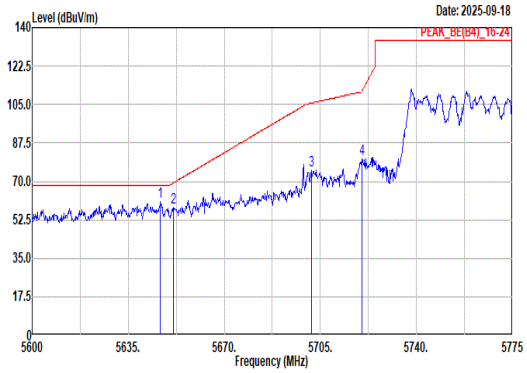 Site : 03CH15-HY Condition: PEAK_BE(B4)_16-24 3m 9120D-02294_250606 - new VERTICAL : RBW:1000.000kHz VBW:3000.000kHz SWT:Auto Freq Level Limit Line Margin Read Level Ant Factor Cable Loss Preamp Factor Aux Factor APos TPos Remark MHz dBuV/m dBuV/m dB dBuV dB/m dB dB dB cm deg 1 5646.73 60.87 68.20 -7.33 55.41 33.18 9.08 36.80 0.00 384 48 Peak 2 5651.45 57.93 69.28 -11.35 52.44 33.21 9.08 36.80 0.00 384 48 Peak 3 5701.68 74.89 105.67 -30.78 68.84 33.71 9.14 36.80 0.00 384 48 Peak 4 5720.05 80.06 110.91 -30.85 73.91 33.78 9.16 36.79 0.00 384 48 Peak	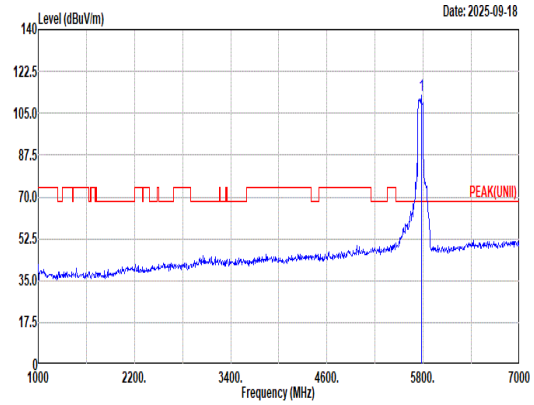 Site : 03CH15-HY Condition: PEAK(UNII) 3m 9120D-02294_250606 - new VERTICAL : RBW:1000.000kHz VBW:3000.000kHz SWT:Auto Freq Level Limit Line Margin Read Level Ant Factor Cable Loss Preamp Factor Aux Factor APos TPos Remark MHz dBuV/m dBuV/m dB dBuV dB/m dB dB dB cm deg 1 5775.00 112.44 ------ ------ 106.02 34.00 9.21 36.79 0.00 384 48 Peak
Avg	Blank	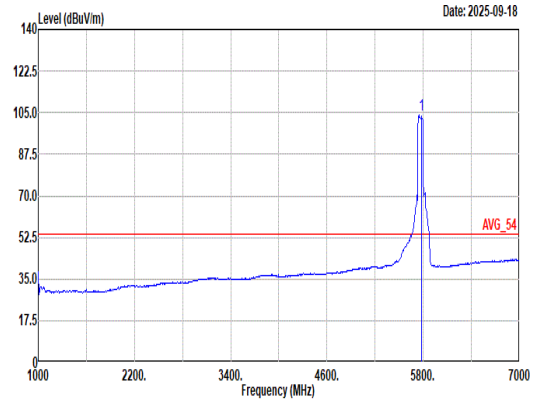 Site : 03CH15-HY Condition: AVG_54 3m 9120D-02294_250606 - new VERTICAL : RBW:1000.000kHz VBW:2.000kHz SWT:Auto Freq Level Limit Line Margin Read Level Ant Factor Cable Loss Preamp Factor Aux Factor APos TPos Remark MHz dBuV/m dBuV/m dB dBuV dB/m dB dB dB cm deg 1 5775.00 103.84 ------ ------ 97.57 33.88 9.18 36.79 0.00 384 48 Average

Mode	9	
	Band Edge - R	
	U-NII-3_5.725-5.85_802.11be EHT80_CH155_Test 20MHz Channel Puncture Location 4_5775MHz	
ANT	5+6+7+8 (CDD)	
Pol.	Vertical	Fundamental
Peak	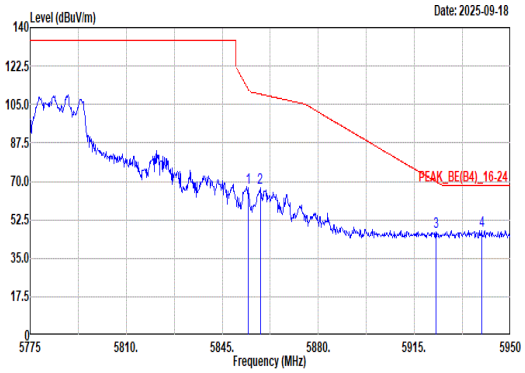 Site : 03CH15-HY Condition: PEAK_BE(B4)_16-24 3m 9120D-02294_250606 - new VERTICAL : RBW:1000.000kHz VBW:3000.000kHz SWT:Auto Limit Read Ant Cable Preamp Aux APos TPos Freq Level Line Margin Level Factor Loss Factor Factor Remark MHz dBuV/m dBuV/m dB dBuV dB/m dB dB dB cm deg 1 5854.45 67.29 112.05 -44.76 60.67 34.12 9.28 36.78 0.00 384 48 Peak 2 5858.83 67.32 109.73 -42.41 60.68 34.14 9.28 36.78 0.00 384 48 Peak 3 5922.88 47.02 69.77 -22.75 40.22 34.25 9.32 36.77 0.00 384 48 Peak 4 5939.50 47.72 68.20 -20.48 40.94 34.22 9.33 36.77 0.00 384 48 Peak	Blank

Mode	10	
	Band Edge - L	
	U-NII-3_5.725-5.85_802.11be EHT80_CH155_Test 20MHz Channel Puncture Location 1_5775MHz	
ANT	5+6+7+8 (CDD)	
Pol.	Horizontal	Fundamental
Peak	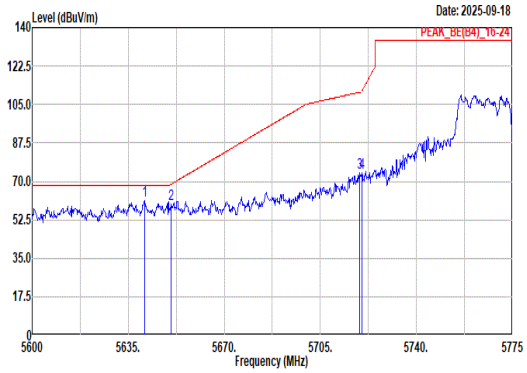 Site : 03CH15-HY Condition: PEAK_BE(B4)_16-24 3m 9120D-02294_250606 - new HORIZONTAL : RBW:1000.000kHz VBW:3000.000kHz SWT:Auto Freq Level Limit Line Margin Read Level Ant Factor Cable Loss Preamp Factor Aux Factor APos TPos Remark 1 5641.13 61.31 68.20 -6.89 55.89 33.15 9.07 36.80 0.00 382 162 Peak 2 5650.58 59.44 68.63 -9.19 53.95 33.21 9.08 36.80 0.00 382 162 Peak 3 5719.35 73.96 110.62 -36.66 67.81 33.78 9.16 36.79 0.00 382 162 Peak 4 5720.23 73.74 111.31 -37.57 67.59 33.78 9.16 36.79 0.00 382 162 Peak	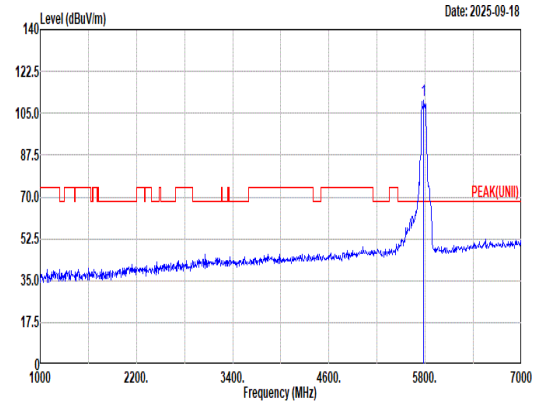 Site : 03CH15-HY Condition: PEAK(UNII) 3m 9120D-02294_250606 - new HORIZONTAL : RBW:1000.000kHz VBW:3000.000kHz SWT:Auto Freq Level Limit Line Margin Read Level Ant Factor Cable Loss Preamp Factor Aux Factor APos TPos Remark 1 5775.00 110.41 ------ ------ 103.95 34.03 9.22 36.79 0.00 382 162 Peak
Avg	Blank	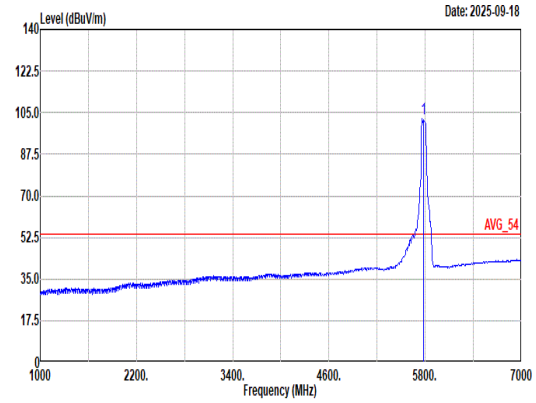 Site : 03CH15-HY Condition: AVG_54 3m 9120D-02294_250606 - new HORIZONTAL : RBW:1000.000kHz VBW:2.000kHz SWT:Auto Freq Level Limit Line Margin Read Level Ant Factor Cable Loss Preamp Factor Aux Factor APos TPos Remark 1 5775.00 102.49 ------ ------ 96.12 33.96 9.20 36.79 0.00 382 162 Average

Mode	10	
	Band Edge - R	
	U-NII-3_5.725-5.85_802.11be EHT80_CH155_Test 20MHz Channel Puncture Location 1_5775MHz	
ANT	5+6+7+8 (CDD)	
Pol.	Horizontal	Fundamental
Peak	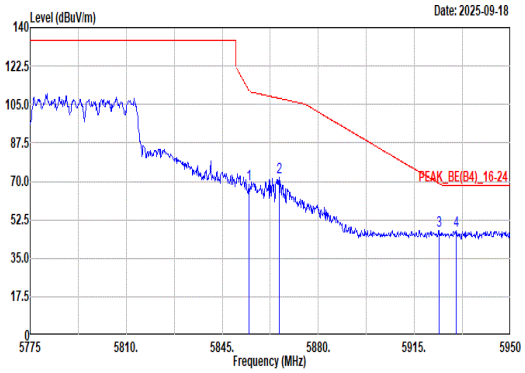 Site : 03CH15-HY Condition: PEAK_BE(B4)_16-24 3m 9120D-02294_250606 - new HORIZONTAL : RBW:1000.000kHz VBW:3000.000kHz SWT:Auto Freq Level Limit Line Margin Read Level Ant Factor Cable Loss Preamp Factor Aux Factor APos TPos Remark MHz dBuV/m dBuV/m dB dBuV dB/m dB dB dB cm deg 1 5854.80 68.59 111.26 -42.67 61.97 34.12 9.28 36.78 0.00 382 162 Peak 2 5865.65 71.72 107.82 -36.10 65.06 34.16 9.28 36.78 0.00 382 162 Peak 3 5923.93 47.66 68.99 -21.33 40.86 34.25 9.32 36.77 0.00 382 162 Peak 4 5930.23 47.64 68.20 -20.56 40.85 34.24 9.32 36.77 0.00 382 162 Peak	Blank

Mode	10	
	Band Edge - L	
	U-NII-3_5.725-5.85_802.11be EHT80_CH155_Test 20MHz Channel Puncture Location 1_5775MHz	
ANT	5+6+7+8 (CDD)	
Pol.	Vertical	Fundamental
Peak	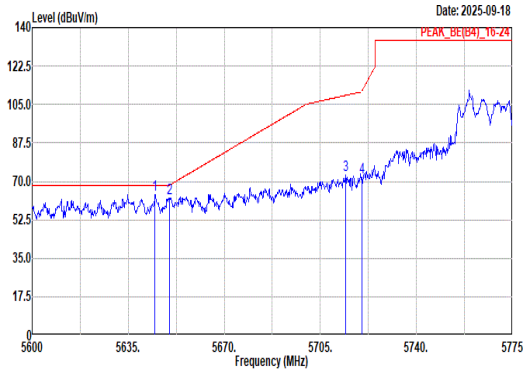 Site : 03CH15-HY Condition: PEAK_BE(B4)_16-24 3m 9120D-02294_250606 - new VERTICAL : RBW:1000.000kHz VBW:3000.000kHz SWT:Auto Freq Level Limit Line Margin Read Level Ant Factor Cable Loss Preamp Factor Aux Factor APos TPos Remark 1 5644.80 64.18 68.20 -4.02 58.73 33.17 9.08 36.80 0.00 400 90 Peak 2 5650.05 62.51 68.24 -5.73 57.03 33.20 9.08 36.80 0.00 400 90 Peak 3 5714.10 72.88 109.15 -36.27 66.76 33.76 9.15 36.79 0.00 400 90 Peak 4 5720.23 72.11 111.31 -39.20 65.96 33.78 9.16 36.79 0.00 400 90 Peak	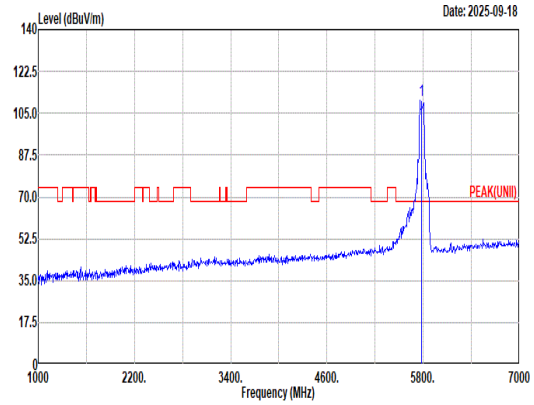 Site : 03CH15-HY Condition: PEAK(UNII) 3m 9120D-02294_250606 - new VERTICAL : RBW:1000.000kHz VBW:3000.000kHz SWT:Auto Freq Level Limit Line Margin Read Level Ant Factor Cable Loss Preamp Factor Aux Factor APos TPos Remark 1 5775.00 110.20 ------ ------ 103.86 33.93 9.20 36.79 0.00 400 90 Peak
Avg	Blank	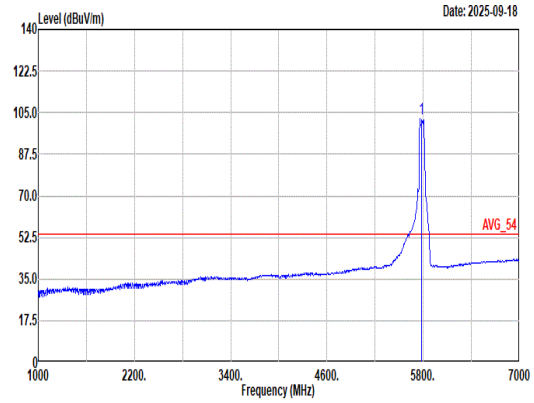 Site : 03CH15-HY Condition: AVG_54 3m 9120D-02294_250606 - new VERTICAL : RBW:1000.000kHz VBW:2.000kHz SWT:Auto Freq Level Limit Line Margin Read Level Ant Factor Cable Loss Preamp Factor Aux Factor APos TPos Remark 1 5775.00 102.25 ------ ------ 95.91 33.93 9.20 36.79 0.00 400 90 Average

Mode	10	
	Band Edge - R	
	U-NII-3_5.725-5.85_802.11be EHT80_CH155_Test 20MHz Channel Puncture Location 1_5775MHz	
ANT	5+6+7+8 (CDD)	
Pol.	Vertical	Fundamental
Peak	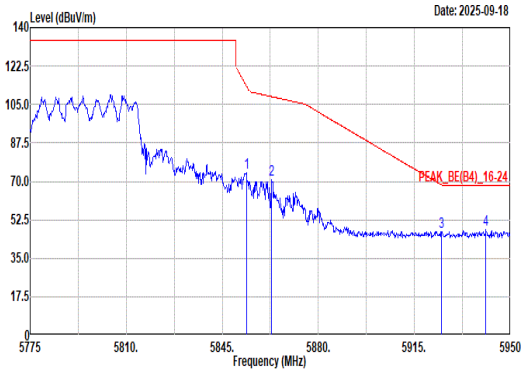 Site : 03CH15-HY Condition: PEAK_BE(B4)_16-24 3m 9120D-02294_250606 - new VERTICAL : RBW:1000.000kHz VBW:3000.000kHz SWT:Auto Freq Level Limit Line Margin Read Level Ant Factor Cable Loss Preamp Factor Aux Factor APos TPos Remark MHz dBuV/m dBuV/m dB dBuV dB/m dB dB dB cm deg 1 5853.75 73.89 113.65 -39.76 67.29 34.11 9.27 36.78 0.00 400 90 Peak 2 5862.85 70.64 108.60 -37.96 63.99 34.15 9.28 36.78 0.00 400 90 Peak 3 5924.98 46.84 68.22 -21.38 40.04 34.25 9.32 36.77 0.00 400 90 Peak 4 5941.08 47.95 68.20 -20.25 41.17 34.22 9.33 36.77 0.00 400 90 Peak	Blank

<NSS2>

B2-1. Radiated Spurious Emission Test Modes

Mode	Band	Band (GHz)	Antenna	Modulation	Channel	Frequency	Data Rate	RU	Remark
Mode 1	U-NII-1	5.15-5.25	5+6+7+8 (CDD)	802.11be EHT80	42	5210	MCS0	Test 20MHz Channel Puncture Location 4	-
Mode 2	U-NII-2A	5.25-5.35	5+6+7+8 (CDD)	802.11be EHT80	58	5290	MCS0	Test 20MHz Channel Puncture Location 1	-
Mode 3	U-NII-2A	5.25-5.35	5+6+7+8 (CDD)	802.11be EHT160	50	5250	MCS0	Test 20MHz Channel Puncture Location 1	-
Mode 4	U-NII-2A	5.25-5.35	5+6+7+8 (CDD)	802.11be EHT160	50	5250	MCS0	Test 20MHz Channel Puncture Location 8	-
Mode 5	U-NII-2A	5.25-5.35	5+6+7+8 (CDD)	802.11be EHT160	50	5250	MCS0	Test 40MHz Channel Puncture Location 1	-
Mode 6	U-NII-2A	5.25-5.35	5+6+7+8 (CDD)	802.11be EHT160	50	5250	MCS0	Test 40MHz Channel Puncture Location 4	-
Mode 7	U-NII-2C	5.47-5.725	5+6+7+8 (CDD)	802.11be EHT80	106	5530	MCS0	Test 20MHz Channel Puncture Location 4	-
Mode 8	U-NII-2C	5.47-5.725	5+6+7+8 (CDD)	802.11be EHT80	122	5610	MCS0	Test 20MHz Channel Puncture Location 1	-
Mode 9	U-NII-2C	5.47-5.725	5+6+7+8 (CDD)	802.11be EHT160	114	5570	MCS0	Test 20MHz Channel Puncture Location 1	-
Mode 10	U-NII-2C	5.47-5.725	5+6+7+8 (CDD)	802.11be EHT160	114	5570	MCS0	Test 20MHz Channel Puncture Location 8	-
Mode 11	U-NII-2C	5.47-5.725	5+6+7+8 (CDD)	802.11be EHT160	114	5570	MCS0	Test 40MHz Channel Puncture Location 1	-
Mode 12	U-NII-2C	5.47-5.725	5+6+7+8 (CDD)	802.11be EHT160	114	5570	MCS0	Test 40MHz Channel Puncture Location 4	-
Mode 13	U-NII-2C	5.47-5.725	5+6+7+8 (CDD)	802.11be EHT80	106	5530	MCS0	Test 20MHz Channel Puncture Location 4	SHF
Mode 14	U-NII-2C	5.47-5.725	5+6+7+8 (CDD)	802.11be EHT80	106	5530	MCS0	Test 20MHz Channel Puncture Location 4	LF

Mode	Band	Band (GHz)	Antenna	Modulation	Channel	Frequency	Data Rate	RU	Remark
Mode 9	U-NII-3	5.725-5.85	5+6+7+8 (CDD)	802.11be EHT80	155	5775	MCS0	Test 20MHz Channel Puncture Location 4	-
Mode 10	U-NII-3	5.725-5.85	5+6+7+8 (CDD)	802.11be EHT80	155	5775	MCS0	Test 20MHz Channel Puncture Location 1	-

B2-2. Summary of each worse mode

Mode	Modulation	Ch.	Freq. (MHz)	Level (dBuV/m)	Limit (dBuV/m)	Margin (dB)	Pol.	Peak Avg.	Result	RU	Remark
1	802.11be EHT80	42	5144.90	48.25	54.00	-5.75	H	Avg.	Pass	Test 20MHz Channel Puncture Location 4	Band Edge
	802.11be EHT80	42	-	-	-	-	-	-	-	Test 20MHz Channel Puncture Location 4	Harmonic
2	802.11be EHT80	58	5352.73	45.09	54.00	-8.91	H	Avg.	Pass	Test 20MHz Channel Puncture Location 1	Band Edge
	802.11be EHT80	58	-	-	-	-	-	-	-	Test 20MHz Channel Puncture Location 1	Harmonic
3	802.11be EHT160	50	5148.75	45.09	54.00	-8.91	H	Avg.	Pass	Test 20MHz Channel Puncture Location 1	Band Edge
	802.11be EHT160	50	-	-	-	-	-	-	-	Test 20MHz Channel Puncture Location 1	Harmonic
4	802.11be EHT160	50	5148.75	46.93	54.00	-7.07	H	Avg.	Pass	Test 20MHz Channel Puncture Location 8	Band Edge
	802.11be EHT160	50	-	-	-	-	-	-	-	Test 20MHz Channel Puncture Location 8	Harmonic

Mode	Modulation	Ch.	Freq. (MHz)	Level (dBuV/m)	Limit (dBuV/m)	Margin (dB)	Pol.	Peak Avg.	Result	RU	Remark
5	802.11be EHT160	50	5359.41	45.80	54.00	-8.20	H	Avg.	Pass	Test 40MHz Channel Puncture Location 1	Band Edge
	802.11be EHT160	50	-	-	-	-	-	-	-	Test 40MHz Channel Puncture Location 1	Harmonic
6	802.11be EHT160	50	5148.75	47.80	54.00	-6.20	H	Avg.	Pass	Test 40MHz Channel Puncture Location 4	Band Edge
	802.11be EHT160	50	-	-	-	-	-	-	-	Test 40MHz Channel Puncture Location 4	Harmonic
7	802.11be EHT80	106	5456.20	50.13	54.00	-3.87	H	Avg.	Pass	Test 20MHz Channel Puncture Location 4	Band Edge
	802.11be EHT80	106	-	-	-	-	-	-	-	Test 20MHz Channel Puncture Location 4	Harmonic
8	802.11be EHT80	122	5747.80	56.89	68.20	-11.31	H	Peak	Pass	Test 20MHz Channel Puncture Location 1	Band Edge
	802.11be EHT80	122	-	-	-	-	-	-	-	Test 20MHz Channel Puncture Location 1	Harmonic
9	802.11be EHT160	114	5457.36	46.89	54.00	-7.11	H	Avg.	Pass	Test 20MHz Channel Puncture Location 1	Band Edge
	802.11be EHT160	114	-	-	-	-	-	-	-	Test 20MHz Channel Puncture Location 1	Harmonic
10	802.11be EHT160	114	5452.52	48.32	54.00	-5.68	H	Avg.	Pass	Test 20MHz Channel Puncture Location 8	Band Edge
	802.11be EHT160	114	-	-	-	-	-	-	-	Test 20MHz Channel Puncture Location 8	Harmonic

Mode	Modulation	Ch.	Freq. (MHz)	Level (dBuV/m)	Limit (dBuV/m)	Margin (dB)	Pol.	Peak Avg.	Result	RU	Remark
11	802.11be EHT160	114	5452.96	44.83	54.00	-9.17	H	Avg.	Pass	Test 40MHz Channel Puncture Location 1	Band Edge
	802.11be EHT160	114	-	-	-	-	-	-	-	Test 40MHz Channel Puncture Location 1	Harmonic
12	802.11be EHT160	114	5453.62	47.94	54.00	-6.06	H	Avg.	Pass	Test 40MHz Channel Puncture Location 4	Band Edge
	802.11be EHT160	114	-	-	-	-	-	-	-	Test 40MHz Channel Puncture Location 4	Harmonic
9	802.11be EHT80	155	5644.45	63.94	68.20	-4.26	H	Peak	Pass	Test 20MHz Channel Puncture Location 4	Band Edge
	802.11be EHT80	155	-	-	-	-	-	-	-	Test 20MHz Channel Puncture Location 4	Harmonic
10	802.11be EHT80	155	5649.70	64.63	68.20	-3.57	V	Peak	Pass	Test 20MHz Channel Puncture Location 1	Band Edge
	802.11be EHT80	155	-	-	-	-	-	-	-	Test 20MHz Channel Puncture Location 1	Harmonic

Mode	1	
	Band Edge - L	
	U-NII-1_5.15-5.25_802.11be EHT80_CH42_Test 20MHz Channel Puncture Location 4_5210MHz	
ANT	5+6+7+8 (CDD)	
Pol.	Horizontal	Fundamental
Peak	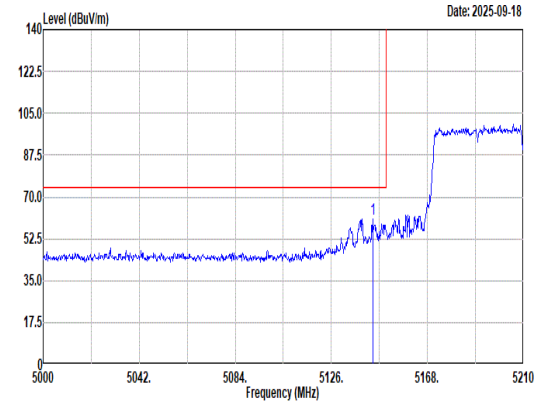 Site : 03CH15-HY Condition: PEAK_BE_74 3m 9120D-02294_250606 - new HORIZONTAL : RBW:1000.000kHz VBW:3000.000kHz SWT:Auto Freq Level Limit Line Margin Read Level Ant Factor Cable Loss Preamp Factor Aux Factor APos TPos Remark MHz dBuV/m dBuV/m dB dBuV dB/m dB dB dB cm deg 1 5144.06 60.64 74.00 -13.36 55.67 33.18 8.64 36.85 0.00 390 360 Peak	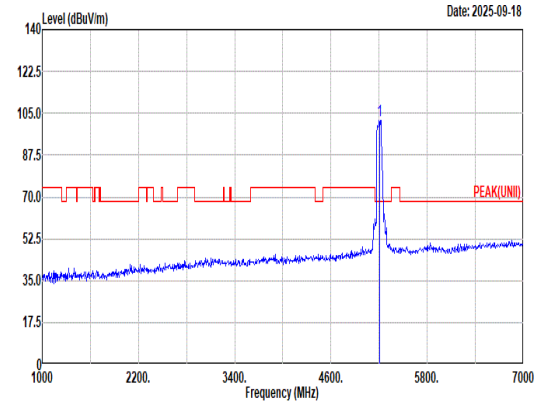 Site : 03CH15-HY Condition: PEAK(UNII) 3m 9120D-02294_250606 - new HORIZONTAL : RBW:1000.000kHz VBW:3000.000kHz SWT:Auto Freq Level Limit Line Margin Read Level Ant Factor Cable Loss Preamp Factor Aux Factor APos TPos Remark MHz dBuV/m dBuV/m dB dBuV dB/m dB dB dB cm deg 1 5210.00 101.98 ------ ------ 97.14 33.00 8.68 36.84 0.00 390 360 Peak
Avg	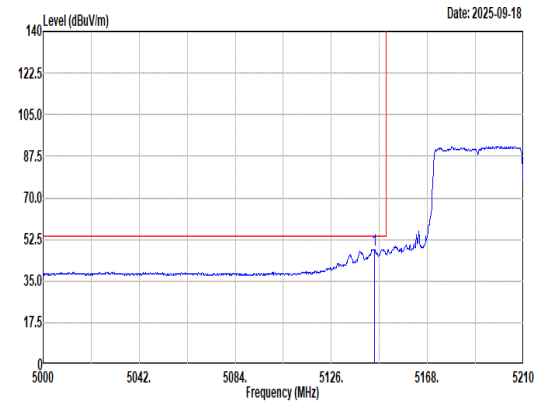 Site : 03CH15-HY Condition: AVG_BE_54 3m 9120D-02294_250606 - new HORIZONTAL : RBW:1000.000kHz VBW:3.300kHz SWT:Auto Freq Level Limit Line Margin Read Level Ant Factor Cable Loss Preamp Factor Aux Factor APos TPos Remark MHz dBuV/m dBuV/m dB dBuV dB/m dB dB dB cm deg 1 5144.90 48.25 54.00 -5.75 43.28 33.18 8.64 36.85 0.00 390 360 Average	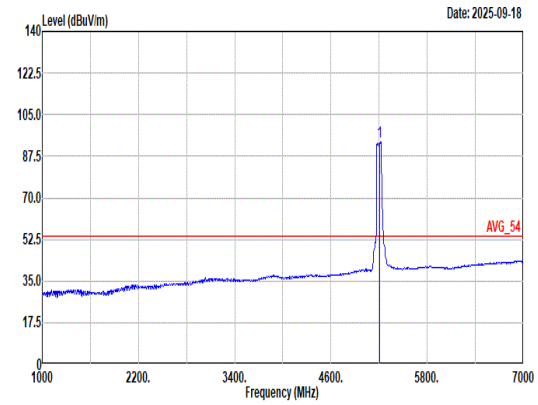 Site : 03CH15-HY Condition: AVG_54 3m 9120D-02294_250606 - new HORIZONTAL : RBW:1000.000kHz VBW:3.300kHz SWT:Auto Freq Level Limit Line Margin Read Level Ant Factor Cable Loss Preamp Factor Aux Factor APos TPos Remark MHz dBuV/m dBuV/m dB dBuV dB/m dB dB dB cm deg 1 5210.00 93.71 ------ ------ 88.90 32.96 8.69 36.84 0.00 390 360 Average

Mode	1	
	Band Edge - R	
	U-NII-1_5.15-5.25_802.11be EHT80_CH42_Test 20MHz Channel Puncture Location 4_5210MHz	
ANT	5+6+7+8 (CDD)	
Pol.	Horizontal	Fundamental
Peak	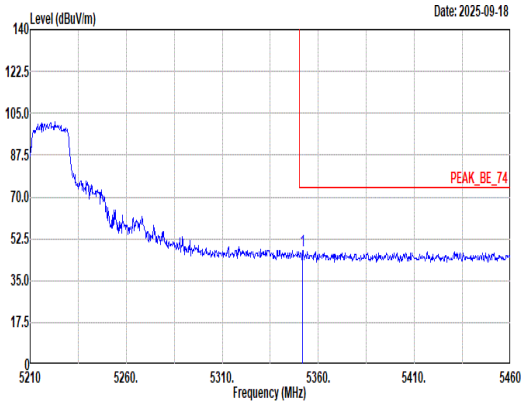 Site : 03CH15-HY Condition: PEAK_BE_74 3m 9120D-02294_250606 - new HORIZONTAL : RBW:1000.000kHz VBW:3000.000kHz SWT:Auto Limit Read Ant Cable Preamp Aux APos TPos Freq Level Line Margin Level Factor Loss Factor Factor Remark MHz dBuV/m dBuV/m dB dBuV dB/m dB dB dB cm deg 1 5351.75 47.74 74.00 -26.26 42.88 32.90 8.79 36.83 0.00 390 360 Peak	Blank
Avg	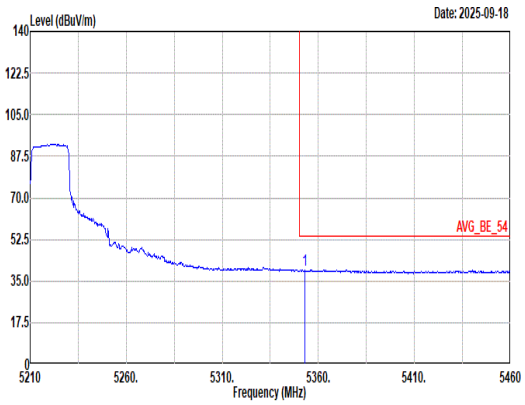 Site : 03CH15-HY Condition: AVG_BE_54 3m 9120D-02294_250606 - new HORIZONTAL : RBW:1000.000kHz VBW:3.300kHz SWT:Auto Limit Read Ant Cable Preamp Aux APos TPos Freq Level Line Margin Level Factor Loss Factor Factor Remark MHz dBuV/m dBuV/m dB dBuV dB/m dB dB dB cm deg 1 5353.00 39.74 54.00 -14.26 34.89 32.89 8.79 36.83 0.00 390 360 Average	Blank

Mode	1	
	Band Edge - L	
	U-NII-1_5.15-5.25_802.11be EHT80_CH42_Test 20MHz Channel Puncture Location 4_5210MHz	
ANT	5+6+7+8 (CDD)	
Pol.	Vertical	Fundamental
Peak	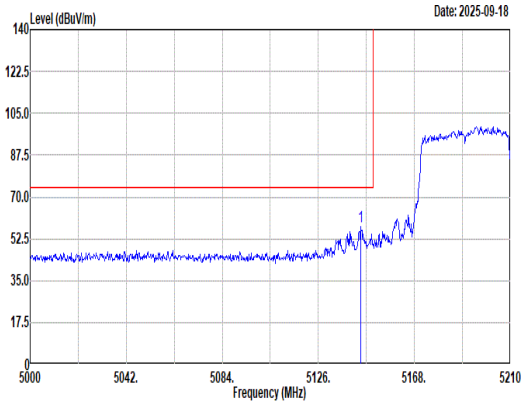 Site : 03CH15-HY Condition: PEAK_BE_74 3m 9120D-02294_250606 - new VERTICAL : RBW:1000.000kHz VBW:3000.000kHz SWT:Auto Freq Level Limit Line Margin Read Level Ant Factor Cable Loss Preamp Factor Aux Factor APos TPos Remark MHz dBuV/m dBuV/m dB dBuV dB/m dB dB dB cm deg 1 5144.48 57.38 74.00 -16.62 52.41 33.18 8.64 36.85 0.00 400 86 Peak	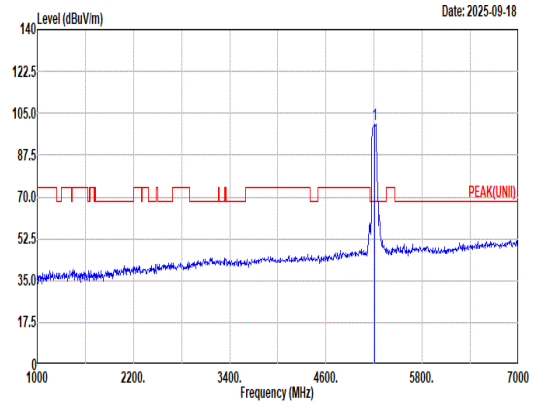 Site : 03CH15-HY Condition: PEAK(UNII) 3m 9120D-02294_250606 - new VERTICAL : RBW:1000.000kHz VBW:3000.000kHz SWT:Auto Freq Level Limit Line Margin Read Level Ant Factor Cable Loss Preamp Factor Aux Factor APos TPos Remark MHz dBuV/m dBuV/m dB dBuV dB/m dB dB dB cm deg 1 5210.00 100.43 ------ ------ 95.60 32.99 8.68 36.84 0.00 400 86 Peak
Avg	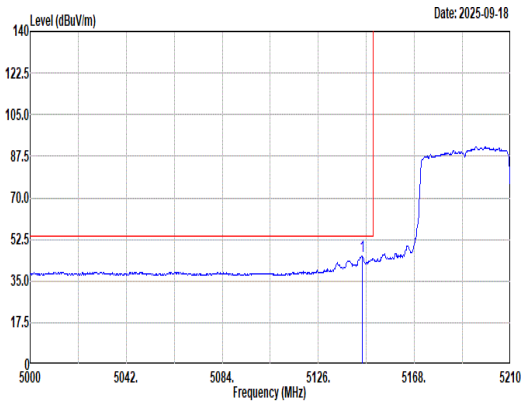 Site : 03CH15-HY Condition: AVG_BE_54 3m 9120D-02294_250606 - new VERTICAL : RBW:1000.000kHz VBW:3.300kHz SWT:Auto Freq Level Limit Line Margin Read Level Ant Factor Cable Loss Preamp Factor Aux Factor APos TPos Remark MHz dBuV/m dBuV/m dB dBuV dB/m dB dB dB cm deg 1 5145.11 45.69 54.00 -8.31 40.72 33.18 8.64 36.85 0.00 400 86 Average	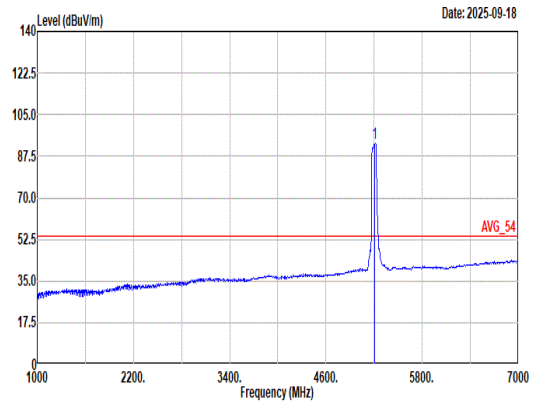 Site : 03CH15-HY Condition: AVG_54 3m 9120D-02294_250606 - new VERTICAL : RBW:1000.000kHz VBW:3.300kHz SWT:Auto Freq Level Limit Line Margin Read Level Ant Factor Cable Loss Preamp Factor Aux Factor APos TPos Remark MHz dBuV/m dBuV/m dB dBuV dB/m dB dB dB cm deg 1 5210.00 92.89 ------ ------ 88.08 32.96 8.69 36.84 0.00 400 86 Average

Mode	1	
	Band Edge - R	
	U-NII-1_5.15-5.25_802.11be EHT80_CH42_Test 20MHz Channel Puncture Location 4_5210MHz	
ANT	5+6+7+8 (CDD)	
Pol.	Vertical	Fundamental
Peak	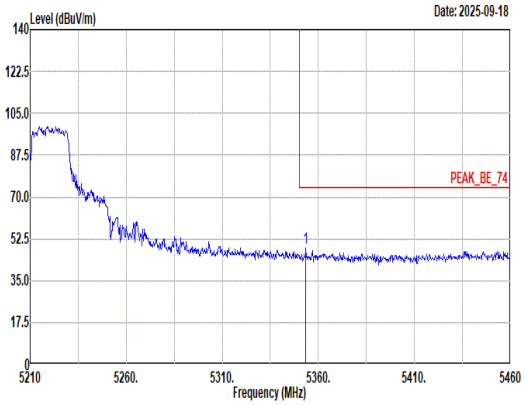 Site : 03CH15-HY Condition: PEAK_BE_74 3m 9120D-02294_250606 - new VERTICAL : RBW:1000.000kHz VBW:3000.000kHz SWT:Auto Limit Read Ant Cable Preamp Aux APos TPos Freq Level Line Margin Level Factor Loss Factor Factor Remark MHz dBuV/m dBuV/m dB dBuV dB/m dB dB dB cm deg 1 5353.50 48.35 74.00 -25.65 43.50 32.89 8.79 36.83 0.00 400 86 Peak	Blank
Avg	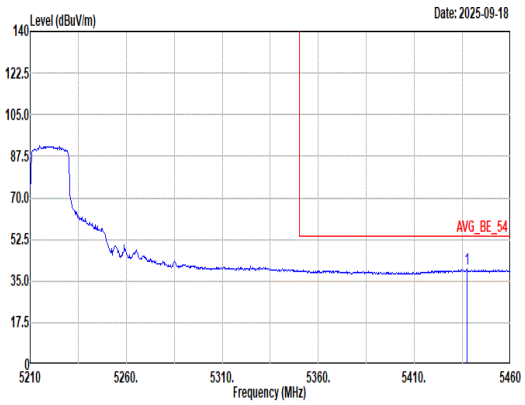 Site : 03CH15-HY Condition: AVG_BE_54 3m 9120D-02294_250606 - new VERTICAL : RBW:1000.000kHz VBW:3.300kHz SWT:Auto Limit Read Ant Cable Preamp Aux APos TPos Freq Level Line Margin Level Factor Loss Factor Factor Remark MHz dBuV/m dBuV/m dB dBuV dB/m dB dB dB cm deg 1 5437.25 39.90 54.00 -14.10 35.07 32.80 8.86 36.83 0.00 400 86 Average	Blank

Mode	2	
	Band Edge - L	
	U-NII-2A_5.25-5.35_802.11be EHT80_CH58_Test 20MHz Channel Puncture Location 1_5290MHz	
ANT	5+6+7+8 (CDD)	
Pol.	Horizontal	Fundamental
Peak	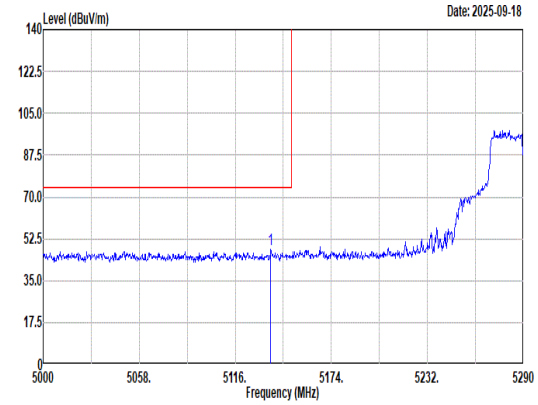 Site : 03CH15-HY Condition: PEAK_BE_74 3m 9120D-02294_250606 - new HORIZONTAL : RBW:1000.000kHz VBW:3000.000kHz SWT:Auto Freq Level Limit Line Margin Read Level Ant Factor Cable Loss Preamp Factor Aux Factor APos TPos Remark MHz dBuV/m dBuV/m dB dBuV dB/m dB dB dB cm deg 1 5137.46 48.06 74.00 -25.94 43.13 33.15 8.63 36.85 0.00 400 355 Peak	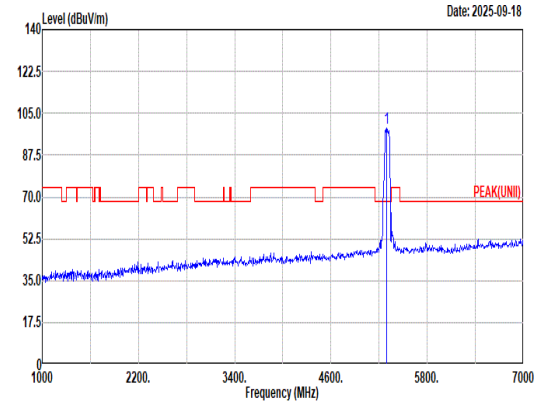 Site : 03CH15-HY Condition: PEAK(UNII) 3m 9120D-02294_250606 - new HORIZONTAL : RBW:1000.000kHz VBW:3000.000kHz SWT:Auto Freq Level Limit Line Margin Read Level Ant Factor Cable Loss Preamp Factor Aux Factor APos TPos Remark MHz dBuV/m dBuV/m dB dBuV dB/m dB dB dB cm deg 1 5290.00 98.68 ------ ------ 93.96 32.82 8.74 36.84 0.00 400 355 Peak
Avg	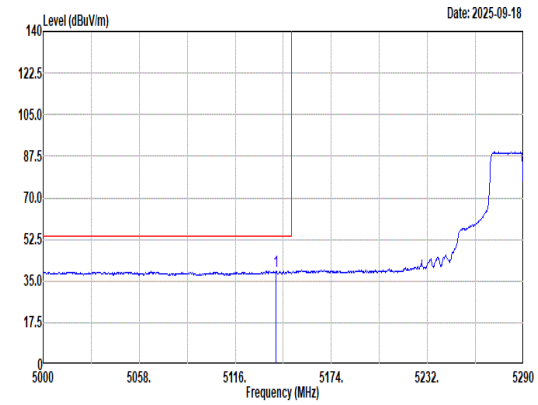 Site : 03CH15-HY Condition: AVG_BE_54 3m 9120D-02294_250606 - new HORIZONTAL : RBW:1000.000kHz VBW:3.300kHz SWT:Auto Freq Level Limit Line Margin Read Level Ant Factor Cable Loss Preamp Factor Aux Factor APos TPos Remark MHz dBuV/m dBuV/m dB dBuV dB/m dB dB dB cm deg 1 5140.65 39.15 54.00 -14.85 34.21 33.16 8.63 36.85 0.00 400 355 Average	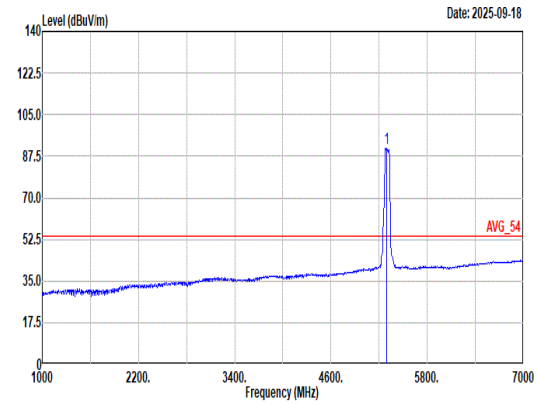 Site : 03CH15-HY Condition: AVG_54 3m 9120D-02294_250606 - new HORIZONTAL : RBW:1000.000kHz VBW:3.300kHz SWT:Auto Freq Level Limit Line Margin Read Level Ant Factor Cable Loss Preamp Factor Aux Factor APos TPos Remark MHz dBuV/m dBuV/m dB dBuV dB/m dB dB dB cm deg 1 5290.00 90.74 ------ ------ 86.02 32.82 8.74 36.84 0.00 400 355 Average

Mode	2	
	Band Edge - R	
	U-NII-2A_5.25-5.35_802.11be EHT80_CH58_Test 20MHz Channel Puncture Location 1_5290MHz	
ANT	5+6+7+8 (CDD)	
Pol.	Horizontal	Fundamental
Peak	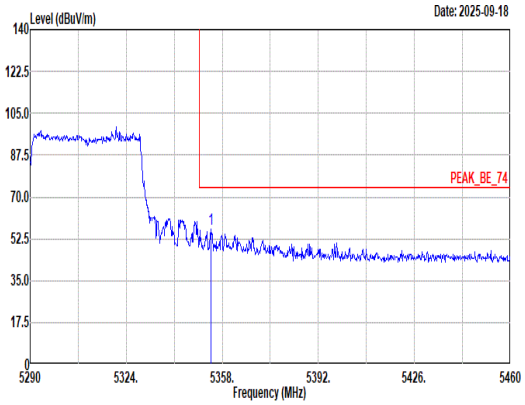 Site : 03CH15-HY Condition: PEAK_BE_74 3m 9120D-02294_250606 - new HORIZONTAL : RBW:1000.000kHz VBW:3000.000kHz SWT:Auto Limit Read Ant Cable Preamp Aux APos TPos Freq Level Line Margin Level Factor Loss Factor Factor Remark MHz dBuV/m dBuV/m dB dBuV dB/m dB dB dB cm deg 1 5354.09 56.62 74.00 -17.38 51.77 32.89 8.79 36.83 0.00 400 355 Peak	Blank
Avg	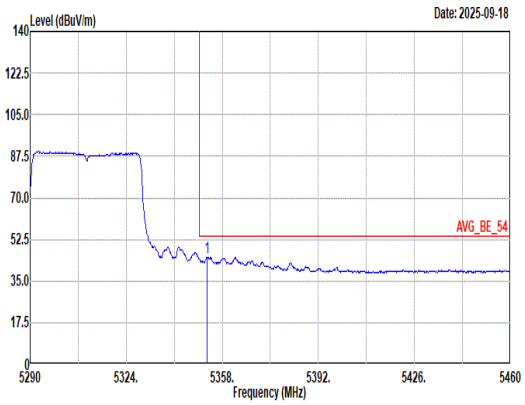 Site : 03CH15-HY Condition: AVG_BE_54 3m 9120D-02294_250606 - new HORIZONTAL : RBW:1000.000kHz VBW:3.300kHz SWT:Auto Limit Read Ant Cable Preamp Aux APos TPos Freq Level Line Margin Level Factor Loss Factor Factor Remark MHz dBuV/m dBuV/m dB dBuV dB/m dB dB dB cm deg 1 5352.73 45.09 54.00 -8.91 40.24 32.89 8.79 36.83 0.00 400 355 Average	Blank

Mode	2	
	Band Edge - L	
	U-NII-2A_5.25-5.35_802.11be EHT80_CH58_Test 20MHz Channel Puncture Location 1_5290MHz	
ANT	5+6+7+8 (CDD)	
Pol.	Vertical	Fundamental
Peak	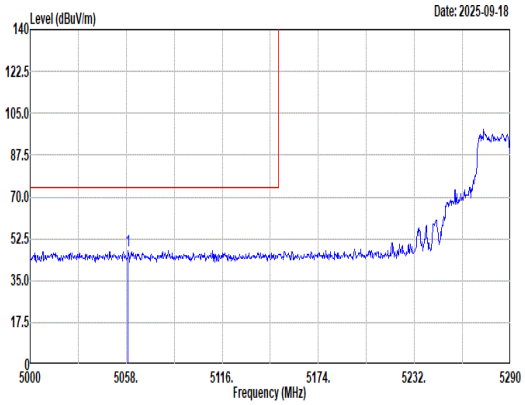 Site : 03CH15-HY Condition: PEAK_BE_74 3m 9120D-02294_250606 - new VERTICAL : RBW:1000.000kHz VBW:3000.000kHz SWT:Auto Freq Level Limit Line Margin Read Level Ant Factor Cable Loss Preamp Factor Aux Factor APos TPos Remark MHz dBuV/m dBuV/m dB dBuV dB/m dB dB dB cm deg 1 5059.16 47.75 74.00 -26.25 42.96 33.08 8.57 36.86 0.00 400 87 Peak	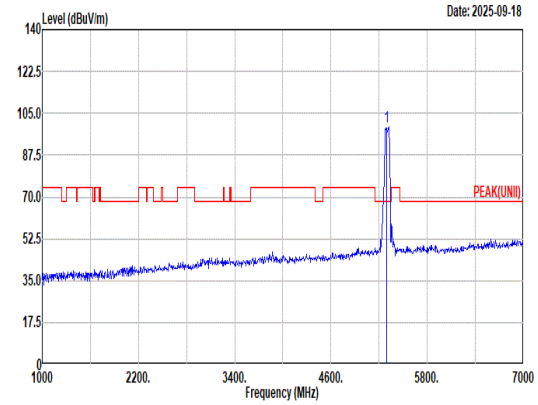 Site : 03CH15-HY Condition: PEAK(UNII) 3m 9120D-02294_250606 - new VERTICAL : RBW:1000.000kHz VBW:3000.000kHz SWT:Auto Freq Level Limit Line Margin Read Level Ant Factor Cable Loss Preamp Factor Aux Factor APos TPos Remark MHz dBuV/m dBuV/m dB dBuV dB/m dB dB dB cm deg 1 5290.00 99.31 ------ ------ 94.54 32.84 8.76 36.83 0.00 400 87 Peak
Avg	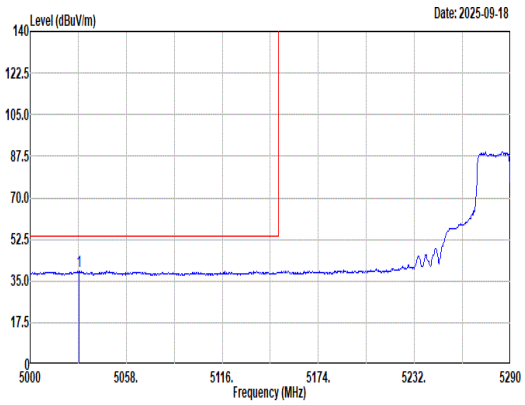 Site : 03CH15-HY Condition: AVG_BE_54 3m 9120D-02294_250606 - new VERTICAL : RBW:1000.000kHz VBW:3.300kHz SWT:Auto Freq Level Limit Line Margin Read Level Ant Factor Cable Loss Preamp Factor Aux Factor APos TPos Remark MHz dBuV/m dBuV/m dB dBuV dB/m dB dB dB cm deg 1 5029.58 39.04 54.00 -14.96 34.22 33.14 8.54 36.86 0.00 400 87 Average	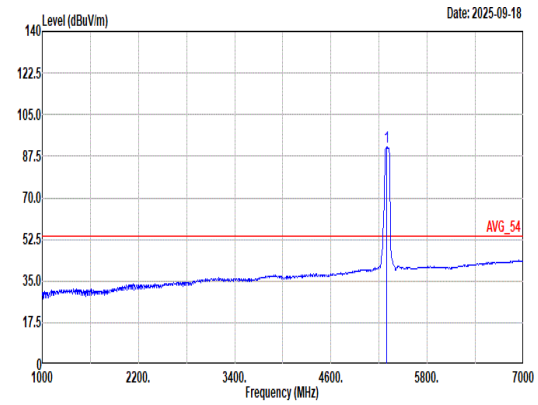 Site : 03CH15-HY Condition: AVG_54 3m 9120D-02294_250606 - new VERTICAL : RBW:1000.000kHz VBW:3.300kHz SWT:Auto Freq Level Limit Line Margin Read Level Ant Factor Cable Loss Preamp Factor Aux Factor APos TPos Remark MHz dBuV/m dBuV/m dB dBuV dB/m dB dB dB cm deg 1 5290.00 91.27 ------ ------ 86.55 32.81 8.75 36.84 0.00 400 87 Average

Mode	2	
	Band Edge - R	
	U-NII-2A_5.25-5.35_802.11be EHT80_CH58_Test 20MHz Channel Puncture Location 1_5290MHz	
ANT	5+6+7+8 (CDD)	
Pol.	Vertical	Fundamental
Peak	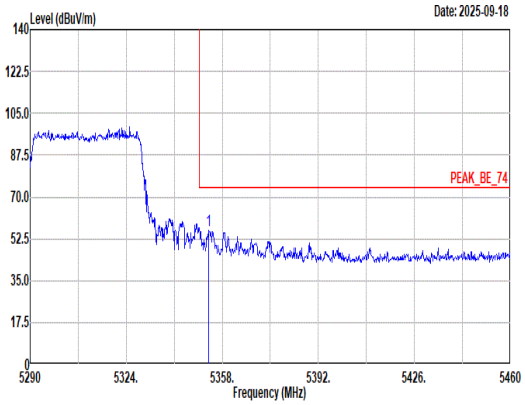 Site : 03CH15-HY Condition: PEAK_BE_74 3m 9120D-02294_250606 - new VERTICAL : RBW:1000.000kHz VBW:3000.000kHz SWT:Auto Limit Read Ant Cable Preamp Aux APos TPos Freq Level Line Margin Level Factor Loss Factor Factor Remark MHz dBuV/m dBuV/m dB dBuV dB/m dB dB dB cm deg 1 5353.24 56.00 74.00 -18.00 51.15 32.89 8.79 36.83 0.00 400 87 Peak	Blank
Avg	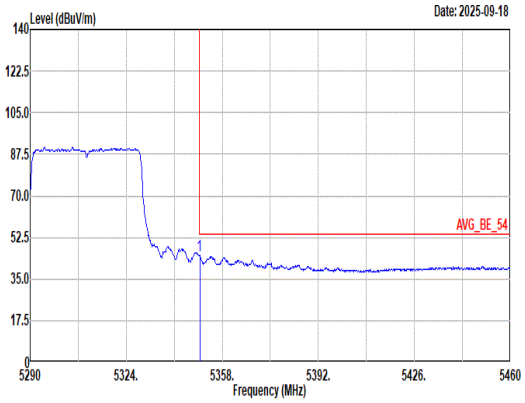 Site : 03CH15-HY Condition: AVG_BE_54 3m 9120D-02294_250606 - new VERTICAL : RBW:1000.000kHz VBW:3.300kHz SWT:Auto Limit Read Ant Cable Preamp Aux APos TPos Freq Level Line Margin Level Factor Loss Factor Factor Remark MHz dBuV/m dBuV/m dB dBuV dB/m dB dB dB cm deg 1 5350.01 44.75 54.00 -9.25 39.89 32.90 8.79 36.83 0.00 400 87 Average	Blank

Mode	3	
	Band Edge - L	
	U-NII-2A_5.25-5.35_802.11be EHT160_CH50_Test 20MHz Channel Puncture Location 1_5250MHz	
ANT	5+6+7+8 (CDD)	
Pol.	Horizontal	Fundamental
Peak	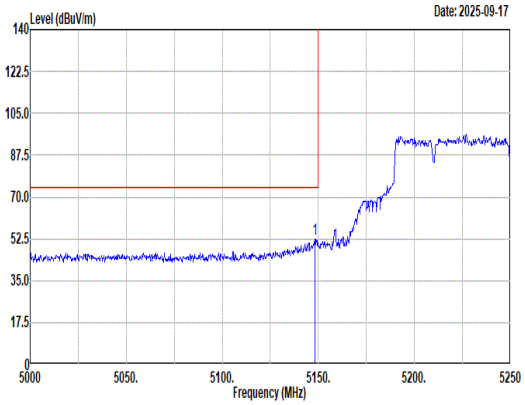 Site : 03CH15-HY Condition: PEAK_BE_74 3m 9120D-02294_250606 - new HORIZONTAL : RBW:1000.000kHz VBW:3000.000kHz SWT:Auto Freq Level Limit Line Margin Read Level Ant Factor Cable Loss Preamp Factor Aux Factor APos TPos Remark MHz dBuV/m dBuV/m dB dBuV dB/m dB dB dB cm deg 1 5148.25 52.44 74.00 -21.56 47.46 33.19 8.64 36.85 0.00 393 343 Peak	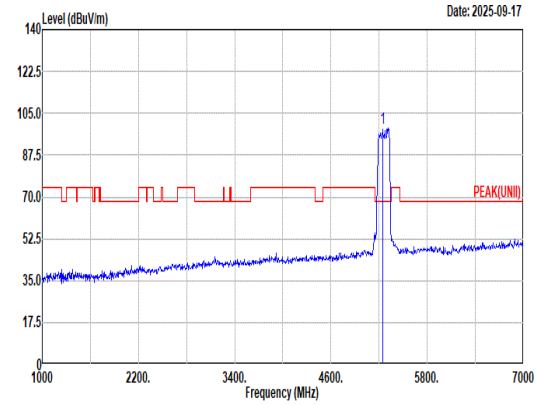 Site : 03CH15-HY Condition: PEAK(UNII) 3m 9120D-02294_250606 - new HORIZONTAL : RBW:1000.000kHz VBW:3000.000kHz SWT:Auto Freq Level Limit Line Margin Read Level Ant Factor Cable Loss Preamp Factor Aux Factor APos TPos Remark MHz dBuV/m dBuV/m dB dBuV dB/m dB dB dB cm deg 1 5250.00 98.55 ------ ------ 93.79 32.83 8.76 36.83 0.00 393 343 Peak
Avg	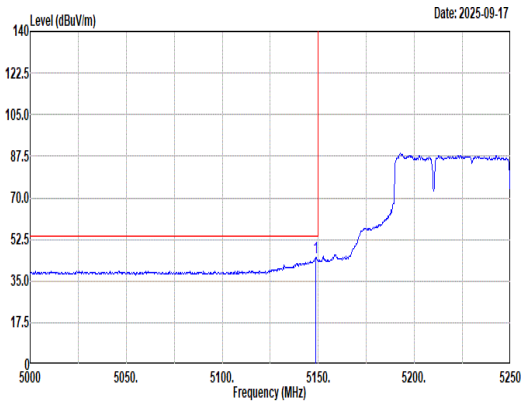 Site : 03CH15-HY Condition: AVG_BE_54 3m 9120D-02294_250606 - new HORIZONTAL : RBW:1000.000kHz VBW:6.200kHz SWT:Auto Freq Level Limit Line Margin Read Level Ant Factor Cable Loss Preamp Factor Aux Factor APos TPos Remark MHz dBuV/m dBuV/m dB dBuV dB/m dB dB dB cm deg 1 5148.75 45.09 54.00 -8.91 40.11 33.19 8.64 36.85 0.00 393 343 Average	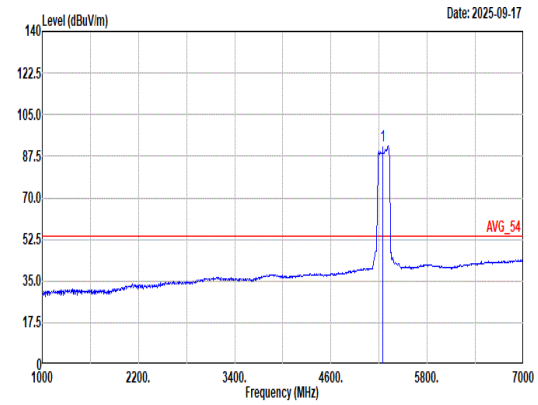 Site : 03CH15-HY Condition: AVG_54 3m 9120D-02294_250606 - new HORIZONTAL : RBW:1000.000kHz VBW:6.200kHz SWT:Auto Freq Level Limit Line Margin Read Level Ant Factor Cable Loss Preamp Factor Aux Factor APos TPos Remark MHz dBuV/m dBuV/m dB dBuV dB/m dB dB dB cm deg 1 5250.00 91.87 ------ ------ 87.11 32.83 8.76 36.83 0.00 393 343 Average

Mode	3	
	Band Edge - R	
	U-NII-2A_5.25-5.35_802.11be EHT160_CH50_Test 20MHz Channel Puncture Location 1_5250MHz	
ANT	5+6+7+8 (CDD)	
Pol.	Horizontal	Fundamental
Peak	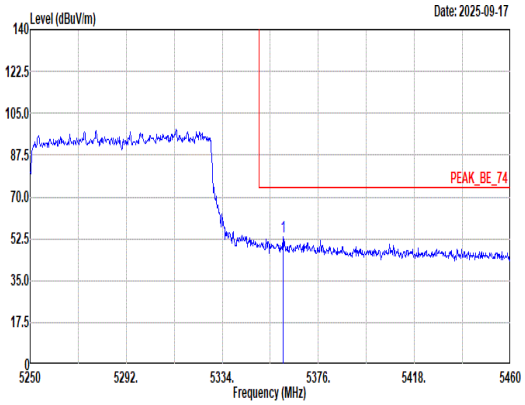 Site : 03CH15-HY Condition: PEAK_BE_74 3m 9120D-02294_250606 - new HORIZONTAL : RBW:1000.000kHz VBW:3000.000kHz SWT:Auto Limit Read Ant Cable Preamp Aux APos TPos Freq Level Line Margin Level Factor Loss Factor Factor Remark MHz dBuV/m dBuV/m dB dBuV dB/m dB dB dB cm deg 1 5360.46 53.43 74.00 -20.57 48.59 32.88 8.79 36.83 0.00 393 343 Peak	Blank
Avg	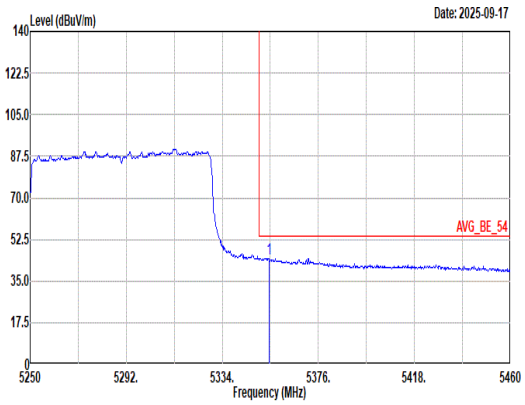 Site : 03CH15-HY Condition: AVG_BE_54 3m 9120D-02294_250606 - new HORIZONTAL : RBW:1000.000kHz VBW:6.200kHz SWT:Auto Limit Read Ant Cable Preamp Aux APos TPos Freq Level Line Margin Level Factor Loss Factor Factor Remark MHz dBuV/m dBuV/m dB dBuV dB/m dB dB dB cm deg 1 5354.37 44.44 54.00 -9.56 39.59 32.89 8.79 36.83 0.00 393 343 Average	Blank

Mode	3	
	Band Edge - L	
	U-NII-2A_5.25-5.35_802.11be EHT160_CH50_Test 20MHz Channel Puncture Location 1_5250MHz	
ANT	5+6+7+8 (CDD)	
Pol.	Vertical	Fundamental
Peak	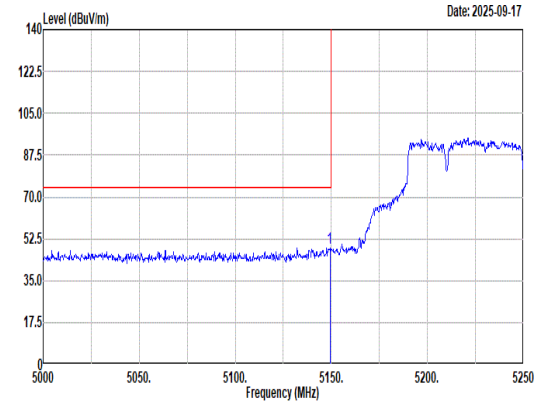 Site : 03CH15-HY Condition: PEAK_BE_74 3m 9120D-02294_250606 - new VERTICAL : RBW:1000.000kHz VBW:3000.000kHz SWT:Auto Freq Level Limit Line Margin Read Level Ant Factor Cable Loss Preamp Factor Aux Factor APos TPos Remark MHz dBuV/m dBuV/m dB dBuV dB/m dB dB dB cm deg 1 5149.25 48.84 74.00 -25.16 43.85 33.20 8.64 36.85 0.00 400 85 Peak	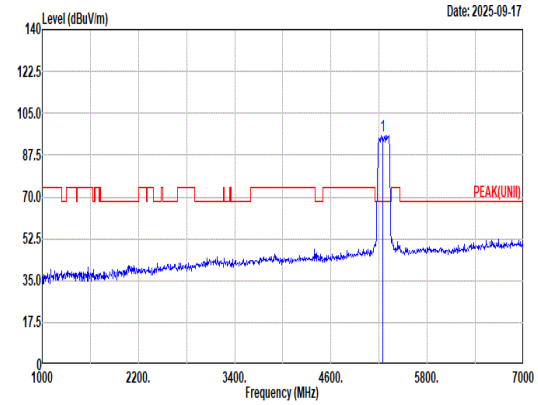 Site : 03CH15-HY Condition: PEAK(UNII) 3m 9120D-02294_250606 - new VERTICAL : RBW:1000.000kHz VBW:3000.000kHz SWT:Auto Freq Level Limit Line Margin Read Level Ant Factor Cable Loss Preamp Factor Aux Factor APos TPos Remark MHz dBuV/m dBuV/m dB dBuV dB/m dB dB dB cm deg 1 5250.00 95.66 ------ ------ 90.94 32.81 8.75 36.84 0.00 400 85 Peak
Avg	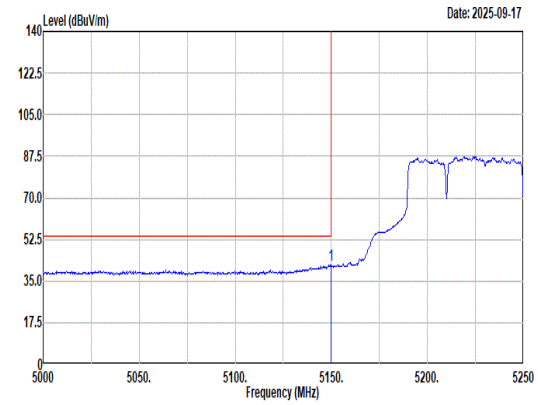 Site : 03CH15-HY Condition: AVG_BE_54 3m 9120D-02294_250606 - new VERTICAL : RBW:1000.000kHz VBW:6.200kHz SWT:Auto Freq Level Limit Line Margin Read Level Ant Factor Cable Loss Preamp Factor Aux Factor APos TPos Remark MHz dBuV/m dBuV/m dB dBuV dB/m dB dB dB cm deg 1 5150.00 41.89 54.00 -12.11 36.90 33.20 8.64 36.85 0.00 400 85 Average	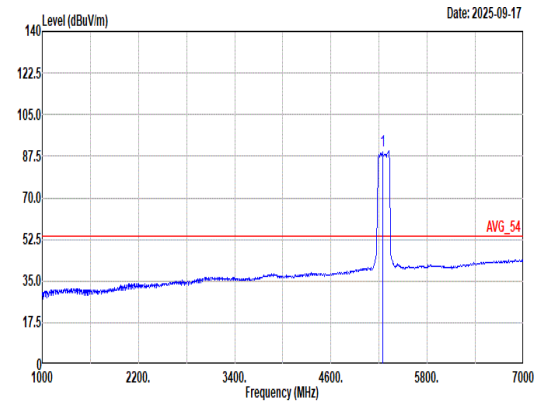 Site : 03CH15-HY Condition: AVG_54 3m 9120D-02294_250606 - new VERTICAL : RBW:1000.000kHz VBW:6.200kHz SWT:Auto Freq Level Limit Line Margin Read Level Ant Factor Cable Loss Preamp Factor Aux Factor APos TPos Remark MHz dBuV/m dBuV/m dB dBuV dB/m dB dB dB cm deg 1 5250.00 89.72 ------ ------ 84.93 32.85 8.77 36.83 0.00 400 85 Average

Mode	3	
	Band Edge - R	
	U-NII-2A_5.25-5.35_802.11be EHT160_CH50_Test 20MHz Channel Puncture Location 1_5250MHz	
ANT	5+6+7+8 (CDD)	
Pol.	Vertical	Fundamental
Peak	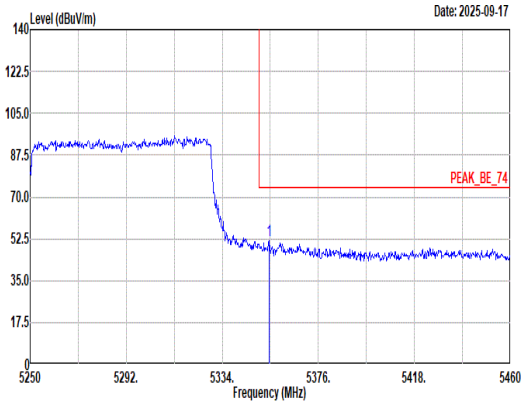 Site : 03CH15-HY Condition: PEAK_BE_74 3m 9120D-02294_250606 - new VERTICAL : RBW:1000.000kHz VBW:3000.000kHz SWT:Auto Limit Read Ant Cable Preamp Aux APos TPos Freq Level Line Margin Level Factor Loss Factor Factor Remark MHz dBuV/m dBuV/m dB dBuV dB/m dB dB dB cm deg 1 5354.58 51.99 74.00 -22.01 47.14 32.89 8.79 36.83 0.00 400 85 Peak	Blank
Avg	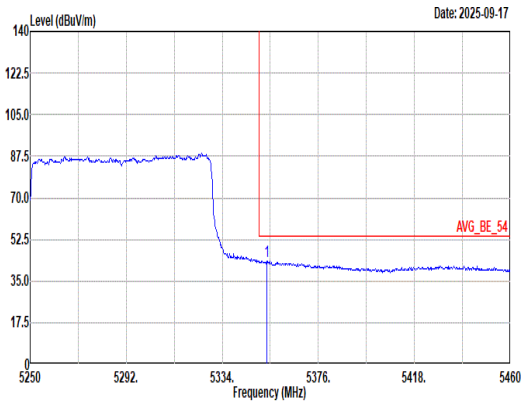 Site : 03CH15-HY Condition: AVG_BE_54 3m 9120D-02294_250606 - new VERTICAL : RBW:1000.000kHz VBW:6.200kHz SWT:Auto Limit Read Ant Cable Preamp Aux APos TPos Freq Level Line Margin Level Factor Loss Factor Factor Remark MHz dBuV/m dBuV/m dB dBuV dB/m dB dB dB cm deg 1 5353.53 43.49 54.00 -10.51 38.64 32.89 8.79 36.83 0.00 400 85 Average	Blank

Mode	4	
	Band Edge - L	
	U-NII-2A_5.25-5.35_802.11be EHT160_CH50_Test 20MHz Channel Puncture Location 8_5250MHz	
ANT	5+6+7+8 (CDD)	
Pol.	Horizontal	Fundamental
Peak	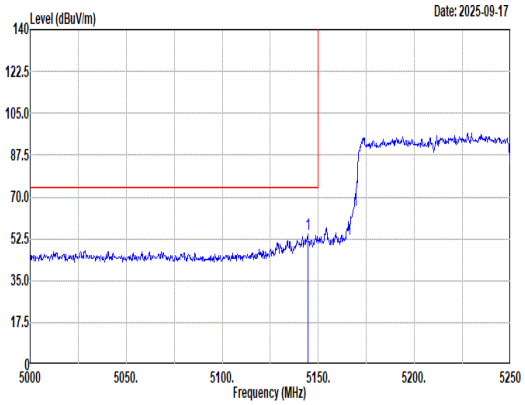 Site : 03CH15-HY Condition: PEAK_BE_74 3m 9120D-02294_250606 - new HORIZONTAL : RBW:1000.000kHz VBW:3000.000kHz SWT:Auto Freq Level Limit Line Margin Read Level Ant Factor Cable Loss Preamp Factor Aux Factor APos TPos Remark MHz dBuV/m dBuV/m dB dBuV dB/m dB dB dB cm deg 1 5144.50 54.15 74.00 -19.85 49.18 33.18 8.64 36.85 0.00 392 360 Peak	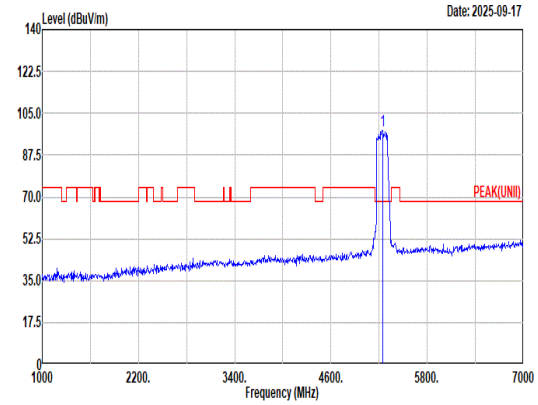 Site : 03CH15-HY Condition: PEAK(UNII) 3m 9120D-02294_250606 - new HORIZONTAL : RBW:1000.000kHz VBW:3000.000kHz SWT:Auto Freq Level Limit Line Margin Read Level Ant Factor Cable Loss Preamp Factor Aux Factor APos TPos Remark MHz dBuV/m dBuV/m dB dBuV dB/m dB dB dB cm deg 1 5250.00 97.65 ------ ------ 92.85 32.93 8.71 36.84 0.00 392 360 Peak
Avg	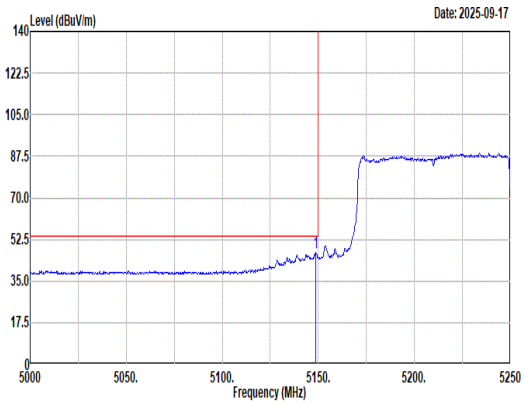 Site : 03CH15-HY Condition: AVG_BE_54 3m 9120D-02294_250606 - new HORIZONTAL : RBW:1000.000kHz VBW:6.200kHz SWT:Auto Freq Level Limit Line Margin Read Level Ant Factor Cable Loss Preamp Factor Aux Factor APos TPos Remark MHz dBuV/m dBuV/m dB dBuV dB/m dB dB dB cm deg 1 5148.75 46.93 54.00 -7.07 41.95 33.19 8.64 36.85 0.00 392 360 Average	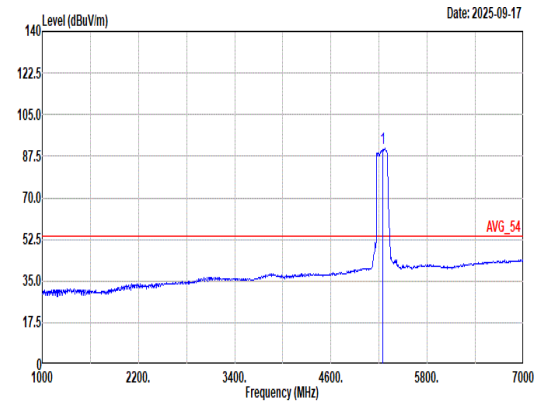 Site : 03CH15-HY Condition: AVG_54 3m 9120D-02294_250606 - new HORIZONTAL : RBW:1000.000kHz VBW:6.200kHz SWT:Auto Freq Level Limit Line Margin Read Level Ant Factor Cable Loss Preamp Factor Aux Factor APos TPos Remark MHz dBuV/m dBuV/m dB dBuV dB/m dB dB dB cm deg 1 5250.00 90.99 ------ ------ 86.24 32.86 8.73 36.84 0.00 392 360 Average