Mode	4	
	Band Edge - R	
	U-NII-2A_5.25-5.35_802.11be EHT160_CH50_Test 20MHz Channel Puncture Location 8_5250MHz	
ANT	5+6+7+8 (CDD)	
Pol.	Horizontal	Fundamental
Peak	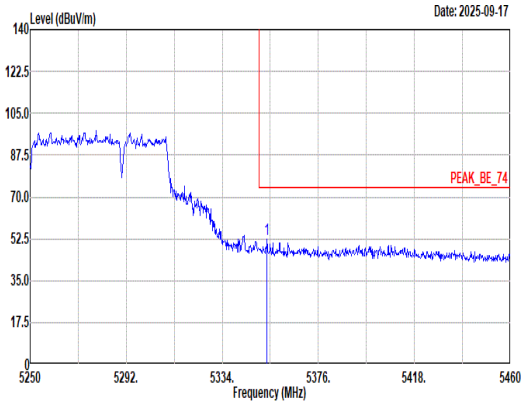 Site : 03CH15-HY Condition: PEAK_BE_74 3m 9120D-02294_250606 - new HORIZONTAL : RBW:1000.000kHz VBW:3000.000kHz SWT:Auto Limit Read Ant Cable Preamp Aux APos TPos Freq Level Line Margin Level Factor Loss Factor Factor Remark MHz dBuV/m dBuV/m dB dBuV dB/m dB dB dB cm deg 1 5353.53 52.16 74.00 -21.84 47.31 32.89 8.79 36.83 0.00 392 360 Peak	Blank
Avg	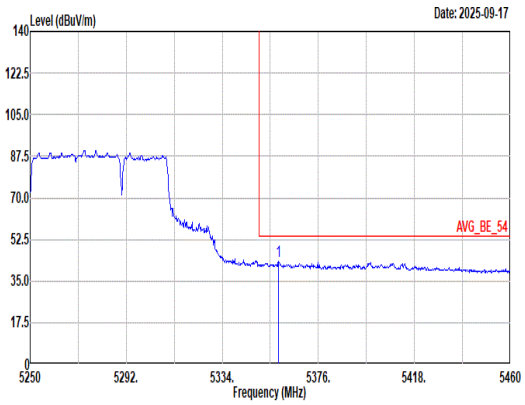 Site : 03CH15-HY Condition: AVG_BE_54 3m 9120D-02294_250606 - new HORIZONTAL : RBW:1000.000kHz VBW:6.200kHz SWT:Auto Limit Read Ant Cable Preamp Aux APos TPos Freq Level Line Margin Level Factor Loss Factor Factor Remark MHz dBuV/m dBuV/m dB dBuV dB/m dB dB dB cm deg 1 5358.57 43.10 54.00 -10.90 38.26 32.88 8.79 36.83 0.00 392 360 Average	Blank

Mode	4	
	Band Edge - L	
	U-NII-2A_5.25-5.35_802.11be EHT160_CH50_Test 20MHz Channel Puncture Location 8_5250MHz	
ANT	5+6+7+8 (CDD)	
Pol.	Vertical	Fundamental
Peak	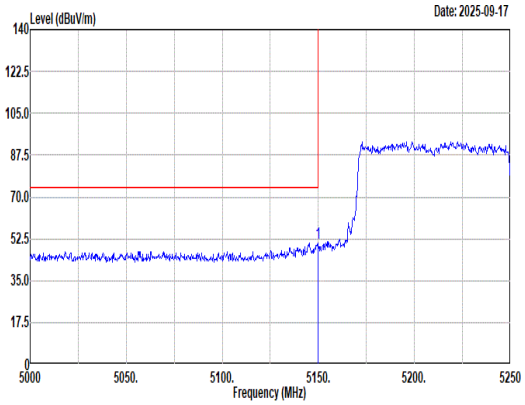 Site : 03CH15-HY Condition: PEAK_BE_74 3m 9120D-02294_250606 - new VERTICAL : RBW:1000.000kHz VBW:3000.000kHz SWT:Auto Freq Level Limit Line Margin Read Level Ant Factor Cable Loss Preamp Factor Aux Factor APos TPos Remark MHz dBuV/m dBuV/m dB dBuV dB/m dB dB dB cm deg 1 5150.00 50.69 74.00 -23.31 45.70 33.20 8.64 36.85 0.00 400 83 Peak	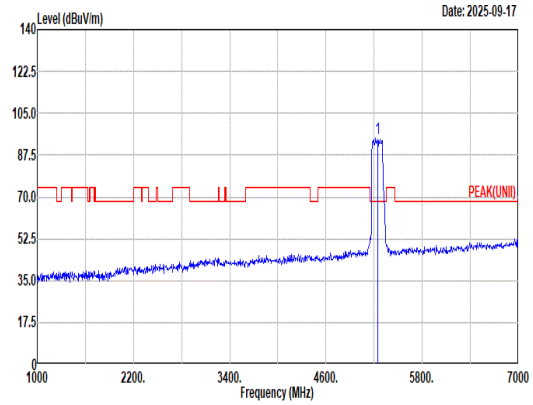 Site : 03CH15-HY Condition: PEAK(UNII) 3m 9120D-02294_250606 - new VERTICAL : RBW:1000.000kHz VBW:3000.000kHz SWT:Auto Freq Level Limit Line Margin Read Level Ant Factor Cable Loss Preamp Factor Aux Factor APos TPos Remark MHz dBuV/m dBuV/m dB dBuV dB/m dB dB dB cm deg 1 5250.00 94.76 ------ ------ 89.95 32.96 8.69 36.84 0.00 400 83 Peak
Avg	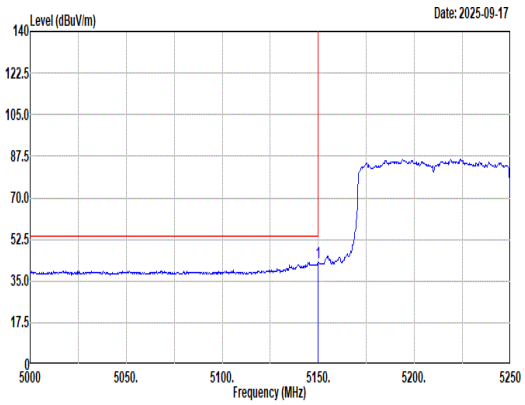 Site : 03CH15-HY Condition: AVG_BE_54 3m 9120D-02294_250606 - new VERTICAL : RBW:1000.000kHz VBW:6.200kHz SWT:Auto Freq Level Limit Line Margin Read Level Ant Factor Cable Loss Preamp Factor Aux Factor APos TPos Remark MHz dBuV/m dBuV/m dB dBuV dB/m dB dB dB cm deg 1 5150.00 42.82 54.00 -11.18 37.83 33.20 8.64 36.85 0.00 400 83 Average	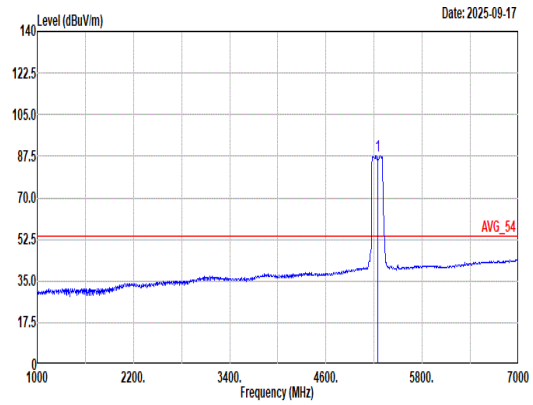 Site : 03CH15-HY Condition: AVG_54 3m 9120D-02294_250606 - new VERTICAL : RBW:1000.000kHz VBW:6.200kHz SWT:Auto Freq Level Limit Line Margin Read Level Ant Factor Cable Loss Preamp Factor Aux Factor APos TPos Remark MHz dBuV/m dBuV/m dB dBuV dB/m dB dB dB cm deg 1 5250.00 87.54 ------ ------ 82.73 32.95 8.70 36.84 0.00 400 83 Average

Mode	4	
	Band Edge - R	
	U-NII-2A_5.25-5.35_802.11be EHT160_CH50_Test 20MHz Channel Puncture Location 8_5250MHz	
ANT	5+6+7+8 (CDD)	
Pol.	Vertical	Fundamental
Peak	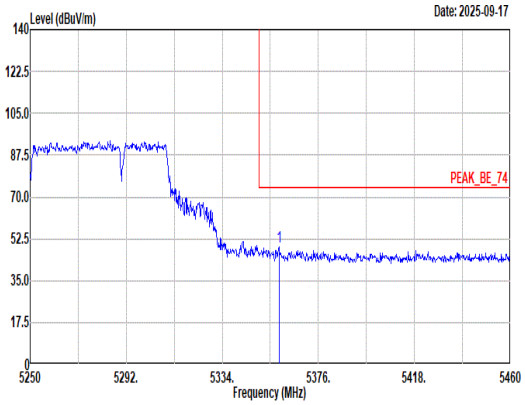 Site : 03CH15-HY Condition: PEAK_BE_74 3m 9120D-02294_250606 - new VERTICAL : RBW:1000.000kHz VBW:3000.000kHz SWT:Auto Limit Read Ant Cable Preamp Aux APos TPos Freq Level Line Margin Level Factor Loss Factor Factor Remark MHz dBuV/m dBuV/m dB dBuV dB/m dB dB dB cm deg 1 5358.78 48.93 74.00 -25.07 44.09 32.88 8.79 36.83 0.00 400 83 Peak	Blank
Avg	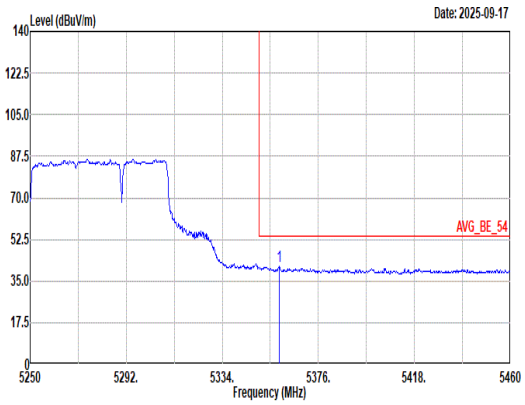 Site : 03CH15-HY Condition: AVG_BE_54 3m 9120D-02294_250606 - new VERTICAL : RBW:1000.000kHz VBW:6.200kHz SWT:Auto Limit Read Ant Cable Preamp Aux APos TPos Freq Level Line Margin Level Factor Loss Factor Factor Remark MHz dBuV/m dBuV/m dB dBuV dB/m dB dB dB cm deg 1 5358.78 41.05 54.00 -12.95 36.21 32.88 8.79 36.83 0.00 400 83 Average	Blank

Mode	5	
	Band Edge - L	
	U-NII-2A_5.25-5.35_802.11be EHT160_CH50_Test 40MHz Channel Puncture Location 1_5250MHz	
ANT	5+6+7+8 (CDD)	
Pol.	Horizontal	Fundamental
Peak	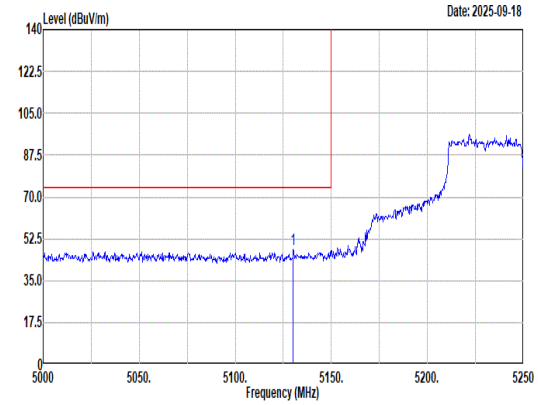 Site : 03CH15-HY Condition: PEAK_BE_74 3m 9120D-02294_250606 - new HORIZONTAL : RBW:1000.000kHz VBW:3000.000kHz SWT:Auto Freq Level Limit Line Margin Read Level Ant Factor Cable Loss Preamp Factor Aux Factor APos TPos Remark MHz dBuV/m dBuV/m dB dBuV dB/m dB dB dB cm deg 1 5130.25 48.26 74.00 -25.74 43.37 33.12 8.62 36.85 0.00 391 335 Peak	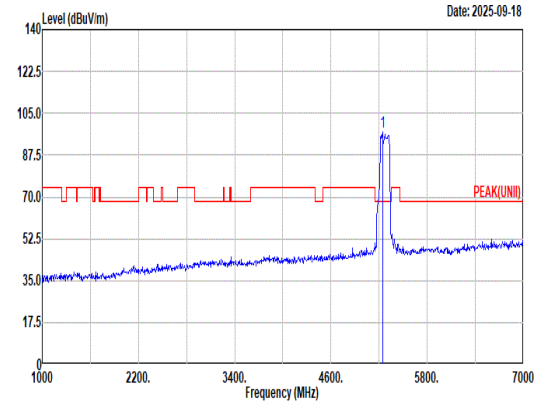 Site : 03CH15-HY Condition: PEAK(UNII) 3m 9120D-02294_250606 - new HORIZONTAL : RBW:1000.000kHz VBW:3000.000kHz SWT:Auto Freq Level Limit Line Margin Read Level Ant Factor Cable Loss Preamp Factor Aux Factor APos TPos Remark MHz dBuV/m dBuV/m dB dBuV dB/m dB dB dB cm deg 1 5250.00 97.05 ------ ------ 92.26 32.92 8.71 36.84 0.00 391 335 Peak
Avg	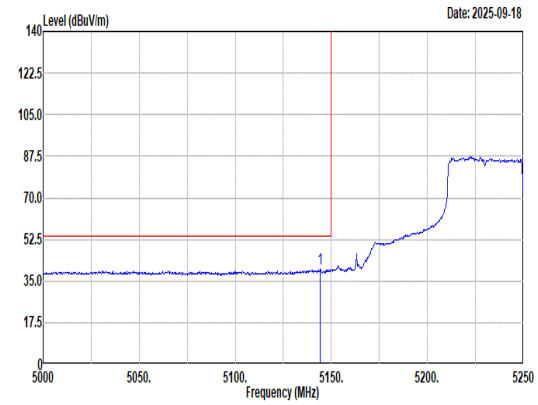 Site : 03CH15-HY Condition: AVG_BE_54 3m 9120D-02294_250606 - new HORIZONTAL : RBW:1000.000kHz VBW:5.600kHz SWT:Auto Freq Level Limit Line Margin Read Level Ant Factor Cable Loss Preamp Factor Aux Factor APos TPos Remark MHz dBuV/m dBuV/m dB dBuV dB/m dB dB dB cm deg 1 5144.25 39.92 54.00 -14.08 34.95 33.18 8.64 36.85 0.00 391 335 Average	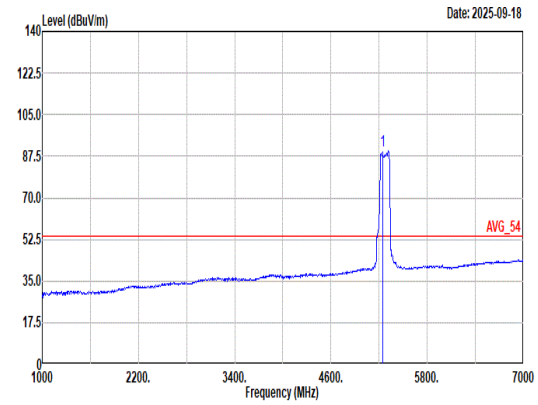 Site : 03CH15-HY Condition: AVG_54 3m 9120D-02294_250606 - new HORIZONTAL : RBW:1000.000kHz VBW:5.600kHz SWT:Auto Freq Level Limit Line Margin Read Level Ant Factor Cable Loss Preamp Factor Aux Factor APos TPos Remark MHz dBuV/m dBuV/m dB dBuV dB/m dB dB dB cm deg 1 5250.00 89.67 ------ ------ 84.91 32.83 8.76 36.83 0.00 391 335 Average

Mode	5	
	Band Edge - R	
	U-NII-2A_5.25-5.35_802.11be EHT160_CH50_Test 40MHz Channel Puncture Location 1_5250MHz	
ANT	5+6+7+8 (CDD)	
Pol.	Horizontal	Fundamental
Peak	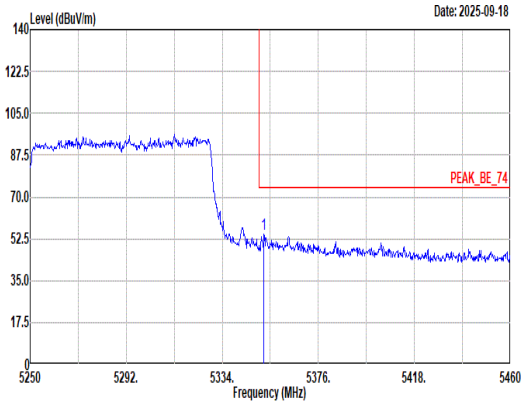 Site : 03CH15-HY Condition: PEAK_BE_74 3m 9120D-02294_250606 - new HORIZONTAL : RBW:1000.000kHz VBW:3000.000kHz SWT:Auto Limit Read Ant Cable Preamp Aux APos TPos Freq Level Line Margin Level Factor Loss Factor Factor Remark MHz dBuV/m dBuV/m dB dBuV dB/m dB dB dB cm deg 1 5352.27 54.21 74.00 -19.79 49.35 32.90 8.79 36.83 0.00 391 335 Peak	Blank
Avg	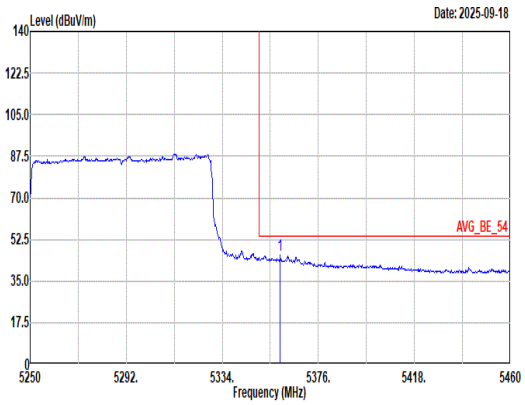 Site : 03CH15-HY Condition: AVG_BE_54 3m 9120D-02294_250606 - new HORIZONTAL : RBW:1000.000kHz VBW:5.600kHz SWT:Auto Limit Read Ant Cable Preamp Aux APos TPos Freq Level Line Margin Level Factor Loss Factor Factor Remark MHz dBuV/m dBuV/m dB dBuV dB/m dB dB dB cm deg 1 5359.41 45.80 54.00 -8.20 40.96 32.88 8.79 36.83 0.00 391 335 Average	Blank

Mode	5	
	Band Edge - L	
	U-NII-2A_5.25-5.35_802.11be EHT160_CH50_Test 40MHz Channel Puncture Location 1_5250MHz	
ANT	5+6+7+8 (CDD)	
Pol.	Vertical	Fundamental
Peak	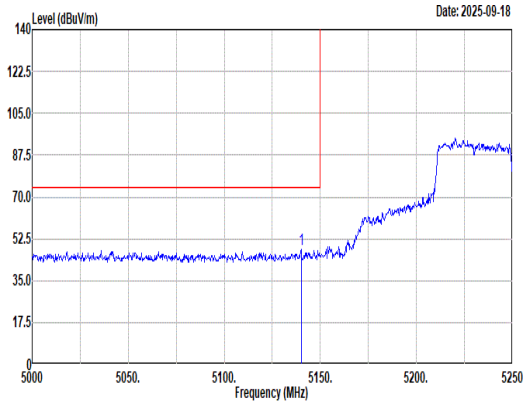 Site : 03CH15-HY Condition: PEAK_BE_74 3m 9120D-02294_250606 - new VERTICAL : RBW:1000.000kHz VBW:3000.000kHz SWT:Auto 1 5140.00 47.90 74.00 -26.10 42.96 33.16 8.63 36.85 0.00 400 84 Peak	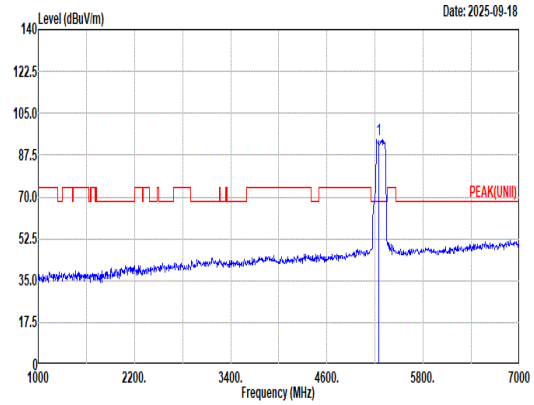 Site : 03CH15-HY Condition: PEAK(UNII) 3m 9120D-02294_250606 - new VERTICAL : RBW:1000.000kHz VBW:3000.000kHz SWT:Auto 1 5250.00 94.14 ------ ------ 89.33 32.96 8.69 36.84 0.00 400 84 Peak
Avg	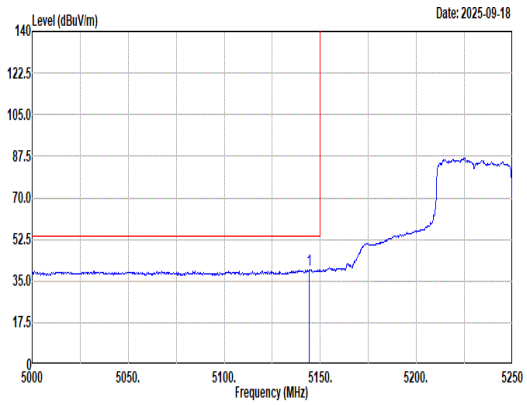 Site : 03CH15-HY Condition: AVG_BE_54 3m 9120D-02294_250606 - new VERTICAL : RBW:1000.000kHz VBW:5.600kHz SWT:Auto 1 5144.25 39.67 54.00 -14.33 34.70 33.18 8.64 36.85 0.00 400 84 Average	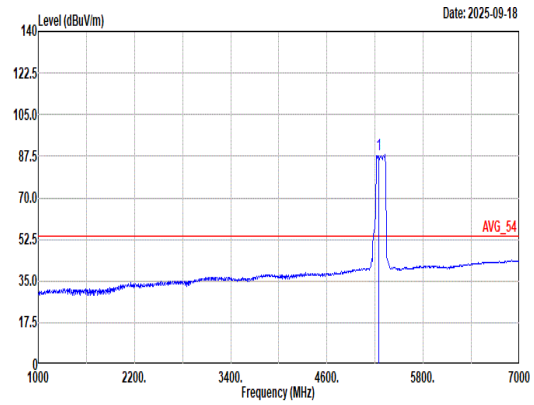 Site : 03CH15-HY Condition: AVG_54 3m 9120D-02294_250606 - new VERTICAL : RBW:1000.000kHz VBW:5.600kHz SWT:Auto 1 5250.00 88.33 ------ ------ 83.54 32.85 8.77 36.83 0.00 400 84 Average

Mode	5	
	Band Edge - R	
	U-NII-2A_5.25-5.35_802.11be EHT160_CH50_Test 40MHz Channel Puncture Location 1_5250MHz	
ANT	5+6+7+8 (CDD)	
Pol.	Vertical	Fundamental
Peak	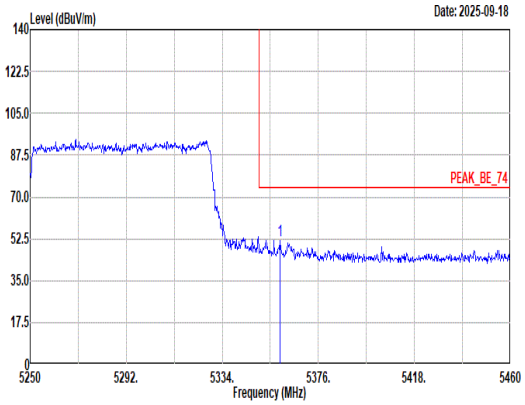 Site : 03CH15-HY Condition: PEAK_BE_74 3m 9120D-02294_250606 - new VERTICAL : RBW:1000.000kHz VBW:3000.000kHz SWT:Auto Limit Read Ant Cable Preamp Aux APos TPos Freq Level Line Margin Level Factor Loss Factor Factor Remark MHz dBuV/m dBuV/m dB dBuV dB/m dB dB dB cm deg 1 5359.41 51.84 74.00 -22.16 47.00 32.88 8.79 36.83 0.00 400 84 Peak	Blank
Avg	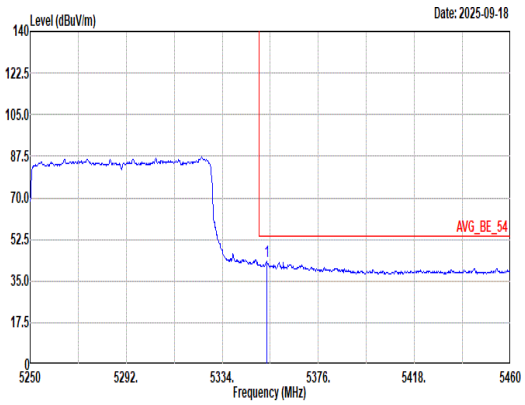 Site : 03CH15-HY Condition: AVG_BE_54 3m 9120D-02294_250606 - new VERTICAL : RBW:1000.000kHz VBW:5.600kHz SWT:Auto Limit Read Ant Cable Preamp Aux APos TPos Freq Level Line Margin Level Factor Loss Factor Factor Remark MHz dBuV/m dBuV/m dB dBuV dB/m dB dB dB cm deg 1 5353.32 43.19 54.00 -10.81 38.34 32.89 8.79 36.83 0.00 400 84 Average	Blank

Mode	6	
	Band Edge - L	
	U-NII-2A_5.25-5.35_802.11be EHT160_CH50_Test 40MHz Channel Puncture Location 4_5250MHz	
ANT	5+6+7+8 (CDD)	
Pol.	Horizontal	Fundamental
Peak	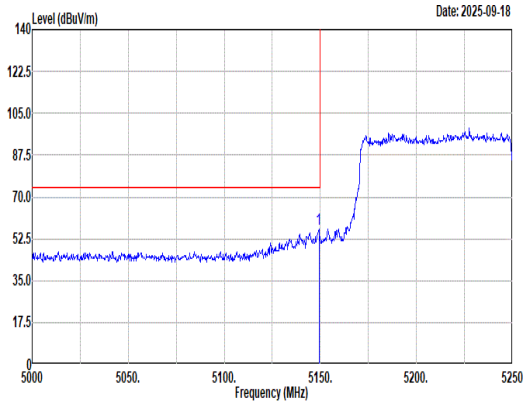 Site : 03CH15-HY Condition: PEAK_BE_74 3m 9120D-02294_250606 - new HORIZONTAL : RBW:1000.000kHz VBW:3000.000kHz SWT:Auto Freq Level Limit Line Margin Read Level Ant Factor Cable Loss Preamp Factor Aux Factor APos TPos Remark MHz dBuV/m dBuV/m dB dBuV dB/m dB dB dB cm deg 1 5149.25 56.30 74.00 -17.70 51.31 33.20 8.64 36.85 0.00 392 360 Peak	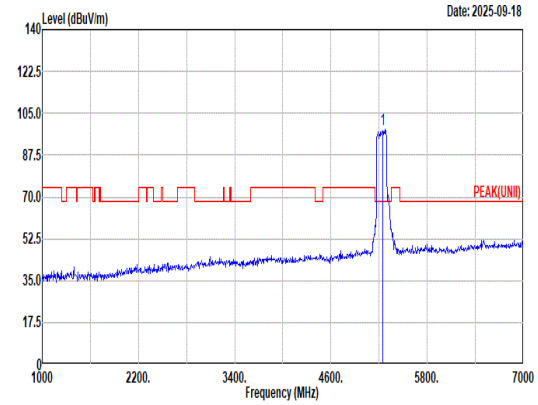 Site : 03CH15-HY Condition: PEAK(UNII) 3m 9120D-02294_250606 - new HORIZONTAL : RBW:1000.000kHz VBW:3000.000kHz SWT:Auto Freq Level Limit Line Margin Read Level Ant Factor Cable Loss Preamp Factor Aux Factor APos TPos Remark MHz dBuV/m dBuV/m dB dBuV dB/m dB dB dB cm deg 1 5250.00 98.20 ------ ------ 93.45 32.86 8.73 36.84 0.00 392 360 Peak
Avg	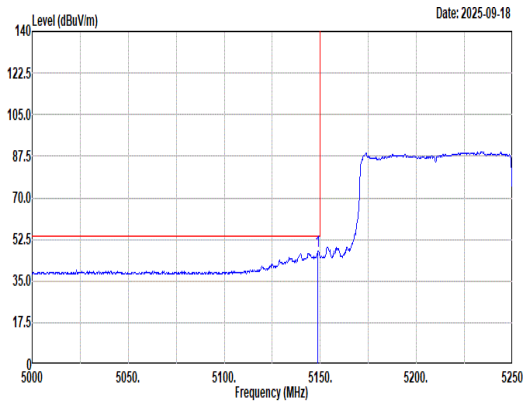 Site : 03CH15-HY Condition: AVG_BE_54 3m 9120D-02294_250606 - new HORIZONTAL : RBW:1000.000kHz VBW:5.600kHz SWT:Auto Freq Level Limit Line Margin Read Level Ant Factor Cable Loss Preamp Factor Aux Factor APos TPos Remark MHz dBuV/m dBuV/m dB dBuV dB/m dB dB dB cm deg 1 5148.75 47.80 54.00 -6.20 42.82 33.19 8.64 36.85 0.00 392 360 Average	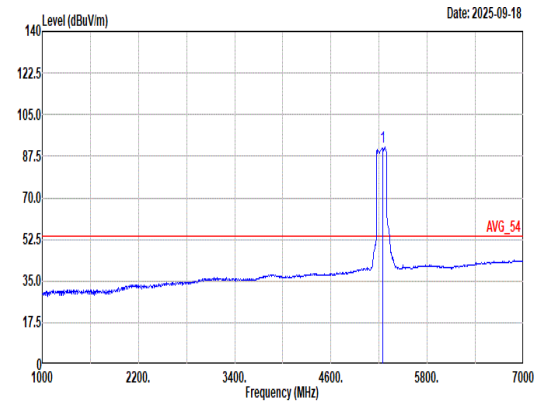 Site : 03CH15-HY Condition: AVG_54 3m 9120D-02294_250606 - new HORIZONTAL : RBW:1000.000kHz VBW:5.600kHz SWT:Auto Freq Level Limit Line Margin Read Level Ant Factor Cable Loss Preamp Factor Aux Factor APos TPos Remark MHz dBuV/m dBuV/m dB dBuV dB/m dB dB dB cm deg 1 5250.00 91.28 ------ ------ 86.53 32.86 8.73 36.84 0.00 392 360 Average

Mode	6	
	Band Edge - R	
	U-NII-2A_5.25-5.35_802.11be EHT160_CH50_Test 40MHz Channel Puncture Location 4_5250MHz	
ANT	5+6+7+8 (CDD)	
Pol.	Horizontal	Fundamental
Peak	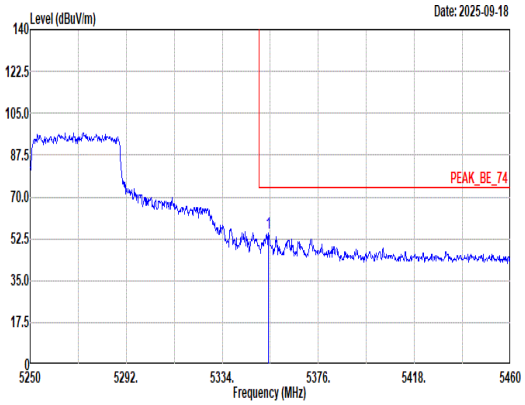 Site : 03CH15-HY Condition: PEAK_BE_74 3m 9120D-02294_250606 - new HORIZONTAL : RBW:1000.000kHz VBW:3000.000kHz SWT:Auto Limit Read Ant Cable Preamp Aux APos TPos Freq Level Line Margin Level Factor Loss Factor Factor Remark MHz dBuV/m dBuV/m dB dBuV dB/m dB dB dB cm deg 1 5354.16 54.78 74.00 -19.22 49.93 32.89 8.79 36.83 0.00 392 360 Peak	Blank
Avg	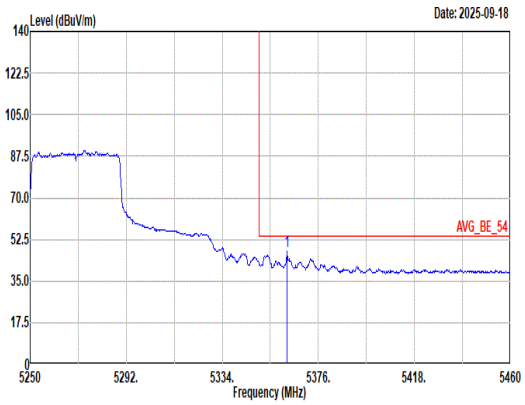 Site : 03CH15-HY Condition: AVG_BE_54 3m 9120D-02294_250606 - new HORIZONTAL : RBW:1000.000kHz VBW:5.600kHz SWT:Auto Limit Read Ant Cable Preamp Aux APos TPos Freq Level Line Margin Level Factor Loss Factor Factor Remark MHz dBuV/m dBuV/m dB dBuV dB/m dB dB dB cm deg 1 5362.14 47.37 54.00 -6.63 42.53 32.88 8.79 36.83 0.00 392 360 Average	Blank

Mode	6	
	Band Edge - L	
	U-NII-2A_5.25-5.35_802.11be EHT160_CH50_Test 40MHz Channel Puncture Location 4_5250MHz	
ANT	5+6+7+8 (CDD)	
Pol.	Vertical	Fundamental
Peak	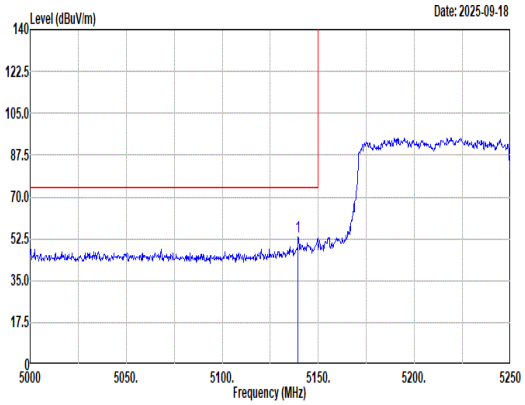 Site : 03CH15-HY Condition: PEAK_BE_74 3m 9120D-02294_250606 - new VERTICAL : RBW:1000.000kHz VBW:3000.000kHz SWT:Auto Freq Level Limit Line Margin Read Level Ant Factor Cable Loss Preamp Factor Aux Factor APos TPos Remark MHz dBuV/m dBuV/m dB dBuV dB/m dB dB dB cm deg 1 5139.50 53.15 74.00 -20.85 48.21 33.16 8.63 36.85 0.00 400 84 Peak	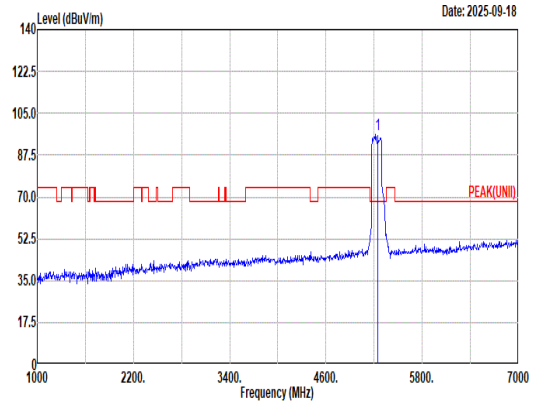 Site : 03CH15-HY Condition: PEAK(UNII) 3m 9120D-02294_250606 - new VERTICAL : RBW:1000.000kHz VBW:3000.000kHz SWT:Auto Freq Level Limit Line Margin Read Level Ant Factor Cable Loss Preamp Factor Aux Factor APos TPos Remark MHz dBuV/m dBuV/m dB dBuV dB/m dB dB dB cm deg 1 5250.00 96.38 ------ ------ 91.57 32.96 8.69 36.84 0.00 400 84 Peak
Avg	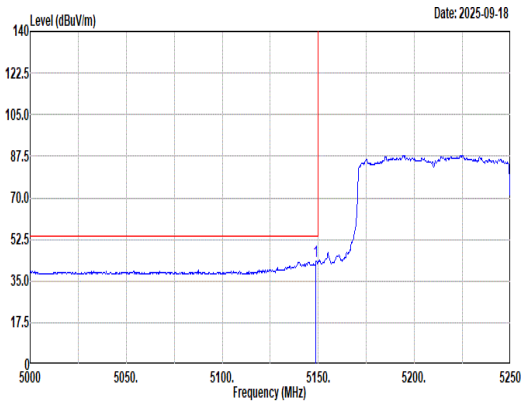 Site : 03CH15-HY Condition: AVG_BE_54 3m 9120D-02294_250606 - new VERTICAL : RBW:1000.000kHz VBW:5.600kHz SWT:Auto Freq Level Limit Line Margin Read Level Ant Factor Cable Loss Preamp Factor Aux Factor APos TPos Remark MHz dBuV/m dBuV/m dB dBuV dB/m dB dB dB cm deg 1 5148.75 43.37 54.00 -10.63 38.39 33.19 8.64 36.85 0.00 400 84 Average	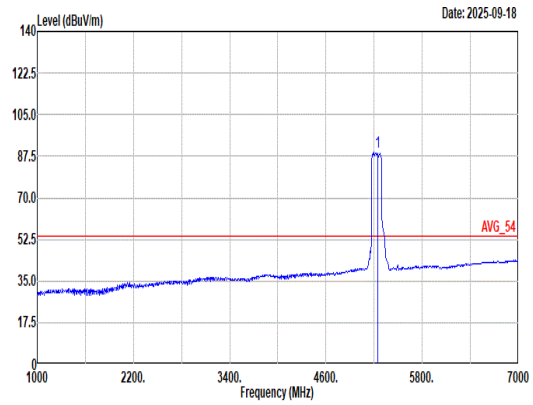 Site : 03CH15-HY Condition: AVG_54 3m 9120D-02294_250606 - new VERTICAL : RBW:1000.000kHz VBW:5.600kHz SWT:Auto Freq Level Limit Line Margin Read Level Ant Factor Cable Loss Preamp Factor Aux Factor APos TPos Remark MHz dBuV/m dBuV/m dB dBuV dB/m dB dB dB cm deg 1 5250.00 89.04 ------ ------ 84.18 33.02 8.68 36.84 0.00 400 84 Average

Mode	6	
	Band Edge - R	
	U-NII-2A_5.25-5.35_802.11be EHT160_CH50_Test 40MHz Channel Puncture Location 4_5250MHz	
ANT	5+6+7+8 (CDD)	
Pol.	Vertical	Fundamental
Peak	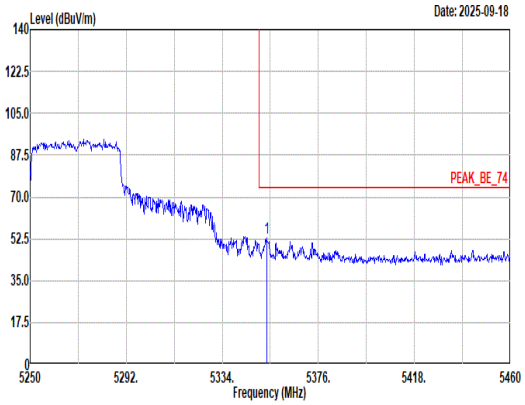 Site : 03CH15-HY Condition: PEAK_BE_74 3m 9120D-02294_250606 - new VERTICAL : RBW:1000.000kHz VBW:3000.000kHz SWT:Auto Limit Read Ant Cable Preamp Aux APos TPos Freq Level Line Margin Level Factor Loss Factor Factor Remark MHz dBuV/m dBuV/m dB dBuV dB/m dB dB dB cm deg 1 5353.32 53.03 74.00 -20.97 48.18 32.89 8.79 36.83 0.00 400 84 Peak	Blank
Avg	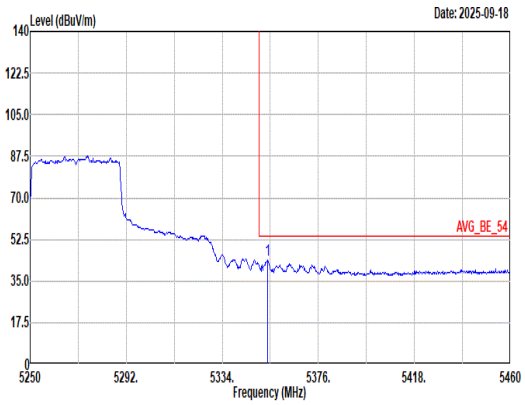 Site : 03CH15-HY Condition: AVG_BE_54 3m 9120D-02294_250606 - new VERTICAL : RBW:1000.000kHz VBW:5.600kHz SWT:Auto Limit Read Ant Cable Preamp Aux APos TPos Freq Level Line Margin Level Factor Loss Factor Factor Remark MHz dBuV/m dBuV/m dB dBuV dB/m dB dB dB cm deg 1 5353.74 43.60 54.00 -10.40 38.75 32.89 8.79 36.83 0.00 400 84 Average	Blank

Mode	7	
	Band Edge - L	
	U-NII-2C_5.47-5.725_802.11be EHT80_CH106_Test 20MHz Channel Puncture Location 4_5530MHz	
ANT	5+6+7+8 (CDD)	
Pol.	Horizontal	Fundamental
Peak	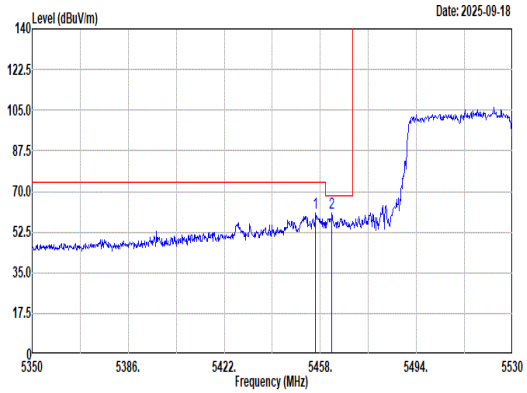 Site : 03CH15-HY Condition: PEAK_BE(UNII)_B3 3m 9120D-02294_250606 - new HORIZONTAL : RBW:1000.000kHz VBW:3000.000kHz SWT:Auto Freq Level Limit Line Margin Read Level Ant Factor Cable Loss Preamp Factor Aux Factor APos TPos Remark MHz dBuV/m dBuV/m dB dBuV dB/m dB dB dB cm deg 1 5456.20 60.76 74.00 -13.24 55.89 32.81 8.88 36.82 0.00 382 164 Peak 2 5462.32 60.50 68.20 -7.70 55.61 32.82 8.89 36.82 0.00 382 164 Peak	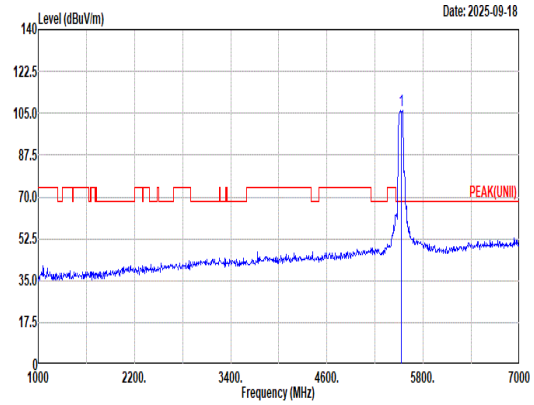 Site : 03CH15-HY Condition: PEAK(UNII) 3m 9120D-02294_250606 - new HORIZONTAL : RBW:1000.000kHz VBW:3000.000kHz SWT:Auto Freq Level Limit Line Margin Read Level Ant Factor Cable Loss Preamp Factor Aux Factor APos TPos Remark MHz dBuV/m dBuV/m dB dBuV dB/m dB dB dB cm deg 1 5530.00 106.12 ------ ------ 100.98 32.98 8.97 36.81 0.00 382 164 Peak
Avg	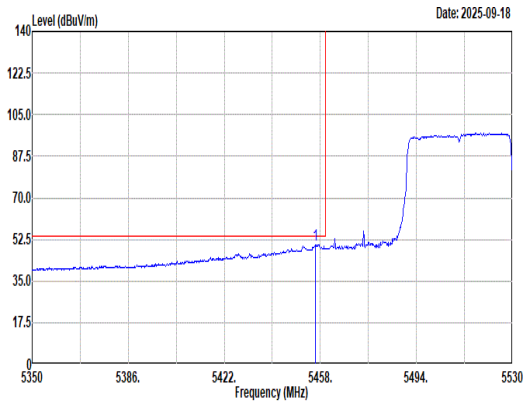 Site : 03CH15-HY Condition: AVG_BE(UNII)_B3 3m 9120D-02294_250606 - new HORIZONTAL : RBW:1000.000kHz VBW:3.300kHz SWT:Auto Freq Level Limit Line Margin Read Level Ant Factor Cable Loss Preamp Factor Aux Factor APos TPos Remark MHz dBuV/m dBuV/m dB dBuV dB/m dB dB dB cm deg 1 5456.20 50.13 54.00 -3.87 45.26 32.81 8.88 36.82 0.00 382 164 Average	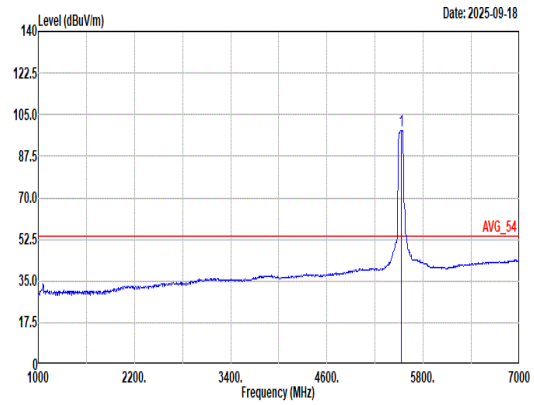 Site : 03CH15-HY Condition: AVG_54 3m 9120D-02294_250606 - new HORIZONTAL : RBW:1000.000kHz VBW:3.300kHz SWT:Auto Freq Level Limit Line Margin Read Level Ant Factor Cable Loss Preamp Factor Aux Factor APos TPos Remark MHz dBuV/m dBuV/m dB dBuV dB/m dB dB dB cm deg 1 5530.00 98.50 ------ ------ 93.36 32.98 8.97 36.81 0.00 382 164 Average

Mode	7	
	Band Edge - R	
	U-NII-2C_5.47-5.725_802.11be EHT80_CH106_Test 20MHz Channel Puncture Location 4_5530MHz	
ANT	5+6+7+8 (CDD)	
Pol.	Horizontal	Fundamental
Peak	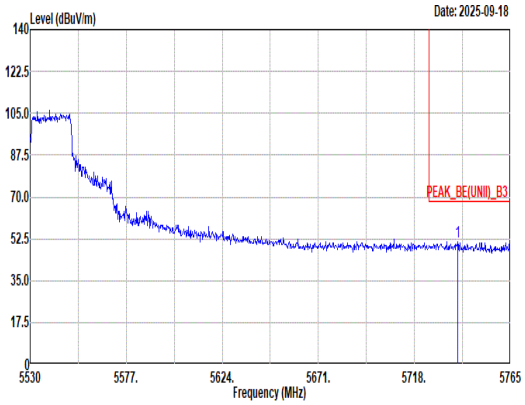 Site : 03CH15-HY Condition: PEAK_BE(UNII)_B3 3m 9120D-02294_250606 - new HORIZONTAL : RBW:1000.000kHz VBW:3000.000kHz SWT:Auto Limit Read Ant Cable Preamp Aux APos TPos Freq Level Line Margin Level Factor Loss Factor Factor Remark MHz dBuV/m dBuV/m dB dBuV dB/m dB dB dB cm deg 1 5739.15 51.38 68.20 -16.82 45.13 33.86 9.18 36.79 0.00 382 164 Peak	Blank

Mode	7	
	Band Edge - L	
	U-NII-2C_5.47-5.725_802.11be EHT80_CH106_Test 20MHz Channel Puncture Location 4_5530MHz	
ANT	5+6+7+8 (CDD)	
Pol.	Vertical	Fundamental
Peak	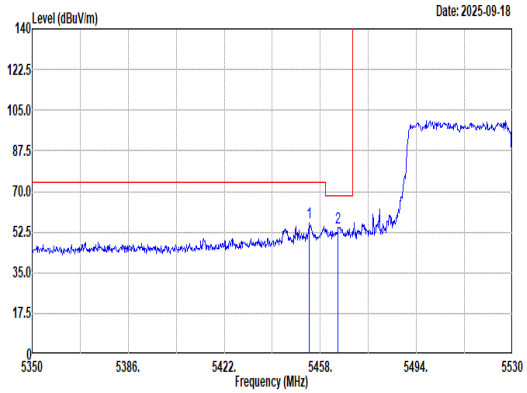 Site : 03CH15-HY Condition: PEAK_BE(UNII)_B3 3m 9120D-02294_250606 - new VERTICAL : RBW:1000.000kHz VBW:3000.000kHz SWT:Auto Freq Level Limit Line Margin Read Level Ant Factor Cable Loss Preamp Factor Aux Factor APos TPos Remark MHz dBuV/m dBuV/m dB dBuV dB/m dB dB dB cm deg 1 5453.68 56.30 74.00 -17.70 51.43 32.81 8.88 36.82 0.00 398 89 Peak 2 5464.66 54.67 68.20 -13.53 49.77 32.83 8.89 36.82 0.00 398 89 Peak	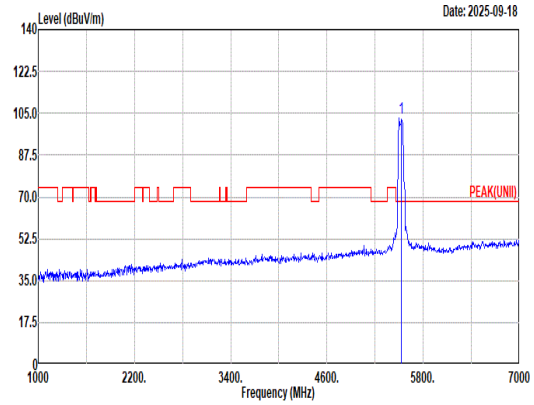 Site : 03CH15-HY Condition: PEAK(UNII) 3m 9120D-02294_250606 - new VERTICAL : RBW:1000.000kHz VBW:3000.000kHz SWT:Auto Freq Level Limit Line Margin Read Level Ant Factor Cable Loss Preamp Factor Aux Factor APos TPos Remark MHz dBuV/m dBuV/m dB dBuV dB/m dB dB dB cm deg 1 5530.00 102.76 ------ ------ 97.76 32.90 8.92 36.82 0.00 398 89 Peak
Avg	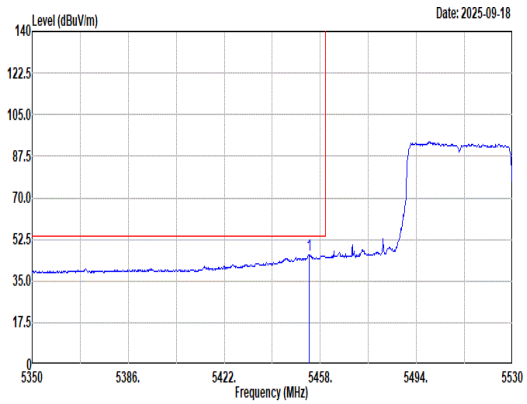 Site : 03CH15-HY Condition: AVG_BE(UNII)_B3 3m 9120D-02294_250606 - new VERTICAL : RBW:1000.000kHz VBW:3.300kHz SWT:Auto Freq Level Limit Line Margin Read Level Ant Factor Cable Loss Preamp Factor Aux Factor APos TPos Remark MHz dBuV/m dBuV/m dB dBuV dB/m dB dB dB cm deg 1 5453.68 46.16 54.00 -7.84 41.29 32.81 8.88 36.82 0.00 398 89 Average	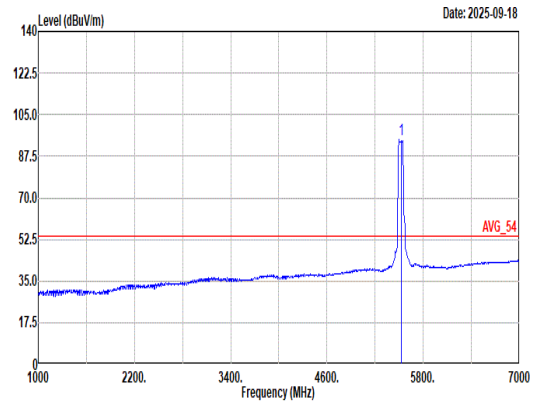 Site : 03CH15-HY Condition: AVG_54 3m 9120D-02294_250606 - new VERTICAL : RBW:1000.000kHz VBW:3.300kHz SWT:Auto Freq Level Limit Line Margin Read Level Ant Factor Cable Loss Preamp Factor Aux Factor APos TPos Remark MHz dBuV/m dBuV/m dB dBuV dB/m dB dB dB cm deg 1 5530.00 94.40 ------ ------ 89.40 32.90 8.92 36.82 0.00 398 89 Average

Mode	7	
	Band Edge - R	
	U-NII-2C_5.47-5.725_802.11be EHT80_CH106_Test 20MHz Channel Puncture Location 4_5530MHz	
ANT	5+6+7+8 (CDD)	
Pol.	Vertical	Fundamental
Peak	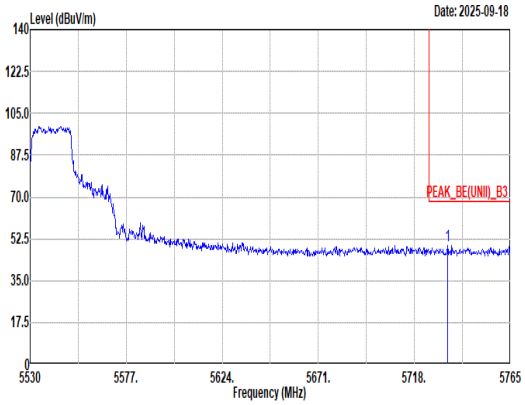 Site : 03CH15-HY Condition: PEAK_BE(UNII)_B3 3m 9120D-02294_250606 - new VERTICAL : RBW:1000.000kHz VBW:3000.000kHz SWT:Auto Limit Read Ant Cable Preamp Aux APos TPos Freq Level Line Margin Level Factor Loss Factor Factor Remark MHz dBuV/m dBuV/m dB dBuV dB/m dB dB dB cm deg 1 5734.22 49.91 68.20 -18.29 43.69 33.84 9.17 36.79 0.00 398 89 Peak	Blank

Mode	8	
	Band Edge - L	
	U-NII-2C_5.47-5.725_802.11be EHT80_CH122_Test 20MHz Channel Puncture Location 1_5610MHz	
ANT	5+6+7+8 (CDD)	
Pol.	Horizontal	Fundamental
Peak	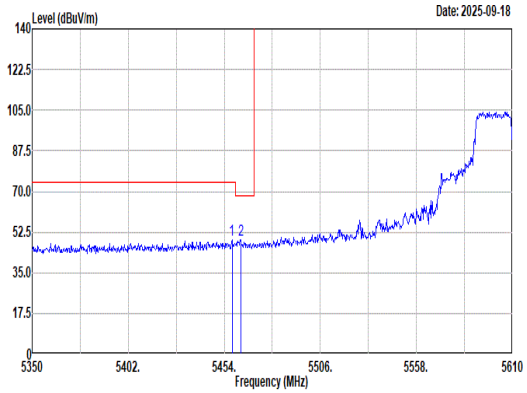 Site : 03CH15-HY Condition: PEAK_BE(UNII)_B3 3m 9120D-02294_250606 - new HORIZONTAL : RBW:1000.000kHz VBW:3000.000kHz SWT:Auto Freq Level Limit Line Margin Read Level Ant Factor Cable Loss Preamp Factor Aux Factor APos TPos Remark MHz dBuV/m dBuV/m dB dBuV dB/m dB dB dB cm deg 1 5458.16 49.08 74.00 -24.92 44.20 32.82 8.88 36.82 0.00 380 164 Peak 2 5462.84 48.89 68.20 -19.31 43.99 32.83 8.89 36.82 0.00 380 164 Peak	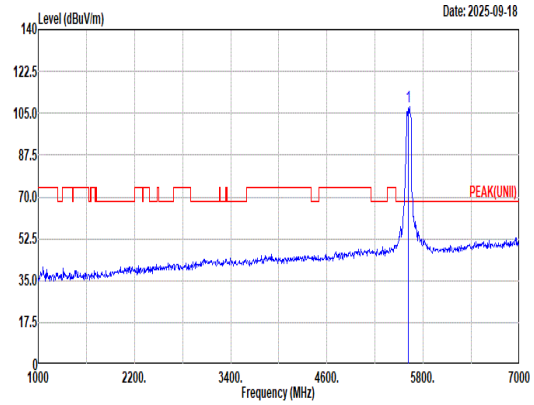 Site : 03CH15-HY Condition: PEAK(UNII) 3m 9120D-02294_250606 - new HORIZONTAL : RBW:1000.000kHz VBW:3000.000kHz SWT:Auto Freq Level Limit Line Margin Read Level Ant Factor Cable Loss Preamp Factor Aux Factor APos TPos Remark MHz dBuV/m dBuV/m dB dBuV dB/m dB dB dB cm deg 1 5610.00 107.54 ------ ------ 102.19 33.09 9.06 36.80 0.00 380 164 Peak
Avg	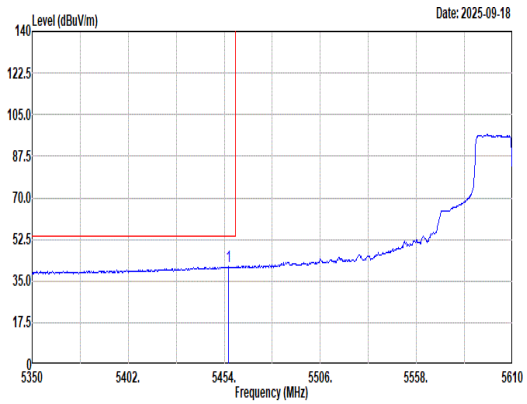 Site : 03CH15-HY Condition: AVG_BE(UNII)_B3 3m 9120D-02294_250606 - new HORIZONTAL : RBW:1000.000kHz VBW:3.300kHz SWT:Auto Freq Level Limit Line Margin Read Level Ant Factor Cable Loss Preamp Factor Aux Factor APos TPos Remark MHz dBuV/m dBuV/m dB dBuV dB/m dB dB dB cm deg 1 5456.08 41.02 54.00 -12.98 36.15 32.81 8.88 36.82 0.00 380 164 Average	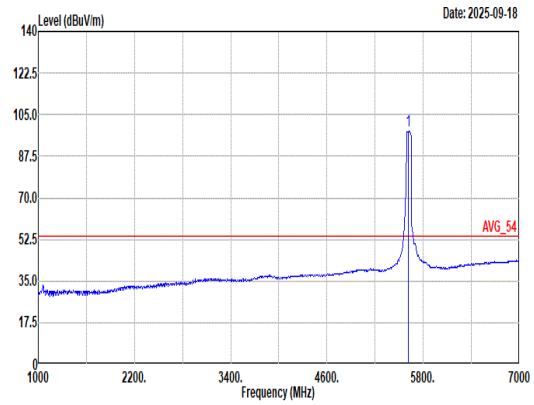 Site : 03CH15-HY Condition: AVG_54 3m 9120D-02294_250606 - new HORIZONTAL : RBW:1000.000kHz VBW:3.300kHz SWT:Auto Freq Level Limit Line Margin Read Level Ant Factor Cable Loss Preamp Factor Aux Factor APos TPos Remark MHz dBuV/m dBuV/m dB dBuV dB/m dB dB dB cm deg 1 5610.00 98.01 ------ ------ 92.75 33.02 9.05 36.81 0.00 380 164 Average

Mode	8	
	Band Edge - R	
	U-NII-2C_5.47-5.725_802.11be EHT80_CH122_Test 20MHz Channel Puncture Location 1_5610MHz	
ANT	5+6+7+8 (CDD)	
Pol.	Horizontal	Fundamental
Peak	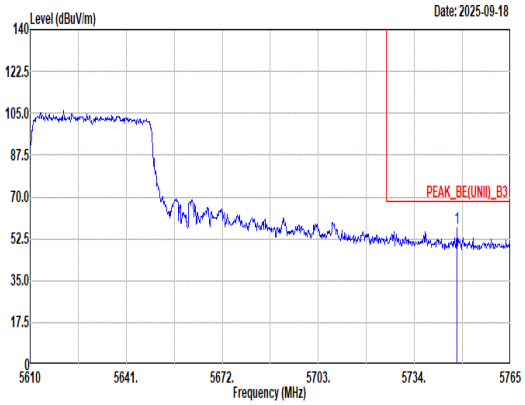 Site : 03CH15-HY Condition: PEAK_BE(UNII)_B3 3m 9120D-02294_250606 - new HORIZONTAL : RBW:1000.000kHz VBW:3000.000kHz SWT:Auto Limit Read Ant Cable Preamp Aux APos TPos Freq Level Line Margin Level Factor Loss Factor Factor Remark MHz dBuV/m dBuV/m dB dBuV dB/m dB dB dB cm deg 1 5747.80 56.89 68.20 -11.31 50.60 33.89 9.19 36.79 0.00 380 164 Peak	Blank

Mode	8	
	Band Edge - L	
	U-NII-2C_5.47-5.725_802.11be EHT80_CH122_Test 20MHz Channel Puncture Location 1_5610MHz	
ANT	5+6+7+8 (CDD)	
Pol.	Vertical	Fundamental
Peak	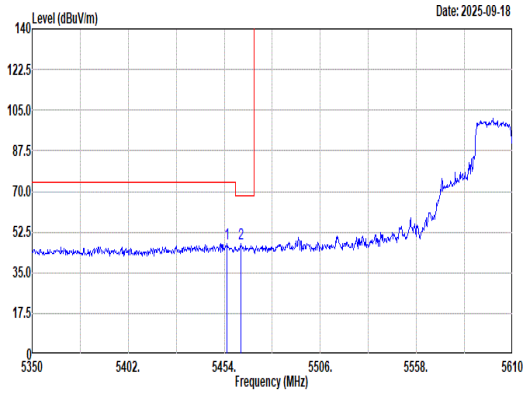 Site : 03CH15-HY Condition: PEAK_BE(UNII)_B3 3m 9120D-02294_250606 - new VERTICAL : RBW:1000.000kHz VBW:3000.000kHz SWT:Auto Freq Level Limit Line Margin Read Level Ant Factor Cable Loss Preamp Factor Aux Factor APos TPos Remark MHz dBuV/m dBuV/m dB dBuV dB/m dB dB dB cm deg 1 5455.56 47.44 74.00 -26.56 42.57 32.81 8.88 36.82 0.00 400 89 Peak 2 5462.84 47.71 68.20 -20.49 42.81 32.83 8.89 36.82 0.00 400 89 Peak	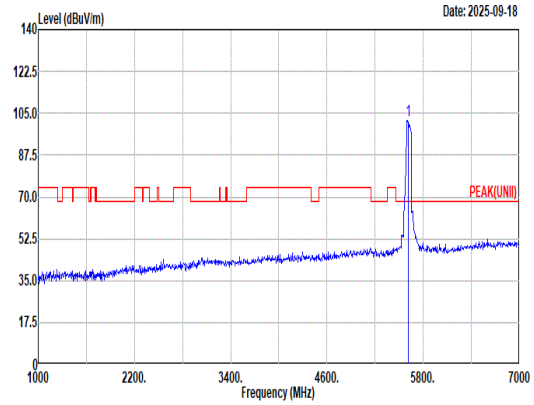 Site : 03CH15-HY Condition: PEAK(UNII) 3m 9120D-02294_250606 - new VERTICAL : RBW:1000.000kHz VBW:3000.000kHz SWT:Auto Freq Level Limit Line Margin Read Level Ant Factor Cable Loss Preamp Factor Aux Factor APos TPos Remark MHz dBuV/m dBuV/m dB dBuV dB/m dB dB dB cm deg 1 5610.00 102.12 ------ ------ 96.99 32.91 9.03 36.81 0.00 400 89 Peak
Avg	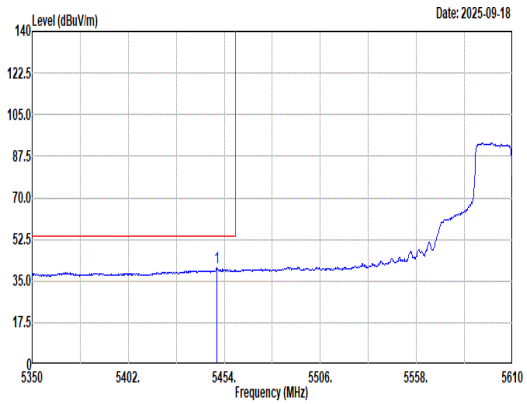 Site : 03CH15-HY Condition: AVG_BE(UNII)_B3 3m 9120D-02294_250606 - new VERTICAL : RBW:1000.000kHz VBW:3.300kHz SWT:Auto Freq Level Limit Line Margin Read Level Ant Factor Cable Loss Preamp Factor Aux Factor APos TPos Remark MHz dBuV/m dBuV/m dB dBuV dB/m dB dB dB cm deg 1 5449.84 40.49 54.00 -13.51 35.64 32.80 8.87 36.82 0.00 400 89 Average	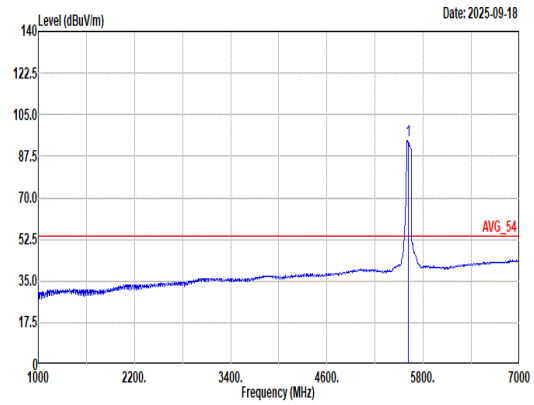 Site : 03CH15-HY Condition: AVG_54 3m 9120D-02294_250606 - new VERTICAL : RBW:1000.000kHz VBW:3.300kHz SWT:Auto Freq Level Limit Line Margin Read Level Ant Factor Cable Loss Preamp Factor Aux Factor APos TPos Remark MHz dBuV/m dBuV/m dB dBuV dB/m dB dB dB cm deg 1 5610.00 94.26 ------ ------ 89.13 32.91 9.03 36.81 0.00 400 89 Average

Mode	8	
	Band Edge - R	
	U-NII-2C_5.47-5.725_802.11be EHT80_CH122_Test 20MHz Channel Puncture Location 1_5610MHz	
ANT	5+6+7+8 (CDD)	
Pol.	Vertical	Fundamental
Peak	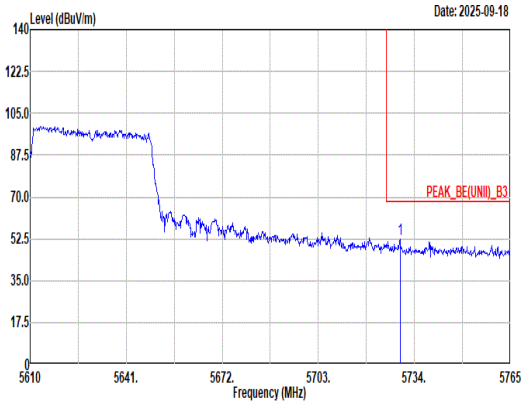 Site : 03CH15-HY Condition: PEAK_BE(UNII)_B3 3m 9120D-02294_250606 - new VERTICAL : RBW:1000.000kHz VBW:3000.000kHz SWT:Auto Limit Read Ant Cable Preamp Aux APos TPos Freq Level Line Margin Level Factor Loss Factor Factor Remark MHz dBuV/m dBuV/m dB dBuV dB/m dB dB dB cm deg 1 5729.35 52.47 68.20 -15.73 46.27 33.82 9.17 36.79 0.00 400 89 Peak	Blank

Mode	9
	Band Edge - L
	U-NII-2C_5.47-5.725_802.11be EHT160_CH114_Test 20MHz Channel Puncture Location 1_5570MHz
ANT	5+6+7+8 (CDD)

Pol.	Horizontal	Fundamental
Peak	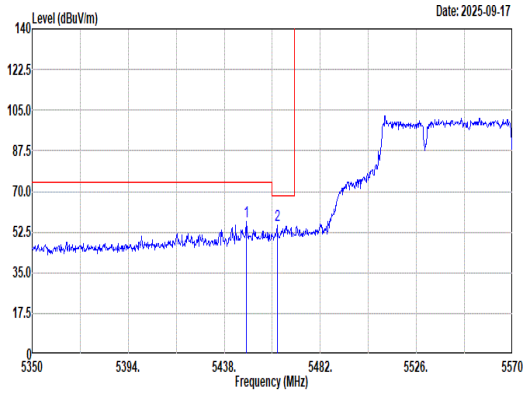 Site : 03CH15-HY Condition: PEAK_BE(UNII)_B3 3m 9120D-02294_250606 - new HORIZONTAL : RBW:1000.000kHz VBW:3000.000kHz SWT:Auto Freq Level Limit Line Margin Read Level Ant Factor Cable Loss Preamp Factor Aux Factor APos TPos Remark MHz dBuV/m dBuV/m dB dBuV dB/m dB dB dB cm deg 1 5448.12 56.96 74.00 -17.04 52.11 32.80 8.87 36.82 0.00 379 165 Peak 2 5462.20 55.25 68.20 -12.95 50.36 32.82 8.89 36.82 0.00 379 165 Peak	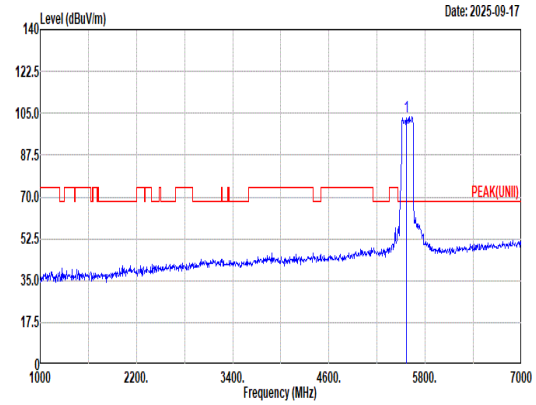 Site : 03CH15-HY Condition: PEAK(UNII) 3m 9120D-02294_250606 - new HORIZONTAL : RBW:1000.000kHz VBW:3000.000kHz SWT:Auto Freq Level Limit Line Margin Read Level Ant Factor Cable Loss Preamp Factor Aux Factor APos TPos Remark MHz dBuV/m dBuV/m dB dBuV dB/m dB dB dB cm deg 1 5570.00 103.62 ------ ------ 98.49 32.91 9.03 36.81 0.00 379 165 Peak
Avg	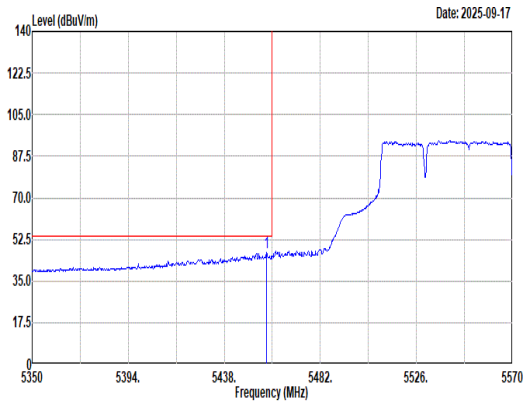 Site : 03CH15-HY Condition: AVG_BE(UNII)_B3 3m 9120D-02294_250606 - new HORIZONTAL : RBW:1000.000kHz VBW:6.200kHz SWT:Auto Freq Level Limit Line Margin Read Level Ant Factor Cable Loss Preamp Factor Aux Factor APos TPos Remark MHz dBuV/m dBuV/m dB dBuV dB/m dB dB dB cm deg 1 5457.36 46.89 54.00 -7.11 42.02 32.81 8.88 36.82 0.00 379 165 Average	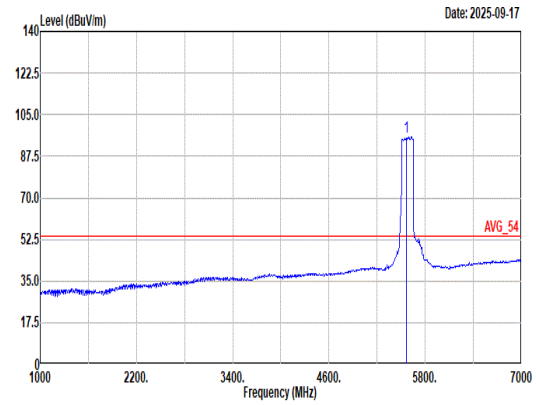 Site : 03CH15-HY Condition: AVG_54 3m 9120D-02294_250606 - new HORIZONTAL : RBW:1000.000kHz VBW:6.200kHz SWT:Auto Freq Level Limit Line Margin Read Level Ant Factor Cable Loss Preamp Factor Aux Factor APos TPos Remark MHz dBuV/m dBuV/m dB dBuV dB/m dB dB dB cm deg 1 5570.00 95.80 ------ ------ 90.45 33.09 9.06 36.80 0.00 379 165 Average

Mode	9	
	Band Edge - R	
	U-NII-2C_5.47-5.725_802.11be EHT160_CH114_Test 20MHz Channel Puncture Location 1_5570MHz	
ANT	5+6+7+8 (CDD)	
Pol.	Horizontal	Fundamental
Peak	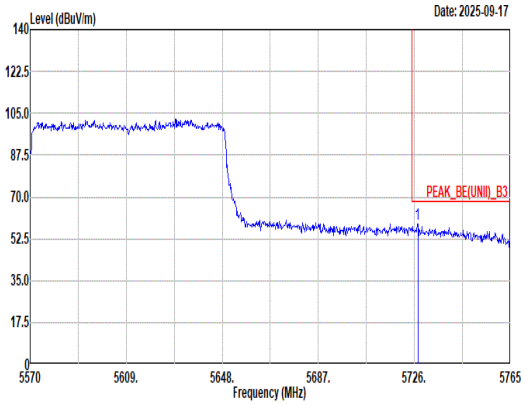 Site : 03CH15-HY Condition: PEAK_BE(UNII)_B3 3m 9120D-02294_250606 - new HORIZONTAL : RBW:1000.000kHz VBW:3000.000kHz SWT:Auto Limit Read Ant Cable Preamp Aux APos TPos Freq Level Line Margin Level Factor Loss Factor Factor Remark MHz dBuV/m dBuV/m dB dBuV dB/m dB dB dB cm deg 1 5727.37 58.69 68.20 -9.51 52.51 33.81 9.16 36.79 0.00 379 165 Peak	Blank

Mode	9	
	Band Edge - L	
	U-NII-2C_5.47-5.725_802.11be EHT160_CH114_Test 20MHz Channel Puncture Location 1_5570MHz	
ANT	5+6+7+8 (CDD)	
Pol.	Vertical	Fundamental
Peak	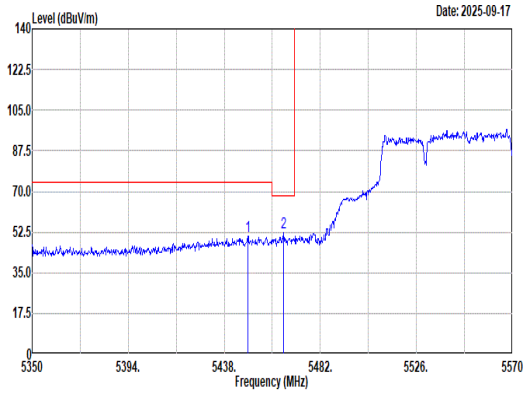 Site : 03CH15-HY Condition: PEAK_BE(UNII)_B3 3m 9120D-02294_250606 - new VERTICAL : RBW:1000.000kHz VBW:3000.000kHz SWT:Auto Freq Level Limit Line Margin Read Level Ant Factor Cable Loss Preamp Factor Aux Factor APos TPos Remark MHz dBuV/m dBuV/m dB dBuV dB/m dB dB dB cm deg 1 5448.78 50.78 74.00 -23.22 45.93 32.80 8.87 36.82 0.00 400 91 Peak 2 5465.28 52.32 68.20 -15.88 47.42 32.83 8.89 36.82 0.00 400 91 Peak	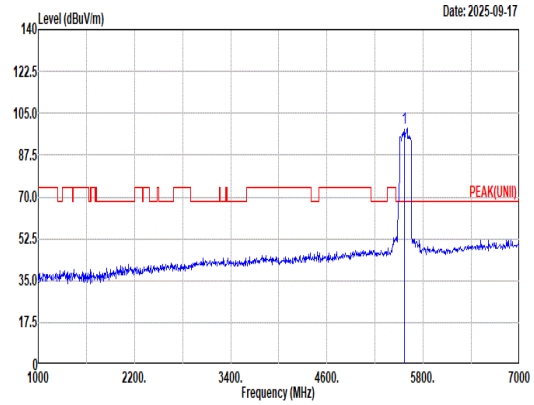 Site : 03CH15-HY Condition: PEAK(UNII) 3m 9120D-02294_250606 - new VERTICAL : RBW:1000.000kHz VBW:3000.000kHz SWT:Auto Freq Level Limit Line Margin Read Level Ant Factor Cable Loss Preamp Factor Aux Factor APos TPos Remark MHz dBuV/m dBuV/m dB dBuV dB/m dB dB dB cm deg 1 5570.00 98.61 ------ ------ 93.48 32.91 9.03 36.81 0.00 400 91 Peak
Avg	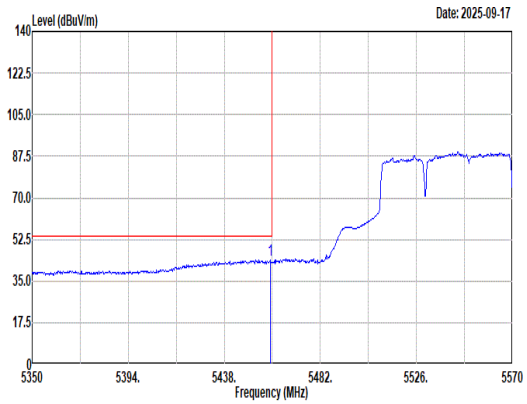 Site : 03CH15-HY Condition: AVG_BE(UNII)_B3 3m 9120D-02294_250606 - new VERTICAL : RBW:1000.000kHz VBW:6.200kHz SWT:Auto Freq Level Limit Line Margin Read Level Ant Factor Cable Loss Preamp Factor Aux Factor APos TPos Remark MHz dBuV/m dBuV/m dB dBuV dB/m dB dB dB cm deg 1 5459.12 43.79 54.00 -10.21 38.91 32.82 8.88 36.82 0.00 400 91 Average	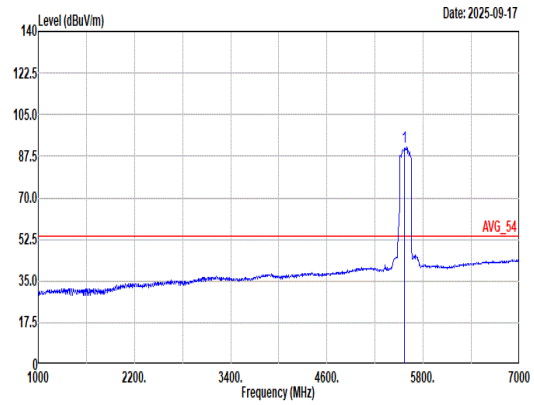 Site : 03CH15-HY Condition: AVG_54 3m 9120D-02294_250606 - new VERTICAL : RBW:1000.000kHz VBW:6.200kHz SWT:Auto Freq Level Limit Line Margin Read Level Ant Factor Cable Loss Preamp Factor Aux Factor APos TPos Remark MHz dBuV/m dBuV/m dB dBuV dB/m dB dB dB cm deg 1 5570.00 91.33 ------ ------ 86.20 32.91 9.03 36.81 0.00 400 91 Average

Mode	9	
	Band Edge - R	
	U-NII-2C_5.47-5.725_802.11be EHT160_CH114_Test 20MHz Channel Puncture Location 1_5570MHz	
ANT	5+6+7+8 (CDD)	
Pol.	Vertical	Fundamental
Peak	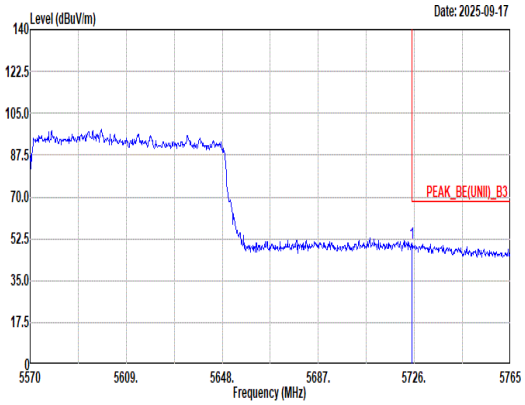 Site : 03CH15-HY Condition: PEAK_BE(UNII)_B3 3m 9120D-02294_250606 - new VERTICAL : RBW:1000.000kHz VBW:3000.000kHz SWT:Auto Limit Read Ant Cable Preamp Aux APos TPos Freq Level Line Margin Level Factor Loss Factor Factor Remark MHz dBuV/m dBuV/m dB dBuV dB/m dB dB dB cm deg 1 5725.03 50.51 68.20 -17.69 44.34 33.80 9.16 36.79 0.00 400 91 Peak	Blank

Mode	10	
	Band Edge - L	
	U-NII-2C_5.47-5.725_802.11be EHT160_CH114_Test 20MHz Channel Puncture Location 8_5570MHz	
ANT	5+6+7+8 (CDD)	
Pol.	Horizontal	Fundamental
Peak	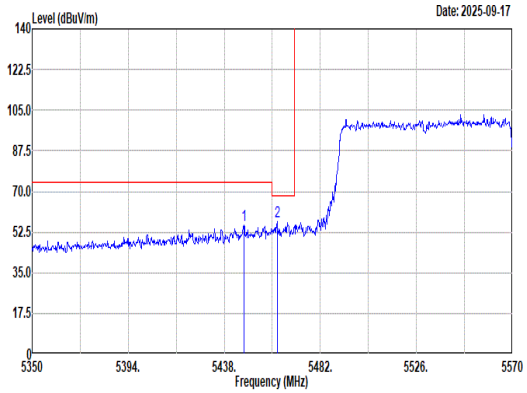 Site : 03CH15-HY Condition: PEAK_BE(UNII)_B3 3m 9120D-02294_250606 - new HORIZONTAL : RBW:1000.000kHz VBW:3000.000kHz SWT:Auto Freq Level Limit Line Margin Read Level Ant Factor Cable Loss Preamp Factor Aux Factor APos TPos Remark MHz dBuV/m dBuV/m dB dBuV dB/m dB dB dB cm deg 1 5447.02 55.22 74.00 -18.78 50.37 32.80 8.87 36.82 0.00 380 163 Peak 2 5462.20 57.01 68.20 -11.19 52.12 32.82 8.89 36.82 0.00 380 163 Peak	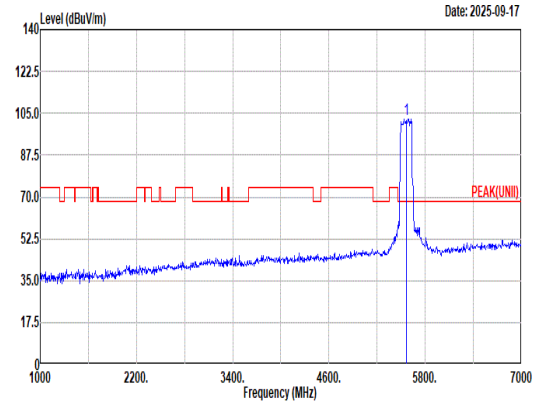 Site : 03CH15-HY Condition: PEAK(UNII) 3m 9120D-02294_250606 - new HORIZONTAL : RBW:1000.000kHz VBW:3000.000kHz SWT:Auto Freq Level Limit Line Margin Read Level Ant Factor Cable Loss Preamp Factor Aux Factor APos TPos Remark MHz dBuV/m dBuV/m dB dBuV dB/m dB dB dB cm deg 1 5570.00 102.43 ------ ------ 97.32 32.97 8.96 36.82 0.00 380 163 Peak
Avg	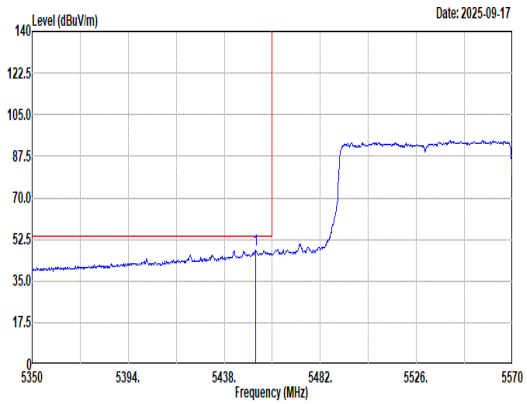 Site : 03CH15-HY Condition: AVG_BE(UNII)_B3 3m 9120D-02294_250606 - new HORIZONTAL : RBW:1000.000kHz VBW:6.200kHz SWT:Auto Freq Level Limit Line Margin Read Level Ant Factor Cable Loss Preamp Factor Aux Factor APos TPos Remark MHz dBuV/m dBuV/m dB dBuV dB/m dB dB dB cm deg 1 5452.52 48.32 54.00 -5.68 43.45 32.81 8.88 36.82 0.00 380 163 Average	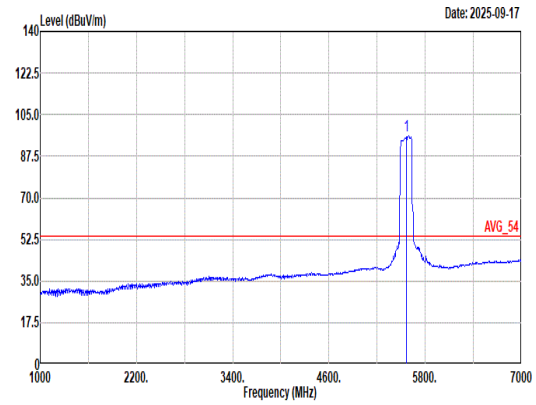 Site : 03CH15-HY Condition: AVG_54 3m 9120D-02294_250606 - new HORIZONTAL : RBW:1000.000kHz VBW:6.200kHz SWT:Auto Freq Level Limit Line Margin Read Level Ant Factor Cable Loss Preamp Factor Aux Factor APos TPos Remark MHz dBuV/m dBuV/m dB dBuV dB/m dB dB dB cm deg 1 5570.00 96.09 ------ ------ 90.96 32.92 9.02 36.81 0.00 380 163 Average

Mode	10	
	Band Edge - R	
	U-NII-2C_5.47-5.725_802.11be EHT160_CH114_Test 20MHz Channel Puncture Location 8_5570MHz	
ANT	5+6+7+8 (CDD)	
Pol.	Horizontal	Fundamental
Peak	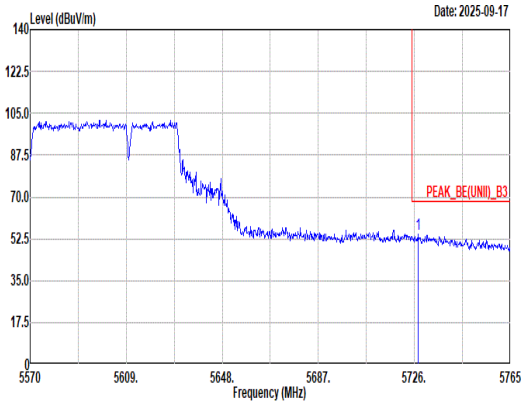 Site : 03CH15-HY Condition: PEAK_BE(UNII)_B3 3m 9120D-02294_250606 - new HORIZONTAL : RBW:1000.000kHz VBW:3000.000kHz SWT:Auto Limit Read Ant Cable Preamp Aux APos TPos Freq Level Line Margin Level Factor Loss Factor Factor Remark MHz dBuV/m dBuV/m dB dBuV dB/m dB dB dB cm deg 1 5727.56 54.40 68.20 -13.80 48.22 33.81 9.16 36.79 0.00 380 163 Peak	Blank

Mode	10	
	Band Edge - L	
	U-NII-2C_5.47-5.725_802.11be EHT160_CH114_Test 20MHz Channel Puncture Location 8_5570MHz	
ANT	5+6+7+8 (CDD)	
Pol.	Vertical	Fundamental
Peak	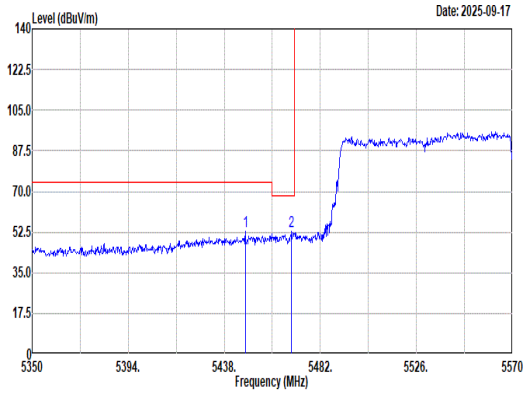 Site : 03CH15-HY Condition: PEAK_BE(UNII)_B3 3m 9120D-02294_250606 - new VERTICAL : RBW:1000.000kHz VBW:3000.000kHz SWT:Auto Freq Level Limit Line Margin Read Level Ant Factor Cable Loss Preamp Factor Aux Factor APos TPos Remark MHz dBuV/m dBuV/m dB dBuV dB/m dB dB dB cm deg 1 5447.68 52.88 74.00 -21.12 48.03 32.80 8.87 36.82 0.00 400 91 Peak 2 5468.80 52.96 68.20 -15.24 48.05 32.84 8.89 36.82 0.00 400 91 Peak	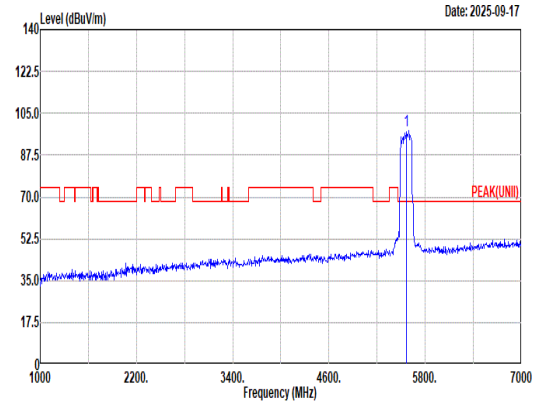 Site : 03CH15-HY Condition: PEAK(UNII) 3m 9120D-02294_250606 - new VERTICAL : RBW:1000.000kHz VBW:3000.000kHz SWT:Auto Freq Level Limit Line Margin Read Level Ant Factor Cable Loss Preamp Factor Aux Factor APos TPos Remark MHz dBuV/m dBuV/m dB dBuV dB/m dB dB dB cm deg 1 5570.00 97.61 ------ ------ 92.48 32.91 9.03 36.81 0.00 400 91 Peak
Avg	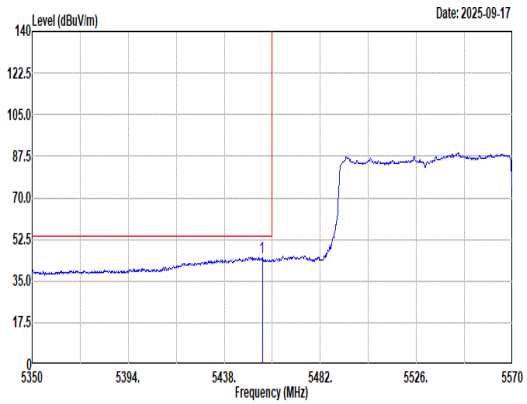 Site : 03CH15-HY Condition: AVG_BE(UNII)_B3 3m 9120D-02294_250606 - new VERTICAL : RBW:1000.000kHz VBW:6.200kHz SWT:Auto Freq Level Limit Line Margin Read Level Ant Factor Cable Loss Preamp Factor Aux Factor APos TPos Remark MHz dBuV/m dBuV/m dB dBuV dB/m dB dB dB cm deg 1 5455.38 44.87 54.00 -9.13 40.00 32.81 8.88 36.82 0.00 400 91 Average	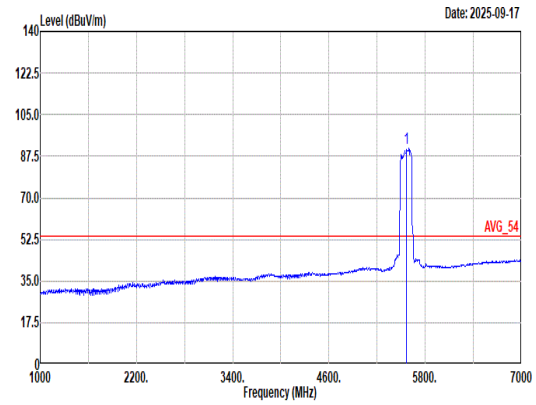 Site : 03CH15-HY Condition: AVG_54 3m 9120D-02294_250606 - new VERTICAL : RBW:1000.000kHz VBW:6.200kHz SWT:Auto Freq Level Limit Line Margin Read Level Ant Factor Cable Loss Preamp Factor Aux Factor APos TPos Remark MHz dBuV/m dBuV/m dB dBuV dB/m dB dB dB cm deg 1 5570.00 91.11 ------ ------ 85.98 32.91 9.03 36.81 0.00 400 91 Average

Mode	10	
	Band Edge - R	
	U-NII-2C_5.47-5.725_802.11be EHT160_CH114_Test 20MHz Channel Puncture Location 8_5570MHz	
ANT	5+6+7+8 (CDD)	
Pol.	Vertical	Fundamental
Peak	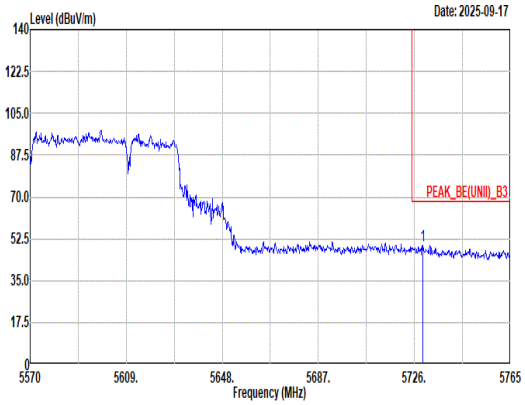 Site : 03CH15-HY Condition: PEAK_BE(UNII)_B3 3m 9120D-02294_250606 - new VERTICAL : RBW:1000.000kHz VBW:3000.000kHz SWT:Auto Limit Read Ant Cable Preamp Aux APos TPos Freq Level Line Margin Level Factor Loss Factor Factor Remark MHz dBuV/m dBuV/m dB dBuV dB/m dB dB dB cm deg 1 5729.51 49.76 68.20 -18.44 43.56 33.82 9.17 36.79 0.00 400 91 Peak	Blank

Mode	11	
	Band Edge - L	
	U-NII-2C_5.47-5.725_802.11be EHT160_CH114_Test 40MHz Channel Puncture Location 1_5570MHz	
ANT	5+6+7+8 (CDD)	
Pol.	Horizontal	Fundamental
Peak	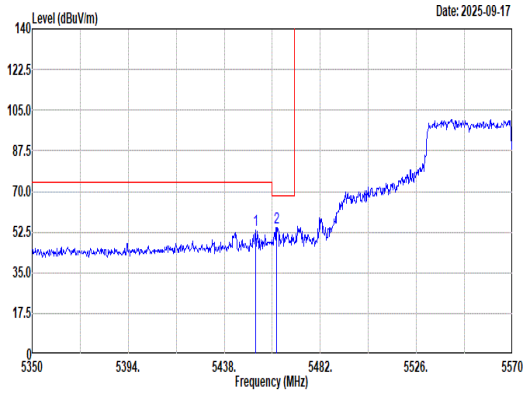 Site : 03CH15-HY Condition: PEAK_BE(UNII)_B3 3m 9120D-02294_250606 HORIZONTAL : RBW:1000.000kHz VBW:3000.000kHz SWT:Auto Freq Level Limit Line Margin Read Level Ant Factor Cable Loss Preamp Factor Aux Factor APos TPos Remark MHz dBuV/m dBuV/m dB dBuV dB/m dB dB dB cm deg 1 5452.52 53.23 74.00 -20.77 48.36 32.81 8.88 36.82 0.00 379 167 Peak 2 5461.98 54.57 68.20 -13.63 49.68 32.82 8.89 36.82 0.00 379 167 Peak	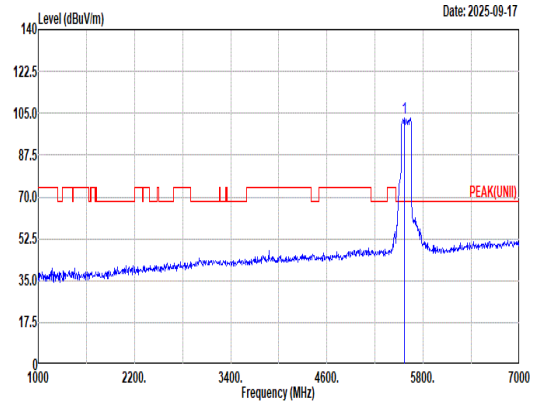 Site : 03CH15-HY Condition: PEAK(UNII) 3m 9120D-02294_250606 HORIZONTAL : RBW:1000.000kHz VBW:3000.000kHz SWT:Auto Freq Level Limit Line Margin Read Level Ant Factor Cable Loss Preamp Factor Aux Factor APos TPos Remark MHz dBuV/m dBuV/m dB dBuV dB/m dB dB dB cm deg 1 5570.00 103.00 ------ ------ 97.85 32.97 8.99 36.81 0.00 379 167 Peak
Avg	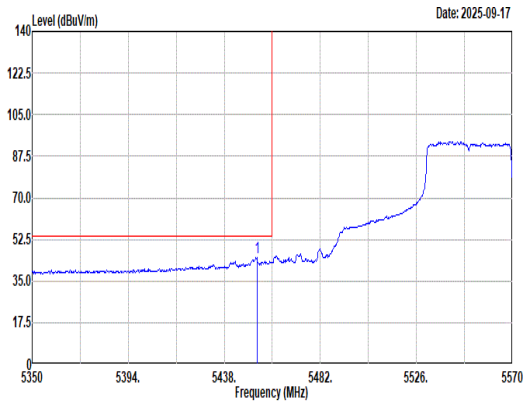 Site : 03CH15-HY Condition: AVG_BE(UNII)_B3 3m 9120D-02294_250606 HORIZONTAL : RBW:1000.000kHz VBW:5.600kHz SWT:Auto Freq Level Limit Line Margin Read Level Ant Factor Cable Loss Preamp Factor Aux Factor APos TPos Remark MHz dBuV/m dBuV/m dB dBuV dB/m dB dB dB cm deg 1 5452.96 44.83 54.00 -9.17 39.96 32.81 8.88 36.82 0.00 379 167 Average	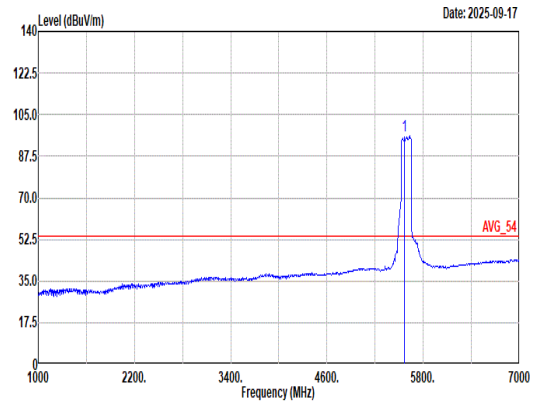 Site : 03CH15-HY Condition: AVG_54 3m 9120D-02294_250606 HORIZONTAL : RBW:1000.000kHz VBW:5.600kHz SWT:Auto Freq Level Limit Line Margin Read Level Ant Factor Cable Loss Preamp Factor Aux Factor APos TPos Remark MHz dBuV/m dBuV/m dB dBuV dB/m dB dB dB cm deg 1 5570.00 96.22 ------ ------ 90.87 33.09 9.06 36.80 0.00 379 167 Average

Mode	11	
	Band Edge - R	
	U-NII-2C_5.47-5.725_802.11be EHT160_CH114_Test 40MHz Channel Puncture Location 1_5570MHz	
ANT	5+6+7+8 (CDD)	
Pol.	Horizontal	Fundamental
Peak	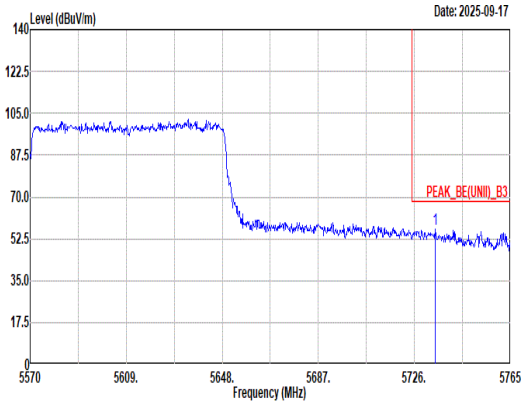 Site : 03CH15-HY Condition: PEAK_BE(UNII)_B3 3m 9120D-02294_250606 HORIZONTAL : RBW:1000.000kHz VBW:3000.000kHz SWT:Auto Limit Read Ant Cable Preamp Aux APos TPos Freq Level Line Margin Level Factor Loss Factor Factor Remark MHz dBuV/m dBuV/m dB dBuV dB/m dB dB dB cm deg 1 5734.58 56.52 68.20 -11.68 50.30 33.84 9.17 36.79 0.00 379 167 Peak	Blank

Mode	11	
	Band Edge - L	
	U-NII-2C_5.47-5.725_802.11be EHT160_CH114_Test 40MHz Channel Puncture Location 1_5570MHz	
ANT	5+6+7+8 (CDD)	
Pol.	Vertical	Fundamental
Peak	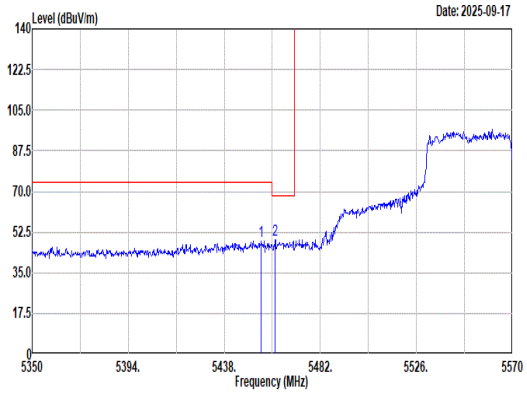 Site : 03CH15-HY Condition: PEAK_BE(UNII)_B3 3m 9120D-02294_250606 VERTICAL : RBW:1000.000kHz VBW:3000.000kHz SWT:Auto Freq Level Limit Line Margin Read Level Ant Factor Cable Loss Preamp Factor Aux Factor APos TPos Remark MHz dBuV/m dBuV/m dB dBuV dB/m dB dB dB cm deg 1 5454.94 48.82 74.00 -25.18 43.95 32.81 8.88 36.82 0.00 400 92 Peak 2 5461.32 49.02 68.20 -19.18 44.14 32.82 8.88 36.82 0.00 400 92 Peak	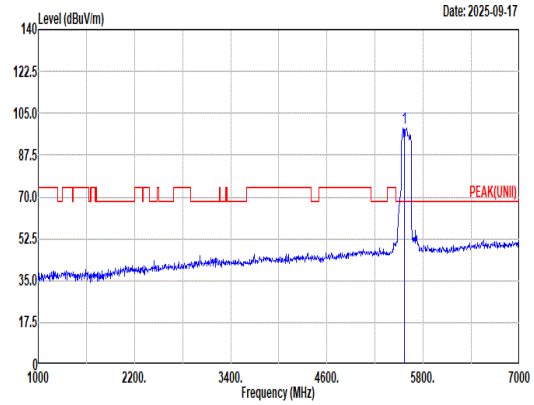 Site : 03CH15-HY Condition: PEAK(UNII) 3m 9120D-02294_250606 VERTICAL : RBW:1000.000kHz VBW:3000.000kHz SWT:Auto Freq Level Limit Line Margin Read Level Ant Factor Cable Loss Preamp Factor Aux Factor APos TPos Remark MHz dBuV/m dBuV/m dB dBuV dB/m dB dB dB cm deg 1 5570.00 98.66 ------ ------ 93.49 33.00 8.98 36.81 0.00 400 92 Peak
Avg	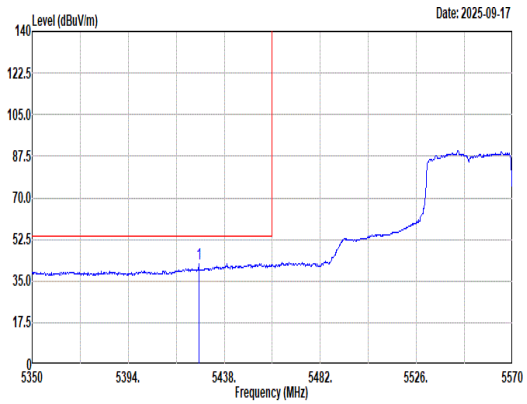 Site : 03CH15-HY Condition: AVG_BE(UNII)_B3 3m 9120D-02294_250606 VERTICAL : RBW:1000.000kHz VBW:5.600kHz SWT:Auto Freq Level Limit Line Margin Read Level Ant Factor Cable Loss Preamp Factor Aux Factor APos TPos Remark MHz dBuV/m dBuV/m dB dBuV dB/m dB dB dB cm deg 1 5426.34 42.15 54.00 -11.85 37.33 32.80 8.85 36.83 0.00 400 92 Average	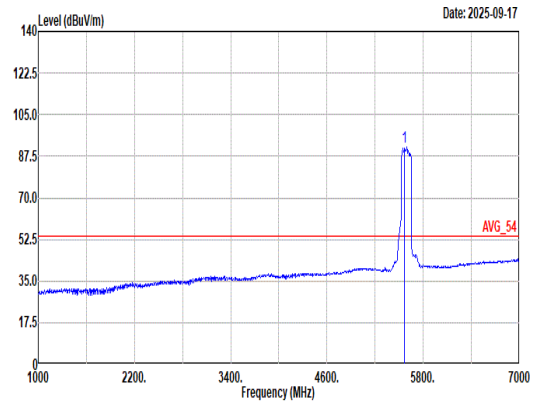 Site : 03CH15-HY Condition: AVG_54 3m 9120D-02294_250606 VERTICAL : RBW:1000.000kHz VBW:5.600kHz SWT:Auto Freq Level Limit Line Margin Read Level Ant Factor Cable Loss Preamp Factor Aux Factor APos TPos Remark MHz dBuV/m dBuV/m dB dBuV dB/m dB dB dB cm deg 1 5570.00 91.32 ------ ------ 86.19 32.91 9.03 36.81 0.00 400 92 Average

Mode	11	
	Band Edge - R	
	U-NII-2C_5.47-5.725_802.11be EHT160_CH114_Test 40MHz Channel Puncture Location 1_5570MHz	
ANT	5+6+7+8 (CDD)	
Pol.	Vertical	Fundamental
Peak	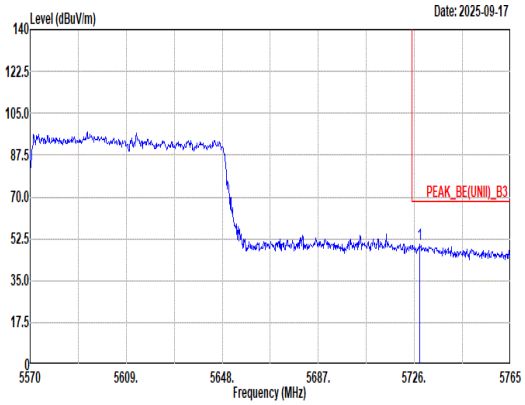 Site : 03CH15-HY Condition: PEAK_BE(UNII)_B3 3m 9120D-02294_250606 VERTICAL : RBW:1000.000kHz VBW:3000.000kHz SWT:Auto Limit Read Ant Cable Preamp Aux APos TPos Freq Level Line Margin Level Factor Loss Factor Factor Remark MHz dBuV/m dBuV/m dB dBuV dB/m dB dB dB cm deg 1 5728.15 50.20 68.20 -18.00 44.02 33.81 9.16 36.79 0.00 400 92 Peak	Blank

Mode	12	
	Band Edge - L	
	U-NII-2C_5.47-5.725_802.11be EHT160_CH114_Test 40MHz Channel Puncture Location 4_5570MHz	
ANT	5+6+7+8 (CDD)	
Pol.	Horizontal	Fundamental
Peak	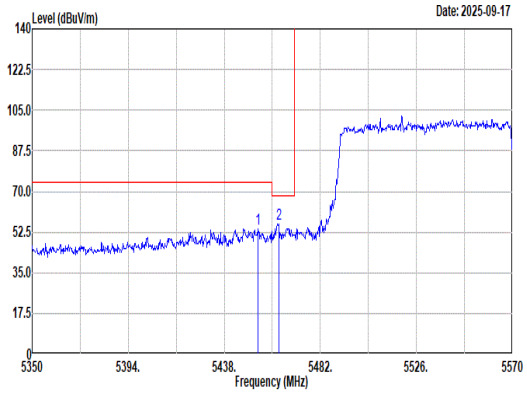 Site : 03CH15-HY Condition: PEAK_BE(UNII)_B3 3m 9120D-02294_250606 - new HORIZONTAL : RBW:1000.000kHz VBW:3000.000kHz SWT:Auto Freq Level Limit Line Margin Read Level Ant Factor Cable Loss Preamp Factor Aux Factor APos TPos Remark MHz dBuV/m dBuV/m dB dBuV dB/m dB dB dB cm deg 1 5453.40 54.01 74.00 -19.99 49.14 32.81 8.88 36.82 0.00 375 165 Peak 2 5462.86 55.95 68.20 -12.25 51.05 32.83 8.89 36.82 0.00 375 165 Peak	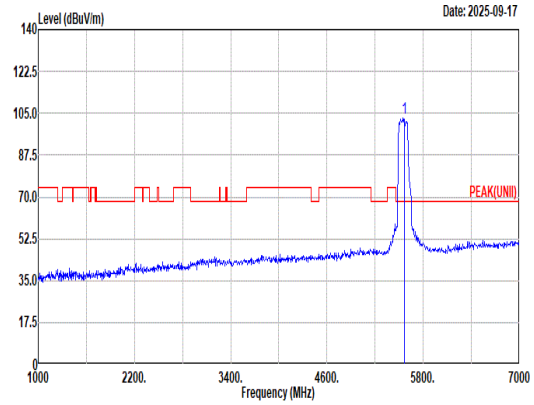 Site : 03CH15-HY Condition: PEAK(UNII) 3m 9120D-02294_250606 - new HORIZONTAL : RBW:1000.000kHz VBW:3000.000kHz SWT:Auto Freq Level Limit Line Margin Read Level Ant Factor Cable Loss Preamp Factor Aux Factor APos TPos Remark MHz dBuV/m dBuV/m dB dBuV dB/m dB dB dB cm deg 1 5570.00 103.25 ------ ------ 98.11 32.98 8.97 36.81 0.00 375 165 Peak
Avg	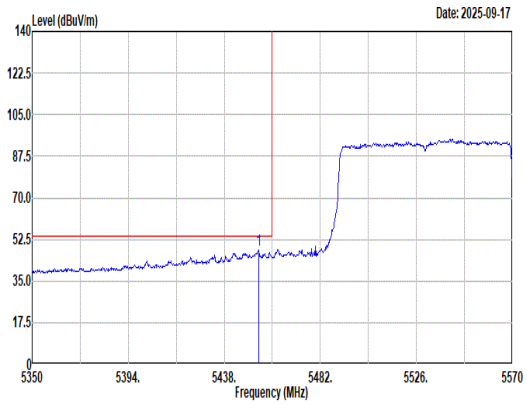 Site : 03CH15-HY Condition: AVG_BE(UNII)_B3 3m 9120D-02294_250606 - new HORIZONTAL : RBW:1000.000kHz VBW:5.600kHz SWT:Auto Freq Level Limit Line Margin Read Level Ant Factor Cable Loss Preamp Factor Aux Factor APos TPos Remark MHz dBuV/m dBuV/m dB dBuV dB/m dB dB dB cm deg 1 5453.62 47.94 54.00 -6.06 43.07 32.81 8.88 36.82 0.00 375 165 Average	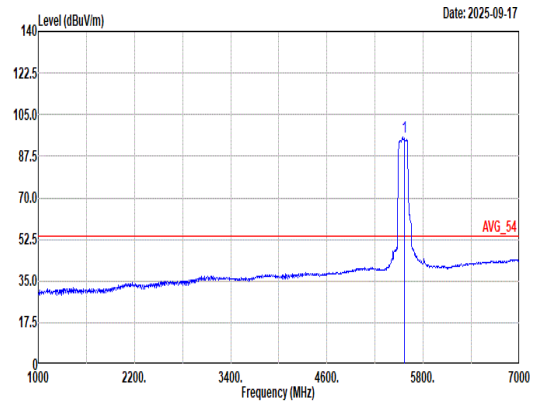 Site : 03CH15-HY Condition: AVG_54 3m 9120D-02294_250606 - new HORIZONTAL : RBW:1000.000kHz VBW:5.600kHz SWT:Auto Freq Level Limit Line Margin Read Level Ant Factor Cable Loss Preamp Factor Aux Factor APos TPos Remark MHz dBuV/m dBuV/m dB dBuV dB/m dB dB dB cm deg 1 5570.00 95.48 ------ ------ 90.34 32.98 8.97 36.81 0.00 375 165 Average

Mode	12	
	Band Edge - R	
	U-NII-2C_5.47-5.725_802.11be EHT160_CH114_Test 40MHz Channel Puncture Location 4_5570MHz	
ANT	5+6+7+8 (CDD)	
Pol.	Horizontal	Fundamental
Peak	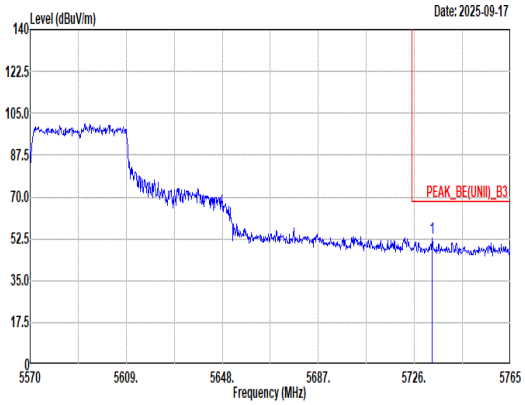 Site : 03CH15-HY Condition: PEAK_BE(UNII)_B3 3m 9120D-02294_250606 - new HORIZONTAL : RBW:1000.000kHz VBW:3000.000kHz SWT:Auto Limit Read Ant Cable Preamp Aux APos TPos Freq Level Line Margin Level Factor Loss Factor Factor Remark MHz dBuV/m dBuV/m dB dBuV dB/m dB dB dB cm deg 1 5733.22 52.75 68.20 -15.45 46.54 33.83 9.17 36.79 0.00 375 165 Peak	Blank

Mode	12	
	Band Edge - L	
	U-NII-2C_5.47-5.725_802.11be EHT160_CH114_Test 40MHz Channel Puncture Location 4_5570MHz	
ANT	5+6+7+8 (CDD)	
Pol.	Vertical	Fundamental
Peak	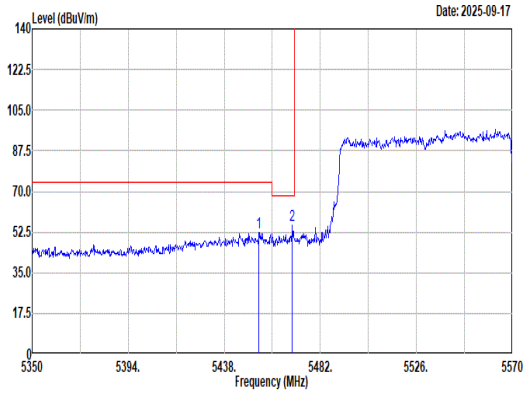 Site : 03CH15-HY Condition: PEAK_BE(UNII)_B3 3m 9120D-02294_250606 - new VERTICAL : RBW:1000.000kHz VBW:3000.000kHz SWT:Auto Freq Level Limit Line Margin Read Level Ant Factor Cable Loss Preamp Factor Aux Factor APos TPos Remark MHz dBuV/m dBuV/m dB dBuV dB/m dB dB dB cm deg 1 5453.84 52.34 74.00 -21.66 47.47 32.81 8.88 36.82 0.00 400 92 Peak 2 5469.24 55.63 68.20 -12.57 50.72 32.84 8.89 36.82 0.00 400 92 Peak	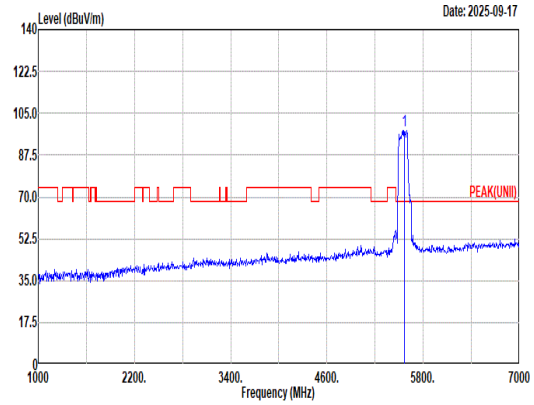 Site : 03CH15-HY Condition: PEAK(UNII) 3m 9120D-02294_250606 - new VERTICAL : RBW:1000.000kHz VBW:3000.000kHz SWT:Auto Freq Level Limit Line Margin Read Level Ant Factor Cable Loss Preamp Factor Aux Factor APos TPos Remark MHz dBuV/m dBuV/m dB dBuV dB/m dB dB dB cm deg 1 5570.00 97.97 ------ ------ 92.84 32.92 9.02 36.81 0.00 400 92 Peak
Avg	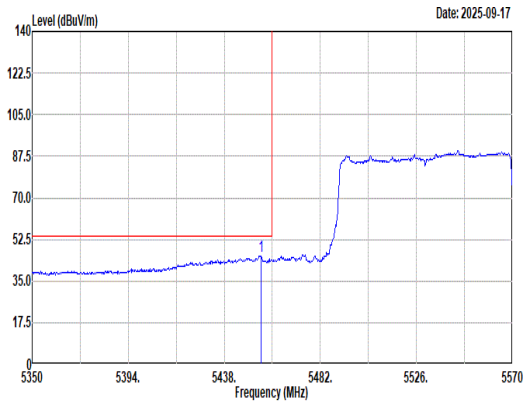 Site : 03CH15-HY Condition: AVG_BE(UNII)_B3 3m 9120D-02294_250606 - new VERTICAL : RBW:1000.000kHz VBW:5.600kHz SWT:Auto Freq Level Limit Line Margin Read Level Ant Factor Cable Loss Preamp Factor Aux Factor APos TPos Remark MHz dBuV/m dBuV/m dB dBuV dB/m dB dB dB cm deg 1 5454.94 45.66 54.00 -8.34 40.79 32.81 8.88 36.82 0.00 400 92 Average	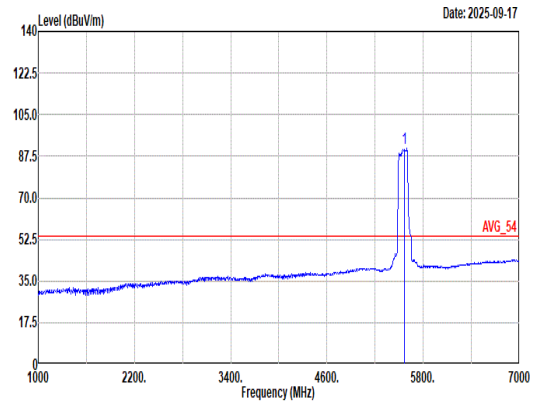 Site : 03CH15-HY Condition: AVG_54 3m 9120D-02294_250606 - new VERTICAL : RBW:1000.000kHz VBW:5.600kHz SWT:Auto Freq Level Limit Line Margin Read Level Ant Factor Cable Loss Preamp Factor Aux Factor APos TPos Remark MHz dBuV/m dBuV/m dB dBuV dB/m dB dB dB cm deg 1 5570.00 90.89 ------ ------ 85.76 32.91 9.03 36.81 0.00 400 92 Average

Mode	12	
	Band Edge - R	
	U-NII-2C_5.47-5.725_802.11be EHT160_CH114_Test 40MHz Channel Puncture Location 4_5570MHz	
ANT	5+6+7+8 (CDD)	
Pol.	Vertical	Fundamental
Peak	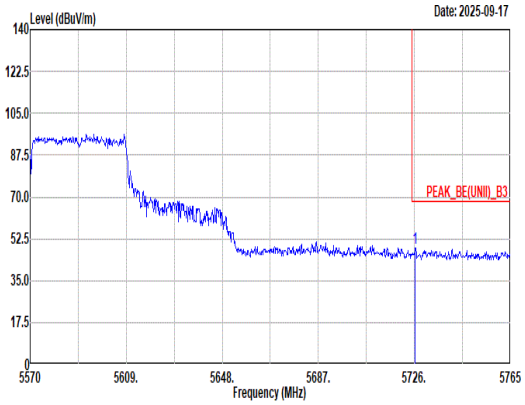 Site : 03CH15-HY Condition: PEAK_BE(UNII)_B3 3m 9120D-02294_250606 - new VERTICAL : RBW:1000.000kHz VBW:3000.000kHz SWT:Auto Limit Read Ant Cable Preamp Aux APos TPos Freq Level Line Margin Level Factor Loss Factor Factor Remark MHz dBuV/m dBuV/m dB dBuV dB/m dB dB dB cm deg 1 5726.39 48.77 68.20 -19.43 42.59 33.81 9.16 36.79 0.00 400 92 Peak	Blank

Mode	9	
	Band Edge - L	
	U-NII-3_5.725-5.85_802.11be EHT80_CH155_Test 20MHz Channel Puncture Location 4_5775MHz	
ANT	5+6+7+8 (CDD)	
Pol.	Horizontal	Fundamental
Peak	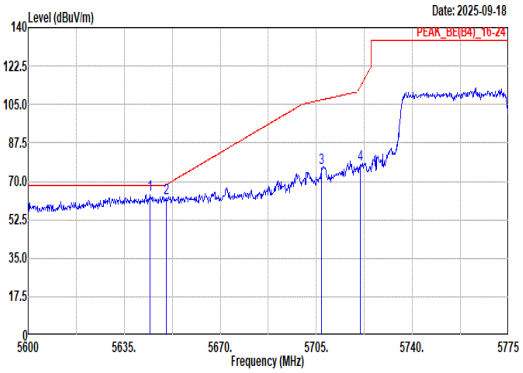 Site : 03CH15-HY Condition: PEAK_BE(B4)_16-24 3m 9120D-02294_250606 - new HORIZONTAL : RBW:1000.000kHz VBW:3000.000kHz SWT:Auto Freq Level Limit Line Margin Read Level Ant Factor Cable Loss Preamp Factor Aux Factor APos TPos Remark MHz dBuV/m dBuV/m dB dBuV dB/m dB dB dB cm deg 1 5644.45 63.94 68.20 -4.26 58.49 33.17 9.08 36.80 0.00 381 167 Peak 2 5650.23 62.45 68.37 -5.92 56.97 33.20 9.08 36.80 0.00 381 167 Peak 3 5706.75 76.25 107.09 -30.84 70.18 33.73 9.14 36.80 0.00 381 167 Peak 4 5721.10 77.87 113.31 -35.44 71.72 33.78 9.16 36.79 0.00 381 167 Peak	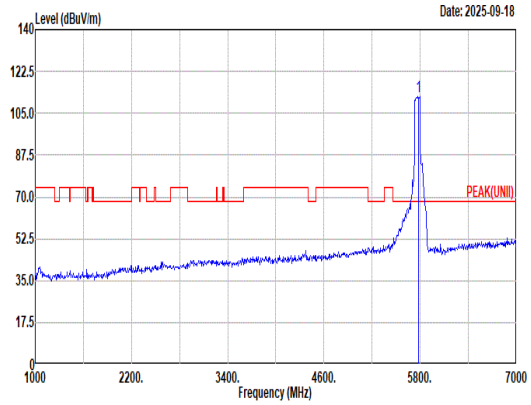 Site : 03CH15-HY Condition: PEAK(UNII) 3m 9120D-02294_250606 - new HORIZONTAL : RBW:1000.000kHz VBW:3000.000kHz SWT:Auto Freq Level Limit Line Margin Read Level Ant Factor Cable Loss Preamp Factor Aux Factor APos TPos Remark MHz dBuV/m dBuV/m dB dBuV dB/m dB dB dB cm deg 1 5775.00 112.23 ------ ------ 105.70 34.08 9.23 36.78 0.00 381 167 Peak
Avg	Blank	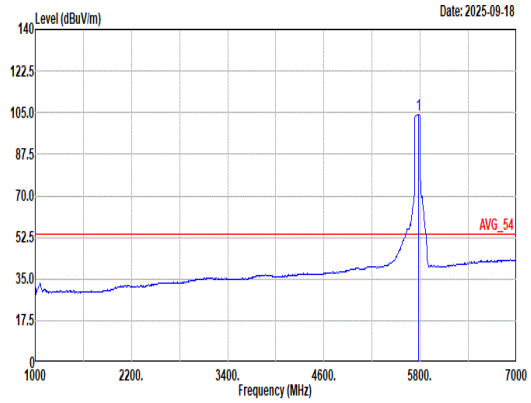 Site : 03CH15-HY Condition: AVG_54 3m 9120D-02294_250606 - new HORIZONTAL : RBW:1000.000kHz VBW:3.300kHz SWT:Auto Freq Level Limit Line Margin Read Level Ant Factor Cable Loss Preamp Factor Aux Factor APos TPos Remark MHz dBuV/m dBuV/m dB dBuV dB/m dB dB dB cm deg 1 5775.00 104.18 ------ ------ 97.72 34.03 9.22 36.79 0.00 381 167 Average

Mode	9	
	Band Edge - R	
	U-NII-3_5.725-5.85_802.11be EHT80_CH155_Test 20MHz Channel Puncture Location 4_5775MHz	
ANT	5+6+7+8 (CDD)	
Pol.	Horizontal	Fundamental
Peak	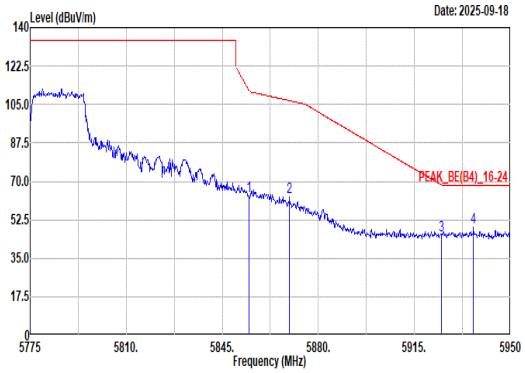 Site : 03CH15-HY Condition: PEAK_BE(B4)_16-24 3m 9120D-02294_250606 - new HORIZONTAL : RBW:1000.000kHz VBW:3000.000kHz SWT:Auto Limit Read Ant Cable Preamp Aux APos TPos Freq Level Line Margin Level Factor Loss Factor Factor Remark MHz dBuV/m dBuV/m dB dBuV dB/m dB dB dB cm deg 1 5854.80 63.63 111.26 -47.63 57.01 34.12 9.28 36.78 0.00 381 167 Peak 2 5869.50 63.03 106.74 -43.71 56.34 34.18 9.29 36.78 0.00 381 167 Peak 3 5924.98 45.65 68.22 -22.57 38.85 34.25 9.32 36.77 0.00 381 167 Peak 4 5936.53 49.00 68.20 -19.20 42.21 34.23 9.33 36.77 0.00 381 167 Peak	Blank

Mode	9	
	Band Edge - L	
	U-NII-3_5.725-5.85_802.11be EHT80_CH155_Test 20MHz Channel Puncture Location 4_5775MHz	
ANT	5+6+7+8 (CDD)	
Pol.	Vertical	Fundamental
Peak	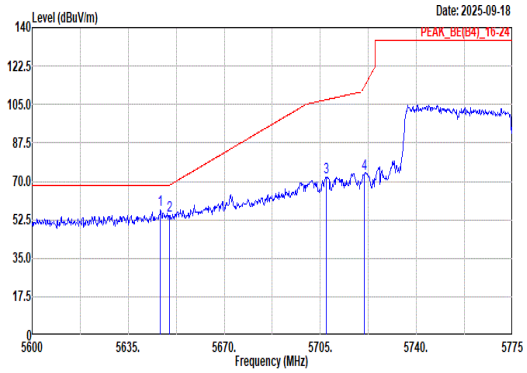 Site : 03CH15-HY Condition: PEAK_BE(B4)_16-24 3m 9120D-02294_250606 - new VERTICAL : RBW:1000.000kHz VBW:3000.000kHz SWT:Auto Freq Level Limit Line Margin Read Level Ant Factor Cable Loss Preamp Factor Aux Factor APos TPos Remark 1 5646.73 57.04 68.20 -11.16 51.58 33.18 9.08 36.80 0.00 384 48 Peak 2 5650.05 54.49 68.24 -13.75 49.01 33.20 9.08 36.80 0.00 384 48 Peak 3 5707.28 72.00 107.24 -35.24 65.93 33.73 9.14 36.80 0.00 384 48 Peak 4 5720.93 73.61 112.91 -39.30 67.46 33.78 9.16 36.79 0.00 384 48 Peak	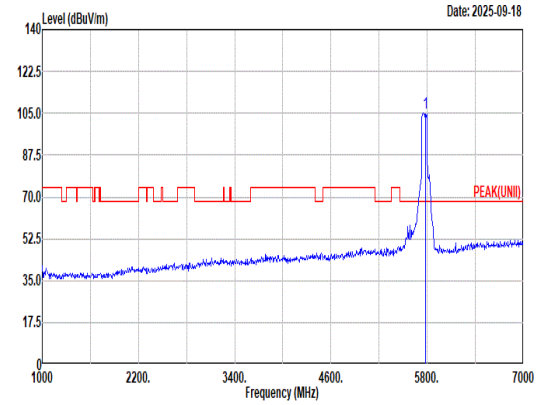 Site : 03CH15-HY Condition: PEAK(UNII) 3m 9120D-02294_250606 - new VERTICAL : RBW:1000.000kHz VBW:3000.000kHz SWT:Auto Freq Level Limit Line Margin Read Level Ant Factor Cable Loss Preamp Factor Aux Factor APos TPos Remark 1 5775.00 105.33 ------ ------ 99.06 33.88 9.18 36.79 0.00 384 48 Peak
Avg	Blank	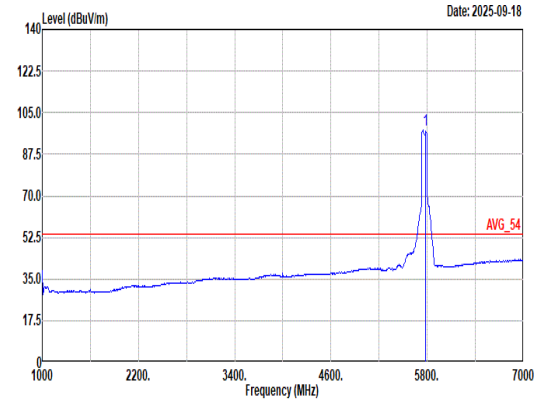 Site : 03CH15-HY Condition: AVG_54 3m 9120D-02294_250606 - new VERTICAL : RBW:1000.000kHz VBW:3.300kHz SWT:Auto Freq Level Limit Line Margin Read Level Ant Factor Cable Loss Preamp Factor Aux Factor APos TPos Remark 1 5775.00 97.65 ------ ------ 91.38 33.88 9.18 36.79 0.00 384 48 Average

Mode	9	
	Band Edge - R	
	U-NII-3_5.725-5.85_802.11be EHT80_CH155_Test 20MHz Channel Puncture Location 4_5775MHz	
ANT	5+6+7+8 (CDD)	
Pol.	Vertical	Fundamental
Peak	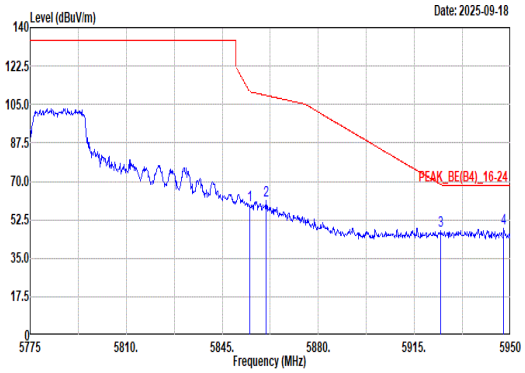 Site : 03CH15-HY Condition: PEAK_BE(B4)_16-24 3m 9120D-02294_250606 - new VERTICAL : RBW:1000.000kHz VBW:3000.000kHz SWT:Auto Limit Read Ant Cable Preamp Aux APos TPos Freq Level Line Margin Level Factor Loss Factor Factor Remark MHz dBuV/m dBuV/m dB dBuV dB/m dB dB dB cm deg 1 5854.98 58.92 110.86 -51.94 52.30 34.12 9.28 36.78 0.00 384 48 Peak 2 5860.93 61.08 109.14 -48.06 54.44 34.14 9.28 36.78 0.00 384 48 Peak 3 5924.45 47.30 68.61 -21.31 40.50 34.25 9.32 36.77 0.00 384 48 Peak 4 5947.55 48.34 68.20 -19.86 41.57 34.20 9.34 36.77 0.00 384 48 Peak	Blank

Mode	10	
	Band Edge - L	
	U-NII-3_5.725-5.85_802.11be EHT80_CH155_Test 20MHz Channel Puncture Location 1_5775MHz	
ANT	5+6+7+8 (CDD)	
Pol.	Horizontal	Fundamental
Peak	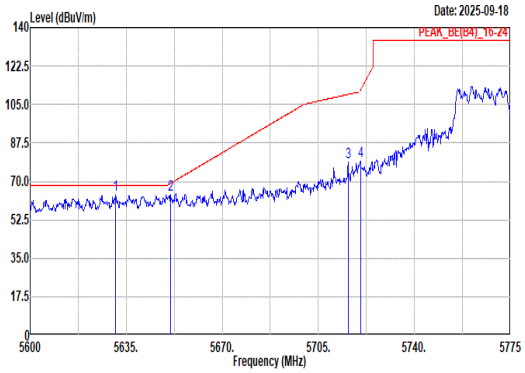 Site : 03CH15-HY Condition: PEAK_BE(B4)_16-24 3m 9120D-02294_250606 - new HORIZONTAL : RBW:1000.000kHz VBW:3000.000kHz SWT:Auto Freq Level Limit Line Margin Read Level Ant Factor Cable Loss Preamp Factor Aux Factor APos TPos Remark 1 5631.15 63.89 68.20 -4.31 58.54 33.09 9.06 36.80 0.00 382 162 Peak 2 5651.10 63.70 69.02 -5.32 58.21 33.21 9.08 36.80 0.00 382 162 Peak 3 5715.85 78.85 109.64 -30.79 72.73 33.76 9.15 36.79 0.00 382 162 Peak 4 5720.40 79.21 111.71 -32.50 73.06 33.78 9.16 36.79 0.00 382 162 Peak	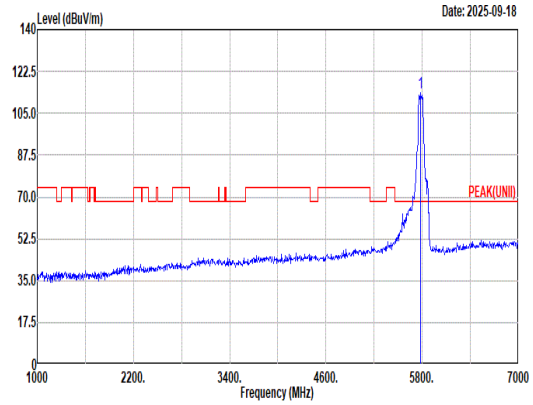 Site : 03CH15-HY Condition: PEAK(UNII) 3m 9120D-02294_250606 - new HORIZONTAL : RBW:1000.000kHz VBW:3000.000kHz SWT:Auto Freq Level Limit Line Margin Read Level Ant Factor Cable Loss Preamp Factor Aux Factor APos TPos Remark 1 5775.00 113.78 ------ ------ 107.36 34.00 9.21 36.79 0.00 382 162 Peak
Avg	Blank	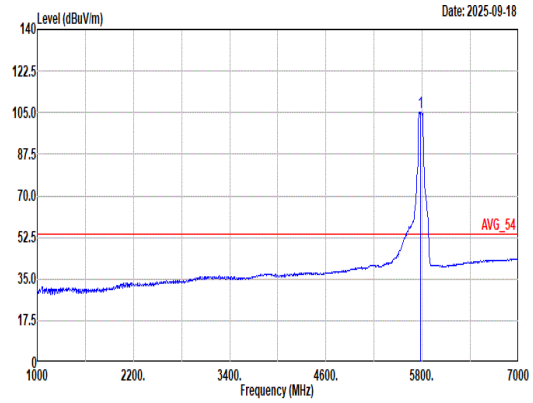 Site : 03CH15-HY Condition: AVG_54 3m 9120D-02294_250606 - new HORIZONTAL : RBW:1000.000kHz VBW:3.300kHz SWT:Auto Freq Level Limit Line Margin Read Level Ant Factor Cable Loss Preamp Factor Aux Factor APos TPos Remark 1 5775.00 105.39 ------ ------ 99.05 33.93 9.20 36.79 0.00 382 162 Average

Mode	10	
	Band Edge - R	
	U-NII-3_5.725-5.85_802.11be EHT80_CH155_Test 20MHz Channel Puncture Location 1_5775MHz	
ANT	5+6+7+8 (CDD)	
Pol.	Horizontal	Fundamental
Peak	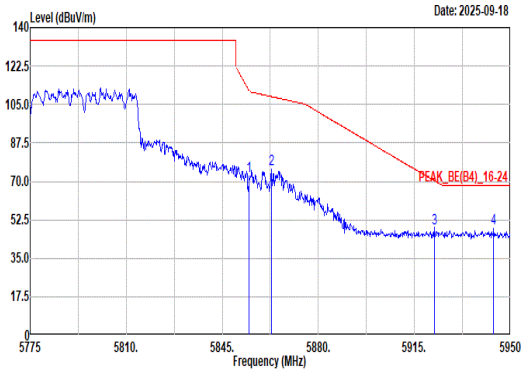 Site : 03CH15-HY Condition: PEAK_BE(B4)_16-24 3m 9120D-02294_250606 - new HORIZONTAL : RBW:1000.000kHz VBW:3000.000kHz SWT:Auto Limit Read Ant Cable Preamp Aux APos TPos Freq Level Line Margin Level Factor Loss Factor Factor Remark MHz dBuV/m dBuV/m dB dBuV dB/m dB dB dB cm deg 1 5854.80 72.15 111.26 -39.11 65.53 34.12 9.28 36.78 0.00 382 162 Peak 2 5862.85 75.63 108.60 -32.97 68.98 34.15 9.28 36.78 0.00 382 162 Peak 3 5922.35 48.76 70.15 -21.39 41.95 34.26 9.32 36.77 0.00 382 162 Peak 4 5943.88 48.49 68.20 -19.71 41.72 34.21 9.33 36.77 0.00 382 162 Peak	Blank

Mode	10	
	Band Edge - L	
	U-NII-3_5.725-5.85_802.11be EHT80_CH155_Test 20MHz Channel Puncture Location 1_5775MHz	
ANT	5+6+7+8 (CDD)	
Pol.	Vertical	Fundamental
Peak	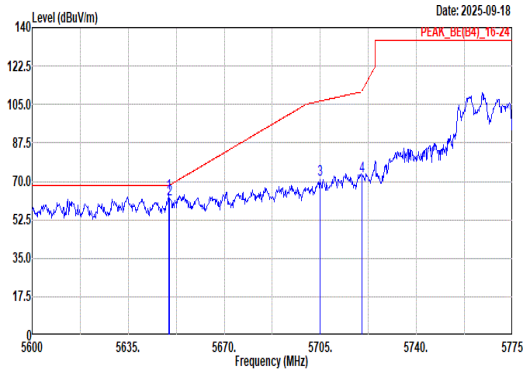 Site : 03CH15-HY Condition: PEAK_BE(B4)_16-24 3m 9120D-02294_250606 - new VERTICAL : RBW:1000.000kHz VBW:3000.000kHz SWT:Auto Freq Level Limit Line Margin Read Level Ant Factor Cable Loss Preamp Factor Aux Factor APos TPos Remark 1 5649.70 64.63 68.20 -3.57 59.15 33.20 9.08 36.80 0.00 400 90 Peak 2 5650.05 61.89 68.24 -6.35 56.41 33.20 9.08 36.80 0.00 400 90 Peak 3 5704.83 70.94 106.55 -35.61 64.88 33.72 9.14 36.80 0.00 400 90 Peak 4 5720.05 72.54 110.91 -38.37 66.39 33.78 9.16 36.79 0.00 400 90 Peak	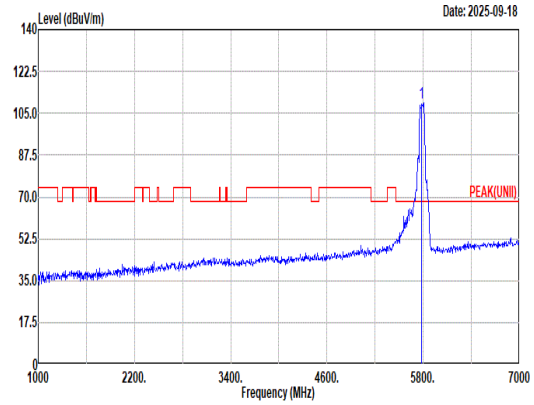 Site : 03CH15-HY Condition: PEAK(UNII) 3m 9120D-02294_250606 - new VERTICAL : RBW:1000.000kHz VBW:3000.000kHz SWT:Auto Freq Level Limit Line Margin Read Level Ant Factor Cable Loss Preamp Factor Aux Factor APos TPos Remark 1 5775.00 109.60 ------ ------ 103.03 34.10 9.25 36.78 0.00 400 90 Peak
Avg	Blank	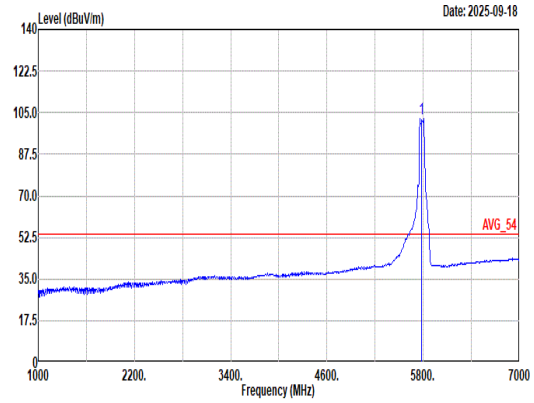 Site : 03CH15-HY Condition: AVG_54 3m 9120D-02294_250606 - new VERTICAL : RBW:1000.000kHz VBW:3.300kHz SWT:Auto Freq Level Limit Line Margin Read Level Ant Factor Cable Loss Preamp Factor Aux Factor APos TPos Remark 1 5775.00 102.63 ------ ------ 96.29 33.93 9.20 36.79 0.00 400 90 Average

Mode	10	
	Band Edge - R	
	U-NII-3_5.725-5.85_802.11be EHT80_CH155_Test 20MHz Channel Puncture Location 1_5775MHz	
ANT	5+6+7+8 (CDD)	
Pol.	Vertical	Fundamental
Peak	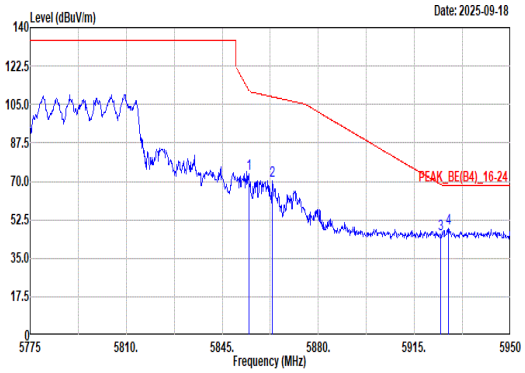 Site : 03CH15-HY Condition: PEAK_BE(B4)_16-24 3m 9120D-02294_250606 - new VERTICAL : RBW:1000.000kHz VBW:3000.000kHz SWT:Auto Freq Level Limit Line Margin Read Level Ant Factor Cable Loss Preamp Factor Aux Factor APos TPos Remark MHz dBuV/m dBuV/m dB dBuV dB/m dB dB dB cm deg 1 5854.63 73.32 111.65 -38.33 66.70 34.12 9.28 36.78 0.00 400 90 Peak 2 5863.20 70.04 108.50 -38.46 63.39 34.15 9.28 36.78 0.00 400 90 Peak 3 5924.63 45.82 68.48 -22.66 39.02 34.25 9.32 36.77 0.00 400 90 Peak 4 5927.43 48.35 68.20 -19.85 41.55 34.25 9.32 36.77 0.00 400 90 Peak	Blank

Appendix C. Duty Cycle Plots

Antenna	Band	Duty Cycle (%)	T(us)	1/T(kHz)	VBW Setting
NSS1	5GHz 802.11be EHT80 20MHz Channel Puncture Location 4	94.27	543	1.84	3kHz
NSS2	5GHz 802.11be EHT80 20MHz Channel Puncture Location 4	89.60	310	3.23	10kHz
NSS1	5GHz 802.11be EHT160 20MHz Channel Puncture Location 1	88.12	267	3.75	3.9kHz
NSS2	5GHz 802.11be EHT160 20MHz Channel Puncture Location 1	82.86	174	5.75	6.2kHz
NSS1	5GHz 802.11be EHT160 40MHz Channel Puncture Location 4	89.22	298	3.36	3.6kHz
NSS2	5GHz 802.11be EHT160 40MHz Channel Puncture Location 4	83.93	188	5.32	5.6kHz

<NSS1>

802.11be EHT80 20MHz

Channel Puncture Location 4

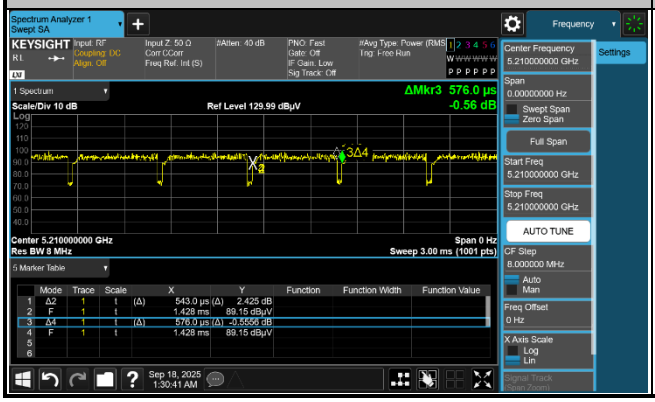

802.11be EHT160 20MHz

Channel Puncture Location 1

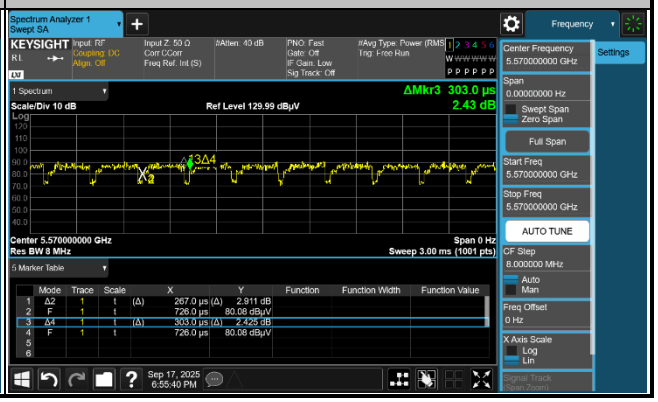

802.11be EHT160 40MHz

Channel Puncture Location 4

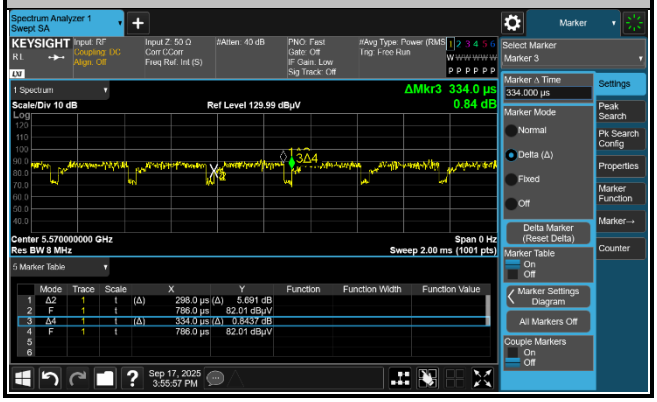

<NSS2>

802.11be EHT80 20MHz

Channel Puncture Location 4

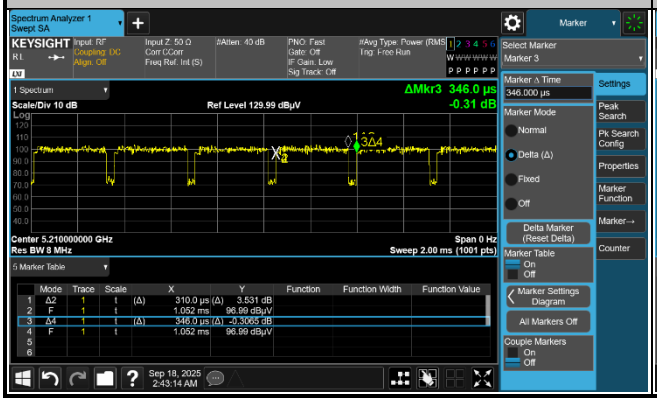

802.11be EHT160 20MHz

Channel Puncture Location 1

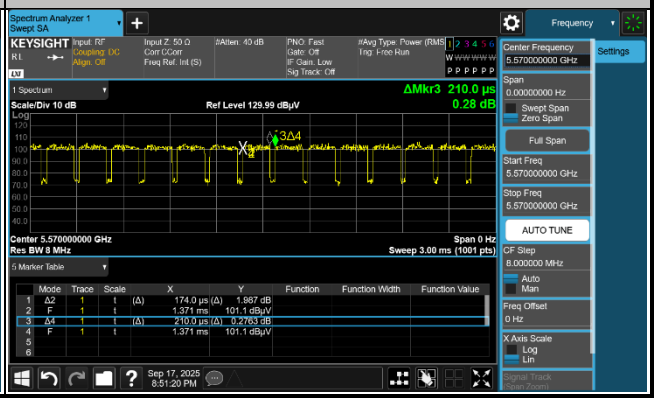

802.11be EHT160 40MHz
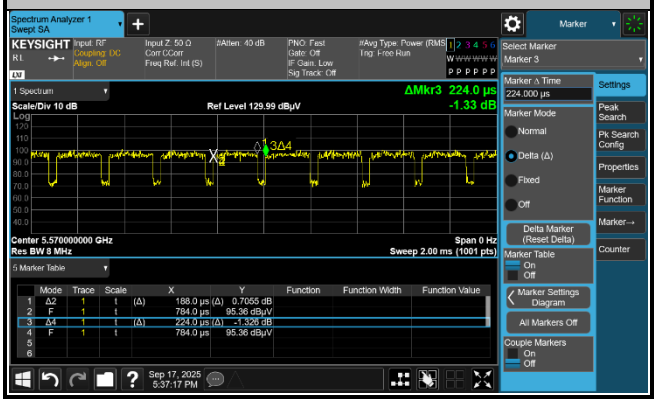
Channel Puncture Location 4