FCC Test Report

Equipment	:	Genie Air
Brand Name	:	AT&T DIRECTV
Model No.	:	HS17-100
FCC ID	:	G95HS17
Standard	:	47 CFR FCC Part 15.407
Operating Band	:	5150 MHz – 5250 MHz 5725 MHz – 5850 MHz
Applicant	:	Technicolor Connected Home USA LLC 5030 Sugarloaf Parkway Building 6 Lawrenceville Georgia United States 30044
Manufacturer	:	Technicolor Connected Home USA LLC 5030 Sugarloaf Parkway Building 6 Lawrenceville Georgia United States 30044
Function	:	☐ Outdoor; ☒ Indoor; ☐ Fixed P2P ☐ Client

The product sample received on Nov. 03, 2016 and completely tested on Nov. 30, 2016. We, SPORTON, would like to declare that the tested sample has been evaluated in accordance with the procedures given in ANSI C63.10-2013 and shown compliance with the applicable technical standards.

The test results in this report apply exclusively to the tested model / sample. Without written approval of SPORTON INTERNATIONAL INC., the test report shall not be reproduced except in full.

Sam Chen
SPORTON INTERNATIONAL INC.

Testing Laboratory
1190

Table of Contents

1 GENERAL DESCRIPTION 5

1.1 Information 5
1.2 Testing Applied Standards 9
1.3 Testing Location Information 9
1.4 Measurement Uncertainty 9

2 TEST CONFIGURATION OF EUT 10

2.1 Test Channel Mode 10
2.2 The Worst Case Measurement Configuration 11
2.3 EUT Operation during Test 13
2.4 Accessories 14
2.5 Support Equipment 14
2.6 Test Setup Diagram 15

3 TRANSMITTER TEST RESULT 19

3.1 AC Power-line Conducted Emissions 19
3.2 Emission Bandwidth 21
3.3 Maximum Conducted Output Power 22
3.4 Peak Power Spectral Density 24
3.5 Unwanted Emissions 27
3.6 Frequency Stability 32

4 TEST EQUIPMENT AND CALIBRATION DATA 34

APPENDIX A. TEST RESULTS OF AC POWER-LINE CONDUCTED EMISSIONS

APPENDIX B. TEST RESULTS OF EMISSION BANDWIDTH

APPENDIX C. TEST RESULTS OF MAXIMUM CONDUCTED OUTPUT POWER

APPENDIX D. TEST RESULTS OF PEAK POWER SPECTRAL DENSITY

APPENDIX E. TEST RESULTS OF UNWANTED EMISSIONS

APPENDIX F. TEST RESULTS OF FREQUENCY STABILITY

APPENDIX G. TEST PHOTOS

Summary of Test Result

Conformance Test Specifications			
Report Clause	**Ref. Std. Clause**	**Description**	**Result**
1.1.2	15.203	Antenna Requirement	Complied
3.1	15.207	AC Power-line Conducted Emissions	Complied
3.2	15.407(a)	Emission Bandwidth	Complied
3.3	15.407(a)	Maximum Conducted Output Power	Complied
3.4	15.407(a)	Peak Power Spectral Density	Complied
3.5	15.407(b)	Unwanted Emissions	Complied
3.6	15.407(g)	Frequency Stability	Complied

Revision History

Report No.	Version	Description	Issued Date
FR6O2141AB	Rev. 01	Initial issue of report	Dec. 08, 2016

1 General Description

1.1 Information

1.1.1 RF General Information

Frequency Range (MHz)	IEEE Std. 802.11	Ch. Frequency (MHz)	Channel Number
5150-5250	n (HT20), ac (VHT20)	5180-5240	36-48 [4]
5725-5850		5745-5825	149-165 [5]
5150-5250	n (HT40), ac (VHT40)	5190-5230	38-46 [2]
5725-5850		5755-5795	151-159 [2]
5150-5250	ac (VHT80)	5210	42 [1]
5725-5850		5775	155 [1]

Band	Mode	BWch (MHz)	Nant
5.2G	HT20	20	4
5.2G	HT20,BF	20	4
5.2G	VHT20	20	4
5.2G	VHT20,BF	20	4
5.2G	HT40	40	4
5.2G	HT40,BF	40	4
5.2G	VHT40	40	4
5.2G	VHT40,BF	40	4
5.2G	VHT80	80	4
5.2G	VHT80,BF	80	4
5.8G	HT20	20	4
5.8G	HT20,BF	20	4
5.8G	VHT20	20	4
5.8G	VHT20,BF	20	4
5.8G	HT40	40	4
5.8G	HT40,BF	40	4
5.8G	VHT40	40	4
5.8G	VHT40,BF	40	4
5.8G	VHT80	80	4
5.8G	VHT80,BF	80	4

Note:
- 5.2G/5.2G-I(IC) is the 5.2GHz Band (5.15-5.25GHz).
- 5.8G/5.8G-I(IC) is the 5.8GHz Band (5.725-5.850GHz).
- 11n HT20 and HT40 use a combination of OFDM-BPSK, QPSK, 16QAM, 64QAM modulation.
- VHT20, VHT40 and VHT80 use a combination of OFDM-BPSK, QPSK, 16QAM, 64QAM, 256QAM modulation.
- BWch is the nominal channel bandwidth.
- Nss-Min is the minimum number of spatial streams.
- Nant is the number of outputs. e.g., 2(2,3) means have 2 outputs for port 2 and port 3. 2 means have 2 outputs for port 1 and port 2.

1.1.2 Antenna Information

Ant.	Chain	Brand	P/N	Antenna Type	Connector
1	1	Airgain	N24X2B2T1YE-W70U	PIFA Antenna	U.FL
2	2	Airgain	N24X2BTYN-B120U	PIFA Antenna	U.FL
3	3	Airgain	N5X35BYN-E125U	PIFA Antenna	U.FL
4	4	Airgain	N5X35B2YN-R110U	PIFA Antenna	U.FL
5	5	Airgain	N5X35BYN-A110U	PIFA Antenna	U.FL
6	6	Airgain	N5X35BT2YW-G120U	PIFA Antenna	U.FL
7	7	-	-	PCB printed IFA	-
8	8	-	-	PCB printed IFA	-

Frequency (MHz)	Antenna Gain (dBi)			
	Ant. 1	Ant. 2	Ant. 7	Ant. 8
2.4G	4.60	4.60	-	-
Zigbee	-	-	4.00	4.00

Frequency (MHz)	Composite Gain (dBi)				Max Composite Gain (dBi)			
	Ant. 3	Ant. 4	Ant. 5	Ant. 6	4T1S	4T2S	4T3S	4T4S
UNII-1	2.69	2.86	4.02	4.30	6.82	3.96	2.23	1.26
UNII-3	2.48	2.24	2.49	2.50	6.13	3.12	2.06	0.29

Note1: The EUT has eight antennas.

Note2: Ant. 1~Ant. 8 connect to chain 1~chain 8.

For 2.4GHz WLAN function:

For IEEE 802.11b/g mode (1TX/1RX)

The EUT supports the antenna with TX and RX diversity functions.

Both Chain 1 and Chain 2 support transmit and receive functions, but only one of them will be used at one time.

The Chain 1 generated the worst case, so it was selected to test and record in the report.

For IEEE 802.11n mode (2TX/2RX)

Chain 1 and Chain 2 can be used as transmitting/receiving antenna.

Chain 1 and Chain 2 could transmit/receive simultaneously.

For 5GHz WLAN function:

For IEEE 802.11n/ac mode (4TX/4RX)

Chain 3, Chain 4, Chain 5 and Chain 6 can be used as transmitting/receiving antenna.

Chain 3, Chain 4, Chain 5 and Chain 6 could transmit/receive simultaneously.

For Zigbee function:

For Zigbee mode (1TX/1RX)

The EUT supports the antenna with TX and RX diversity functions.

Both Chain 7 and Chain 8 support transmit and receive functions, but only one of them will be used at one time.

The Chain 8 generated the worst case, so it was selected to test and record in the report.

1.1.3 Mode Test Duty Cycle

For 4T1S

Mode	DC	T(s)	VBW(Hz) ≥ 1/T
VHT20	0.995	n/a (DC>=0.98)	n/a (DC>=0.98)
VHT20,BF	0.997	n/a (DC>=0.98)	n/a (DC>=0.98)
VHT40	0.995	n/a (DC>=0.98)	n/a (DC>=0.98)
VHT40,BF	0.938	2.788m	1k
VHT80	0.986	n/a (DC>=0.98)	n/a (DC>=0.98)
VHT80,BF	0.973	4.615m	300

For 4T2S

Mode	DC	T(s)	VBW(Hz) ≥ 1/T
VHT20,BF	0.949	4.322m	300
VHT40,BF	0.955	2.147m	1k
VHT80,BF	0.958	6.282m	300

1.1.4 EUT Operational Condition

EUT Power Type	From Power Adapter			
Beamforming Function	☒	With beamforming for 802.11n/ac in 5GHz	☐	Without beamforming

1.2 Testing Applied Standards

According to the specifications of the manufacturer, the EUT must comply with the requirements of the following standards:

- 47 CFR FCC Part 15
- ANSI C63.10-2013
- FCC KDB 789033 D02 v01r03
- FCC KDB 644545 D03 v01
- FCC KDB 662911 D01 v02r01
- FCC KDB 412172 D01 v01

1.3 Testing Location Information

Testing Location			
☐	HWA YA	ADD :	No. 52, Hwa Ya 1st Rd., Kwei-Shan Hsiang, Tao Yuan Hsien, Taiwan, R.O.C.
		TEL :	886-3-327-3456 FAX : 886-3-318-0055
☒	JHUBEI	ADD :	No.8, Lane 724, Bo-ai St., Jhubei City, HsinChu County 302, Taiwan, R.O.C.
		TEL :	886-3-656-9065 FAX : 886-3-656-9085

Test Condition	Test Site No.	Test Engineer	Test Environment	Test Date
RF Conducted	TH01-CB	Andy Tsai	25°C / 60%	Nov. 29, 2016
Radiated	03CH01-CB	Jeff Wu / Steven Liang / Welson Chen / Nyle Chang / Paul Chen	25°C / 60%	Nov. 06, 2016 ~Nov. 30, 2016
AC Conduction	CO01-CB	Da Deng	23°C / 61%	Nov. 29, 2016

Test site Designation No. TW0006 with FCC
Test site registered number IC 4086D with Industry Canada.

1.4 Measurement Uncertainty

ISO/IEC 17025 requires that an estimate of the measurement uncertainties associated with the emissions test results be included in the report. The measurement uncertainties given below are based on a 95% confidence level (based on a coverage factor (k=2)

Test Items	Uncertainty	Remark
Conducted Emission (150kHz ~ 30MHz)	3.2 dB	Confidence levels of 95%
Radiated Emission (30MHz ~ 1,000MHz)	3.6 dB	Confidence levels of 95%
Radiated Emission (1GHz ~ 18GHz)	3.7 dB	Confidence levels of 95%
Radiated Emission (18GHz ~ 40GHz)	3.5 dB	Confidence levels of 95%
Conducted Emission	1.7 dB	Confidence levels of 95%

2 Test Configuration of EUT

2.1 Test Channel Mode

For 4T1S

Band	Mode	BWch (MHz)	Nss-Min	Nant	Ch. (MHz)	Range	Power Setting
5.2G	VHT20	20	1,(M0)	4	5180	L	23
5.2G	VHT20	20	1,(M0)	4	5200	M	23
5.2G	VHT20	20	1,(M0)	4	5240	H	23
5.8G	VHT20	20	1,(M0)	4	5745	L	23
5.8G	VHT20	20	1,(M0)	4	5785	M	23
5.8G	VHT20	20	1,(M0)	4	5825	H	23
5.2G	VHT40	40	1,(M0)	4	5190	L	19
5.2G	VHT40	40	1,(M0)	4	5230	H	23
5.8G	VHT40	40	1,(M0)	4	5755	L	23
5.8G	VHT40	40	1,(M0)	4	5795	H	23
5.2G	VHT80	80	1,(M0)	4	5210	S	17
5.8G	VHT80	80	1,(M0)	4	5775	S	23
5.2G	VHT20,BF	20	1,(M0)	4	5180	L	22
5.2G	VHT20,BF	20	1,(M0)	4	5200	M	22
5.2G	VHT20,BF	20	1,(M0)	4	5240	H	22
5.8G	VHT20,BF	20	1,(M0)	4	5745	L	23
5.8G	VHT20,BF	20	1,(M0)	4	5785	M	23
5.8G	VHT20,BF	20	1,(M0)	4	5825	H	23
5.2G	VHT40,BF	40	1,(M0)	4	5190	L	18
5.2G	VHT40,BF	40	1,(M0)	4	5230	H	23
5.8G	VHT40,BF	40	1,(M0)	4	5755	L	23
5.8G	VHT40,BF	40	1,(M0)	4	5795	H	23
5.2G	VHT80,BF	80	1,(M0)	4	5210	S	17
5.8G	VHT80,BF	80	1,(M0)	4	5775	S	23

For 4T2S

Band	Mode	BWch (MHz)	Nss-Min	Nant	Ch. (MHz)	Range	Power Setting
5.2G	VHT20,BF	20	2,(M0)	4	5180	L	23
5.2G	VHT20,BF	20	2,(M0)	4	5200	M	23
5.2G	VHT20,BF	20	2,(M0)	4	5240	H	23
5.8G	VHT20,BF	20	2,(M0)	4	5745	L	23
5.8G	VHT20,BF	20	2,(M0)	4	5785	M	23
5.8G	VHT20,BF	20	2,(M0)	4	5825	H	23
5.2G	VHT40,BF	40	2,(M0)	4	5190	L	17
5.2G	VHT40,BF	40	2,(M0)	4	5230	H	23
5.8G	VHT40,BF	40	2,(M0)	4	5755	L	23
5.8G	VHT40,BF	40	2,(M0)	4	5795	H	23
5.2G	VHT80,BF	80	2,(M0)	4	5210	S	17
5.8G	VHT80,BF	80	2,(M0)	4	5775	S	23

Note:
- Test range channel consist of L (Low Ch.), M (Middle Ch.), H (High Ch.), S (Single Ch.) and C (Straddle Band Ch.).
- VHT20/VHT40 covers HT20/HT40, due to same modulation. The power setting for 802.11n HT20 and HT40 are the same or lower than 802.11ac VHT20 and VHT40.
- There are two modes of EUT for 802.11n/ac in 5GHz, one is beamforming mode, and the other is non-beamforming mode, Beamforming mode and non-beamforming mode has been test and record in this test report for 4T1S.
- There are two modes of EUT for 802.11n/ac in 5GHz, one is beamforming mode, and the other is non-beamforming mode, Beamforming mode has been test and record in this test report for 4T2S.

2.2 The Worst Case Measurement Configuration

The Worst Case Mode for Following Conformance Tests	
Tests Item	AC power-line conducted emissions
Condition	AC power-line conducted measurement for line and neutral
Operating Mode	CTX
1	EUT in Y axis - Zigbee function
2	EUT in Y axis - WLAN 2.4G function
3	EUT in Y axis - WLAN 5G function
For operating mode 3 is the worst case and it was record in this test report.	

The Worst Case Mode for Following Conformance Tests	
Tests Item	Emission Bandwidth Maximum Conducted Output Power Peak Power Spectral Density Frequency Stability
Test Condition	Conducted measurement at transmit chains

The Worst Case Mode for Following Conformance Tests	
Tests Item	Unwanted Emissions
Test Condition	Radiated measurement If EUT consist of multiple antenna assembly (multiple antenna are used in EUT regardless of spatial multiplexing MIMO configuration), the radiated test should be performed with highest antenna gain of each antenna type.
Operating Mode < 1GHz	CTX
1	EUT in Y axis - Zigbee function
2	EUT in Y axis - WLAN 2.4G function
3	EUT in Y axis - WLAN 5G function
For operating mode 2 is the worst case and it was record in this test report.	
Operating Mode > 1GHz	CTX
For non-beamforming mode:	
1	EUT in Y axis for 4T1S
For beamforming mode:	
1	EUT in Y axis for 4T1S
2	EUT in Y axis for 4T2S

The Worst Case Mode for Following Conformance Tests	
Tests Item	Simultaneous Transmission Analysis
Operating Mode	
1	WLAN 2.4GHz function + WLAN 5GHz function + Zigbee function
Refer to Sporton Test Report No.: FA6O2141 for Co-location RF Exposure Evaluation.	

2.3 EUT Operation during Test

For CTX Mode:

For non-beamforming mode:

The EUT was programmed to be in continuously transmitting mode.

For beamforming mode:

For Conducted Mode:

The EUT was programmed to be in continuously transmitting mode.

For Radiated Mode:

During the test, the following programs under WIN XP were executed.

The program was executed as follows:

1. During the test, the EUT operation to normal function.
2. Executed command fixed test channel under HyperTerminal.
3. Executed "Lantest.exe" to link with the remote workstation to receive and transmit packet by RX Device and transmit duty cycle no less 98%

2.4 Accessories

Accessories			
Equipment Name	**Brand Name**	**Model Name**	**Rating**
AC Adapter	DIRECTV	EPS17R0-15	INPUT: 120V~1.8A 60Hz OUTPUT: 25.2V-2.86A 72W
Other			
Equipment Name	**Brand Name**	**Model Name**	**Remark**
Hard Drive	SEAGATE	1ET64-671	2TB

2.5 Support Equipment

For Test Site No: CO01-CB

Support Equipment				
No.	**Equipment**	**Brand Name**	**Model Name**	**FCC ID**
1	NB	DELL	E6430	DoC
2	Flash disk3.0	ADATA	C103	DoC
3	SIM Card	DIRECTV	NA	DoC

For Test Site No: 03CH01-CB (above 1GHz)
For non-beamforming mode

Support Equipment				
No.	**Equipment**	**Brand Name**	**Model Name**	**FCC ID**
1	NB	DELL	E4300	DoC

For beamforming mode

Support Equipment				
No.	**Equipment**	**Brand Name**	**Model Name**	**FCC ID**
1	NB	DELL	E4300	DoC
2	NB	DELL	E4300	DoC
3	RX Device	AT&T DIRECTV	HS17-100	G95HS17

For Test Site No: TH01-CB

Support Equipment				
No.	**Equipment**	**Brand Name**	**Model Name**	**FCC ID**
1	NB	DELL	E4300	DoC

2.6 Test Setup Diagram

Test Setup Diagram – AC Line Conducted Emission Test

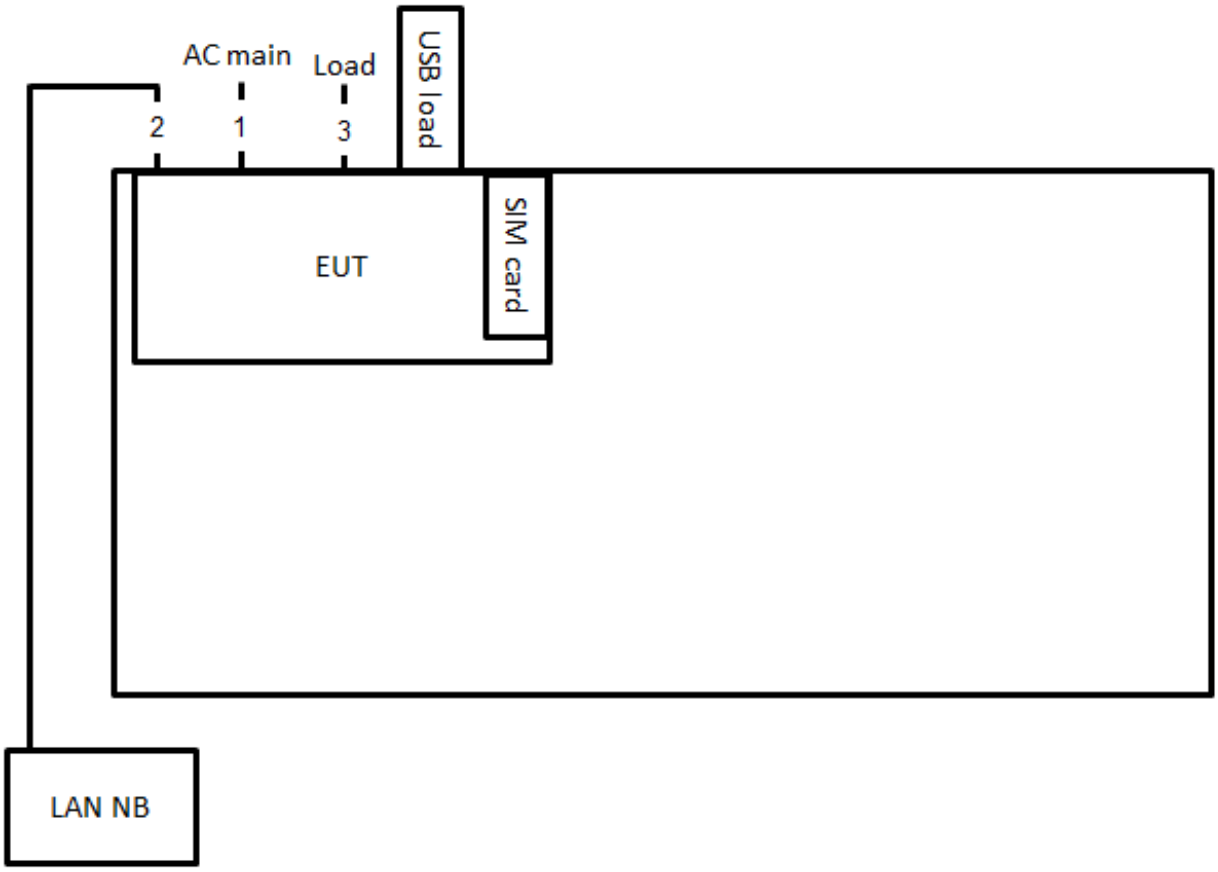

Item	Connection	Shielded	Length
1	Power cable	No	3.3m
2	RJ-45 cable	No	10m
3	Coaxial cable	Yes	1.5m

Test Setup Diagram - Radiated Test < 1GHz

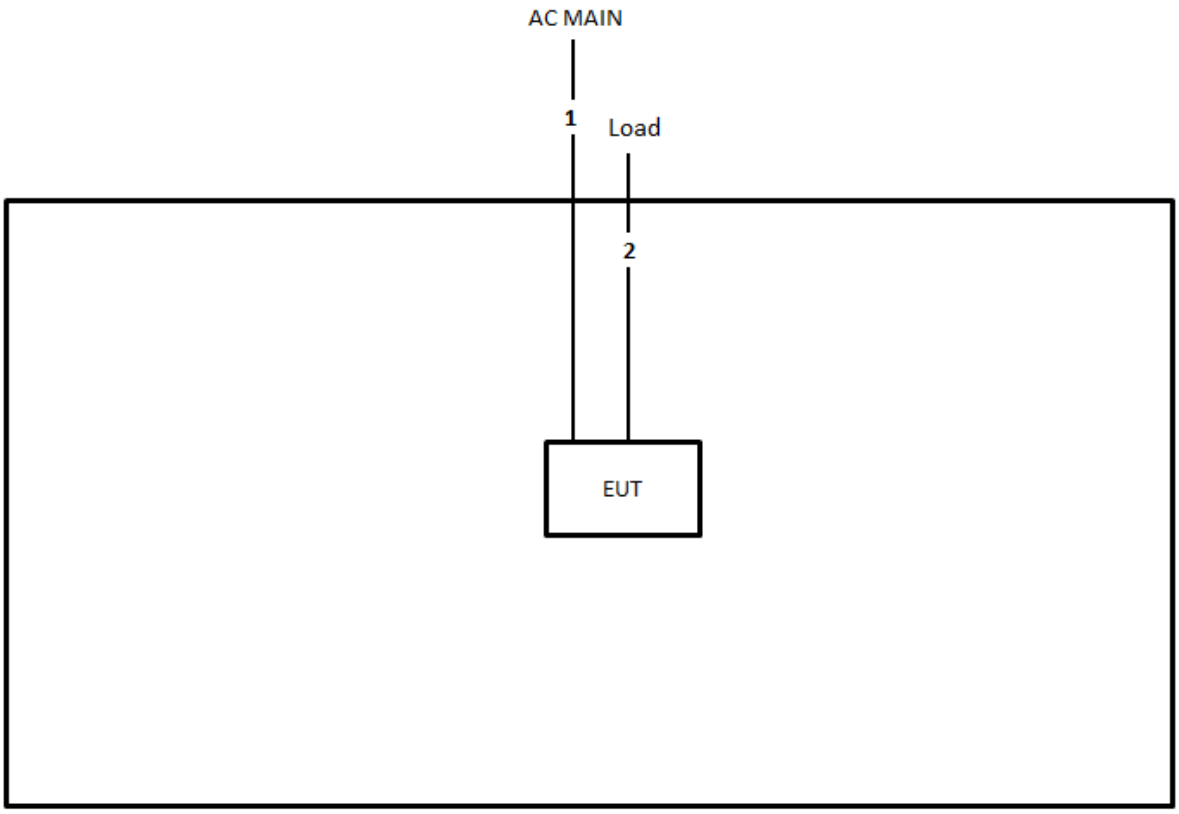

Item	Connection	Shielded	Length
1	Power cable	No	3.3m
2	Coaxial cable	Yes	10m

For non-beamforming mode

Test Setup Diagram - Radiated Test > 1GHz

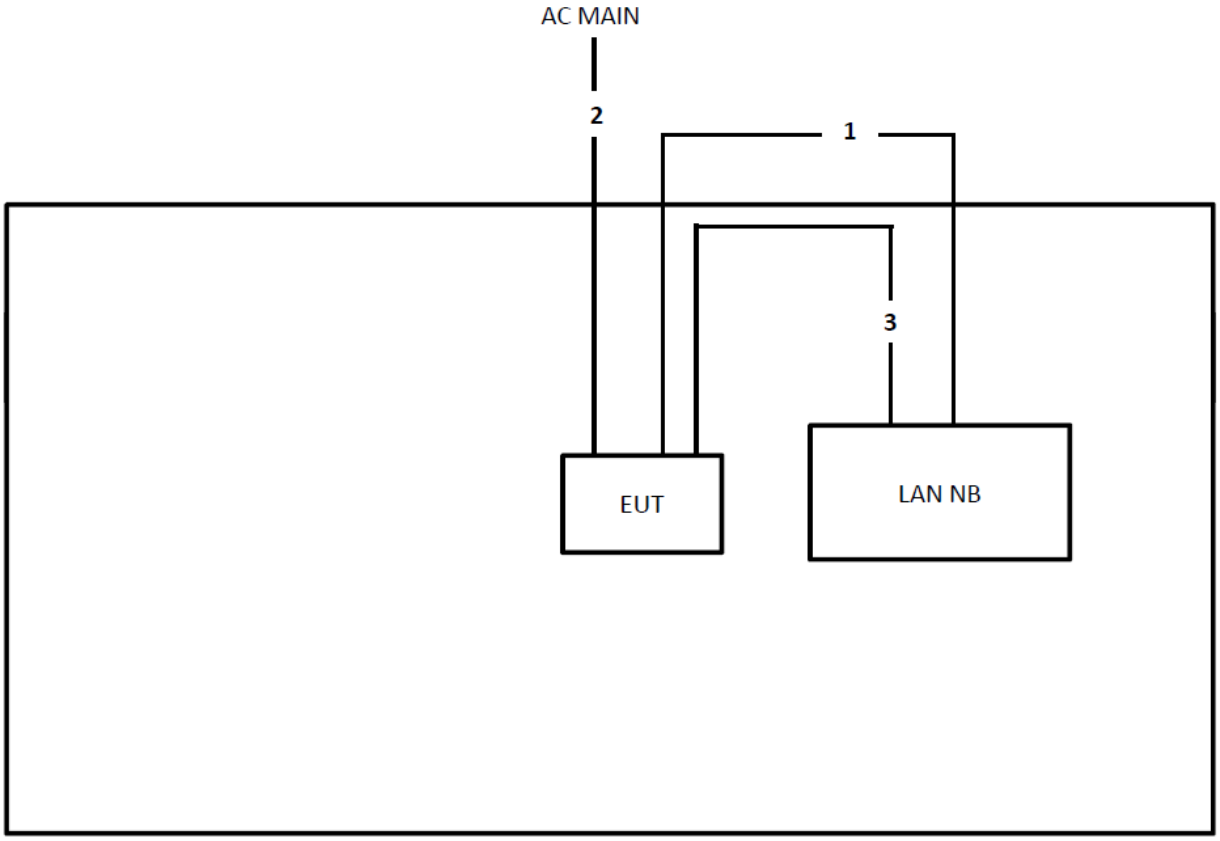

Item	Connection	Shielded	Length
1	RJ-45 cable	No	3m
2	Power cable	No	3.3m
3	Console cable	Yes	2.1m

For beamforming mode

Test Setup Diagram - Radiated Test > 1GHz

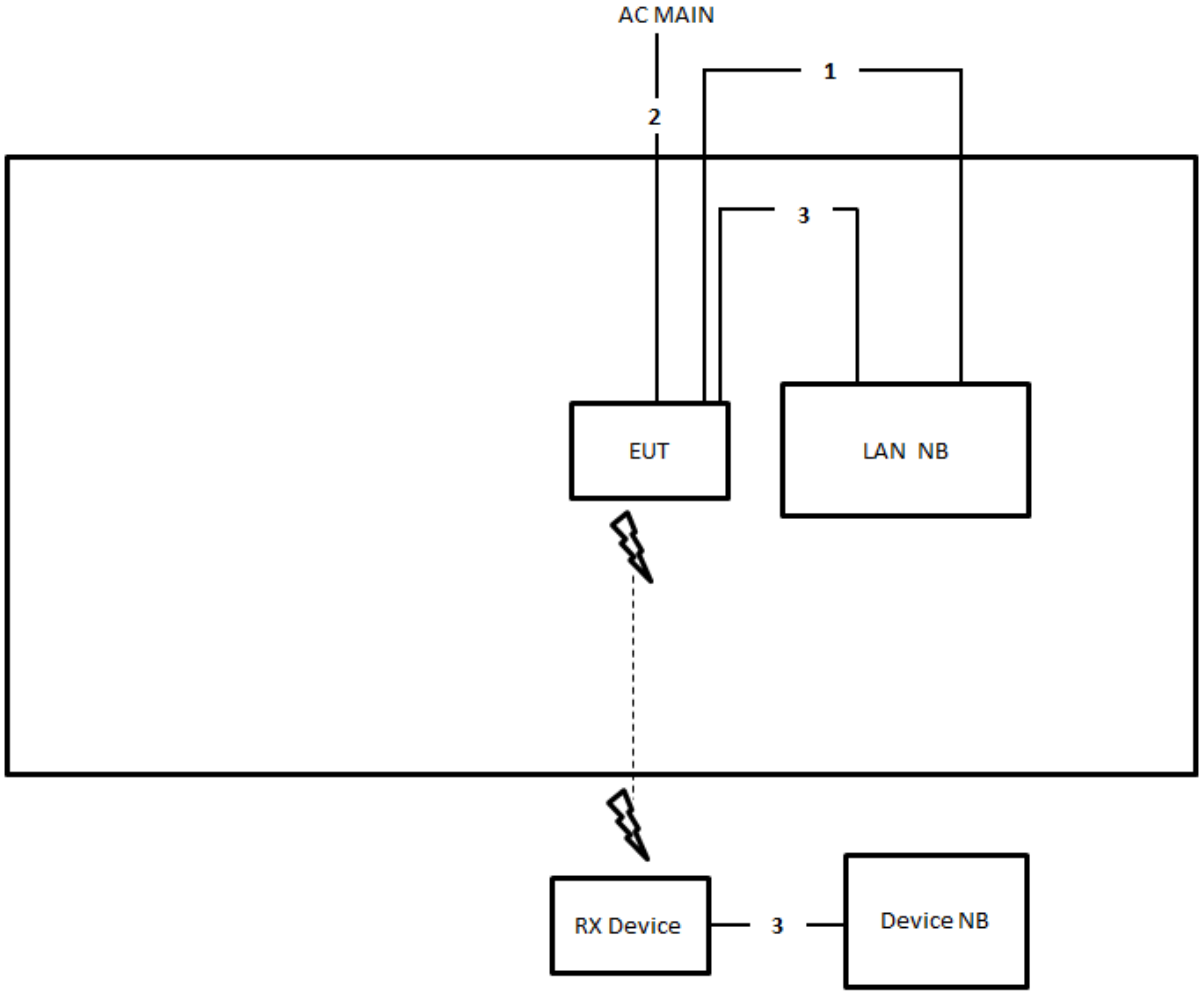

Item	Connection	Shielded	Length
1	RJ-45 cable	No	3m
2	Power cable	No	3.3m
3	RJ-45 cable	No	1.5m
4	Console cable	Yes	2.1m

3 Transmitter Test Result

3.1 AC Power-line Conducted Emissions

3.1.1 AC Power-line Conducted Emissions Limit

AC Power-line Conducted Emissions Limit		
Frequency Emission (MHz)	**Quasi-Peak**	**Average**
0.15-0.5	66 - 56 *	56 - 46 *
0.5-5	56	46
5-30	60	50
Note 1: * Decreases with the logarithm of the frequency.		

3.1.2 Measuring Instruments

Refer a test equipment and calibration data table in this test report.

3.1.3 Test Procedures

Test Method
☒ Refer as ANSI C63.10-2013, clause 6.2 for AC power-line conducted emissions.

3.1.4 Test Setup

AC Power-line Conducted Emissions

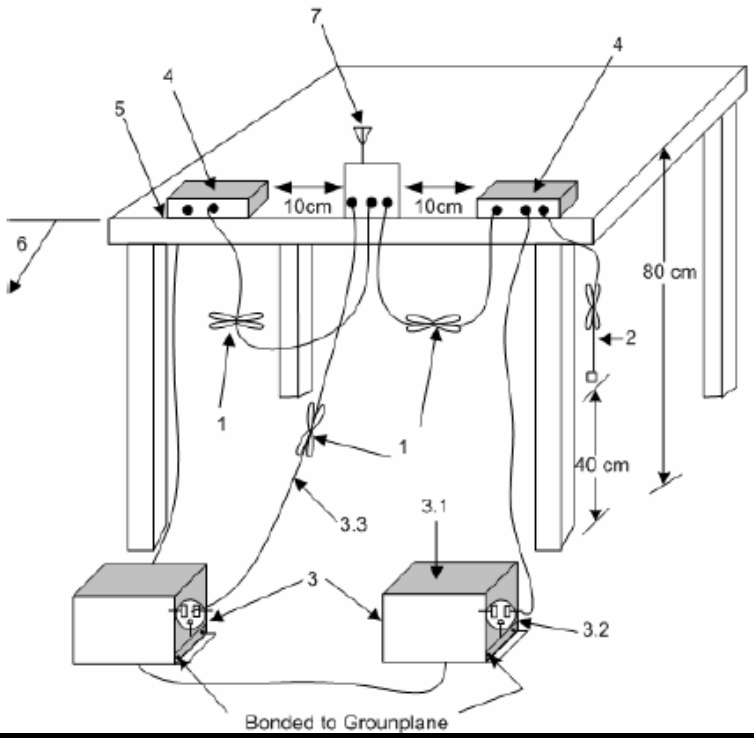

3.1.5 Test Result of AC Power-line Conducted Emissions

Refer as Appendix A

3.2 Emission Bandwidth

3.2.1 Emission Bandwidth Limit

Emission Bandwidth Limit	
UNII Devices	
☒	For the 5.15-5.25 GHz band, N/A
☐	For the 5.25-5.35 GHz band, the maximum conducted output power shall not exceed the lesser of 250 mW or 11 dBm + 10 log B, where B is the 26 dB emission bandwidth in MHz.
☐	For the 5.47-5.725 GHz band, the maximum conducted output power shall not exceed the lesser of 250 mW or 11 dBm + 10 log B, where B is the 26 dB emission bandwidth in MHz.
☒	For the 5.725-5.85 GHz band, 6 dB emission bandwidth ≥ 500kHz.
LE-LAN Devices	
☐	For the band 5.15-5.25 GHz, the maximum e.i.r.p. shall not exceed 200 mW or 10 + 10 log B, dBm, whichever power is less. B is the 99% emission bandwidth in MHz.
☐	For the 5.25-5.35 GHz band, the maximum e.i.r.p. shall not exceed 1.0 W or 17 + 10 log B, dBm, whichever power is less. B is the 99% emission bandwidth in MHz
☐	For the 5.47-5.6 GHz band and 5.65-5.725 GHz band, the maximum e.i.r.p. shall not exceed 1.0 W or 17 + 10 log B, dBm, whichever power is less. B is the 99% emission bandwidth in MHz
☐	For the 5.725-5.85 GHz band, 6 dB emission bandwidth ≥ 500kHz.

3.2.2 Measuring Instruments

Refer a test equipment and calibration data table in this test report.

3.2.3 Test Procedures

Test Method		
▪	For the emission bandwidth shall be measured using one of the options below:	
	☒	Refer as FCC KDB 789033, clause C for EBW and clause D for OBW measurement.
	☐	Refer as ANSI C63.10, clause 6.9.1 for occupied bandwidth testing.
	☒	Refer as IC RSS-Gen, clause 4.6 for bandwidth testing.

3.2.4 Test Setup

Emission Bandwidth



3.2.5 Test Result of Emission Bandwidth

Refer as Appendix B

3.3 Maximum Conducted Output Power

3.3.1 Maximum Conducted Output Power Limit

Maximum Conducted Output Power Limit	
UNII Devices	
☒	For the 5.15-5.25 GHz band:
	▪ Outdoor AP: the maximum conducted output power (P_{Out}) shall not exceed the lesser of 1 W. If G_{TX} > 6 dBi, then P_{Out} = 30 – (G_{TX} – 6). e.i.r.p. at any elevation angle above 30 degrees ≤ 125mW [21dBm]
	▪ Indoor AP: the maximum conducted output power (P_{Out}) shall not exceed the lesser of 1 W. If G_{TX} > 6 dBi, then P_{Out} = 30 – (G_{TX} – 6)
	▪ Point-to-point AP: the maximum conducted output power (P_{Out}) shall not exceed the lesser of 1 W If G_{TX} > 23 dBi, then P_{Out} = 30 – (G_{TX} – 23).
	▪ Mobile or Portable Client: the maximum conducted output power (P_{Out}) shall not exceed the lesser of 250 mW. If G_{TX} > 6 dBi, then P_{Out} = 24 – (G_{TX} – 6).
☐	For the 5.25-5.35 GHz band, the maximum conducted output power (P_{Out}) shall not exceed the lesser of 250 mW or 11 dBm + 10 log B, where B is the 26 dB emission bandwidth in MHz. If G_{TX} > 6 dBi, then P_{Out} = 24 – (G_{TX} – 6).
☐	For the 5.47-5.725 GHz band, the maximum conducted output power (P_{Out}) shall not exceed the lesser of 250 mW or 11 dBm + 10 log B, where B is the 26 dB emission bandwidth in MHz. If G_{TX} > 6 dBi, then P_{Out} = 24 – (G_{TX} – 6).
☒	For the 5.725-5.85 GHz band:
	▪ Point-to-multipoint systems (P2M): the maximum conducted output power (P_{Out}) shall not exceed the lesser of 1 W. If G_{TX} > 6 dBi, then P_{Out} = 30 – (G_{TX} – 6).
	▪ Point-to-point systems (P2P): the maximum conducted output power (P_{Out}) shall not exceed the lesser of 1 W.
LE-LAN Devices	
☐	For the 5.15-5.25 GHz band, the maximum e.i.r.p. shall not exceed 200 mW or 10 + 10 log B, dBm, whichever power is less. B is the 99% emission bandwidth in MHz.
☐	For the 5.25-5.35 GHz band, the maximum e.i.r.p. shall not exceed 1.0 W or 17 + 10 log B, dBm, whichever power is less. B is the 99% emission bandwidth in MHz
☐	For the 5.47-5.6 GHz band and 5.65-5.725 GHz band, the maximum e.i.r.p. shall not exceed 1.0 W or 17 + 10 log B, dBm, whichever power is less. B is the 99% emission bandwidth in MHz
☐	For the 5.725-5.85 GHz band:
	▪ Point-to-multipoint systems (P2M): the maximum conducted output power (P_{Out}) shall not exceed the lesser of 1 W. If G_{TX} > 6 dBi, then P_{Out} = 30 – (G_{TX} – 6).
	▪ Point-to-point systems (P2P): the maximum conducted output power (P_{Out}) shall not exceed the lesser of 1 W.
P_{Out} = maximum conducted output power in dBm, **G_{TX}** = the maximum transmitting antenna directional gain in dBi.	

3.3.2 Measuring Instruments

Refer a test equipment and calibration data table in this test report.

3.3.3 Test Procedures

Test Method	
▪ Maximum Conducted Output Power	
	[duty cycle ≥ 98% or external video / power trigger]
	☐ Refer as FCC KDB 789033, clause E Method SA-1 (spectral trace averaging).
	☐ Refer as FCC KDB 789033, clause E Method SA-1 Alt. (RMS detection with slow sweep speed)
	duty cycle < 98% and average over on/off periods with duty factor
	☐ Refer as FCC KDB 789033, clause E Method SA-2 (spectral trace averaging).
	☐ Refer as FCC KDB 789033, clause E Method SA-2 Alt. (RMS detection with slow sweep speed)
	Wideband RF power meter and average over on/off periods with duty factor
	☒ Refer as FCC KDB 789033, clause E Method PM-G (using an RF average power meter).
▪ For conducted measurement.	
	▪ If the EUT supports multiple transmit chains using options given below: Refer as FCC KDB 662911, In-band power measurements. Using the measure-and-sum approach, measured all transmit ports individually. Sum the power (in linear power units e.g., mW) of all ports for each individual sample and save them.
	▪ If multiple transmit chains, EIRP calculation could be following as methods: $P_{total} = P_1 + P_2 + \ldots + P_n$ (calculated in linear unit [mW] and transfer to log unit [dBm]) $EIRP_{total} = P_{total} + DG$

3.3.4 Test Setup

RF Output Power (Power Meter)
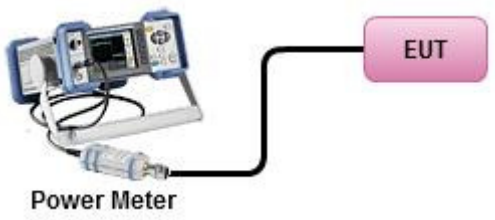

3.3.5 Test Result of Maximum Conducted Output Power

Refer as Appendix C

3.4 Peak Power Spectral Density

3.4.1 Peak Power Spectral Density Limit

Peak Power Spectral Density Limit	
UNII Devices	
☒	For the 5.15-5.25 GHz band:
	▪ Outdoor AP: the peak power spectral density (PPSD) shall not exceed the lesser of 17dBm/MHz. If G_{TX} > 6 dBi, then P_{Out} = 17 – (G_{TX} – 6).
	▪ Indoor AP: the peak power spectral density (PPSD) shall not exceed the lesser of 17dBm/MHz. If G_{TX} > 6 dBi, then P_{Out} = 17 – (G_{TX} – 6).
	▪ Point-to-point AP: the peak power spectral density (PPSD) shall not exceed the lesser of 17dBm/MHz. If G_{TX} > 23 dBi, then P_{Out} = 17 – (G_{TX} – 23).
	▪ Mobile or Portable Client: the peak power spectral density (PPSD) ≤ 11 dBm/MHz. If G_{TX} > 6 dBi, then PPSD= 11 – (G_{TX} – 6)..
☐	For the 5.25-5.35 GHz band, the peak power spectral density (PPSD) ≤ 11 dBm/MHz. If G_{TX} > 6 dBi, then PPSD= 11 – (G_{TX} – 6).
☐	For the 5.47-5.725 GHz band, the peak power spectral density (PPSD) ≤ 11 dBm/MHz. If G_{TX} > 6 dBi, then PPSD= 11 – (G_{TX} – 6).
☒	For the 5.725-5.85 GHz band:
	▪ Point-to-multipoint systems (P2M): the peak power spectral density (PPSD) ≤ 30 dBm/500kHz. If G_{TX} > 6 dBi, then PPSD= 30 – (G_{TX} – 6).
	▪ Point-to-point systems (P2P): the peak power spectral density (PPSD) ≤ 30 dBm/500kHz.
LE-LAN Devices	
☐	For the 5.15-5.25 GHz band, the peak power spectral density (PPSD) ≤ 4 dBm/MHz and the e.i.r.p. peak power spectral density (PPSD) ≤ 10 dBm/MHz.
☐	For the 5.25-5.35 GHz band, the peak power spectral density (PPSD) ≤ 11 dBm/MHz and the e.i.r.p. peak power spectral density (PPSD) ≤ 17 dBm/MHz.
	▪ e.i.r.p. greater than 200 mW shall comply with the following e.i.r.p. at different elevations, where θ is the angle above the local horizontal plane (of the Earth) as shown below: -13 dBW/MHz for 0° ≤ θ < 8° ; -13 − 0.716 (θ-8) dBW/MHz for 8° ≤ θ < 40° -35.9 − 1.22 (θ-40) dBW/MHz for 40° ≤ θ ≤ 45° ; -42 dBW/MHz for θ > 45°
☐	For the 5.47-5.6 GHz band and 5.65-5.725 GHz band, the peak power spectral density (PPSD) ≤ 11 dBm/MHz and the e.i.r.p. peak power spectral density (PPSD) ≤ 17 dBm/MHz.
☐	For the 5.725-5.85 GHz band:
	▪ Point-to-multipoint systems (P2M): the peak power spectral density (PPSD) ≤ 30 dBm/500kHz. If G_{TX} > 6 dBi, then PPSD= 30 – (G_{TX} – 6).
	▪ Point-to-point systems (P2P): the peak power spectral density (PPSD) ≤ 30 dBm/500kHz.
PPSD = peak power spectral density that he same method as used to determine the conducted output power shall be used to determine the power spectral density. And power spectral density in dBm/MHz **G_{TX}** = the maximum transmitting antenna directional gain in dBi.	

3.4.2 Measuring Instruments

Refer a test equipment and calibration data table in this test report.

3.4.3 Test Procedures

Test Method			
▪ Peak power spectral density procedures that the same method as used to determine the conducted output power shall be used to determine the peak power spectral density and use the peak search function on the spectrum analyzer to find the peak of the spectrum. For the peak power spectral density shall be measured using below options:			
	☐ Refer as FCC KDB 789033, F)5) power spectral density can be measured using resolution bandwidths < 1 MHz provided that the results are integrated over 1 MHz bandwidth		
	[duty cycle ≥ 98% or external video / power trigger]		
	☒ Refer as FCC KDB 789033, clause E Method SA-1 (spectral trace averaging).		
	☐ Refer as FCC KDB 789033, clause E Method SA-1 Alt. (RMS detection with slow sweep speed)		
	duty cycle < 98% and average over on/off periods with duty factor		
	☒ Refer as FCC KDB 789033, clause E Method SA-2 (spectral trace averaging).		
	☐ Refer as FCC KDB 789033, clause E Method SA-2 Alt. (RMS detection with slow sweep speed)		
▪ For conducted measurement.			
	▪ If the EUT supports multiple transmit chains using options given below:		
		☒ Option 1: Measure and sum the spectra across the outputs. Refer as FCC KDB 662911, In-band power spectral density (PSD). Sample all transmit ports simultaneously using a spectrum analyzer for each transmit port. Where the trace bin-by-bin of each transmit port summing can be performed. (i.e., in the first spectral bin of output 1 is summed with that in the first spectral bin of output 2 and that from the first spectral bin of output 3, and so on up to the NTX output to obtain the value for the first frequency bin of the summed spectrum.). Add up the amplitude (power) values for the different transmit chains and use this as the new data trace.	
		☐ Option 2: Measure and sum spectral maxima across the outputs. With this technique, spectra are measured at each output of the device at the required resolution bandwidth. The maximum value (peak) of each spectrum is determined. These maximum values are then summed mathematically in linear power units across the outputs. These operations shall be performed separately over frequency spans that have different out-of-band or spurious emission limits,	
		☐ Option 3: Measure and add 10 log(N) dB, where N is the number of transmit chains. Refer as FCC KDB 662911, In-band power spectral density (PSD). Performed at each transmit chains and each transmit chains shall be compared with the limit have been reduced with 10 log(N). Or each transmit chains shall be add 10 log(N) to compared with the limit.	
	▪	If multiple transmit chains, EIRP PPSD calculation could be following as methods: $PPSD_{total} = PPSD_1 + PPSD_2 + \ldots + PPSD_n$ (calculated in linear unit [mW] and transfer to log unit [dBm]) $EIRP_{total} = PPSD_{total} + DG$	

3.4.4 Test Setup

Power Spectral Density

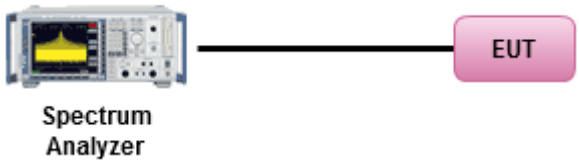

3.4.5 Test Result of Peak Power Spectral Density

Refer as Appendix D

3.5 Unwanted Emissions

3.5.1 Transmitter Radiated Unwanted Emissions Limit

Unwanted emissions below 1 GHz and restricted band emissions above 1GHz limit			
Frequency Range (MHz)	**Field Strength (uV/m)**	**Field Strength (dBuV/m)**	**Measure Distance (m)**
0.009~0.490	2400/F(kHz)	48.5 - 13.8	300
0.490~1.705	24000/F(kHz)	33.8 - 23	30
1.705~30.0	30	29	30
30~88	100	40	3
88~216	150	43.5	3
216~960	200	46	3
Above 960	500	54	3

Note 1: Test distance for frequencies at or above 30 MHz, measurements may be performed at a distance other than the limit distance provided they are not performed in the near field and the emissions to be measured can be detected by the measurement equipment. When performing measurements at a distance other than that specified, the results shall be extrapolated to the specified distance using an extrapolation factor of 20 dB/decade (inverse of linear distance for field-strength measurements, inverse of linear distance-squared for power-density measurements).

Note 2: Test distance for frequencies at below 30 MHz, measurements may be performed at a distance closer than the EUT limit distance; however, an attempt should be made to avoid making measurements in the near field. When performing measurements below 30 MHz at a closer distance than the limit distance, the results shall be extrapolated to the specified distance by either making measurements at a minimum of two or more distances on at least one radial to determine the proper extrapolation factor or by using the square of an inverse linear distance extrapolation factor (40 dB/decade). The test report shall specify the extrapolation method used to determine compliance of the EUT.

Un-restricted band emissions above 1GHz Limit	
Operating Band	**Limit**
5.15 - 5.25 GHz	e.i.r.p. -27 dBm [68.2 dBuV/m@3m]
5.25 - 5.35 GHz	e.i.r.p. -27 dBm [68.2 dBuV/m@3m]
5.47 - 5.725 GHz	e.i.r.p. -27 dBm [68.2 dBuV/m@3m]
5.725 - 5.85 GHz	all emissions shall be limited to a level of -27 dBm/MHz at 75 MHz or more above or below the band edge increasing linearly to 10 dBm/MHz at 25 MHz above or below the band edge, and from 25 MHz above or below the band edge increasing linearly to a level of 15.6 dBm/MHz at 5 MHz above or below the band edge, and from 5 MHz above or below the band edge increasing linearly to a level of 27 dBm/MHz at the band edge.

Note 1: Measurements may be performed at a distance other than the limit distance provided they are not performed in the near field and the emissions to be measured can be detected by the measurement equipment. When performing measurements at a distance other than that specified, the results shall be extrapolated to the specified distance using an extrapolation factor of 20 dB/decade (inverse of linear distance for field-strength measurements, inverse of linear distance-squared for power-density measurements).

3.5.2 Measuring Instruments

Refer a test equipment and calibration data table in this test report.

3.5.3 Test Procedures

Test Method			
▪ Measurements may be performed at a distance other than the limit distance provided they are not performed in the near field and the emissions to be measured can be detected by the measurement equipment. Measurements shall not be performed at a distance greater than 30 m for frequencies above 30 MHz, unless it can be further demonstrated that measurements at a distance of 30 m or less are impractical. When performing measurements at a distance other than that specified, the results shall be extrapolated to the specified distance using an extrapolation factor of 20 dB/decade (inverse of linear distance for field-strength measurements, inverse of linear distance-squared for power-density measurements).			
▪ The average emission levels shall be measured in [duty cycle ≥ 98 or duty factor].			
▪ For the transmitter unwanted emissions shall be measured using following options below:			
	▪ Refer as FCC KDB 789033, clause H)2) for unwanted emissions into non-restricted bands.		
	▪ Refer as FCC KDB 789033, clause H)1) for unwanted emissions into restricted bands.		
		☐ Refer as FCC KDB 789033, H)6) Method AD (Trace Averaging).	
		☒ Refer as FCC KDB 789033, H)6) Method VB (Reduced VBW).	
		☐ Refer as ANSI C63.10, clause 4.2.3.2.3 (Reduced VBW). VBW ≥ 1/T, where T is pulse time.	
		☐ Refer as ANSI C63.10, clause 4.2.3.2.4 average value of pulsed emissions.	
		☒ Refer as FCC KDB 789033, clause H)5) measurement procedure peak limit.	
		☐ Refer as ANSI C63.10, clause 4.2.3.2.2 measurement procedure peak limit.	
▪ For radiated measurement.			
	▪ Refer as ANSI C63.10, clause 6.4 for radiated emissions below 30 MHz and test distance is 3m.		
	▪ Refer as ANSI C63.10, clause 6.5 for radiated emissions 30 MHz to 1 GHz and test distance is 3m.		
	▪ Refer as ANSI C63.10, clause 6.6 for radiated emissions above 1GHz.		
▪ The any unwanted emissions level shall not exceed the fundamental emission level.			
▪ All amplitude of spurious emissions that are attenuated by more than 20 dB below the permissible value has no need to be reported.			

3.5.4 Test Setup

Transmitter Radiated Unwanted Emissions

9kHz ~30MHz

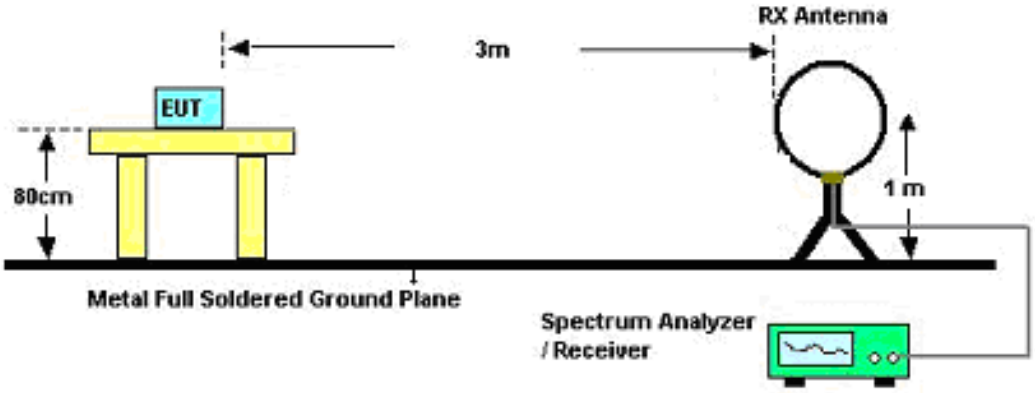

30MHz~1GHz

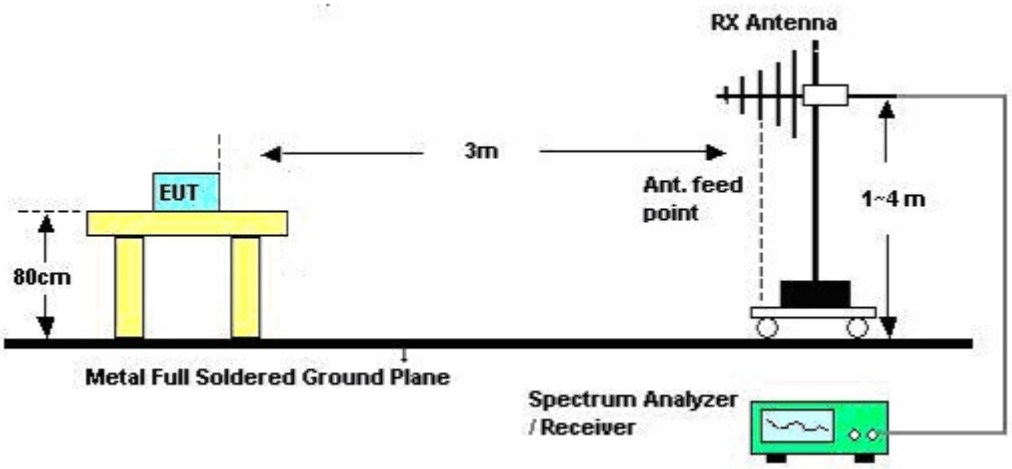

Above 1GHz

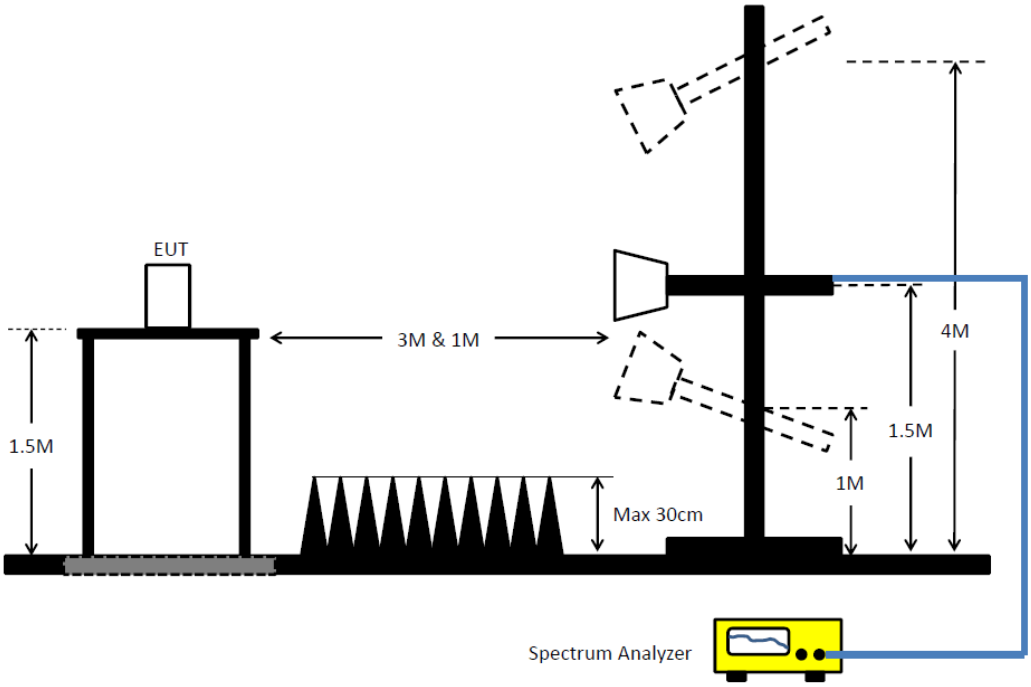

3.5.5 Transmitter Unwanted Emissions (Below 30MHz)

All amplitude of spurious emissions that are attenuated by more than 20 dB below the permissible value has no need to be reported.

3.5.6 Test Result of Transmitter Unwanted Emissions

Refer as Appendix E

3.6 Frequency Stability

3.6.1 Frequency Stability Limit

Frequency Stability Limit
UNII Devices
▪ In-band emission is maintained within the band of operation under all conditions of normal operation as specified in the user's manual.
LE-LAN Devices
▪ N/A
IEEE Std. 802.11
▪ The transmitter center frequency tolerance shall be ± 20 ppm maximum for the 5 GHz band and ± 25 ppm maximum for the 2.4 GHz band.

3.6.2 Measuring Instruments

Refer a test equipment and calibration data table in this test report.

3.6.3 Test Procedures

Test Method	
▪ Refer as ANSI C63.10, clause 6.8 for frequency stability tests	
	▪ Frequency stability with respect to ambient temperature
	▪ Frequency stability when varying supply voltage
	▪ Extreme temperature is -30˚C~50˚C.

3.6.4 Test Setup

Frequency Stability

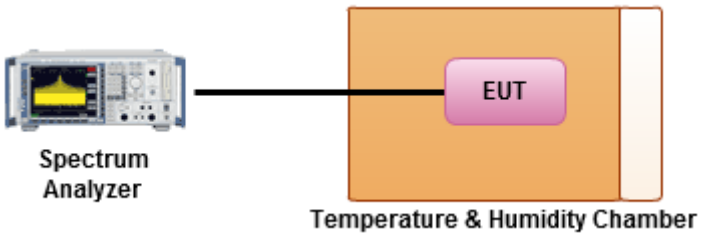

3.6.5 Test Result of Frequency Stability

Refer as Appendix F

4 Test Equipment and Calibration Data

Instrument	Manufacturer	Model No.	Serial No.	Characteristics	Calibration Date	Remark
EMI Receiver	Agilent	N9038A	My52260123	9kHz ~ 8.45GHz	Jan. 27, 2016	Conduction (CO01-CB)
LISN	F.C.C.	FCC-LISN-50-16-2	04083	150kHz ~ 100MHz	Dec. 08, 2015	Conduction (CO01-CB)
LISN	Schwarzbeck	NSLK 8127	8127647	9kHz ~ 30MHz	Dec. 23, 2015	Conduction (CO01-CB)
COND Cable	Woken	Cable	01	150kHz ~ 30MHz	May 24, 2016	Conduction (CO01-CB)
Software	Audix	E3	6.120210n	-	N.C.R.	Conduction (CO01-CB)
BILOG ANTENNA with 6dB Attenator	TESEQ & EMCI	CBL6112D & N-6-06	37880 & AT-N0609	20MHz ~ 2GHz	Aug. 30, 2016	Radiation (03CH01-CB)
Horn Antenna	ETS・Lindgren	3115	6821	750MHz~18GHz	Feb. 24, 2016	Radiation (03CH01-CB)
Horn Antenna	Schwarzbeck	BBHA 9170	BBHA9170252	15GHz ~ 40GHz	Jul. 25, 2016	Radiation (03CH01-CB)
Pre-Amplifier	Agilent	8447D	2944A10991	0.1MHz ~ 1.3GHz	Mar. 15, 2016	Radiation (03CH01-CB)
Pre-Amplifier	Agilent	8449B	3008A02310	1GHz ~ 26.5GHz	Jan. 18, 2016	Radiation (03CH01-CB)
Pre-Amplifier	MITEQ	TTA1840-35-HG	1864479	18GHz ~ 40GHz	Jun. 28, 2016	Radiation (03CH01-CB)
Spectrum Analyzer	R&S	FSP-40	100019	9kHz ~ 40GHz	Apr. 21, 2016	Radiation (03CH01-CB)
EMI Test	R&S	ESCS	100355	9kHz ~ 2.75GHz	May 16, 2016	Radiation (03CH01-CB)
RF Cable-low	Woken	Low Cable-1	N/A	30 MHz ~ 1 GHz	Oct. 24, 2016	Radiation (03CH01-CB)
RF Cable-high	Woken	High Cable-16	N/A	1 GHz ~ 18 GHz	Oct. 24, 2016	Radiation (03CH01-CB)
RF Cable-high	Woken	High Cable-17	N/A	1 GHz ~ 18 GHz	Oct. 24, 2016	Radiation (03CH01-CB)
RF Cable-high	Woken	High Cable-40G-1	N/A	18GHz ~ 40 GHz	Oct. 24, 2016	Radiation (03CH01-CB)
RF Cable-high	Woken	High Cable-40G-2	N/A	18GHz ~ 40 GHz	Oct. 24, 2016	Radiation (03CH01-CB)
Test Software	Audix	E3	6.2009-I0-7	N/A	N/A	Radiation (03CH01-CB)
Spectrum analyzer	R&S	FSV40	100979	9kHz~40GHz	Dec. 09, 2015	Conducted (TH01-CB)

Instrument	Manufacturer	Model No.	Serial No.	Characteristics	Calibration Date	Remark
Temp. and Humidity Chamber	Ten Billion	TTH-D3SP	TBN-931011	-30~100 degree	Jun. 03, 2016	Conducted (TH01-CB)
RF Cable-high	Woken	RG402	High Cable-6	1 GHz – 26.5 GHz	Oct. 24, 2016	Conducted (TH01-CB)
RF Cable-high	Woken	RG402	High Cable-7	1 GHz – 26.5 GHz	Oct. 24, 2016	Conducted (TH01-CB)
RF Cable-high	Woken	RG402	High Cable-8	1 GHz – 26.5 GHz	Oct. 24, 2016	Conducted (TH01-CB)
RF Cable-high	Woken	RG402	High Cable-9	1 GHz – 26.5 GHz	Oct. 24, 2016	Conducted (TH01-CB)
RF Cable-high	Woken	RG402	High Cable-10	1 GHz – 26.5 GHz	Oct. 24, 2016	Conducted (TH01-CB)
Cable	Marvelous Microwave	n/a	Cable-REF-1	9k-1GHz	Oct. 21, 2016	Conducted (TH01-CB)
Power Sensor	Agilent	U2021XA	MY54320014	50MHz~18GHz	Apr. 20, 2016	Conducted (TH01-CB)

Note: Calibration Interval of instruments listed above is one year.

N.C.R. means Non-Calibration required.

AC Power-line Conducted Emissions Result			
Operating Mode	3	**Power Phase**	Neutral
Operating Function	CTX - WLAN 5GHz function		

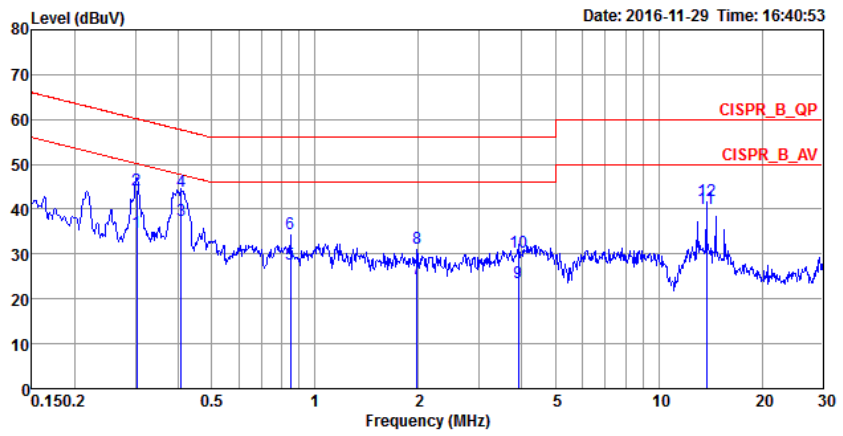

	Freq	Level	Over Limit	Limit Line	Read Level	LISN Factor	Cable Loss	Pol/Phase	Remark
	MHz	dBuV	dB	dBuV	dBuV	dB	dB		
1	0.3035	34.88	-15.27	50.15	24.88	9.92	0.08	NEUTRAL	Average
2	0.3035	44.14	-16.01	60.15	34.14	9.92	0.08	NEUTRAL	QP
3	0.4083	37.43	-10.25	47.68	27.49	9.92	0.02	NEUTRAL	Average
4	0.4083	44.06	-13.62	57.68	34.12	9.92	0.02	NEUTRAL	QP
5	0.8483	27.66	-18.34	46.00	17.13	9.93	0.60	NEUTRAL	Average
6	0.8483	34.56	-21.44	56.00	24.03	9.93	0.60	NEUTRAL	QP
7	1.9801	24.44	-21.56	46.00	14.41	9.96	0.07	NEUTRAL	Average
8	1.9801	31.37	-24.63	56.00	21.34	9.96	0.07	NEUTRAL	QP
9	3.9014	23.63	-22.37	46.00	13.55	9.99	0.09	NEUTRAL	Average
10	3.9014	30.45	-25.55	56.00	20.37	9.99	0.09	NEUTRAL	QP
11	13.7800	40.29	-9.71	50.00	29.88	10.21	0.20	NEUTRAL	Average
12	13.7800	42.04	-17.96	60.00	31.63	10.21	0.20	NEUTRAL	QP

Note 1: “>20dB” means emission levels that exceed the level of 20 dB below the applicable limit.
Note 2: “N/F” means Nothing Found emissions (No emissions were detected.)

AC Power-line Conducted Emissions Result			
Operating Mode	3	**Power Phase**	Line
Operating Function	CTX - WLAN 5GHz function		

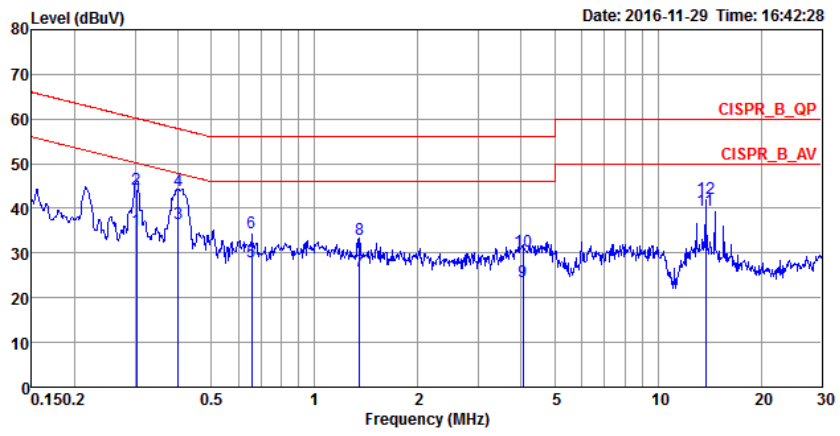

	Freq	Level	Over Limit	Limit Line	Read Level	LISN Factor	Cable Loss	Pol/Phase	Remark
	MHz	dBuV	dB	dBuV	dBuV	dB	dB		
1	0.3035	35.13	-15.02	50.15	25.13	9.92	0.08	LINE	Average
2	0.3035	44.30	-15.85	60.15	34.30	9.92	0.08	LINE	QP
3	0.3997	36.48	-11.38	47.86	26.55	9.92	0.01	LINE	Average
4	0.3997	43.86	-14.00	57.86	33.93	9.92	0.01	LINE	QP
5	0.6543	27.93	-18.07	46.00	17.60	9.93	0.40	LINE	Average
6	0.6543	34.58	-21.42	56.00	24.25	9.93	0.40	LINE	QP
7	1.3521	26.10	-19.90	46.00	15.71	9.95	0.44	LINE	Average
8	1.3521	32.96	-23.04	56.00	22.57	9.95	0.44	LINE	QP
9	4.0489	23.75	-22.25	46.00	13.67	9.99	0.09	LINE	Average
10	4.0489	30.51	-25.49	56.00	20.43	9.99	0.09	LINE	QP
11	13.7793	39.67	-10.33	50.00	29.26	10.21	0.20	LINE	Average
12	13.7793	42.32	-17.68	60.00	31.91	10.21	0.20	LINE	QP

Note 1: “>20dB” means emission levels that exceed the level of 20 dB below the applicable limit.
Note 2: “N/F” means Nothing Found emissions (No emissions were detected.)

Summary

Mode	Max-N dB (Hz)	Max-OBW (Hz)	ITU-Code	Min-N dB (Hz)	Min-OBW (Hz)
5.2G;VHT20;Nss1,(M0);Ntx4	25.325M	18.05M	18M0D1D	24.6M	17.9M
5.8G;VHT20;Nss1,(M0);Ntx4	17.775M	18M	18M0D1D	17.275M	17.85M
5.2G;VHT40;Nss1,(M0);Ntx4	50.1M	36.75M	36M7D1D	43.8M	36.6M
5.8G;VHT40;Nss1,(M0);Ntx4	36.35M	36.9M	36M9D1D	36.3M	36.6M
5.2G;VHT80;Nss1,(M0);Ntx4	83.3M	75.5M	75M5D1D	82.9M	75.3M
5.8G;VHT80;Nss1,(M0);Ntx4	75.1M	75.7M	75M7D1D	74.5M	75.5M
5.2G;VHT20,BF;Nss1,(M0);Ntx4	24.95M	18.075M	18M1D1D	24.375M	17.875M
5.8G;VHT20,BF;Nss1,(M0);Ntx4	17.775M	18M	18M0D1D	17.575M	17.825M
5.2G;VHT40,BF;Nss1,(M0);Ntx4	49.85M	36.8M	36M8D1D	43.75M	36.6M
5.8G;VHT40,BF;Nss1,(M0);Ntx4	36.4M	36.8M	36M8D1D	36.25M	36.55M
5.2G;VHT80,BF;Nss1,(M0);Ntx4	83.4M	75.5M	75M5D1D	82.8M	75.3M
5.8G;VHT80,BF;Nss1,(M0);Ntx4	75.4M	75.5M	75M5D1D	75M	75.4M

Result

Mode	Result	Limit (Hz)	P1-N dB (Hz)	P1-OBW (Hz)	P2-N dB (Hz)	P2-OBW (Hz)	P3-N dB (Hz)	P3-OBW (Hz)	P4-N dB (Hz)	P4-OBW (Hz)
5.2G;VHT20;Nss1,(M0);Ntx4;5180	Pass	Inf	25M	17.975M	24.625M	17.9M	24.95M	17.95M	24.6M	17.925M
5.2G;VHT20;Nss1,(M0);Ntx4;5200	Pass	Inf	25.05M	17.95M	24.675M	17.975M	25.325M	18.05M	24.65M	17.9M
5.2G;VHT20;Nss1,(M0);Ntx4;5240	Pass	Inf	25.275M	17.975M	24.625M	17.975M	24.925M	18.05M	24.625M	17.925M
5.8G;VHT20;Nss1,(M0);Ntx4;5745	Pass	500k	17.6M	17.95M	17.275M	17.925M	17.575M	17.975M	17.775M	17.975M
5.8G;VHT20;Nss1,(M0);Ntx4;5785	Pass	500k	17.6M	17.925M	17.55M	17.85M	17.6M	17.95M	17.6M	17.9M
5.8G;VHT20;Nss1,(M0);Ntx4;5825	Pass	500k	17.75M	18M	17.6M	17.9M	17.6M	17.925M	17.575M	17.875M
5.2G;VHT40;Nss1,(M0);Ntx4;5190	Pass	Inf	43.8M	36.65M	43.8M	36.7M	44M	36.65M	43.8M	36.7M
5.2G;VHT40;Nss1,(M0);Ntx4;5230	Pass	Inf	45.3M	36.6M	50.1M	36.7M	44.2M	36.6M	46.55M	36.75M
5.8G;VHT40;Nss1,(M0);Ntx4;5755	Pass	500k	36.35M	36.9M	36.35M	36.7M	36.3M	36.65M	36.35M	36.75M
5.8G;VHT40;Nss1,(M0);Ntx4;5795	Pass	500k	36.35M	36.75M	36.3M	36.65M	36.3M	36.65M	36.3M	36.6M
5.2G;VHT80;Nss1,(M0);Ntx4;5210	Pass	Inf	83.3M	75.4M	83.2M	75.5M	83.3M	75.3M	82.9M	75.4M
5.8G;VHT80;Nss1,(M0);Ntx4;5775	Pass	500k	74.7M	75.7M	74.5M	75.5M	75.1M	75.5M	74.9M	75.5M
5.2G;VHT20,BF;Nss1,(M0);Ntx4;5180	Pass	Inf	24.95M	17.975M	24.775M	17.925M	24.375M	17.95M	24.7M	17.875M
5.2G;VHT20,BF;Nss1,(M0);Ntx4;5200	Pass	Inf	24.4M	18.075M	24.575M	18.025M	24.7M	18M	24.55M	17.925M
5.2G;VHT20,BF;Nss1,(M0);Ntx4;5240	Pass	Inf	24.5M	17.975M	24.6M	17.95M	24.725M	18.025M	24.5M	17.9M
5.8G;VHT20,BF;Nss1,(M0);Ntx4;5745	Pass	500k	17.575M	17.95M	17.575M	17.9M	17.6M	18M	17.6M	17.975M
5.8G;VHT20,BF;Nss1,(M0);Ntx4;5785	Pass	500k	17.725M	17.9M	17.6M	17.9M	17.6M	17.925M	17.775M	17.875M
5.8G;VHT20,BF;Nss1,(M0);Ntx4;5825	Pass	500k	17.625M	17.975M	17.75M	17.825M	17.6M	18M	17.75M	17.9M
5.2G;VHT40,BF;Nss1,(M0);Ntx4;5190	Pass	Inf	44.1M	36.65M	44M	36.6M	43.9M	36.65M	43.75M	36.65M
5.2G;VHT40,BF;Nss1,(M0);Ntx4;5230	Pass	Inf	45M	36.75M	49.85M	36.7M	44.25M	36.7M	46.7M	36.8M
5.8G;VHT40,BF;Nss1,(M0);Ntx4;5755	Pass	500k	36.35M	36.75M	36.3M	36.7M	36.35M	36.75M	36.4M	36.6M
5.8G;VHT40,BF;Nss1,(M0);Ntx4;5795	Pass	500k	36.35M	36.8M	36.3M	36.6M	36.3M	36.75M	36.25M	36.55M
5.2G;VHT80,BF;Nss1,(M0);Ntx4;5210	Pass	Inf	83.3M	75.4M	83.1M	75.4M	83.4M	75.5M	82.8M	75.3M
5.8G;VHT80,BF;Nss1,(M0);Ntx4;5775	Pass	500k	75M	75.5M	75.1M	75.4M	75.4M	75.5M	75.1M	75.4M

EBW;Band:5.2G;VHT20;BWch:20MHz;Nss:1,(M0);Nant:4;Ch:5180MHz;TN,VN

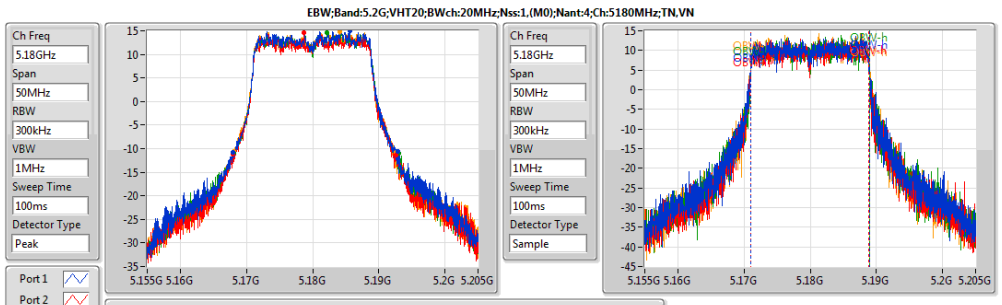

26dB(Hz)	Fl-26dB(Hz)	Fh-26dB(Hz)	OBW(Hz)	Fl-OBW(Hz)	Fh-OBW(Hz)	Limit(Hz)	Port
25M	5.16795G	5.19295G	17.975M	5.171G	5.188975G	Inf	1
24.625M	5.16795G	5.192575G	17.9M	5.171G	5.1889G	Inf	2
24.95M	5.168025G	5.192975G	17.95M	5.171G	5.18895G	Inf	3
24.6M	5.168025G	5.192625G	17.925M	5.171G	5.188925G	Inf	4

EBW;Band:5.2G;VHT20;BWch:20MHz;Nss:1,(M0);Nant:4;Ch:5200MHz;TN,VN

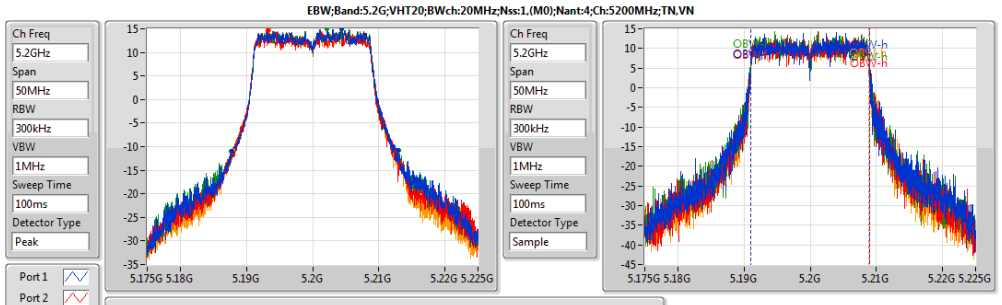

26dB(Hz)	Fl-26dB(Hz)	Fh-26dB(Hz)	OBW(Hz)	Fl-OBW(Hz)	Fh-OBW(Hz)	Limit(Hz)	Port
25.05M	5.187825G	5.212875G	17.95M	5.191G	5.20895G	Inf	1
24.675M	5.1879G	5.212575G	17.975M	5.191025G	5.209G	Inf	2
25.325M	5.1877G	5.213025G	18.05M	5.19095G	5.209G	Inf	3
24.65M	5.18795G	5.2126G	17.9M	5.190975G	5.208875G	Inf	4

EBW;Band:5.2G;VHT20;BWch:20MHz;Nss:1,(M0);Nant:4;Ch:5240MHz;TN,VN

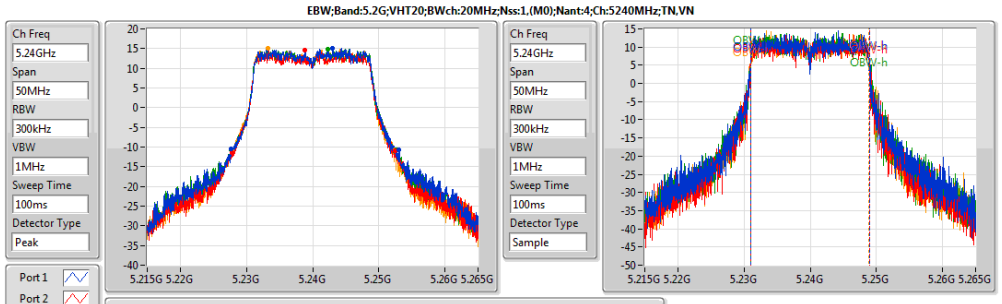

26dB(Hz)	Fl-26dB(Hz)	Fh-26dB(Hz)	OBW(Hz)	Fl-OBW(Hz)	Fh-OBW(Hz)	Limit(Hz)	Port
25.275M	5.2277G	5.252975G	17.975M	5.230975G	5.24895G	Inf	1
24.625M	5.227875G	5.2525G	17.975M	5.23095G	5.248925G	Inf	2
24.925M	5.22765G	5.252575G	18.05M	5.230975G	5.249025G	Inf	3
24.625M	5.227875G	5.2525G	17.925M	5.230975G	5.2489G	Inf	4

EBW;Band:5.8G;VHT20;BWch:20MHz;Nss:1,(M0);Nant:4;Ch:5745MHz;TN,VN

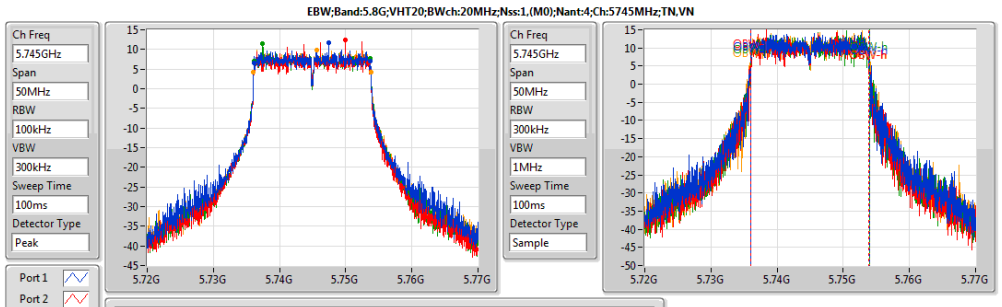

6dB(Hz)	Fl-6dB(Hz)	Fh-6dB(Hz)	OBW(Hz)	Fl-OBW(Hz)	Fh-OBW(Hz)	Limit(Hz)	Port
17.6M	5.73615G	5.75375G	17.95M	5.735975G	5.753925G	500k	1
17.275M	5.736175G	5.75345G	17.925M	5.735975G	5.7539G	500k	2
17.575M	5.73615G	5.753725G	17.975M	5.735975G	5.75395G	500k	3
17.775M	5.736075G	5.75385G	17.975M	5.73595G	5.753925G	500k	4

EBW;Band:5.8G;VHT20;BWch:20MHz;Nss:1,(M0);Nant:4;Ch:5785MHz;TN,VN

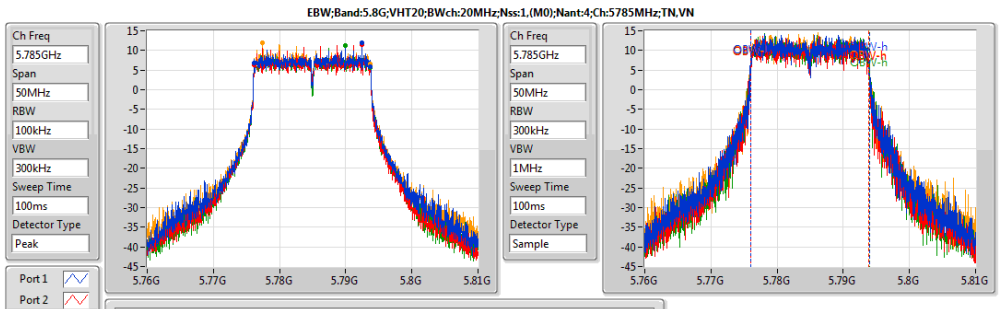

6dB(Hz)	Fl-6dB(Hz)	Fh-6dB(Hz)	OBW(Hz)	Fl-OBW(Hz)	Fh-OBW(Hz)	Limit(Hz)	Port
17.6M	5.77615G	5.79375G	17.925M	5.776G	5.793925G	500k	1
17.55M	5.776175G	5.793725G	17.85M	5.776G	5.79385G	500k	2
17.6M	5.77615G	5.79375G	17.95M	5.775975G	5.793925G	500k	3
17.6M	5.77615G	5.79375G	17.9M	5.775975G	5.793875G	500k	4

EBW;Band:5.8G;VHT20;BWch:20MHz;Nss:1,(M0);Nant:4;Ch:5825MHz;TN,VN

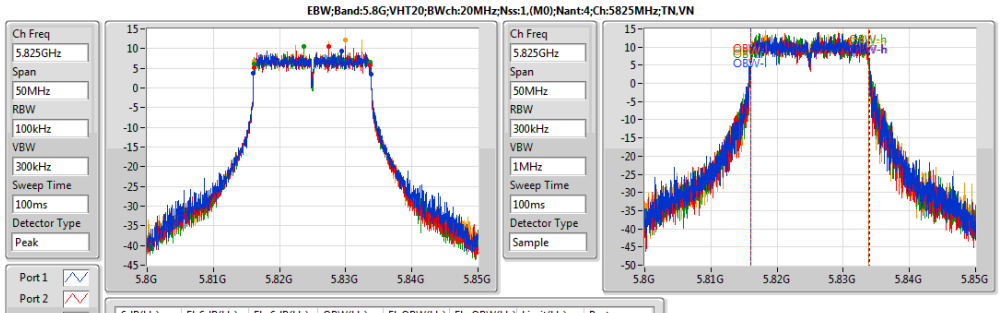

6dB(Hz)	Fl-6dB(Hz)	Fh-6dB(Hz)	OBW(Hz)	Fl-OBW(Hz)	Fh-OBW(Hz)	Limit(Hz)	Port
17.75M	5.816075G	5.833825G	18M	5.81595G	5.83395G	500k	1
17.6M	5.81615G	5.83375G	17.9M	5.816G	5.8339G	500k	2
17.6M	5.81615G	5.83375G	17.925M	5.815975G	5.8339G	500k	3
17.575M	5.816175G	5.83375G	17.875M	5.816G	5.833875G	500k	4

EBW;Band:5.2G;VHT40;BWch:40MHz;Nss:1,(M0);Nant:4;Ch:5190MHz;TN,VN

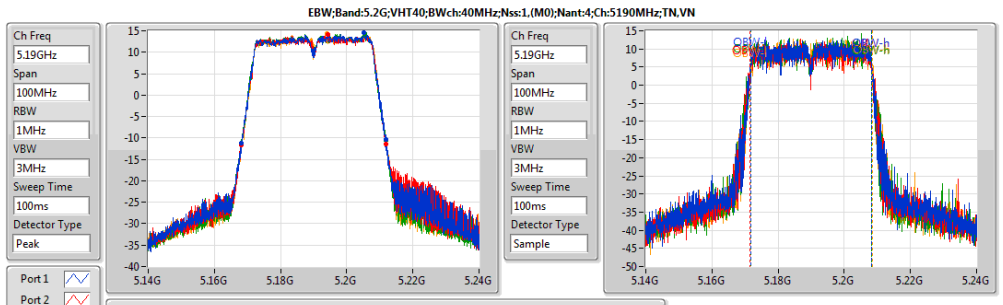

26dB(Hz)	Fl-26dB(Hz)	Fh-26dB(Hz)	OBW(Hz)	Fl-OBW(Hz)	Fh-OBW(Hz)	Limit(Hz)	Port
43.8M	5.16815G	5.21195G	36.65M	5.17165G	5.2083G	Inf	1
43.8M	5.1681G	5.2119G	36.7M	5.1716G	5.2083G	Inf	2
44M	5.168G	5.212G	36.65M	5.17165G	5.2083G	Inf	3
43.8M	5.16815G	5.21195G	36.7M	5.1717G	5.2084G	Inf	4

EBW;Band:5.2G;VHT40;BWch:40MHz;Nss:1,(M0);Nant:4;Ch:5230MHz;TN,VN

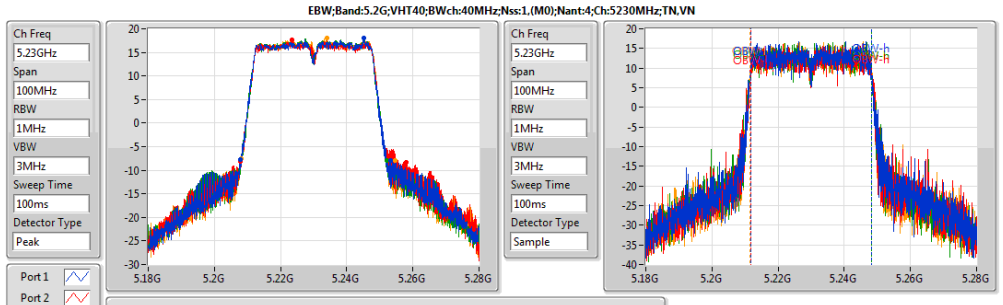

26dB(Hz)	Fl-26dB(Hz)	Fh-26dB(Hz)	OBW(Hz)	Fl-OBW(Hz)	Fh-OBW(Hz)	Limit(Hz)	Port
45.3M	5.20785G	5.25315G	36.6M	5.21165G	5.24825G	Inf	1
50.1M	5.20785G	5.25795G	36.7M	5.21165G	5.24835G	Inf	2
44.2M	5.20785G	5.25205G	36.6M	5.21165G	5.24825G	Inf	3
46.55M	5.208G	5.25455G	36.75M	5.21155G	5.2483G	Inf	4

EBW;Band:5.8G;VHT40;BWch:40MHz;Nss:1,(M0);Nant:4;Ch:5755MHz;TN,VN

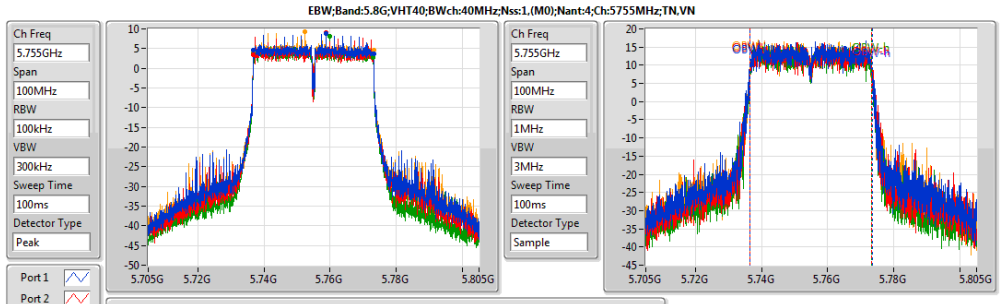

6dB(Hz)	Fl-6dB(Hz)	Fh-6dB(Hz)	OBW(Hz)	Fl-OBW(Hz)	Fh-OBW(Hz)	Limit(Hz)	Port
36.35M	5.7368G	5.77315G	36.9M	5.7365G	5.7734G	500k	1
36.35M	5.7368G	5.77315G	36.7M	5.7366G	5.7733G	500k	2
36.3M	5.7368G	5.7731G	36.65M	5.73655G	5.7732G	500k	3
36.35M	5.7368G	5.77315G	36.75M	5.7366G	5.77335G	500k	4

EBW;Band:5.8G;VHT40;BWch:40MHz;Nss:1,(M0);Nant:4;Ch:5795MHz;TN,VN

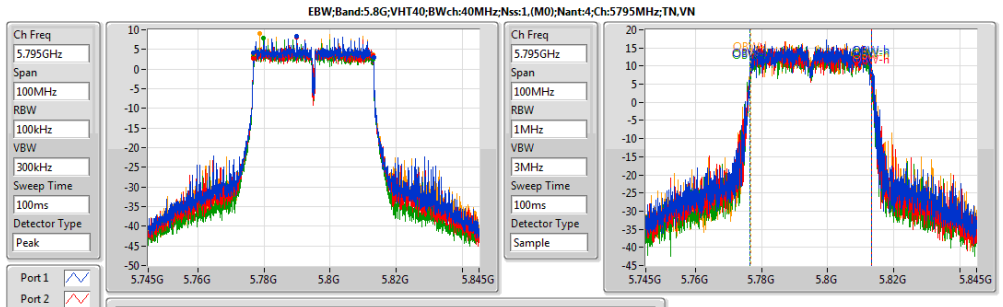

6dB(Hz)	Fl-6dB(Hz)	Fh-6dB(Hz)	OBW(Hz)	Fl-OBW(Hz)	Fh-OBW(Hz)	Limit(Hz)	Port
36.35M	5.7768G	5.81315G	36.75M	5.77655G	5.8133G	500k	1
36.3M	5.7768G	5.8131G	36.65M	5.7766G	5.81325G	500k	2
36.3M	5.7768G	5.8131G	36.65M	5.77655G	5.8132G	500k	3
36.3M	5.7768G	5.8131G	36.6M	5.77665G	5.81325G	500k	4

EBW;Band:5.2G;VHT80;BWch:80MHz;Nss:1,(M0);Nant:4;Ch:5210MHz;TN,VN

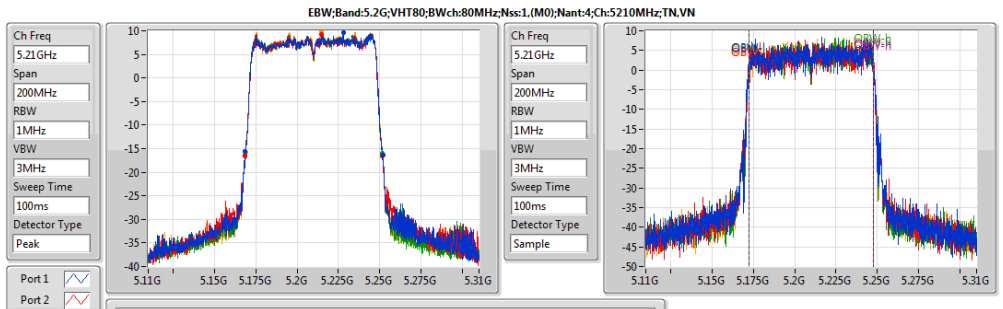

26dB(Hz)	Fl-26dB(Hz)	Fh-26dB(Hz)	OBW(Hz)	Fl-OBW(Hz)	Fh-OBW(Hz)	Limit(Hz)	Port
83.3M	5.1686G	5.2519G	75.4M	5.1722G	5.2476G	Inf	1
83.2M	5.1685G	5.2517G	75.5M	5.1723G	5.2478G	Inf	2
83.3M	5.1684G	5.2517G	75.3M	5.1724G	5.2477G	Inf	3
82.9M	5.1688G	5.2517G	75.4M	5.1724G	5.2478G	Inf	4

EBW;Band:5.8G;VHT80;BWch:80MHz;Nss:1,(M0);Nant:4;Ch:5775MHz;TN,VN

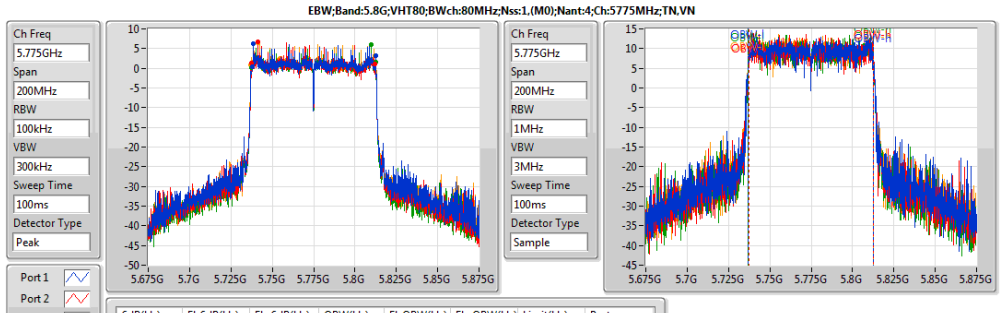

6dB(Hz)	Fl-6dB(Hz)	Fh-6dB(Hz)	OBW(Hz)	Fl-OBW(Hz)	Fh-OBW(Hz)	Limit(Hz)	Port
74.7M	5.7378G	5.8125G	75.7M	5.737G	5.8127G	500k	1
74.5M	5.7374G	5.8119G	75.5M	5.7372G	5.8127G	500k	2
75.1M	5.7374G	5.8125G	75.5M	5.737G	5.8125G	500k	3
74.9M	5.737G	5.8119G	75.5M	5.7371G	5.8126G	500k	4

EBW;Band:5.2G;VHT20,BF;BWch:20MHz;Nss:1,(M0);Nant:4;Ch:5180MHz;TN,VN

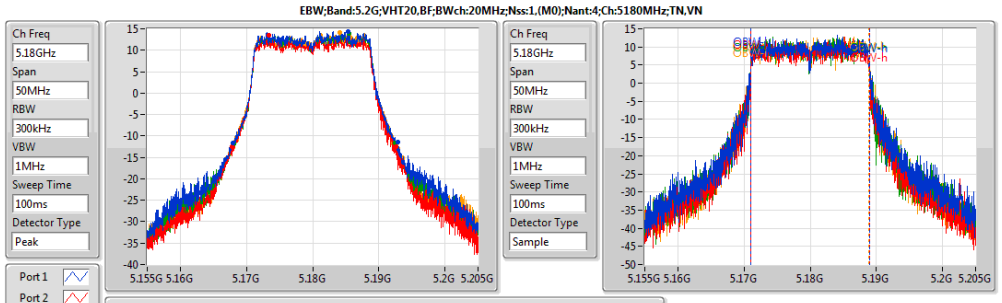

26dB(Hz)	Fl-26dB(Hz)	Fh-26dB(Hz)	OBW(Hz)	Fl-OBW(Hz)	Fh-OBW(Hz)	Limit(Hz)	Port
24.95M	5.167925G	5.192875G	17.975M	5.171025G	5.189G	Inf	1
24.775M	5.167825G	5.1926G	17.925M	5.171G	5.188925G	Inf	2
24.375M	5.1681G	5.192475G	17.95M	5.170975G	5.188925G	Inf	3
24.7M	5.167975G	5.192675G	17.875M	5.171025G	5.1889G	Inf	4

EBW;Band:5.2G;VHT20,BF;BWch:20MHz;Nss:1,(M0);Nant:4;Ch:5200MHz;TN,VN

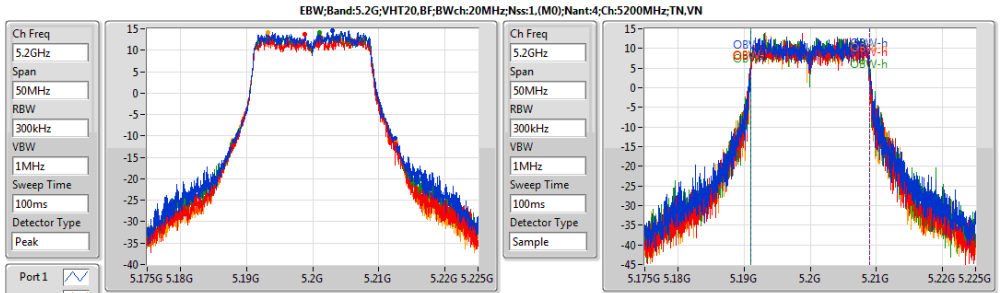

26dB(Hz)	Fl-26dB(Hz)	Fh-26dB(Hz)	OBW(Hz)	Fl-OBW(Hz)	Fh-OBW(Hz)	Limit(Hz)	Port
24.4M	5.18805G	5.21245G	18.075M	5.19095G	5.209025G	Inf	1
24.575M	5.18795G	5.212525G	18.025M	5.19095G	5.208975G	Inf	2
24.7M	5.187775G	5.212475G	18M	5.19095G	5.20895G	Inf	3
24.55M	5.188G	5.21255G	17.925M	5.191G	5.208925G	Inf	4

EBW;Band:5.2G;VHT20,BF;BWch:20MHz;Nss:1,(M0);Nant:4;Ch:5240MHz;TN,VN

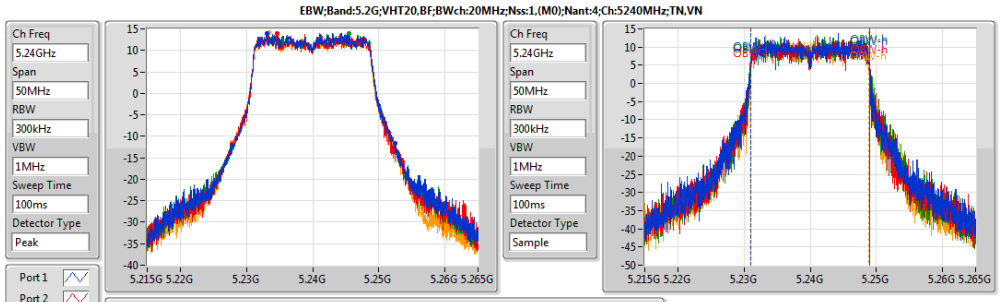

26dB(Hz)	Fl-26dB(Hz)	Fh-26dB(Hz)	OBW(Hz)	Fl-OBW(Hz)	Fh-OBW(Hz)	Limit(Hz)	Port
24.5M	5.2279G	5.2524G	17.975M	5.23095G	5.248925G	Inf	1
24.6M	5.2278G	5.2524G	17.95M	5.230975G	5.248925G	Inf	2
24.725M	5.22775G	5.252475G	18.025M	5.230975G	5.249G	Inf	3
24.5M	5.227875G	5.252375G	17.9M	5.231G	5.2489G	Inf	4

EBW;Band:5.8G;VHT20,BF;BWch:20MHz;Nss:1,(M0);Nant:4;Ch:5745MHz;TN,VN

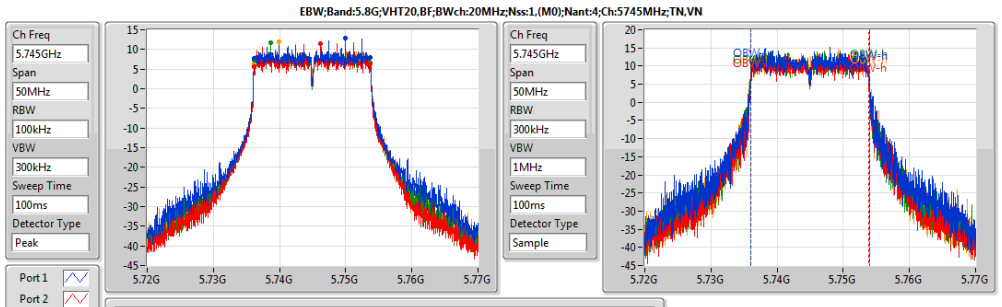

6dB(Hz)	Fl-6dB(Hz)	Fh-6dB(Hz)	OBW(Hz)	Fl-OBW(Hz)	Fh-OBW(Hz)	Limit(Hz)	Port
17.575M	5.73615G	5.753725G	17.95M	5.735975G	5.753925G	500k	1
17.575M	5.73615G	5.753725G	17.9M	5.73595G	5.75385G	500k	2
17.6M	5.73615G	5.75375G	18M	5.73595G	5.75395G	500k	3
17.6M	5.73615G	5.75375G	17.975M	5.73595G	5.753925G	500k	4

EBW;Band:5.8G;VHT20,BF;BWch:20MHz;Nss:1,(M0);Nant:4;Ch:5785MHz;TN,VN

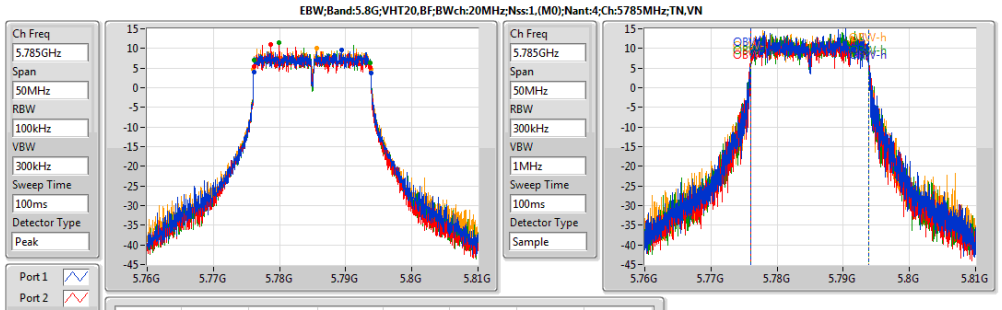

6dB(Hz)	Fl-6dB(Hz)	Fh-6dB(Hz)	OBW(Hz)	Fl-OBW(Hz)	Fh-OBW(Hz)	Limit(Hz)	Port
17.725M	5.7761G	5.793825G	17.9M	5.775975G	5.793875G	500k	1
17.6M	5.77615G	5.79375G	17.9M	5.775975G	5.793875G	500k	2
17.6M	5.77615G	5.79375G	17.925M	5.77595G	5.793875G	500k	3
17.775M	5.776075G	5.79385G	17.875M	5.775975G	5.79385G	500k	4

EBW;Band:5.8G;VHT20,BF;BWch:20MHz;Nss:1,(M0);Nant:4;Ch:5825MHz;TN,VN

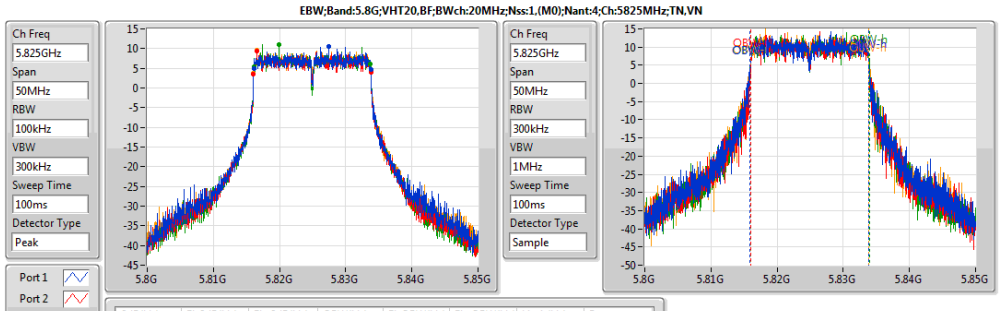

6dB(Hz)	Fl-6dB(Hz)	Fh-6dB(Hz)	OBW(Hz)	Fl-OBW(Hz)	Fh-OBW(Hz)	Limit(Hz)	Port
17.625M	5.81615G	5.833775G	17.975M	5.815925G	5.8339G	500k	1
17.75M	5.816075G	5.833825G	17.825M	5.816025G	5.83385G	500k	2
17.6M	5.81615G	5.83375G	18M	5.815925G	5.833925G	500k	3
17.75M	5.816075G	5.833825G	17.9M	5.816G	5.8339G	500k	4

EBW;Band:5.2G;VHT40,BF;BWch:40MHz;Nss:1,(M0);Nant:4;Ch:5190MHz;TN,VN

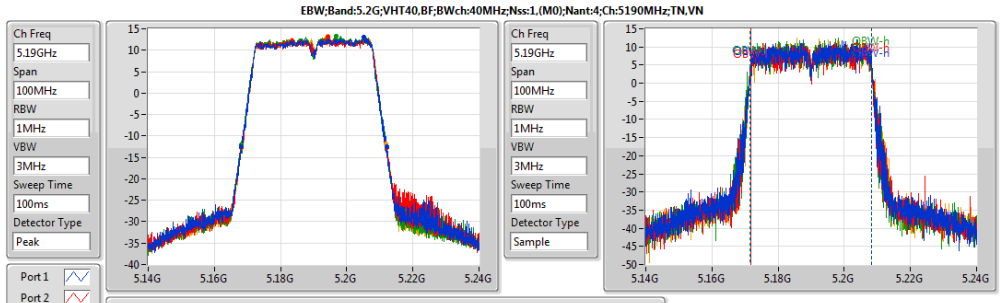

26dB(Hz)	Fl-26dB(Hz)	Fh-26dB(Hz)	OBW(Hz)	Fl-OBW(Hz)	Fh-OBW(Hz)	Limit(Hz)	Port
44.1M	5.16805G	5.21215G	36.65M	5.17165G	5.2083G	Inf	1
44M	5.16805G	5.21205G	36.6M	5.17165G	5.20825G	Inf	2
43.9M	5.16815G	5.21205G	36.65M	5.1716G	5.20825G	Inf	3
43.75M	5.1681G	5.21185G	36.65M	5.17165G	5.2083G	Inf	4

EBW;Band:5.2G;VHT40,BF;BWch:40MHz;Nss:1,(M0);Nant:4;Ch:5230MHz;TN,VN

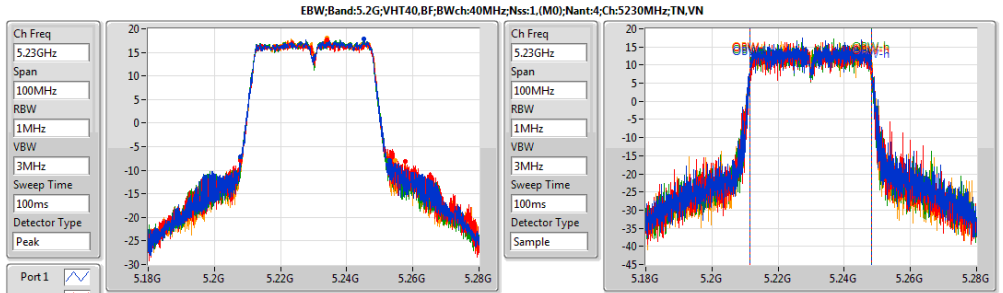

26dB(Hz)	Fl-26dB(Hz)	Fh-26dB(Hz)	OBW(Hz)	Fl-OBW(Hz)	Fh-OBW(Hz)	Limit(Hz)	Port
45M	5.20795G	5.25295G	36.75M	5.2116G	5.24835G	Inf	1
49.85M	5.2079G	5.25775G	36.7M	5.2116G	5.2483G	Inf	2
44.25M	5.20785G	5.2521G	36.7M	5.2116G	5.2483G	Inf	3
46.7M	5.2079G	5.2546G	36.8M	5.21155G	5.24835G	Inf	4

EBW;Band:5.8G;VHT40,BF;BWch:40MHz;Nss:1,(M0);Nant:4;Ch:5755MHz;TN,VN

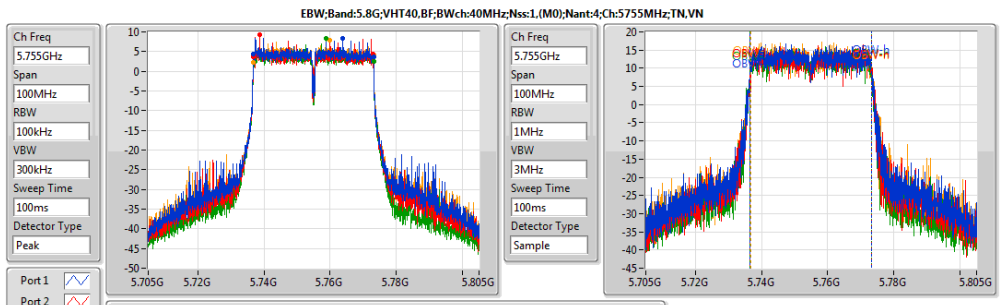

6dB(Hz)	Fl-6dB(Hz)	Fh-6dB(Hz)	OBW(Hz)	Fl-OBW(Hz)	Fh-OBW(Hz)	Limit(Hz)	Port
36.35M	5.7368G	5.77315G	36.75M	5.73655G	5.7733G	500k	1
36.3M	5.7368G	5.7731G	36.7M	5.7366G	5.7733G	500k	2
36.35M	5.7368G	5.77315G	36.75M	5.73655G	5.7733G	500k	3
36.4M	5.73675G	5.77315G	36.6M	5.73665G	5.77325G	500k	4

EBW;Band:5.8G;VHT40,BF;BWch:40MHz;Nss:1,(M0);Nant:4;Ch:5795MHz;TN,VN

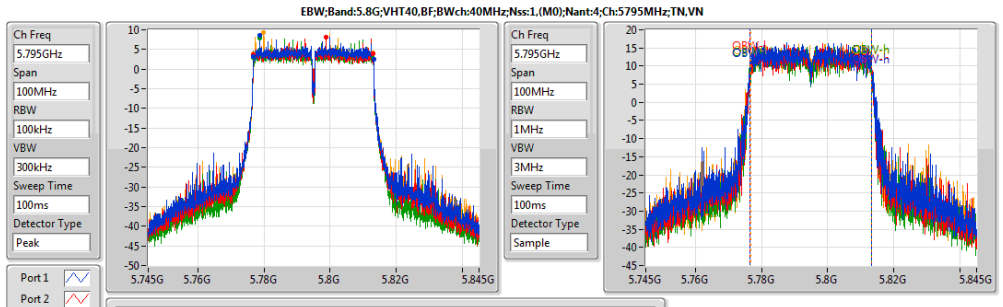

6dB(Hz)	Fl-6dB(Hz)	Fh-6dB(Hz)	OBW(Hz)	Fl-OBW(Hz)	Fh-OBW(Hz)	Limit(Hz)	Port
36.35M	5.7768G	5.81315G	36.8M	5.77655G	5.81335G	500k	1
36.3M	5.7768G	5.8131G	36.6M	5.7766G	5.8132G	500k	2
36.3M	5.7768G	5.8131G	36.75M	5.77645G	5.8132G	500k	3
36.25M	5.77685G	5.8131G	36.55M	5.77665G	5.8132G	500k	4

EBW;Band:5.2G;VHT80,BF;BWch:80MHz;Nss:1,(M0);Nant:4;Ch:5210MHz;TN,VN

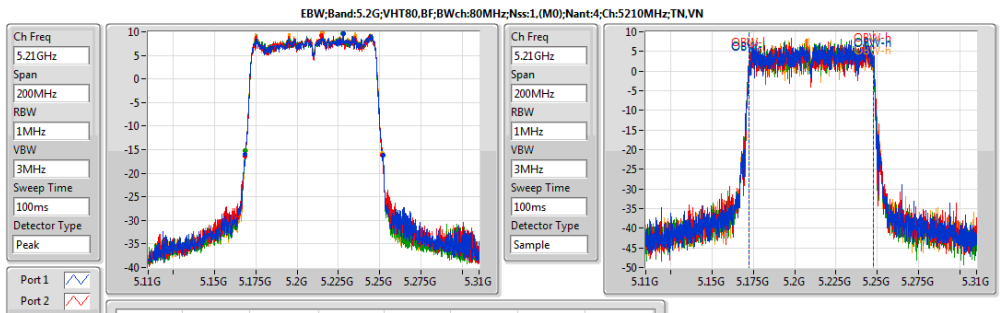

26dB(Hz)	Fl-26dB(Hz)	Fh-26dB(Hz)	OBW(Hz)	Fl-OBW(Hz)	Fh-OBW(Hz)	Limit(Hz)	Port
83.3M	5.1686G	5.2519G	75.4M	5.1724G	5.2478G	Inf	1
83.1M	5.1686G	5.2517G	75.4M	5.1724G	5.2478G	Inf	2
83.4M	5.1686G	5.252G	75.5M	5.1723G	5.2478G	Inf	3
82.8M	5.1688G	5.2516G	75.3M	5.1724G	5.2477G	Inf	4

EBW;Band:5.8G;VHT80,BF;BWch:80MHz;Nss:1,(M0);Nant:4;Ch:5775MHz;TN,VN

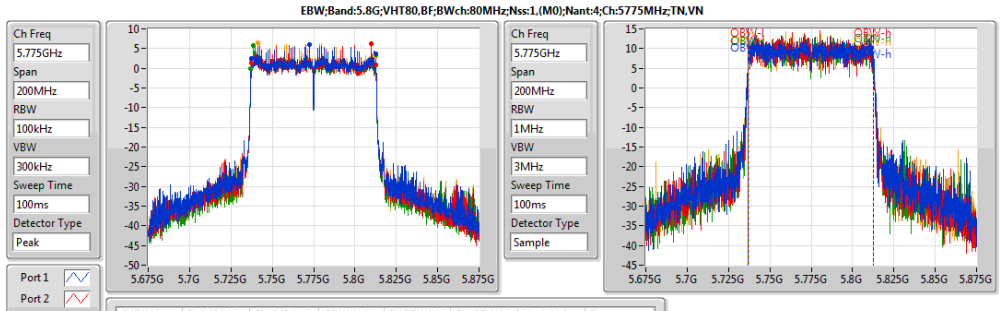

6dB(Hz)	Fl-6dB(Hz)	Fh-6dB(Hz)	OBW(Hz)	Fl-OBW(Hz)	Fh-OBW(Hz)	Limit(Hz)	Port
75M	5.7375G	5.8125G	75.5M	5.7371G	5.8126G	500k	1
75.1M	5.7374G	5.8125G	75.4M	5.7371G	5.8125G	500k	2
75.4M	5.7371G	5.8125G	75.5M	5.7371G	5.8126G	500k	3
75.1M	5.7374G	5.8125G	75.4M	5.7372G	5.8126G	500k	4

Summary

Mode	Max-N dB (Hz)	Max-OBW (Hz)	ITU-Code	Min-N dB (Hz)	Min-OBW (Hz)
5.2G;VHT20,BF;Nss2,(M0);Ntx4	24.925M	17.841M	17M8D1D	24.025M	17.741M
5.8G;VHT20,BF;Nss2,(M0);Ntx4	17.6M	17.816M	17M8D1D	17.575M	17.766M
5.2G;VHT40,BF;Nss2,(M0);Ntx4	43.1M	36.382M	36M4D1D	41.85M	36.232M
5.8G;VHT40,BF;Nss2,(M0);Ntx4	36.35M	36.332M	36M3D1D	36.3M	36.182M
5.2G;VHT80,BF;Nss2,(M0);Ntx4	84M	75.462M	75M5D1D	83M	75.262M
5.8G;VHT80,BF;Nss2,(M0);Ntx4	75.1M	75.462M	75M5D1D	74.7M	75.262M

Result

Mode	Result	Limit (Hz)	P1-N dB (Hz)	P1-OBW (Hz)	P2-N dB (Hz)	P2-OBW (Hz)	P3-N dB (Hz)	P3-OBW (Hz)	P4-N dB (Hz)	P4-OBW (Hz)
5.2G;VHT20,BF;Nss2,(M0);Ntx4;5180	Pass	Inf	24.8M	17.791M	24.15M	17.766M	24.35M	17.816M	24.5M	17.791M
5.2G;VHT20,BF;Nss2,(M0);Ntx4;5200	Pass	Inf	24.925M	17.841M	24.025M	17.816M	24.325M	17.766M	24.475M	17.741M
5.2G;VHT20,BF;Nss2,(M0);Ntx4;5240	Pass	Inf	24.625M	17.741M	24.05M	17.766M	24.2M	17.816M	24.35M	17.741M
5.8G;VHT20,BF;Nss2,(M0);Ntx4;5745	Pass	500k	17.6M	17.791M	17.6M	17.816M	17.6M	17.791M	17.6M	17.791M
5.8G;VHT20,BF;Nss2,(M0);Ntx4;5785	Pass	500k	17.6M	17.766M	17.575M	17.791M	17.575M	17.766M	17.575M	17.791M
5.8G;VHT20,BF;Nss2,(M0);Ntx4;5825	Pass	500k	17.575M	17.816M	17.6M	17.766M	17.575M	17.766M	17.575M	17.816M
5.2G;VHT40,BF;Nss2,(M0);Ntx4;5190	Pass	Inf	41.85M	36.332M	42M	36.282M	41.9M	36.332M	43.1M	36.282M
5.2G;VHT40,BF;Nss2,(M0);Ntx4;5230	Pass	Inf	41.9M	36.282M	41.9M	36.232M	42.35M	36.382M	43M	36.332M
5.8G;VHT40,BF;Nss2,(M0);Ntx4;5755	Pass	500k	36.35M	36.282M	36.3M	36.282M	36.3M	36.182M	36.3M	36.282M
5.8G;VHT40,BF;Nss2,(M0);Ntx4;5795	Pass	500k	36.3M	36.232M	36.3M	36.332M	36.3M	36.282M	36.35M	36.232M
5.2G;VHT80,BF;Nss2,(M0);Ntx4;5210	Pass	Inf	83.1M	75.462M	83M	75.262M	84M	75.362M	83.3M	75.262M
5.8G;VHT80,BF;Nss2,(M0);Ntx4;5775	Pass	500k	74.7M	75.262M	75.1M	75.362M	75.1M	75.462M	75.1M	75.362M

EBW;Band:5.2G;VHT20,BF;BWch:20MHz;Nss:2,(M0);Nant:4;Ch:5180MHz;TN,VN

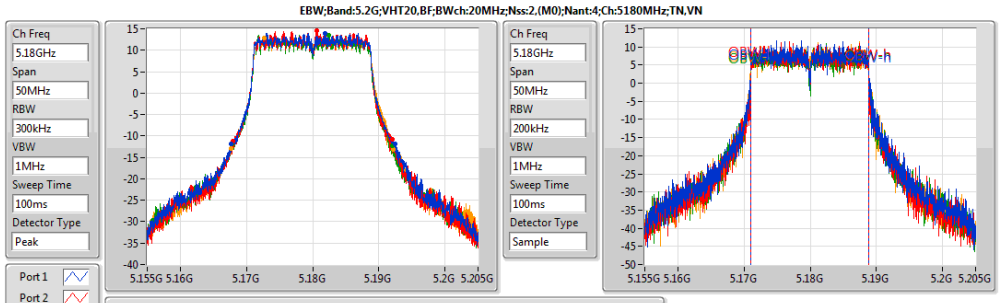

26dB(Hz)	Fl-26dB(Hz)	Fh-26dB(Hz)	OBW(Hz)	Fl-OBW(Hz)	Fh-OBW(Hz)	Limit(Hz)	Port
24.8M	5.167675G	5.192475G	17.791M	5.171054G	5.188846G	Inf	1
24.15M	5.167925G	5.192075G	17.766M	5.171029G	5.188796G	Inf	2
24.35M	5.16775G	5.1921G	17.816M	5.171029G	5.188846G	Inf	3
24.5M	5.1677G	5.1922G	17.791M	5.171029G	5.188821G	Inf	4

EBW;Band:5.2G;VHT20,BF;BWch:20MHz;Nss:2,(M0);Nant:4;Ch:5200MHz;TN,VN

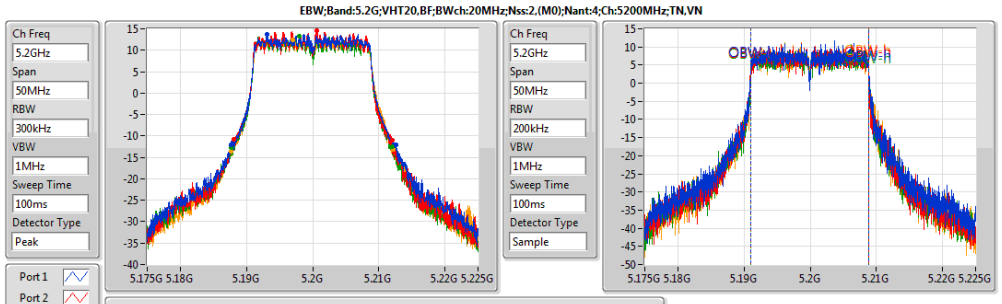

26dB(Hz)	Fl-26dB(Hz)	Fh-26dB(Hz)	OBW(Hz)	Fl-OBW(Hz)	Fh-OBW(Hz)	Limit(Hz)	Port
24.925M	5.187675G	5.2126G	17.841M	5.191029G	5.208871G	Inf	1
24.025M	5.188025G	5.21205G	17.816M	5.191004G	5.208821G	Inf	2
24.325M	5.187725G	5.21205G	17.766M	5.191054G	5.208821G	Inf	3
24.475M	5.187725G	5.2122G	17.741M	5.191054G	5.208796G	Inf	4

EBW;Band:5.2G;VHT20,BF;BWch:20MHz;Nss:2,(M0);Nant:4;Ch:5240MHz;TN,VN

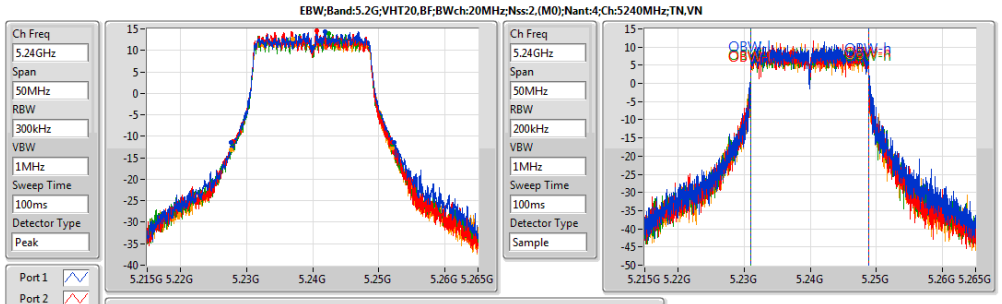

26dB(Hz)	Fl-26dB(Hz)	Fh-26dB(Hz)	OBW(Hz)	Fl-OBW(Hz)	Fh-OBW(Hz)	Limit(Hz)	Port
24.625M	5.227675G	5.2523G	17.741M	5.231079G	5.248821G	Inf	1
24.05M	5.228G	5.25205G	17.766M	5.231054G	5.248821G	Inf	2
24.2M	5.227875G	5.252075G	17.816M	5.231029G	5.248846G	Inf	3
24.35M	5.227725G	5.252075G	17.741M	5.231054G	5.248796G	Inf	4

EBW;Band:5.8G;VHT20,BF;BWch:20MHz;Nss:2,(M0);Nant:4;Ch:5745MHz;TN,VN

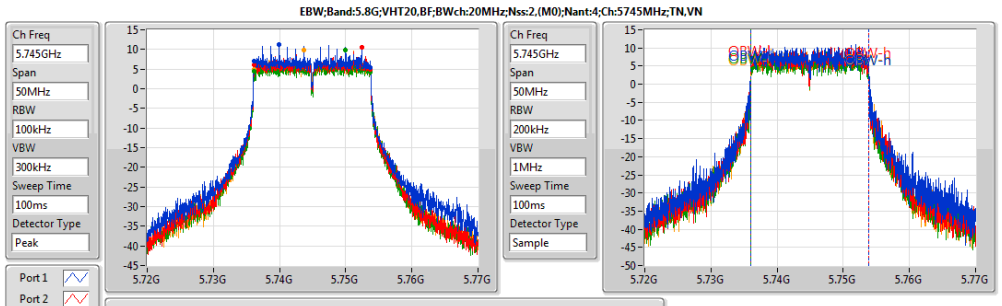

6dB(Hz)	Fl-6dB(Hz)	Fh-6dB(Hz)	OBW(Hz)	Fl-OBW(Hz)	Fh-OBW(Hz)	Limit(Hz)	Port
17.6M	5.73615G	5.75375G	17.791M	5.736054G	5.753846G	500k	1
17.6M	5.73615G	5.75375G	17.816M	5.736029G	5.753846G	500k	2
17.6M	5.73615G	5.75375G	17.791M	5.736054G	5.753846G	500k	3
17.6M	5.73615G	5.75375G	17.791M	5.736054G	5.753846G	500k	4

EBW;Band:5.8G;VHT20,BF;BWch:20MHz;Nss:2,(M0);Nant:4;Ch:5785MHz;TN,VN

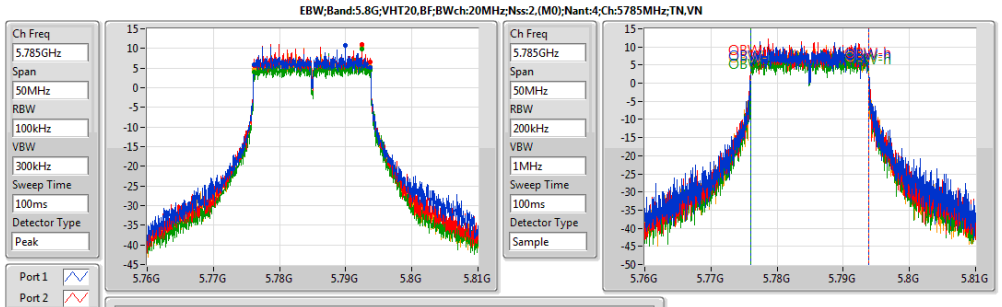

6dB(Hz)	Fl-6dB(Hz)	Fh-6dB(Hz)	OBW(Hz)	Fl-OBW(Hz)	Fh-OBW(Hz)	Limit(Hz)	Port
17.6M	5.77615G	5.79375G	17.766M	5.776054G	5.793821G	500k	1
17.575M	5.77615G	5.793725G	17.791M	5.776029G	5.793821G	500k	2
17.575M	5.77615G	5.793725G	17.766M	5.776054G	5.793821G	500k	3
17.575M	5.77615G	5.793725G	17.791M	5.776029G	5.793821G	500k	4

EBW;Band:5.8G;VHT20,BF;BWch:20MHz;Nss:2,(M0);Nant:4;Ch:5825MHz;TN,VN

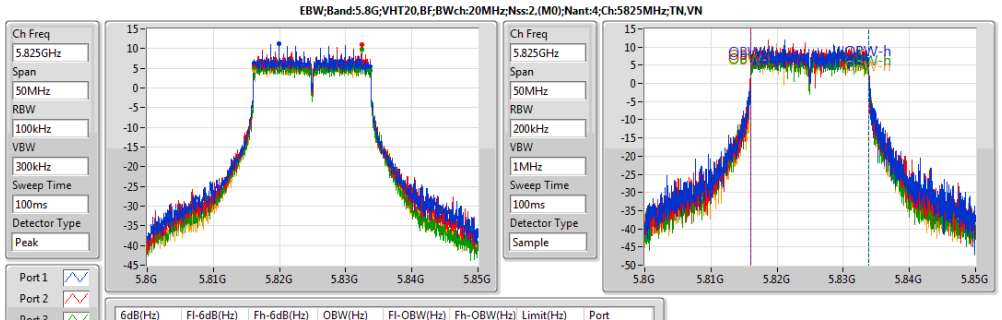

6dB(Hz)	Fl-6dB(Hz)	Fh-6dB(Hz)	OBW(Hz)	Fl-OBW(Hz)	Fh-OBW(Hz)	Limit(Hz)	Port
17.575M	5.81615G	5.833725G	17.816M	5.816029G	5.833846G	500k	1
17.6M	5.81615G	5.83375G	17.766M	5.816054G	5.833821G	500k	2
17.575M	5.81615G	5.833725G	17.766M	5.816054G	5.833821G	500k	3
17.575M	5.81615G	5.833725G	17.816M	5.816029G	5.833846G	500k	4

EBW;Band:5.2G;VHT40,BF;BWch:40MHz;Nss:2,(M0);Nant:4;Ch:5190MHz;TN,VN

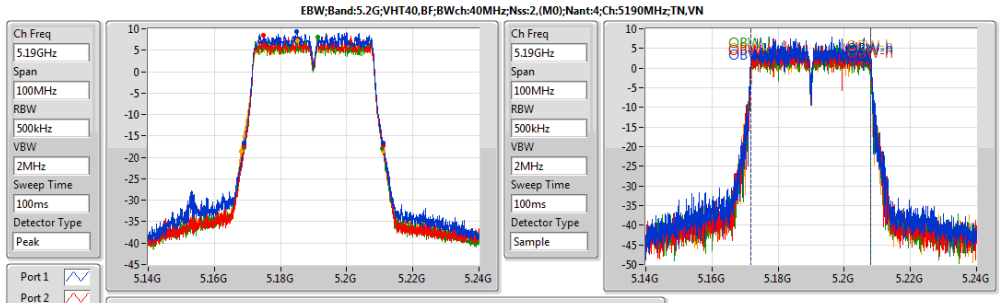

26dB(Hz)	Fl-26dB(Hz)	Fh-26dB(Hz)	OBW(Hz)	Fl-OBW(Hz)	Fh-OBW(Hz)	Limit(Hz)	Port
41.85M	5.16905G	5.2109G	36.332M	5.171759G	5.208091G	Inf	1
42M	5.16895G	5.21095G	36.282M	5.171759G	5.208041G	Inf	2
41.9M	5.16895G	5.21085G	36.332M	5.171709G	5.208041G	Inf	3
43.1M	5.168G	5.2111G	36.282M	5.171759G	5.208041G	Inf	4

EBW;Band:5.2G;VHT40,BF;BWch:40MHz;Nss:2,(M0);Nant:4;Ch:5230MHz;TN,VN

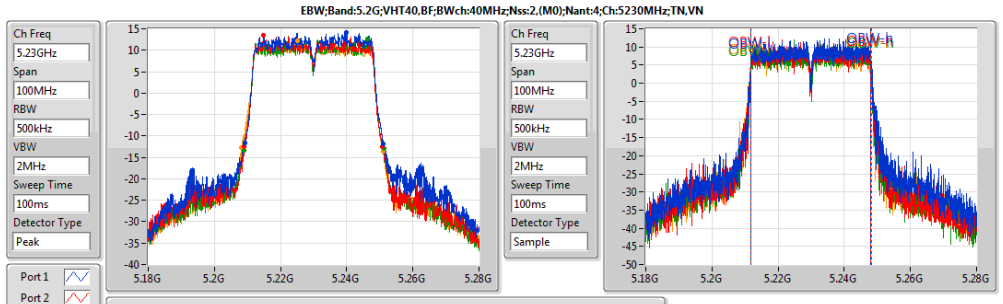

26dB(Hz)	Fl-26dB(Hz)	Fh-26dB(Hz)	OBW(Hz)	Fl-OBW(Hz)	Fh-OBW(Hz)	Limit(Hz)	Port
41.9M	5.20915G	5.25105G	36.282M	5.211809G	5.248091G	Inf	1
41.9M	5.2089G	5.2508G	36.232M	5.211759G	5.247991G	Inf	2
42.35M	5.20885G	5.2512G	36.382M	5.211759G	5.248141G	Inf	3
43M	5.2081G	5.2511G	36.332M	5.211759G	5.248091G	Inf	4

EBW;Band:5.8G;VHT40,BF;BWch:40MHz;Nss:2,(M0);Nant:4;Ch:5755MHz;TN,VN

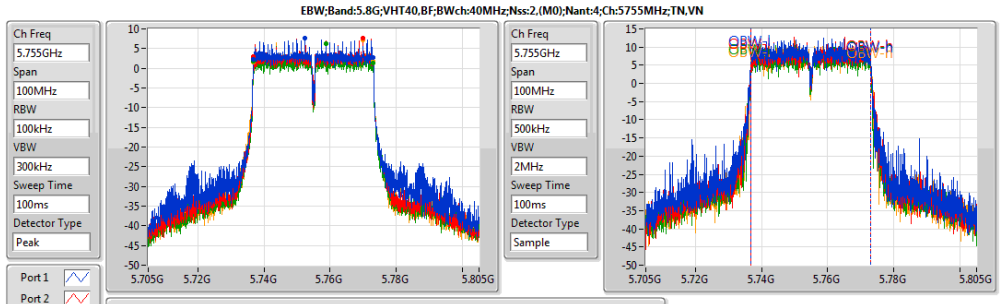

6dB(Hz)	Fl-6dB(Hz)	Fh-6dB(Hz)	OBW(Hz)	Fl-OBW(Hz)	Fh-OBW(Hz)	Limit(Hz)	Port
36.35M	5.73675G	5.7731G	36.282M	5.736759G	5.773041G	500k	1
36.3M	5.7368G	5.7731G	36.282M	5.736759G	5.773041G	500k	2
36.3M	5.7368G	5.7731G	36.182M	5.736809G	5.772991G	500k	3
36.3M	5.7368G	5.7731G	36.282M	5.736809G	5.773091G	500k	4

EBW;Band:5.8G;VHT40,BF;BWch:40MHz;Nss:2,(M0);Nant:4;Ch:5795MHz;TN,VN

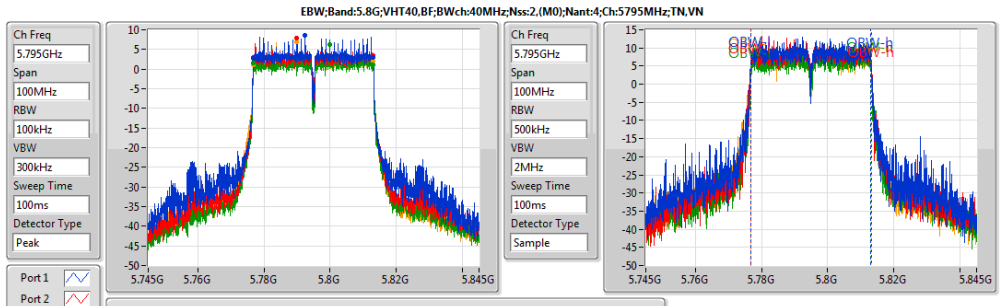

6dB(Hz)	Fl-6dB(Hz)	Fh-6dB(Hz)	OBW(Hz)	Fl-OBW(Hz)	Fh-OBW(Hz)	Limit(Hz)	Port
36.3M	5.7768G	5.8131G	36.232M	5.776809G	5.813041G	500k	1
36.3M	5.7768G	5.8131G	36.332M	5.776809G	5.813141G	500k	2
36.3M	5.7768G	5.8131G	36.282M	5.776809G	5.813091G	500k	3
36.35M	5.77675G	5.8131G	36.232M	5.776809G	5.813041G	500k	4

EBW;Band:5.2G;VHT80,BF;BWch:80MHz;Nss:2,(M0);Nant:4;Ch:5210MHz;TN,VN

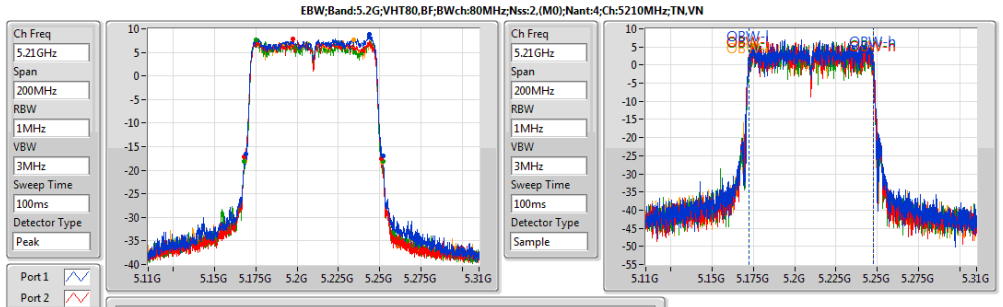

26dB(Hz)	Fl-26dB(Hz)	Fh-26dB(Hz)	OBW(Hz)	Fl-OBW(Hz)	Fh-OBW(Hz)	Limit(Hz)	Port
83.1M	5.169G	5.2521G	75.462M	5.172219G	5.247681G	Inf	1
83M	5.1681G	5.2511G	75.262M	5.172119G	5.247381G	Inf	2
84M	5.168G	5.252G	75.362M	5.172219G	5.247581G	Inf	3
83.3M	5.1683G	5.2516G	75.262M	5.172319G	5.247581G	Inf	4

EBW;Band:5.8G;VHT80,BF;BWch:80MHz;Nss:2,(M0);Nant:4;Ch:5775MHz;TN,VN

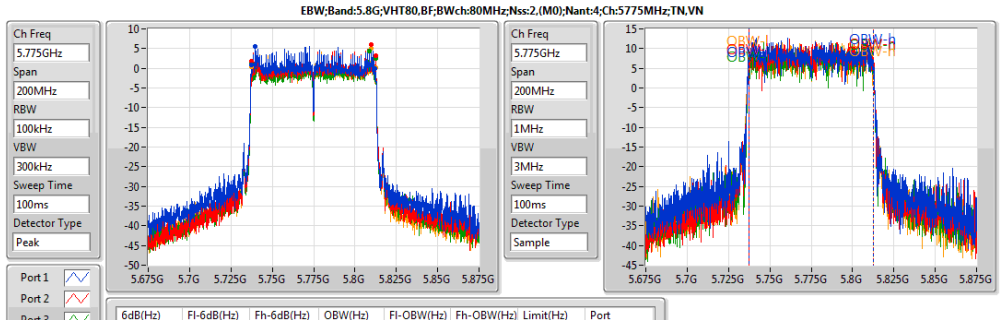

6dB(Hz)	Fl-6dB(Hz)	Fh-6dB(Hz)	OBW(Hz)	Fl-OBW(Hz)	Fh-OBW(Hz)	Limit(Hz)	Port
74.7M	5.7374G	5.8121G	75.262M	5.737219G	5.812481G	500k	1
75.1M	5.7374G	5.8125G	75.362M	5.737319G	5.812681G	500k	2
75.1M	5.7374G	5.8125G	75.462M	5.737219G	5.812681G	500k	3
75.1M	5.7374G	5.8125G	75.362M	5.737119G	5.812481G	500k	4

Summary

Mode	Sum (dBm)	Sum (W)	EIRP (dBm)	EIRP (W)
5.2G;VHT20;Nss1,(M0);Ntx4	29.45	0.88105	33.75	2.37137
5.8G;VHT20;Nss1,(M0);Ntx4	29.11	0.8147	31.61	1.44877
5.2G;VHT40;Nss1,(M0);Ntx4	28.88	0.77268	33.18	2.0797
5.8G;VHT40;Nss1,(M0);Ntx4	28.54	0.7145	31.04	1.27057
5.2G;VHT80;Nss1,(M0);Ntx4	23.56	0.22699	27.86	0.61094
5.8G;VHT80;Nss1,(M0);Ntx4	28.35	0.68391	30.85	1.21619
5.2G;VHT20,BF;Nss1,(M0);Ntx4	28.82	0.76208	35.64	3.66438
5.8G;VHT20,BF;Nss1,(M0);Ntx4	29.41	0.87297	35.54	3.58096
5.2G;VHT40,BF;Nss1,(M0);Ntx4	29.03	0.79983	35.85	3.84592
5.8G;VHT40,BF;Nss1,(M0);Ntx4	28.69	0.73961	34.82	3.03389
5.2G;VHT80,BF;Nss1,(M0);Ntx4	22.84	0.19231	29.66	0.9247
5.8G;VHT80,BF;Nss1,(M0);Ntx4	28.87	0.7709	35.00	3.16228

Result

Mode	Result	DG (dBi)	Sum (dBm)	Sum Lim. (dBm)	EIRP (dBm)	EIRP Lim. (dBm)	P1 (dBm)	P2 (dBm)	P3 (dBm)	P4 (dBm)
5.2G;VHT20;Nss1,(M0);Ntx4;5180	Pass	4.30	29.45	30.00	33.75	36.00	23.15	23.41	23.55	23.58
5.2G;VHT20;Nss1,(M0);Ntx4;5200	Pass	4.30	29.21	30.00	33.51	36.00	22.92	23.47	23.05	23.31
5.2G;VHT20;Nss1,(M0);Ntx4;5240	Pass	4.30	29.03	30.00	33.33	36.00	23.00	23.23	22.67	23.10
5.8G;VHT20;Nss1,(M0);Ntx4;5745	Pass	2.50	29.11	30.00	31.61	36.00	22.61	22.97	23.36	23.39
5.8G;VHT20;Nss1,(M0);Ntx4;5785	Pass	2.50	28.61	30.00	31.11	36.00	21.97	22.79	22.94	22.61
5.8G;VHT20;Nss1,(M0);Ntx4;5825	Pass	2.50	28.72	30.00	31.22	36.00	22.22	22.64	22.84	23.04
5.2G;VHT40;Nss1,(M0);Ntx4;5190	Pass	4.30	25.70	30.00	30.00	36.00	19.61	19.41	19.86	19.82
5.2G;VHT40;Nss1,(M0);Ntx4;5230	Pass	4.30	28.88	30.00	33.18	36.00	22.62	23.13	22.99	22.66
5.8G;VHT40;Nss1,(M0);Ntx4;5755	Pass	2.50	28.54	30.00	31.04	36.00	22.09	22.43	22.91	22.60
5.8G;VHT40;Nss1,(M0);Ntx4;5795	Pass	2.50	28.38	30.00	30.88	36.00	21.94	22.45	22.51	22.51
5.2G;VHT80;Nss1,(M0);Ntx4;5210	Pass	4.30	23.56	30.00	27.86	36.00	17.32	17.54	17.72	17.58
5.8G;VHT80;Nss1,(M0);Ntx4;5775	Pass	2.50	28.35	30.00	30.85	36.00	21.92	22.43	22.54	22.42
5.2G;VHT20,BF;Nss1,(M0);Ntx4;5180	Pass	6.82	28.82	29.18	35.64	36.00	22.72	22.71	22.89	22.87
5.2G;VHT20,BF;Nss1,(M0);Ntx4;5200	Pass	6.82	28.60	29.18	35.42	36.00	22.68	22.65	22.48	22.51
5.2G;VHT20,BF;Nss1,(M0);Ntx4;5240	Pass	6.82	28.67	29.18	35.49	36.00	22.51	22.79	22.83	22.46
5.8G;VHT20,BF;Nss1,(M0);Ntx4;5745	Pass	6.13	29.41	29.87	35.54	36.00	23.11	23.08	23.66	23.68
5.8G;VHT20,BF;Nss1,(M0);Ntx4;5785	Pass	6.13	28.85	29.87	34.98	36.00	22.44	22.47	23.16	23.18
5.8G;VHT20,BF;Nss1,(M0);Ntx4;5825	Pass	6.13	29.19	29.87	35.32	36.00	22.77	22.69	23.57	23.58
5.2G;VHT40,BF;Nss1,(M0);Ntx4;5190	Pass	6.82	24.16	29.18	30.98	36.00	18.14	18.12	18.16	18.15
5.2G;VHT40,BF;Nss1,(M0);Ntx4;5230	Pass	6.82	29.03	29.18	35.85	36.00	22.93	22.95	23.09	23.07
5.8G;VHT40,BF;Nss1,(M0);Ntx4;5755	Pass	6.13	28.69	29.87	34.82	36.00	22.20	22.34	23.05	23.01
5.8G;VHT40,BF;Nss1,(M0);Ntx4;5795	Pass	6.13	28.48	29.87	34.61	36.00	21.91	22.14	22.84	22.87
5.2G;VHT80,BF;Nss1,(M0);Ntx4;5210	Pass	6.82	22.84	29.18	29.66	36.00	16.77	16.64	16.92	16.96
5.8G;VHT80,BF;Nss1,(M0);Ntx4;5775	Pass	6.13	28.87	29.87	35.00	36.00	22.58	22.58	23.09	23.12

Summary

Mode	Sum (dBm)	Sum (W)	EIRP (dBm)	EIRP (W)
5.2G;VHT20,BF;Nss2,(M0);Ntx4	29.93	0.98401	33.89	2.44906
5.8G;VHT20,BF;Nss2,(M0);Ntx4	29.21	0.83368	32.33	1.71002
5.2G;VHT40,BF;Nss2,(M0);Ntx4	28.74	0.74817	32.70	1.86209
5.8G;VHT40,BF;Nss2,(M0);Ntx4	29.10	0.81283	32.22	1.66725
5.2G;VHT80,BF;Nss2,(M0);Ntx4	24.64	0.29107	28.60	0.72444
5.8G;VHT80,BF;Nss2,(M0);Ntx4	28.99	0.7925	32.11	1.62555

Result

Mode	Result	DG (dBi)	Sum (dBm)	Sum Lim. (dBm)	EIRP (dBm)	EIRP Lim. (dBm)	P1 (dBm)	P2 (dBm)	P3 (dBm)	P4 (dBm)
5.2G;VHT20,BF;Nss2,(M0);Ntx4;5180	Pass	3.96	29.65	30.00	33.61	36.00	24.04	23.85	23.25	23.32
5.2G;VHT20,BF;Nss2,(M0);Ntx4;5200	Pass	3.96	29.52	30.00	33.48	36.00	23.88	23.86	23.09	23.08
5.2G;VHT20,BF;Nss2,(M0);Ntx4;5240	Pass	3.96	29.93	30.00	33.89	36.00	24.26	24.25	23.55	23.52
5.8G;VHT20,BF;Nss2,(M0);Ntx4;5745	Pass	3.12	29.14	30.00	32.26	36.00	23.81	23.85	22.29	22.26
5.8G;VHT20,BF;Nss2,(M0);Ntx4;5785	Pass	3.12	28.99	30.00	32.11	36.00	23.73	23.72	22.05	22.06
5.8G;VHT20,BF;Nss2,(M0);Ntx4;5825	Pass	3.12	29.21	30.00	32.33	36.00	23.84	23.79	22.41	22.50
5.2G;VHT40,BF;Nss2,(M0);Ntx4;5190	Pass	3.96	24.53	30.00	28.49	36.00	18.87	18.38	18.50	18.28
5.2G;VHT40,BF;Nss2,(M0);Ntx4;5230	Pass	3.96	28.74	30.00	32.70	36.00	23.23	22.99	22.30	22.27
5.8G;VHT40,BF;Nss2,(M0);Ntx4;5755	Pass	3.12	28.93	30.00	32.05	36.00	22.65	23.40	22.91	22.64
5.8G;VHT40,BF;Nss2,(M0);Ntx4;5795	Pass	3.12	29.10	30.00	32.22	36.00	23.56	23.52	22.62	22.50
5.2G;VHT80,BF;Nss2,(M0);Ntx4;5210	Pass	3.96	24.64	30.00	28.60	36.00	18.70	18.87	18.81	18.05
5.8G;VHT80,BF;Nss2,(M0);Ntx4;5775	Pass	3.12	28.99	30.00	32.11	36.00	22.61	23.89	23.06	22.10

Summary

Mode	PD (dBm/RBW)	EIRP.PD (dBm/RBW)
5.2G;VHT20;Nss1,(M0);Ntx4	15.32	22.14
5.8G;VHT20;Nss1,(M0);Ntx4	13.98	20.11
5.2G;VHT40;Nss1,(M0);Ntx4	11.74	18.56
5.8G;VHT40;Nss1,(M0);Ntx4	10.35	16.48
5.2G;VHT80;Nss1,(M0);Ntx4	4.04	10.86
5.8G;VHT80;Nss1,(M0);Ntx4	8.07	14.20
5.2G;VHT20,BF;Nss1,(M0);Ntx4	15.13	21.95
5.8G;VHT20,BF;Nss1,(M0);Ntx4	14.79	20.92
5.2G;VHT40,BF;Nss1,(M0);Ntx4	12.52	19.34
5.8G;VHT40,BF;Nss1,(M0);Ntx4	11.53	17.66
5.2G;VHT80,BF;Nss1,(M0);Ntx4	2.57	9.39
5.8G;VHT80,BF;Nss1,(M0);Ntx4	8.79	14.92

Result

Mode	Result	DG (dBi)	PD (dBm/RBW)	PD.Limit (dBm/RBW)	P1 (dBm/RBW)	P2 (dBm/RBW)	P3 (dBm/RBW)	P4 (dBm/RBW)
5.2G;VHT20;Nss1,(M0);Ntx4;5180	Pass	6.82	15.32	16.18	9.28	9.37	9.49	9.44
5.2G;VHT20;Nss1,(M0);Ntx4;5200	Pass	6.82	15.03	16.18	8.81	9.30	9.01	9.14
5.2G;VHT20;Nss1,(M0);Ntx4;5240	Pass	6.82	14.93	16.18	8.85	9.03	9.30	8.96
5.8G;VHT20;Nss1,(M0);Ntx4;5745	Pass	6.13	13.98	29.87	7.45	7.92	8.36	8.33
5.8G;VHT20;Nss1,(M0);Ntx4;5785	Pass	6.13	13.82	29.87	7.19	8.01	8.21	8.16
5.8G;VHT20;Nss1,(M0);Ntx4;5825	Pass	6.13	13.77	29.87	7.42	7.80	7.99	8.25
5.2G;VHT40;Nss1,(M0);Ntx4;5190	Pass	6.82	8.44	16.18	2.28	2.76	2.58	2.48
5.2G;VHT40;Nss1,(M0);Ntx4;5230	Pass	6.82	11.74	16.18	5.67	6.04	6.09	5.53
5.8G;VHT40;Nss1,(M0);Ntx4;5755	Pass	6.13	10.35	29.87	3.98	4.28	4.85	4.81
5.8G;VHT40;Nss1,(M0);Ntx4;5795	Pass	6.13	10.35	29.87	4.04	4.65	4.74	4.63
5.2G;VHT80;Nss1,(M0);Ntx4;5210	Pass	6.82	4.04	16.18	-1.96	-1.88	-1.72	-1.72
5.8G;VHT80;Nss1,(M0);Ntx4;5775	Pass	6.13	8.07	29.87	1.47	2.37	2.91	2.44
5.2G;VHT20,BF;Nss1,(M0);Ntx4;5180	Pass	6.82	15.13	16.18	9.65	9.57	9.84	10.09
5.2G;VHT20,BF;Nss1,(M0);Ntx4;5200	Pass	6.82	14.65	16.18	9.90	9.40	9.29	7.50
5.2G;VHT20,BF;Nss1,(M0);Ntx4;5240	Pass	6.82	14.79	16.18	10.13	9.69	9.21	9.49
5.8G;VHT20,BF;Nss1,(M0);Ntx4;5745	Pass	6.13	14.79	29.87	9.11	9.58	10.11	9.77
5.8G;VHT20,BF;Nss1,(M0);Ntx4;5785	Pass	6.13	14.44	29.87	8.66	9.45	9.29	9.34
5.8G;VHT20,BF;Nss1,(M0);Ntx4;5825	Pass	6.13	14.74	29.87	9.58	9.13	9.54	9.86
5.2G;VHT40,BF;Nss1,(M0);Ntx4;5190	Pass	6.82	6.65	16.18	1.17	1.29	1.47	1.86
5.2G;VHT40,BF;Nss1,(M0);Ntx4;5230	Pass	6.82	12.52	16.18	7.37	7.52	6.87	7.45
5.8G;VHT40,BF;Nss1,(M0);Ntx4;5755	Pass	6.13	11.53	29.87	6.04	6.11	6.14	6.19
5.8G;VHT40,BF;Nss1,(M0);Ntx4;5795	Pass	6.13	11.19	29.87	5.17	5.94	6.01	5.84
5.2G;VHT80,BF;Nss1,(M0);Ntx4;5210	Pass	6.82	2.57	16.18	-2.97	-2.70	-2.96	-2.40
5.8G;VHT80,BF;Nss1,(M0);Ntx4;5775	Pass	6.13	8.79	29.87	2.78	3.35	3.59	3.61

PSD;Band:5.2G;VHT20;BWch:20MHz;Nss:1,(M0);Nant:4;Ch:5180MHz;TN,VN

Sum.Max	PD	P1	P2	P3	P4
(dBm/RBW)	(dBm/RBW)	(dBm/RBW)	(dBm/RBW)	(dBm/RBW)	(dBm/RBW)
15.32	15.32	9.28	9.37	9.49	9.44

PSD;Band:5.2G;VHT20;BWch:20MHz;Nss:1,(M0);Nant:4;Ch:5200MHz;TN,VN

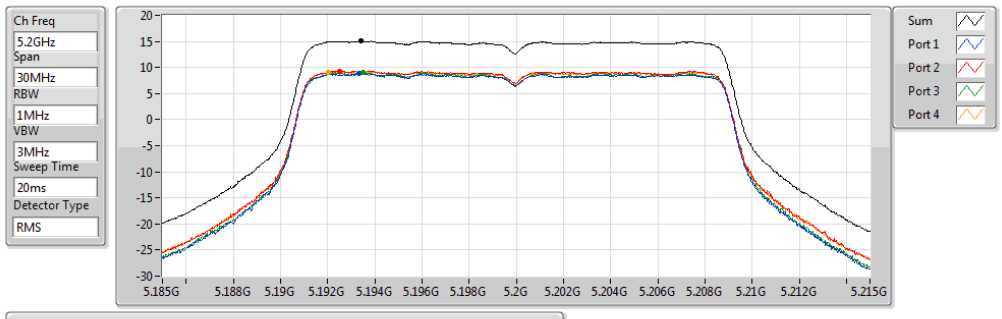

Sum.Max	PD	P1	P2	P3	P4
(dBm/RBW)	(dBm/RBW)	(dBm/RBW)	(dBm/RBW)	(dBm/RBW)	(dBm/RBW)
15.03	15.03	8.81	9.30	9.01	9.14

PSD;Band:5.2G;VHT20;BWch:20MHz;Nss:1,(M0);Nant:4;Ch:5240MHz;TN,VN

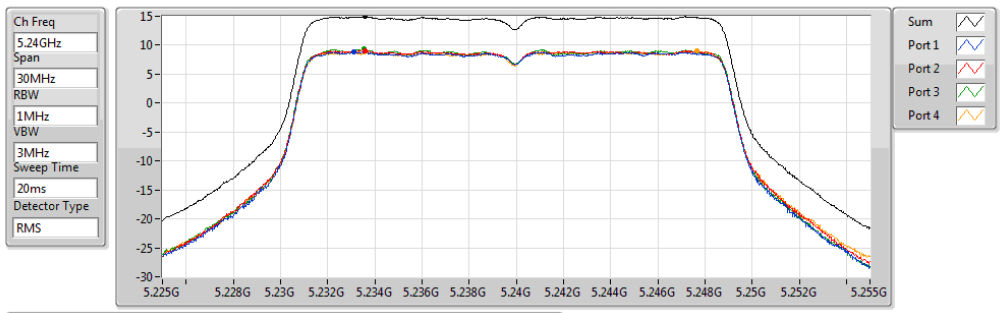

Sum.Max	PD	P1	P2	P3	P4
(dBm/RBW)	(dBm/RBW)	(dBm/RBW)	(dBm/RBW)	(dBm/RBW)	(dBm/RBW)
14.93	14.93	8.85	9.03	9.30	8.96

PSD;Band:5.8G;VHT20;BWch:20MHz;Nss:1,(M0);Nant:4;Ch:5745MHz;TN,VN

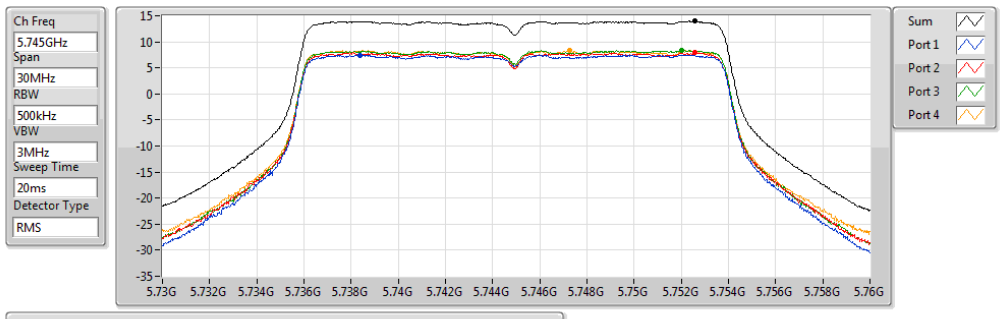

Sum.Max	PD	P1	P2	P3	P4
(dBm/RBW)	(dBm/RBW)	(dBm/RBW)	(dBm/RBW)	(dBm/RBW)	(dBm/RBW)
13.98	13.98	7.45	7.92	8.36	8.33

PSD;Band:5.8G;VHT20;BWch:20MHz;Nss:1,(M0);Nant:4;Ch:5785MHz;TN,VN

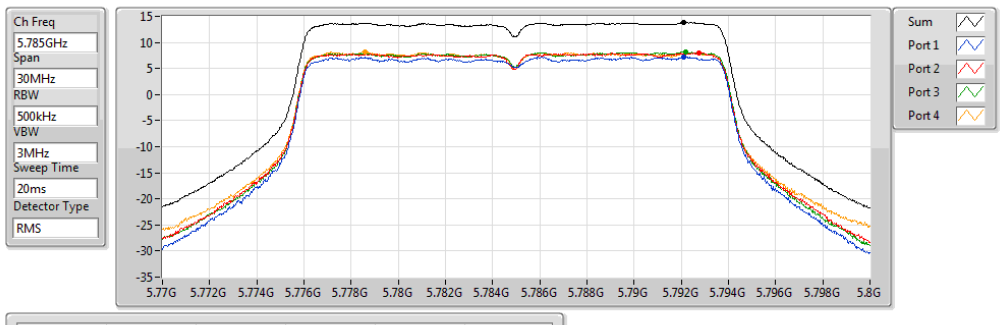

Sum.Max	PD	P1	P2	P3	P4
(dBm/RBW)	(dBm/RBW)	(dBm/RBW)	(dBm/RBW)	(dBm/RBW)	(dBm/RBW)
13.82	13.82	7.19	8.01	8.21	8.16

PSD;Band:5.8G;VHT20;BWch:20MHz;Nss:1,(M0);Nant:4;Ch:5825MHz;TN,VN

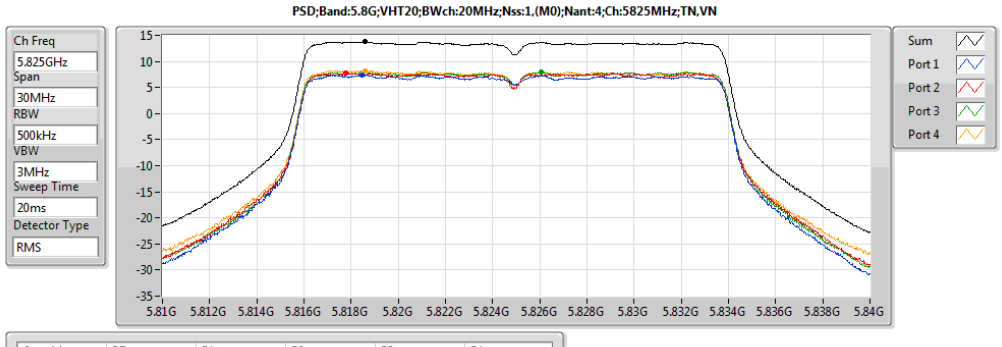

Sum.Max	PD	P1	P2	P3	P4
(dBm/RBW)	(dBm/RBW)	(dBm/RBW)	(dBm/RBW)	(dBm/RBW)	(dBm/RBW)
13.77	13.77	7.42	7.80	7.99	8.25

PSD;Band:5.2G;VHT40;BWch:40MHz;Nss:1,(M0);Nant:4;Ch:5190MHz;TN,VN

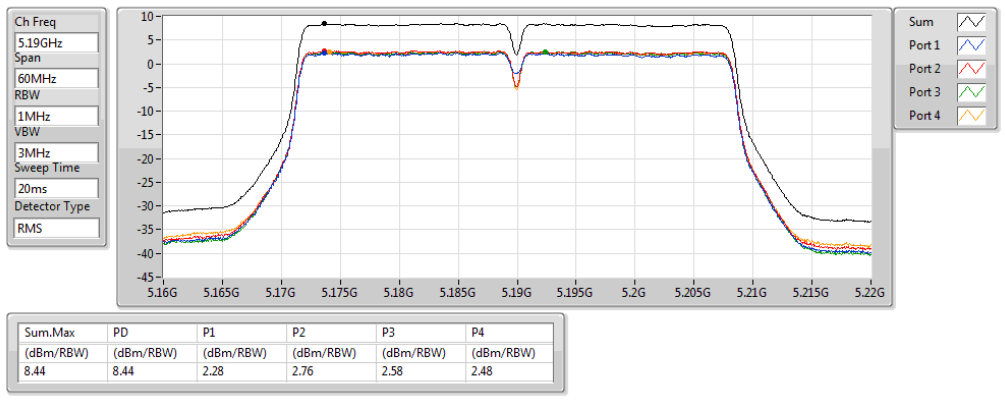

Sum.Max	PD	P1	P2	P3	P4
(dBm/RBW)	(dBm/RBW)	(dBm/RBW)	(dBm/RBW)	(dBm/RBW)	(dBm/RBW)
8.44	8.44	2.28	2.76	2.58	2.48

PSD;Band:5.2G;VHT40;BWch:40MHz;Nss:1,(M0);Nant:4;Ch:5230MHz;TN,VN

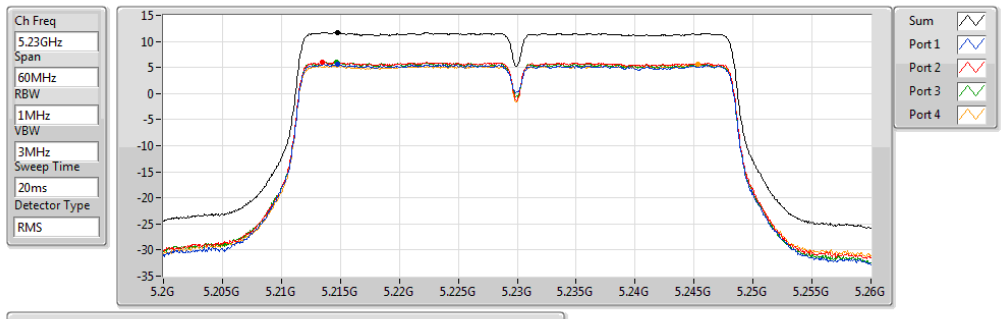

Sum.Max	PD	P1	P2	P3	P4
(dBm/RBW)	(dBm/RBW)	(dBm/RBW)	(dBm/RBW)	(dBm/RBW)	(dBm/RBW)
11.74	11.74	5.67	6.04	6.09	5.53

PSD;Band:5.8G;VHT40;BWch:40MHz;Nss:1,(M0);Nant:4;Ch:5755MHz;TN,VN

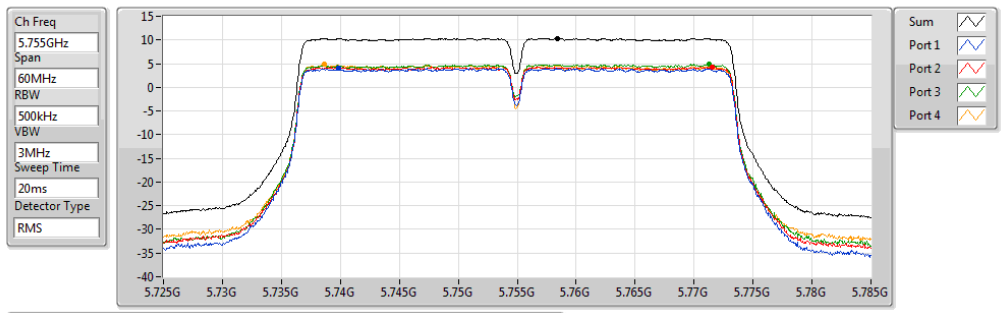

Sum.Max	PD	P1	P2	P3	P4
(dBm/RBW)	(dBm/RBW)	(dBm/RBW)	(dBm/RBW)	(dBm/RBW)	(dBm/RBW)
10.35	10.35	3.98	4.28	4.85	4.81

PSD;Band:5.8G;VHT40;BWch:40MHz;Nss:1,(M0);Nant:4;Ch:5795MHz;TN,VN

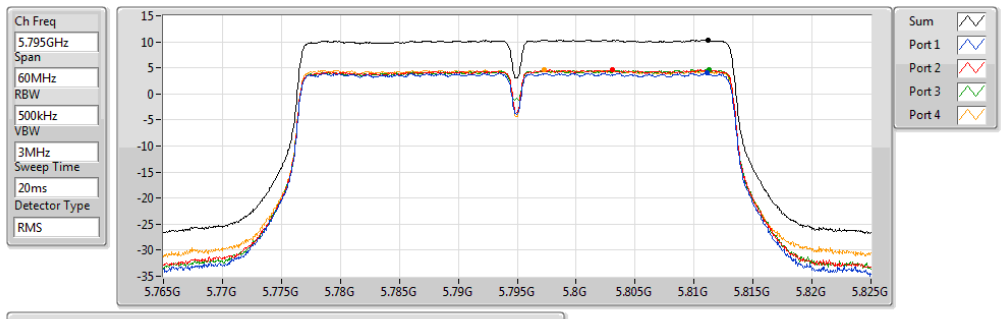

Sum.Max	PD	P1	P2	P3	P4
(dBm/RBW)	(dBm/RBW)	(dBm/RBW)	(dBm/RBW)	(dBm/RBW)	(dBm/RBW)
10.35	10.35	4.04	4.65	4.74	4.63

PSD;Band:5.2G;VHT80;BWch:80MHz;Nss:1,(M0);Nant:4;Ch:5210MHz;TN,VN

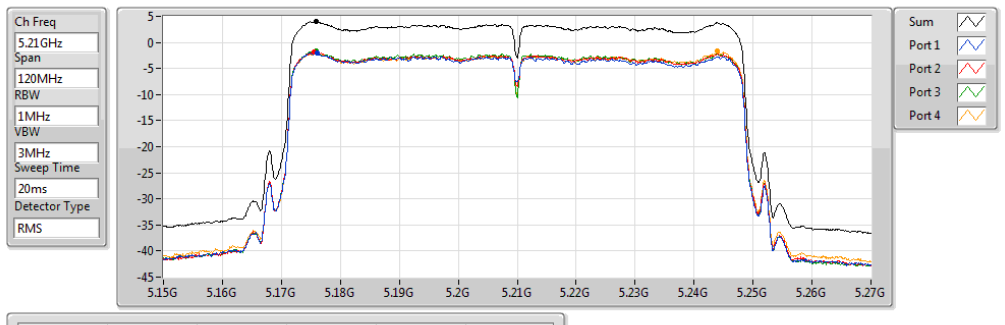

Sum.Max	PD	P1	P2	P3	P4
(dBm/RBW)	(dBm/RBW)	(dBm/RBW)	(dBm/RBW)	(dBm/RBW)	(dBm/RBW)
4.04	4.04	-1.96	-1.88	-1.72	-1.72

PSD;Band:5.8G;VHT80;BWch:80MHz;Nss:1,(M0);Nant:4;Ch:5775MHz;TN,VN

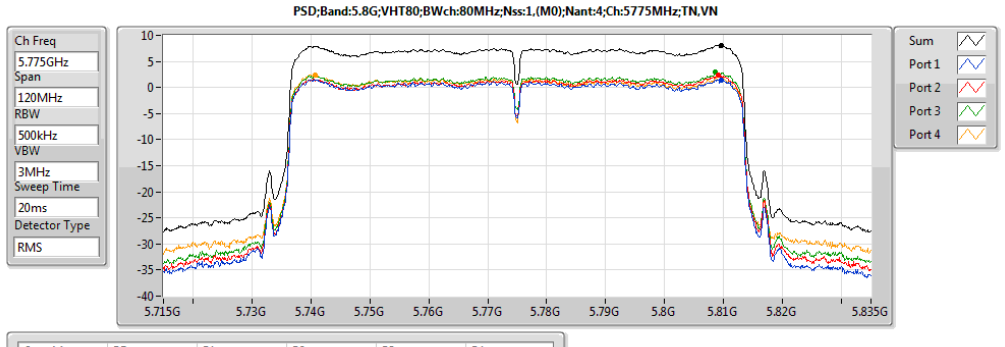

Sum.Max	PD	P1	P2	P3	P4
(dBm/RBW)	(dBm/RBW)	(dBm/RBW)	(dBm/RBW)	(dBm/RBW)	(dBm/RBW)
8.07	8.07	1.47	2.37	2.91	2.44

PSD;Band:5.2G;VHT20,BF;BWch:20MHz;Nss:1,(M0);Nant:4;Ch:5180MHz;TN,VN

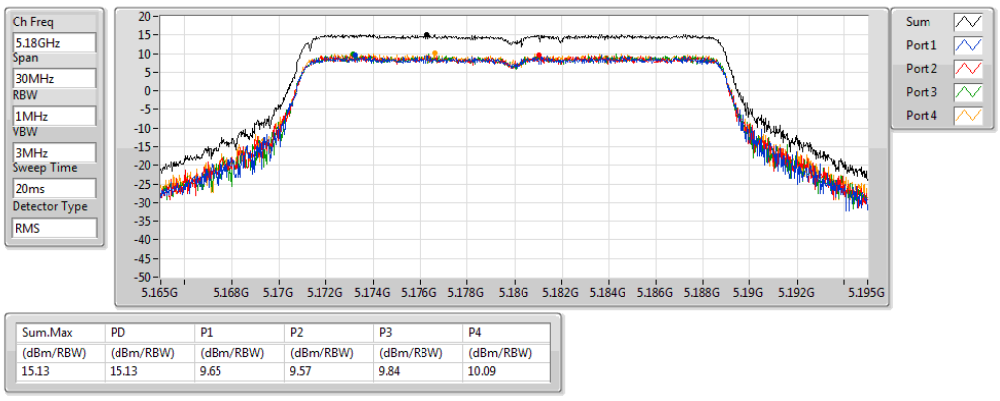

Sum.Max	PD	P1	P2	P3	P4
(dBm/RBW)	(dBm/RBW)	(dBm/RBW)	(dBm/RBW)	(dBm/RBW)	(dBm/RBW)
15.13	15.13	9.65	9.57	9.84	10.09

PSD;Band:5.2G;VHT20,BF;BWch:20MHz;Nss:1,(M0);Nant:4;Ch:5200MHz;TN,VN

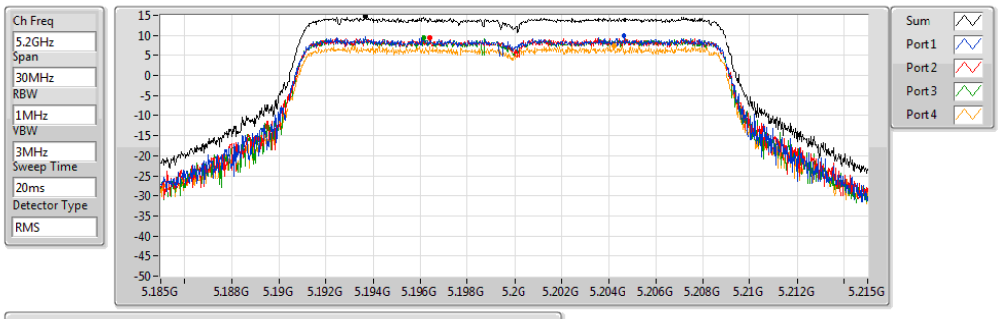

Sum.Max	PD	P1	P2	P3	P4
(dBm/RBW)	(dBm/RBW)	(dBm/RBW)	(dBm/RBW)	(dBm/RBW)	(dBm/RBW)
14.65	14.65	9.90	9.40	9.29	7.50

PSD;Band:5.2G;VHT20,BF;BWch:20MHz;Nss:1,(M0);Nant:4;Ch:5240MHz;TN,VN

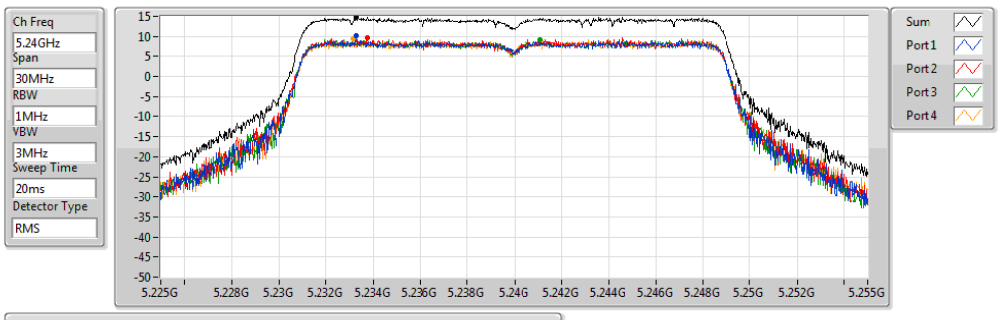

Sum.Max	PD	P1	P2	P3	P4
(dBm/RBW)	(dBm/RBW)	(dBm/RBW)	(dBm/RBW)	(dBm/RBW)	(dBm/RBW)
14.79	14.79	10.13	9.69	9.21	9.49

PSD;Band:5.8G;VHT20,BF;BWch:20MHz;Nss:1,(M0);Nant:4;Ch:5745MHz;TN,VN

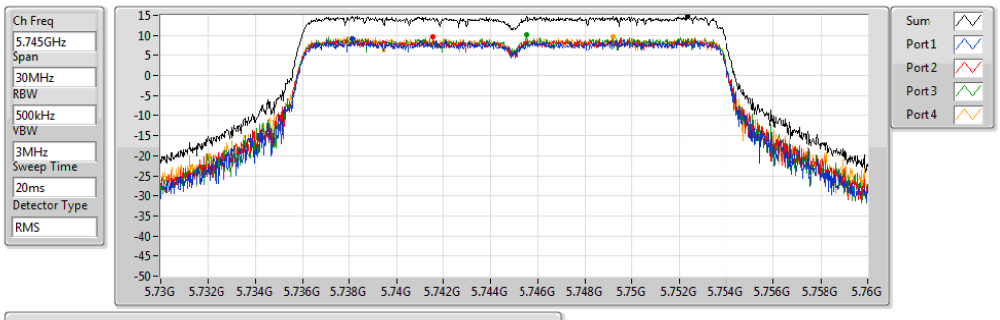

Sum.Max	PD	P1	P2	P3	P4
(dBm/RBW)	(dBm/RBW)	(dBm/RBW)	(dBm/RBW)	(dBm/RBW)	(dBm/RBW)
14.79	14.79	9.11	9.58	10.11	9.77

PSD;Band:5.8G;VHT20,BF;BWch:20MHz;Nss:1,(M0);Nant:4;Ch:5785MHz;TN,VN

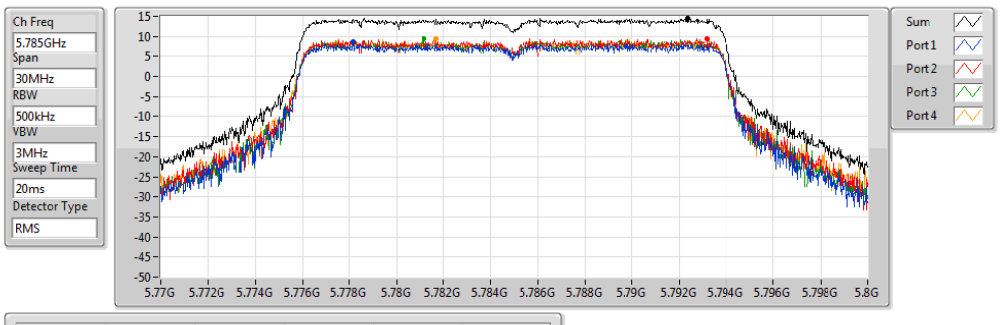

Sum.Max	PD	P1	P2	P3	P4
(dBm/RBW)	(dBm/RBW)	(dBm/RBW)	(dBm/RBW)	(dBm/RBW)	(dBm/RBW)
14.44	14.44	8.66	9.45	9.29	9.34

PSD;Band:5.8G;VHT20,BF;BWch:20MHz;Nss:1,(M0);Nant:4;Ch:5825MHz;TN,VN

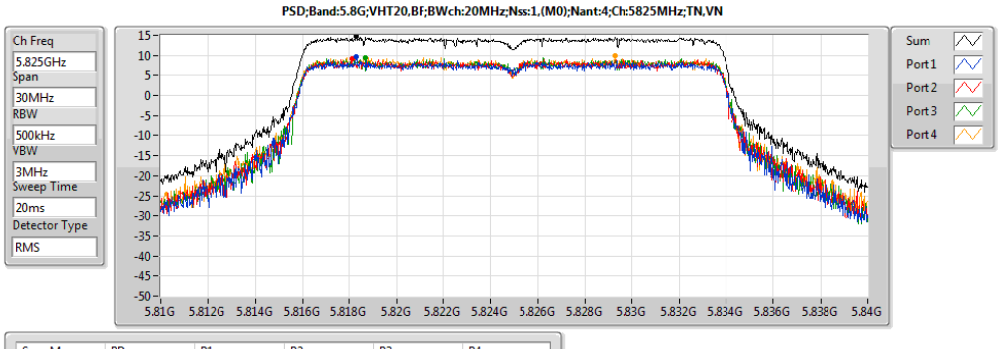

Sum.Max	PD	P1	P2	P3	P4
(dBm/RBW)	(dBm/RBW)	(dBm/RBW)	(dBm/RBW)	(dBm/RBW)	(dBm/RBW)
14.74	14.74	9.58	9.13	9.54	9.86

PSD;Band:5.2G;VHT40,BF;BWch:40MHz;Nss:1,(M0);Nant:4;Ch:5190MHz;TN,VN

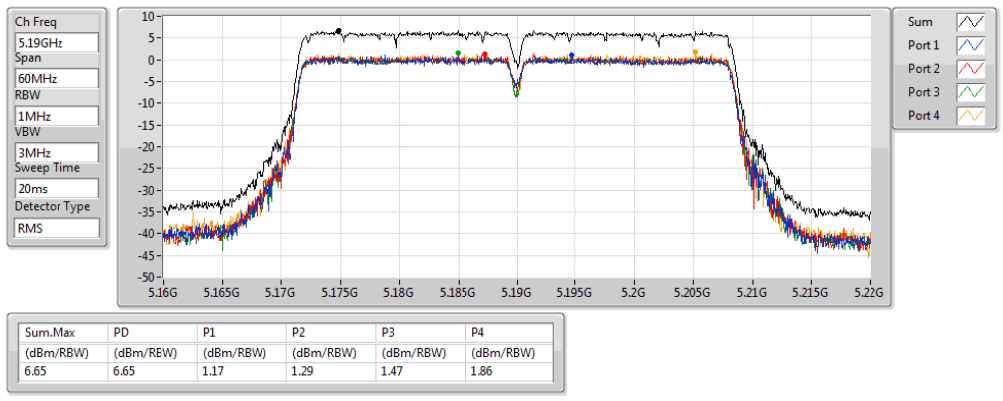

Sum.Max	PD	P1	P2	P3	P4
(dBm/RBW)	(dBm/RBW)	(dBm/RBW)	(dBm/RBW)	(dBm/RBW)	(dBm/RBW)
6.65	6.65	1.17	1.29	1.47	1.86

PSD;Band:5.2G;VHT40,BF;BWch:40MHz;Nss:1,(M0);Nant:4;Ch:5230MHz;TN,VN

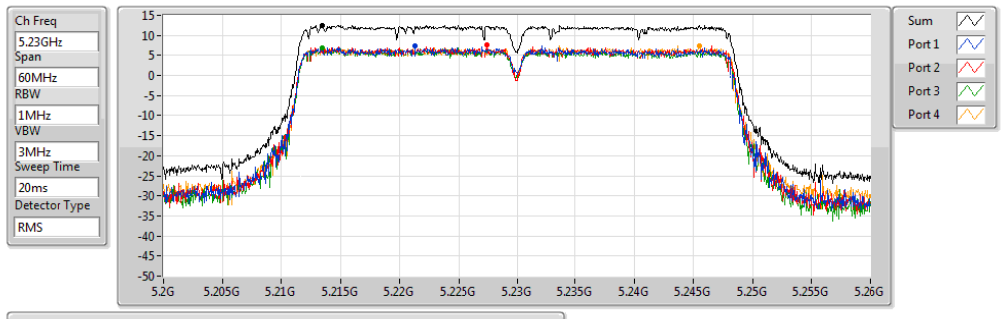

Sum.Max	PD	P1	P2	P3	P4
(dBm/RBW)	(dBm/RBW)	(dBm/RBW)	(dBm/RBW)	(dBm/RBW)	(dBm/RBW)
12.52	12.52	7.37	7.52	6.87	7.45

PSD;Band:5.8G;VHT40,BF;BWch:40MHz;Nss:1,(M0);Nant:4;Ch:5755MHz;TN,VN

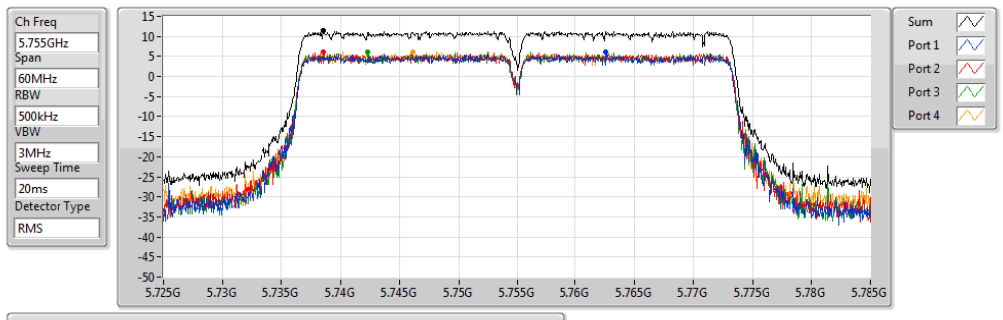

Sum.Max	PD	P1	P2	P3	P4
(dBm/RBW)	(dBm/RBW)	(dBm/RBW)	(dBm/RBW)	(dBm/RBW)	(dBm/RBW)
11.53	11.53	6.04	6.11	6.14	6.19

PSD;Band:5.8G;VHT40,BF;BWch:40MHz;Nss:1,(M0);Nant:4;Ch:5795MHz;TN,VN

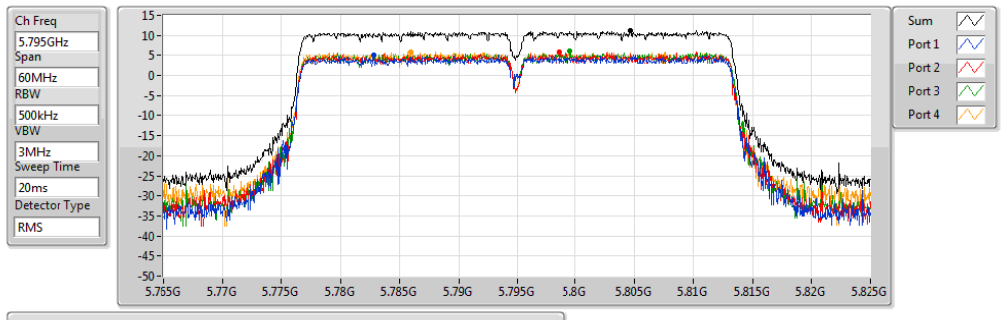

Sum.Max	PD	P1	P2	P3	P4
(dBm/RBW)	(dBm/RBW)	(dBm/RBW)	(dBm/RBW)	(dBm/RBW)	(dBm/RBW)
11.19	11.19	5.17	5.94	6.01	5.84

PSD;Band:5.2G;VHT80,BF;BWch:80MHz;Nss:1,(M0);Nant:4;Ch:5210MHz;TN,VN

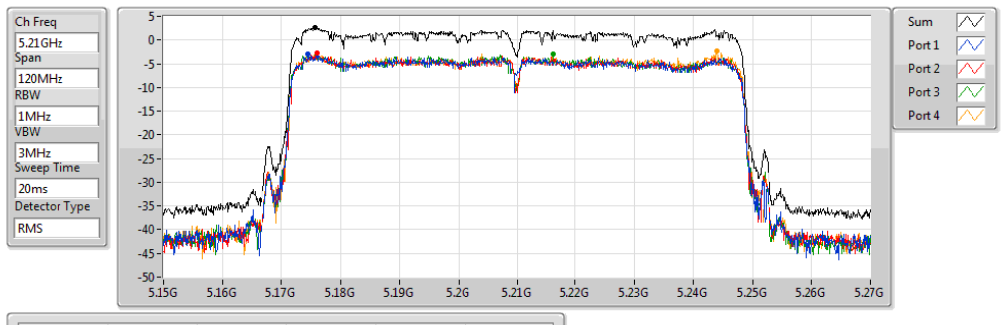

Sum.Max	PD	P1	P2	P3	P4
(dBm/RBW)	(dBm/RBW)	(dBm/RBW)	(dBm/RBW)	(dBm/RBW)	(dBm/RBW)
2.57	2.57	-2.97	-2.70	-2.96	-2.40

PSD;Band:5.8G;VHT80,BF;BWch:80MHz;Nss:1,(M0);Nant:4;Ch:5775MHz;TN,VN

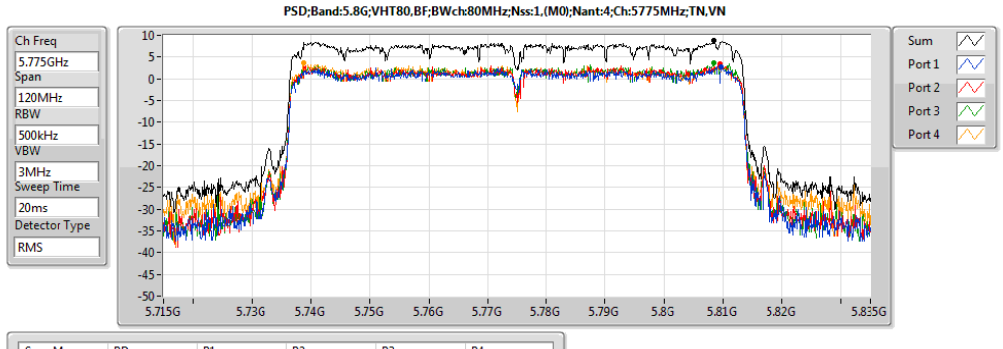

Sum.Max	PD	P1	P2	P3	P4
(dBm/RBW)	(dBm/RBW)	(dBm/RBW)	(dBm/RBW)	(dBm/RBW)	(dBm/RBW)
8.79	8.79	2.78	3.35	3.59	3.61

Summary

Mode	PD (dBm/RBW)	EIRP.PD (dBm/RBW)
5.2G;VHT20,BF;Nss2,(M0);Ntx4	16.89	20.85
5.8G;VHT20,BF;Nss2,(M0);Ntx4	15.58	18.70
5.2G;VHT40,BF;Nss2,(M0);Ntx4	13.00	16.96
5.8G;VHT40,BF;Nss2,(M0);Ntx4	12.28	15.40
5.2G;VHT80,BF;Nss2,(M0);Ntx4	5.42	9.38
5.8G;VHT80,BF;Nss2,(M0);Ntx4	10.34	13.46

Result

Mode	Result	DG (dBi)	PD (dBm/RBW)	PD.Limit (dBm/RBW)	P1 (dBm/RBW)	P2 (dBm/RBW)	P3 (dBm/RBW)	P4 (dBm/RBW)
5.2G;VHT20,BF;Nss2,(M0);Ntx4;5180	Pass	3.96	16.74	17.00	11.63	10.96	10.29	10.47
5.2G;VHT20,BF;Nss2,(M0);Ntx4;5200	Pass	3.96	16.60	17.00	11.16	10.89	10.48	10.60
5.2G;VHT20,BF;Nss2,(M0);Ntx4;5240	Pass	3.96	16.89	17.00	11.69	11.16	10.78	10.72
5.8G;VHT20,BF;Nss2,(M0);Ntx4;5745	Pass	3.12	15.48	30.00	10.20	10.39	8.65	9.39
5.8G;VHT20,BF;Nss2,(M0);Ntx4;5785	Pass	3.12	15.58	30.00	10.25	10.31	8.51	9.71
5.8G;VHT20,BF;Nss2,(M0);Ntx4;5825	Pass	3.12	15.49	30.00	10.31	10.34	8.82	9.05
5.2G;VHT40,BF;Nss2,(M0);Ntx4;5190	Pass	3.96	8.27	17.00	3.44	2.49	2.26	1.87
5.2G;VHT40,BF;Nss2,(M0);Ntx4;5230	Pass	3.96	13.00	17.00	8.22	7.23	6.89	6.65
5.8G;VHT40,BF;Nss2,(M0);Ntx4;5755	Pass	3.12	11.98	30.00	7.00	6.98	5.27	5.76
5.8G;VHT40,BF;Nss2,(M0);Ntx4;5795	Pass	3.12	12.28	30.00	7.55	6.83	5.96	5.88
5.2G;VHT80,BF;Nss2,(M0);Ntx4;5210	Pass	3.96	5.42	17.00	0.93	-0.58	-0.71	-0.94
5.8G;VHT80,BF;Nss2,(M0);Ntx4;5775	Pass	3.12	10.34	30.00	5.25	4.80	3.62	3.78

PSD;Band:5.2G;VHT20,BF;BWch:20MHz;Nss:2,(M0);Nant:4;Ch:5180MHz;TN,VN

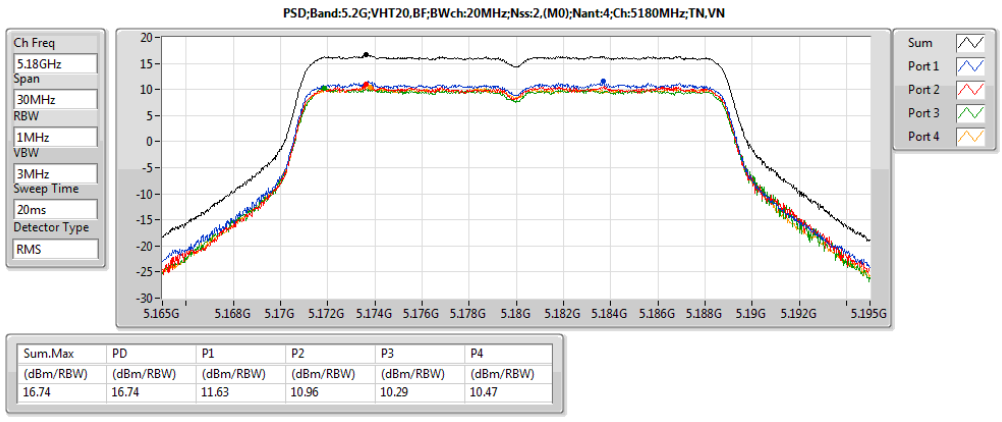

Sum.Max	PD	P1	P2	P3	P4
(dBm/RBW)	(dBm/RBW)	(dBm/RBW)	(dBm/RBW)	(dBm/RBW)	(dBm/RBW)
16.74	16.74	11.63	10.96	10.29	10.47

PSD;Band:5.2G;VHT20,BF;BWch:20MHz;Nss:2,(M0);Nant:4;Ch:5200MHz;TN,VN

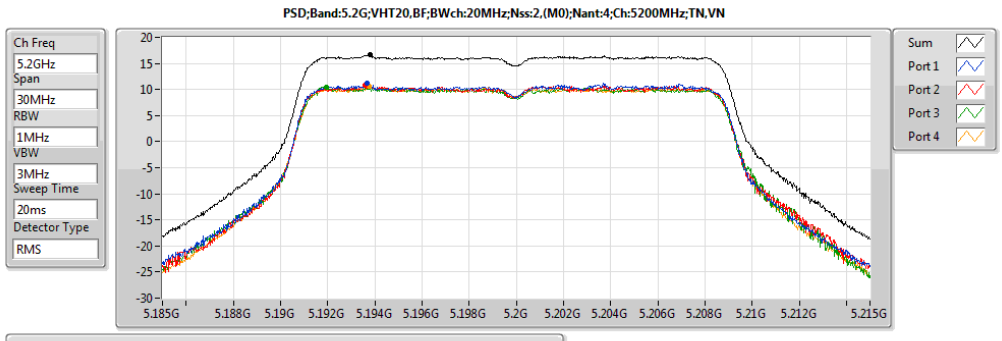

Sum.Max	PD	P1	P2	P3	P4
(dBm/RBW)	(dBm/RBW)	(dBm/RBW)	(dBm/RBW)	(dBm/RBW)	(dBm/RBW)
16.60	16.60	11.16	10.89	10.48	10.60

PSD;Band:5.2G;VHT20,BF;BWch:20MHz;Nss:2,(M0);Nant:4;Ch:5240MHz;TN,VN

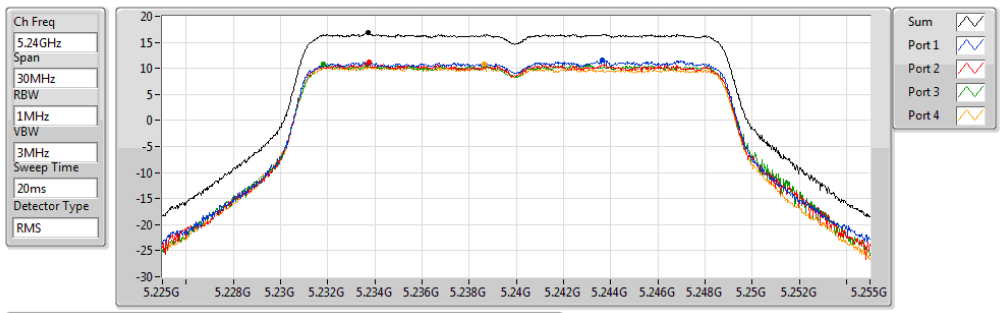

Sum.Max	PD	P1	P2	P3	P4
(dBm/RBW)	(dBm/RBW)	(dBm/RBW)	(dBm/RBW)	(dBm/RBW)	(dBm/RBW)
16.89	16.89	11.69	11.16	10.78	10.72

PSD;Band:5.8G;VHT20,BF;BWch:20MHz;Nss:2,(M0);Nant:4;Ch:5745MHz;TN,VN

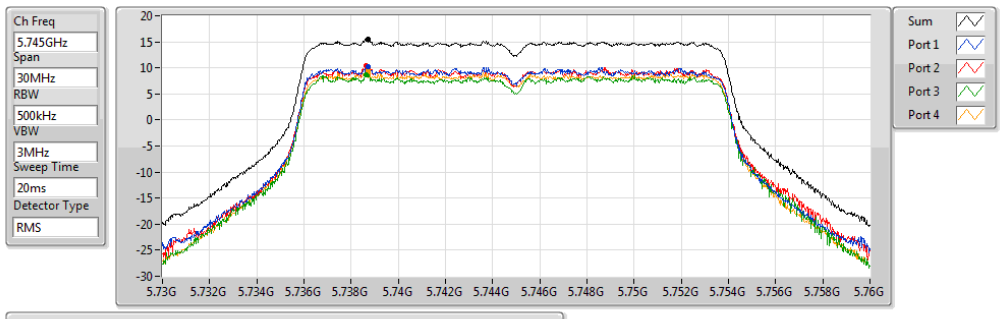

Sum.Max	PD	P1	P2	P3	P4
(dBm/RBW)	(dBm/RBW)	(dBm/RBW)	(dBm/RBW)	(dBm/RBW)	(dBm/RBW)
15.48	15.48	10.20	10.39	8.65	9.39

PSD;Band:5.8G;VHT20,BF;BWch:20MHz;Nss:2,(M0);Nant:4;Ch:5785MHz;TN,VN

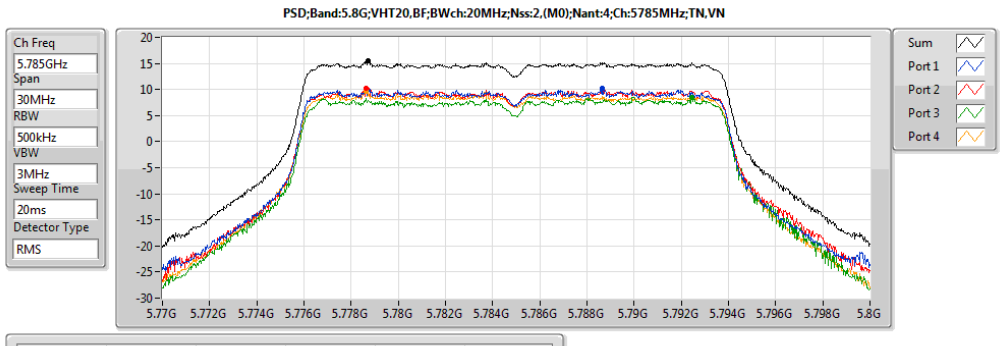

Sum.Max	PD	P1	P2	P3	P4
(dBm/RBW)	(dBm/RBW)	(dBm/RBW)	(dBm/RBW)	(dBm/RBW)	(dBm/RBW)
15.58	15.58	10.25	10.31	8.51	9.71

PSD;Band:5.8G;VHT20,BF;BWch:20MHz;Nss:2,(M0);Nant:4;Ch:5825MHz;TN,VN

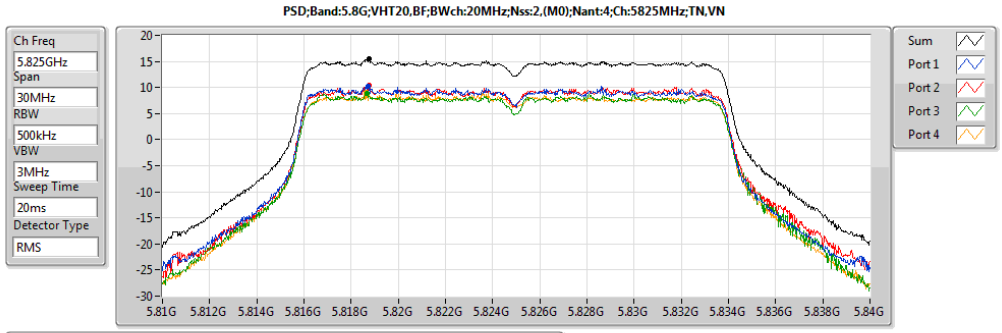

Sum.Max	PD	P1	P2	P3	P4
(dBm/RBW)	(dBm/RBW)	(dBm/RBW)	(dBm/RBW)	(dBm/RBW)	(dBm/RBW)
15.49	15.49	10.31	10.34	8.82	9.05

PSD;Band:5.2G;VHT40,BF;BWch:40MHz;Nss:2,(M0);Nant:4;Ch:5190MHz;TN,VN

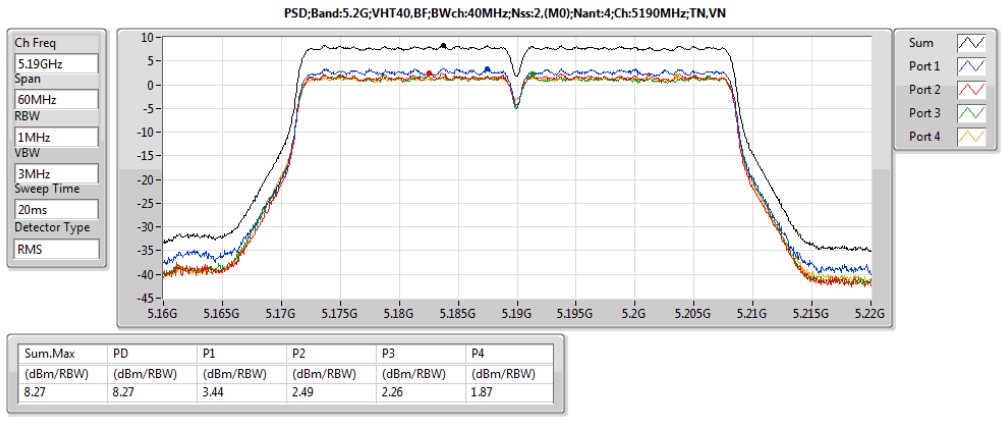

Sum.Max	PD	P1	P2	P3	P4
(dBm/RBW)	(dBm/RBW)	(dBm/RBW)	(dBm/RBW)	(dBm/RBW)	(dBm/RBW)
8.27	8.27	3.44	2.49	2.26	1.87

PSD;Band:5.2G;VHT40,BF;BWch:40MHz;Nss:2,(M0);Nant:4;Ch:5230MHz;TN,VN

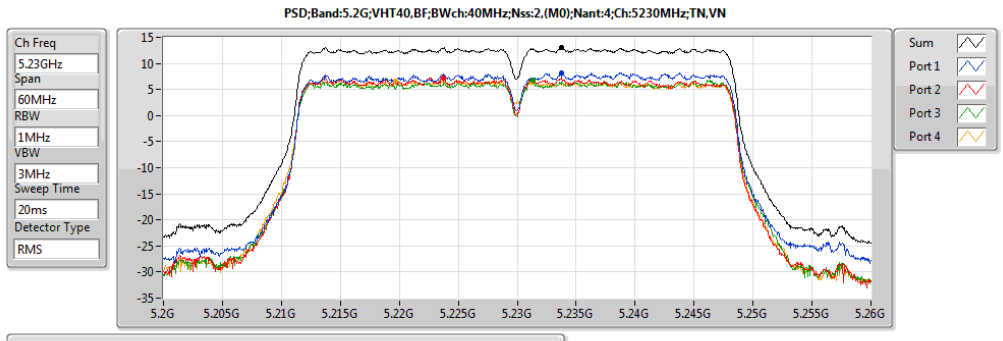

Sum.Max	PD	P1	P2	P3	P4
(dBm/RBW)	(dBm/RBW)	(dBm/RBW)	(dBm/RBW)	(dBm/RBW)	(dBm/RBW)
13.00	13.00	8.22	7.23	6.89	6.65

PSD;Band:5.8G;VHT40,BF;BWch:40MHz;Nss:2,(M0);Nant:4;Ch:5755MHz;TN,VN

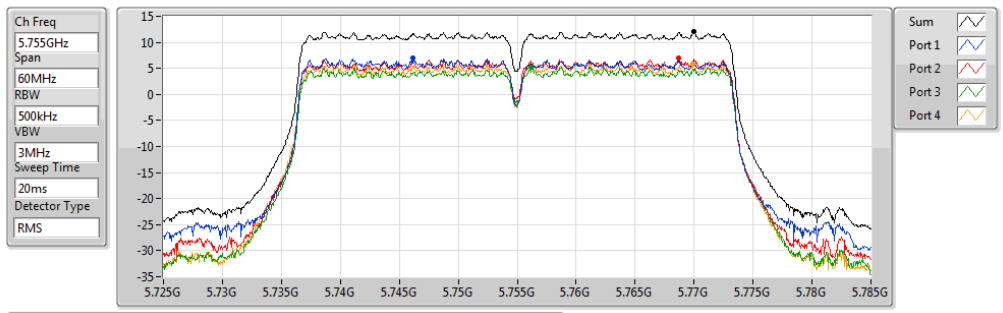

Sum.Max	PD	P1	P2	P3	P4
(dBm/RBW)	(dBm/RBW)	(dBm/RBW)	(dBm/RBW)	(dBm/RBW)	(dBm/RBW)
11.98	11.98	7.00	6.98	5.27	5.76

PSD;Band:5.8G;VHT40,BF;BWch:40MHz;Nss:2,(M0);Nant:4;Ch:5795MHz;TN,VN

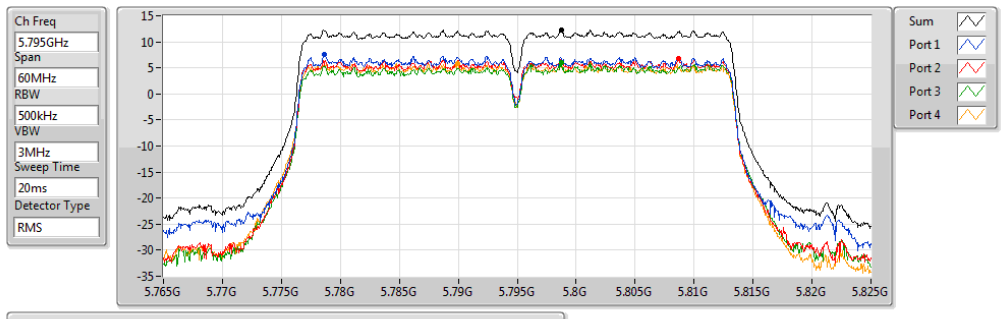

Sum.Max	PD	P1	P2	P3	P4
(dBm/RBW)	(dBm/RBW)	(dBm/RBW)	(dBm/RBW)	(dBm/RBW)	(dBm/RBW)
12.28	12.28	7.55	6.83	5.96	5.88

PSD;Band:5.2G;VHT80,BF;BWch:80MHz;Nss:2,(M0);Nant:4;Ch:5210MHz;TN,VN

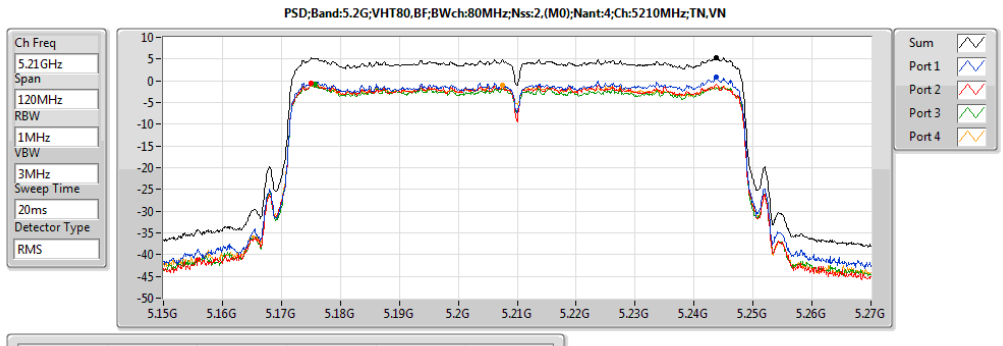

Sum.Max	PD	P1	P2	P3	P4
(dBm/RBW)	(dBm/RBW)	(dBm/RBW)	(dBm/RBW)	(dBm/RBW)	(dBm/RBW)
5.42	5.42	0.93	-0.58	-0.71	-0.94

PSD;Band:5.8G;VHT80,BF;BWch:80MHz;Nss:2,(M0);Nant:4;Ch:5775MHz;TN,VN

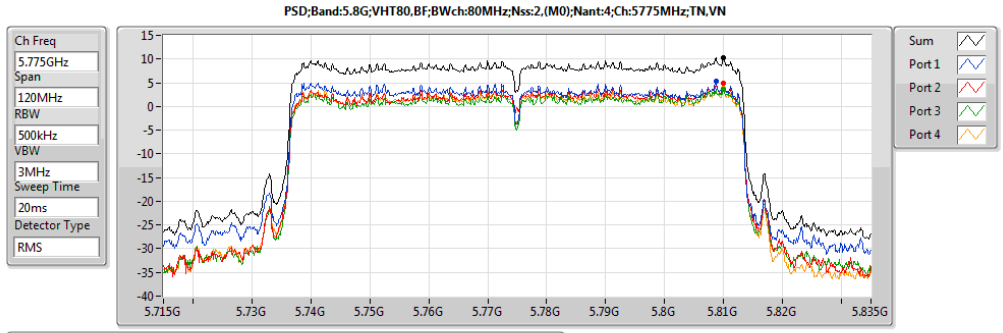

Sum.Max	PD	P1	P2	P3	P4
(dBm/RBW)	(dBm/RBW)	(dBm/RBW)	(dBm/RBW)	(dBm/RBW)	(dBm/RBW)
10.34	10.34	5.25	4.80	3.62	3.78

RSE below 1GHz Result			
Operating Mode	2	**Polarization**	Horizontal
Operating Function	CTX - WLAN 2.4GHz function		

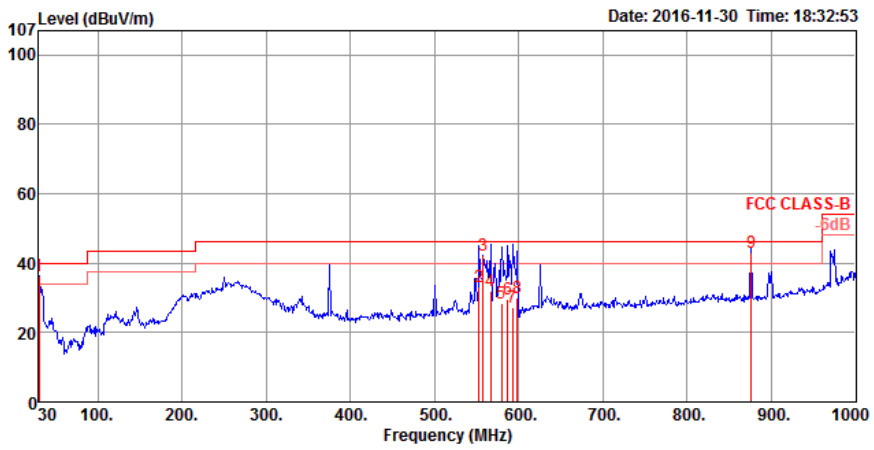

	Freq	Level	Limit Line	Over Limit	Read Level	Cable Loss	Antenna Factor	Preamp Factor	A/Pos	T/Pos	Remark	Pol/Phase
	MHz	dBuV/m	dBuV/m	dB	dBuV	dB	dB/m	dB	cm	deg		
1	30.00	36.26	40.00	-3.74	41.60	0.53	25.60	31.47	100	22	Peak	HORIZONTAL
2	552.83	32.99	46.00	-13.01	39.00	1.85	24.52	32.38	258	258	QP	HORIZONTAL
3	557.68	42.36	46.00	-3.64	48.33	1.86	24.55	32.38	125	308	Peak	HORIZONTAL
4	566.41	32.12	46.00	-13.88	38.00	1.88	24.63	32.39	229	334	QP	HORIZONTAL
5	579.99	28.45	46.00	-17.55	34.20	1.90	24.75	32.40	136	246	QP	HORIZONTAL
6	586.78	29.51	46.00	-16.49	35.20	1.91	24.80	32.40	137	70	QP	HORIZONTAL
7	592.60	27.36	46.00	-18.64	33.00	1.92	24.85	32.41	151	62	QP	HORIZONTAL
8	598.42	29.92	46.00	-16.08	35.50	1.93	24.90	32.41	214	110	QP	HORIZONTAL
9	875.84	43.04	46.00	-2.96	46.00	2.38	27.15	32.49	146	216	QP	HORIZONTAL

Note 1: “>20dB” means emission levels that exceed the level of 20 dB below the applicable limit.
Note 2: “N/F” means Nothing Found emissions (No emissions were detected.)

RSE below 1GHz Result			
Operating Mode	2	**Power Phase**	Vertical
Operating Function	CTX - WLAN 2.4GHz function		

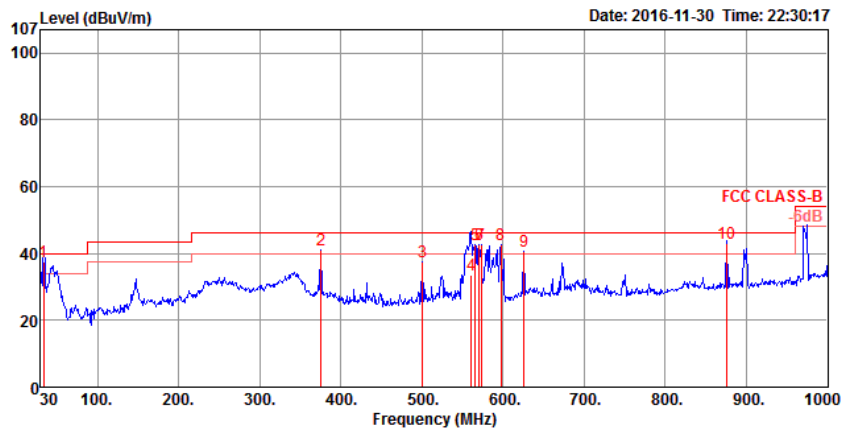

	Freq	Level	Limit Line	Over Limit	Read Level	Cable Loss	Antenna Factor	Preamp Factor	A/Pos	T/Pos	Remark	Pol/Phase
	MHz	dBuV/m	dBuV/m	dB	dBuV	dB	dB/m	dB	cm	deg		
1	33.88	37.37	40.00	-2.63	45.20	0.53	23.21	31.57	100	323	QP	VERTICAL
2	375.32	41.06	46.00	-4.94	49.95	1.50	21.73	32.12	150	256	Peak	VERTICAL
3	500.45	37.35	46.00	-8.65	44.18	1.76	23.73	32.32	100	302	Peak	VERTICAL
4	560.59	33.56	46.00	-12.44	39.50	1.87	24.58	32.39	100	141	QP	VERTICAL
5	565.44	42.48	46.00	-3.52	48.38	1.87	24.62	32.39	175	142	Peak	VERTICAL
6	570.29	42.60	46.00	-3.40	48.44	1.88	24.67	32.39	125	120	Peak	VERTICAL
7	573.20	42.70	46.00	-3.30	48.52	1.89	24.68	32.39	100	207	Peak	VERTICAL
8	597.45	42.81	46.00	-3.19	48.41	1.93	24.88	32.41	100	73	Peak	VERTICAL
9	625.58	40.85	46.00	-5.15	46.17	1.97	25.16	32.45	100	163	Peak	VERTICAL
10	875.84	43.14	46.00	-2.86	46.10	2.38	27.15	32.49	100	170	QP	VERTICAL

Note 1: “>20dB” means emission levels that exceed the level of 20 dB below the applicable limit.
Note 2: “N/F” means Nothing Found emissions (No emissions were detected.)

Summary

Mode	Result	Type	Freq (Hz)	Level (dBuV/m)	Limit (dBuV/m)	Margin (dB)	Factor (dB)	Dist (m)	Pol. (H/V)	Azimuth (°)	Height (m)	Comments
5.2G;VHT40;Nss1,(M0);Ntx4;5190;TX	Pass	AV	5.1496G	53.95	54.00	-0.05	7.89	3	V	71	1.50	-
5.8G;VHT80;Nss1,(M0);Ntx4;5775;TX	Pass	PK	5.652G	67.46	69.68	-2.22	8.88	3	V	334	1.81	-
5.2G;VHT40;Nss1,(M0);Ntx4;5190;TX	Pass	AV	5.1496G	53.95	54.00	-0.05	7.89	3	V	71	1.50	-
5.8G;VHT80;Nss1,(M0);Ntx4;5775;TX	Pass	PK	5.652G	67.46	69.68	-2.22	8.88	3	V	334	1.81	-
5.2G;VHT40;Nss1,(M0);Ntx4;5190;TX	Pass	AV	5.1496G	53.95	54.00	-0.05	7.89	3	V	71	1.50	-
5.8G;VHT80;Nss1,(M0);Ntx4;5775;TX	Pass	PK	5.652G	67.46	69.68	-2.22	8.88	3	V	334	1.81	-
5.2G;VHT40;Nss1,(M0);Ntx4;5190;TX	Pass	AV	5.1496G	53.95	54.00	-0.05	7.89	3	V	71	1.50	-
5.8G;VHT80;Nss1,(M0);Ntx4;5775;TX	Pass	PK	5.652G	67.46	69.68	-2.22	8.88	3	V	334	1.81	-
5.2G;VHT40;Nss1,(M0);Ntx4;5190;TX	Pass	AV	5.1496G	53.95	54.00	-0.05	7.89	3	V	71	1.50	-
5.8G;VHT80;Nss1,(M0);Ntx4;5775;TX	Pass	PK	5.652G	67.46	69.68	-2.22	8.88	3	V	334	1.81	-
5.2G;VHT40;Nss1,(M0);Ntx4;5190;TX	Pass	AV	5.1496G	53.95	54.00	-0.05	7.89	3	V	71	1.50	-
5.8G;VHT80;Nss1,(M0);Ntx4;5775;TX	Pass	PK	5.652G	67.46	69.68	-2.22	8.88	3	V	334	1.81	-

RE TX above 1GHz;Band:5.2G;VHT20;BWch:20MHz;Nss:1,(M0);Nant:4;Ch:5180MHz;TX

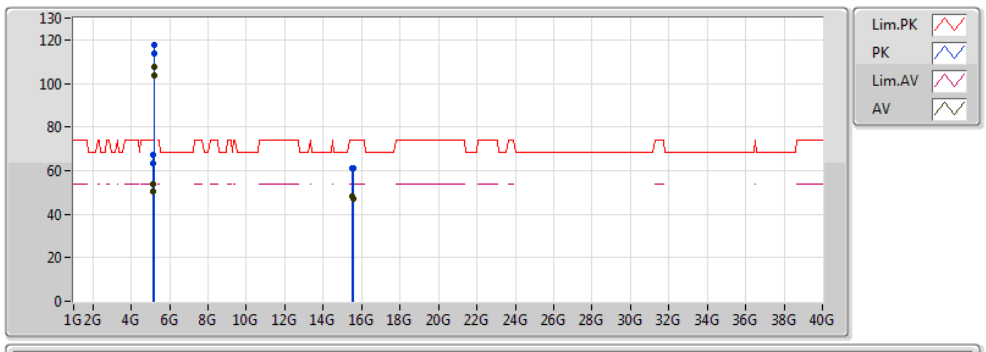

20161108
EUT Y_4T1S Non-TXBF
Setting 23
06-S-6

Type	Freq(Hz)	Level(dBuV/m)	Limit(dBuV/m)	Margin(dB)	Factor(dB)	Dist(m)	Pol.(H/V)	Azimuth(°)	Height(m)	Comments
AV	5.1496G	50.37	54.00	-3.63	7.89	3	H	211	1.25	-
AV	5.1792G	103.83	Inf	-Inf	7.92	3	H	218	1.66	-
PK	5.1492G	63.06	74.00	-10.94	7.89	3	H	211	1.25	-
PK	5.1824G	113.91	Inf	-Inf	7.92	3	H	218	1.66	-
AV	5.1496G	53.65	54.00	-0.35	7.89	3	V	255	1.24	-
AV	5.1844G	107.48	Inf	-Inf	7.93	3	V	69	1.43	-
PK	5.1496G	67.44	74.00	-6.56	7.89	3	V	255	1.24	-
PK	5.1732G	117.76	Inf	-Inf	7.92	3	V	69	1.43	-
AV	15.53872G	47.15	54.00	-6.85	19.43	3	H	37	1.77	-
PK	15.5401G	61.31	74.00	-12.69	19.43	3	H	37	1.77	-
AV	15.53208G	48.07	54.00	-5.93	19.45	3	V	198	2.32	-
PK	15.53472G	60.85	74.00	-13.15	19.45	3	V	198	2.32	-

RE TX above 1GHz;Band:5.2G;VHT20;BWch:20MHz;Nss:1,(M0);Nant:4;Ch:5180MHz;TX

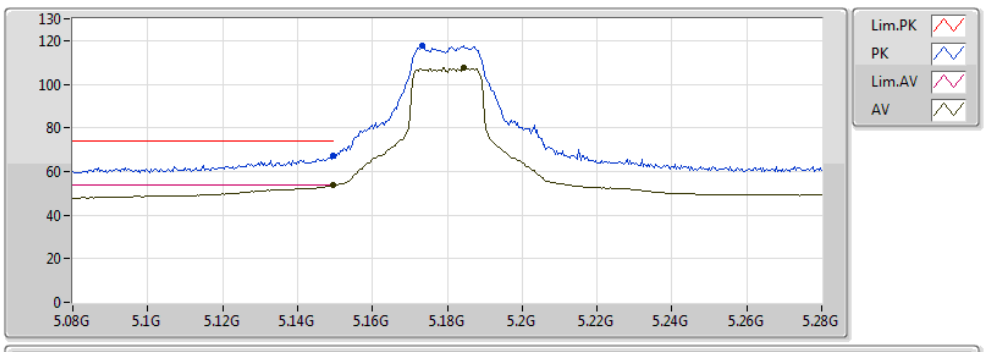

20161108
EUT Y_4T1S Non-TXBF
Setting 23
06-S-6-10

Type	Freq(Hz)	Level(dBuV/m)	Limit(dBuV/m)	Margin(dB)	Factor(dB)	Dist(m)	Pol.(H/V)	Azimuth(°)	Height(m)	Comments
AV	5.1496G	53.65	54.00	-0.35	7.89	3	V	255	1.24	-
AV	5.1844G	107.48	Inf	-Inf	7.93	3	V	69	1.43	-
PK	5.1496G	67.44	74.00	-6.56	7.89	3	V	255	1.24	-
PK	5.1732G	117.76	Inf	-Inf	7.92	3	V	69	1.43	-

RE TX above 1GHz;Band:5.2G;VHT20;BWch:20MHz;Nss:1,(M0);Nant:4;Ch:5180MHz;TX

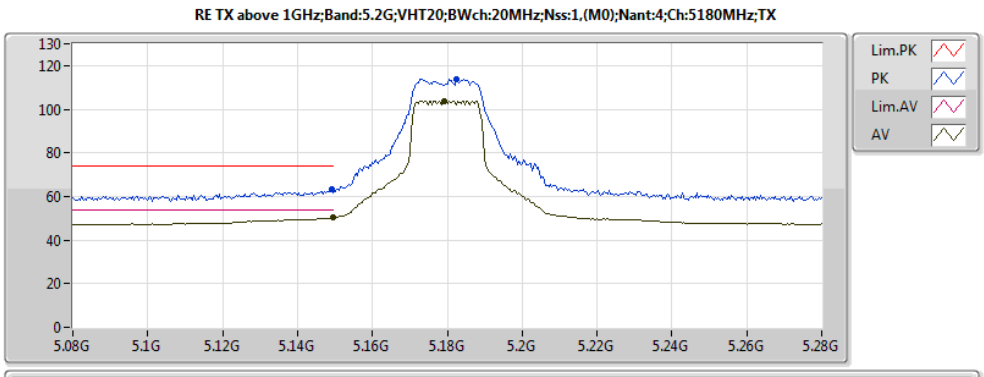

20161108
EUT Y_4T1S Non-TXBF
Setting 23
06-S-6-10

Type	Freq(Hz)	Level(dBuV/m)	Limit(dBuV/m)	Margin(dB)	Factor(dB)	Dist(m)	Pol.(H/V)	Azimuth(°)	Height(m)	Comments
AV	5.1496G	50.37	54.00	-3.63	7.89	3	H	211	1.25	-
AV	5.1792G	103.83	Inf	-Inf	7.92	3	H	218	1.66	-
PK	5.1492G	63.06	74.00	-10.94	7.89	3	H	211	1.25	-
PK	5.1824G	113.91	Inf	-Inf	7.92	3	H	218	1.66	-

RE TX above 1GHz;Band:5.2G;VHT20;BWch:20MHz;Nss:1,(M0);Nant:4;Ch:5180MHz;TX

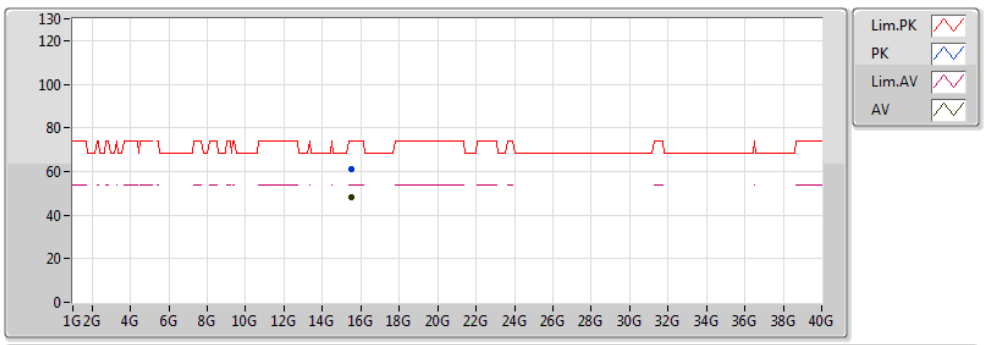

20161108
EUT Y_4T1S Non-TXBF
Setting 23
06-S-6

Type	Freq(Hz)	Level(dBuV/m)	Limit(dBuV/m)	Margin(dB)	Factor(dB)	Dist(m)	Pol.(H/V)	Azimuth(°)	Height(m)	Comments
AV	15.53208G	48.07	54.00	-5.93	19.45	3	V	198	2.32	-
PK	15.53472G	60.85	74.00	-13.15	19.45	3	V	198	2.32	-

RE TX above 1GHz;Band:5.2G;VHT20;BWch:20MHz;Nss:1,(M0);Nant:4;Ch:5180MHz;TX

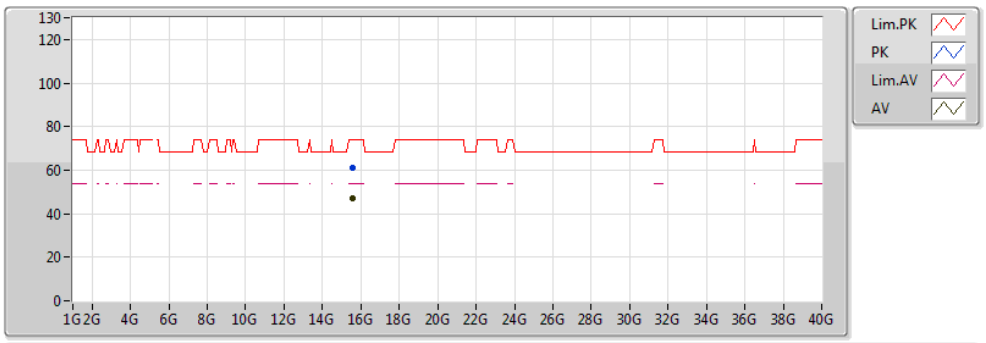

20161108
EUT Y_4T1S Non-TXBF
Setting 23
06-S-6

Type	Freq(Hz)	Level(dBuV/m)	Limit(dBuV/m)	Margin(dB)	Factor(dB)	Dist(m)	Pol.(H/V)	Azimuth(°)	Height(m)	Comments
AV	15.53872G	47.15	54.00	-6.85	19.43	3	H	37	1.77	-
PK	15.5401G	61.31	74.00	-12.69	19.43	3	H	37	1.77	-

RE TX above 1GHz;Band:5.2G;VHT20;BWch:20MHz;Nss:1,(M0);Nant:4;Ch:5200MHz;TX

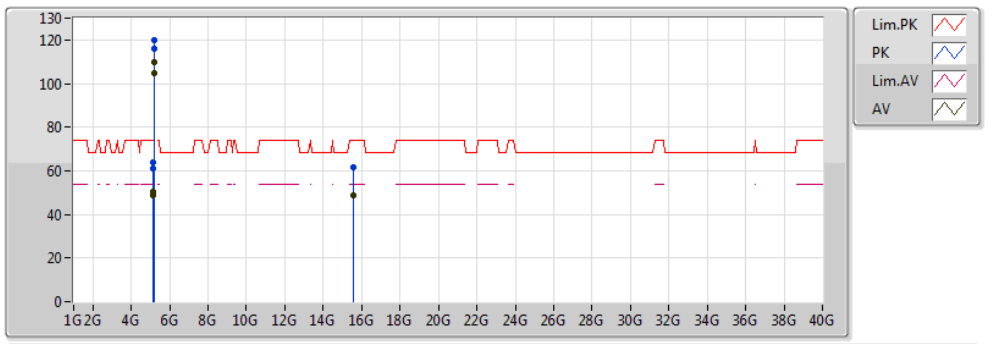

20161107
EUT Y_4T1S Non-TXBF
Setting 23
06-S-6

Type	Freq(Hz)	Level(dBuV/m)	Limit(dBuV/m)	Margin(dB)	Factor(dB)	Dist(m)	Pol.(H/V)	Azimuth(°)	Height(m)	Comments
AV	5.1496G	48.79	54.00	-5.21	7.89	3	H	310	1.50	-
AV	5.1964G	105.06	Inf	-Inf	7.94	3	H	310	1.50	-
PK	5.1456G	61.21	74.00	-12.79	7.89	3	H	310	1.50	-
PK	5.1928G	115.85	Inf	-Inf	7.93	3	H	310	1.50	-
AV	5.1496G	50.53	54.00	-3.47	7.89	3	V	335	2.02	-
AV	5.2076G	109.84	Inf	-Inf	7.96	3	V	335	2.02	-
PK	5.1496G	64.15	74.00	-9.85	7.89	3	V	335	2.02	-
PK	5.2044G	119.84	Inf	-Inf	7.95	3	V	335	2.02	-
AV	15.60008G	48.64	54.00	-5.36	19.25	3	H	334	2.35	-
PK	15.59376G	61.51	74.00	-12.49	19.27	3	H	334	2.35	-
AV	15.600408G	48.50	54.00	-5.50	19.25	3	V	273	1.76	-
PK	15.600872G	61.73	74.00	-12.27	19.25	3	V	273	1.76	-

RE TX above 1GHz;Band:5.2G;VHT20;BWch:20MHz;Nss:1,(M0);Nant:4;Ch:5200MHz;TX

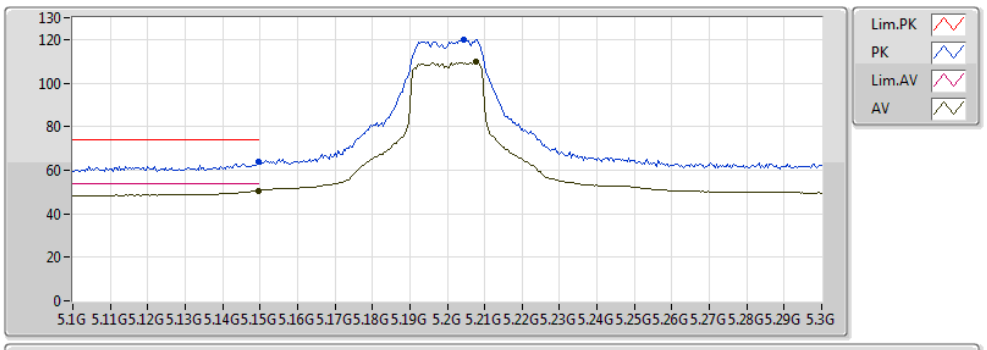

20161106
EUT Y_4T1S Non-TXBF
Setting 23
06-J-1-10

Type	Freq(Hz)	Level(dBuV/m)	Limit(dBuV/m)	Margin(dB)	Factor(dB)	Dist(m)	Pol.(H/V)	Azimuth(°)	Height(m)	Comments
AV	5.1496G	50.53	54.00	-3.47	7.89	3	V	335	2.02	-
AV	5.2076G	109.84	Inf	-Inf	7.96	3	V	335	2.02	-
PK	5.1496G	64.15	74.00	-9.85	7.89	3	V	335	2.02	-
PK	5.2044G	119.84	Inf	-Inf	7.95	3	V	335	2.02	-

RE TX above 1GHz;Band:5.2G;VHT20;BWch:20MHz;Nss:1,(M0);Nant:4;Ch:5200MHz;TX

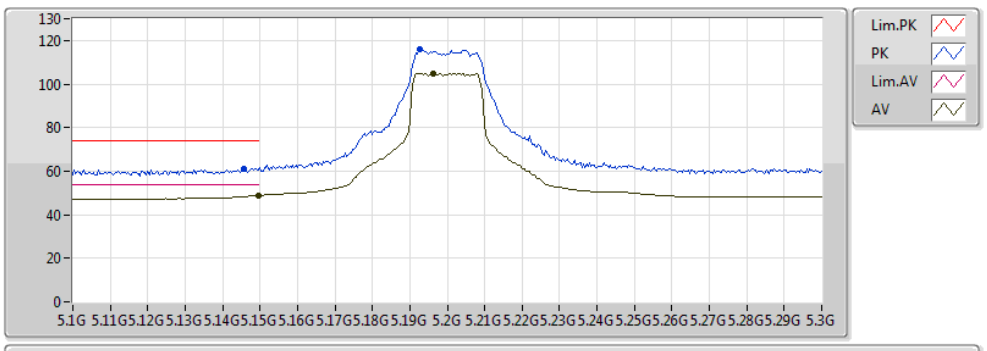

20161106
EUT Y_4T1S Non-TXBF
Setting 23
06-J-1-10

Type	Freq(Hz)	Level(dBuV/m)	Limit(dBuV/m)	Margin(dB)	Factor(dB)	Dist(m)	Pol.(H/V)	Azimuth(°)	Height(m)	Comments
AV	5.1496G	48.79	54.00	-5.21	7.89	3	H	310	1.50	-
AV	5.1964G	105.06	Inf	-Inf	7.94	3	H	310	1.50	-
PK	5.1456G	61.21	74.00	-12.79	7.89	3	H	310	1.50	-
PK	5.1928G	115.85	Inf	-Inf	7.93	3	H	310	1.50	-

RE TX above 1GHz;Band:5.2G;VHT20;BWch:20MHz;Nss:1,(M0);Nant:4;Ch:5200MHz;TX

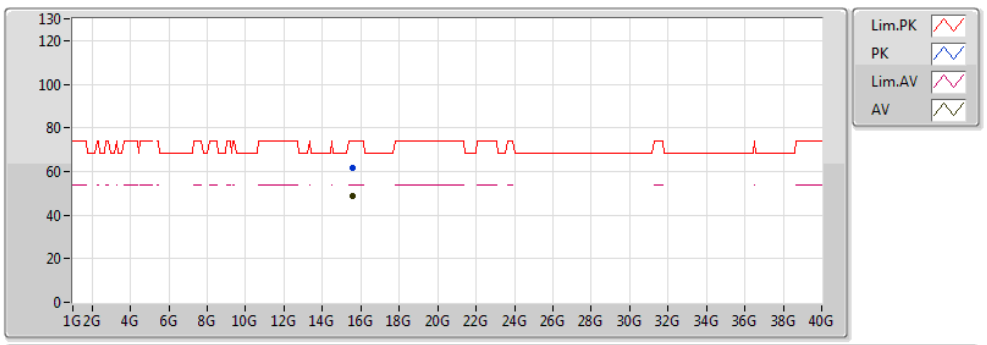

20161107
EUT Y_4T1S Non-TXBF
Setting 23
06-S-6

Type	Freq(Hz)	Level(dBuV/m)	Limit(dBuV/m)	Margin(dB)	Factor(dB)	Dist(m)	Pol.(H/V)	Azimuth(°)	Height(m)	Comments
AV	15.600408G	48.50	54.00	-5.50	19.25	3	V	273	1.76	-
PK	15.600872G	61.73	74.00	-12.27	19.25	3	V	273	1.76	-

RE TX above 1GHz;Band:5.2G;VHT20;BWch:20MHz;Nss:1,(M0);Nant:4;Ch:5200MHz;TX

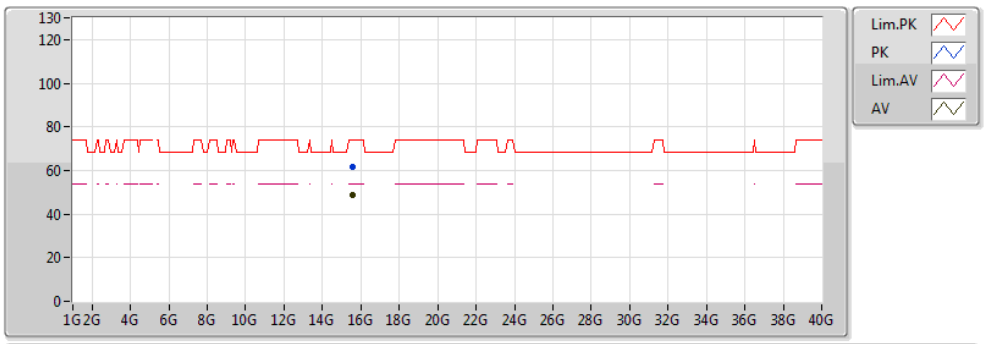

20161107
EUT Y_4T1S Non-TXBF
Setting 23
06-S-6

Type	Freq(Hz)	Level(dBuV/m)	Limit(dBuV/m)	Margin(dB)	Factor(dB)	Dist(m)	Pol.(H/V)	Azimuth(°)	Height(m)	Comments
AV	15.60008G	48.64	54.00	-5.36	19.25	3	H	334	2.35	-
PK	15.59376G	61.51	74.00	-12.49	19.27	3	H	334	2.35	-

RE TX above 1GHz;Band:5.2G;VHT20;BWch:20MHz;Nss:1,(M0);Nant:4;Ch:5240MHz;TX

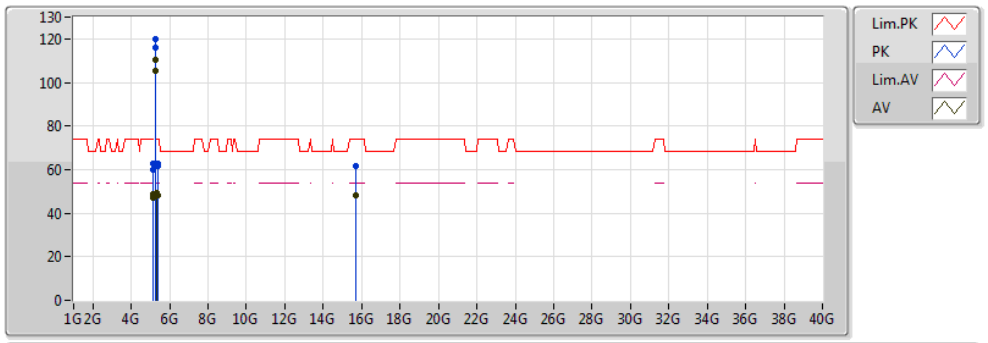

20161107
EUT Y_4T1S Non-TXBF
Setting 23
06-S-6

Type	Freq(Hz)	Level(dBuV/m)	Limit(dBuV/m)	Margin(dB)	Factor(dB)	Dist(m)	Pol.(H/V)	Azimuth(°)	Height(m)	Comments
AV	5.1488G	47.34	54.00	-6.66	7.89	3	H	309	1.50	-
AV	5.2478G	105.49	Inf	-Inf	8.04	3	H	309	1.50	-
AV	5.3624G	48.32	54.00	-5.68	8.27	3	H	309	1.50	-
PK	5.1338G	59.99	74.00	-14.01	7.88	3	H	309	1.50	-
PK	5.2448G	115.72	Inf	-Inf	8.03	3	H	309	1.50	-
PK	5.363G	61.50	74.00	-12.50	8.27	3	H	309	1.50	-
AV	5.1488G	49.00	54.00	-5.00	7.89	3	V	335	2.07	-
AV	5.2472G	110.26	Inf	-Inf	8.03	3	V	335	2.07	-
AV	5.354G	49.04	54.00	-4.96	8.25	3	V	335	2.07	-
PK	5.1464G	62.54	74.00	-11.46	7.89	3	V	335	2.07	-
PK	5.2478G	119.82	Inf	-Inf	8.04	3	V	335	2.07	-
PK	5.3792G	62.86	74.00	-11.14	8.31	3	V	335	2.07	-
AV	15.70704G	48.14	54.00	-5.86	18.93	3	H	119	1.83	-
PK	15.71862G	61.66	74.00	-12.34	18.90	3	H	119	1.83	-
AV	15.719872G	48.19	54.00	-5.81	18.89	3	V	103	2.08	-
PK	15.719684G	61.63	74.00	-12.37	18.90	3	V	103	2.08	-

RE TX above 1GHz;Band:5.2G;VHT20;BWch:20MHz;Nss:1,(M0);Nant:4;Ch:5240MHz;TX

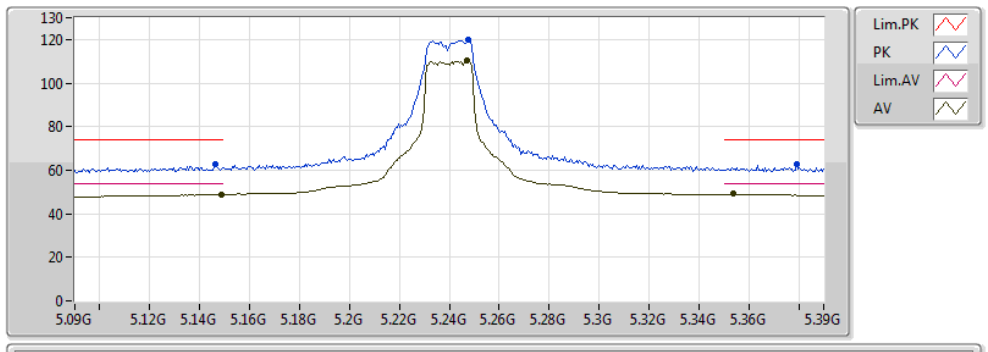

20161106
EUT Y_4T1S Non-TXBF
Setting 23
06-J-1-10

Type	Freq(Hz)	Level(dBuV/m)	Limit(dBuV/m)	Margin(dB)	Factor(dB)	Dist(m)	Pol.(H/V)	Azimuth(°)	Height(m)	Comments
AV	5.1488G	49.00	54.00	-5.00	7.89	3	V	335	2.07	-
AV	5.2472G	110.26	Inf	-Inf	8.03	3	V	335	2.07	-
AV	5.354G	49.04	54.00	-4.96	8.25	3	V	335	2.07	-
PK	5.1464G	62.54	74.00	-11.46	7.89	3	V	335	2.07	-
PK	5.2478G	119.82	Inf	-Inf	8.04	3	V	335	2.07	-
PK	5.3792G	62.86	74.00	-11.14	8.31	3	V	335	2.07	-

RE TX above 1GHz;Band:5.2G;VHT20;BWch:20MHz;Nss:1,(M0);Nant:4;Ch:5240MHz;TX

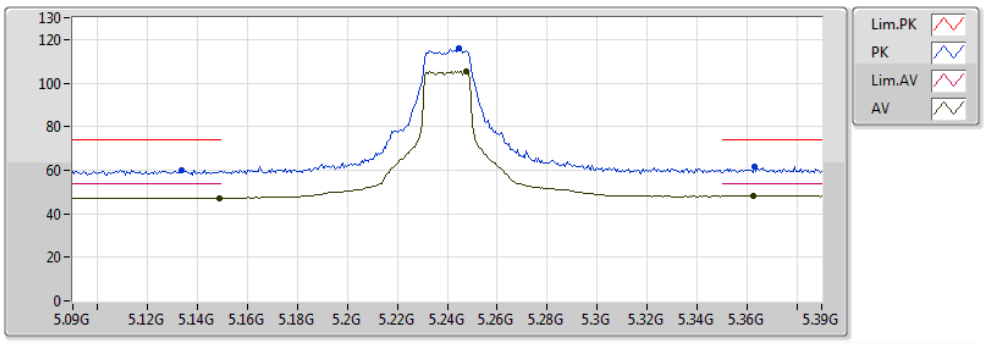

20161106
EUT Y_4T1S Non-TXBF
Setting 23
06-J-1-10

Type	Freq(Hz)	Level(dBuV/m)	Limit(dBuV/m)	Margin(dB)	Factor(dB)	Dist(m)	Pol.(H/V)	Azimuth(°)	Height(m)	Comments
AV	5.1488G	47.34	54.00	-6.66	7.89	3	H	309	1.50	-
AV	5.2478G	105.49	Inf	-Inf	8.04	3	H	309	1.50	-
AV	5.3624G	48.32	54.00	-5.68	8.27	3	H	309	1.50	-
PK	5.1338G	59.99	74.00	-14.01	7.88	3	H	309	1.50	-
PK	5.2448G	115.72	Inf	-Inf	8.03	3	H	309	1.50	-
PK	5.363G	61.50	74.00	-12.50	8.27	3	H	309	1.50	-

RE TX above 1GHz;Band:5.2G;VHT20;BWch:20MHz;Nss:1,(M0);Nant:4;Ch:5240MHz;TX

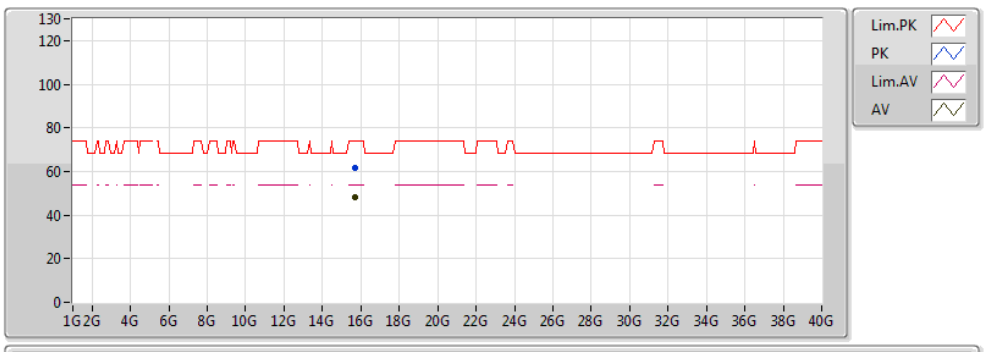

20161107
EUT Y_4T1S Non-TXBF
Setting 23
06-S-6

Type	Freq(Hz)	Level(dBuV/m)	Limit(dBuV/m)	Margin(dB)	Factor(dB)	Dist(m)	Pol.(H/V)	Azimuth(°)	Height(m)	Comments
AV	15.719872G	48.19	54.00	-5.81	18.89	3	V	103	2.08	-
PK	15.719684G	61.63	74.00	-12.37	18.90	3	V	103	2.08	-

RE TX above 1GHz;Band:5.2G;VHT20;BWch:20MHz;Nss:1,(M0);Nant:4;Ch:5240MHz;TX

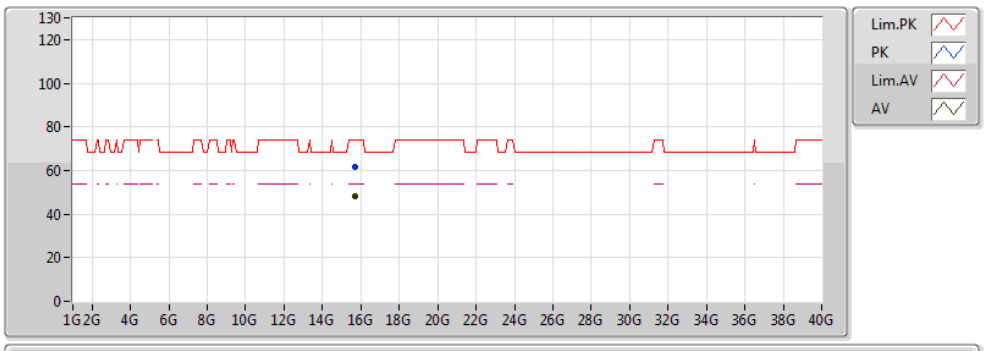

20161107
EUT Y_4T1S Non-TXBF
Setting 23
06-S-6

Type	Freq(Hz)	Level(dBuV/m)	Limit(dBuV/m)	Margin(dB)	Factor(dB)	Dist(m)	Pol.(H/V)	Azimuth(°)	Height(m)	Comments
AV	15.70704G	48.14	54.00	-5.86	18.93	3	H	119	1.83	-
PK	15.71862G	61.66	74.00	-12.34	18.90	3	H	119	1.83	-

RE TX above 1GHz;Band:5.8G;VHT20;BWch:20MHz;Nss:1,(M0);Nant:4;Ch:5745MHz;TX

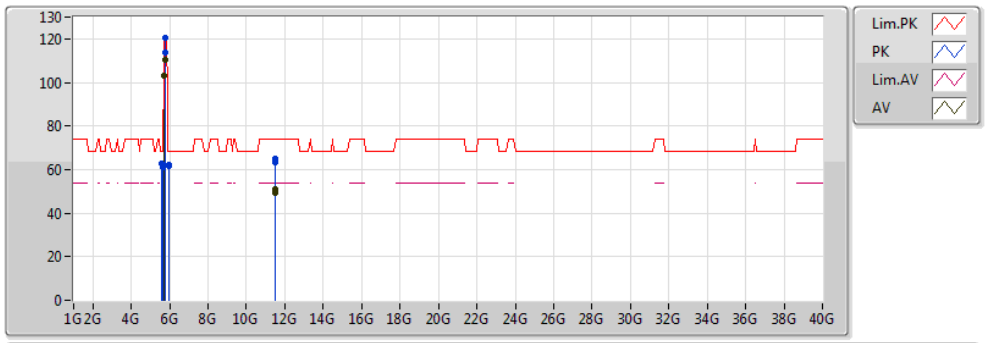

20161106
EUT Y_4T1S Non-TXBF
Setting 23
06-J-1-10

Type	Freq(Hz)	Level(dBuV/m)	Limit(dBuV/m)	Margin(dB)	Factor(dB)	Dist(m)	Pol.(H/V)	Azimuth(°)	Height(m)	Comments
AV	5.737G	103.33	Inf	-Inf	8.91	3	H	213	1.50	-
PK	5.637G	61.26	68.20	-6.94	8.87	3	H	213	1.50	-
PK	5.74G	113.52	Inf	-Inf	8.91	3	H	213	1.50	-
PK	5.952G	61.36	68.20	-6.84	9.39	3	H	213	1.50	-
AV	5.746G	110.24	Inf	-Inf	8.91	3	V	326	1.50	-
PK	5.606G	62.68	68.20	-5.52	8.86	3	V	326	1.50	-
PK	5.749G	120.66	Inf	-Inf	8.91	3	V	326	1.50	-
PK	5.933G	61.96	68.20	-6.24	9.33	3	V	326	1.50	-
AV	11.49G	49.21	54.00	-4.79	17.78	3	H	58	1.50	-
PK	11.4903G	63.30	74.00	-10.70	17.78	3	H	58	1.50	-
AV	11.4897G	50.77	54.00	-3.23	17.78	3	V	75	1.92	-
PK	11.4923G	64.84	74.00	-9.16	17.78	3	V	75	1.92	-

RE TX above 1GHz;Band:5.8G;VHT20;BWch:20MHz;Nss:1,(M0);Nant:4;Ch:5745MHz;TX

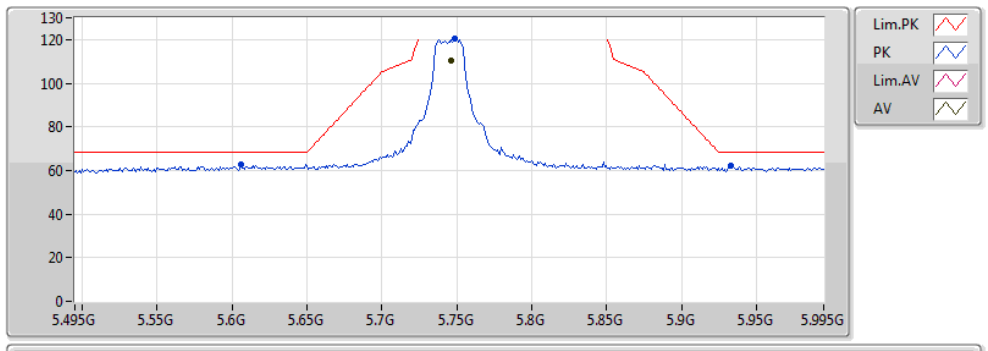

20161106
EUT Y_4T1S Non-TXBF
Setting 23
06-J-1-10

Type	Freq(Hz)	Level(dBuV/m)	Limit(dBuV/m)	Margin(dB)	Factor(dB)	Dist(m)	Pol.(H/V)	Azimuth(°)	Height(m)	Comments
AV	5.746G	110.24	Inf	-Inf	8.91	3	V	326	1.50	-
PK	5.606G	62.68	68.20	-5.52	8.86	3	V	326	1.50	-
PK	5.749G	120.66	Inf	-Inf	8.91	3	V	326	1.50	-
PK	5.933G	61.96	68.20	-6.24	9.33	3	V	326	1.50	-

RE TX above 1GHz;Band:5.8G;VHT20;BWch:20MHz;Nss:1,(M0);Nant:4;Ch:5745MHz;TX

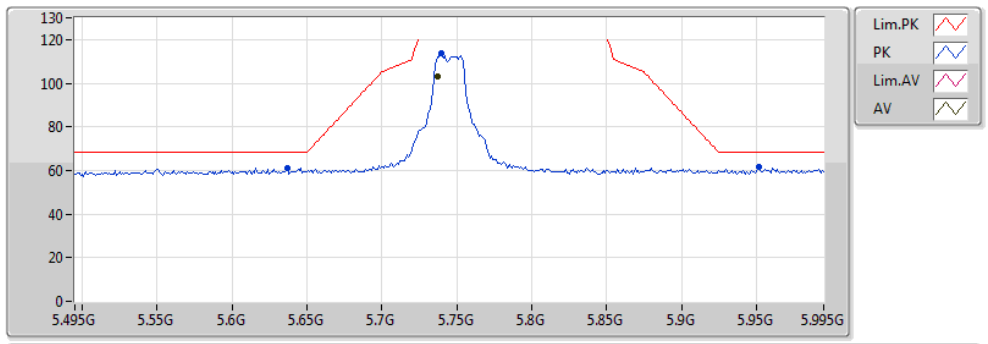

20161106
EUT Y_4T1S Non-TXBF
Setting 23
06-J-1-10

Type	Freq(Hz)	Level(dBuV/m)	Limit(dBuV/m)	Margin(dB)	Factor(dB)	Dist(m)	Pol.(H/V)	Azimuth(°)	Height(m)	Comments
AV	5.737G	103.33	Inf	-Inf	8.91	3	H	213	1.50	-
PK	5.637G	61.26	68.20	-6.94	8.87	3	H	213	1.50	-
PK	5.74G	113.52	Inf	-Inf	8.91	3	H	213	1.50	-
PK	5.952G	61.36	68.20	-6.84	9.39	3	H	213	1.50	-

RE TX above 1GHz;Band:5.8G;VHT20;BWch:20MHz;Nss:1,(M0);Nant:4;Ch:5745MHz;TX

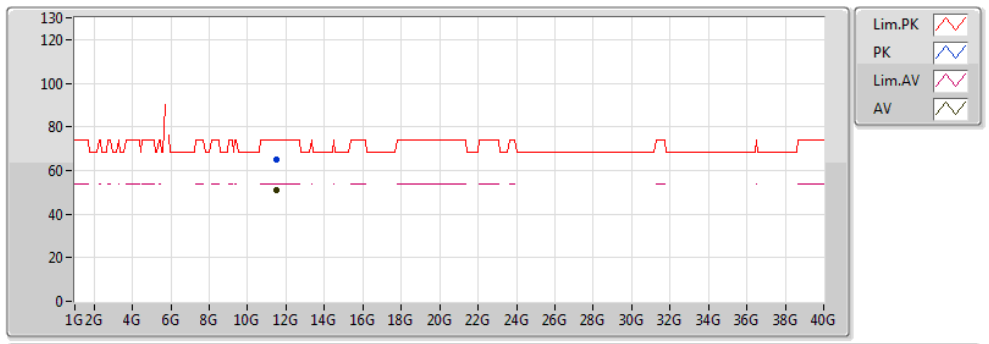

20161106
EUT Y_4T1S Non-TXBF
Setting 23
06-J-1-10

Type	Freq(Hz)	Level(dBuV/m)	Limit(dBuV/m)	Margin(dB)	Factor(dB)	Dist(m)	Pol.(H/V)	Azimuth(°)	Height(m)	Comments
AV	11.4897G	50.77	54.00	-3.23	17.78	3	V	75	1.92	-
PK	11.4923G	64.84	74.00	-9.16	17.78	3	V	75	1.92	-

RE TX above 1GHz;Band:5.8G;VHT20;BWch:20MHz;Nss:1,(M0);Nant:4;Ch:5745MHz;TX

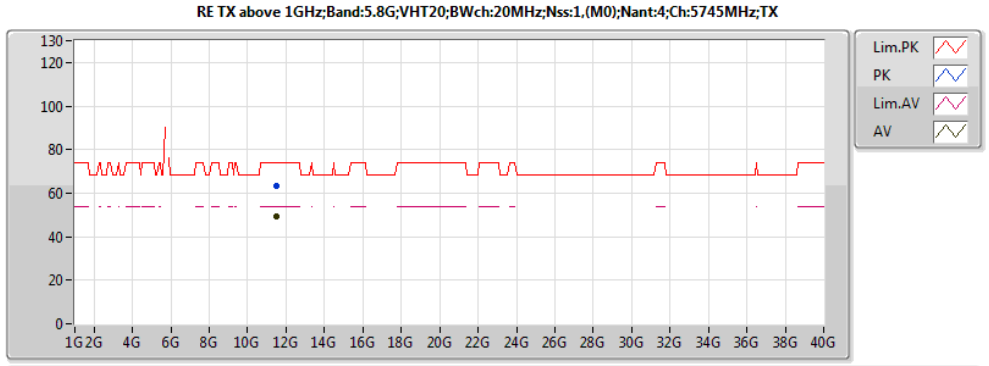

20161106
EUT Y_4T1S Non-TXBF
Setting 23
06-J-1-10

Type	Freq(Hz)	Level(dBuV/m)	Limit(dBuV/m)	Margin(dB)	Factor(dB)	Dist(m)	Pol.(H/V)	Azimuth(°)	Height(m)	Comments
AV	11.49G	49.21	54.00	-4.79	17.78	3	H	58	1.50	-
PK	11.4903G	63.30	74.00	-10.70	17.78	3	H	58	1.50	-

RE TX above 1GHz;Band:5.8G;VHT20;BWch:20MHz;Nss:1,(M0);Nant:4;Ch:5785MHz;TX

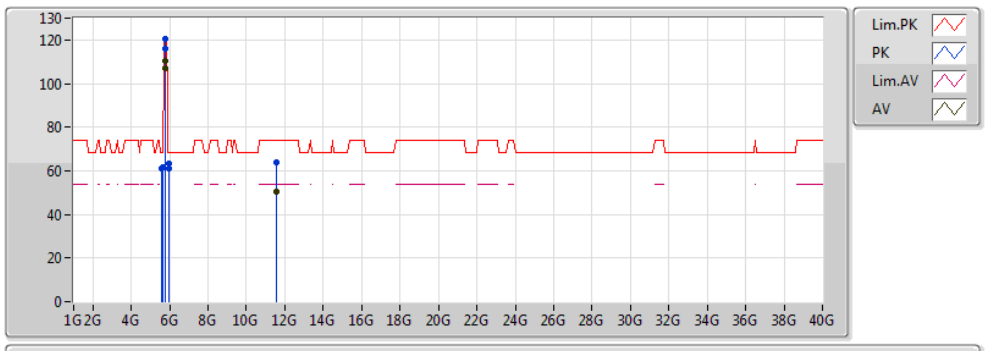

20161106
EUT Y_4T1S Non-TXBF
Setting 23
06-J-1-10

Type	Freq(Hz)	Level(dBuV/m)	Limit(dBuV/m)	Margin(dB)	Factor(dB)	Dist(m)	Pol.(H/V)	Azimuth(°)	Height(m)	Comments
AV	5.792G	107.09	Inf	-Inf	8.93	3	H	296	1.69	-
PK	5.585G	61.18	68.20	-7.02	8.82	3	H	296	1.69	-
PK	5.793G	115.96	Inf	-Inf	8.93	3	H	296	1.69	-
PK	5.978G	61.11	68.20	-7.09	9.46	3	H	296	1.69	-
AV	5.777G	110.57	Inf	-Inf	8.92	3	V	334	1.76	-
PK	5.626G	61.84	68.20	-6.36	8.87	3	V	334	1.76	-
PK	5.789G	120.69	Inf	-Inf	8.93	3	V	334	1.76	-
PK	5.97G	63.27	68.20	-4.93	9.44	3	V	334	1.76	-
AV	11.5699G	50.62	54.00	-3.38	17.71	3	H	134	2.03	-
PK	11.5706G	63.76	74.00	-10.24	17.71	3	H	134	2.03	-
AV	11.5698G	50.54	54.00	-3.46	17.71	3	V	78	1.86	-
PK	11.566G	63.60	74.00	-10.40	17.72	3	V	78	1.86	-

RE TX above 1GHz;Band:5.8G;VHT20;BWch:20MHz;Nss:1,(M0);Nant:4;Ch:5785MHz;TX

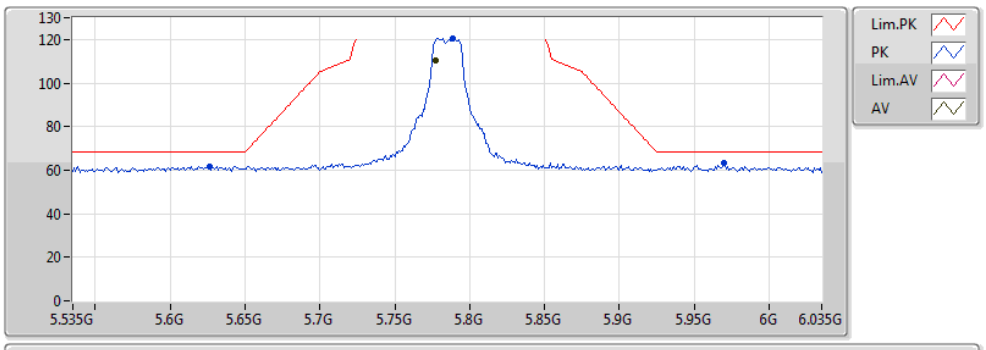

20161106
EUT Y_4T1S Non-TXBF
Setting 23
06-J-1-10

Type	Freq(Hz)	Level(dBuV/m)	Limit(dBuV/m)	Margin(dB)	Factor(dB)	Dist(m)	Pol.(H/V)	Azimuth(°)	Height(m)	Comments
AV	5.777G	110.57	Inf	-Inf	8.92	3	V	334	1.76	-
PK	5.626G	61.84	68.20	-6.36	8.87	3	V	334	1.76	-
PK	5.789G	120.69	Inf	-Inf	8.93	3	V	334	1.76	-
PK	5.97G	63.27	68.20	-4.93	9.44	3	V	334	1.76	-

RE TX above 1GHz;Band:5.8G;VHT20;BWch:20MHz;Nss:1,(M0);Nant:4;Ch:5785MHz;TX

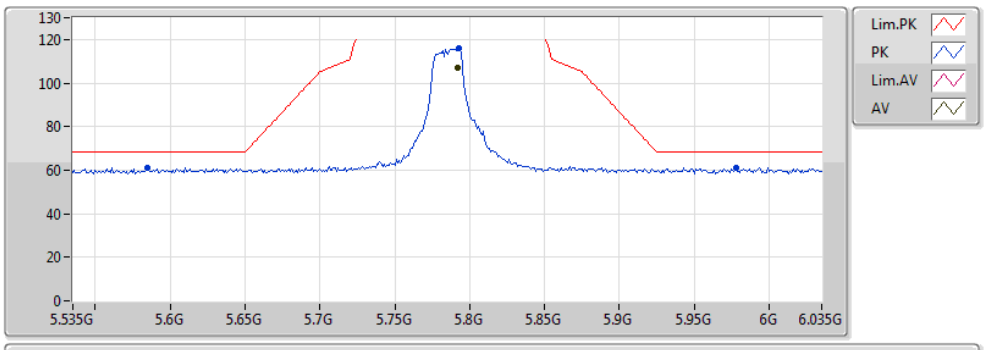

20161106
EUT Y_4T1S Non-TXBF
Setting 23
06-J-1-10

Type	Freq(Hz)	Level(dBuV/m)	Limit(dBuV/m)	Margin(dB)	Factor(dB)	Dist(m)	Pol.(H/V)	Azimuth(°)	Height(m)	Comments
AV	5.792G	107.09	Inf	-Inf	8.93	3	H	296	1.69	-
PK	5.585G	61.18	68.20	-7.02	8.82	3	H	296	1.69	-
PK	5.793G	115.96	Inf	-Inf	8.93	3	H	296	1.69	-
PK	5.978G	61.11	68.20	-7.09	9.46	3	H	296	1.69	-

RE TX above 1GHz;Band:5.8G;VHT20;BWch:20MHz;Nss:1,(M0);Nant:4;Ch:5785MHz;TX

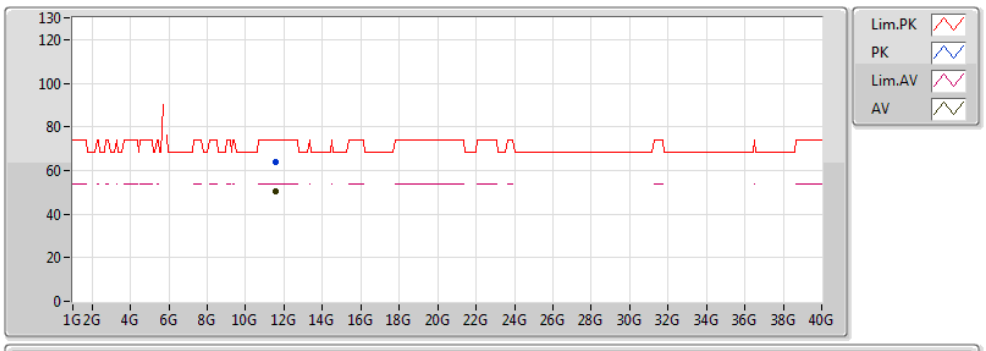

20161106
EUT Y_4T1S Non-TXBF
Setting 23
06-J-1-10

Type	Freq(Hz)	Level(dBuV/m)	Limit(dBuV/m)	Margin(dB)	Factor(dB)	Dist(m)	Pol.(H/V)	Azimuth(°)	Height(m)	Comments
AV	11.5698G	50.54	54.00	-3.46	17.71	3	V	78	1.86	-
PK	11.566G	63.60	74.00	-10.40	17.72	3	V	78	1.86	-

RE TX above 1GHz;Band:5.8G;VHT20;BWch:20MHz;Nss:1,(M0);Nant:4;Ch:5785MHz;TX

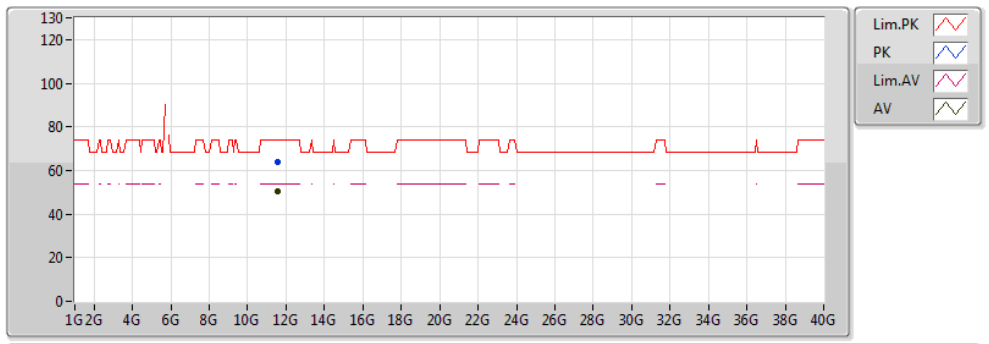

20161106
EUT Y_4T1S Non-TXBF
Setting 23
06-J-1-10

Type	Freq(Hz)	Level(dBuV/m)	Limit(dBuV/m)	Margin(dB)	Factor(dB)	Dist(m)	Pol.(H/V)	Azimuth(°)	Height(m)	Comments
AV	11.5699G	50.62	54.00	-3.38	17.71	3	H	134	2.03	-
PK	11.5706G	63.76	74.00	-10.24	17.71	3	H	134	2.03	-

RE TX above 1GHz;Band:5.8G;VHT20;BWch:20MHz;Nss:1,(M0);Nant:4;Ch:5825MHz;TX

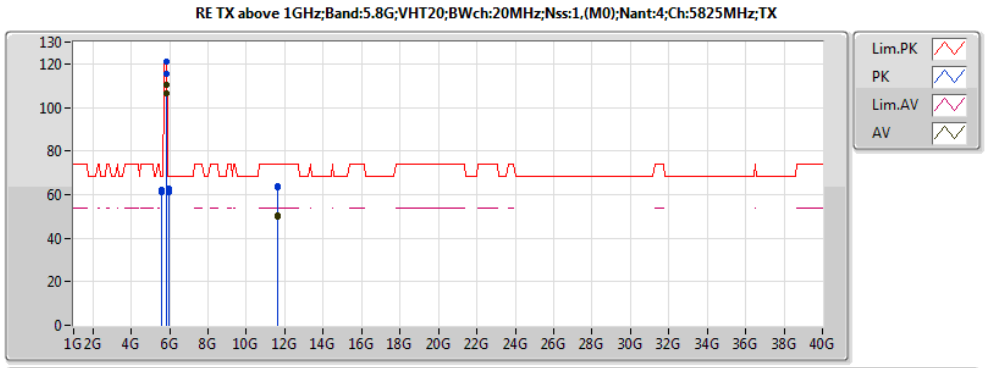

20161106
EUT Y_4T1S Non-TXBF
Setting 23
06-J-1-10

Type	Freq(Hz)	Level(dBuV/m)	Limit(dBuV/m)	Margin(dB)	Factor(dB)	Dist(m)	Pol.(H/V)	Azimuth(°)	Height(m)	Comments
AV	5.817G	106.74	Inf	-Inf	8.98	3	H	295	1.66	-
PK	5.595G	61.06	68.20	-7.14	8.85	3	H	295	1.66	-
PK	5.819G	115.58	Inf	-Inf	8.99	3	H	295	1.66	-
PK	5.966G	60.85	68.20	-7.35	9.43	3	H	295	1.66	-
AV	5.832G	110.63	Inf	-Inf	9.03	3	V	332	1.78	-
PK	5.602G	62.32	68.20	-5.88	8.86	3	V	332	1.78	-
PK	5.83G	121.23	Inf	-Inf	9.02	3	V	332	1.78	-
PK	5.944G	62.53	68.20	-5.67	9.36	3	V	332	1.78	-
AV	11.6507G	49.88	54.00	-4.12	17.64	3	H	140	1.96	-
PK	11.6508G	63.50	74.00	-10.50	17.64	3	H	140	1.96	-
AV	11.6481G	50.17	54.00	-3.83	17.65	3	V	75	1.82	-
PK	11.6422G	63.73	74.00	-10.27	17.65	3	V	75	1.82	-

RE TX above 1GHz;Band:5.8G;VHT20;BWch:20MHz;Nss:1,(M0);Nant:4;Ch:5825MHz;TX

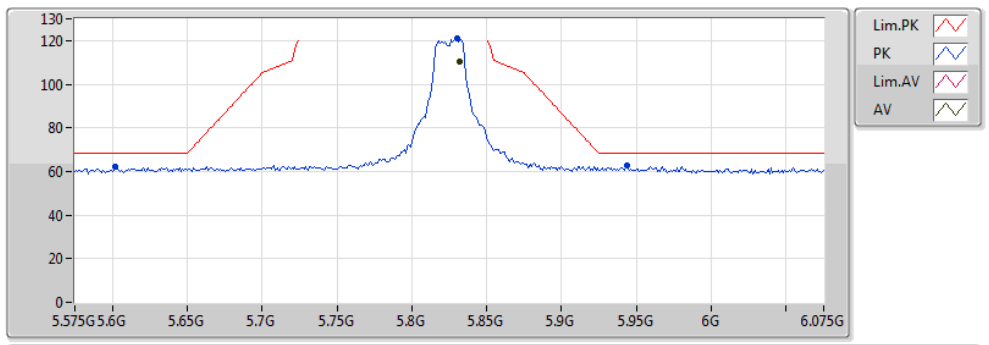

20161106
EUT Y_4T1S Non-TXBF
Setting 23
06-J-1-10

Type	Freq(Hz)	Level(dBuV/m)	Limit(dBuV/m)	Margin(dB)	Factor(dB)	Dist(m)	Pol.(H/V)	Azimuth(°)	Height(m)	Comments
AV	5.832G	110.63	Inf	-Inf	9.03	3	V	332	1.78	-
PK	5.602G	62.32	68.20	-5.88	8.86	3	V	332	1.78	-
PK	5.83G	121.23	Inf	-Inf	9.02	3	V	332	1.78	-
PK	5.944G	62.53	68.20	-5.67	9.36	3	V	332	1.78	-

RE TX above 1GHz;Band:5.8G;VHT20;BWch:20MHz;Nss:1,(M0);Nant:4;Ch:5825MHz;TX

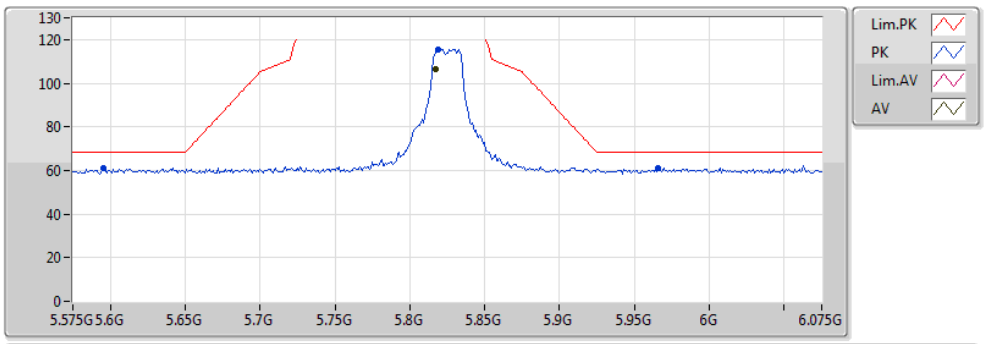

20161106
EUT Y_4T1S Non-TXBF
Setting 23
06-J-1-10

Type	Freq(Hz)	Level(dBuV/m)	Limit(dBuV/m)	Margin(dB)	Factor(dB)	Dist(m)	Pol.(H/V)	Azimuth(°)	Height(m)	Comments
AV	5.817G	106.74	Inf	-Inf	8.98	3	H	295	1.66	-
PK	5.595G	61.06	68.20	-7.14	8.85	3	H	295	1.66	-
PK	5.819G	115.58	Inf	-Inf	8.99	3	H	295	1.66	-
PK	5.966G	60.85	68.20	-7.35	9.43	3	H	295	1.66	-

RE TX above 1GHz;Band:5.8G;VHT20;BWch:20MHz;Nss:1,(M0);Nant:4;Ch:5825MHz;TX

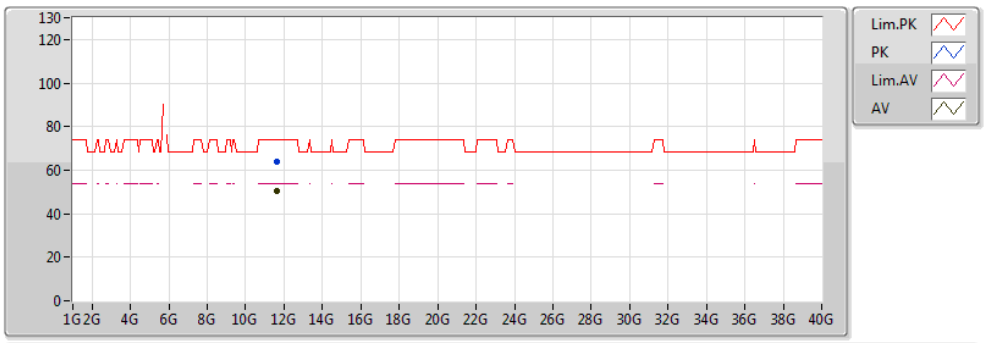

20161106
EUT Y_4T1S Non-TXBF
Setting 23
06-J-1-10

Type	Freq(Hz)	Level(dBuV/m)	Limit(dBuV/m)	Margin(dB)	Factor(dB)	Dist(m)	Pol.(H/V)	Azimuth(°)	Height(m)	Comments
AV	11.6481G	50.17	54.00	-3.83	17.65	3	V	75	1.82	-
PK	11.6422G	63.73	74.00	-10.27	17.65	3	V	75	1.82	-

RE TX above 1GHz;Band:5.8G;VHT20;BWch:20MHz;Nss:1,(M0);Nant:4;Ch:5825MHz;TX

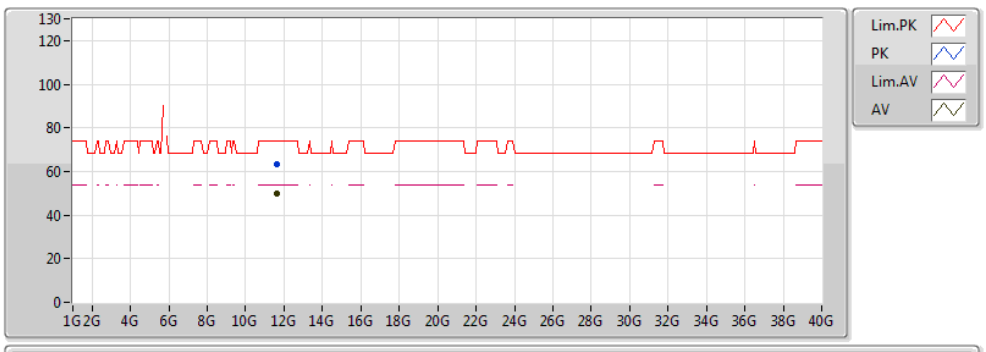

20161106
EUT Y_4T1S Non-TXBF
Setting 23
06-J-1-10

Type	Freq(Hz)	Level(dBuV/m)	Limit(dBuV/m)	Margin(dB)	Factor(dB)	Dist(m)	Pol.(H/V)	Azimuth(°)	Height(m)	Comments
AV	11.6507G	49.88	54.00	-4.12	17.64	3	H	140	1.96	-
PK	11.6508G	63.50	74.00	-10.50	17.64	3	H	140	1.96	-

RE TX above 1GHz;Band:5.2G;VHT40;BWch:40MHz;Nss:1,(M0);Nant:4;Ch:5190MHz;TX

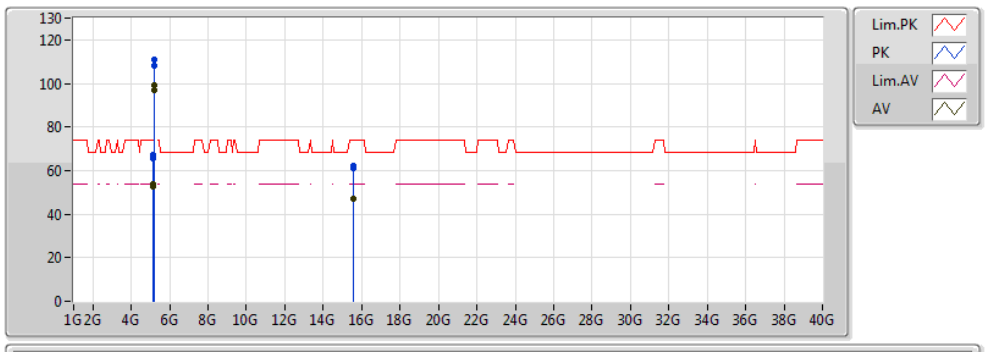

20161108
EUT Y_4T1S Non-TXBF
Setting 19
06-S-6

Type	Freq(Hz)	Level(dBuV/m)	Limit(dBuV/m)	Margin(dB)	Factor(dB)	Dist(m)	Pol.(H/V)	Azimuth(°)	Height(m)	Comments
AV	5.1492G	52.57	54.00	-1.43	7.89	3	H	313	1.79	-
AV	5.1744G	97.04	Inf	-Inf	7.92	3	H	313	1.79	-
PK	5.148G	65.73	74.00	-8.27	7.89	3	H	313	1.79	-
PK	5.1736G	108.17	Inf	-Inf	7.92	3	H	313	1.79	-
AV	5.1496G	53.95	54.00	-0.05	7.89	3	V	71	1.50	-
AV	5.188G	99.41	Inf	-Inf	7.93	3	V	71	1.50	-
PK	5.1484G	67.19	74.00	-6.81	7.89	3	V	71	1.50	-
PK	5.1944G	111.21	Inf	-Inf	7.93	3	V	71	1.50	-
AV	15.56136G	46.88	54.00	-7.12	19.37	3	H	320	1.18	-
PK	15.57888G	62.00	74.00	-12.00	19.31	3	H	320	1.18	-
AV	15.55812G	47.07	54.00	-6.93	19.38	3	V	45	2.00	-
PK	15.56916G	60.84	74.00	-13.16	19.34	3	V	45	2.00	-

RE TX above 1GHz;Band:5.2G;VHT40;BWch:40MHz;Nss:1,(M0);Nant:4;Ch:5190MHz;TX

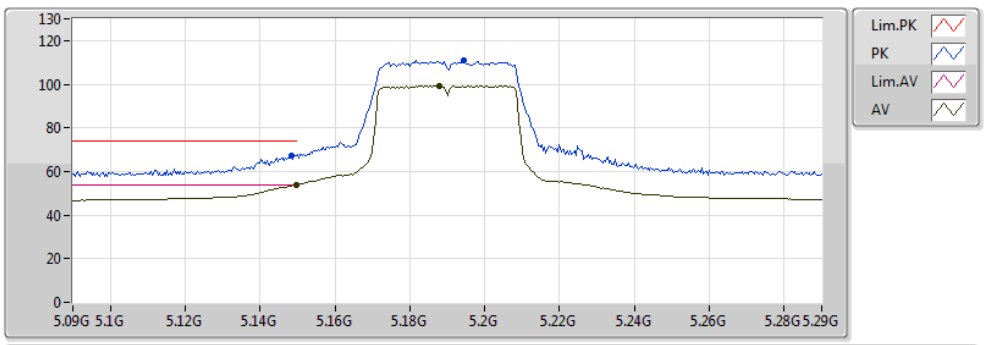

20161107
EUT Y_4T1S Non-TXBF
Setting 19
06-S-6-10

Type	Freq(Hz)	Level(dBuV/m)	Limit(dBuV/m)	Margin(dB)	Factor(dB)	Dist(m)	Pol.(H/V)	Azimuth(°)	Height(m)	Comments
AV	5.1496G	53.95	54.00	-0.05	7.89	3	V	71	1.50	-
AV	5.188G	99.41	Inf	-Inf	7.93	3	V	71	1.50	-
PK	5.1484G	67.19	74.00	-6.81	7.89	3	V	71	1.50	-
PK	5.1944G	111.21	Inf	-Inf	7.93	3	V	71	1.50	-

RE TX above 1GHz;Band:5.2G;VHT40;BWch:40MHz;Nss:1,(M0);Nant:4;Ch:5190MHz;TX

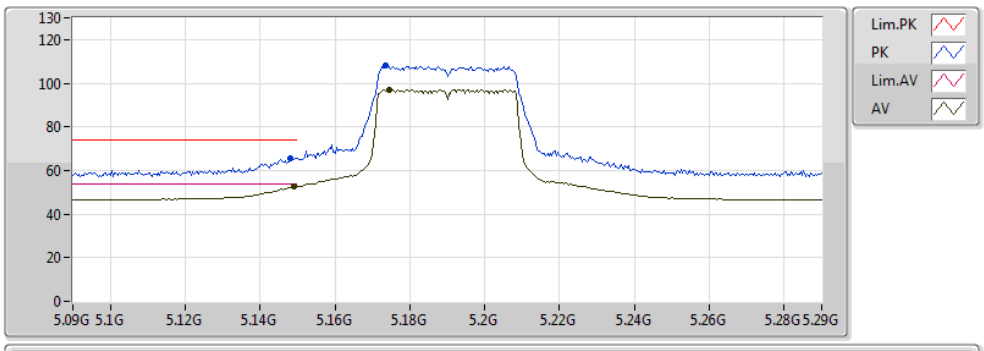

20161107
EUT Y_4T1S Non-TXBF
Setting 19
06-S-6-10

Type	Freq(Hz)	Level(dBuV/m)	Limit(dBuV/m)	Margin(dB)	Factor(dB)	Dist(m)	Pol.(H/V)	Azimuth(°)	Height(m)	Comments
AV	5.1492G	52.57	54.00	-1.43	7.89	3	H	313	1.79	-
AV	5.1744G	97.04	Inf	-Inf	7.92	3	H	313	1.79	-
PK	5.148G	65.73	74.00	-8.27	7.89	3	H	313	1.79	-
PK	5.1736G	108.17	Inf	-Inf	7.92	3	H	313	1.79	-

RE TX above 1GHz;Band:5.2G;VHT40;BWch:40MHz;Nss:1,(M0);Nant:4;Ch:5190MHz;TX

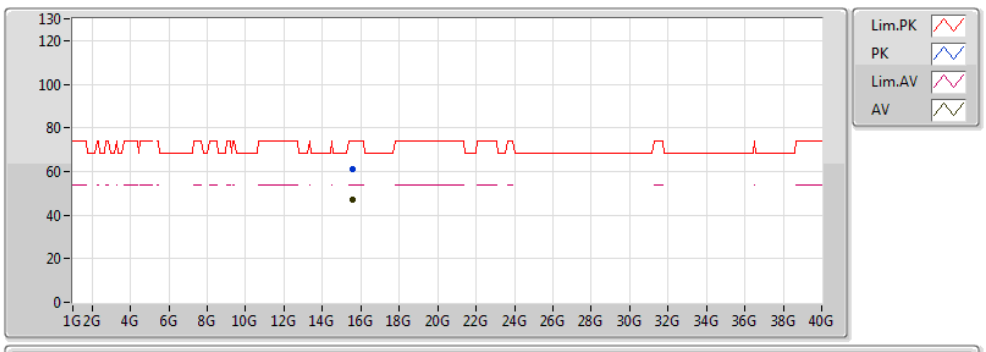

20161108
EUT Y_4T1S Non-TXBF
Setting 19
06-S-6

Type	Freq(Hz)	Level(dBuV/m)	Limit(dBuV/m)	Margin(dB)	Factor(dB)	Dist(m)	Pol.(H/V)	Azimuth(°)	Height(m)	Comments
AV	15.55812G	47.07	54.00	-6.93	19.38	3	V	45	2.00	-
PK	15.56916G	60.84	74.00	-13.16	19.34	3	V	45	2.00	-

RE TX above 1GHz;Band:5.2G;VHT40;BWch:40MHz;Nss:1,(M0);Nant:4;Ch:5190MHz;TX

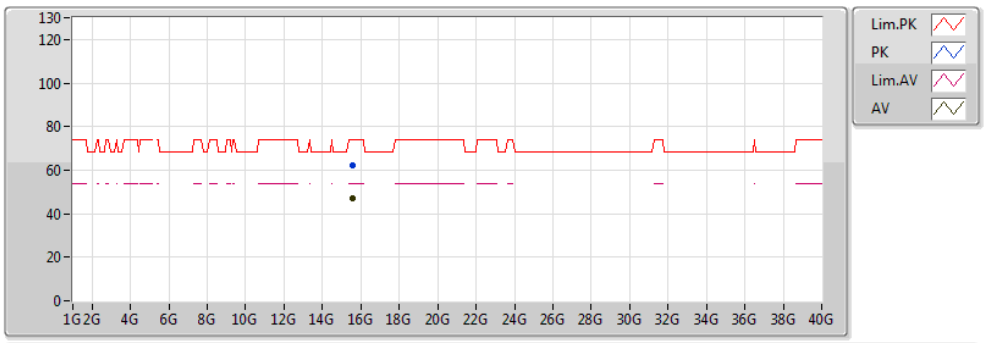

20161108
EUT Y_4T1S Non-TXBF
Setting 19
06-S-6

Type	Freq(Hz)	Level(dBuV/m)	Limit(dBuV/m)	Margin(dB)	Factor(dB)	Dist(m)	Pol.(H/V)	Azimuth(°)	Height(m)	Comments
AV	15.56136G	46.88	54.00	-7.12	19.37	3	H	320	1.18	-
PK	15.57888G	62.00	74.00	-12.00	19.31	3	H	320	1.18	-

RE TX above 1GHz;Band:5.2G;VHT40;BWch:40MHz;Nss:1,(M0);Nant:4;Ch:5230MHz;TX

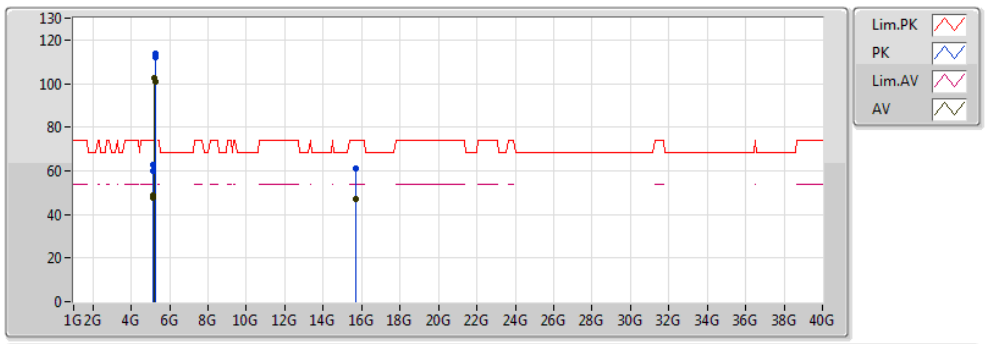

20161108
EUT Y_4T1S Non-TXBF
Setting 23
06-S-6

Type	Freq(Hz)	Level(dBuV/m)	Limit(dBuV/m)	Margin(dB)	Factor(dB)	Dist(m)	Pol.(H/V)	Azimuth(°)	Height(m)	Comments
AV	5.1496G	47.65	54.00	-6.35	7.89	3	H	324	1.96	-
AV	5.2336G	100.79	Inf	-Inf	8.01	3	H	324	1.96	-
PK	5.1484G	60.20	74.00	-13.80	7.89	3	H	324	1.96	-
PK	5.246G	112.21	Inf	-Inf	8.03	3	H	324	1.96	-
AV	5.1496G	48.83	54.00	-5.17	7.89	3	V	69	1.50	-
AV	5.2228G	102.59	Inf	-Inf	7.99	3	V	69	1.50	-
PK	5.146G	62.90	74.00	-11.10	7.89	3	V	69	1.50	-
PK	5.2344G	113.76	Inf	-Inf	8.01	3	V	69	1.50	-
AV	15.68848G	47.01	54.00	-6.99	19.02	3	H	173	1.77	-
PK	15.68094G	61.01	74.00	-12.99	19.01	3	H	173	1.77	-
AV	15.69204G	47.06	54.00	-6.94	18.98	3	V	17	1.31	-
PK	15.70188G	61.22	74.00	-12.78	18.95	3	V	17	1.31	-

RE TX above 1GHz;Band:5.2G;VHT40;BWch:40MHz;Nss:1,(M0);Nant:4;Ch:5230MHz;TX

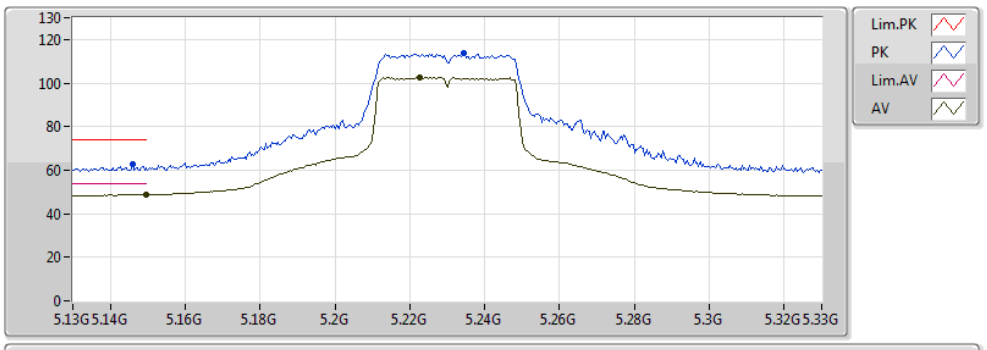

20161107
EUT Y_4T1S Non-TXBF
Setting 23
06-S-6-10

Type	Freq(Hz)	Level(dBuV/m)	Limit(dBuV/m)	Margin(dB)	Factor(dB)	Dist(m)	Pol.(H/V)	Azimuth(°)	Height(m)	Comments
AV	5.1496G	48.83	54.00	-5.17	7.89	3	V	69	1.50	-
AV	5.2228G	102.59	Inf	-Inf	7.99	3	V	69	1.50	-
PK	5.146G	62.90	74.00	-11.10	7.89	3	V	69	1.50	-
PK	5.2344G	113.76	Inf	-Inf	8.01	3	V	69	1.50	-

RE TX above 1GHz;Band:5.2G;VHT40;BWch:40MHz;Nss:1,(M0);Nant:4;Ch:5230MHz;TX

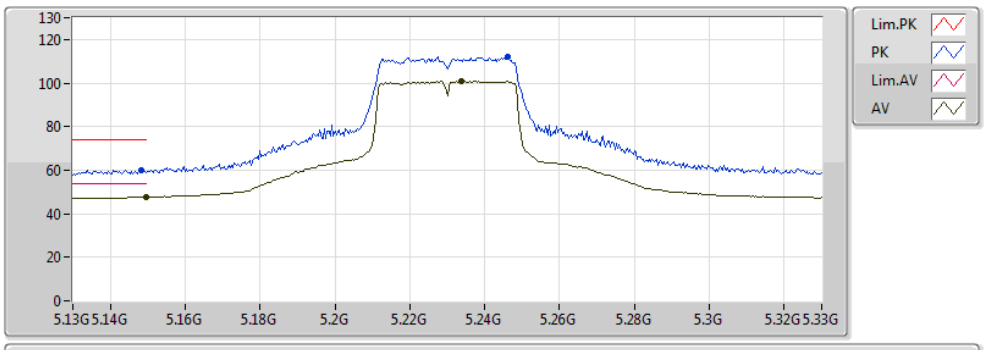

20161107
EUT Y_4T1S Non-TXBF
Setting 23
06-S-6-10

Type	Freq(Hz)	Level(dBuV/m)	Limit(dBuV/m)	Margin(dB)	Factor(dB)	Dist(m)	Pol.(H/V)	Azimuth(°)	Height(m)	Comments
AV	5.1496G	47.65	54.00	-6.35	7.89	3	H	324	1.96	-
AV	5.2336G	100.79	Inf	-Inf	8.01	3	H	324	1.96	-
PK	5.1484G	60.20	74.00	-13.80	7.89	3	H	324	1.96	-
PK	5.246G	112.21	Inf	-Inf	8.03	3	H	324	1.96	-

RE TX above 1GHz;Band:5.2G;VHT40;BWch:40MHz;Nss:1,(M0);Nant:4;Ch:5230MHz;TX

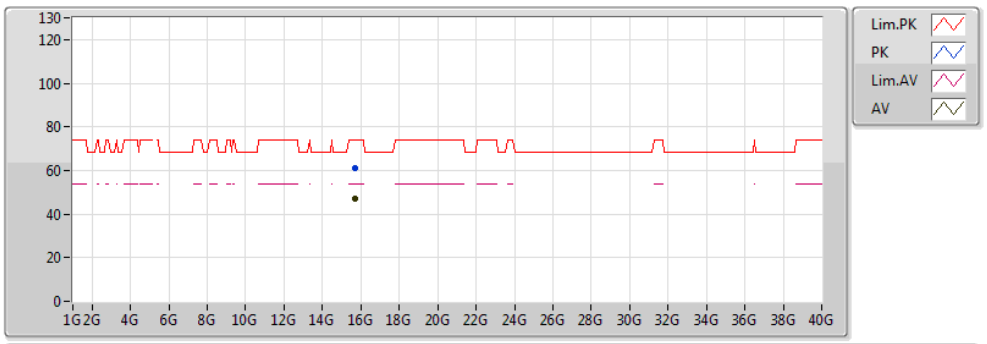

20161108
EUT Y_4T1S Non-TXBF
Setting 23
06-S-6

Type	Freq(Hz)	Level(dBuV/m)	Limit(dBuV/m)	Margin(dB)	Factor(dB)	Dist(m)	Pol.(H/V)	Azimuth(°)	Height(m)	Comments
AV	15.69204G	47.06	54.00	-6.94	18.98	3	V	17	1.31	-
PK	15.70188G	61.22	74.00	-12.78	18.95	3	V	17	1.31	-

RE TX above 1GHz;Band:5.2G;VHT40;BWch:40MHz;Nss:1,(M0);Nant:4;Ch:5230MHz;TX

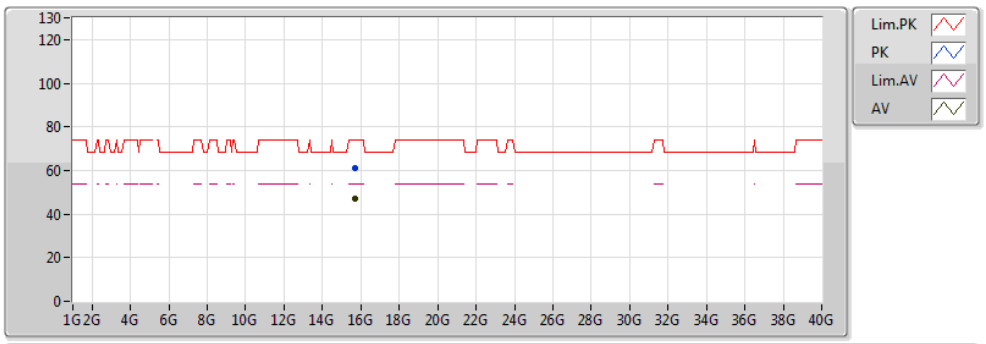

20161108
EUT Y_4T1S Non-TXBF
Setting 23
06-S-6

Type	Freq(Hz)	Level(dBuV/m)	Limit(dBuV/m)	Margin(dB)	Factor(dB)	Dist(m)	Pol.(H/V)	Azimuth(°)	Height(m)	Comments
AV	15.68848G	47.01	54.00	-6.99	19.02	3	H	173	1.77	-
PK	15.68094G	61.01	74.00	-12.99	19.01	3	H	173	1.77	-

RE TX above 1GHz;Band:5.8G;VHT40;BWch:40MHz;Nss:1,(M0);Nant:4;Ch:5755MHz;TX

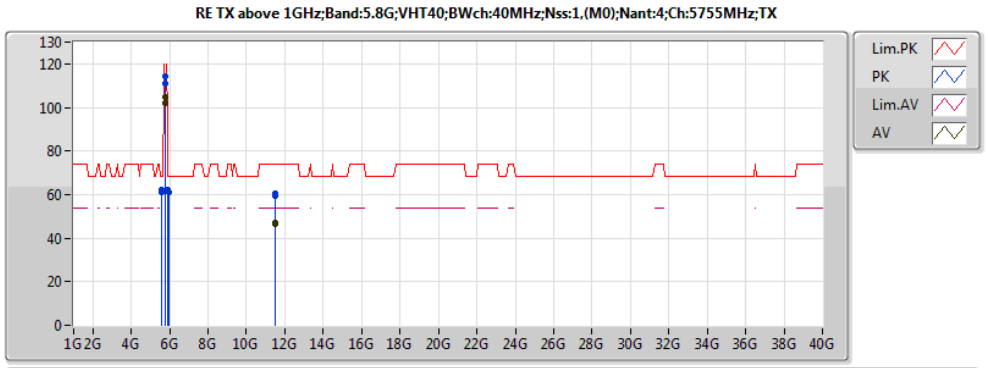

20161108
EUT Y_4T1S Non-TXBF
Setting 23
06-S-6

Type	Freq(Hz)	Level(dBuV/m)	Limit(dBuV/m)	Margin(dB)	Factor(dB)	Dist(m)	Pol.(H/V)	Azimuth(°)	Height(m)	Comments
AV	5.762G	102.00	Inf	-Inf	8.92	3	H	303	1.84	-
PK	5.586G	60.82	68.20	-7.38	8.82	3	H	303	1.84	-
PK	5.745G	110.79	Inf	-Inf	8.91	3	H	303	1.84	-
PK	5.935G	60.95	68.20	-7.25	9.34	3	H	303	1.84	-
AV	5.762G	104.97	Inf	-Inf	8.92	3	V	336	1.76	-
PK	5.555G	62.19	68.20	-6.01	8.73	3	V	336	1.76	-
PK	5.744G	114.47	Inf	-Inf	8.91	3	V	336	1.76	-
PK	5.927G	62.08	68.20	-6.12	9.31	3	V	336	1.76	-
AV	11.50304G	46.35	54.00	-7.65	17.77	3	H	186	1.01	-
PK	11.50958G	59.61	74.00	-14.39	17.77	3	H	186	1.01	-
AV	11.50838G	46.91	54.00	-7.09	17.77	3	V	237	1.44	-
PK	11.5098G	60.66	74.00	-13.34	17.77	3	V	237	1.44	-

RE TX above 1GHz;Band:5.8G;VHT40;BWch:40MHz;Nss:1,(M0);Nant:4;Ch:5755MHz;TX

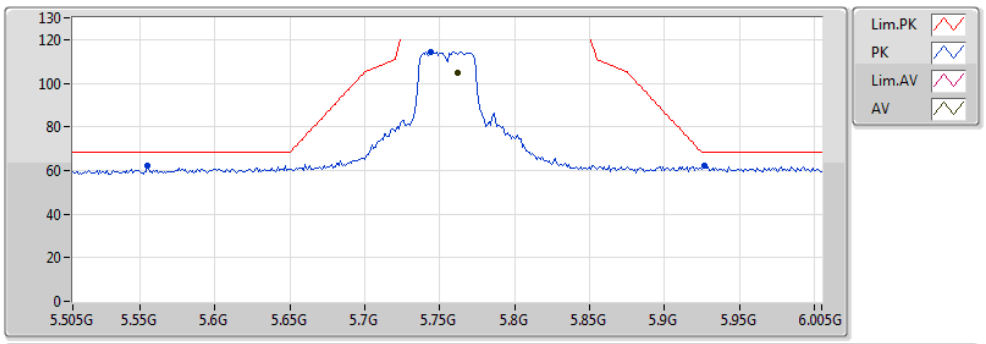

20161107
EUT Y_4T1S Non-TXBF
Setting 23
06-S-6-10

Type	Freq(Hz)	Level(dBuV/m)	Limit(dBuV/m)	Margin(dB)	Factor(dB)	Dist(m)	Pol.(H/V)	Azimuth(°)	Height(m)	Comments
AV	5.762G	104.97	Inf	-Inf	8.92	3	V	336	1.76	-
PK	5.555G	62.19	68.20	-6.01	8.73	3	V	336	1.76	-
PK	5.744G	114.47	Inf	-Inf	8.91	3	V	336	1.76	-
PK	5.927G	62.08	68.20	-6.12	9.31	3	V	336	1.76	-

RE TX above 1GHz;Band:5.8G;VHT40;BWch:40MHz;Nss:1,(M0);Nant:4;Ch:5755MHz;TX

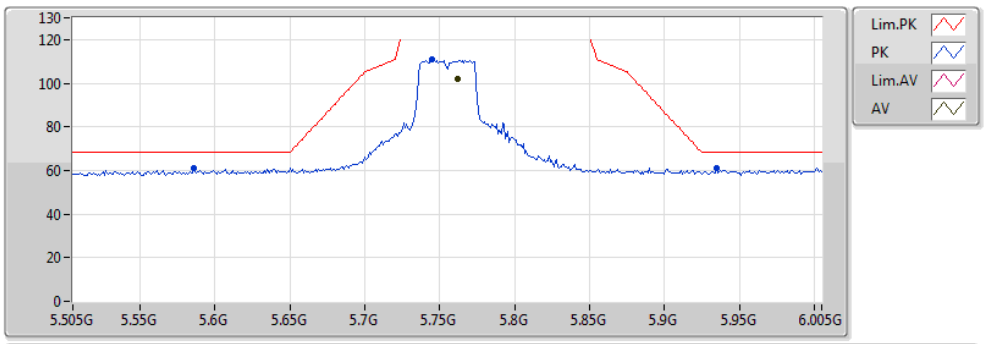

20161106
EUT Y_4T1S Non-TXBF
Setting 23
06-J-1-10

Type	Freq(Hz)	Level(dBuV/m)	Limit(dBuV/m)	Margin(dB)	Factor(dB)	Dist(m)	Pol.(H/V)	Azimuth(°)	Height(m)	Comments
AV	5.762G	102.00	Inf	-Inf	8.92	3	H	303	1.84	-
PK	5.586G	60.82	68.20	-7.38	8.82	3	H	303	1.84	-
PK	5.745G	110.79	Inf	-Inf	8.91	3	H	303	1.84	-
PK	5.935G	60.95	68.20	-7.25	9.34	3	H	303	1.84	-

RE TX above 1GHz;Band:5.8G;VHT40;BWch:40MHz;Nss:1,(M0);Nant:4;Ch:5755MHz;TX

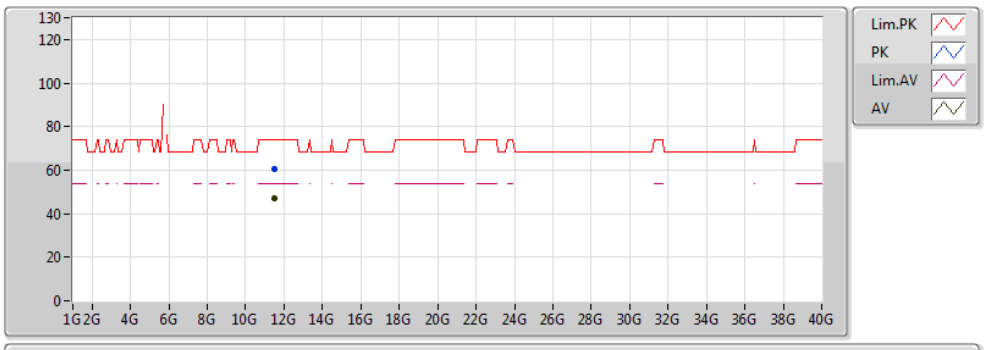

20161108
EUT Y_4T1S Non-TXBF
Setting 23
06-S-6

Type	Freq(Hz)	Level(dBuV/m)	Limit(dBuV/m)	Margin(dB)	Factor(dB)	Dist(m)	Pol.(H/V)	Azimuth(°)	Height(m)	Comments
AV	11.50838G	46.91	54.00	-7.09	17.77	3	V	237	1.44	-
PK	11.5098G	60.66	74.00	-13.34	17.77	3	V	237	1.44	-

RE TX above 1GHz;Band:5.8G;VHT40;BWch:40MHz;Nss:1,(M0);Nant:4;Ch:5755MHz;TX

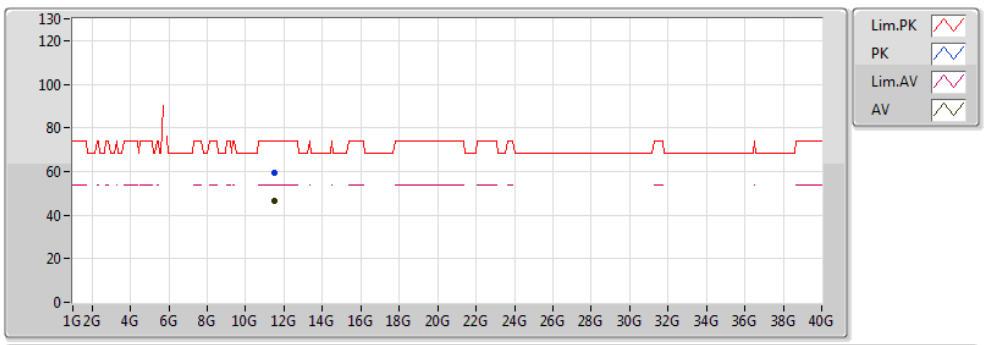

20161108
EUT Y_4T1S Non-TXBF
Setting 23
06-S-6

Type	Freq(Hz)	Level(dBuV/m)	Limit(dBuV/m)	Margin(dB)	Factor(dB)	Dist(m)	Pol.(H/V)	Azimuth(°)	Height(m)	Comments
AV	11.50304G	46.35	54.00	-7.65	17.77	3	H	186	1.01	-
PK	11.50958G	59.61	74.00	-14.39	17.77	3	H	186	1.01	-

RE TX above 1GHz;Band:5.8G;VHT40;BWch:40MHz;Nss:1,(M0);Nant:4;Ch:5795MHz;TX

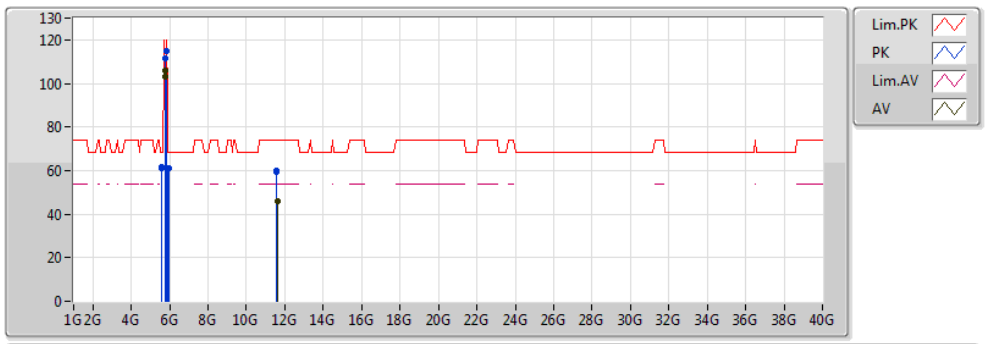

20161107
EUT Y_4T1S Non-TXBF
Setting 23
06-S-6-10

Type	Freq(Hz)	Level(dBuV/m)	Limit(dBuV/m)	Margin(dB)	Factor(dB)	Dist(m)	Pol.(H/V)	Azimuth(°)	Height(m)	Comments
AV	5.799G	102.87	Inf	-Inf	8.93	3	H	298	1.72	-
PK	5.594G	60.88	68.20	-7.32	8.84	3	H	298	1.72	-
PK	5.785G	111.75	Inf	-Inf	8.93	3	H	298	1.72	-
PK	5.975G	61.04	68.20	-7.16	9.46	3	H	298	1.72	-
AV	5.798G	106.01	Inf	-Inf	8.93	3	V	337	1.83	-
PK	5.607G	61.56	68.20	-6.64	8.86	3	V	337	1.83	-
PK	5.811G	115.01	Inf	-Inf	8.96	3	V	337	1.83	-
PK	5.927G	61.33	68.20	-6.87	9.31	3	V	337	1.83	-
AV	11.5936G	46.13	54.00	-7.87	17.69	3	H	65	1.18	-
PK	11.58982G	59.67	74.00	-14.33	17.70	3	H	65	1.18	-
AV	11.59462G	46.06	54.00	-7.94	17.69	3	V	206	1.61	-
PK	11.58532G	59.93	74.00	-14.07	17.70	3	V	206	1.61	-

RE TX above 1GHz;Band:5.8G;VHT40;BWch:40MHz;Nss:1,(M0);Nant:4;Ch:5795MHz;TX

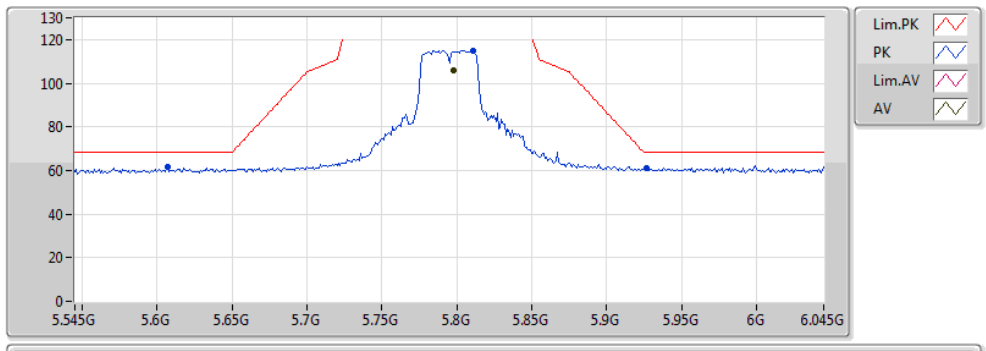

20161107
EUT Y_4T1S Non-TXBF
Setting 23
06-S-6-10

Type	Freq(Hz)	Level(dBuV/m)	Limit(dBuV/m)	Margin(dB)	Factor(dB)	Dist(m)	Pol.(H/V)	Azimuth(°)	Height(m)	Comments
AV	5.798G	106.01	Inf	-Inf	8.93	3	V	337	1.83	-
PK	5.607G	61.56	68.20	-6.64	8.86	3	V	337	1.83	-
PK	5.811G	115.01	Inf	-Inf	8.96	3	V	337	1.83	-
PK	5.927G	61.33	68.20	-6.87	9.31	3	V	337	1.83	-

RE TX above 1GHz;Band:5.8G;VHT40;BWch:40MHz;Nss:1,(M0);Nant:4;Ch:5795MHz;TX

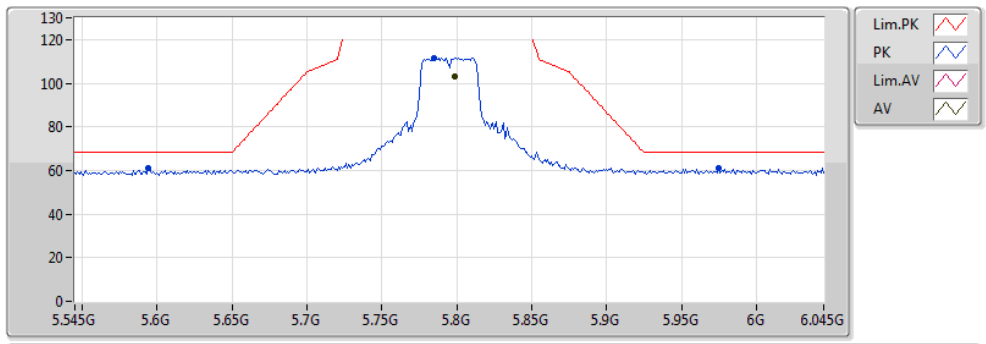

20161107
EUT Y_4T1S Non-TXBF
Setting 23
06-S-6-10

Type	Freq(Hz)	Level(dBuV/m)	Limit(dBuV/m)	Margin(dB)	Factor(dB)	Dist(m)	Pol.(H/V)	Azimuth(°)	Height(m)	Comments
AV	5.799G	102.87	Inf	-Inf	8.93	3	H	298	1.72	-
PK	5.594G	60.88	68.20	-7.32	8.84	3	H	298	1.72	-
PK	5.785G	111.75	Inf	-Inf	8.93	3	H	298	1.72	-
PK	5.975G	61.04	68.20	-7.16	9.46	3	H	298	1.72	-

RE TX above 1GHz;Band:5.8G;VHT40;BWch:40MHz;Nss:1,(M0);Nant:4;Ch:5795MHz;TX

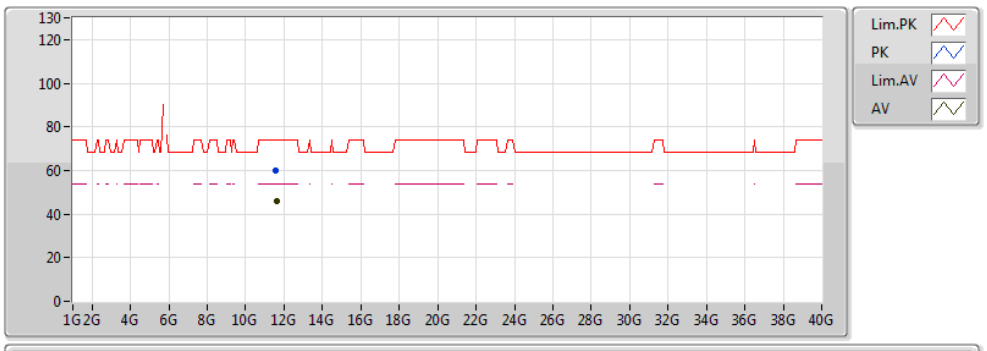

20161108
EUT Y_4T1S Non-TXBF
Setting 23
06-S-6

Type	Freq(Hz)	Level(dBuV/m)	Limit(dBuV/m)	Margin(dB)	Factor(dB)	Dist(m)	Pol.(H/V)	Azimuth(°)	Height(m)	Comments
AV	11.59462G	46.06	54.00	-7.94	17.69	3	V	206	1.61	-
PK	11.58532G	59.93	74.00	-14.07	17.70	3	V	206	1.61	-

RE TX above 1GHz;Band:5.8G;VHT40;BWch:40MHz;Nss:1,(M0);Nant:4;Ch:5795MHz;TX

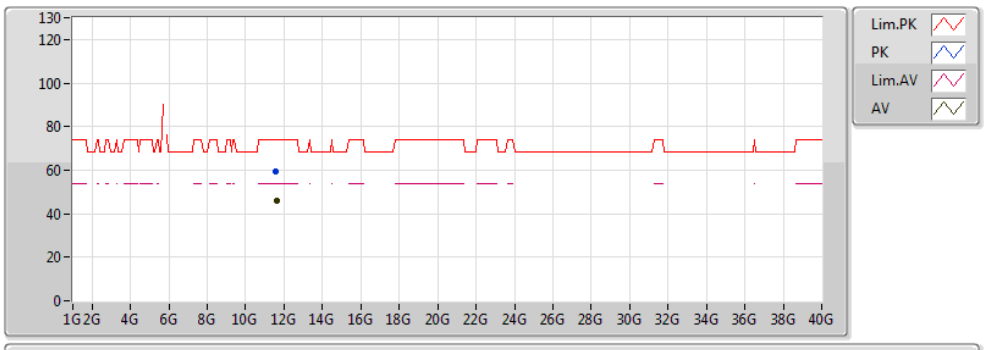

20161108
EUT Y_4T1S Non-TXBF
Setting 23
06-S-6

Type	Freq(Hz)	Level(dBuV/m)	Limit(dBuV/m)	Margin(dB)	Factor(dB)	Dist(m)	Pol.(H/V)	Azimuth(°)	Height(m)	Comments
AV	11.5936G	46.13	54.00	-7.87	17.69	3	H	65	1.18	-
PK	11.58982G	59.67	74.00	-14.33	17.70	3	H	65	1.18	-

RE TX above 1GHz;Band:5.2G;VHT80;BWch:80MHz;Nss:1,(M0);Nant:4;Ch:5210MHz;TX

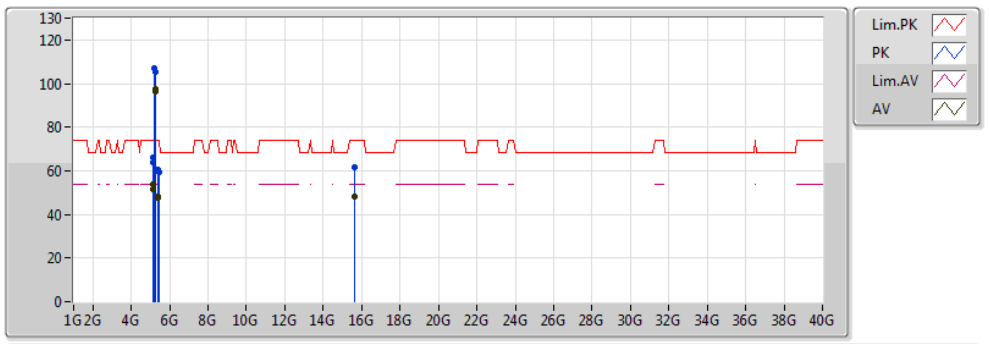

20161108
EUT Y_4T1S Non-TXBF
Setting 17
06-S-6

Type	Freq(Hz)	Level(dBuV/m)	Limit(dBuV/m)	Margin(dB)	Factor(dB)	Dist(m)	Pol.(H/V)	Azimuth(°)	Height(m)	Comments
AV	5.145G	51.46	54.00	-2.54	7.89	3	H	332	2.64	-
AV	5.245G	96.26	Inf	-Inf	8.03	3	H	332	2.64	-
AV	5.359G	47.41	54.00	-6.59	8.26	3	H	332	2.64	-
PK	5.148G	63.76	74.00	-10.24	7.89	3	H	332	2.64	-
PK	5.244G	105.17	Inf	-Inf	8.03	3	H	332	2.64	-
PK	5.451G	59.66	74.00	-14.34	8.47	3	H	332	2.64	-
AV	5.149G	53.76	54.00	-0.24	7.89	3	V	72	1.50	-
AV	5.244G	97.39	Inf	-Inf	8.03	3	V	72	1.50	-
AV	5.368G	47.91	54.00	-6.09	8.28	3	V	72	1.50	-
PK	5.145G	66.26	74.00	-7.74	7.89	3	V	72	1.50	-
PK	5.209G	107.27	Inf	-Inf	7.96	3	V	72	1.50	-
PK	5.411G	60.73	74.00	-13.27	8.38	3	V	72	1.50	-
AV	15.63726G	48.02	54.00	-5.98	19.14	3	H	307	2.42	-
PK	15.62124G	61.40	74.00	-12.60	19.19	3	H	307	2.42	-
AV	15.62454G	48.06	54.00	-5.94	19.18	3	V	163	1.08	-
PK	15.62598G	61.41	74.00	-12.59	19.17	3	V	163	1.08	-

RE TX above 1GHz;Band:5.2G;VHT80;BWch:80MHz;Nss:1,(M0);Nant:4;Ch:5210MHz;TX

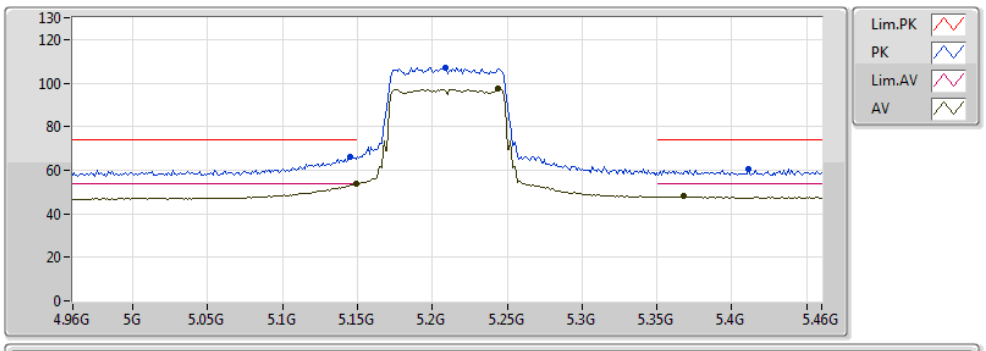

20161108
EUT Y_4T1S Non-TXBF
Setting 17
06-S-6-10

Type	Freq(Hz)	Level(dBuV/m)	Limit(dBuV/m)	Margin(dB)	Factor(dB)	Dist(m)	Pol.(H/V)	Azimuth(°)	Height(m)	Comments
AV	5.149G	53.76	54.00	-0.24	7.89	3	V	72	1.50	-
AV	5.244G	97.39	Inf	-Inf	8.03	3	V	72	1.50	-
AV	5.368G	47.91	54.00	-6.09	8.28	3	V	72	1.50	-
PK	5.145G	66.26	74.00	-7.74	7.89	3	V	72	1.50	-
PK	5.209G	107.27	Inf	-Inf	7.96	3	V	72	1.50	-
PK	5.411G	60.73	74.00	-13.27	8.38	3	V	72	1.50	-

RE TX above 1GHz;Band:5.2G;VHT80;BWch:80MHz;Nss:1,(M0);Nant:4;Ch:5210MHz;TX

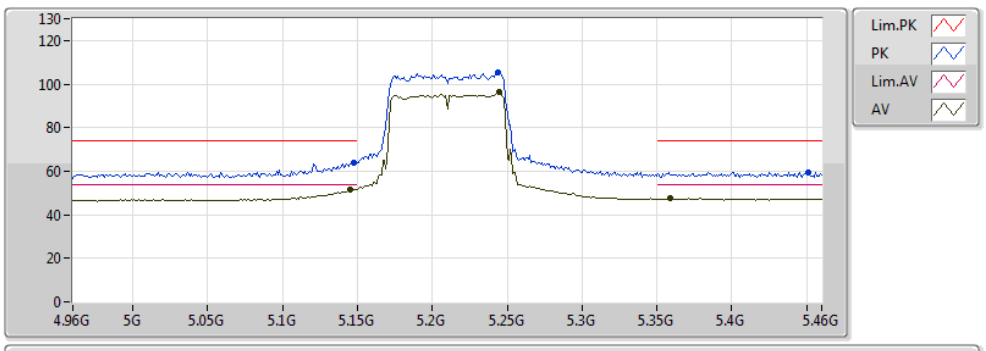

20161108
EUT Y_4T1S Non-TXBF
Setting 17
06-S-6-10

Type	Freq(Hz)	Level(dBuV/m)	Limit(dBuV/m)	Margin(dB)	Factor(dB)	Dist(m)	Pol.(H/V)	Azimuth(°)	Height(m)	Comments
AV	5.145G	51.46	54.00	-2.54	7.89	3	H	332	2.64	-
AV	5.245G	96.26	Inf	-Inf	8.03	3	H	332	2.64	-
AV	5.359G	47.41	54.00	-6.59	8.26	3	H	332	2.64	-
PK	5.148G	63.76	74.00	-10.24	7.89	3	H	332	2.64	-
PK	5.244G	105.17	Inf	-Inf	8.03	3	H	332	2.64	-
PK	5.451G	59.66	74.00	-14.34	8.47	3	H	332	2.64	-

RE TX above 1GHz;Band:5.2G;VHT80;BWch:80MHz;Nss:1,(M0);Nant:4;Ch:5210MHz;TX

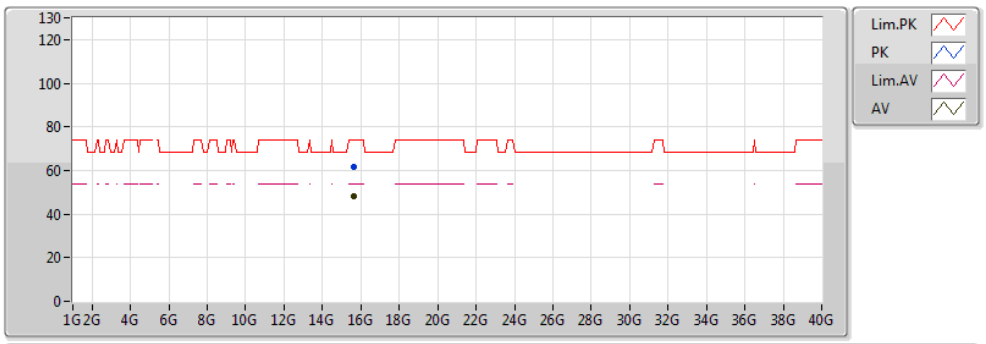

20161108
EUT Y_4T1S Non-TXBF
Setting 17
06-S-6

Type	Freq(Hz)	Level(dBuV/m)	Limit(dBuV/m)	Margin(dB)	Factor(dB)	Dist(m)	Pol.(H/V)	Azimuth(°)	Height(m)	Comments
AV	15.62454G	48.06	54.00	-5.94	19.18	3	V	163	1.08	-
PK	15.62598G	61.41	74.00	-12.59	19.17	3	V	163	1.08	-

RE TX above 1GHz;Band:5.2G;VHT80;BWch:80MHz;Nss:1,(M0);Nant:4;Ch:5210MHz;TX

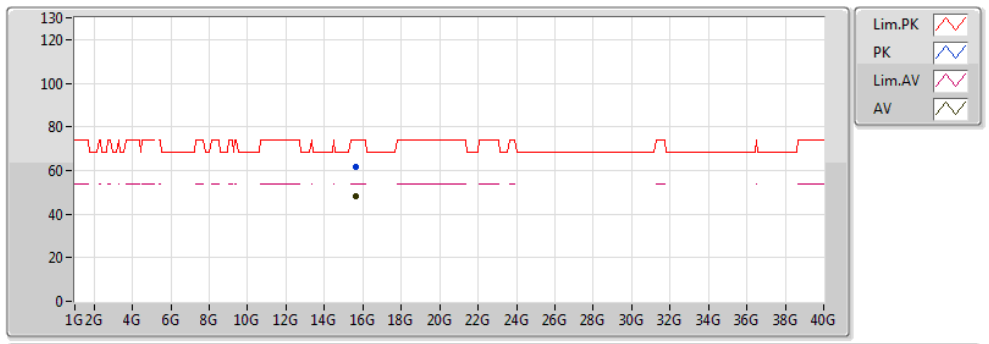

20161108
EUT Y_4T1S Non-TXBF
Setting 17
06-S-6

Type	Freq(Hz)	Level(dBuV/m)	Limit(dBuV/m)	Margin(dB)	Factor(dB)	Dist(m)	Pol.(H/V)	Azimuth(°)	Height(m)	Comments
AV	15.63726G	48.02	54.00	-5.98	19.14	3	H	307	2.42	-
PK	15.62124G	61.40	74.00	-12.60	19.19	3	H	307	2.42	-

RE TX above 1GHz;Band:5.8G;VHT80;BWch:80MHz;Nss:1,(M0);Nant:4;Ch:5775MHz;TX

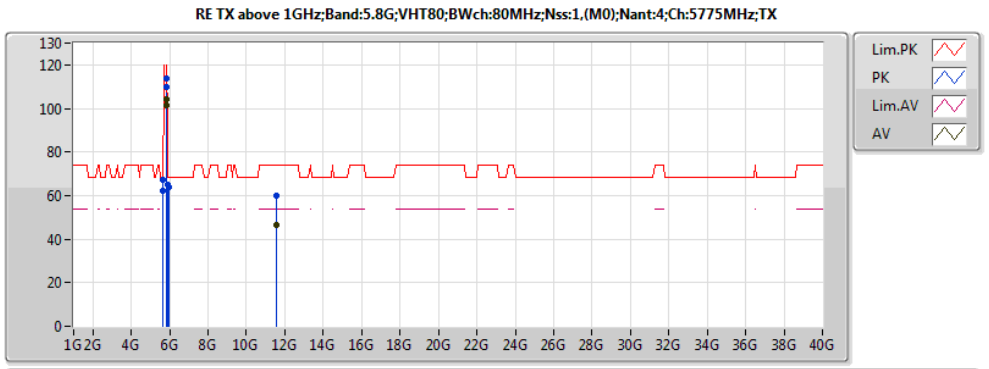

20161108
EUT Y_4T1S Non-TXBF
Setting 23
06-S-6

Type	Freq(Hz)	Level(dBuV/m)	Limit(dBuV/m)	Margin(dB)	Factor(dB)	Dist(m)	Pol.(H/V)	Azimuth(°)	Height(m)	Comments
AV	5.81G	101.43	Inf	-Inf	8.96	3	H	297	1.70	-
PK	5.649G	62.29	68.20	-5.91	8.88	3	H	297	1.70	-
PK	5.81G	109.99	Inf	-Inf	8.96	3	H	297	1.70	-
PK	5.931G	64.05	68.20	-4.15	9.32	3	H	297	1.70	-
AV	5.81G	104.50	Inf	-Inf	8.96	3	V	334	1.81	-
PK	5.652G	67.46	69.68	-2.22	8.88	3	V	334	1.81	-
PK	5.809G	113.86	Inf	-Inf	8.96	3	V	334	1.81	-
PK	5.925G	65.28	68.20	-2.92	9.30	3	V	334	1.81	-
AV	11.54868G	46.45	54.00	-7.55	17.73	3	H	82	1.95	-
PK	11.54718G	60.10	74.00	-13.90	17.73	3	H	82	1.95	-
AV	11.54862G	46.53	54.00	-7.47	17.73	3	V	303	1.15	-
PK	11.55378G	59.86	74.00	-14.14	17.73	3	V	303	1.15	-

RE TX above 1GHz;Band:5.8G;VHT80;BWch:80MHz;Nss:1,(M0);Nant:4;Ch:5775MHz;TX

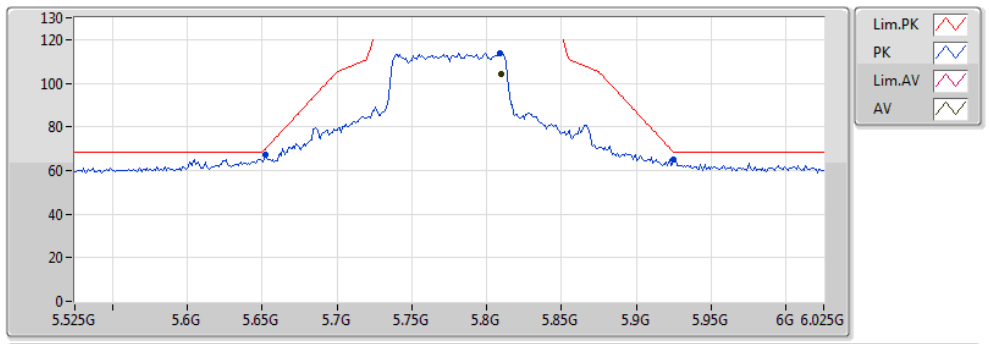

20161108
EUT Y_4T1S Non-TXBF
Setting 23
06-S-6-10

Type	Freq(Hz)	Level(dBuV/m)	Limit(dBuV/m)	Margin(dB)	Factor(dB)	Dist(m)	Pol.(H/V)	Azimuth(°)	Height(m)	Comments
AV	5.81G	104.50	Inf	-Inf	8.96	3	V	334	1.81	-
PK	5.652G	67.46	69.68	-2.22	8.88	3	V	334	1.81	-
PK	5.809G	113.86	Inf	-Inf	8.96	3	V	334	1.81	-
PK	5.925G	65.28	68.20	-2.92	9.30	3	V	334	1.81	-

RE TX above 1GHz;Band:5.8G;VHT80;BWch:80MHz;Nss:1,(M0);Nant:4;Ch:5775MHz;TX

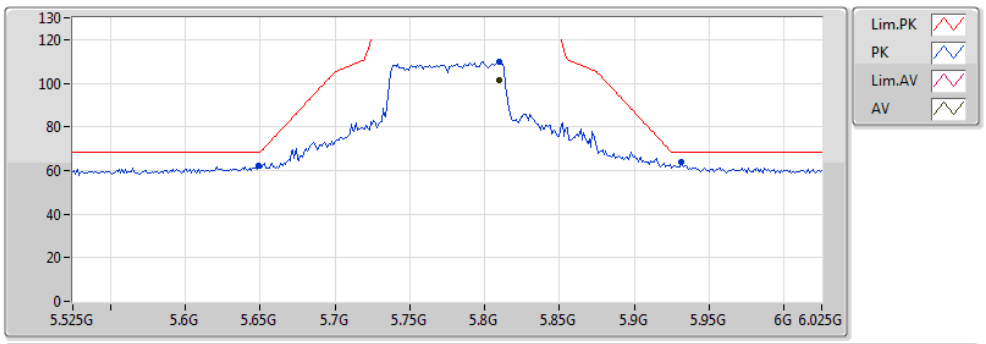

20161108
EUT Y_4T1S Non-TXBF
Setting 23
06-S-6-10

Type	Freq(Hz)	Level(dBuV/m)	Limit(dBuV/m)	Margin(dB)	Factor(dB)	Dist(m)	Pol.(H/V)	Azimuth(°)	Height(m)	Comments
AV	5.81G	101.43	Inf	-Inf	8.96	3	H	297	1.70	-
PK	5.649G	62.29	68.20	-5.91	8.88	3	H	297	1.70	-
PK	5.81G	109.99	Inf	-Inf	8.96	3	H	297	1.70	-
PK	5.931G	64.05	68.20	-4.15	9.32	3	H	297	1.70	-

RE TX above 1GHz;Band:5.8G;VHT80;BWch:80MHz;Nss:1,(M0);Nant:4;Ch:5775MHz;TX

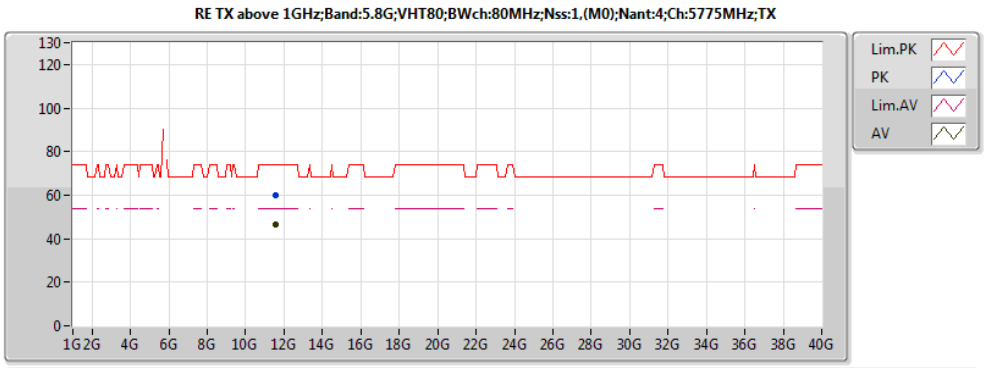

20161108
EUT Y_4T1S Non-TXBF
Setting 23
06-S-6

Type	Freq(Hz)	Level(dBuV/m)	Limit(dBuV/m)	Margin(dB)	Factor(dB)	Dist(m)	Pol.(H/V)	Azimuth(°)	Height(m)	Comments
AV	11.54862G	46.53	54.00	-7.47	17.73	3	V	303	1.15	-
PK	11.55378G	59.86	74.00	-14.14	17.73	3	V	303	1.15	-

RE TX above 1GHz;Band:5.8G;VHT80;BWch:80MHz;Nss:1,(M0);Nant:4;Ch:5775MHz;TX

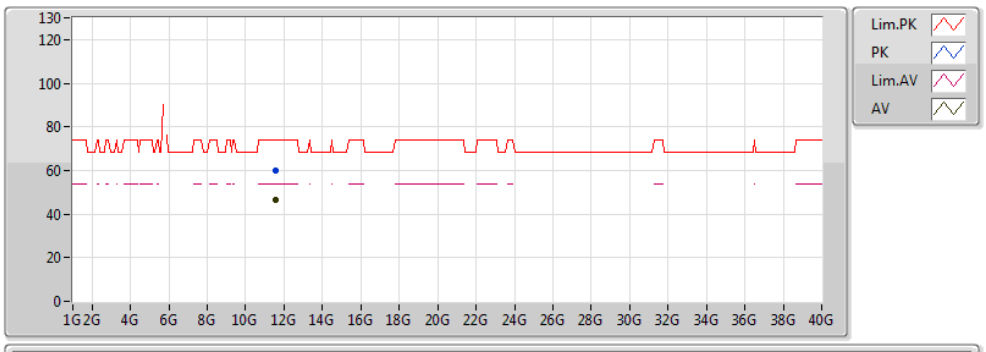

20161108
EUT Y_4T1S Non-TXBF
Setting 23
06-S-6

Type	Freq(Hz)	Level(dBuV/m)	Limit(dBuV/m)	Margin(dB)	Factor(dB)	Dist(m)	Pol.(H/V)	Azimuth(°)	Height(m)	Comments
AV	11.54868G	46.45	54.00	-7.55	17.73	3	H	82	1.95	-
PK	11.54718G	60.10	74.00	-13.90	17.73	3	H	82	1.95	-

RE TX above 1GHz;Band:5.2G;VHT20,BF;BWch:20MHz;Nss:1,(M0);Nant:4;Ch:5180MHz;TX

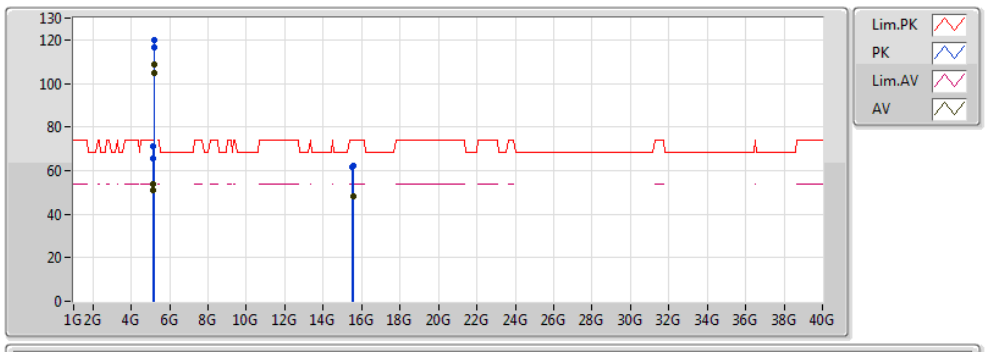

20161109
EUT Y_4T1S TXBF
Setting 22
06-W-3

Type	Freq(Hz)	Level(dBuV/m)	Limit(dBuV/m)	Margin(dB)	Factor(dB)	Dist(m)	Pol.(H/V)	Azimuth(°)	Height(m)	Comments
AV	5.1498G	51.15	54.00	-2.85	7.89	3	H	315	1.35	-
AV	5.1878G	104.72	Inf	-Inf	7.93	3	H	315	1.35	-
PK	5.1496G	65.68	74.00	-8.32	7.89	3	H	315	1.35	-
PK	5.1874G	116.30	Inf	-Inf	7.93	3	H	315	1.35	-
AV	5.1496G	53.71	54.00	-0.29	7.89	3	V	313	1.52	-
AV	5.187G	108.81	Inf	-Inf	7.93	3	V	313	1.52	-
PK	5.1474G	70.93	74.00	-3.07	7.89	3	V	313	1.52	-
PK	5.184G	120.15	Inf	-Inf	7.93	3	V	313	1.52	-
AV	15.5448G	47.97	54.00	-6.03	19.42	3	H	47	2.96	-
PK	15.53882G	62.06	74.00	-11.94	19.43	3	H	47	2.96	-
AV	15.53948G	48.05	54.00	-5.95	19.43	3	V	45	1.50	-
PK	15.53694G	61.67	74.00	-12.33	19.44	3	V	45	1.50	-

RE TX above 1GHz;Band:5.2G;VHT20,BF;BWch:20MHz;Nss:1,(M0);Nant:4;Ch:5180MHz;TX

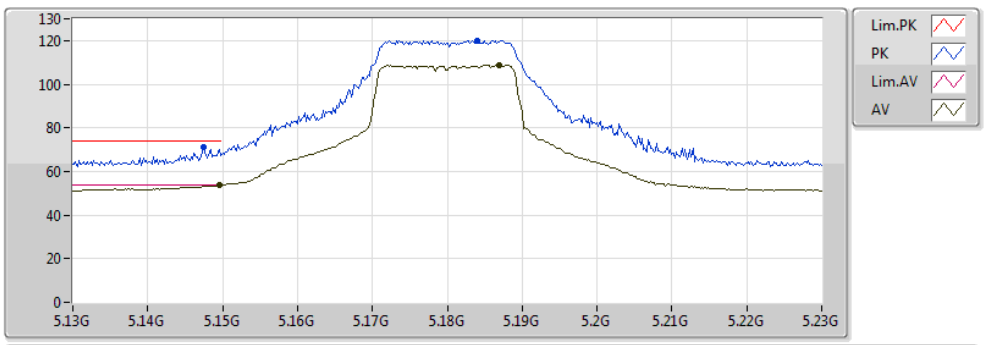

20161109
EUT Y_4T1S TXBF
Setting 22
06-W-3-10

Type	Freq(Hz)	Level(dBuV/m)	Limit(dBuV/m)	Margin(dB)	Factor(dB)	Dist(m)	Pol.(H/V)	Azimuth(°)	Height(m)	Comments
AV	5.1496G	53.71	54.00	-0.29	7.89	3	V	313	1.52	-
AV	5.187G	108.81	Inf	-Inf	7.93	3	V	313	1.52	-
PK	5.1474G	70.93	74.00	-3.07	7.89	3	V	313	1.52	-
PK	5.184G	120.15	Inf	-Inf	7.93	3	V	313	1.52	-

RE TX above 1GHz;Band:5.2G;VHT20,BF;BWch:20MHz;Nss:1,(M0);Nant:4;Ch:5180MHz;TX

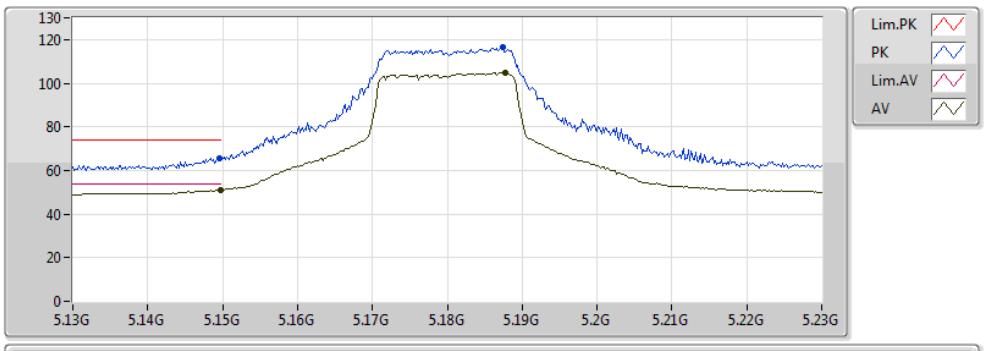

20161109
EUT Y_4T1S TXBF
Setting 22
06-W-3-10

Type	Freq(Hz)	Level(dBuV/m)	Limit(dBuV/m)	Margin(dB)	Factor(dB)	Dist(m)	Pol.(H/V)	Azimuth(°)	Height(m)	Comments
AV	5.1498G	51.15	54.00	-2.85	7.89	3	H	315	1.35	-
AV	5.1878G	104.72	Inf	-Inf	7.93	3	H	315	1.35	-
PK	5.1496G	65.68	74.00	-8.32	7.89	3	H	315	1.35	-
PK	5.1874G	116.30	Inf	-Inf	7.93	3	H	315	1.35	-

RE TX above 1GHz;Band:5.2G;VHT20,BF;BWch:20MHz;Nss:1,(M0);Nant:4;Ch:5180MHz;TX

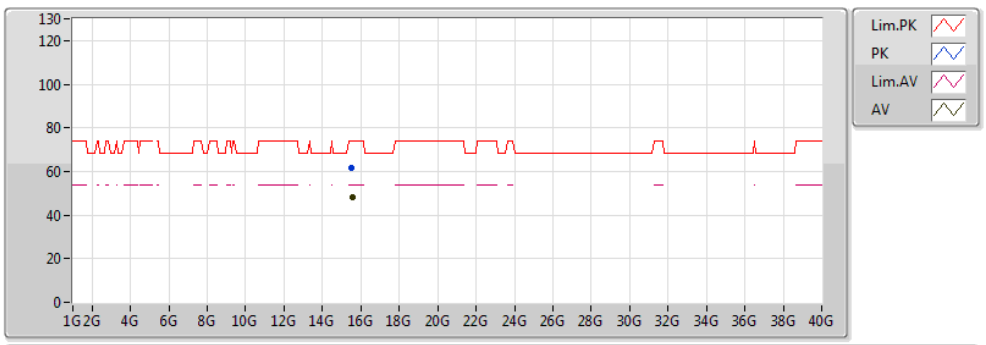

20161109
EUT Y_4T1S TXBF
Setting 22
06-W-3

Type	Freq(Hz)	Level(dBuV/m)	Limit(dBuV/m)	Margin(dB)	Factor(dB)	Dist(m)	Pol.(H/V)	Azimuth(°)	Height(m)	Comments
AV	15.53948G	48.05	54.00	-5.95	19.43	3	V	45	1.50	-
PK	15.53694G	61.67	74.00	-12.33	19.44	3	V	45	1.50	-

RE TX above 1GHz;Band:5.2G;VHT20,BF;BWch:20MHz;Nss:1,(M0);Nant:4;Ch:5180MHz;TX

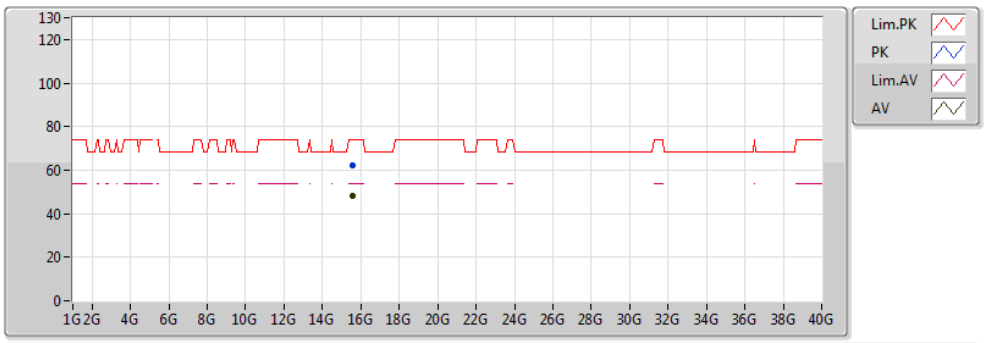

20161109
EUT Y_4T1S TXBF
Setting 22
06-W-3

Type	Freq(Hz)	Level(dBuV/m)	Limit(dBuV/m)	Margin(dB)	Factor(dB)	Dist(m)	Pol.(H/V)	Azimuth(°)	Height(m)	Comments
AV	15.5448G	47.97	54.00	-6.03	19.42	3	H	47	2.96	-
PK	15.53882G	62.06	74.00	-11.94	19.43	3	H	47	2.96	-

RE TX above 1GHz;Band:5.2G;VHT20,BF;BWch:20MHz;Nss:1,(M0);Nant:4;Ch:5200MHz;TX

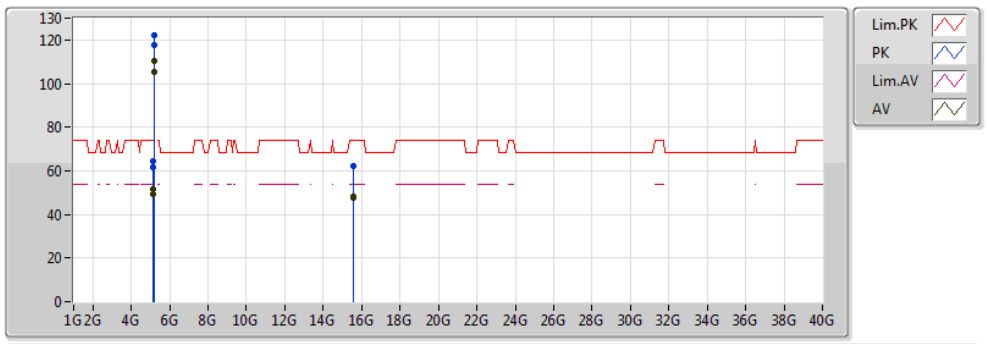

20161109
EUT Y_4T1S TXBF
Setting 23
06-W-3

Type	Freq(Hz)	Level(dBuV/m)	Limit(dBuV/m)	Margin(dB)	Factor(dB)	Dist(m)	Pol.(H/V)	Azimuth(°)	Height(m)	Comments
AV	5.1496G	49.29	54.00	-4.71	7.89	3	H	322	2.33	-
AV	5.1932G	105.62	Inf	-Inf	7.93	3	H	322	2.33	-
PK	5.1496G	61.66	74.00	-12.34	7.89	3	H	322	2.33	-
PK	5.1984G	117.42	Inf	-Inf	7.94	3	H	322	2.33	-
AV	5.1492G	51.28	54.00	-2.72	7.89	3	V	311	2.49	-
AV	5.1924G	110.41	Inf	-Inf	7.93	3	V	311	2.49	-
PK	5.1476G	64.37	74.00	-9.63	7.89	3	V	311	2.49	-
PK	5.2044G	122.02	Inf	-Inf	7.95	3	V	311	2.49	-
AV	15.5954G	47.78	54.00	-6.22	19.27	3	H	111	1.28	-
PK	15.595G	62.46	74.00	-11.54	19.27	3	H	111	1.28	-
AV	15.59516G	48.25	54.00	-5.75	19.27	3	V	56	2.23	-
PK	15.59644G	62.11	74.00	-11.89	19.26	3	V	56	2.23	-

RE TX above 1GHz;Band:5.2G;VHT20,BF;BWch:20MHz;Nss:1,(M0);Nant:4;Ch:5200MHz;TX

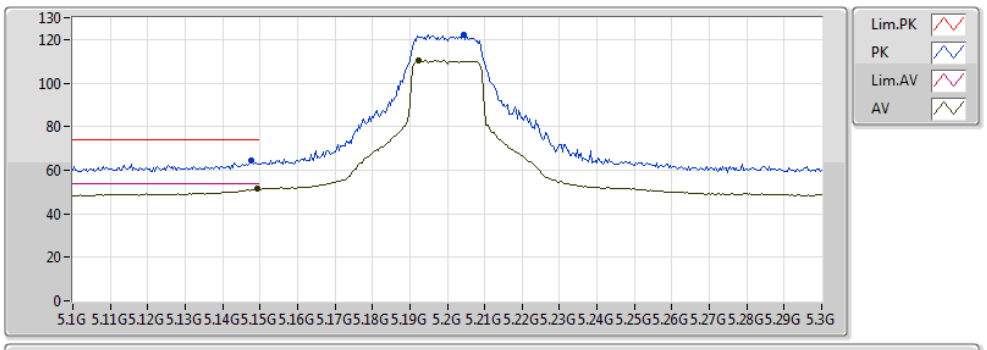

20161109
EUT Y_4T1S TXBF
Setting 23
06-W-3-10

Type	Freq(Hz)	Level(dBuV/m)	Limit(dBuV/m)	Margin(dB)	Factor(dB)	Dist(m)	Pol.(H/V)	Azimuth(°)	Height(m)	Comments
AV	5.1492G	51.28	54.00	-2.72	7.89	3	V	311	2.49	-
AV	5.1924G	110.41	Inf	-Inf	7.93	3	V	311	2.49	-
PK	5.1476G	64.37	74.00	-9.63	7.89	3	V	311	2.49	-
PK	5.2044G	122.02	Inf	-Inf	7.95	3	V	311	2.49	-

RE TX above 1GHz;Band:5.2G;VHT20,BF;BWch:20MHz;Nss:1,(M0);Nant:4;Ch:5200MHz;TX

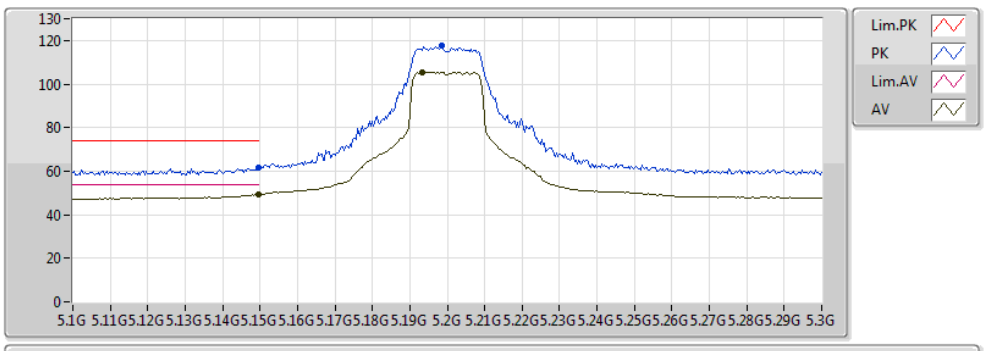

20161109
EUT Y_4T1S TXBF
Setting 23
06-W-3-10

Type	Freq(Hz)	Level(dBuV/m)	Limit(dBuV/m)	Margin(dB)	Factor(dB)	Dist(m)	Pol.(H/V)	Azimuth(°)	Height(m)	Comments
AV	5.1496G	49.29	54.00	-4.71	7.89	3	H	322	2.33	-
AV	5.1932G	105.62	Inf	-Inf	7.93	3	H	322	2.33	-
PK	5.1496G	61.66	74.00	-12.34	7.89	3	H	322	2.33	-
PK	5.1984G	117.42	Inf	-Inf	7.94	3	H	322	2.33	-

RE TX above 1GHz;Band:5.2G;VHT20,BF;BWch:20MHz;Nss:1,(M0);Nant:4;Ch:5200MHz;TX

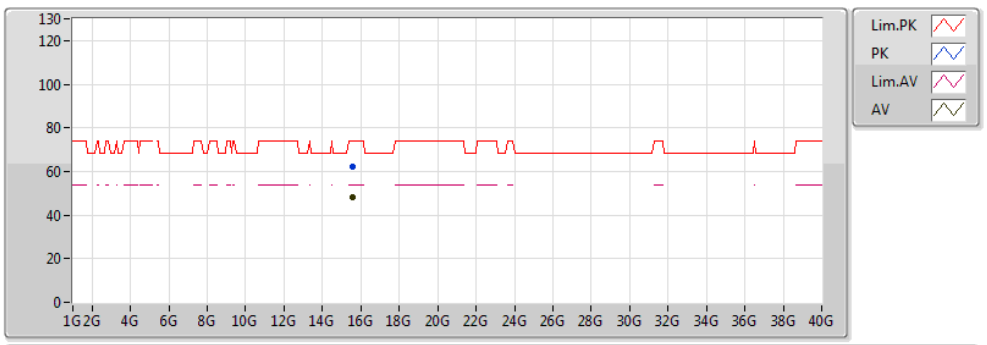

20161109
EUT Y_4T1S TXBF
Setting 23
06-W-3

Type	Freq(Hz)	Level(dBuV/m)	Limit(dBuV/m)	Margin(dB)	Factor(dB)	Dist(m)	Pol.(H/V)	Azimuth(°)	Height(m)	Comments
AV	15.59516G	48.25	54.00	-5.75	19.27	3	V	56	2.23	-
PK	15.59644G	62.11	74.00	-11.89	19.26	3	V	56	2.23	-

RE TX above 1GHz;Band:5.2G;VHT20,BF;BWch:20MHz;Nss:1,(M0);Nant:4;Ch:5200MHz;TX

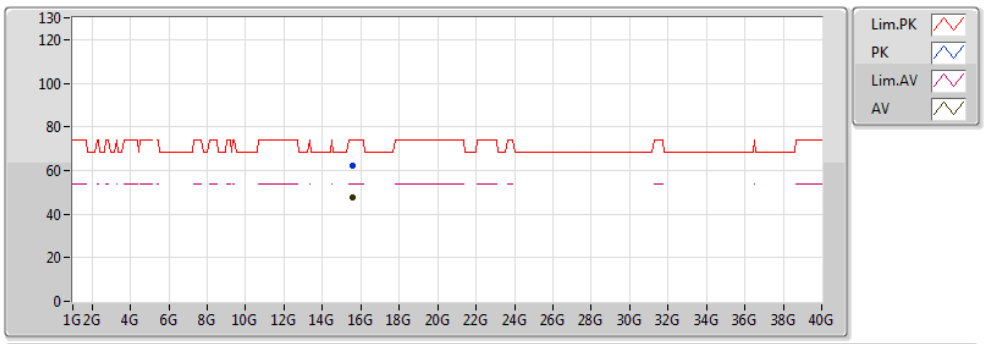

20161109
EUT Y_4T1S TXBF
Setting 23
06-W-3

Type	Freq(Hz)	Level(dBuV/m)	Limit(dBuV/m)	Margin(dB)	Factor(dB)	Dist(m)	Pol.(H/V)	Azimuth(°)	Height(m)	Comments
AV	15.5954G	47.78	54.00	-6.22	19.27	3	H	111	1.28	-
PK	15.595G	62.46	74.00	-11.54	19.27	3	H	111	1.28	-

RE TX above 1GHz;Band:5.2G;VHT20,BF;BWch:20MHz;Nss:1,(M0);Nant:4;Ch:5240MHz;TX

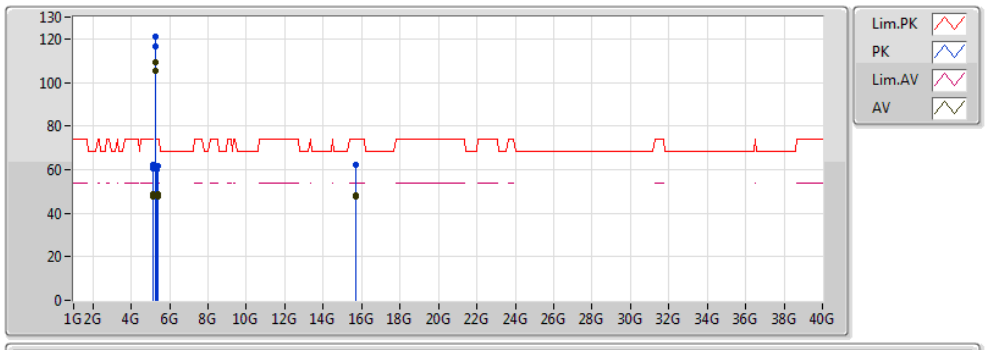

20161109
EUT Y_4T1S TXBF
Setting 23
06-W-3

Type	Freq(Hz)	Level(dBuV/m)	Limit(dBuV/m)	Margin(dB)	Factor(dB)	Dist(m)	Pol.(H/V)	Azimuth(°)	Height(m)	Comments
AV	5.1344G	47.37	54.00	-6.63	7.88	3	H	317	1.34	-
AV	5.2478G	105.42	Inf	-Inf	8.04	3	H	317	1.34	-
AV	5.3684G	47.54	54.00	-6.46	8.28	3	H	317	1.34	-
PK	5.1392G	60.64	74.00	-13.36	7.89	3	H	317	1.34	-
PK	5.2334G	116.45	Inf	-Inf	8.01	3	H	317	1.34	-
PK	5.354G	60.14	74.00	-13.86	8.25	3	H	317	1.34	-
AV	5.1464G	49.03	54.00	-4.97	7.89	3	V	317	1.50	-
AV	5.2322G	109.22	Inf	-Inf	8.00	3	V	317	1.50	-
AV	5.36G	49.01	54.00	-4.99	8.27	3	V	317	1.50	-
PK	5.1188G	62.14	74.00	-11.86	7.87	3	V	317	1.50	-
PK	5.2376G	120.83	Inf	-Inf	8.02	3	V	317	1.50	-
PK	5.3618G	61.91	74.00	-12.09	8.27	3	V	317	1.50	-
AV	15.7197G	47.53	54.00	-6.47	18.90	3	H	166	1.50	-
PK	15.72046G	62.01	74.00	-11.99	18.89	3	H	166	1.50	-
AV	15.72142G	48.05	54.00	-5.95	18.89	3	V	81	1.50	-
PK	15.72004G	62.05	74.00	-11.95	18.89	3	V	81	1.50	-

RE TX above 1GHz;Band:5.2G;VHT20,BF;BWch:20MHz;Nss:1,(M0);Nant:4;Ch:5240MHz;TX

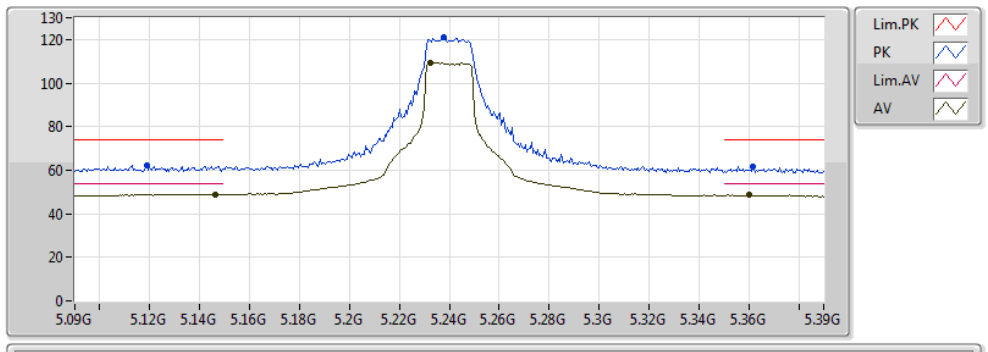

20161109
EUT Y_4T1S TXBF
Setting 23
06-W-3-10

Type	Freq(Hz)	Level(dBuV/m)	Limit(dBuV/m)	Margin(dB)	Factor(dB)	Dist(m)	Pol.(H/V)	Azimuth(°)	Height(m)	Comments
AV	5.1464G	49.03	54.00	-4.97	7.89	3	V	317	1.50	-
AV	5.2322G	109.22	Inf	-Inf	8.00	3	V	317	1.50	-
AV	5.36G	49.01	54.00	-4.99	8.27	3	V	317	1.50	-
PK	5.1188G	62.14	74.00	-11.86	7.87	3	V	317	1.50	-
PK	5.2376G	120.83	Inf	-Inf	8.02	3	V	317	1.50	-
PK	5.3618G	61.91	74.00	-12.09	8.27	3	V	317	1.50	-

RE TX above 1GHz;Band:5.2G;VHT20,BF;BWch:20MHz;Nss:1,(M0);Nant:4;Ch:5240MHz;TX

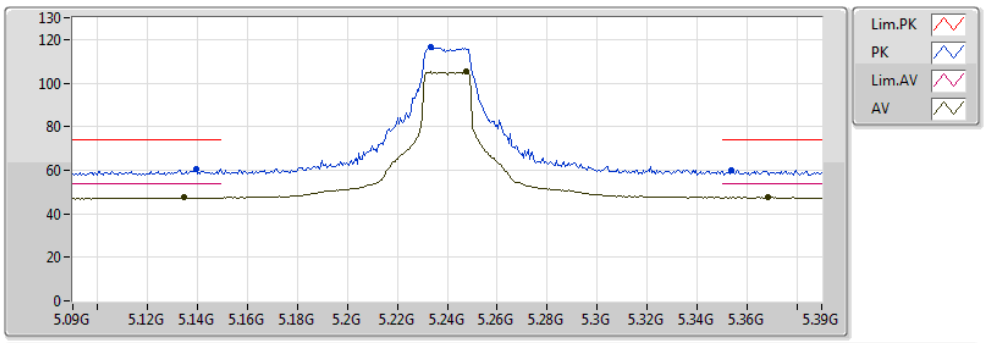

20161109
EUT Y_4T1S TXBF
Setting 23
06-W-3-10

Type	Freq(Hz)	Level(dBuV/m)	Limit(dBuV/m)	Margin(dB)	Factor(dB)	Dist(m)	Pol.(H/V)	Azimuth(°)	Height(m)	Comments
AV	5.1344G	47.37	54.00	-6.63	7.88	3	H	317	1.34	-
AV	5.2478G	105.42	Inf	-Inf	8.04	3	H	317	1.34	-
AV	5.3684G	47.54	54.00	-6.46	8.28	3	H	317	1.34	-
PK	5.1392G	60.64	74.00	-13.36	7.89	3	H	317	1.34	-
PK	5.2334G	116.45	Inf	-Inf	8.01	3	H	317	1.34	-
PK	5.354G	60.14	74.00	-13.86	8.25	3	H	317	1.34	-

RE TX above 1GHz;Band:5.2G;VHT20,BF;BWch:20MHz;Nss:1,(M0);Nant:4;Ch:5240MHz;TX

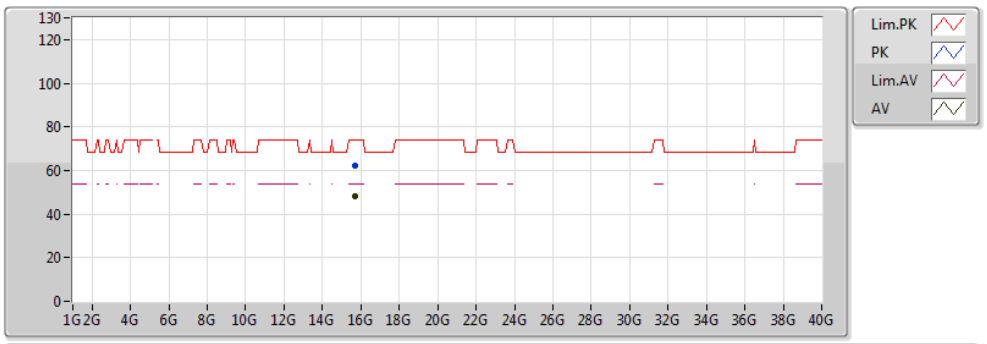

20161109
EUT Y_4T1S TXBF
Setting 23
06-W-3

Type	Freq(Hz)	Level(dBuV/m)	Limit(dBuV/m)	Margin(dB)	Factor(dB)	Dist(m)	Pol.(H/V)	Azimuth(°)	Height(m)	Comments
AV	15.72142G	48.05	54.00	-5.95	18.89	3	V	81	1.50	-
PK	15.72004G	62.05	74.00	-11.95	18.89	3	V	81	1.50	-

RE TX above 1GHz;Band:5.2G;VHT20,BF;BWch:20MHz;Nss:1,(M0);Nant:4;Ch:5240MHz;TX

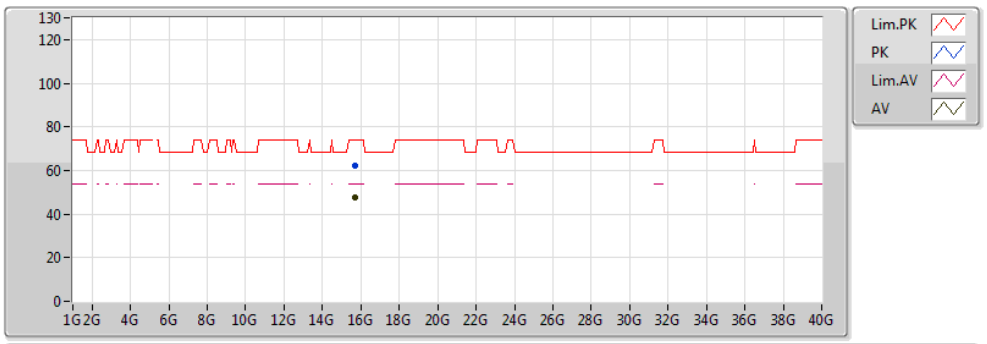

20161109
EUT Y_4T1S TXBF
Setting 23
06-W-3

Type	Freq(Hz)	Level(dBuV/m)	Limit(dBuV/m)	Margin(dB)	Factor(dB)	Dist(m)	Pol.(H/V)	Azimuth(°)	Height(m)	Comments
AV	15.7197G	47.53	54.00	-6.47	18.90	3	H	166	1.50	-
PK	15.72046G	62.01	74.00	-11.99	18.89	3	H	166	1.50	-

RE TX above 1GHz;Band:5.8G;VHT20,BF;BWch:20MHz;Nss:1,(M0);Nant:4;Ch:5745MHz;TX

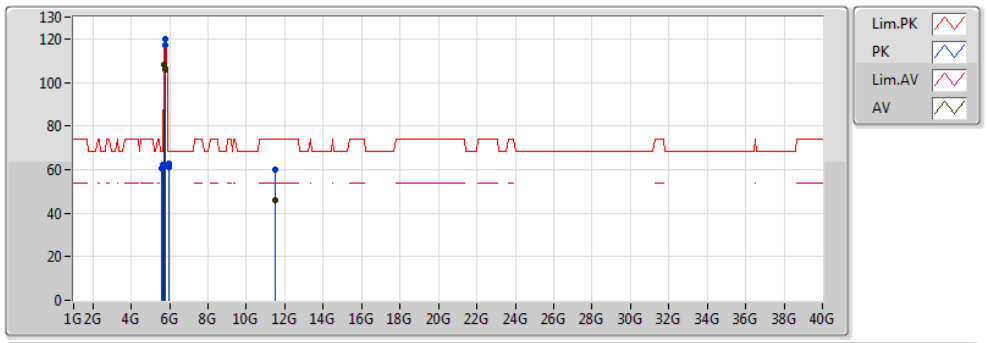

20161109
EUT Y_4T1S TXBF
Setting 23
06-W-3

Type	Freq(Hz)	Level(dBuV/m)	Limit(dBuV/m)	Margin(dB)	Factor(dB)	Dist(m)	Pol.(H/V)	Azimuth(°)	Height(m)	Comments
AV	5.743G	106.05	Inf	-Inf	8.91	3	H	299	1.73	-
PK	5.564G	60.73	68.20	-7.47	8.76	3	H	299	1.73	-
PK	5.747G	117.12	Inf	-Inf	8.91	3	H	299	1.73	-
PK	5.976G	60.88	68.20	-7.32	9.46	3	H	299	1.73	-
AV	5.738G	107.97	Inf	-Inf	8.91	3	V	325	1.50	-
PK	5.634G	62.06	68.20	-6.14	8.87	3	V	325	1.50	-
PK	5.741G	120.07	Inf	-Inf	8.91	3	V	325	1.50	-
PK	5.984G	62.63	68.20	-5.57	9.48	3	V	325	1.50	-
AV	11.49416G	45.73	54.00	-8.27	17.78	3	H	199	2.01	-
PK	11.48876G	59.71	74.00	-14.29	17.78	3	H	199	2.01	-
AV	11.48636G	45.78	54.00	-8.22	17.79	3	V	104	2.70	-
PK	11.48568G	59.99	74.00	-14.01	17.79	3	V	104	2.70	-

RE TX above 1GHz;Band:5.8G;VHT20,BF;BWch:20MHz;Nss:1,(M0);Nant:4;Ch:5745MHz;TX

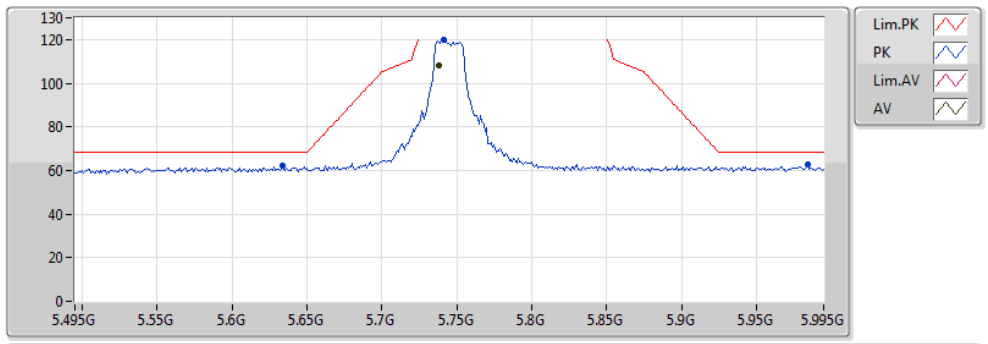

20161109
EUT Y_4T1S TXBF
Setting 23
06-W-3-10

Type	Freq(Hz)	Level(dBuV/m)	Limit(dBuV/m)	Margin(dB)	Factor(dB)	Dist(m)	Pol.(H/V)	Azimuth(°)	Height(m)	Comments
AV	5.738G	107.97	Inf	-Inf	8.91	3	V	325	1.50	-
PK	5.634G	62.06	68.20	-6.14	8.87	3	V	325	1.50	-
PK	5.741G	120.07	Inf	-Inf	8.91	3	V	325	1.50	-
PK	5.984G	62.63	68.20	-5.57	9.48	3	V	325	1.50	-

RE TX above 1GHz;Band:5.8G;VHT20,BF;BWch:20MHz;Nss:1,(M0);Nant:4;Ch:5745MHz;TX

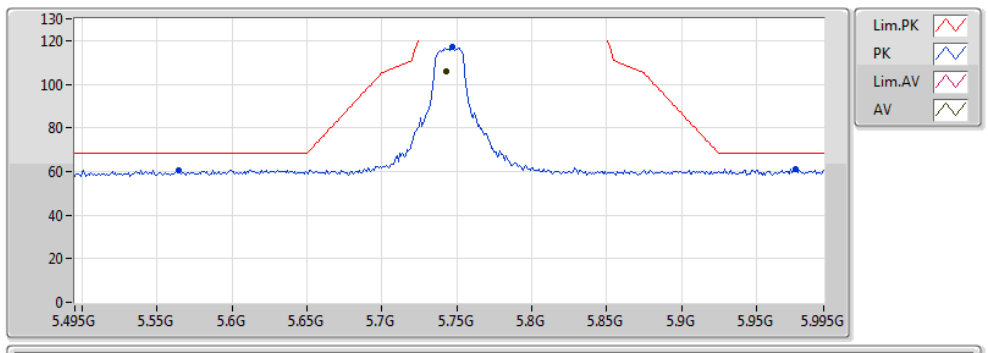

20161109
EUT Y_4T1S TXBF
Setting 23
06-W-3-10

Type	Freq(Hz)	Level(dBuV/m)	Limit(dBuV/m)	Margin(dB)	Factor(dB)	Dist(m)	Pol.(H/V)	Azimuth(°)	Height(m)	Comments
AV	5.743G	106.05	Inf	-Inf	8.91	3	H	299	1.73	-
PK	5.564G	60.73	68.20	-7.47	8.76	3	H	299	1.73	-
PK	5.747G	117.12	Inf	-Inf	8.91	3	H	299	1.73	-
PK	5.976G	60.88	68.20	-7.32	9.46	3	H	299	1.73	-

RE TX above 1GHz;Band:5.8G;VHT20,BF;BWch:20MHz;Nss:1,(M0);Nant:4;Ch:5745MHz;TX

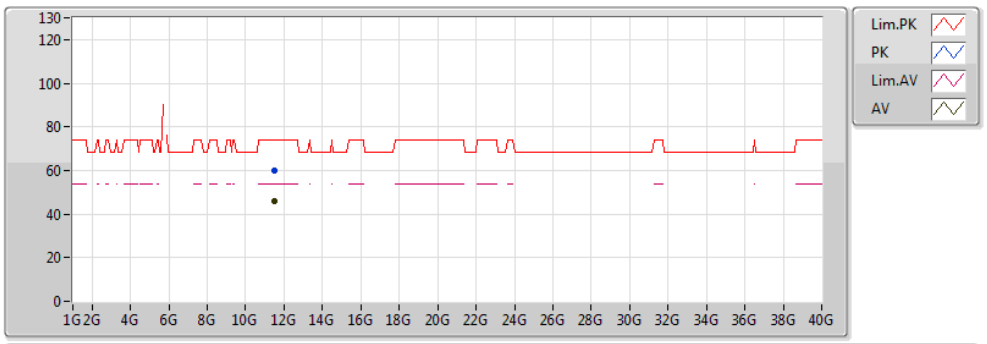

20161109
EUT Y_4T1S TXBF
Setting 23
06-W-3

Type	Freq(Hz)	Level(dBuV/m)	Limit(dBuV/m)	Margin(dB)	Factor(dB)	Dist(m)	Pol.(H/V)	Azimuth(°)	Height(m)	Comments
AV	11.48636G	45.78	54.00	-8.22	17.79	3	V	104	2.70	-
PK	11.48568G	59.99	74.00	-14.01	17.79	3	V	104	2.70	-

RE TX above 1GHz;Band:5.8G;VHT20,BF;BWch:20MHz;Nss:1,(M0);Nant:4;Ch:5745MHz;TX

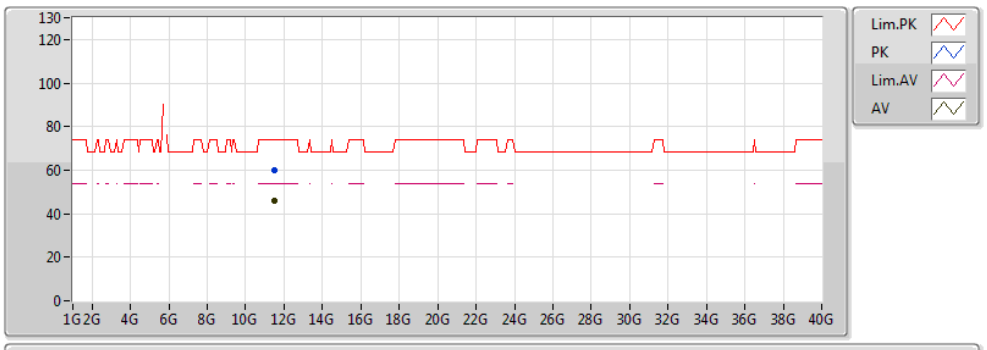

20161109
EUT Y_4T1S TXBF
Setting 23
06-W-3

Type	Freq(Hz)	Level(dBuV/m)	Limit(dBuV/m)	Margin(dB)	Factor(dB)	Dist(m)	Pol.(H/V)	Azimuth(°)	Height(m)	Comments
AV	11.49416G	45.73	54.00	-8.27	17.78	3	H	199	2.01	-
PK	11.48876G	59.71	74.00	-14.29	17.78	3	H	199	2.01	-

RE TX above 1GHz;Band:5.8G;VHT20,BF;BWch:20MHz;Nss:1,(M0);Nant:4;Ch:5785MHz;TX

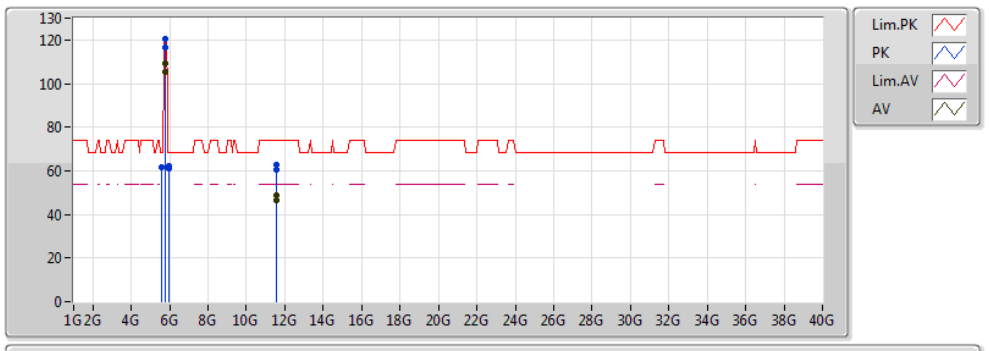

20161109
EUT Y_4T1S TXBF
Setting 23
06-W-3

Type	Freq(Hz)	Level(dBuV/m)	Limit(dBuV/m)	Margin(dB)	Factor(dB)	Dist(m)	Pol.(H/V)	Azimuth(°)	Height(m)	Comments
AV	5.783G	105.27	Inf	-Inf	8.92	3	H	302	1.86	-
PK	5.604G	61.60	68.20	-6.60	8.86	3	H	302	1.86	-
PK	5.788G	116.60	Inf	-Inf	8.93	3	H	302	1.86	-
PK	5.981G	61.12	68.20	-7.08	9.47	3	H	302	1.86	-
AV	5.792G	109.00	Inf	-Inf	8.93	3	V	129	1.50	-
PK	5.565G	61.59	68.20	-6.61	8.76	3	V	129	1.50	-
PK	5.788G	120.41	Inf	-Inf	8.93	3	V	129	1.50	-
PK	5.974G	62.21	68.20	-5.99	9.45	3	V	129	1.50	-
AV	11.57054G	46.36	54.00	-7.64	17.71	3	H	39	1.59	-
PK	11.56576G	60.32	74.00	-13.68	17.72	3	H	39	1.59	-
AV	11.56824G	48.70	54.00	-5.30	17.72	3	V	89	1.29	-
PK	11.56758G	62.70	74.00	-11.30	17.72	3	V	89	1.29	-

RE TX above 1GHz;Band:5.8G;VHT20,BF;BWch:20MHz;Nss:1,(M0);Nant:4;Ch:5785MHz;TX

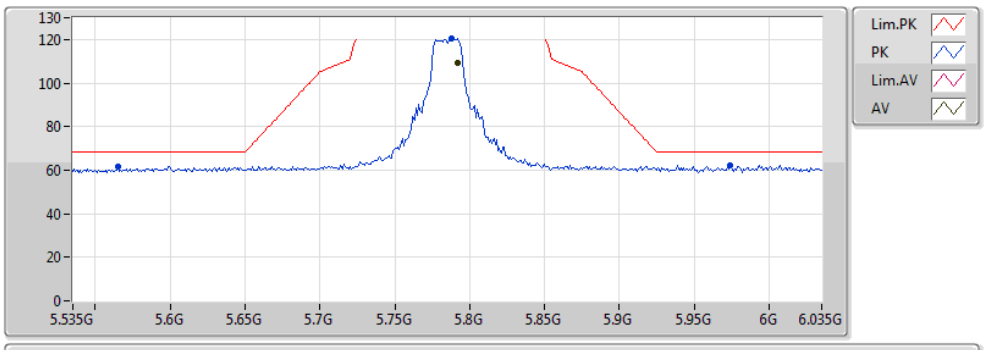

20161109
EUT Y_4T1S TXBF
Setting 23
06-W-3-10

Type	Freq(Hz)	Level(dBuV/m)	Limit(dBuV/m)	Margin(dB)	Factor(dB)	Dist(m)	Pol.(H/V)	Azimuth(°)	Height(m)	Comments
AV	5.792G	109.00	Inf	-Inf	8.93	3	V	129	1.50	-
PK	5.565G	61.59	68.20	-6.61	8.76	3	V	129	1.50	-
PK	5.788G	120.41	Inf	-Inf	8.93	3	V	129	1.50	-
PK	5.974G	62.21	68.20	-5.99	9.45	3	V	129	1.50	-

RE TX above 1GHz;Band:5.8G;VHT20,BF;BWch:20MHz;Nss:1,(M0);Nant:4;Ch:5785MHz;TX

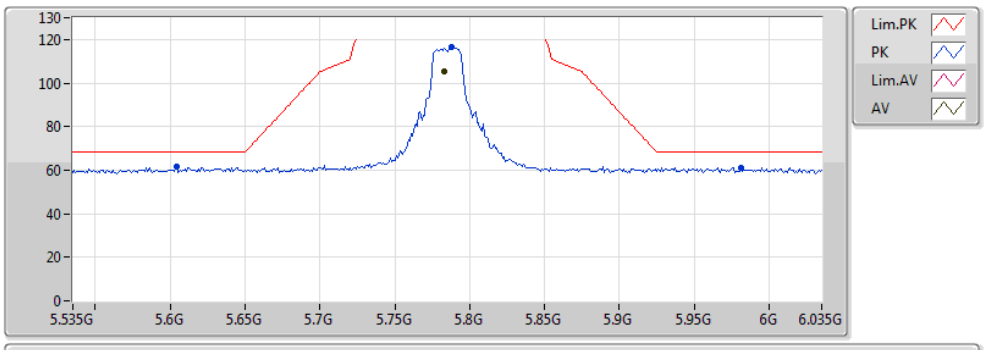

20161109
EUT Y_4T1S TXBF
Setting 23
06-W-3-10

Type	Freq(Hz)	Level(dBuV/m)	Limit(dBuV/m)	Margin(dB)	Factor(dB)	Dist(m)	Pol.(H/V)	Azimuth(°)	Height(m)	Comments
AV	5.783G	105.27	Inf	-Inf	8.92	3	H	302	1.86	-
PK	5.604G	61.60	68.20	-6.60	8.86	3	H	302	1.86	-
PK	5.788G	116.60	Inf	-Inf	8.93	3	H	302	1.86	-
PK	5.981G	61.12	68.20	-7.08	9.47	3	H	302	1.86	-

RE TX above 1GHz;Band:5.8G;VHT20,BF;BWch:20MHz;Nss:1,(M0);Nant:4;Ch:5785MHz;TX

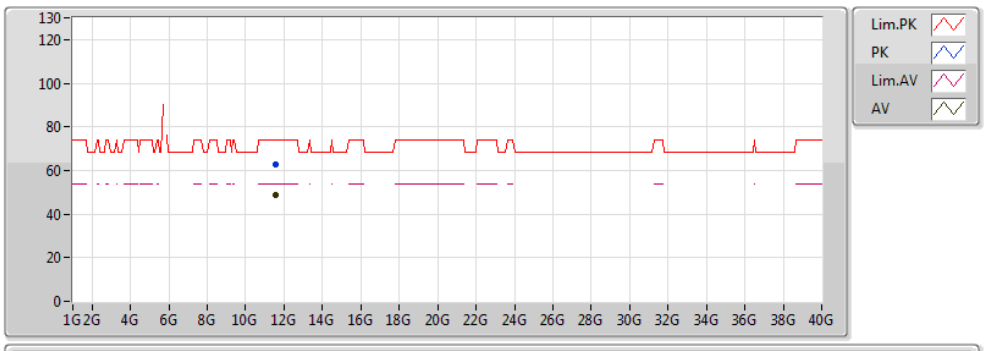

20161109
EUT Y_4T1S TXBF
Setting 23
06-W-3

Type	Freq(Hz)	Level(dBuV/m)	Limit(dBuV/m)	Margin(dB)	Factor(dB)	Dist(m)	Pol.(H/V)	Azimuth(°)	Height(m)	Comments
AV	11.56824G	48.70	54.00	-5.30	17.72	3	V	89	1.29	-
PK	11.56758G	62.70	74.00	-11.30	17.72	3	V	89	1.29	-

RE TX above 1GHz;Band:5.8G;VHT20,BF;BWch:20MHz;Nss:1,(M0);Nant:4;Ch:5785MHz;TX

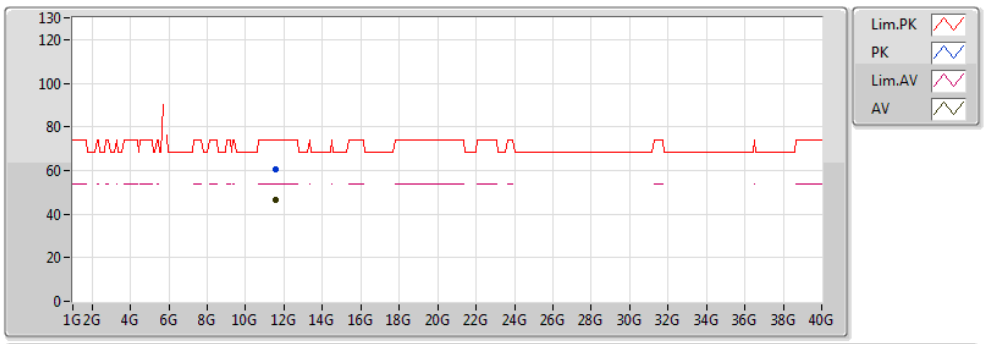

20161109
EUT Y_4T1S TXBF
Setting 23
06-W-3

Type	Freq(Hz)	Level(dBuV/m)	Limit(dBuV/m)	Margin(dB)	Factor(dB)	Dist(m)	Pol.(H/V)	Azimuth(°)	Height(m)	Comments
AV	11.57054G	46.36	54.00	-7.64	17.71	3	H	39	1.59	-
PK	11.56576G	60.32	74.00	-13.68	17.72	3	H	39	1.59	-

RE TX above 1GHz;Band:5.8G;VHT20,BF;BWch:20MHz;Nss:1,(M0);Nant:4;Ch:5825MHz;TX

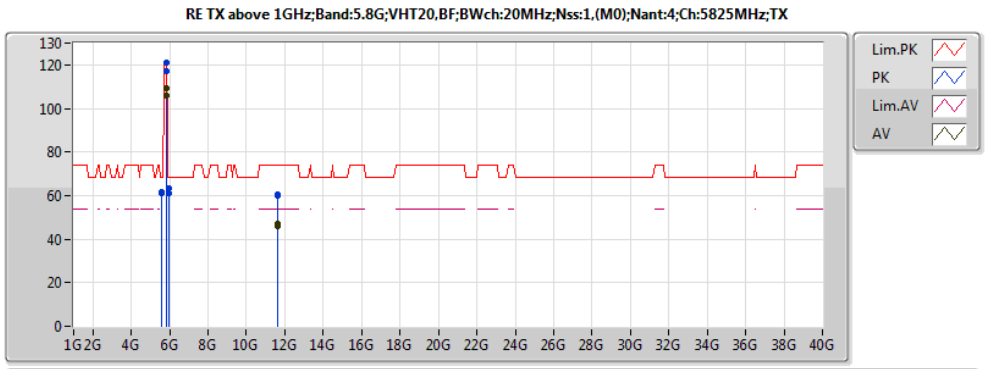

20161109
EUT Y_4T1S TXBF
Setting 23
06-W-3

Type	Freq(Hz)	Level(dBuV/m)	Limit(dBuV/m)	Margin(dB)	Factor(dB)	Dist(m)	Pol.(H/V)	Azimuth(°)	Height(m)	Comments
AV	5.823G	105.76	Inf	-Inf	9.00	3	H	298	1.71	-
PK	5.592G	61.07	68.20	-7.13	8.84	3	H	298	1.71	-
PK	5.818G	117.16	Inf	-Inf	8.98	3	H	298	1.71	-
PK	5.975G	61.30	68.20	-6.90	9.46	3	H	298	1.71	-
AV	5.83G	109.39	Inf	-Inf	9.02	3	V	326	1.53	-
PK	5.588G	61.44	68.20	-6.76	8.83	3	V	326	1.53	-
PK	5.832G	120.77	Inf	-Inf	9.03	3	V	326	1.53	-
PK	5.952G	63.10	68.20	-5.10	9.39	3	V	326	1.53	-
AV	11.65378G	46.21	54.00	-7.79	17.64	3	H	146	2.14	-
PK	11.64558G	60.04	74.00	-13.96	17.65	3	H	146	2.14	-
AV	11.64892G	46.88	54.00	-7.12	17.65	3	V	66	1.49	-
PK	11.65278G	60.37	74.00	-13.63	17.64	3	V	66	1.49	-

RE TX above 1GHz;Band:5.8G;VHT20,BF;BWch:20MHz;Nss:1,(M0);Nant:4;Ch:5825MHz;TX

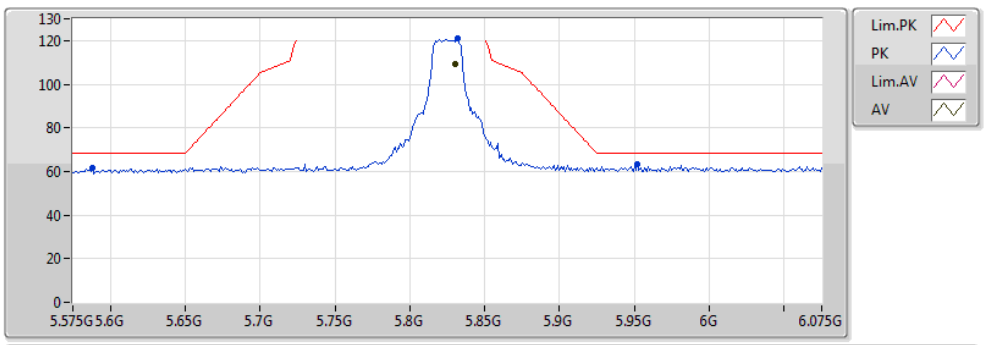

20161109
EUT Y_4T1S TXBF
Setting 23
06-W-3-10

Type	Freq(Hz)	Level(dBuV/m)	Limit(dBuV/m)	Margin(dB)	Factor(dB)	Dist(m)	Pol.(H/V)	Azimuth(°)	Height(m)	Comments
AV	5.83G	109.39	Inf	-Inf	9.02	3	V	326	1.53	-
PK	5.588G	61.44	68.20	-6.76	8.83	3	V	326	1.53	-
PK	5.832G	120.77	Inf	-Inf	9.03	3	V	326	1.53	-
PK	5.952G	63.10	68.20	-5.10	9.39	3	V	326	1.53	-

RE TX above 1GHz;Band:5.8G;VHT20,BF;BWch:20MHz;Nss:1,(M0);Nant:4;Ch:5825MHz;TX

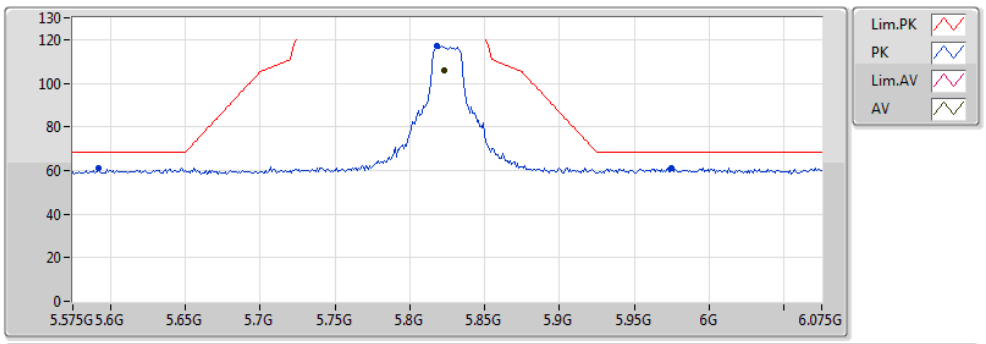

20161109
EUT Y_4T1S TXBF
Setting 23
06-W-3-10

Type	Freq(Hz)	Level(dBuV/m)	Limit(dBuV/m)	Margin(dB)	Factor(dB)	Dist(m)	Pol.(H/V)	Azimuth(°)	Height(m)	Comments
AV	5.823G	105.76	Inf	-Inf	9.00	3	H	298	1.71	-
PK	5.592G	61.07	68.20	-7.13	8.84	3	H	298	1.71	-
PK	5.818G	117.16	Inf	-Inf	8.98	3	H	298	1.71	-
PK	5.975G	61.30	68.20	-6.90	9.46	3	H	298	1.71	-

RE TX above 1GHz;Band:5.8G;VHT20,BF;BWch:20MHz;Nss:1,(M0);Nant:4;Ch:5825MHz;TX

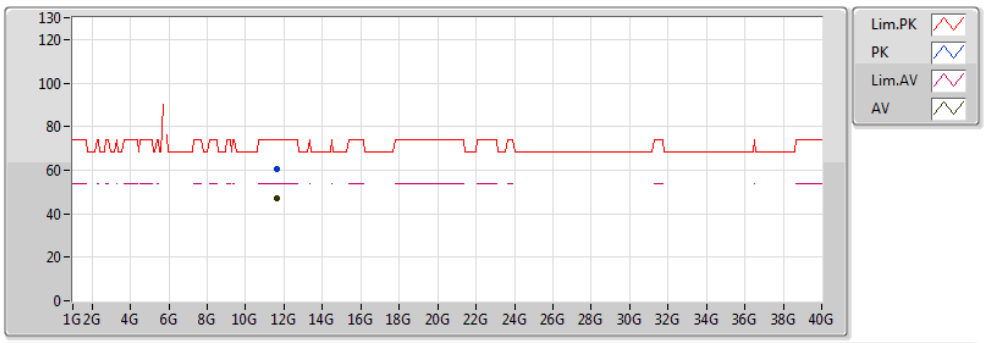

20161109
EUT Y_4T1S TXBF
Setting 23
06-W-3

Type	Freq(Hz)	Level(dBuV/m)	Limit(dBuV/m)	Margin(dB)	Factor(dB)	Dist(m)	Pol.(H/V)	Azimuth(°)	Height(m)	Comments
AV	11.64892G	46.88	54.00	-7.12	17.65	3	V	66	1.49	-
PK	11.65278G	60.37	74.00	-13.63	17.64	3	V	66	1.49	-

RE TX above 1GHz;Band:5.8G;VHT20,BF;BWch:20MHz;Nss:1,(M0);Nant:4;Ch:5825MHz;TX

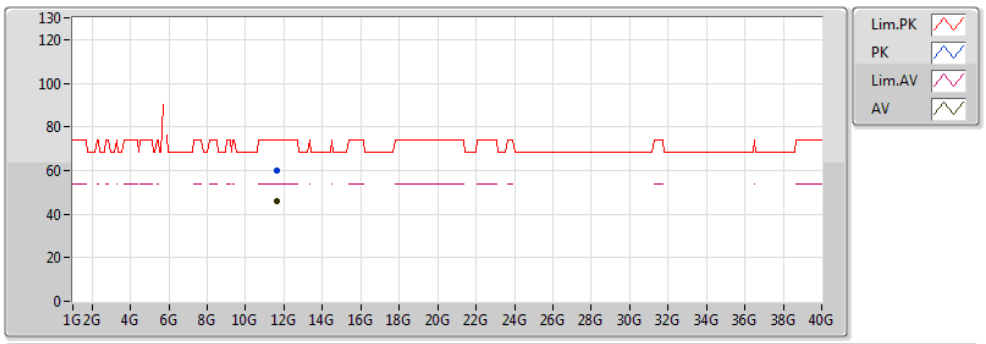

20161109
EUT Y_4T1S TXBF
Setting 23
06-W-3

Type	Freq(Hz)	Level(dBuV/m)	Limit(dBuV/m)	Margin(dB)	Factor(dB)	Dist(m)	Pol.(H/V)	Azimuth(°)	Height(m)	Comments
AV	11.65378G	46.21	54.00	-7.79	17.64	3	H	146	2.14	-
PK	11.64558G	60.04	74.00	-13.96	17.65	3	H	146	2.14	-

RE TX above 1GHz;Band:5.2G;VHT40,BF;BWch:40MHz;Nss:1,(M0);Nant:4;Ch:5190MHz;TX

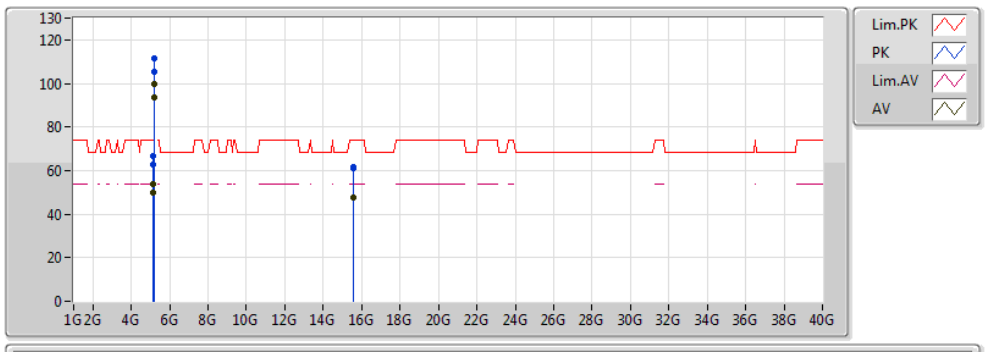

20161110
EUT Y_4T1S TXBF
Setting 16
06-S-6

Type	Freq(Hz)	Level(dBuV/m)	Limit(dBuV/m)	Margin(dB)	Factor(dB)	Dist(m)	Pol.(H/V)	Azimuth(°)	Height(m)	Comments
AV	5.1498G	49.72	54.00	-4.28	7.89	3	H	311	2.52	-
AV	5.1744G	93.65	Inf	-Inf	7.92	3	H	311	2.52	-
PK	5.148G	62.87	74.00	-11.13	7.89	3	H	311	2.52	-
PK	5.1726G	105.40	Inf	-Inf	7.92	3	H	311	2.52	-
AV	5.1492G	53.76	54.00	-0.24	7.89	3	V	313	2.59	-
AV	5.1864G	100.00	Inf	-Inf	7.93	3	V	313	2.59	-
PK	5.148G	66.80	74.00	-7.20	7.89	3	V	313	2.59	-
PK	5.1876G	111.45	Inf	-Inf	7.93	3	V	313	2.59	-
AV	15.57384G	47.85	54.00	-6.15	19.33	3	H	264	1.92	-
PK	15.57786G	61.73	74.00	-12.27	19.32	3	H	264	1.92	-
AV	15.56922G	47.87	54.00	-6.13	19.34	3	V	39	2.22	-
PK	15.5682G	61.07	74.00	-12.93	19.35	3	V	39	2.22	-

RE TX above 1GHz;Band:5.2G;VHT40,BF;BWch:40MHz;Nss:1,(M0);Nant:4;Ch:5190MHz;TX

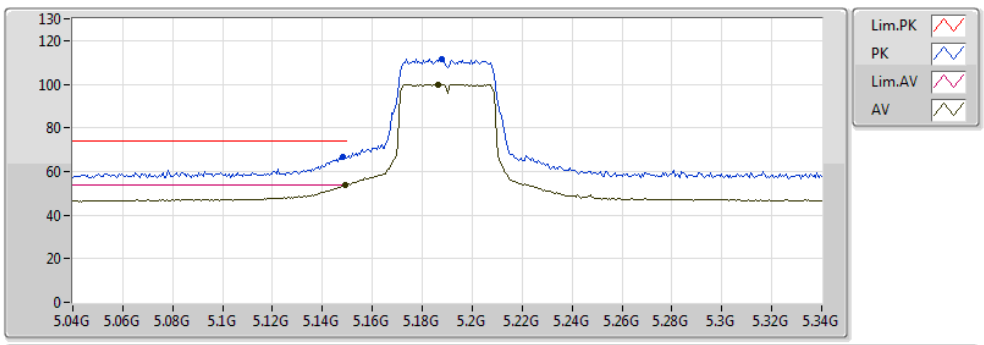

20161110
EUT Y_4T1S TXBF
Setting 16
06-S-6-10

Type	Freq(Hz)	Level(dBuV/m)	Limit(dBuV/m)	Margin(dB)	Factor(dB)	Dist(m)	Pol.(H/V)	Azimuth(°)	Height(m)	Comments
AV	5.1492G	53.76	54.00	-0.24	7.89	3	V	313	2.59	-
AV	5.1864G	100.00	Inf	-Inf	7.93	3	V	313	2.59	-
PK	5.148G	66.80	74.00	-7.20	7.89	3	V	313	2.59	-
PK	5.1876G	111.45	Inf	-Inf	7.93	3	V	313	2.59	-

RE TX above 1GHz;Band:5.2G;VHT40,BF;BWch:40MHz;Nss:1,(M0);Nant:4;Ch:5190MHz;TX

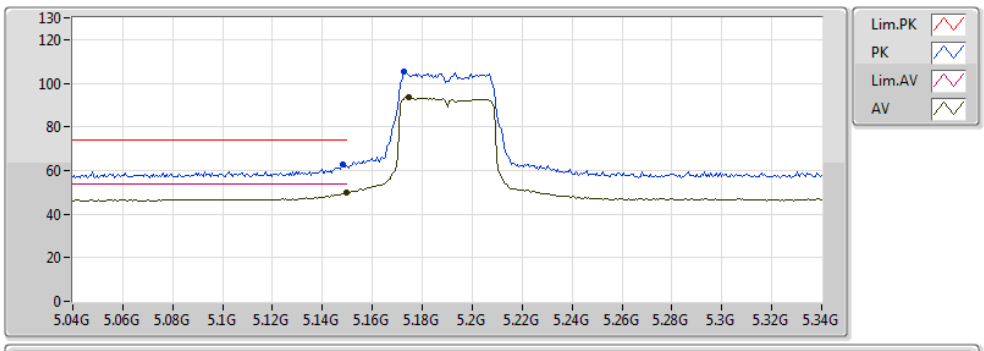

20161110
EUT Y_4T1S TXBF
Setting 16
06-S-6-10

Type	Freq(Hz)	Level(dBuV/m)	Limit(dBuV/m)	Margin(dB)	Factor(dB)	Dist(m)	Pol.(H/V)	Azimuth(°)	Height(m)	Comments
AV	5.1498G	49.72	54.00	-4.28	7.89	3	H	311	2.52	-
AV	5.1744G	93.65	Inf	-Inf	7.92	3	H	311	2.52	-
PK	5.148G	62.87	74.00	-11.13	7.89	3	H	311	2.52	-
PK	5.1726G	105.40	Inf	-Inf	7.92	3	H	311	2.52	-

RE TX above 1GHz;Band:5.2G;VHT40,BF;BWch:40MHz;Nss:1,(M0);Nant:4;Ch:5190MHz;TX

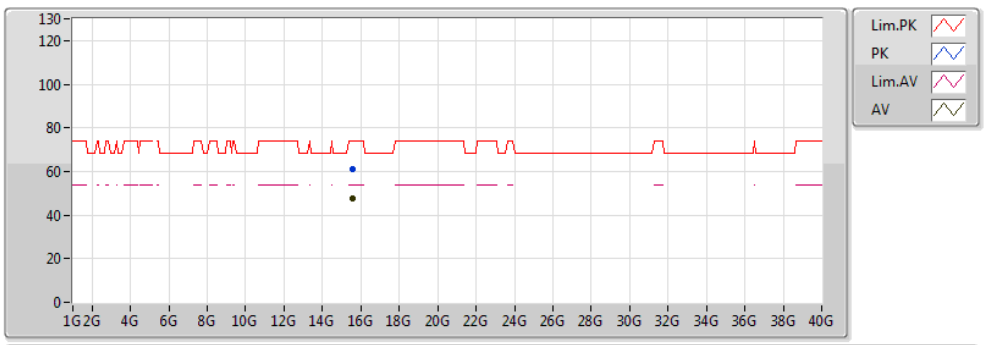

20161110
EUT Y_4T1S TXBF
Setting 16
06-S-6

Type	Freq(Hz)	Level(dBuV/m)	Limit(dBuV/m)	Margin(dB)	Factor(dB)	Dist(m)	Pol.(H/V)	Azimuth(°)	Height(m)	Comments
AV	15.56922G	47.87	54.00	-6.13	19.34	3	V	39	2.22	-
PK	15.5682G	61.07	74.00	-12.93	19.35	3	V	39	2.22	-

RE TX above 1GHz;Band:5.2G;VHT40,BF;BWch:40MHz;Nss:1,(M0);Nant:4;Ch:5190MHz;TX

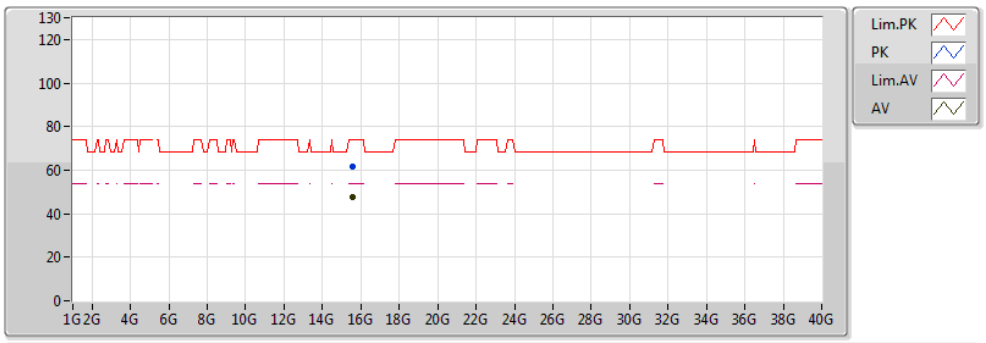

20161110
EUT Y_4T1S TXBF
Setting 16
06-S-6

Type	Freq(Hz)	Level(dBuV/m)	Limit(dBuV/m)	Margin(dB)	Factor(dB)	Dist(m)	Pol.(H/V)	Azimuth(°)	Height(m)	Comments
AV	15.57384G	47.85	54.00	-6.15	19.33	3	H	264	1.92	-
PK	15.57786G	61.73	74.00	-12.27	19.32	3	H	264	1.92	-

RE TX above 1GHz;Band:5.2G;VHT40,BF;BWch:40MHz;Nss:1,(M0);Nant:4;Ch:5230MHz;TX

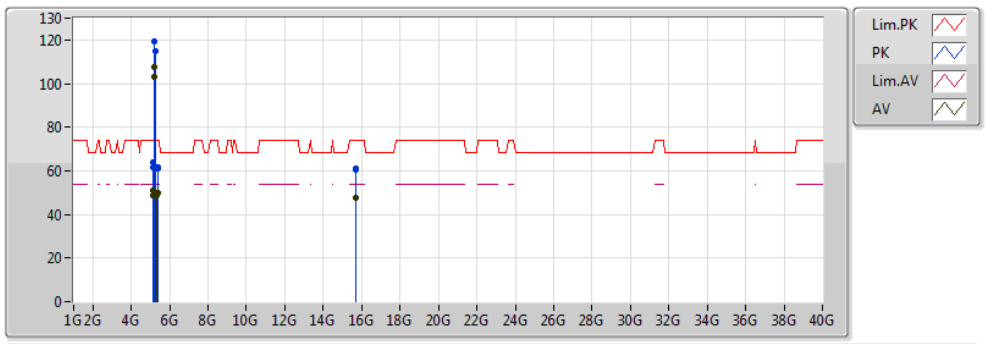

20161110
EUT Y_4T1S TXBF
Setting 23
06-S-6

Type	Freq(Hz)	Level(dBuV/m)	Limit(dBuV/m)	Margin(dB)	Factor(dB)	Dist(m)	Pol.(H/V)	Azimuth(°)	Height(m)	Comments
AV	5.1496G	48.57	54.00	-5.43	7.89	3	H	308	1.52	-
AV	5.2282G	103.25	Inf	-Inf	8.00	3	H	308	1.52	-
AV	5.3578G	48.69	54.00	-5.31	8.26	3	H	308	1.52	-
PK	5.1496G	61.88	74.00	-12.12	7.89	3	H	308	1.52	-
PK	5.2342G	115.13	Inf	-Inf	8.01	3	H	308	1.52	-
PK	5.3662G	60.94	74.00	-13.06	8.28	3	H	308	1.52	-
AV	5.1496G	51.27	54.00	-2.73	7.89	3	V	314	1.50	-
AV	5.2132G	107.67	Inf	-Inf	7.97	3	V	314	1.50	-
AV	5.3746G	49.64	54.00	-4.36	8.30	3	V	314	1.50	-
PK	5.1484G	63.79	74.00	-10.21	7.89	3	V	314	1.50	-
PK	5.2168G	119.25	Inf	-Inf	7.97	3	V	314	1.50	-
PK	5.3644G	61.83	74.00	-12.17	8.28	3	V	314	1.50	-
AV	15.70242G	47.64	54.00	-6.36	18.95	3	H	322	2.49	-
PK	15.6891G	60.90	74.00	-13.10	18.99	3	H	322	2.49	-
AV	15.70302G	47.62	54.00	-6.38	18.95	3	V	258	2.12	-
PK	15.69666G	60.53	74.00	-13.47	18.96	3	V	258	2.12	-

RE TX above 1GHz;Band:5.2G;VHT40,BF;BWch:40MHz;Nss:1,(M0);Nant:4;Ch:5230MHz;TX

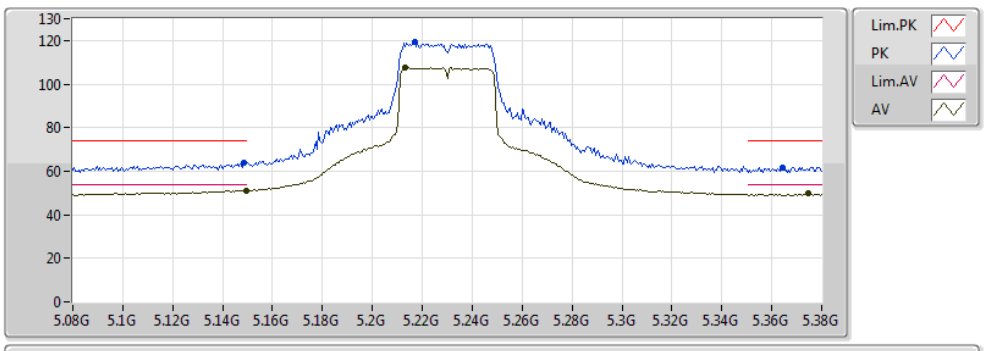

20161110
EUT Y_4T1S TXBF
Setting 23
06-S-6-10

Type	Freq(Hz)	Level(dBuV/m)	Limit(dBuV/m)	Margin(dB)	Factor(dB)	Dist(m)	Pol.(H/V)	Azimuth(°)	Height(m)	Comments
AV	5.1496G	51.27	54.00	-2.73	7.89	3	V	314	1.50	-
AV	5.2132G	107.67	Inf	-Inf	7.97	3	V	314	1.50	-
AV	5.3746G	49.64	54.00	-4.36	8.30	3	V	314	1.50	-
PK	5.1484G	63.79	74.00	-10.21	7.89	3	V	314	1.50	-
PK	5.2168G	119.25	Inf	-Inf	7.97	3	V	314	1.50	-
PK	5.3644G	61.83	74.00	-12.17	8.28	3	V	314	1.50	-

RE TX above 1GHz;Band:5.2G;VHT40,BF;BWch:40MHz;Nss:1,(M0);Nant:4;Ch:5230MHz;TX

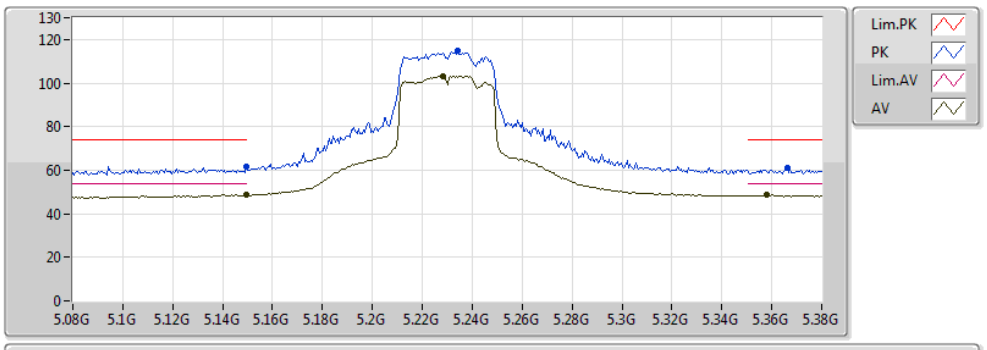

20161110
EUT Y_4T1S TXBF
Setting 23
06-S-6-10

Type	Freq(Hz)	Level(dBuV/m)	Limit(dBuV/m)	Margin(dB)	Factor(dB)	Dist(m)	Pol.(H/V)	Azimuth(°)	Height(m)	Comments
AV	5.1496G	48.57	54.00	-5.43	7.89	3	H	308	1.52	-
AV	5.2282G	103.25	Inf	-Inf	8.00	3	H	308	1.52	-
AV	5.3578G	48.69	54.00	-5.31	8.26	3	H	308	1.52	-
PK	5.1496G	61.88	74.00	-12.12	7.89	3	H	308	1.52	-
PK	5.2342G	115.13	Inf	-Inf	8.01	3	H	308	1.52	-
PK	5.3662G	60.94	74.00	-13.06	8.28	3	H	308	1.52	-

RE TX above 1GHz;Band:5.2G;VHT40,BF;BWch:40MHz;Nss:1,(M0);Nant:4;Ch:5230MHz;TX

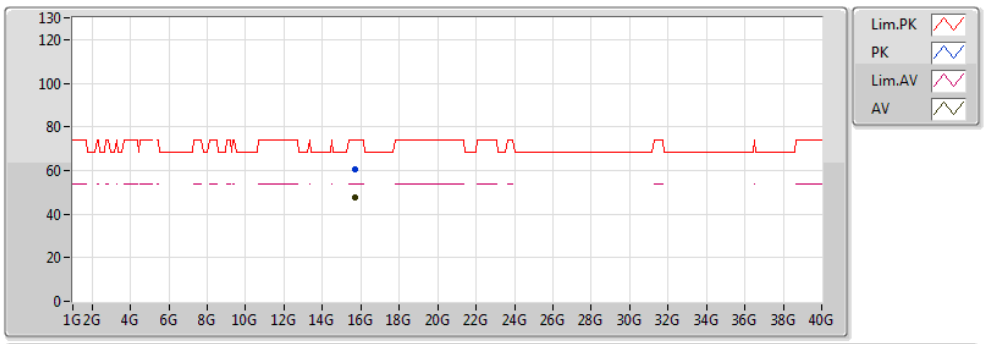

20161110
EUT Y_4T1S TXBF
Setting 23
06-S-6

Type	Freq(Hz)	Level(dBuV/m)	Limit(dBuV/m)	Margin(dB)	Factor(dB)	Dist(m)	Pol.(H/V)	Azimuth(°)	Height(m)	Comments
AV	15.70302G	47.62	54.00	-6.38	18.95	3	V	258	2.12	-
PK	15.69666G	60.53	74.00	-13.47	18.96	3	V	258	2.12	-

RE TX above 1GHz;Band:5.2G;VHT40,BF;BWch:40MHz;Nss:1,(M0);Nant:4;Ch:5230MHz;TX

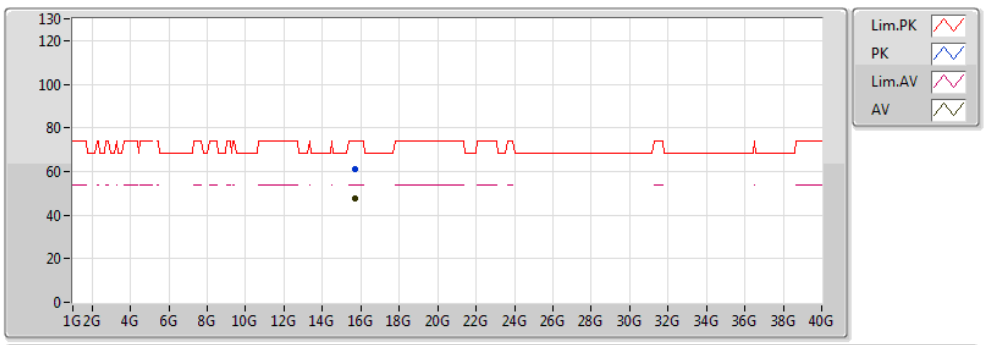

20161110
EUT Y_4T1S TXBF
Setting 23
06-S-6

Type	Freq(Hz)	Level(dBuV/m)	Limit(dBuV/m)	Margin(dB)	Factor(dB)	Dist(m)	Pol.(H/V)	Azimuth(°)	Height(m)	Comments
AV	15.70242G	47.64	54.00	-6.36	18.95	3	H	322	2.49	-
PK	15.6891G	60.90	74.00	-13.10	18.99	3	H	322	2.49	-

RE TX above 1GHz;Band:5.8G;VHT40,BF;BWch:40MHz;Nss:1,(M0);Nant:4;Ch:5755MHz;TX

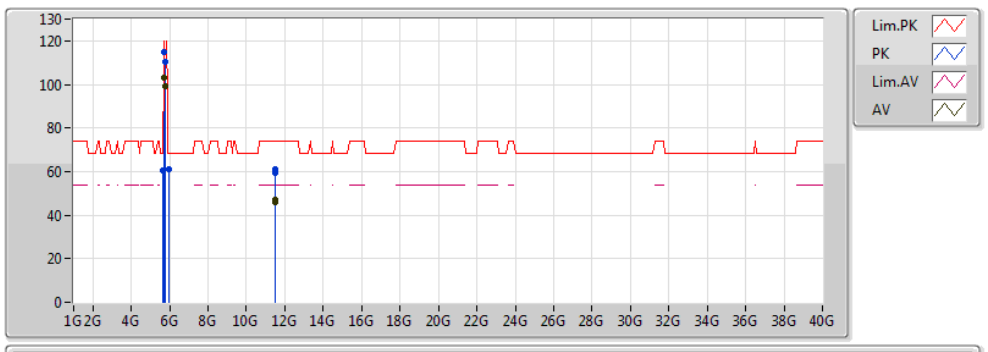

20161110
EUT Y_4T1S TXBF
Setting 23
06-S-6

Type	Freq(Hz)	Level(dBuV/m)	Limit(dBuV/m)	Margin(dB)	Factor(dB)	Dist(m)	Pol.(H/V)	Azimuth(°)	Height(m)	Comments
AV	5.753G	99.24	Inf	-Inf	8.92	3	H	296	1.83	-
PK	5.618G	60.72	68.20	-7.48	8.87	3	H	296	1.83	-
PK	5.748G	110.15	Inf	-Inf	8.91	3	H	296	1.83	-
PK	5.986G	61.12	68.20	-7.08	9.49	3	H	296	1.83	-
AV	5.739G	103.29	Inf	-Inf	8.91	3	V	238	1.50	-
PK	5.646G	60.44	68.20	-7.76	8.88	3	V	238	1.50	-
PK	5.739G	114.72	Inf	-Inf	8.91	3	V	238	1.50	-
PK	5.984G	61.29	68.20	-6.91	9.48	3	V	238	1.50	-
AV	11.5145G	46.07	54.00	-7.93	17.76	3	H	165	1.93	-
PK	11.51348G	59.16	74.00	-14.84	17.76	3	H	165	1.93	-
AV	11.51144G	47.20	54.00	-6.80	17.77	3	V	40	1.09	-
PK	11.51008G	61.29	74.00	-12.71	17.76	3	V	40	1.09	-

RE TX above 1GHz;Band:5.8G;VHT40,BF;BWch:40MHz;Nss:1,(M0);Nant:4;Ch:5755MHz;TX

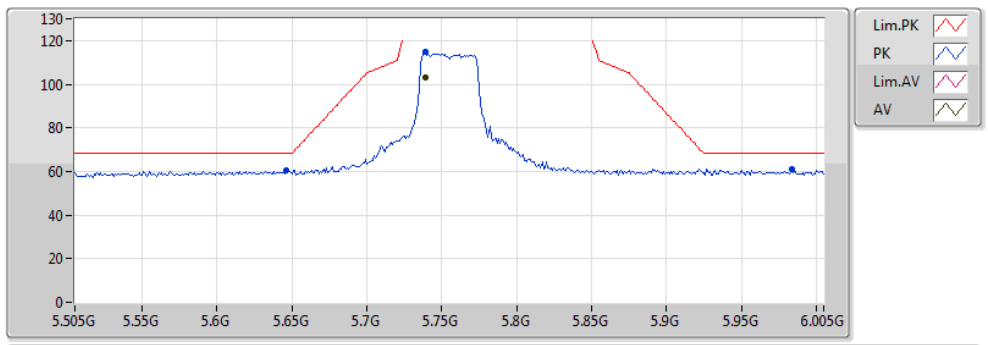

20161110
EUT Y_4T1S TXBF
Setting 23
06-S-6-10

Type	Freq(Hz)	Level(dBuV/m)	Limit(dBuV/m)	Margin(dB)	Factor(dB)	Dist(m)	Pol.(H/V)	Azimuth(°)	Height(m)	Comments
AV	5.739G	103.29	Inf	-Inf	8.91	3	V	238	1.50	-
PK	5.646G	60.44	68.20	-7.76	8.88	3	V	238	1.50	-
PK	5.739G	114.72	Inf	-Inf	8.91	3	V	238	1.50	-
PK	5.984G	61.29	68.20	-6.91	9.48	3	V	238	1.50	-

RE TX above 1GHz;Band:5.8G;VHT40,BF;BWch:40MHz;Nss:1,(M0);Nant:4;Ch:5755MHz;TX

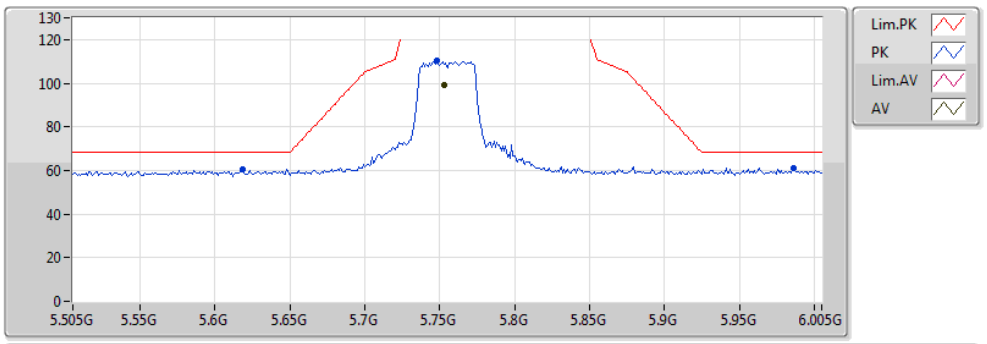

20161110
EUT Y_4T1S TXBF
Setting 23
06-S-6-10

Type	Freq(Hz)	Level(dBuV/m)	Limit(dBuV/m)	Margin(dB)	Factor(dB)	Dist(m)	Pol.(H/V)	Azimuth(°)	Height(m)	Comments
AV	5.753G	99.24	Inf	-Inf	8.92	3	H	296	1.83	-
PK	5.618G	60.72	68.20	-7.48	8.87	3	H	296	1.83	-
PK	5.748G	110.15	Inf	-Inf	8.91	3	H	296	1.83	-
PK	5.986G	61.12	68.20	-7.08	9.49	3	H	296	1.83	-

RE TX above 1GHz;Band:5.8G;VHT40,BF;BWch:40MHz;Nss:1,(M0);Nant:4;Ch:5755MHz;TX

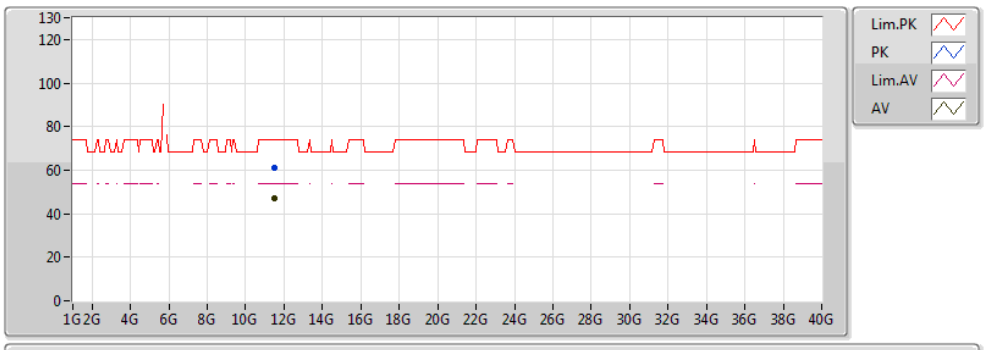

20161110
EUT Y_4T1S TXBF
Setting 23
06-S-6

Type	Freq(Hz)	Level(dBuV/m)	Limit(dBuV/m)	Margin(dB)	Factor(dB)	Dist(m)	Pol.(H/V)	Azimuth(°)	Height(m)	Comments
AV	11.51144G	47.20	54.00	-6.80	17.77	3	V	40	1.09	-
PK	11.51008G	61.29	74.00	-12.71	17.76	3	V	40	1.09	-

RE TX above 1GHz;Band:5.8G;VHT40,BF;BWch:40MHz;Nss:1,(M0);Nant:4;Ch:5755MHz;TX

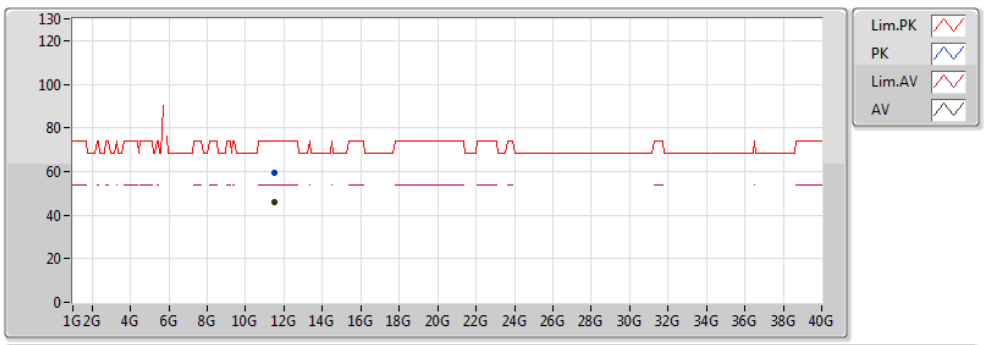

20161110
EUT Y_4T1S TXBF
Setting 23
06-S-6

Type	Freq(Hz)	Level(dBuV/m)	Limit(dBuV/m)	Margin(dB)	Factor(dB)	Dist(m)	Pol.(H/V)	Azimuth(°)	Height(m)	Comments
AV	11.5145G	46.07	54.00	-7.93	17.76	3	H	165	1.93	-
PK	11.51348G	59.16	74.00	-14.84	17.76	3	H	165	1.93	-

RE TX above 1GHz;Band:5.8G;VHT40,BF;BWch:40MHz;Nss:1,(M0);Nant:4;Ch:5795MHz;TX

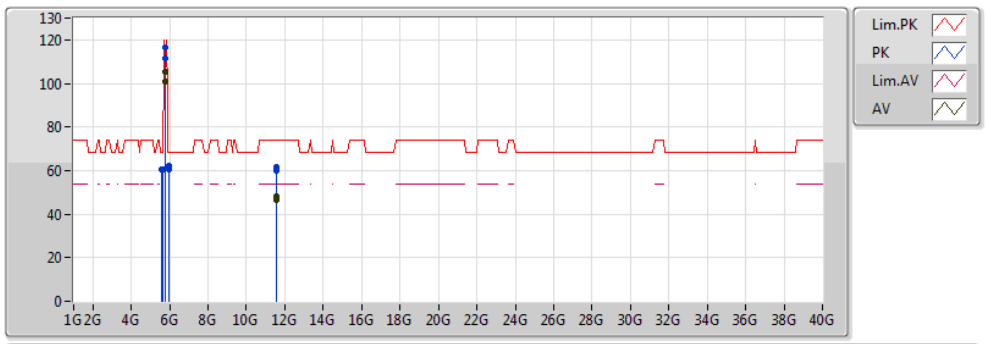

20161110
EUT Y_4T1S TXBF
Setting 23
06-S-6

Type	Freq(Hz)	Level(dBuV/m)	Limit(dBuV/m)	Margin(dB)	Factor(dB)	Dist(m)	Pol.(H/V)	Azimuth(°)	Height(m)	Comments
AV	5.779G	100.67	Inf	-Inf	8.92	3	H	297	1.03	-
PK	5.579G	60.38	68.20	-7.82	8.80	3	H	297	1.03	-
PK	5.778G	111.51	Inf	-Inf	8.92	3	H	297	1.03	-
PK	5.952G	60.76	68.20	-7.44	9.39	3	H	297	1.03	-
AV	5.792G	105.33	Inf	-Inf	8.93	3	V	239	1.50	-
PK	5.613G	60.64	68.20	-7.56	8.87	3	V	239	1.50	-
PK	5.787G	116.30	Inf	-Inf	8.93	3	V	239	1.50	-
PK	5.97G	62.30	68.20	-5.90	9.44	3	V	239	1.50	-
AV	11.59236G	46.34	54.00	-7.66	17.69	3	H	353	1.02	-
PK	11.58836G	59.91	74.00	-14.09	17.70	3	H	353	1.02	-
AV	11.59008G	47.96	54.00	-6.04	17.70	3	V	228	2.05	-
PK	11.59016G	61.44	74.00	-12.56	17.70	3	V	228	2.05	-

RE TX above 1GHz;Band:5.8G;VHT40,BF;BWch:40MHz;Nss:1,(M0);Nant:4;Ch:5795MHz;TX

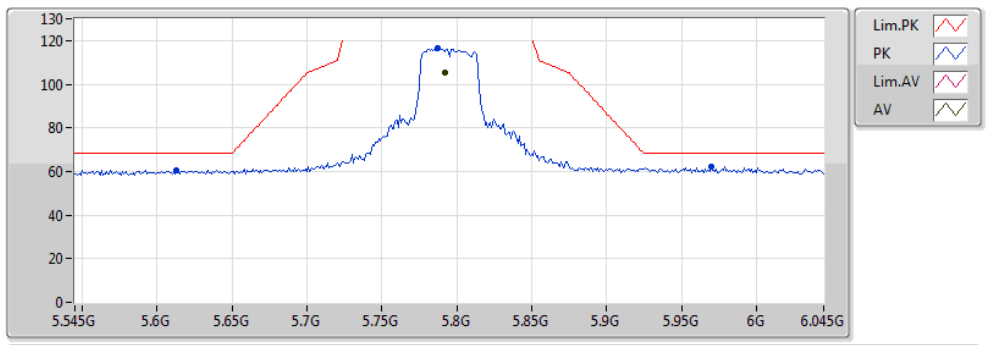

20161110
EUT Y_4T1S TXBF
Setting 23
06-S-6-10

Type	Freq(Hz)	Level(dBuV/m)	Limit(dBuV/m)	Margin(dB)	Factor(dB)	Dist(m)	Pol.(H/V)	Azimuth(°)	Height(m)	Comments
AV	5.792G	105.33	Inf	-Inf	8.93	3	V	239	1.50	-
PK	5.613G	60.64	68.20	-7.56	8.87	3	V	239	1.50	-
PK	5.787G	116.30	Inf	-Inf	8.93	3	V	239	1.50	-
PK	5.97G	62.30	68.20	-5.90	9.44	3	V	239	1.50	-

RE TX above 1GHz;Band:5.8G;VHT40,BF;BWch:40MHz;Nss:1,(M0);Nant:4;Ch:5795MHz;TX

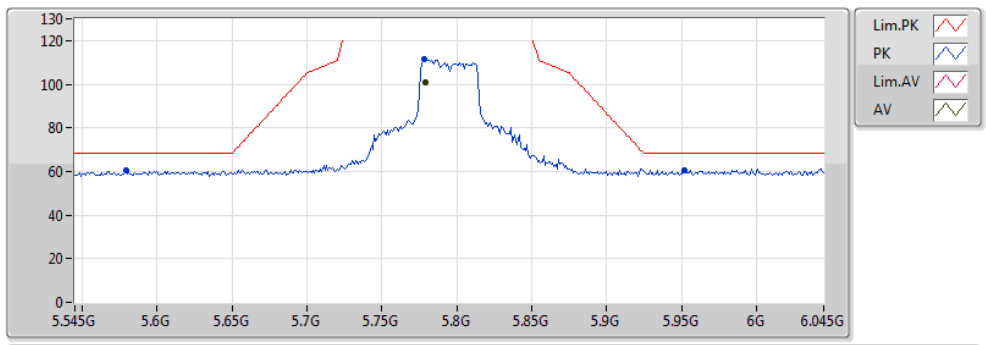

20161110
EUT Y_4T1S TXBF
Setting 23
06-S-6-10

Type	Freq(Hz)	Level(dBuV/m)	Limit(dBuV/m)	Margin(dB)	Factor(dB)	Dist(m)	Pol.(H/V)	Azimuth(°)	Height(m)	Comments
AV	5.779G	100.67	Inf	-Inf	8.92	3	H	297	1.03	-
PK	5.579G	60.38	68.20	-7.82	8.80	3	H	297	1.03	-
PK	5.778G	111.51	Inf	-Inf	8.92	3	H	297	1.03	-
PK	5.952G	60.76	68.20	-7.44	9.39	3	H	297	1.03	-

RE TX above 1GHz;Band:5.8G;VHT40,BF;BWch:40MHz;Nss:1,(M0);Nant:4;Ch:5795MHz;TX

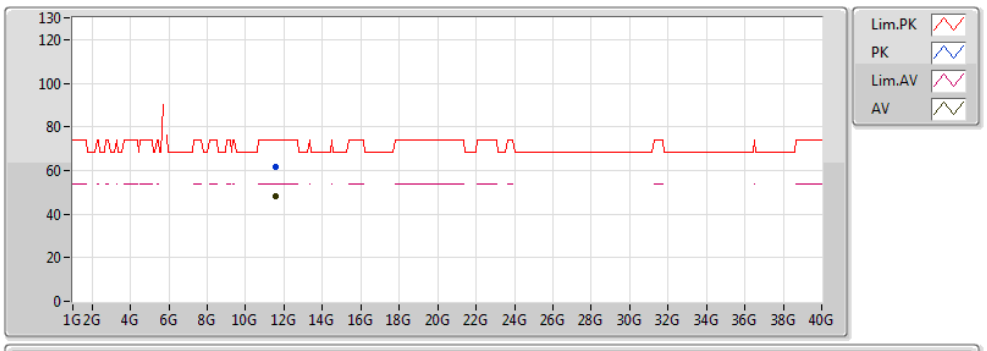

20161110
EUT Y_4T1S TXBF
Setting 23
06-S-6

Type	Freq(Hz)	Level(dBuV/m)	Limit(dBuV/m)	Margin(dB)	Factor(dB)	Dist(m)	Pol.(H/V)	Azimuth(°)	Height(m)	Comments
AV	11.59008G	47.96	54.00	-6.04	17.70	3	V	228	2.05	-
PK	11.59016G	61.44	74.00	-12.56	17.70	3	V	228	2.05	-

RE TX above 1GHz;Band:5.8G;VHT40,BF;BWch:40MHz;Nss:1,(M0);Nant:4;Ch:5795MHz;TX

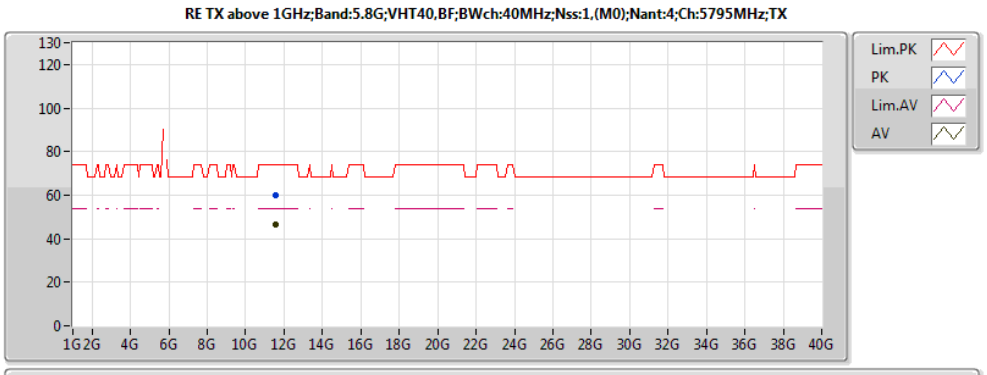

20161110
EUT Y_4T1S TXBF
Setting 23
06-S-6

Type	Freq(Hz)	Level(dBuV/m)	Limit(dBuV/m)	Margin(dB)	Factor(dB)	Dist(m)	Pol.(H/V)	Azimuth(°)	Height(m)	Comments
AV	11.59236G	46.34	54.00	-7.66	17.69	3	H	353	1.02	-
PK	11.58836G	59.91	74.00	-14.09	17.70	3	H	353	1.02	-

RE TX above 1GHz;Band:5.2G;VHT80,BF;BWch:80MHz;Nss:1,(M0);Nant:4;Ch:5210MHz;TX

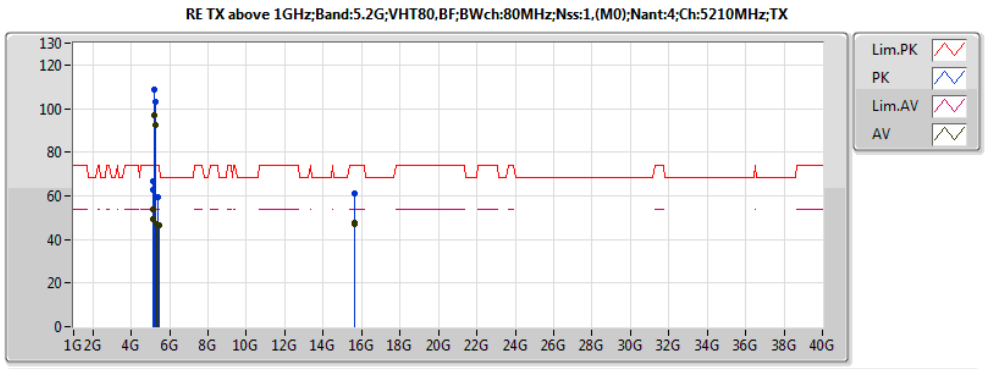

20161110
EUT Y_4T1S TXBF
Setting 15
06-S-6
06-W-3

Type	Freq(Hz)	Level(dBuV/m)	Limit(dBuV/m)	Margin(dB)	Factor(dB)	Dist(m)	Pol.(H/V)	Azimuth(°)	Height(m)	Comments
AV	5.149G	49.26	54.00	-4.74	7.89	3	H	338	2.48	-
AV	5.244G	92.47	Inf	-Inf	8.03	3	H	338	2.48	-
AV	5.46G	46.66	54.00	-7.34	8.49	3	H	338	2.48	-
PK	5.141G	62.83	74.00	-11.17	7.89	3	H	338	2.48	-
PK	5.245G	103.34	Inf	-Inf	8.03	3	H	338	2.48	-
PK	5.41G	59.37	74.00	-14.63	8.37	3	H	338	2.48	-
AV	5.149G	53.66	54.00	-0.34	7.89	3	V	309	2.47	-
AV	5.175G	97.02	Inf	-Inf	7.92	3	V	309	2.47	-
AV	5.357G	46.84	54.00	-7.16	8.26	3	V	309	2.47	-
PK	5.149G	66.96	74.00	-7.04	7.89	3	V	309	2.47	-
PK	5.175G	108.58	Inf	-Inf	7.92	3	V	309	2.47	-
PK	5.382G	59.37	74.00	-14.63	8.31	3	V	309	2.47	-
AV	15.6296G	47.33	54.00	-6.67	19.16	3	H	114	1.61	-
PK	15.6332G	61.13	74.00	-12.87	19.15	3	H	114	1.61	-
AV	15.6323G	47.35	54.00	-6.65	19.16	3	V	48	1.50	-
PK	15.62754G	61.25	74.00	-12.75	19.17	3	V	48	1.50	-

RE TX above 1GHz;Band:5.2G;VHT80,BF;BWch:80MHz;Nss:1,(M0);Nant:4;Ch:5210MHz;TX

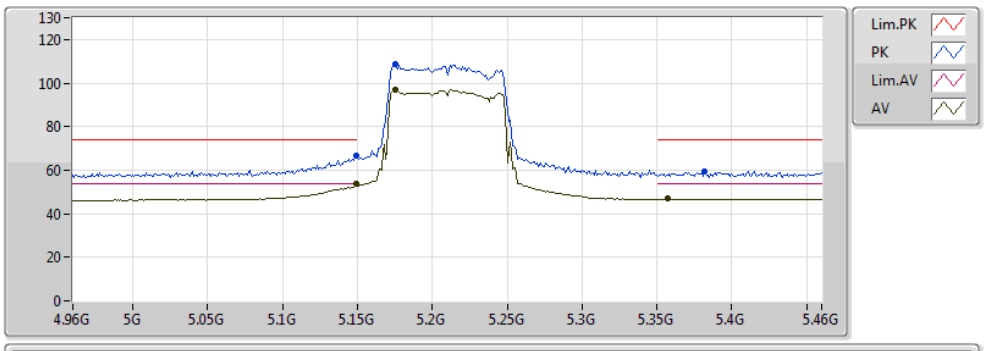

20161110
EUT Y_4T1S TXBF
Setting 15
06-S-6-10

Type	Freq(Hz)	Level(dBuV/m)	Limit(dBuV/m)	Margin(dB)	Factor(dB)	Dist(m)	Pol.(H/V)	Azimuth(°)	Height(m)	Comments
AV	5.149G	53.66	54.00	-0.34	7.89	3	V	309	2.47	-
AV	5.175G	97.02	Inf	-Inf	7.92	3	V	309	2.47	-
AV	5.357G	46.84	54.00	-7.16	8.26	3	V	309	2.47	-
PK	5.149G	66.96	74.00	-7.04	7.89	3	V	309	2.47	-
PK	5.175G	108.58	Inf	-Inf	7.92	3	V	309	2.47	-
PK	5.382G	59.37	74.00	-14.63	8.31	3	V	309	2.47	-

RE TX above 1GHz;Band:5.2G;VHT80,BF;BWch:80MHz;Nss:1,(M0);Nant:4;Ch:5210MHz;TX

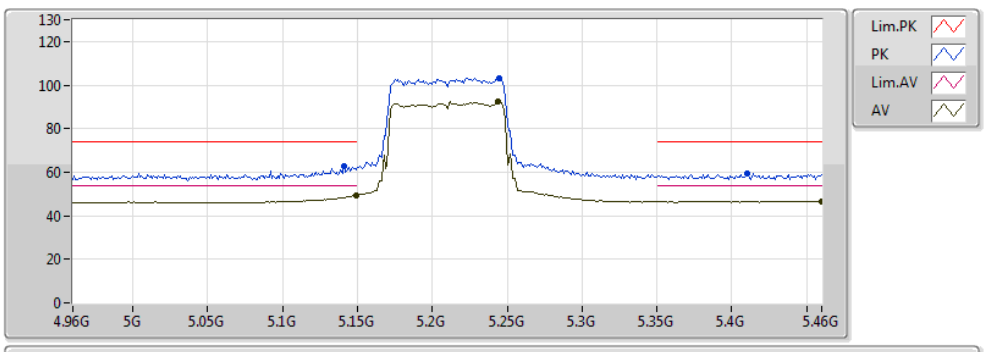

20161110
EUT Y_4T1S TXBF
Setting 15
06-S-6-10

Type	Freq(Hz)	Level(dBuV/m)	Limit(dBuV/m)	Margin(dB)	Factor(dB)	Dist(m)	Pol.(H/V)	Azimuth(°)	Height(m)	Comments
AV	5.149G	49.26	54.00	-4.74	7.89	3	H	338	2.48	-
AV	5.244G	92.47	Inf	-Inf	8.03	3	H	338	2.48	-
AV	5.46G	46.66	54.00	-7.34	8.49	3	H	338	2.48	-
PK	5.141G	62.83	74.00	-11.17	7.89	3	H	338	2.48	-
PK	5.245G	103.34	Inf	-Inf	8.03	3	H	338	2.48	-
PK	5.41G	59.37	74.00	-14.63	8.37	3	H	338	2.48	-

RE TX above 1GHz;Band:5.2G;VHT80,BF;BWch:80MHz;Nss:1,(M0);Nant:4;Ch:5210MHz;TX

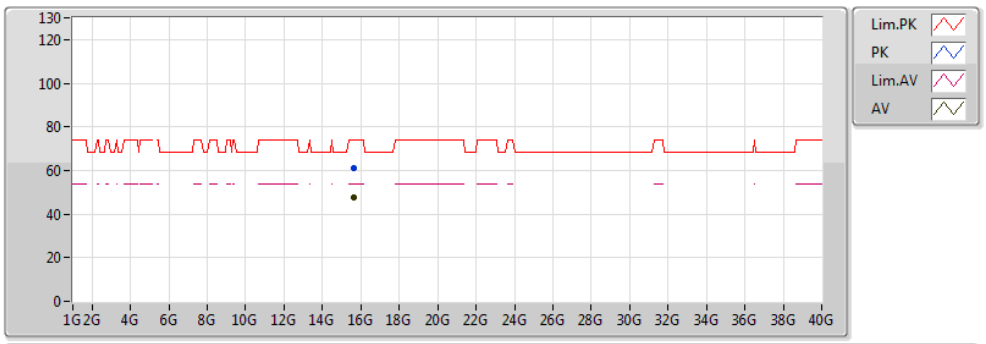

20161110
EUT Y_4T1S TXBF
Setting 15
06-W-3

Type	Freq(Hz)	Level(dBuV/m)	Limit(dBuV/m)	Margin(dB)	Factor(dB)	Dist(m)	Pol.(H/V)	Azimuth(°)	Height(m)	Comments
AV	15.6323G	47.35	54.00	-6.65	19.16	3	V	48	1.50	-
PK	15.62754G	61.25	74.00	-12.75	19.17	3	V	48	1.50	-

RE TX above 1GHz;Band:5.2G;VHT80,BF;BWch:80MHz;Nss:1,(M0);Nant:4;Ch:5210MHz;TX

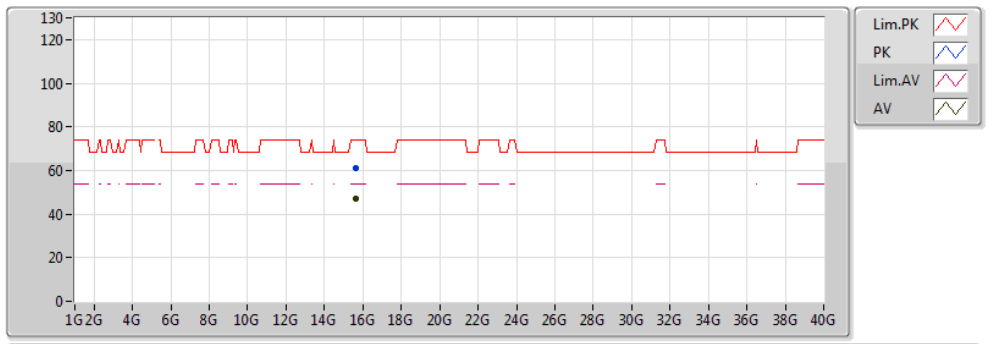

20161110
EUT Y_4T1S TXBF
Setting 15
06-W-3

Type	Freq(Hz)	Level(dBuV/m)	Limit(dBuV/m)	Margin(dB)	Factor(dB)	Dist(m)	Pol.(H/V)	Azimuth(°)	Height(m)	Comments
AV	15.6296G	47.33	54.00	-6.67	19.16	3	H	114	1.61	-
PK	15.6332G	61.13	74.00	-12.87	19.15	3	H	114	1.61	-

RE TX above 1GHz;Band:5.8G;VHT80,BF;BWch:80MHz;Nss:1,(M0);Nant:4;Ch:5775MHz;TX

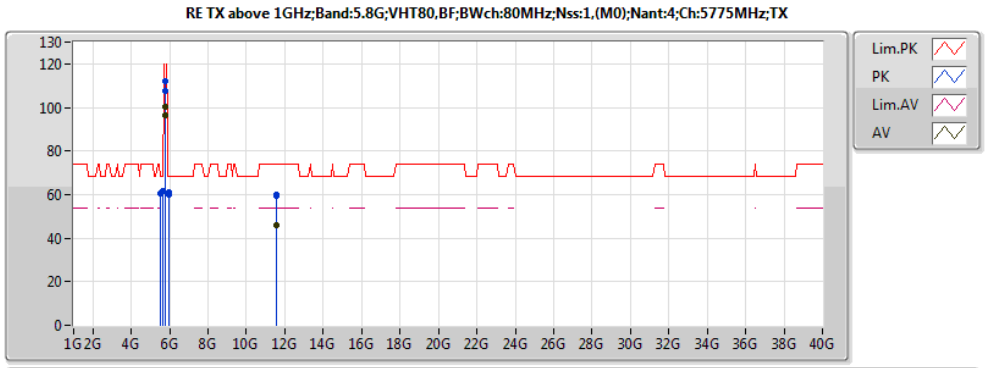

20161110
EUT Y_4T1S TXBF
Setting 23
06-S-6
06-W-3

Type	Freq(Hz)	Level(dBuV/m)	Limit(dBuV/m)	Margin(dB)	Factor(dB)	Dist(m)	Pol.(H/V)	Azimuth(°)	Height(m)	Comments
AV	5.789G	96.13	Inf	-Inf	8.93	3	H	259	1.76	-
PK	5.539G	60.50	68.20	-7.70	8.69	3	H	259	1.76	-
PK	5.788G	107.83	Inf	-Inf	8.93	3	H	259	1.76	-
PK	5.949G	60.20	68.20	-8.00	9.38	3	H	259	1.76	-
AV	5.74G	100.03	Inf	-Inf	8.91	3	V	245	1.61	-
PK	5.646G	61.68	68.20	-6.52	8.88	3	V	245	1.61	-
PK	5.741G	111.84	Inf	-Inf	8.91	3	V	245	1.61	-
PK	5.978G	60.86	68.20	-7.34	9.46	3	V	245	1.61	-
AV	11.55174G	45.71	54.00	-8.29	17.73	3	H	224	1.79	-
PK	11.54598G	59.39	74.00	-14.61	17.73	3	H	224	1.79	-
AV	11.54808G	46.15	54.00	-7.85	17.73	3	V	90	1.50	-
PK	11.54572G	59.69	74.00	-14.31	17.74	3	V	90	1.50	-

RE TX above 1GHz;Band:5.8G;VHT80,BF;BWch:80MHz;Nss:1,(M0);Nant:4;Ch:5775MHz;TX

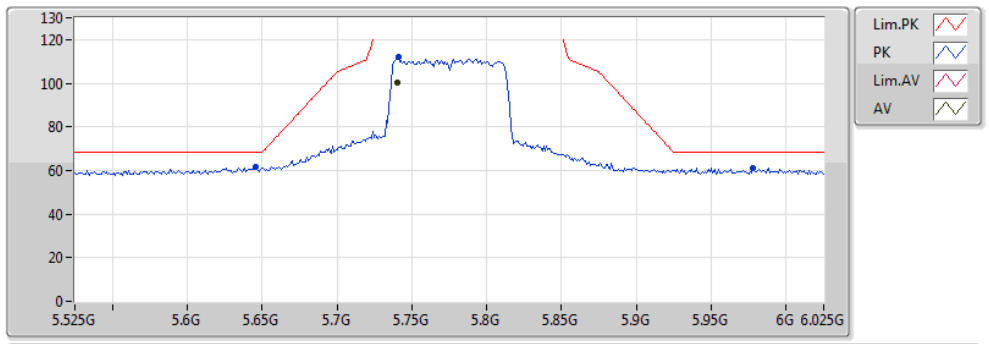

20161110
EUT Y_4T1S TXBF
Setting 23
06-S-6-10

Type	Freq(Hz)	Level(dBuV/m)	Limit(dBuV/m)	Margin(dB)	Factor(dB)	Dist(m)	Pol.(H/V)	Azimuth(°)	Height(m)	Comments
AV	5.74G	100.03	Inf	-Inf	8.91	3	V	245	1.61	-
PK	5.646G	61.68	68.20	-6.52	8.88	3	V	245	1.61	-
PK	5.741G	111.84	Inf	-Inf	8.91	3	V	245	1.61	-
PK	5.978G	60.86	68.20	-7.34	9.46	3	V	245	1.61	-

RE TX above 1GHz;Band:5.8G;VHT80,BF;BWch:80MHz;Nss:1,(M0);Nant:4;Ch:5775MHz;TX

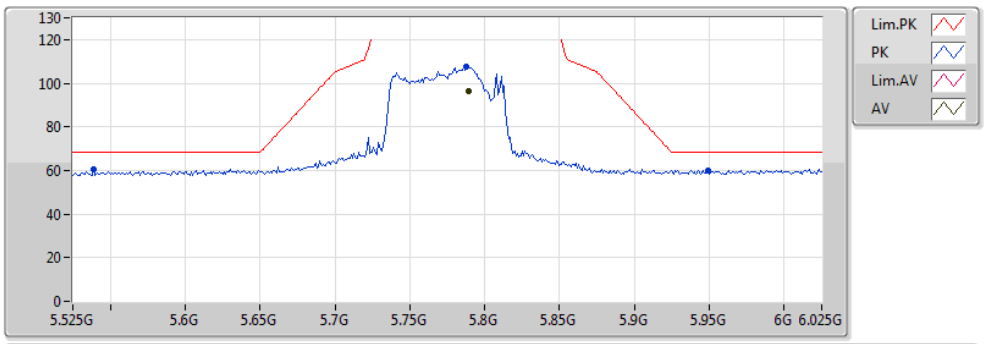

20161110
EUT Y_4T1S TXBF
Setting 23
06-S-6-10

Type	Freq(Hz)	Level(dBuV/m)	Limit(dBuV/m)	Margin(dB)	Factor(dB)	Dist(m)	Pol.(H/V)	Azimuth(°)	Height(m)	Comments
AV	5.789G	96.13	Inf	-Inf	8.93	3	H	259	1.76	-
PK	5.539G	60.50	68.20	-7.70	8.69	3	H	259	1.76	-
PK	5.788G	107.83	Inf	-Inf	8.93	3	H	259	1.76	-
PK	5.949G	60.20	68.20	-8.00	9.38	3	H	259	1.76	-

RE TX above 1GHz;Band:5.8G;VHT80,BF;BWch:80MHz;Nss:1,(M0);Nant:4;Ch:5775MHz;TX

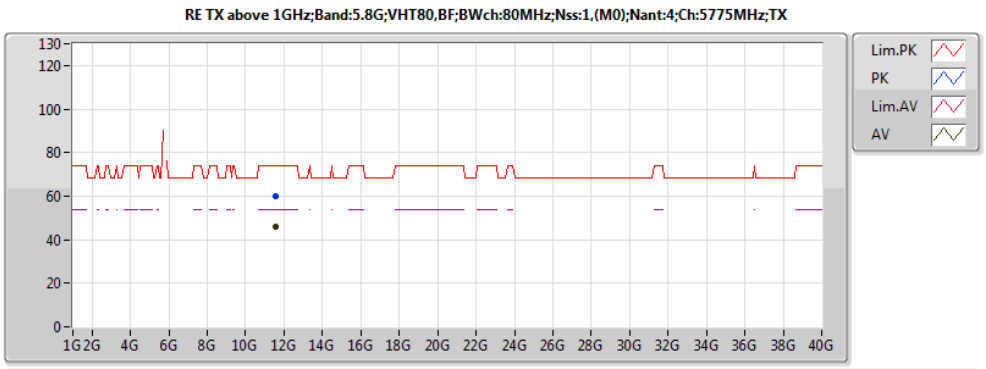

20161110
EUT Y_4T1S TXBF
Setting 23
06-W-3

Type	Freq(Hz)	Level(dBuV/m)	Limit(dBuV/m)	Margin(dB)	Factor(dB)	Dist(m)	Pol.(H/V)	Azimuth(°)	Height(m)	Comments
AV	11.54808G	46.15	54.00	-7.85	17.73	3	V	90	1.50	-
PK	11.54572G	59.69	74.00	-14.31	17.74	3	V	90	1.50	-

RE TX above 1GHz;Band:5.8G;VHT80,BF;BWch:80MHz;Nss:1,(M0);Nant:4;Ch:5775MHz;TX

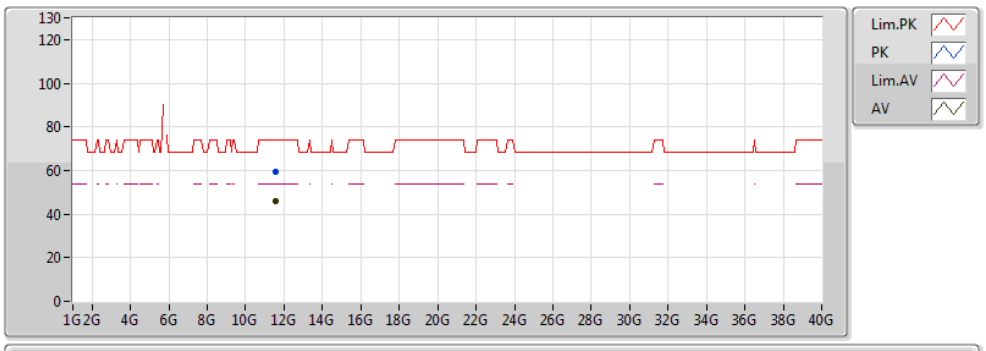

20161110
EUT Y_4T1S TXBF
Setting 23
06-W-3

Type	Freq(Hz)	Level(dBuV/m)	Limit(dBuV/m)	Margin(dB)	Factor(dB)	Dist(m)	Pol.(H/V)	Azimuth(°)	Height(m)	Comments
AV	11.55174G	45.71	54.00	-8.29	17.73	3	H	224	1.79	-
PK	11.54598G	59.39	74.00	-14.61	17.73	3	H	224	1.79	-

Summary

Mode	Result	Type	Freq (Hz)	Level (dBuV/m)	Limit (dBuV/m)	Margin (dB)	Factor (dB)	Dist (m)	Pol. (H/V)	Azimuth (°)	Height (m)	Comments
5.2G;VHT40,BF;Nss2,(M0);Ntx4;5190;TX	Pass	AV	5.1492G	53.87	54.00	-0.13	7.89	3	V	231	2.21	-

RE TX above 1GHz;Band:5.2G;VHT20,BF;BWch:20MHz;Nss:2,(M0);Nant:4;Ch:5180MHz;TX

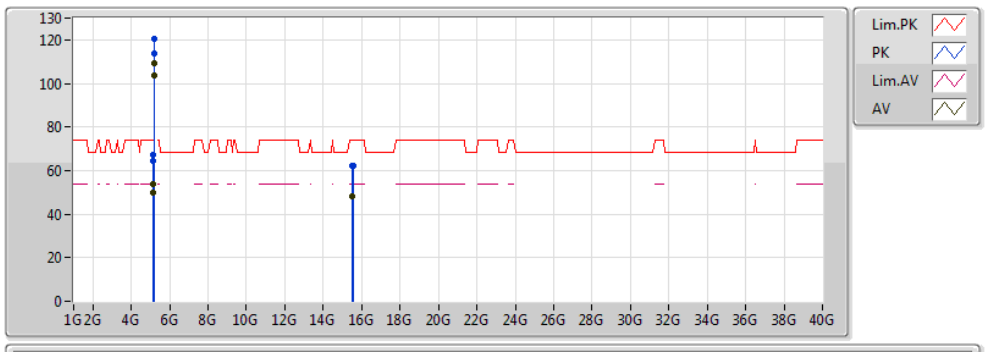

20161110
EUT Y_4T2S TXBF
Setting 23
06-W-3

Type	Freq(Hz)	Level(dBuV/m)	Limit(dBuV/m)	Margin(dB)	Factor(dB)	Dist(m)	Pol.(H/V)	Azimuth(°)	Height(m)	Comments
AV	5.1498G	49.95	54.00	-4.05	7.89	3	H	210	1.42	-
AV	5.1778G	103.56	Inf	-Inf	7.92	3	H	210	1.42	-
PK	5.1496G	64.42	74.00	-9.58	7.89	3	H	210	1.42	-
PK	5.1772G	113.65	Inf	-Inf	7.92	3	H	210	1.42	-
AV	5.1496G	53.52	54.00	-0.48	7.89	3	V	223	2.17	-
AV	5.1868G	109.41	Inf	-Inf	7.93	3	V	223	2.17	-
PK	5.1492G	66.99	74.00	-7.01	7.89	3	V	223	2.17	-
PK	5.1786G	120.39	Inf	-Inf	7.92	3	V	223	2.17	-
AV	15.536G	48.03	54.00	-5.97	19.44	3	H	178	1.86	-
PK	15.54378G	62.36	74.00	-11.64	19.42	3	H	178	1.86	-
AV	15.5359G	48.27	54.00	-5.73	19.44	3	V	73	1.50	-
PK	15.53688G	62.18	74.00	-11.82	19.44	3	V	73	1.50	-

RE TX above 1GHz;Band:5.2G;VHT20,BF;BWch:20MHz;Nss:2,(M0);Nant:4;Ch:5180MHz;TX

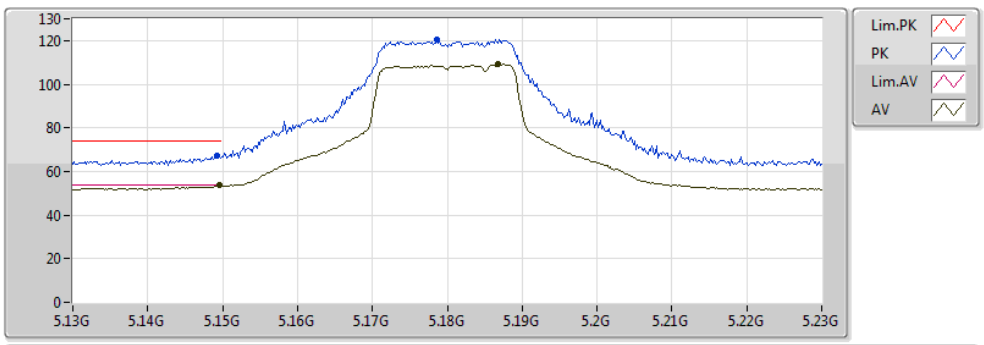

20161110
EUT Y_4T2S TXBF
Setting 23
06-W-3-10

Type	Freq(Hz)	Level(dBuV/m)	Limit(dBuV/m)	Margin(dB)	Factor(dB)	Dist(m)	Pol.(H/V)	Azimuth(°)	Height(m)	Comments
AV	5.1496G	53.52	54.00	-0.48	7.89	3	V	223	2.17	-
AV	5.1868G	109.41	Inf	-Inf	7.93	3	V	223	2.17	-
PK	5.1492G	66.99	74.00	-7.01	7.89	3	V	223	2.17	-
PK	5.1786G	120.39	Inf	-Inf	7.92	3	V	223	2.17	-

RE TX above 1GHz;Band:5.2G;VHT20,BF;BWch:20MHz;Nss:2,(M0);Nant:4;Ch:5180MHz;TX

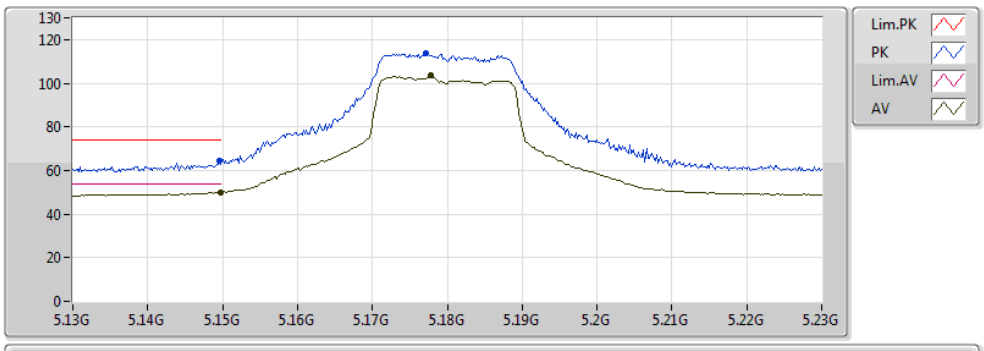

20161110
EUT Y_4T2S TXBF
Setting 23
06-W-3-10

Type	Freq(Hz)	Level(dBuV/m)	Limit(dBuV/m)	Margin(dB)	Factor(dB)	Dist(m)	Pol.(H/V)	Azimuth(°)	Height(m)	Comments
AV	5.1498G	49.95	54.00	-4.05	7.89	3	H	210	1.42	-
AV	5.1778G	103.56	Inf	-Inf	7.92	3	H	210	1.42	-
PK	5.1496G	64.42	74.00	-9.58	7.89	3	H	210	1.42	-
PK	5.1772G	113.65	Inf	-Inf	7.92	3	H	210	1.42	-

RE TX above 1GHz;Band:5.2G;VHT20,BF;BWch:20MHz;Nss:2,(M0);Nant:4;Ch:5180MHz;TX

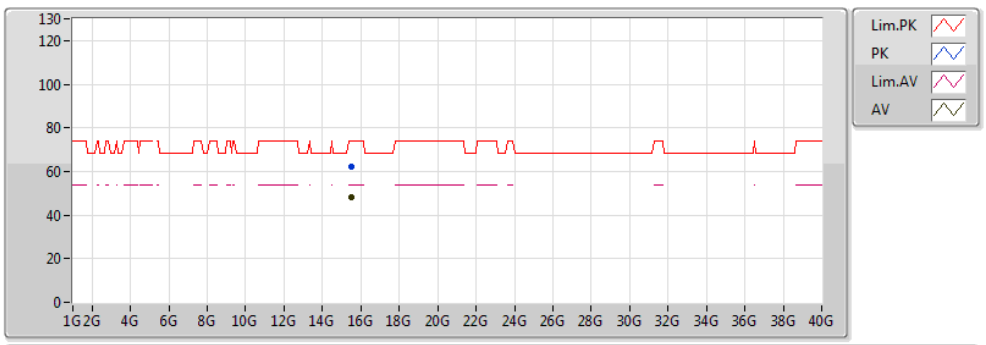

20161110
EUT Y_4T2S TXBF
Setting 23
06-W-3

Type	Freq(Hz)	Level(dBuV/m)	Limit(dBuV/m)	Margin(dB)	Factor(dB)	Dist(m)	Pol.(H/V)	Azimuth(°)	Height(m)	Comments
AV	15.5359G	48.27	54.00	-5.73	19.44	3	V	73	1.50	-
PK	15.53688G	62.18	74.00	-11.82	19.44	3	V	73	1.50	-

RE TX above 1GHz;Band:5.2G;VHT20,BF;BWch:20MHz;Nss:2,(M0);Nant:4;Ch:5180MHz;TX

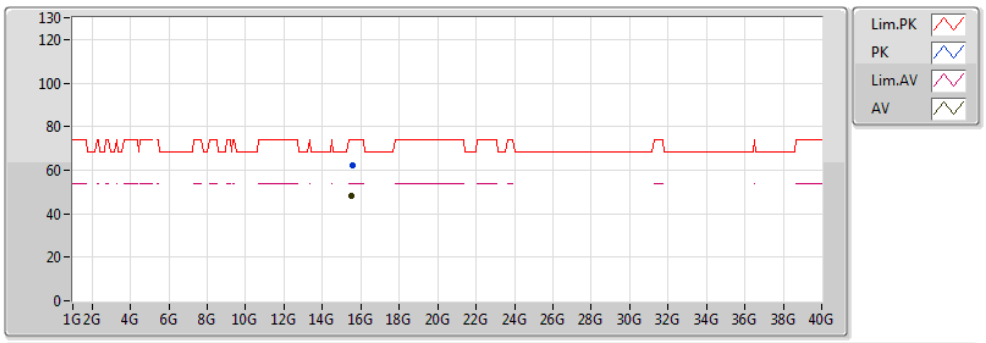

20161110
EUT Y_4T2S TXBF
Setting 23
06-W-3

Type	Freq(Hz)	Level(dBuV/m)	Limit(dBuV/m)	Margin(dB)	Factor(dB)	Dist(m)	Pol.(H/V)	Azimuth(°)	Height(m)	Comments
AV	15.536G	48.03	54.00	-5.97	19.44	3	H	178	1.86	-
PK	15.54378G	62.36	74.00	-11.64	19.42	3	H	178	1.86	-

RE TX above 1GHz;Band:5.2G;VHT20,BF;BWch:20MHz;Nss:2,(M0);Nant:4;Ch:5200MHz;TX

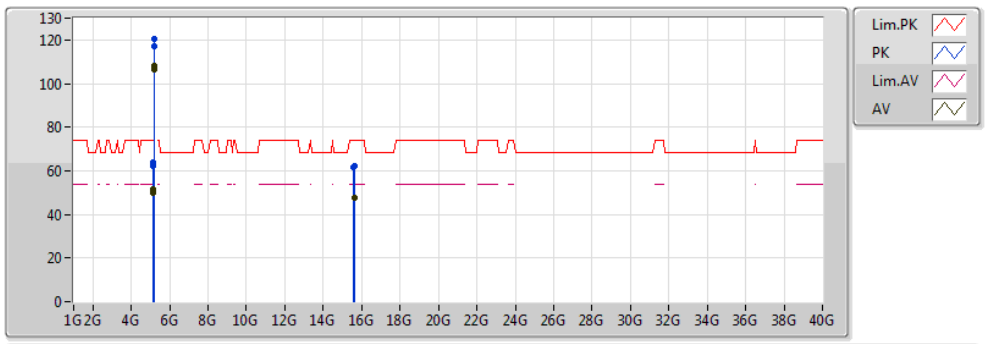

20161110
EUT Y_4T2S TXBF
Setting 23
06-W-3

Type	Freq(Hz)	Level(dBuV/m)	Limit(dBuV/m)	Margin(dB)	Factor(dB)	Dist(m)	Pol.(H/V)	Azimuth(°)	Height(m)	Comments
AV	5.1496G	49.66	54.00	-4.34	7.89	3	H	310	2.33	-
AV	5.1976G	106.54	Inf	-Inf	7.94	3	H	310	2.33	-
PK	5.146G	62.43	74.00	-11.57	7.89	3	H	310	2.33	-
PK	5.206G	117.27	Inf	-Inf	7.95	3	H	310	2.33	-
AV	5.1492G	51.43	54.00	-2.57	7.89	3	V	315	1.51	-
AV	5.2064G	108.23	Inf	-Inf	7.95	3	V	315	1.51	-
PK	5.1444G	64.09	74.00	-9.91	7.89	3	V	315	1.51	-
PK	5.202G	120.56	Inf	-Inf	7.94	3	V	315	1.51	-
AV	15.6016G	47.57	54.00	-6.43	19.25	3	H	135	2.41	-
PK	15.60272G	62.05	74.00	-11.95	19.24	3	H	135	2.41	-
AV	15.6034G	47.75	54.00	-6.25	19.24	3	V	70	1.68	-
PK	15.60104G	61.54	74.00	-12.46	19.25	3	V	70	1.68	-

RE TX above 1GHz;Band:5.2G;VHT20,BF;BWch:20MHz;Nss:2,(M0);Nant:4;Ch:5200MHz;TX

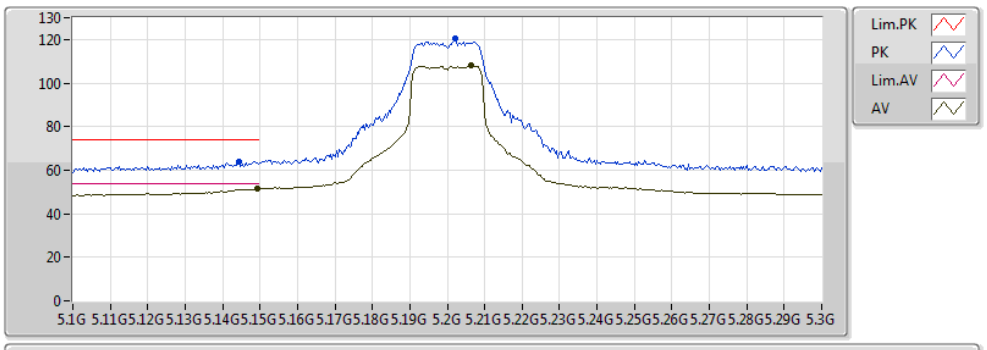

20161110
EUT Y_4T2S TXBF
Setting 23
06-W-3-10

Type	Freq(Hz)	Level(dBuV/m)	Limit(dBuV/m)	Margin(dB)	Factor(dB)	Dist(m)	Pol.(H/V)	Azimuth(°)	Height(m)	Comments
AV	5.1492G	51.43	54.00	-2.57	7.89	3	V	315	1.51	-
AV	5.2064G	108.23	Inf	-Inf	7.95	3	V	315	1.51	-
PK	5.1444G	64.09	74.00	-9.91	7.89	3	V	315	1.51	-
PK	5.202G	120.56	Inf	-Inf	7.94	3	V	315	1.51	-

RE TX above 1GHz;Band:5.2G;VHT20,BF;BWch:20MHz;Nss:2,(M0);Nant:4;Ch:5200MHz;TX

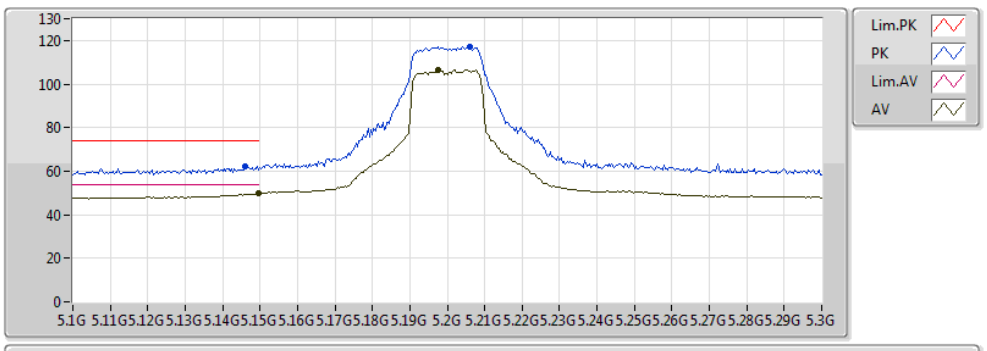

20161110
EUT Y_4T2S TXBF
Setting 23
06-W-3-10

Type	Freq(Hz)	Level(dBuV/m)	Limit(dBuV/m)	Margin(dB)	Factor(dB)	Dist(m)	Pol.(H/V)	Azimuth(°)	Height(m)	Comments
AV	5.1496G	49.66	54.00	-4.34	7.89	3	H	310	2.33	-
AV	5.1976G	106.54	Inf	-Inf	7.94	3	H	310	2.33	-
PK	5.146G	62.43	74.00	-11.57	7.89	3	H	310	2.33	-
PK	5.206G	117.27	Inf	-Inf	7.95	3	H	310	2.33	-

RE TX above 1GHz;Band:5.2G;VHT20,BF;BWch:20MHz;Nss:2,(M0);Nant:4;Ch:5200MHz;TX

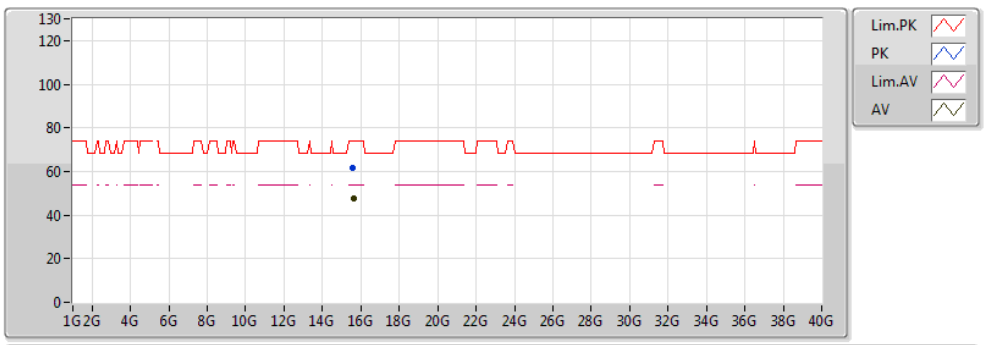

20161110
EUT Y_4T2S TXBF
Setting 23
06-W-3

Type	Freq(Hz)	Level(dBuV/m)	Limit(dBuV/m)	Margin(dB)	Factor(dB)	Dist(m)	Pol.(H/V)	Azimuth(°)	Height(m)	Comments
AV	15.6034G	47.75	54.00	-6.25	19.24	3	V	70	1.68	-
PK	15.60104G	61.54	74.00	-12.46	19.25	3	V	70	1.68	-

RE TX above 1GHz;Band:5.2G;VHT20,BF;BWch:20MHz;Nss:2,(M0);Nant:4;Ch:5200MHz;TX

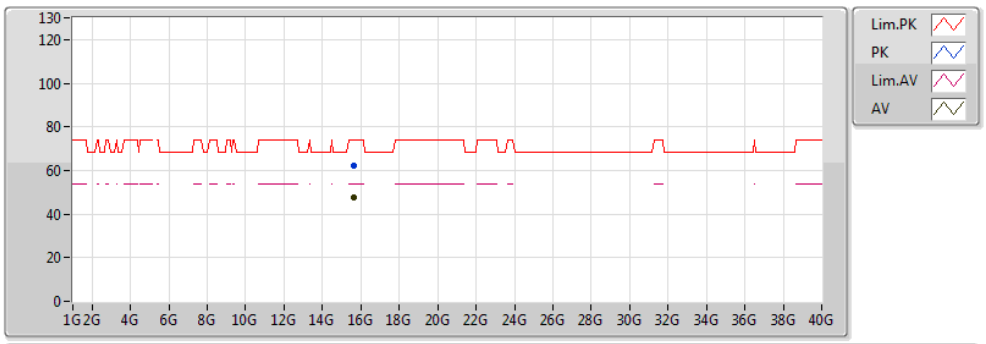

20161110
EUT Y_4T2S TXBF
Setting 23
06-W-3

Type	Freq(Hz)	Level(dBuV/m)	Limit(dBuV/m)	Margin(dB)	Factor(dB)	Dist(m)	Pol.(H/V)	Azimuth(°)	Height(m)	Comments
AV	15.6016G	47.57	54.00	-6.43	19.25	3	H	135	2.41	-
PK	15.60272G	62.05	74.00	-11.95	19.24	3	H	135	2.41	-

RE TX above 1GHz;Band:5.2G;VHT20,BF;BWch:20MHz;Nss:2,(M0);Nant:4;Ch:5240MHz;TX

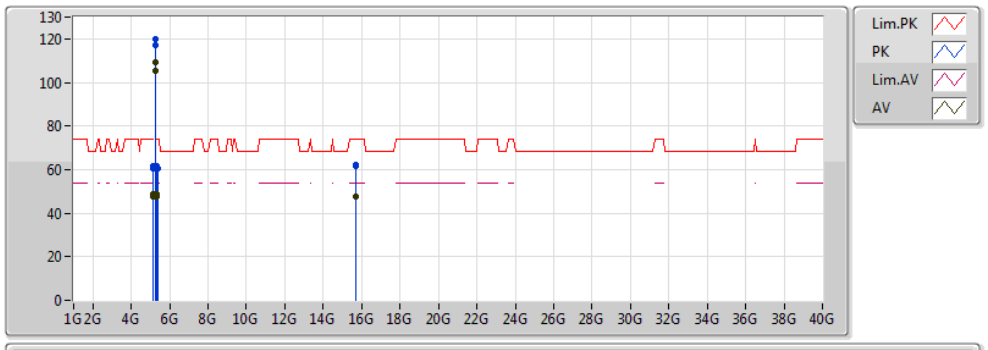

20161110
EUT Y_4T2S TXBF
Setting 23
06-W-3

Type	Freq(Hz)	Level(dBuV/m)	Limit(dBuV/m)	Margin(dB)	Factor(dB)	Dist(m)	Pol.(H/V)	Azimuth(°)	Height(m)	Comments
AV	5.1392G	47.51	54.00	-6.49	7.89	3	H	306	1.50	-
AV	5.2346G	105.36	Inf	-Inf	8.01	3	H	306	1.50	-
AV	5.3516G	47.66	54.00	-6.34	8.25	3	H	306	1.50	-
PK	5.1098G	60.46	74.00	-13.54	7.86	3	H	306	1.50	-
PK	5.2346G	117.33	Inf	-Inf	8.01	3	H	306	1.50	-
PK	5.3648G	60.46	74.00	-13.54	8.28	3	H	306	1.50	-
AV	5.1188G	48.94	54.00	-5.06	7.87	3	V	221	2.22	-
AV	5.2376G	109.18	Inf	-Inf	8.02	3	V	221	2.22	-
AV	5.3576G	48.63	54.00	-5.37	8.26	3	V	221	2.22	-
PK	5.1302G	61.56	74.00	-12.44	7.88	3	V	221	2.22	-
PK	5.2412G	119.99	Inf	-Inf	8.02	3	V	221	2.22	-
PK	5.3546G	61.66	74.00	-12.34	8.25	3	V	221	2.22	-
AV	15.71508G	47.47	54.00	-6.53	18.91	3	H	150	1.74	-
PK	15.72122G	61.99	74.00	-12.01	18.89	3	H	150	1.74	-
AV	15.7173G	47.86	54.00	-6.14	18.90	3	V	67	1.94	-
PK	15.71518G	61.78	74.00	-12.22	18.91	3	V	67	1.94	-

RE TX above 1GHz;Band:5.2G;VHT20,BF;BWch:20MHz;Nss:2,(M0);Nant:4;Ch:5240MHz;TX

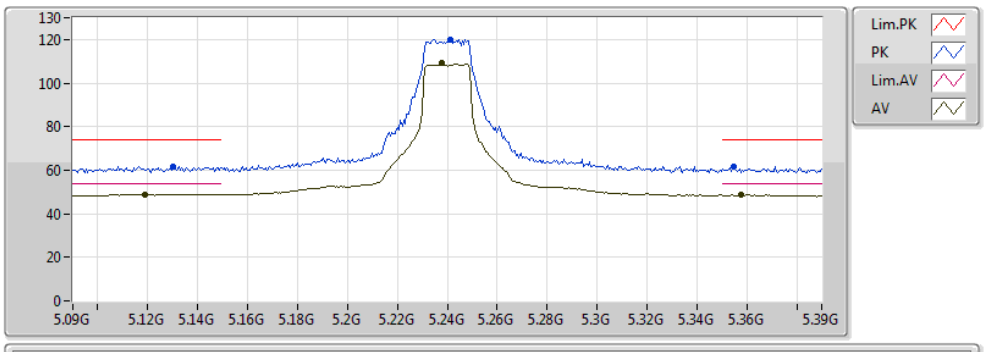

20161110
EUT Y_4T2S TXBF
Setting 23
06-W-3-10

Type	Freq(Hz)	Level(dBuV/m)	Limit(dBuV/m)	Margin(dB)	Factor(dB)	Dist(m)	Pol.(H/V)	Azimuth(°)	Height(m)	Comments
AV	5.1188G	48.94	54.00	-5.06	7.87	3	V	221	2.22	-
AV	5.2376G	109.18	Inf	-Inf	8.02	3	V	221	2.22	-
AV	5.3576G	48.63	54.00	-5.37	8.26	3	V	221	2.22	-
PK	5.1302G	61.56	74.00	-12.44	7.88	3	V	221	2.22	-
PK	5.2412G	119.99	Inf	-Inf	8.02	3	V	221	2.22	-
PK	5.3546G	61.66	74.00	-12.34	8.25	3	V	221	2.22	-

RE TX above 1GHz;Band:5.2G;VHT20,BF;BWch:20MHz;Nss:2,(M0);Nant:4;Ch:5240MHz;TX

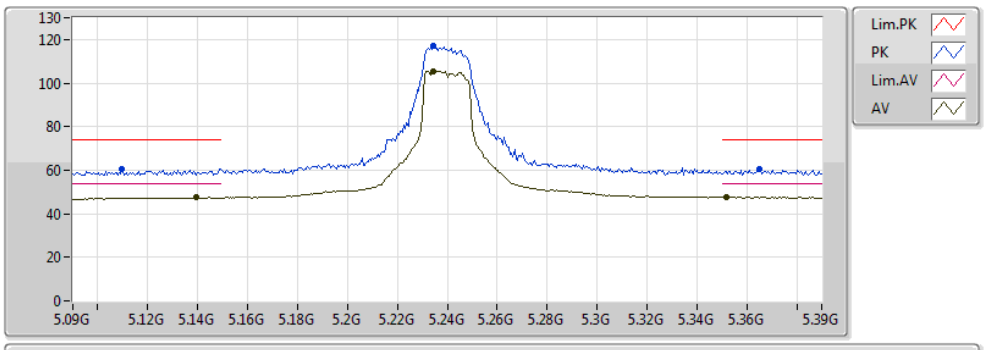

20161110
EUT Y_4T2S TXBF
Setting 23
06-W-3-10

Type	Freq(Hz)	Level(dBuV/m)	Limit(dBuV/m)	Margin(dB)	Factor(dB)	Dist(m)	Pol.(H/V)	Azimuth(°)	Height(m)	Comments
AV	5.1392G	47.51	54.00	-6.49	7.89	3	H	306	1.50	-
AV	5.2346G	105.36	Inf	-Inf	8.01	3	H	306	1.50	-
AV	5.3516G	47.66	54.00	-6.34	8.25	3	H	306	1.50	-
PK	5.1098G	60.46	74.00	-13.54	7.86	3	H	306	1.50	-
PK	5.2346G	117.33	Inf	-Inf	8.01	3	H	306	1.50	-
PK	5.3648G	60.46	74.00	-13.54	8.28	3	H	306	1.50	-

RE TX above 1GHz;Band:5.2G;VHT20,BF;BWch:20MHz;Nss:2,(M0);Nant:4;Ch:5240MHz;TX

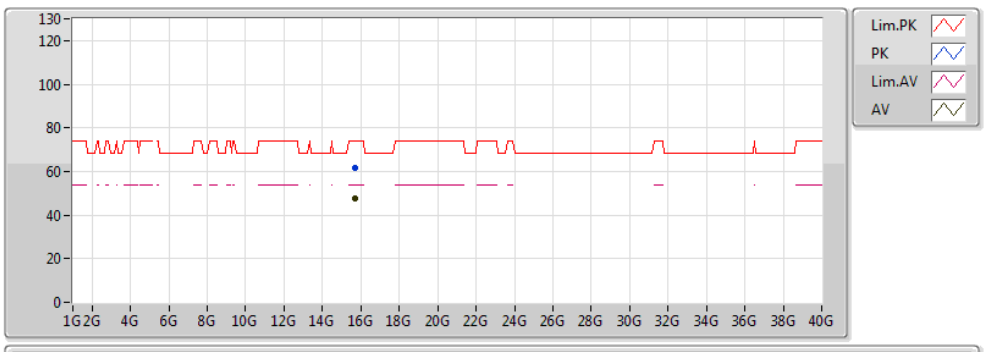

20161110
EUT Y_4T2S TXBF
Setting 23
06-W-3

Type	Freq(Hz)	Level(dBuV/m)	Limit(dBuV/m)	Margin(dB)	Factor(dB)	Dist(m)	Pol.(H/V)	Azimuth(°)	Height(m)	Comments
AV	15.7173G	47.86	54.00	-6.14	18.90	3	V	67	1.94	-
PK	15.71518G	61.78	74.00	-12.22	18.91	3	V	67	1.94	-

RE TX above 1GHz;Band:5.2G;VHT20,BF;BWch:20MHz;Nss:2,(M0);Nant:4;Ch:5240MHz;TX

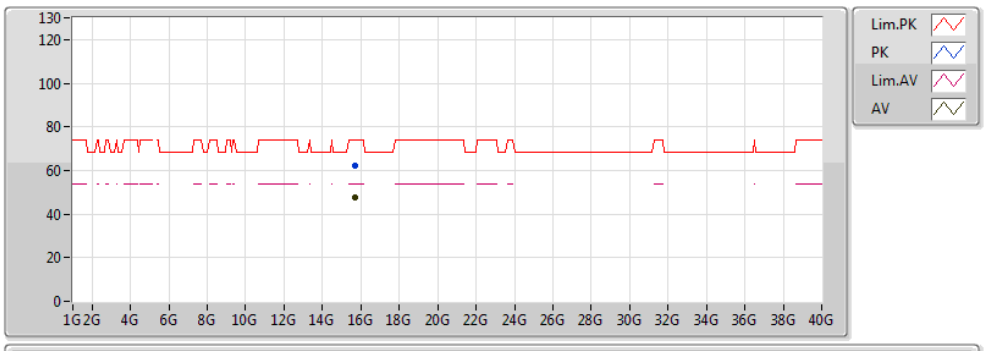

20161110
EUT Y_4T2S TXBF
Setting 23
06-W-3

Type	Freq(Hz)	Level(dBuV/m)	Limit(dBuV/m)	Margin(dB)	Factor(dB)	Dist(m)	Pol.(H/V)	Azimuth(°)	Height(m)	Comments
AV	15.71508G	47.47	54.00	-6.53	18.91	3	H	150	1.74	-
PK	15.72122G	61.99	74.00	-12.01	18.89	3	H	150	1.74	-

RE TX above 1GHz;Band:5.8G;VHT20,BF;BWch:20MHz;Nss:2,(M0);Nant:4;Ch:5745MHz;TX

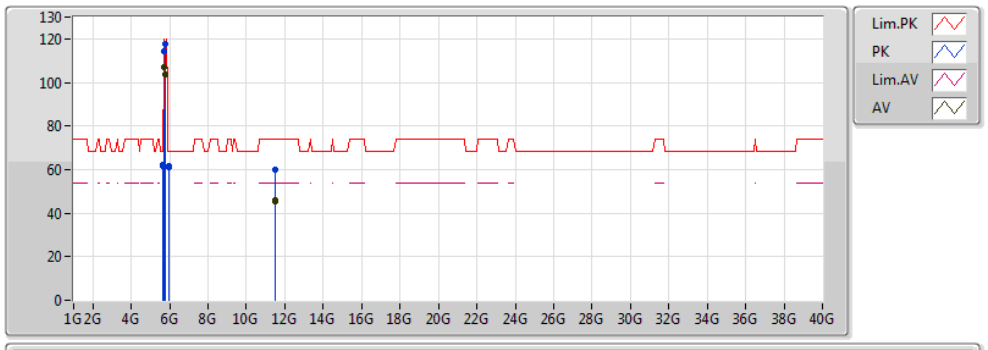

20161110
EUT Y_4T2S TXBF
Setting 23
06-W-3

Type	Freq(Hz)	Level(dBuV/m)	Limit(dBuV/m)	Margin(dB)	Factor(dB)	Dist(m)	Pol.(H/V)	Azimuth(°)	Height(m)	Comments
AV	5.743G	103.60	Inf	-Inf	8.91	3	H	316	1.02	-
PK	5.62G	61.44	68.20	-6.76	8.87	3	H	316	1.02	-
PK	5.739G	114.23	Inf	-Inf	8.91	3	H	316	1.02	-
PK	5.943G	61.05	68.20	-7.15	9.36	3	H	316	1.02	-
AV	5.738G	107.02	Inf	-Inf	8.91	3	V	237	1.50	-
PK	5.624G	62.03	68.20	-6.17	8.87	3	V	237	1.50	-
PK	5.746G	117.85	Inf	-Inf	8.91	3	V	237	1.50	-
PK	5.942G	61.73	68.20	-6.47	9.36	3	V	237	1.50	-
AV	11.48696G	45.68	54.00	-8.32	17.79	3	H	200	1.39	-
PK	11.49454G	60.09	74.00	-13.91	17.78	3	H	200	1.39	-
AV	11.48858G	45.66	54.00	-8.34	17.78	3	V	117	1.52	-
PK	11.4943G	59.73	74.00	-14.27	17.78	3	V	117	1.52	-

RE TX above 1GHz;Band:5.8G;VHT20,BF;BWch:20MHz;Nss:2,(M0);Nant:4;Ch:5745MHz;TX

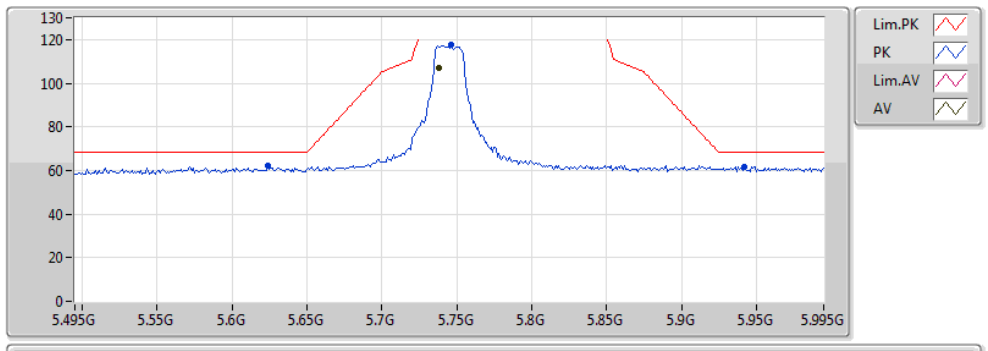

20161110
EUT Y_4T2S TXBF
Setting 23
06-W-3-10

Type	Freq(Hz)	Level(dBuV/m)	Limit(dBuV/m)	Margin(dB)	Factor(dB)	Dist(m)	Pol.(H/V)	Azimuth(°)	Height(m)	Comments
AV	5.738G	107.02	Inf	-Inf	8.91	3	V	237	1.50	-
PK	5.624G	62.03	68.20	-6.17	8.87	3	V	237	1.50	-
PK	5.746G	117.85	Inf	-Inf	8.91	3	V	237	1.50	-
PK	5.942G	61.73	68.20	-6.47	9.36	3	V	237	1.50	-

RE TX above 1GHz;Band:5.8G;VHT20,BF;BWch:20MHz;Nss:2,(M0);Nant:4;Ch:5745MHz;TX

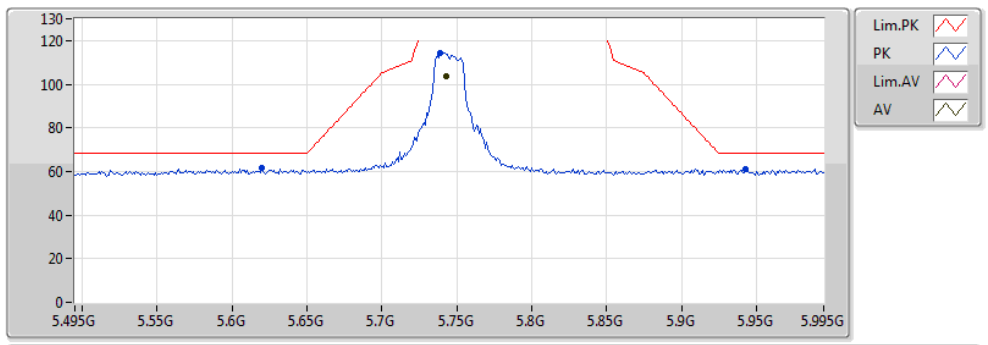

20161110
EUT Y_4T2S TXBF
Setting 23
06-W-3-10

Type	Freq(Hz)	Level(dBuV/m)	Limit(dBuV/m)	Margin(dB)	Factor(dB)	Dist(m)	Pol.(H/V)	Azimuth(°)	Height(m)	Comments
AV	5.743G	103.60	Inf	-Inf	8.91	3	H	316	1.02	-
PK	5.62G	61.44	68.20	-6.76	8.87	3	H	316	1.02	-
PK	5.739G	114.23	Inf	-Inf	8.91	3	H	316	1.02	-
PK	5.943G	61.05	68.20	-7.15	9.36	3	H	316	1.02	-

RE TX above 1GHz;Band:5.8G;VHT20,BF;BWch:20MHz;Nss:2,(M0);Nant:4;Ch:5745MHz;TX

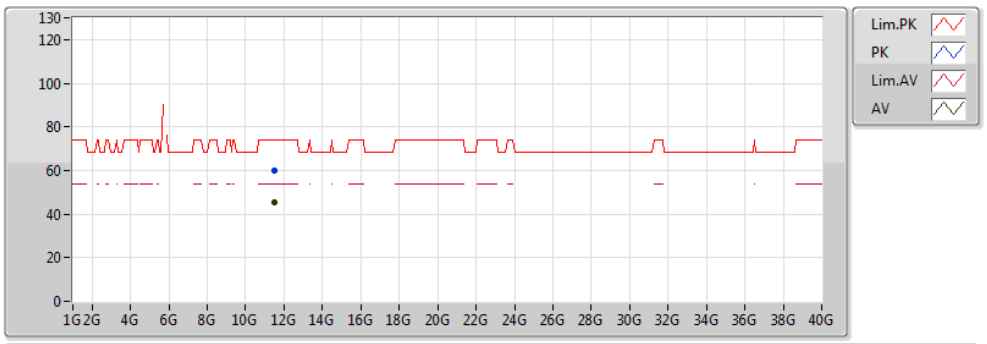

20161110
EUT Y_4T2S TXBF
Setting 23
06-W-3

Type	Freq(Hz)	Level(dBuV/m)	Limit(dBuV/m)	Margin(dB)	Factor(dB)	Dist(m)	Pol.(H/V)	Azimuth(°)	Height(m)	Comments
AV	11.48858G	45.66	54.00	-8.34	17.78	3	V	117	1.52	-
PK	11.4943G	59.73	74.00	-14.27	17.78	3	V	117	1.52	-

RE TX above 1GHz;Band:5.8G;VHT20,BF;BWch:20MHz;Nss:2,(M0);Nant:4;Ch:5745MHz;TX

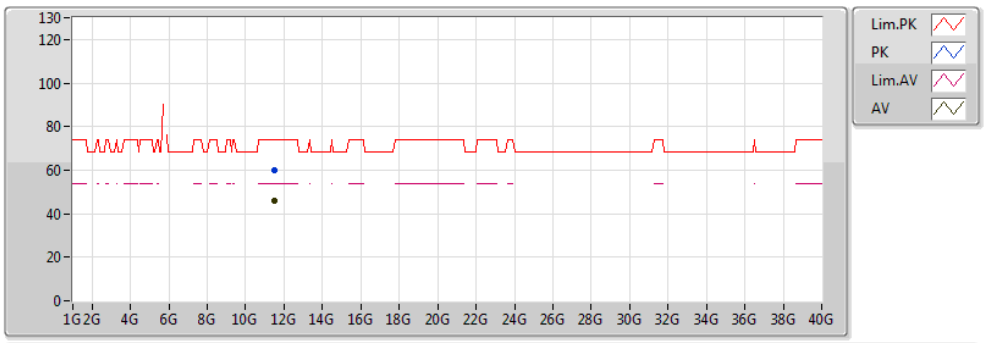

20161110
EUT Y_4T2S TXBF
Setting 23
06-W-3

Type	Freq(Hz)	Level(dBuV/m)	Limit(dBuV/m)	Margin(dB)	Factor(dB)	Dist(m)	Pol.(H/V)	Azimuth(°)	Height(m)	Comments
AV	11.48696G	45.68	54.00	-8.32	17.79	3	H	200	1.39	-
PK	11.49454G	60.09	74.00	-13.91	17.78	3	H	200	1.39	-

RE TX above 1GHz;Band:5.8G;VHT20,BF;BWch:20MHz;Nss:2,(M0);Nant:4;Ch:5785MHz;TX

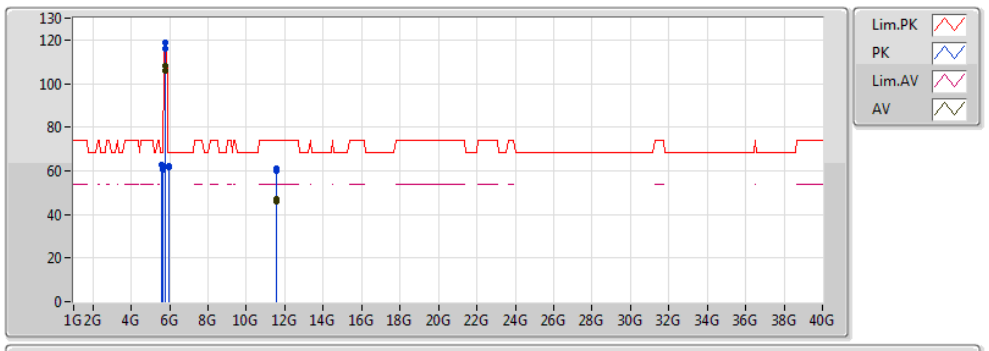

20161110
EUT Y_4T2S TXBF
Setting 23
06-W-3

Type	Freq(Hz)	Level(dBuV/m)	Limit(dBuV/m)	Margin(dB)	Factor(dB)	Dist(m)	Pol.(H/V)	Azimuth(°)	Height(m)	Comments
AV	5.783G	105.88	Inf	-Inf	8.92	3	H	303	1.77	-
PK	5.627G	60.66	68.20	-7.54	8.87	3	H	303	1.77	-
PK	5.782G	116.13	Inf	-Inf	8.92	3	H	303	1.77	-
PK	5.987G	61.49	68.20	-6.71	9.49	3	H	303	1.77	-
AV	5.787G	108.42	Inf	-Inf	8.93	3	V	208	1.00	-
PK	5.557G	63.01	68.20	-5.19	8.74	3	V	208	1.00	-
PK	5.789G	118.93	Inf	-Inf	8.93	3	V	208	1.00	-
PK	5.972G	62.35	68.20	-5.85	9.45	3	V	208	1.00	-
AV	11.5706G	45.85	54.00	-8.15	17.71	3	H	114	2.08	-
PK	11.56776G	60.22	74.00	-13.78	17.72	3	H	114	2.08	-
AV	11.5688G	46.99	54.00	-7.01	17.72	3	V	70	1.57	-
PK	11.5728G	60.95	74.00	-13.05	17.71	3	V	70	1.57	-

RE TX above 1GHz;Band:5.8G;VHT20,BF;BWch:20MHz;Nss:2,(M0);Nant:4;Ch:5785MHz;TX

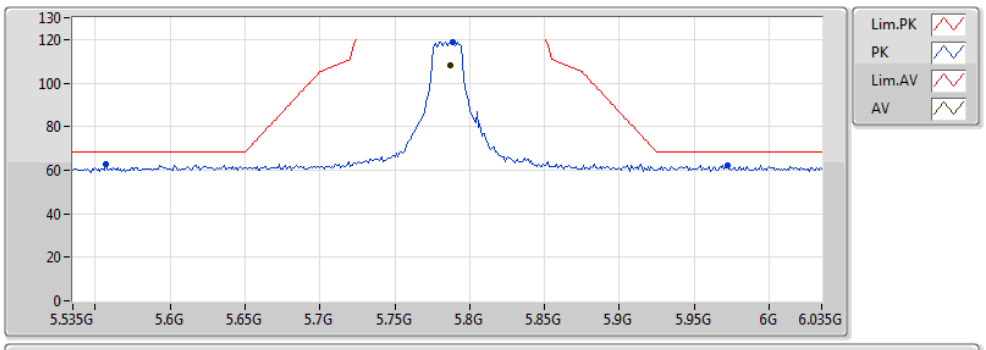

20161110
EUT Y_4T2S TXBF
Setting 23
06-W-3-10

Type	Freq(Hz)	Level(dBuV/m)	Limit(dBuV/m)	Margin(dB)	Factor(dB)	Dist(m)	Pol.(H/V)	Azimuth(°)	Height(m)	Comments
AV	5.787G	108.42	Inf	-Inf	8.93	3	V	208	1.00	-
PK	5.557G	63.01	68.20	-5.19	8.74	3	V	208	1.00	-
PK	5.789G	118.93	Inf	-Inf	8.93	3	V	208	1.00	-
PK	5.972G	62.35	68.20	-5.85	9.45	3	V	208	1.00	-

RE TX above 1GHz;Band:5.8G;VHT20,BF;BWch:20MHz;Nss:2,(M0);Nant:4;Ch:5785MHz;TX

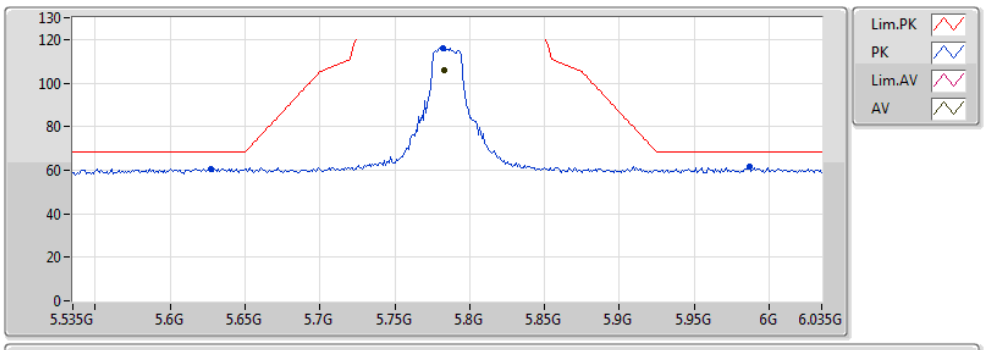

20161110
EUT Y_4T2S TXBF
Setting 23
06-W-3-10

Type	Freq(Hz)	Level(dBuV/m)	Limit(dBuV/m)	Margin(dB)	Factor(dB)	Dist(m)	Pol.(H/V)	Azimuth(°)	Height(m)	Comments
AV	5.783G	105.88	Inf	-Inf	8.92	3	H	303	1.77	-
PK	5.627G	60.66	68.20	-7.54	8.87	3	H	303	1.77	-
PK	5.782G	116.13	Inf	-Inf	8.92	3	H	303	1.77	-
PK	5.987G	61.49	68.20	-6.71	9.49	3	H	303	1.77	-

RE TX above 1GHz;Band:5.8G;VHT20,BF;BWch:20MHz;Nss:2,(M0);Nant:4;Ch:5785MHz;TX

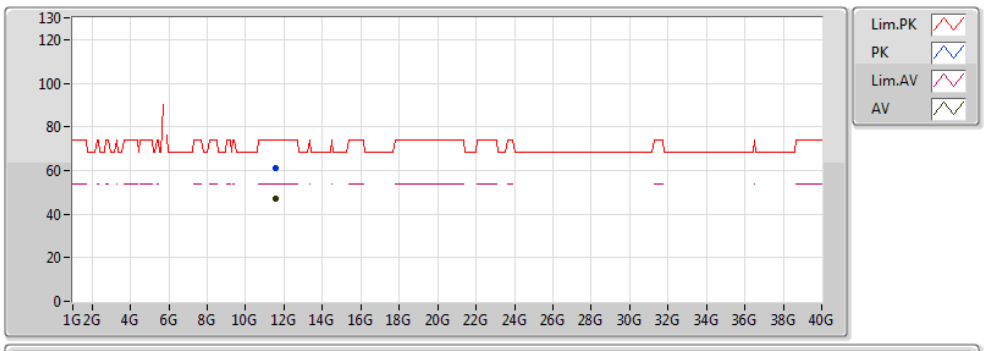

20161110
EUT Y_4T2S TXBF
Setting 23
06-W-3

Type	Freq(Hz)	Level(dBuV/m)	Limit(dBuV/m)	Margin(dB)	Factor(dB)	Dist(m)	Pol.(H/V)	Azimuth(°)	Height(m)	Comments
AV	11.5688G	46.99	54.00	-7.01	17.72	3	V	70	1.57	-
PK	11.5728G	60.95	74.00	-13.05	17.71	3	V	70	1.57	-

RE TX above 1GHz;Band:5.8G;VHT20,BF;BWch:20MHz;Nss:2,(M0);Nant:4;Ch:5785MHz;TX

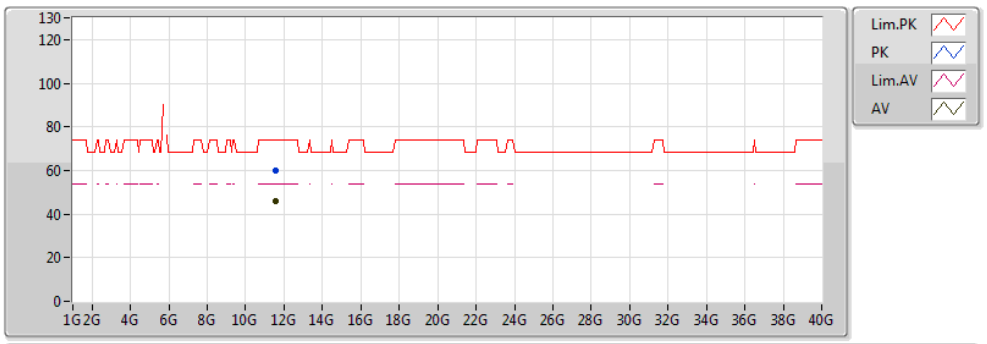

20161110
EUT Y_4T2S TXBF
Setting 23
06-W-3

Type	Freq(Hz)	Level(dBuV/m)	Limit(dBuV/m)	Margin(dB)	Factor(dB)	Dist(m)	Pol.(H/V)	Azimuth(°)	Height(m)	Comments
AV	11.5706G	45.85	54.00	-8.15	17.71	3	H	114	2.08	-
PK	11.56776G	60.22	74.00	-13.78	17.72	3	H	114	2.08	-

RE TX above 1GHz;Band:5.8G;VHT20,BF;BWch:20MHz;Nss:2,(M0);Nant:4;Ch:5825MHz;TX

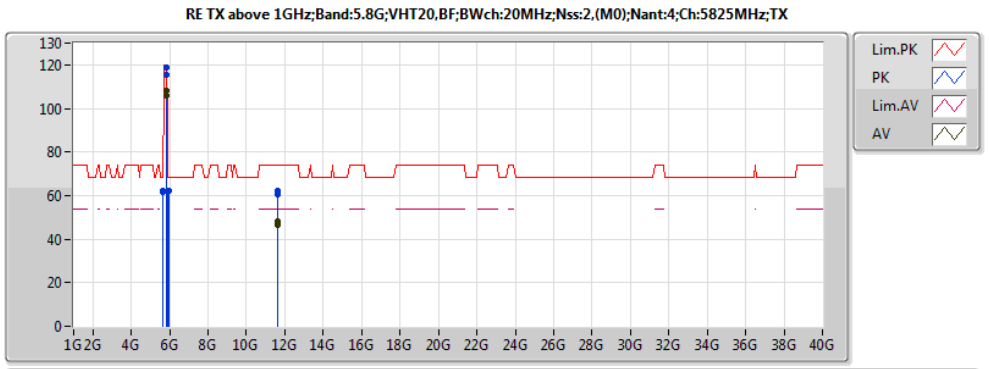

20161110
EUT Y_4T2S TXBF
Setting 23
06-W-3

Type	Freq(Hz)	Level(dBuV/m)	Limit(dBuV/m)	Margin(dB)	Factor(dB)	Dist(m)	Pol.(H/V)	Azimuth(°)	Height(m)	Comments
AV	5.823G	105.72	Inf	-Inf	9.00	3	H	300	1.78	-
PK	5.646G	61.58	68.20	-6.62	8.88	3	H	300	1.78	-
PK	5.832G	115.61	Inf	-Inf	9.03	3	H	300	1.78	-
PK	5.926G	61.99	68.20	-6.21	9.31	3	H	300	1.78	-
AV	5.823G	108.15	Inf	-Inf	9.00	3	V	339	1.79	-
PK	5.629G	62.37	68.20	-5.83	8.87	3	V	339	1.79	-
PK	5.821G	118.57	Inf	-Inf	8.99	3	V	339	1.79	-
PK	5.938G	62.46	68.20	-5.74	9.34	3	V	339	1.79	-
AV	11.64984G	46.37	54.00	-7.63	17.64	3	H	236	1.24	-
PK	11.6528G	60.70	74.00	-13.30	17.64	3	H	236	1.24	-
AV	11.6451G	48.39	54.00	-5.61	17.65	3	V	71	1.80	-
PK	11.64622G	62.31	74.00	-11.69	17.65	3	V	71	1.80	-

RE TX above 1GHz;Band:5.8G;VHT20,BF;BWch:20MHz;Nss:2,(M0);Nant:4;Ch:5825MHz;TX

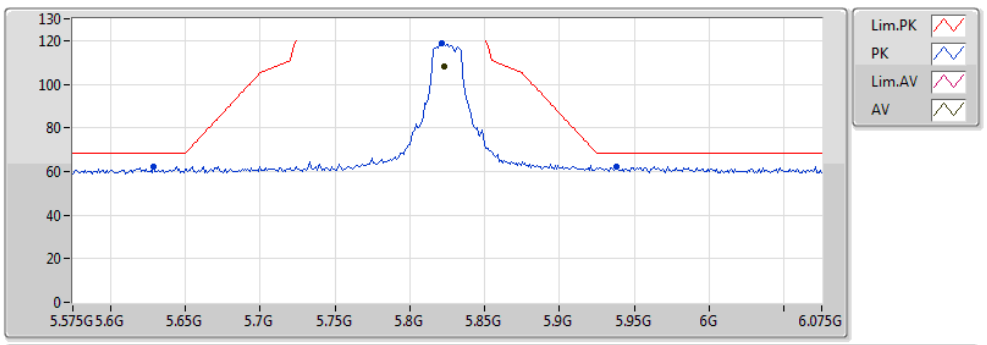

20161110
EUT Y_4T2S TXBF
Setting 23
06-W-3-10

Type	Freq(Hz)	Level(dBuV/m)	Limit(dBuV/m)	Margin(dB)	Factor(dB)	Dist(m)	Pol.(H/V)	Azimuth(°)	Height(m)	Comments
AV	5.823G	108.15	Inf	-Inf	9.00	3	V	339	1.79	-
PK	5.629G	62.37	68.20	-5.83	8.87	3	V	339	1.79	-
PK	5.821G	118.57	Inf	-Inf	8.99	3	V	339	1.79	-
PK	5.938G	62.46	68.20	-5.74	9.34	3	V	339	1.79	-

RE TX above 1GHz;Band:5.8G;VHT20,BF;BWch:20MHz;Nss:2,(M0);Nant:4;Ch:5825MHz;TX

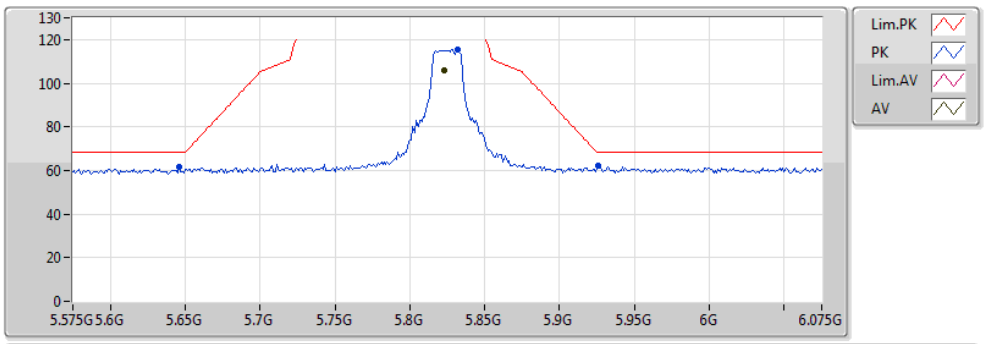

20161110
EUT Y_4T2S TXBF
Setting 23
06-W-3-10

Type	Freq(Hz)	Level(dBuV/m)	Limit(dBuV/m)	Margin(dB)	Factor(dB)	Dist(m)	Pol.(H/V)	Azimuth(°)	Height(m)	Comments
AV	5.823G	105.72	Inf	-Inf	9.00	3	H	300	1.78	-
PK	5.646G	61.58	68.20	-6.62	8.88	3	H	300	1.78	-
PK	5.832G	115.61	Inf	-Inf	9.03	3	H	300	1.78	-
PK	5.926G	61.99	68.20	-6.21	9.31	3	H	300	1.78	-

RE TX above 1GHz;Band:5.8G;VHT20,BF;BWch:20MHz;Nss:2,(M0);Nant:4;Ch:5825MHz;TX

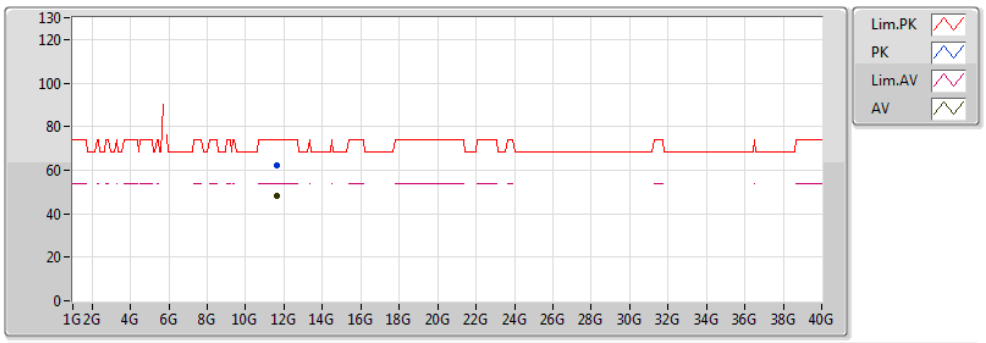

20161110
EUT Y_4T2S TXBF
Setting 23
06-W-3

Type	Freq(Hz)	Level(dBuV/m)	Limit(dBuV/m)	Margin(dB)	Factor(dB)	Dist(m)	Pol.(H/V)	Azimuth(°)	Height(m)	Comments
AV	11.6451G	48.39	54.00	-5.61	17.65	3	V	71	1.80	-
PK	11.64622G	62.31	74.00	-11.69	17.65	3	V	71	1.80	-

RE TX above 1GHz;Band:5.8G;VHT20,BF;BWch:20MHz;Nss:2,(M0);Nant:4;Ch:5825MHz;TX

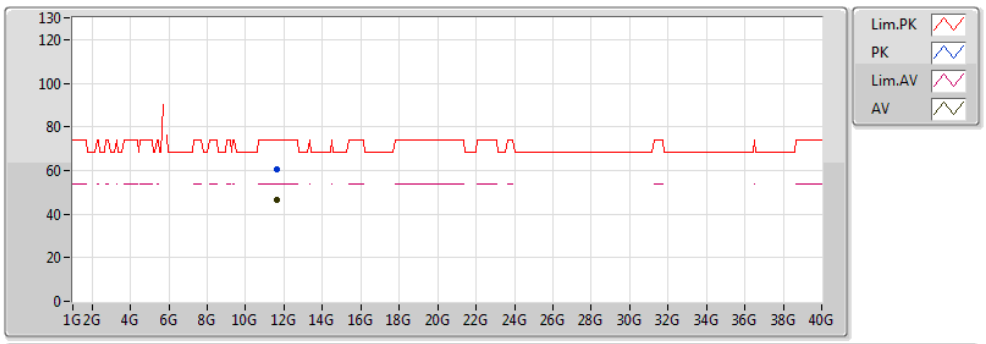

20161110
EUT Y_4T2S TXBF
Setting 23
06-W-3

Type	Freq(Hz)	Level(dBuV/m)	Limit(dBuV/m)	Margin(dB)	Factor(dB)	Dist(m)	Pol.(H/V)	Azimuth(°)	Height(m)	Comments
AV	11.64984G	46.37	54.00	-7.63	17.64	3	H	236	1.24	-
PK	11.6528G	60.70	74.00	-13.30	17.64	3	H	236	1.24	-

RE TX above 1GHz;Band:5.2G;VHT40,BF;BWch:40MHz;Nss:2,(M0);Nant:4;Ch:5190MHz;TX

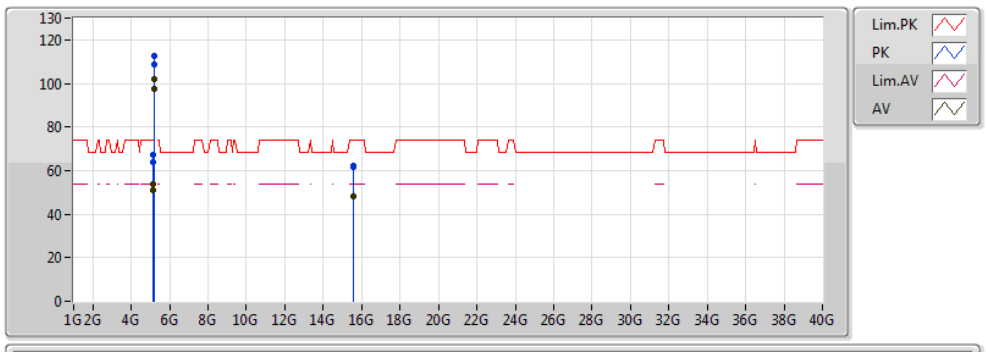

20161110
EUT Y_4T2S TXBF
Setting 19
06-W-3

Type	Freq(Hz)	Level(dBuV/m)	Limit(dBuV/m)	Margin(dB)	Factor(dB)	Dist(m)	Pol.(H/V)	Azimuth(°)	Height(m)	Comments
AV	5.1496G	51.10	54.00	-2.90	7.89	3	H	313	1.87	-
AV	5.1952G	97.69	Inf	-Inf	7.94	3	H	313	1.87	-
PK	5.1496G	63.80	74.00	-10.20	7.89	3	H	313	1.87	-
PK	5.196G	108.87	Inf	-Inf	7.94	3	H	313	1.87	-
AV	5.1492G	53.87	54.00	-0.13	7.89	3	V	231	2.21	-
AV	5.1736G	101.74	Inf	-Inf	7.92	3	V	231	2.21	-
PK	5.1496G	67.42	74.00	-6.58	7.89	3	V	231	2.21	-
PK	5.1984G	112.83	Inf	-Inf	7.94	3	V	231	2.21	-
AV	15.57212G	48.24	54.00	-5.76	19.34	3	H	196	1.72	-
PK	15.57372G	61.59	74.00	-12.41	19.33	3	H	196	1.72	-
AV	15.56562G	48.40	54.00	-5.60	19.35	3	V	129	1.20	-
PK	15.5722G	62.10	74.00	-11.90	19.33	3	V	129	1.20	-

RE TX above 1GHz;Band:5.2G;VHT40,BF;BWch:40MHz;Nss:2,(M0);Nant:4;Ch:5190MHz;TX

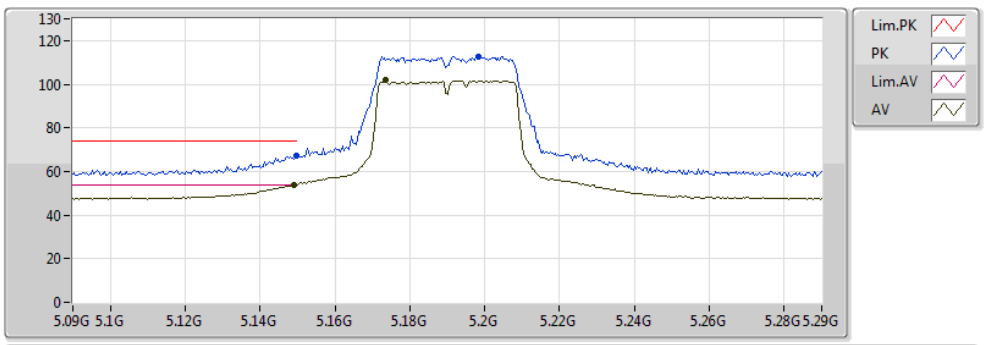

20161110
EUT Y_4T2S TXBF
Setting 19
06-W-3-10

Type	Freq(Hz)	Level(dBuV/m)	Limit(dBuV/m)	Margin(dB)	Factor(dB)	Dist(m)	Pol.(H/V)	Azimuth(°)	Height(m)	Comments
AV	5.1492G	53.87	54.00	-0.13	7.89	3	V	231	2.21	-
AV	5.1736G	101.74	Inf	-Inf	7.92	3	V	231	2.21	-
PK	5.1496G	67.42	74.00	-6.58	7.89	3	V	231	2.21	-
PK	5.1984G	112.83	Inf	-Inf	7.94	3	V	231	2.21	-

RE TX above 1GHz;Band:5.2G;VHT40,BF;BWch:40MHz;Nss:2,(M0);Nant:4;Ch:5190MHz;TX

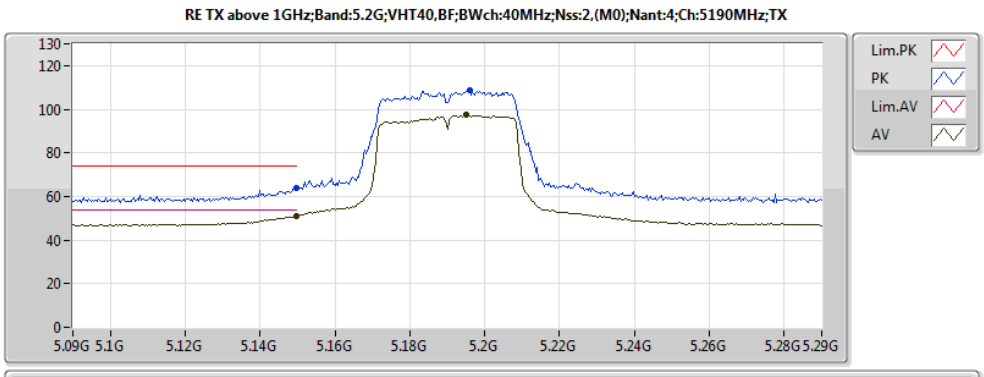

20161110
EUT Y_4T2S TXBF
Setting 19
06-W-3-10

Type	Freq(Hz)	Level(dBuV/m)	Limit(dBuV/m)	Margin(dB)	Factor(dB)	Dist(m)	Pol.(H/V)	Azimuth(°)	Height(m)	Comments
AV	5.1496G	51.10	54.00	-2.90	7.89	3	H	313	1.87	-
AV	5.1952G	97.69	Inf	-Inf	7.94	3	H	313	1.87	-
PK	5.1496G	63.80	74.00	-10.20	7.89	3	H	313	1.87	-
PK	5.196G	108.87	Inf	-Inf	7.94	3	H	313	1.87	-

RE TX above 1GHz;Band:5.2G;VHT40,BF;BWch:40MHz;Nss:2,(M0);Nant:4;Ch:5190MHz;TX

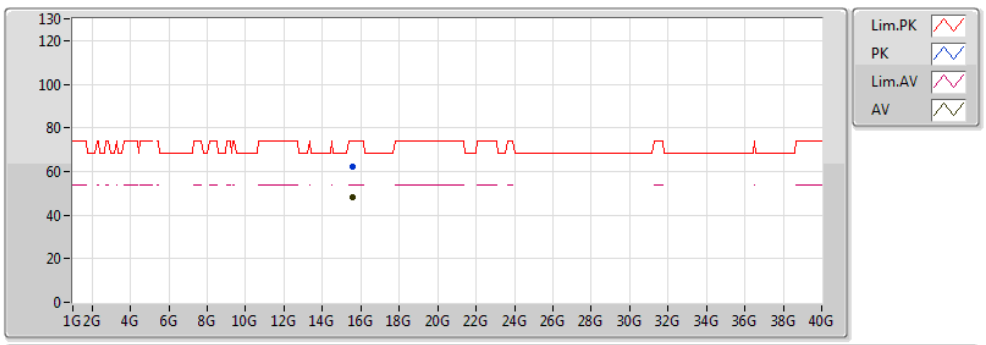

20161110
EUT Y_4T2S TXBF
Setting 19
06-W-3

Type	Freq(Hz)	Level(dBuV/m)	Limit(dBuV/m)	Margin(dB)	Factor(dB)	Dist(m)	Pol.(H/V)	Azimuth(°)	Height(m)	Comments
AV	15.56562G	48.40	54.00	-5.60	19.35	3	V	129	1.20	-
PK	15.5722G	62.10	74.00	-11.90	19.33	3	V	129	1.20	-

RE TX above 1GHz;Band:5.2G;VHT40,BF;BWch:40MHz;Nss:2,(M0);Nant:4;Ch:5190MHz;TX

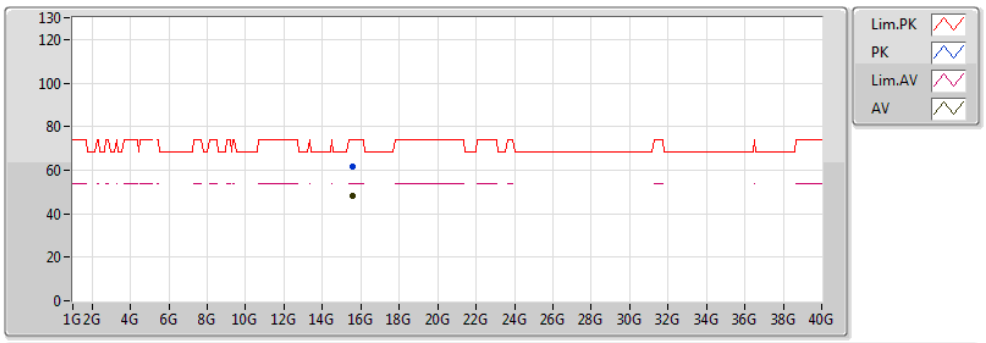

20161110
EUT Y_4T2S TXBF
Setting 19
06-W-3

Type	Freq(Hz)	Level(dBuV/m)	Limit(dBuV/m)	Margin(dB)	Factor(dB)	Dist(m)	Pol.(H/V)	Azimuth(°)	Height(m)	Comments
AV	15.57212G	48.24	54.00	-5.76	19.34	3	H	196	1.72	-
PK	15.57372G	61.59	74.00	-12.41	19.33	3	H	196	1.72	-

RE TX above 1GHz;Band:5.2G;VHT40,BF;BWch:40MHz;Nss:2,(M0);Nant:4;Ch:5230MHz;TX

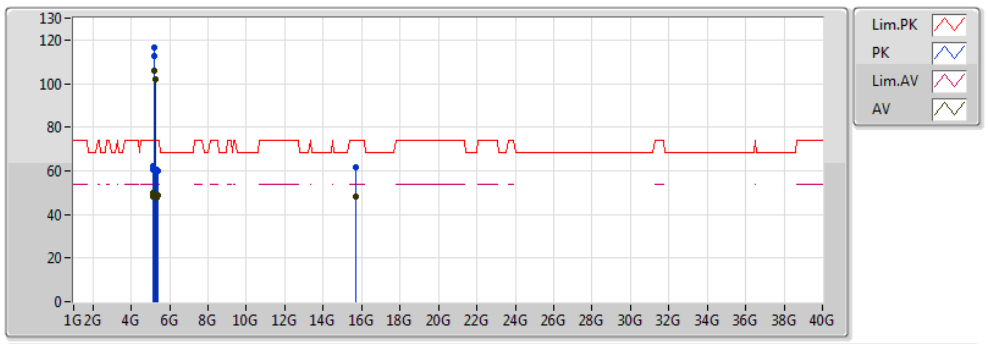

20161110
EUT Y_4T2S TXBF
Setting 23
06-W-3

Type	Freq(Hz)	Level(dBuV/m)	Limit(dBuV/m)	Margin(dB)	Factor(dB)	Dist(m)	Pol.(H/V)	Azimuth(°)	Height(m)	Comments
AV	5.1496G	48.02	54.00	-5.98	7.89	3	H	335	2.49	-
AV	5.2378G	101.78	Inf	-Inf	8.02	3	H	335	2.49	-
AV	5.3506G	47.56	54.00	-6.44	8.25	3	H	335	2.49	-
PK	5.1442G	60.43	74.00	-13.57	7.89	3	H	335	2.49	-
PK	5.221G	112.55	Inf	-Inf	7.98	3	H	335	2.49	-
PK	5.3764G	59.84	74.00	-14.16	8.30	3	H	335	2.49	-
AV	5.1496G	49.88	54.00	-4.12	7.89	3	V	315	2.50	-
AV	5.2264G	105.72	Inf	-Inf	7.99	3	V	315	2.50	-
AV	5.3596G	48.60	54.00	-5.40	8.27	3	V	315	2.50	-
PK	5.1478G	62.40	74.00	-11.60	7.89	3	V	315	2.50	-
PK	5.2252G	116.35	Inf	-Inf	7.99	3	V	315	2.50	-
PK	5.3524G	60.75	74.00	-13.25	8.25	3	V	315	2.50	-
AV	15.69348G	48.37	54.00	-5.63	18.97	3	H	141	1.84	-
PK	15.69452G	61.44	74.00	-12.56	18.97	3	H	141	1.84	-
AV	15.68776G	48.44	54.00	-5.56	18.99	3	V	42	1.99	-
PK	15.69262G	61.87	74.00	-12.13	18.98	3	V	42	1.99	-

RE TX above 1GHz;Band:5.2G;VHT40,BF;BWch:40MHz;Nss:2,(M0);Nant:4;Ch:5230MHz;TX

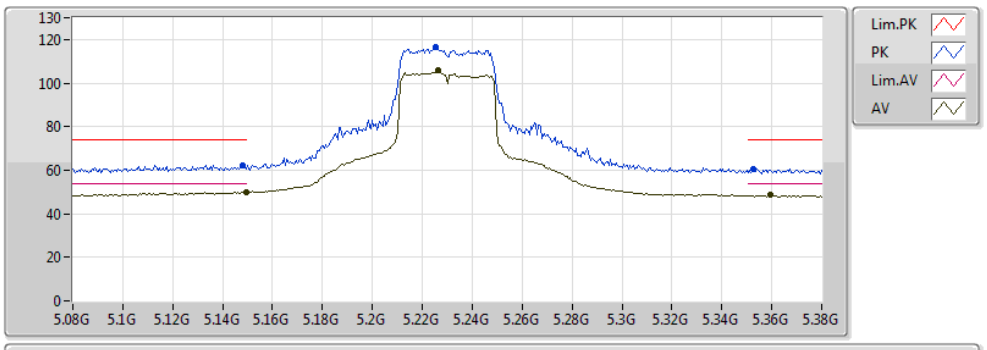

20161110
EUT Y_4T2S TXBF
Setting 23
06-W-3-10

Type	Freq(Hz)	Level(dBuV/m)	Limit(dBuV/m)	Margin(dB)	Factor(dB)	Dist(m)	Pol.(H/V)	Azimuth(°)	Height(m)	Comments
AV	5.1496G	49.88	54.00	-4.12	7.89	3	V	315	2.50	-
AV	5.2264G	105.72	Inf	-Inf	7.99	3	V	315	2.50	-
AV	5.3596G	48.60	54.00	-5.40	8.27	3	V	315	2.50	-
PK	5.1478G	62.40	74.00	-11.60	7.89	3	V	315	2.50	-
PK	5.2252G	116.35	Inf	-Inf	7.99	3	V	315	2.50	-
PK	5.3524G	60.75	74.00	-13.25	8.25	3	V	315	2.50	-

RE TX above 1GHz;Band:5.2G;VHT40,BF;BWch:40MHz;Nss:2,(M0);Nant:4;Ch:5230MHz;TX

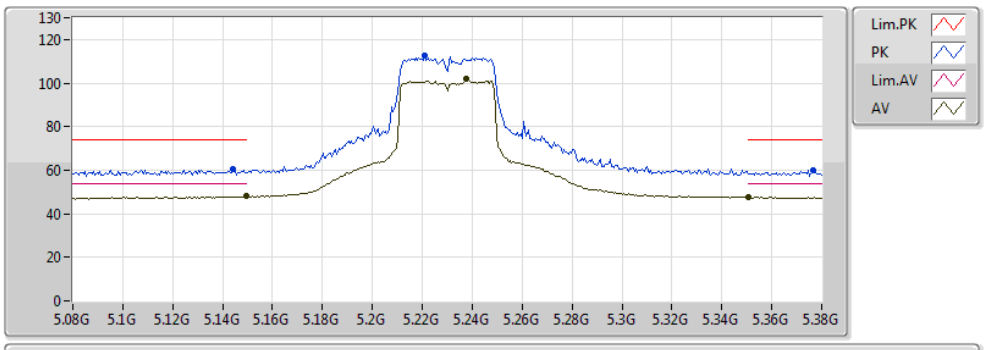

20161110
EUT Y_4T2S TXBF
Setting 23
06-W-3-10

Type	Freq(Hz)	Level(dBuV/m)	Limit(dBuV/m)	Margin(dB)	Factor(dB)	Dist(m)	Pol.(H/V)	Azimuth(°)	Height(m)	Comments
AV	5.1496G	48.02	54.00	-5.98	7.89	3	H	335	2.49	-
AV	5.2378G	101.78	Inf	-Inf	8.02	3	H	335	2.49	-
AV	5.3506G	47.56	54.00	-6.44	8.25	3	H	335	2.49	-
PK	5.1442G	60.43	74.00	-13.57	7.89	3	H	335	2.49	-
PK	5.221G	112.55	Inf	-Inf	7.98	3	H	335	2.49	-
PK	5.3764G	59.84	74.00	-14.16	8.30	3	H	335	2.49	-

RE TX above 1GHz;Band:5.2G;VHT40,BF;BWch:40MHz;Nss:2,(M0);Nant:4;Ch:5230MHz;TX

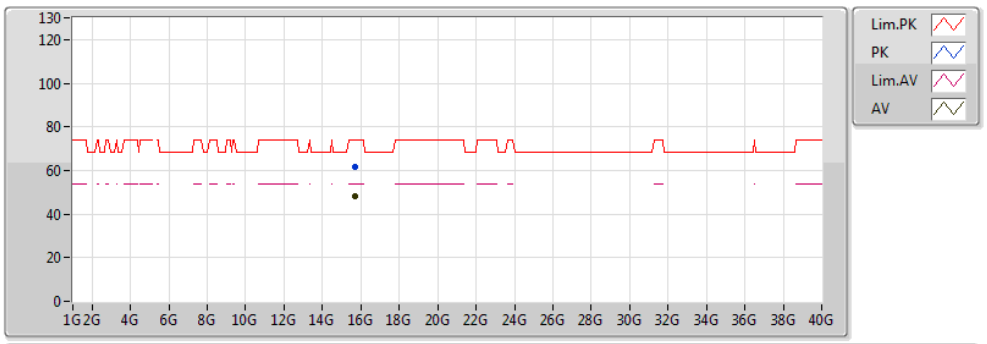

20161110
EUT Y_4T2S TXBF
Setting 23
06-W-3

Type	Freq(Hz)	Level(dBuV/m)	Limit(dBuV/m)	Margin(dB)	Factor(dB)	Dist(m)	Pol.(H/V)	Azimuth(°)	Height(m)	Comments
AV	15.68776G	48.44	54.00	-5.56	18.99	3	V	42	1.99	-
PK	15.69262G	61.87	74.00	-12.13	18.98	3	V	42	1.99	-

RE TX above 1GHz;Band:5.2G;VHT40,BF;BWch:40MHz;Nss:2,(M0);Nant:4;Ch:5230MHz;TX

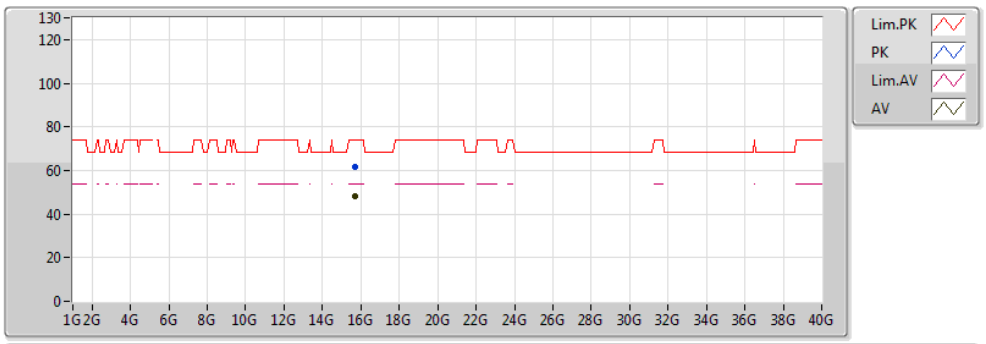

20161110
EUT Y_4T2S TXBF
Setting 23
06-W-3

Type	Freq(Hz)	Level(dBuV/m)	Limit(dBuV/m)	Margin(dB)	Factor(dB)	Dist(m)	Pol.(H/V)	Azimuth(°)	Height(m)	Comments
AV	15.69348G	48.37	54.00	-5.63	18.97	3	H	141	1.84	-
PK	15.69452G	61.44	74.00	-12.56	18.97	3	H	141	1.84	-

RE TX above 1GHz;Band:5.8G;VHT40,BF;BWch:40MHz;Nss:2,(M0);Nant:4;Ch:5755MHz;TX

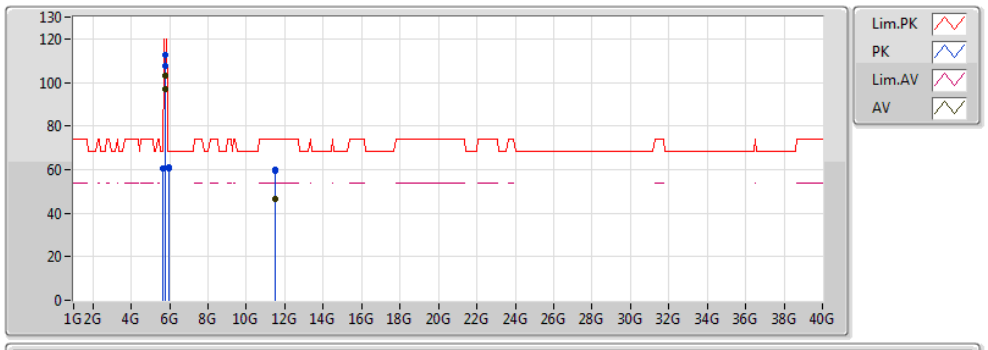

20161111
EUT Y_4T2S TXBF
Setting 23
06-S-6

Type	Freq(Hz)	Level(dBuV/m)	Limit(dBuV/m)	Margin(dB)	Factor(dB)	Dist(m)	Pol.(H/V)	Azimuth(°)	Height(m)	Comments
AV	5.772G	96.69	Inf	-Inf	8.92	3	H	205	1.03	-
PK	5.63G	60.76	68.20	-7.44	8.87	3	H	205	1.03	-
PK	5.764G	107.31	Inf	-Inf	8.92	3	H	205	1.03	-
PK	5.979G	60.72	68.20	-7.48	9.47	3	H	205	1.03	-
AV	5.752G	103.11	Inf	-Inf	8.92	3	V	241	1.38	-
PK	5.622G	60.49	68.20	-7.71	8.87	3	V	241	1.38	-
PK	5.747G	112.43	Inf	-Inf	8.91	3	V	241	1.38	-
PK	5.973G	60.96	68.20	-7.24	9.45	3	V	241	1.38	-
AV	11.51192G	46.40	54.00	-7.60	17.76	3	H	39	1.69	-
PK	11.51112G	59.56	74.00	-14.44	17.77	3	H	39	1.69	-
AV	11.50946G	46.30	54.00	-7.70	17.77	3	V	211	1.76	-
PK	11.5073G	59.91	74.00	-14.09	17.77	3	V	211	1.76	-

RE TX above 1GHz;Band:5.8G;VHT40,BF;BWch:40MHz;Nss:2,(M0);Nant:4;Ch:5755MHz;TX

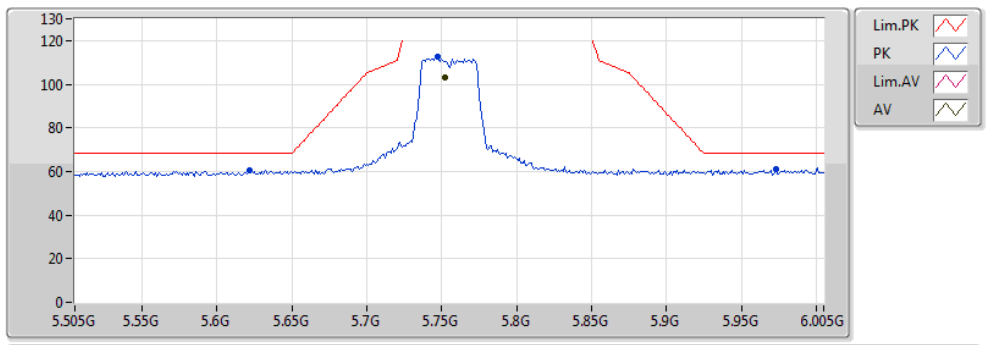

20161111
EUT Y_4T2S TXBF
Setting 23
06-S-6-10

Type	Freq(Hz)	Level(dBuV/m)	Limit(dBuV/m)	Margin(dB)	Factor(dB)	Dist(m)	Pol.(H/V)	Azimuth(°)	Height(m)	Comments
AV	5.752G	103.11	Inf	-Inf	8.92	3	V	241	1.38	-
PK	5.622G	60.49	68.20	-7.71	8.87	3	V	241	1.38	-
PK	5.747G	112.43	Inf	-Inf	8.91	3	V	241	1.38	-
PK	5.973G	60.96	68.20	-7.24	9.45	3	V	241	1.38	-

RE TX above 1GHz;Band:5.8G;VHT40,BF;BWch:40MHz;Nss:2,(M0);Nant:4;Ch:5755MHz;TX

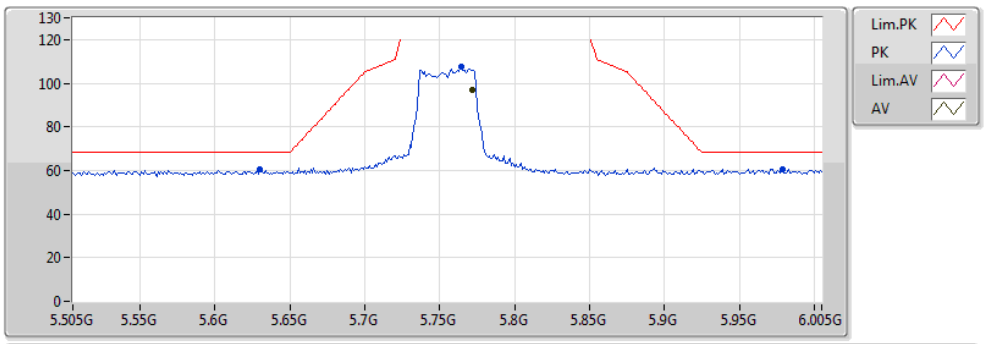

20161111
EUT Y_4T2S TXBF
Setting 23
06-S-6-10

Type	Freq(Hz)	Level(dBuV/m)	Limit(dBuV/m)	Margin(dB)	Factor(dB)	Dist(m)	Pol.(H/V)	Azimuth(°)	Height(m)	Comments
AV	5.772G	96.69	Inf	-Inf	8.92	3	H	205	1.03	-
PK	5.63G	60.76	68.20	-7.44	8.87	3	H	205	1.03	-
PK	5.764G	107.31	Inf	-Inf	8.92	3	H	205	1.03	-
PK	5.979G	60.72	68.20	-7.48	9.47	3	H	205	1.03	-

RE TX above 1GHz;Band:5.8G;VHT40,BF;BWch:40MHz;Nss:2,(M0);Nant:4;Ch:5755MHz;TX

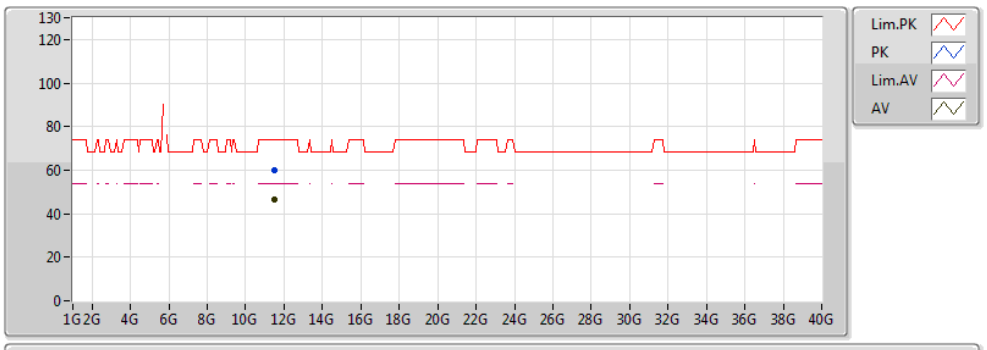

20161111
EUT Y_4T2S TXBF
Setting 23
06-S-6

Type	Freq(Hz)	Level(dBuV/m)	Limit(dBuV/m)	Margin(dB)	Factor(dB)	Dist(m)	Pol.(H/V)	Azimuth(°)	Height(m)	Comments
AV	11.50946G	46.30	54.00	-7.70	17.77	3	V	211	1.76	-
PK	11.5073G	59.91	74.00	-14.09	17.77	3	V	211	1.76	-

RE TX above 1GHz;Band:5.8G;VHT40,BF;BWch:40MHz;Nss:2,(M0);Nant:4;Ch:5755MHz;TX

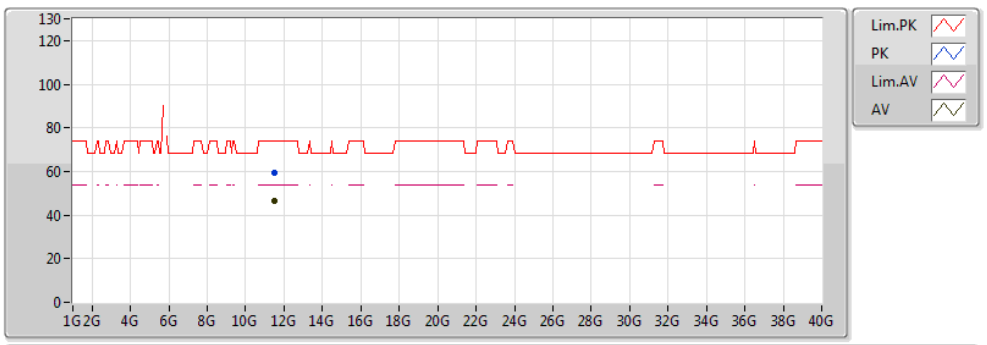

20161111
EUT Y_4T2S TXBF
Setting 23
06-S-6

Type	Freq(Hz)	Level(dBuV/m)	Limit(dBuV/m)	Margin(dB)	Factor(dB)	Dist(m)	Pol.(H/V)	Azimuth(°)	Height(m)	Comments
AV	11.51192G	46.40	54.00	-7.60	17.76	3	H	39	1.69	-
PK	11.51112G	59.56	74.00	-14.44	17.77	3	H	39	1.69	-

RE TX above 1GHz;Band:5.8G;VHT40,BF;BWch:40MHz;Nss:2,(M0);Nant:4;Ch:5795MHz;TX

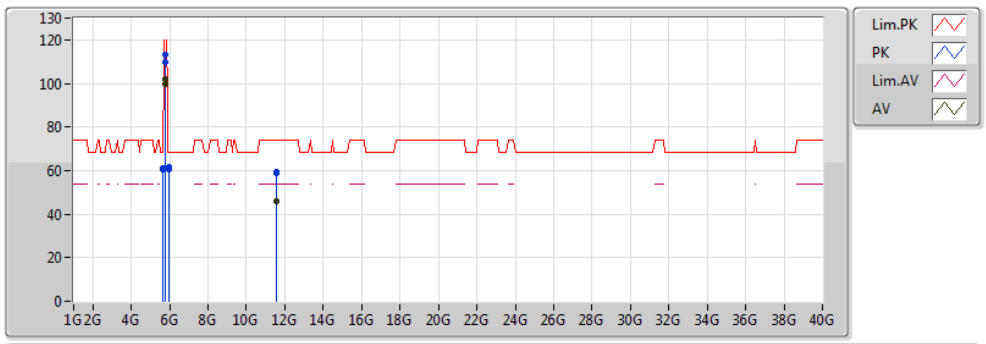

20161111
EUT Y_4T2S TXBF
Setting 23
06-S-6

Type	Freq(Hz)	Level(dBuV/m)	Limit(dBuV/m)	Margin(dB)	Factor(dB)	Dist(m)	Pol.(H/V)	Azimuth(°)	Height(m)	Comments
AV	5.803G	99.50	Inf	-Inf	8.94	3	H	299	1.90	-
PK	5.624G	60.63	68.20	-7.57	8.87	3	H	299	1.90	-
PK	5.778G	109.81	Inf	-Inf	8.92	3	H	299	1.90	-
PK	5.98G	60.42	68.20	-7.78	9.47	3	H	299	1.90	-
AV	5.803G	102.20	Inf	-Inf	8.94	3	V	130	1.41	-
PK	5.62G	61.04	68.20	-7.16	8.87	3	V	130	1.41	-
PK	5.793G	113.28	Inf	-Inf	8.93	3	V	130	1.41	-
PK	5.959G	61.42	68.20	-6.78	9.41	3	V	130	1.41	-
AV	11.59288G	46.12	54.00	-7.88	17.69	3	H	221	2.16	-
PK	11.58602G	59.55	74.00	-14.45	17.71	3	H	221	2.16	-
AV	11.5891G	45.96	54.00	-8.04	17.70	3	V	60	1.85	-
PK	11.5892G	59.10	74.00	-14.90	17.71	3	V	60	1.85	-

RE TX above 1GHz;Band:5.8G;VHT40,BF;BWch:40MHz;Nss:2,(M0);Nant:4;Ch:5795MHz;TX

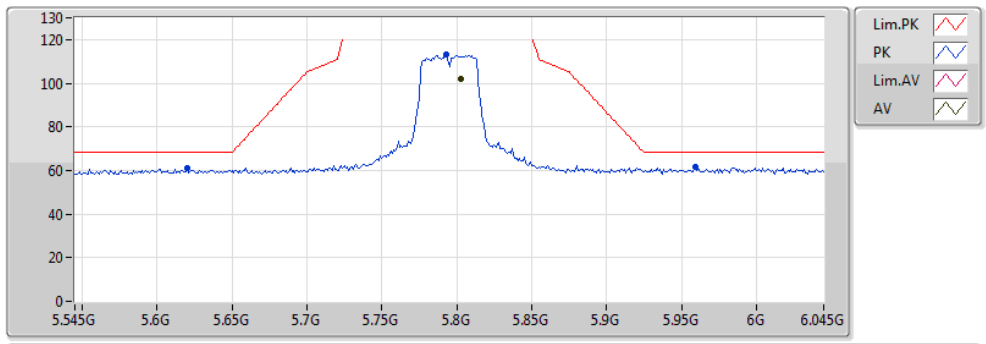

20161111
EUT Y_4T2S TXBF
Setting 23
06-S-6-10

Type	Freq(Hz)	Level(dBuV/m)	Limit(dBuV/m)	Margin(dB)	Factor(dB)	Dist(m)	Pol.(H/V)	Azimuth(°)	Height(m)	Comments
AV	5.803G	102.20	Inf	-Inf	8.94	3	V	130	1.41	-
PK	5.62G	61.04	68.20	-7.16	8.87	3	V	130	1.41	-
PK	5.793G	113.28	Inf	-Inf	8.93	3	V	130	1.41	-
PK	5.959G	61.42	68.20	-6.78	9.41	3	V	130	1.41	-

RE TX above 1GHz;Band:5.8G;VHT40,BF;BWch:40MHz;Nss:2,(M0);Nant:4;Ch:5795MHz;TX

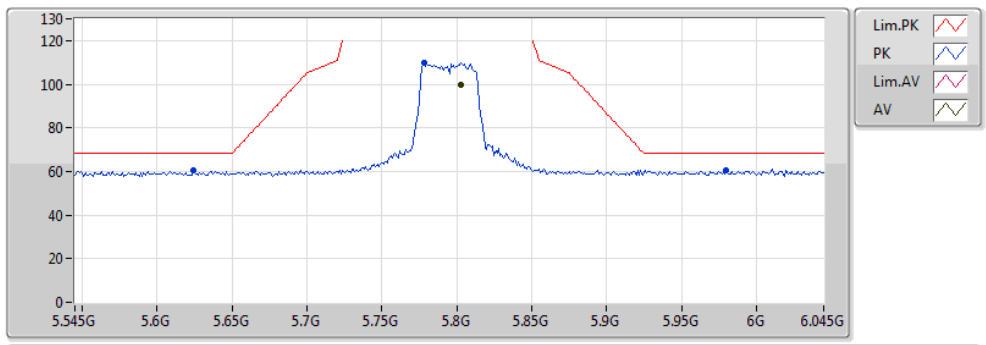

20161111
EUT Y_4T2S TXBF
Setting 23
06-S-6-10

Type	Freq(Hz)	Level(dBuV/m)	Limit(dBuV/m)	Margin(dB)	Factor(dB)	Dist(m)	Pol.(H/V)	Azimuth(°)	Height(m)	Comments
AV	5.803G	99.50	Inf	-Inf	8.94	3	H	299	1.90	-
PK	5.624G	60.63	68.20	-7.57	8.87	3	H	299	1.90	-
PK	5.778G	109.81	Inf	-Inf	8.92	3	H	299	1.90	-
PK	5.98G	60.42	68.20	-7.78	9.47	3	H	299	1.90	-

RE TX above 1GHz;Band:5.8G;VHT40,BF;BWch:40MHz;Nss:2,(M0);Nant:4;Ch:5795MHz;TX

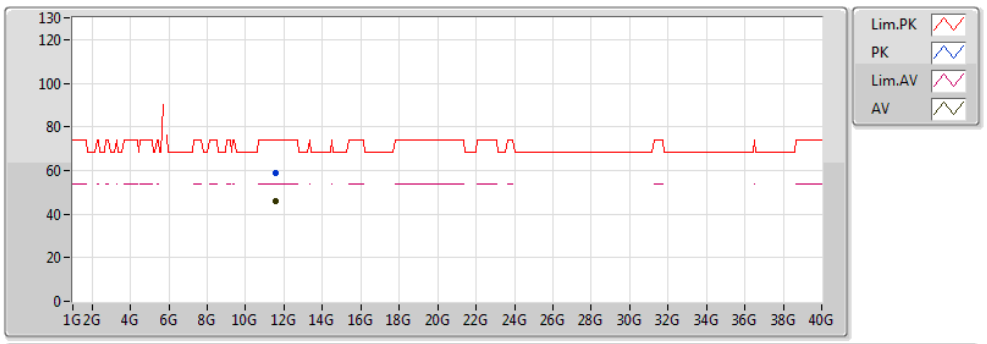

20161111
EUT Y_4T2S TXBF
Setting 23
06-S-6

Type	Freq(Hz)	Level(dBuV/m)	Limit(dBuV/m)	Margin(dB)	Factor(dB)	Dist(m)	Pol.(H/V)	Azimuth(°)	Height(m)	Comments
AV	11.5891G	45.96	54.00	-8.04	17.70	3	V	60	1.85	-
PK	11.5892G	59.10	74.00	-14.90	17.71	3	V	60	1.85	-

RE TX above 1GHz;Band:5.8G;VHT40,BF;BWch:40MHz;Nss:2,(M0);Nant:4;Ch:5795MHz;TX

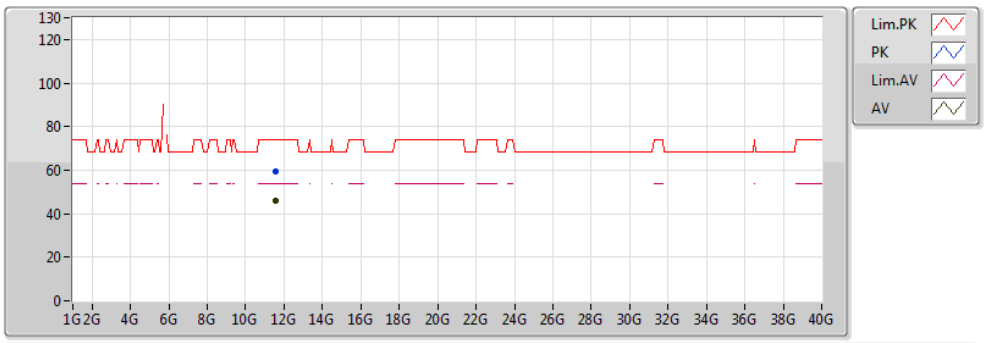

20161111
EUT Y_4T2S TXBF
Setting 23
06-S-6

Type	Freq(Hz)	Level(dBuV/m)	Limit(dBuV/m)	Margin(dB)	Factor(dB)	Dist(m)	Pol.(H/V)	Azimuth(°)	Height(m)	Comments
AV	11.59288G	46.12	54.00	-7.88	17.69	3	H	221	2.16	-
PK	11.58602G	59.55	74.00	-14.45	17.71	3	H	221	2.16	-

RE TX above 1GHz;Band:5.8G;VHT80,BF;BWch:80MHz;Nss:2,(M0);Nant:4;Ch:5775MHz;TX

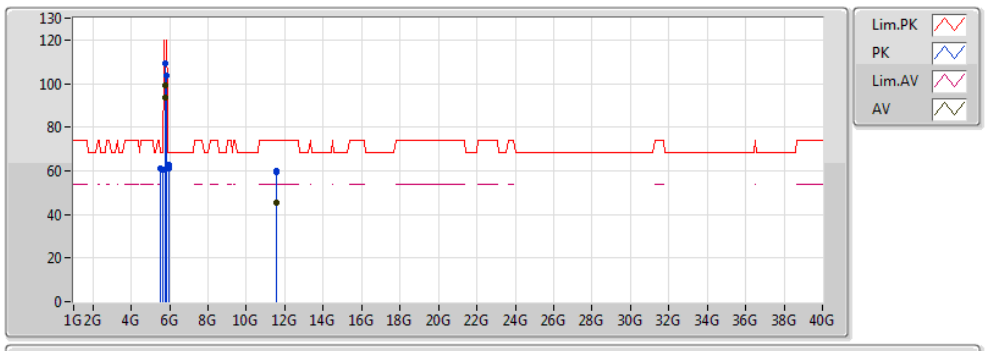

20161111
EUT Y_4T2S TXBF
Setting 23
06-S-6

Type	Freq(Hz)	Level(dBuV/m)	Limit(dBuV/m)	Margin(dB)	Factor(dB)	Dist(m)	Pol.(H/V)	Azimuth(°)	Height(m)	Comments
AV	5.777G	93.34	Inf	-Inf	8.92	3	H	31	1.53	-
PK	5.63G	60.48	68.20	-7.72	8.87	3	H	31	1.53	-
PK	5.807G	103.87	Inf	-Inf	8.95	3	H	31	1.53	-
PK	5.965G	61.04	68.20	-7.16	9.43	3	H	31	1.53	-
AV	5.778G	99.22	Inf	-Inf	8.92	3	V	237	2.06	-
PK	5.526G	61.25	68.20	-6.95	8.65	3	V	237	2.06	-
PK	5.74G	109.45	Inf	-Inf	8.91	3	V	237	2.06	-
PK	5.959G	62.61	68.20	-5.59	9.41	3	V	237	2.06	-
AV	11.547G	45.40	54.00	-8.60	17.73	3	H	343	1.04	-
PK	11.56152G	60.17	74.00	-13.83	17.72	3	H	343	1.04	-
AV	11.535G	45.39	54.00	-8.61	17.74	3	V	175	2.20	-
PK	11.54982G	59.59	74.00	-14.41	17.73	3	V	175	2.20	-

RE TX above 1GHz;Band:5.8G;VHT80,BF;BWch:80MHz;Nss:2,(M0);Nant:4;Ch:5775MHz;TX

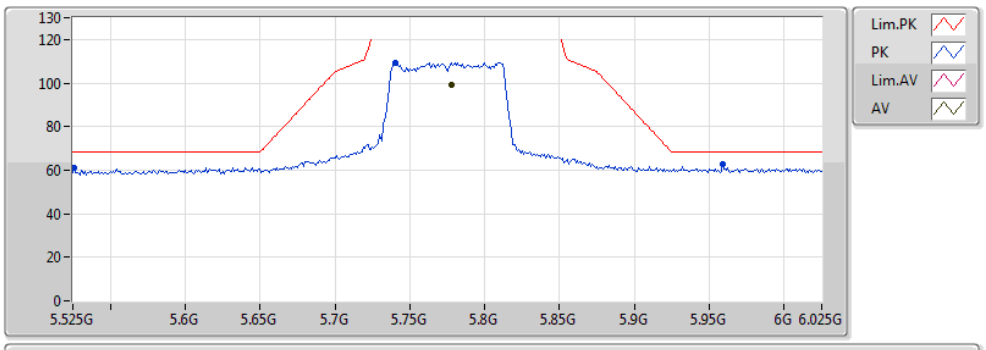

20161111
EUT Y_4T2S TXBF
Setting 23
06-S-6-10

Type	Freq(Hz)	Level(dBuV/m)	Limit(dBuV/m)	Margin(dB)	Factor(dB)	Dist(m)	Pol.(H/V)	Azimuth(°)	Height(m)	Comments
AV	5.778G	99.22	Inf	-Inf	8.92	3	V	237	2.06	-
PK	5.526G	61.25	68.20	-6.95	8.65	3	V	237	2.06	-
PK	5.74G	109.45	Inf	-Inf	8.91	3	V	237	2.06	-
PK	5.959G	62.61	68.20	-5.59	9.41	3	V	237	2.06	-

RE TX above 1GHz;Band:5.8G;VHT80,BF;BWch:80MHz;Nss:2,(M0);Nant:4;Ch:5775MHz;TX

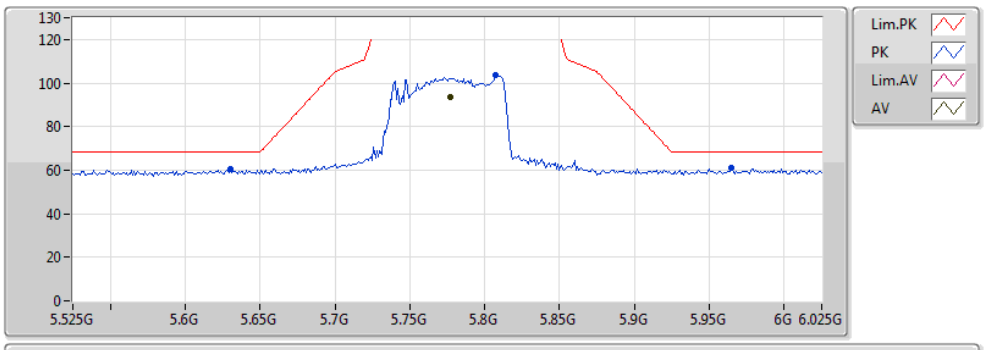

20161111
EUT Y_4T2S TXBF
Setting 23
06-S-6-10

Type	Freq(Hz)	Level(dBuV/m)	Limit(dBuV/m)	Margin(dB)	Factor(dB)	Dist(m)	Pol.(H/V)	Azimuth(°)	Height(m)	Comments
AV	5.777G	93.34	Inf	-Inf	8.92	3	H	31	1.53	-
PK	5.63G	60.48	68.20	-7.72	8.87	3	H	31	1.53	-
PK	5.807G	103.87	Inf	-Inf	8.95	3	H	31	1.53	-
PK	5.965G	61.04	68.20	-7.16	9.43	3	H	31	1.53	-

RE TX above 1GHz;Band:5.8G;VHT80,BF;BWch:80MHz;Nss:2,(M0);Nant:4;Ch:5775MHz;TX

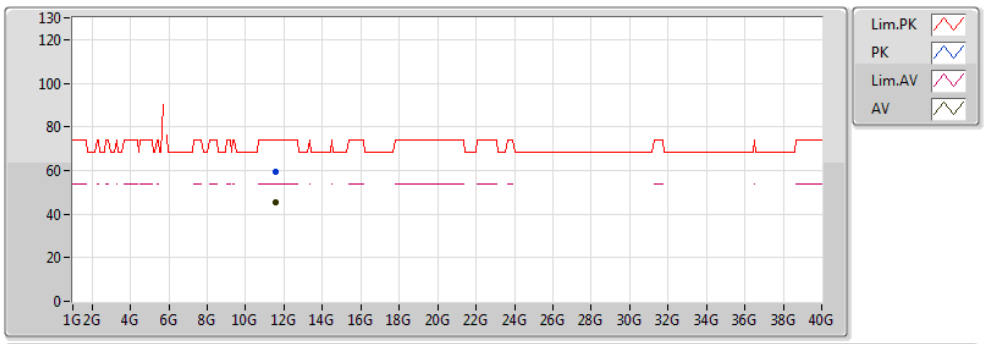

20161111
EUT Y_4T2S TXBF
Setting 23
06-S-6

Type	Freq(Hz)	Level(dBuV/m)	Limit(dBuV/m)	Margin(dB)	Factor(dB)	Dist(m)	Pol.(H/V)	Azimuth(°)	Height(m)	Comments
AV	11.535G	45.39	54.00	-8.61	17.74	3	V	175	2.20	-
PK	11.54982G	59.59	74.00	-14.41	17.73	3	V	175	2.20	-

RE TX above 1GHz;Band:5.8G;VHT80,BF;BWch:80MHz;Nss:2,(M0);Nant:4;Ch:5775MHz;TX

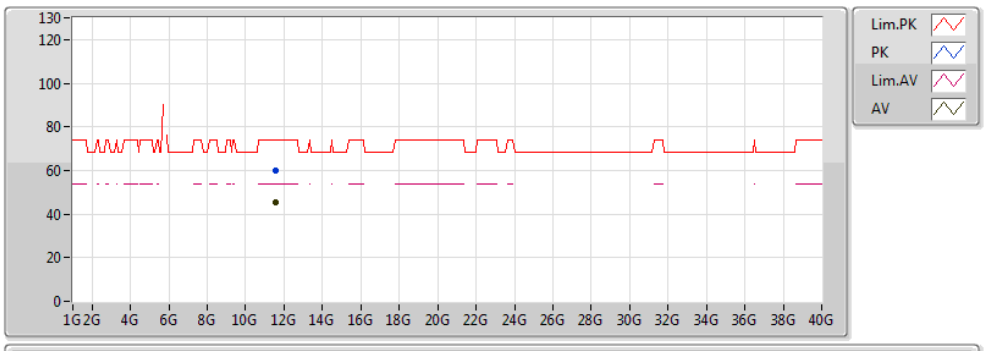

20161111
EUT Y_4T2S TXBF
Setting 23
06-S-6

Type	Freq(Hz)	Level(dBuV/m)	Limit(dBuV/m)	Margin(dB)	Factor(dB)	Dist(m)	Pol.(H/V)	Azimuth(°)	Height(m)	Comments
AV	11.547G	45.40	54.00	-8.60	17.73	3	H	343	1.04	-
PK	11.56152G	60.17	74.00	-13.83	17.72	3	H	343	1.04	-

Mode: 20 MHz / Chain 4

Voltage vs. Frequency Stability

Voltage	Measurement Frequency (MHz)			
(V)	5200 MHz			
	0 Minute	2 Minute	5 Minute	10 Minute
126.50	5199.9638	5199.9628	5199.9622	5199.9620
110.00	5199.9635	5199.9630	5199.9629	5199.9627
93.50	5199.9629	5199.9621	5199.9617	5199.9616
Max. Deviation (MHz)	**0.0371**	**0.0379**	**0.0383**	**0.0384**
Max. Deviation (ppm)	**7.13**	**7.29**	**7.37**	**7.38**
Result	Pass			

Temperature vs. Frequency Stability

Temperature	Measurement Frequency (MHz)			
(℃)	5200 MHz			
	0 Minute	2 Minute	5 Minute	10 Minute
-30	5199.9595	5199.9587	5199.9580	5199.9579
-20	5199.9610	5199.9605	5199.9603	5199.9594
-10	5199.9627	5199.9621	5199.9617	5199.9607
0	5199.9630	5199.9621	5199.9617	5199.9608
10	5199.9634	5199.9627	5199.9621	5199.9619
20	5199.9635	5199.9625	5199.9620	5199.9614
30	5199.9958	5199.9948	5199.9946	5199.9936
40	5199.9977	5199.9974	5199.9968	5199.9961
50	5199.9984	5199.9975	5199.9967	5199.9959
Max. Deviation (MHz)	**0.0405**	**0.0413**	**0.0420**	**0.0421**
Max. Deviation (ppm)	**7.79**	**7.94**	**8.08**	**8.10**
Result	Pass			

Voltage vs. Frequency Stability

Voltage	Measurement Frequency (MHz)			
(V)	5785 MHz			
	0 Minute	2 Minute	5 Minute	10 Minute
126.50	5784.9642	5784.9640	5784.9639	5784.9629
110.00	5784.9635	5784.9632	5784.9627	5784.9619
93.50	5784.9627	5784.9623	5784.9615	5784.9609
Max. Deviation (MHz)	**0.0373**	**0.0377**	**0.0385**	**0.0391**
Max. Deviation (ppm)	**6.45**	**6.52**	**6.66**	**6.76**
Result	Pass			

Temperature vs. Frequency Stability

Temperature	Measurement Frequency (MHz)			
(℃)	5785 MHz			
	0 Minute	2 Minute	5 Minute	10 Minute
-30	5784.9565	5784.9558	5784.9554	5784.9544
-20	5784.9582	5784.9575	5784.9566	5784.9557
-10	5784.9600	5784.9592	5784.9588	5784.9578
0	5784.9612	5784.9610	5784.9605	5784.9601
10	5784.9622	5784.9621	5784.9620	5784.9614
20	5784.9635	5784.9631	5784.9623	5784.9615
30	5784.9958	5784.9951	5784.9944	5784.9935
40	5784.9964	5784.9960	5784.9959	5784.9954
50	5784.9962	5784.9959	5784.9950	5784.9942
Max. Deviation (MHz)	**0.0435**	**0.0442**	**0.0446**	**0.0456**
Max. Deviation (ppm)	**7.52**	**7.64**	**7.71**	**7.88**
Result	Pass			

Mode: 40 MHz / Chain 4

Voltage vs. Frequency Stability

Voltage	Measurement Frequency (MHz)			
(V)	5190 MHz			
	0 Minute	2 Minute	5 Minute	10 Minute
126.50	5189.9638	5189.9632	5189.9629	5189.9628
110.00	5189.9635	5189.9631	5189.9621	5189.9616
93.50	5189.9634	5189.9626	5189.9620	5189.9611
Max. Deviation (MHz)	**0.0366**	**0.0374**	**0.0380**	**0.0389**
Max. Deviation (ppm)	**7.05**	**7.21**	**7.32**	**7.50**
Result	Pass			

Temperature vs. Frequency Stability

Temperature	Measurement Frequency (MHz)			
(℃)	5190 MHz			
	0 Minute	2 Minute	5 Minute	10 Minute
-30	5189.9580	5189.9571	5189.9567	5189.9560
-20	5189.9597	5189.9592	5189.9583	5189.9574
-10	5189.9608	5189.9601	5189.9593	5189.9588
0	5189.9612	5189.9602	5189.9593	5189.9589
10	5189.9624	5189.9623	5189.9617	5189.9616
20	5189.9635	5189.9628	5189.9619	5189.9612
30	5189.9958	5189.9951	5189.9947	5189.9937
40	5189.9973	5189.9970	5189.9968	5189.9963
50	5189.9653	5189.9651	5189.9649	5189.9642
Max. Deviation (MHz)	**0.0420**	**0.0429**	**0.0433**	**0.0440**
Max. Deviation (ppm)	**8.09**	**8.27**	**8.34**	**8.48**
Result	Pass			

Voltage vs. Frequency Stability

Voltage	Measurement Frequency (MHz)			
(V)	5755 MHz			
	0 Minute	2 Minute	5 Minute	10 Minute
126.50	5754.9641	5754.9635	5754.9628	5754.9627
110.00	5754.9635	5754.9625	5754.9624	5754.9616
93.50	5754.9629	5754.9620	5754.9617	5754.9616
Max. Deviation (MHz)	**0.0371**	**0.0380**	**0.0383**	**0.0384**
Max. Deviation (ppm)	**6.45**	**6.60**	**6.66**	**6.67**
Result	Pass			

Temperature vs. Frequency Stability

Temperature	Measurement Frequency (MHz)			
(℃)	5755 MHz			
	0 Minute	2 Minute	5 Minute	10 Minute
-30	5754.9564	5754.9557	5754.9547	5754.9540
-20	5754.9579	5754.9576	5754.9569	5754.9566
-10	5754.9598	5754.9589	5754.9588	5754.9583
0	5754.9614	5754.9613	5754.9612	5754.9602
10	5754.9619	5754.9611	5754.9602	5754.9596
20	5754.9635	5754.9632	5754.9623	5754.9620
30	5754.9958	5754.9954	5754.9953	5754.9943
40	5754.9963	5754.9956	5754.9947	5754.9938
50	5754.9642	5754.9635	5754.9628	5754.9623
Max. Deviation (MHz)	**0.0436**	**0.0443**	**0.0453**	**0.0460**
Max. Deviation (ppm)	**7.58**	**7.70**	**7.87**	**7.99**
Result	Pass			

Mode: 80 MHz / Chain 4

Voltage vs. Frequency Stability

Voltage	Measurement Frequency (MHz)			
(V)	5210 MHz			
	0 Minute	2 Minute	5 Minute	10 Minute
126.50	5209.9636	5209.9632	5209.9628	5209.9624
110.00	5209.9635	5209.9632	5209.9622	5209.9615
93.50	5209.9628	5209.9626	5209.9621	5209.9614
Max. Deviation (MHz)	**0.0372**	**0.0374**	**0.0379**	**0.0386**
Max. Deviation (ppm)	**7.14**	**7.18**	**7.27**	**7.41**
Result	Pass			

Temperature vs. Frequency Stability

Temperature	Measurement Frequency (MHz)			
(℃)	5210 MHz			
	0 Minute	2 Minute	5 Minute	10 Minute
-30	5209.9579	5209.9575	5209.9574	5209.9573
-20	5209.9587	5209.9577	5209.9569	5209.9560
-10	5209.9598	5209.9588	5209.9587	5209.9586
0	5209.9604	5209.9601	5209.9596	5209.9587
10	5209.9619	5209.9613	5209.9605	5209.9604
20	5209.9635	5209.9626	5209.9617	5209.9614
30	5209.9958	5209.9948	5209.9941	5209.9932
40	5209.9968	5209.9964	5209.9956	5209.9948
50	5209.9653	5209.9650	5209.9642	5209.9633
Max. Deviation (MHz)	**0.0421**	**0.0425**	**0.0431**	**0.0440**
Max. Deviation (ppm)	**8.08**	**8.16**	**8.27**	**8.45**
Result	Pass			

Voltage vs. Frequency Stability

Voltage	Measurement Frequency (MHz)			
(V)	5775 MHz			
	0 Minute	2 Minute	5 Minute	10 Minute
126.50	5774.9637	5774.9635	5774.9630	5774.9620
110.00	5774.9635	5774.9627	5774.9617	5774.9613
93.50	5774.9633	5774.9623	5774.9618	5774.9611
Max. Deviation (MHz)	**0.0367**	**0.0377**	**0.0383**	**0.0389**
Max. Deviation (ppm)	**6.35**	**6.53**	**6.63**	**6.74**
Result	Pass			

Temperature vs. Frequency Stability

Temperature	Measurement Frequency (MHz)			
(℃)	5775 MHz			
	0 Minute	2 Minute	5 Minute	10 Minute
-30	5774.9588	5774.9579	5774.9576	5774.9573
-20	5774.9593	5774.9584	5774.9576	5774.9566
-10	5774.9605	5774.9595	5774.9591	5774.9583
0	5774.9615	5774.9610	5774.9607	5774.9597
10	5774.9632	5774.9630	5774.9629	5774.9619
20	5774.9635	5774.9634	5774.9629	5774.9624
30	5774.9958	5774.9957	5774.9947	5774.9942
40	5774.9977	5774.9971	5774.9968	5774.9962
50	5774.9644	5774.9635	5774.9628	5774.9618
Max. Deviation (MHz)	**0.0412**	**0.0421**	**0.0424**	**0.0434**
Max. Deviation (ppm)	**7.13**	**7.29**	**7.34**	**7.52**
Result	Pass			