2.4GHz 2400~2483.5MHz

WIFI 802.11b (Harmonic @ 3m)

WIFI Ant. CDD 1S2T	Note	Frequency (MHz)	Level (dBμV/m)	Over Limit (dB)	Limit Line (dBμV/m)	Read Level (dBμV)	Antenna Factor (dB/m)	Path Loss (dB)	Preamp Factor (dB)	Ant Pos (cm)	Table Pos (deg)	Peak Avg. (P/A)	Pol. (H/V)
802.11b CH 03 2422MHz		4845	41.87	-32.13	74	62.88	34	10.25	65.26	300	0	P	H
		7260	53.22	-20.78	74	71.25	35.75	12.72	66.5	370	73	P	H
		7260	49.43	-4.57	54	67.46	35.75	12.72	66.5	370	73	A	H
		4845	41.89	-32.11	74	62.9	34	10.25	65.26	100	0	P	V
		7260	56.11	-17.89	74	74.14	35.75	12.72	66.5	368	48	P	V
		7260	53.43	-0.57	54	71.46	35.75	12.72	66.5	368	48	A	V
Remark	1. No other spurious found. 2. All results are PASS against Peak and Average limit line.												

2.4GHz 2400~2483.5MHz
WIFI 802.11g (Band Edge @ 3m)

WIFI Ant. CDD 1S2T	Note	Frequency (MHz)	Level (dBμV/m)	Over Limit (dB)	Limit Line (dBμV/m)	Read Level (dBμV)	Antenna Factor (dB/m)	Path Loss (dB)	Preamp Factor (dB)	Ant Pos (cm)	Table Pos (deg)	Peak Avg. (P/A)	Pol. (H/V)
802.11g CH 10 2457MHz	*	2454	115.87	-	-	113.21	32.36	7.22	36.92	310	247	P	H
	*	2454	107.9	-	-	105.24	32.36	7.22	36.92	310	247	A	H
		2484.7	64.5	-9.5	74	61.93	32.34	7.25	37.02	310	247	P	H
		2483.68	52.24	-1.76	54	49.67	32.34	7.25	37.02	310	247	A	H
	*	2460	114.3	-	-	111.64	32.36	7.22	36.92	101	122	P	V
	*	2460	106.83	-	-	104.17	32.36	7.22	36.92	101	122	A	V
		2483.74	65.47	-8.53	74	62.9	32.34	7.25	37.02	101	122	P	V
		2483.56	53.46	-0.54	54	50.89	32.34	7.25	37.02	101	122	A	V
Remark	1. No other spurious found. 2. All results are PASS against Peak and Average limit line.												

2.4GHz 2400~2483.5MHz
WIFI 802.11g (Harmonic @ 3m)

WIFI Ant. CDD 1S2T	Note	Frequency (MHz)	Level (dBμV/m)	Over Limit (dB)	Limit Line (dBμV/m)	Read Level (dBμV)	Antenna Factor (dB/m)	Path Loss (dB)	Preamp Factor (dB)	Ant Pos (cm)	Table Pos (deg)	Peak Avg. (P/A)	Pol. (H/V)
802.11g CH 10 2457MHz		4920	41.55	-32.45	74	62.51	34	10.34	65.3	300	0	P	H
		7365	49.46	-24.54	74	67.81	35.77	12.73	66.85	300	0	P	H
		4920	42.51	-31.49	74	63.47	34	10.34	65.3	100	0	P	V
		7365	53.29	-20.71	74	71.64	35.77	12.73	66.85	118	96	P	V
		7365	44.9	-9.1	54	63.25	35.77	12.73	66.85	118	96	A	V
Remark	1. No other spurious found. 2. All results are PASS against Peak and Average limit line.												

2.4GHz 2400~2483.5MHz

WIFI 802.11 ax HE20 Full (Band Edge @ 3m)

WIFI Ant. CDD 1S2T	Note	Frequency (MHz)	Level (dBμV/m)	Over Limit (dB)	Limit Line (dBμV/m)	Read Level (dBμV)	Antenna Factor (dB/m)	Path Loss (dB)	Preamp Factor (dB)	Ant Pos (cm)	Table Pos (deg)	Peak Avg. (P/A)	Pol. (H/V)
802.11ax HE20 Full CH 01 2412MHz		2388	66.33	-7.67	74	63.34	32.4	7.1	36.51	292	118	P	H
		2389.95	53.38	-0.62	54	50.39	32.4	7.1	36.51	292	118	A	H
	*	2410	116.41	-	-	113.5	32.39	7.13	36.61	292	118	P	H
	*	2414	105.81	-	-	102.9	32.39	7.13	36.61	292	118	A	H
		2388.65	62.82	-11.18	74	59.83	32.4	7.1	36.51	371	75	P	V
		2389.17	50.45	-3.55	54	47.46	32.4	7.1	36.51	371	75	A	V
	*	2408	116.07	-	-	113.16	32.39	7.13	36.61	371	75	P	V
	*	2414	106.29	-	-	103.38	32.39	7.13	36.61	371	75	A	V
Remark	1. No other spurious found. 2. All results are PASS against Peak and Average limit line.												

2.4GHz 2400~2483.5MHz

WIFI 802.11 ax HE20 Full (Harmonic @ 3m)

WIFI Ant. CDD 1S2T	Note	Frequency (MHz)	Level (dBμV/m)	Over Limit (dB)	Limit Line (dBμV/m)	Read Level (dBμV)	Antenna Factor (dB/m)	Path Loss (dB)	Preamp Factor (dB)	Ant Pos (cm)	Table Pos (deg)	Peak Avg. (P/A)	Pol. (H/V)
802.11ax HE20 Full CH 01 2412MHz		4830	40.47	-33.53	74	61.48	34	10.25	65.26	300	0	P	H
		4830	40.24	-33.76	74	61.25	34	10.25	65.26	100	0	P	V
Remark	1. No other spurious found. 2. All results are PASS against Peak and Average limit line.												

2.4GHz 2400~2483.5MHz

WIFI 802.11 ax HE40 Full (Band Edge @ 3m)

WIFI Ant. CDD 1S2T	Note	Frequency (MHz)	Level (dBμV/m)	Over Limit (dB)	Limit Line (dBμV/m)	Read Level (dBμV)	Antenna Factor (dB/m)	Path Loss (dB)	Preamp Factor (dB)	Ant Pos (cm)	Table Pos (deg)	Peak Avg. (P/A)	Pol. (H/V)
802.11ax HE40 Full CH 03 2422MHz		2384.49	65.25	-8.75	74	62.39	32.31	7.1	36.55	142	137	P	H
		2387.74	53.03	-0.97	54	50.04	32.4	7.1	36.51	142	137	A	H
	*	2487.1	54.33	-19.67	74	51.76	32.34	7.25	37.02	142	137	P	H
	*	2485.12	42.94	-11.06	54	40.37	32.34	7.25	37.02	142	137	A	H
		2418	109.92	-	-	106.98	32.39	7.16	36.61	142	137	P	H
		2416	100.32	-	-	97.38	32.39	7.16	36.61	142	137	A	H
		2386.05	63.73	-10.27	74	60.74	32.4	7.1	36.51	312	84	P	V
		2386.57	51.49	-2.51	54	48.5	32.4	7.1	36.51	312	84	A	V
	*	2484.22	54.53	-19.47	74	51.96	32.34	7.25	37.02	312	84	P	V
	*	2485.36	44	-10	54	41.43	32.34	7.25	37.02	312	84	A	V
		2428	110.44	-	-	107.62	32.38	7.16	36.72	312	84	P	V
		2416	100.28	-	-	97.34	32.39	7.16	36.61	312	84	A	V
Remark	1. No other spurious found. 2. All results are PASS against Peak and Average limit line.												

2.4GHz 2400~2483.5MHz

WIFI 802.11 ax HE40 Full (Harmonic @ 3m)

WIFI Ant. CDD 1S2T	Note	Frequency (MHz)	Level (dBμV/m)	Over Limit (dB)	Limit Line (dBμV/m)	Read Level (dBμV)	Antenna Factor (dB/m)	Path Loss (dB)	Preamp Factor (dB)	Ant Pos (cm)	Table Pos (deg)	Peak Avg. (P/A)	Pol. (H/V)
802.11ax HE40 Full CH 03 2422MHz		4845	40.65	-33.35	74	61.66	34	10.25	65.26	300	0	P	H
		7260	42.78	-31.22	74	60.81	35.75	12.72	66.5	300	0	P	H
		4845	40.99	-33.01	74	62	34	10.25	65.26	100	0	P	V
		7260	43.42	-30.58	74	61.45	35.75	12.72	66.5	100	0	P	V
Remark	1. No other spurious found. 2. All results are PASS against Peak and Average limit line.												

Emission below 1GHz

2.4GHz WIFI 802.11g (LF)

WIFI Ant.	Note	Frequency	Level	Over Limit	Limit Line	Read Level	Antenna Factor	Path Loss	Preamp Factor	Ant Pos	Table Pos	Peak Avg.	Pol.
CDD 1S2T		(MHz)	(dBμV/m)	(dB)	(dBμV/m)	(dBμV)	(dB/m)	(dB)	(dB)	(cm)	(deg)	(P/A)	(H/V)
2.4GHz 802.11g LF		46.49	26.76	-13.24	40	42.01	16.19	0.96	32.4	-	-	P	H
		126.03	31.69	-11.81	43.5	44.87	17.55	1.67	32.4	-	-	P	H
		158.04	33.64	-9.86	43.5	47.58	16.62	1.84	32.4	-	-	P	H
		225.94	32.51	-13.49	46	46.86	15.96	2.09	32.4	-	-	P	H
		403.45	33.14	-12.86	46	40.59	21.95	3	32.4	-	-	P	H
		624.61	33.77	-12.23	46	36.17	26.32	3.68	32.4	-	-	P	H
		62.98	36.91	-3.09	40	55.01	13.18	1.12	32.4	-	-	P	V
		143.49	33.06	-10.44	43.5	46.34	17.36	1.76	32.4	-	-	P	V
		249.22	31.72	-14.28	46	43.59	18.44	2.09	32.4	-	-	P	V
		430.61	31.35	-14.65	46	38.13	22.54	3.08	32.4	-	-	P	V
		500.45	33.05	-12.95	46	38.27	24.04	3.14	32.4	-	-	P	V
		874.87	33.71	-12.29	46	32.17	28.87	4.37	31.7	-	-	P	V
Remark	1. No other spurious found. 2. All results are PASS against limit line.												

<TXBF 1S2T>

2.4GHz 2400~2483.5MHz

WIFI 802.11 ax HE20 Full (Band Edge @ 3m)

WIFI Ant.	Note	Frequency	Level	Over Limit	Limit Line	Read Level	Antenna Factor	Path Loss	Preamp Factor	Ant Pos	Table Pos	Peak Avg.	Pol.
BF 1S2T		(MHz)	(dBμV/m)	(dB)	(dBμV/m)	(dBμV)	(dB/m)	(dB)	(dB)	(cm)	(deg)	(P/A)	(H/V)
8802.11ax HE20 Full CH 07 2442MHz	*	2438	121.11	-	-	118.37	32.37	7.19	36.82	245	237	P	H
	*	2440	108.29	-	-	105.55	32.37	7.19	36.82	245	237	A	H
		2483.92	70.67	-3.33	74	68.1	32.34	7.25	37.02	245	237	P	H
		2483.56	51.16	-2.84	54	48.59	32.34	7.25	37.02	245	237	A	H
	*	2442	117.71	-	-	114.97	32.37	7.19	36.82	100	67	P	V
	*	2444	106.89	-	-	104.15	32.37	7.19	36.82	100	67	A	V
		2485.9	72.47	-1.53	74	69.9	32.34	7.25	37.02	100	67	P	V
		2484.28	53.32	-0.68	54	50.75	32.34	7.25	37.02	100	67	A	V
Remark	3. No other spurious found. 4. All results are PASS against Peak and Average limit line.												

2.4GHz 2400~2483.5MHz

WIFI 802.11 ax HE20 Full (Harmonic @ 3m)

WIFI Ant.	Note	Frequency	Level	Over Limit	Limit Line	Read Level	Antenna Factor	Path Loss	Preamp Factor	Ant Pos	Table Pos	Peak Avg.	Pol.
BF 1S2T		(MHz)	(dBμV/m)	(dB)	(dBμV/m)	(dBμV)	(dB/m)	(dB)	(dB)	(cm)	(deg)	(P/A)	(H/V)
802.11ax HE20 Full CH 07 2442MHz		4890	45.96	-28.04	74	66.93	34	10.32	65.29	300	0	P	H
		7320	53.25	-20.75	74	71.49	35.77	12.72	66.73	215	39	P	H
		7320	46.6	-7.4	54	64.84	35.77	12.72	66.73	215	39	A	H
		4890	44.86	-29.14	74	65.83	34	10.32	65.29	100	0	P	V
		7320	53.96	-20.04	74	72.2	35.77	12.72	66.73	166	158	P	V
		7320	47.59	-6.41	54	65.83	35.77	12.72	66.73	166	158	A	V
Remark	1. No other spurious found. 2. All results are PASS against Peak and Average limit line.												

2.4GHz 2400~2483.5MHz

WIFI 802.11 ax HE40 Full (Band Edge @ 3m)

WIFI Ant. BF 1S2T	Note	Frequency (MHz)	Level (dBμV/m)	Over Limit (dB)	Limit Line (dBμV/m)	Read Level (dBμV)	Antenna Factor (dB/m)	Path Loss (dB)	Preamp Factor (dB)	Ant Pos (cm)	Table Pos (deg)	Peak Avg. (P/A)	Pol. (H/V)
802.11ax HE40 Full CH 09 2452MHz		2356.8	57.22	-16.78	74	54.54	32.22	7.04	36.58	301	242	P	H
		2360.44	45.27	-8.73	54	42.56	32.22	7.07	36.58	301	242	A	H
	*	2486.44	69.75	-4.25	74	67.18	32.34	7.25	37.02	301	242	P	H
	*	2483.62	53.2	-0.8	54	50.63	32.34	7.25	37.02	301	242	A	H
		2456	112.63	-	-	109.97	32.36	7.22	36.92	301	242	P	H
		2458	100.65	-	-	97.99	32.36	7.22	36.92	301	242	A	H
		2389.82	57.29	-16.71	74	54.3	32.4	7.1	36.51	137	216	P	V
		2389.82	46.5	-7.5	54	43.51	32.4	7.1	36.51	137	216	A	V
	*	2489.08	66.33	-7.67	74	63.88	32.33	7.25	37.13	137	216	P	V
	*	2485.3	50.05	-3.95	54	47.48	32.34	7.25	37.02	137	216	A	V
		2464	112.6	-	-	109.94	32.36	7.22	36.92	137	216	P	V
		2464	100.18	-	-	97.52	32.36	7.22	36.92	137	216	A	V
Remark	1. No other spurious found. 2. All results are PASS against Peak and Average limit line.												

2.4GHz 2400~2483.5MHz

WIFI 802.11 ax HE40 Full (Harmonic @ 3m)

WIFI Ant. BF 1S2T	Note	Frequency (MHz)	Level (dBμV/m)	Over Limit (dB)	Limit Line (dBμV/m)	Read Level (dBμV)	Antenna Factor (dB/m)	Path Loss (dB)	Preamp Factor (dB)	Ant Pos (cm)	Table Pos (deg)	Peak Avg. (P/A)	Pol. (H/V)
802.11ax HE40 Full CH 09 2452MHz		4905	40.67	-33.33	74	61.62	34	10.34	65.29	300	0	P	H
		7350	41.61	-32.39	74	59.97	35.77	12.72	66.85	300	0	P	H
		4905	41.11	-32.89	74	62.06	34	10.34	65.29	100	0	P	V
		7350	42.44	-31.56	74	60.8	35.77	12.72	66.85	100	0	P	V
Remark	1. No other spurious found. 2. All results are PASS against Peak and Average limit line.												

Note symbol

*	**Fundamental Frequency** which can be ignored. However, the level of any unwanted emissions shall not exceed the level of the fundamental frequency.
!	Test result is **over limit** line.
P/A	**P**eak or **A**verage
H/V	**H**orizontal or **V**ertical

A calculation example for radiated spurious emission is shown as below:

WIFI	Note	Frequency	Level	Over	Limit	Read	Antenna	Path	Preamp	Ant	Table	Peak	Pol.
Ant.				Limit	Line	Level	Factor	Loss	Factor	Pos	Pos	Avg.	
CDD 1S2T		(MHz)	(dBμV/m)	(dB)	(dBμV/m)	(dBμV)	(dB/m)	(dB)	(dB)	(cm)	(deg)	(P/A)	(H/V)
802.11b CH 01 2412MHz		2390	55.45	-18.55	74	54.51	32.22	4.58	35.86	103	308	P	H
		2390	43.54	-10.46	54	42.6	32.22	4.58	35.86	103	308	A	H

1. Path Loss(dB) = Cable loss(dB) + Filter loss(dB) + Attenuator loss(dB)
2. Level(dBμV/m) =

Antenna Factor(dB/m) + Path Loss(dB) + Read Level(dBμV) - Preamp Factor(dB)

3. Over Limit(dB) = Level(dBμV/m) – Limit Line(dBμV/m)

For Peak Limit @ 2390MHz:

1. Level(dBμV/m)

= Antenna Factor(dB/m) + Path Loss(dB) + Read Level(dBμV) - Preamp Factor(dB)

= 32.22(dB/m) + 4.58(dB) + 54.51(dBμV) – 35.86 (dB)

= 55.45 (dBμV/m)

2. Over Limit(dB)

= Level(dBμV/m) – Limit Line(dBμV/m)

= 55.45(dBμV/m) – 74(dBμV/m)

= -18.55(dB)

For Average Limit @ 2390MHz:

1. Level(dBμV/m)

= Antenna Factor(dB/m) + Path Loss(dB) + Read Level(dBμV) - Preamp Factor(dB)

= 32.22(dB/m) + 4.58(dB) + 42.6(dBμV) – 35.86 (dB)

= 43.54 (dBμV/m)

2. Over Limit(dB)

= Level(dBμV/m) – Limit Line(dBμV/m)

= 43.54(dBμV/m) – 54(dBμV/m)

= -10.46(dB)

Both peak and average measured complies with the limit line, so test result is “PASS”.

Appendix D. Radiated Spurious Emission Plots

Note symbol

-L	**Low channel location**
-R	**High channel location**

Note: All modes had been tested, only the worst channel test data of each mode are shown in the report

<CDD 1S2T>

2.4GHz 2400~2483.5MHz

WIFI 802.11b (Band Edge @ 3m)

WIFI	2.4GHz 2400~2483.5MHz Band Edge @ 3m	
ANT	802.11b CH03 2422MHz	
CDD 1S2T	Horizontal	Fundamental
Peak	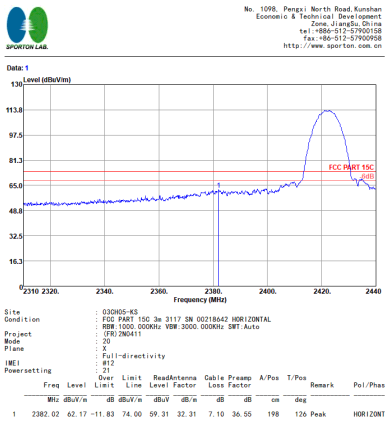	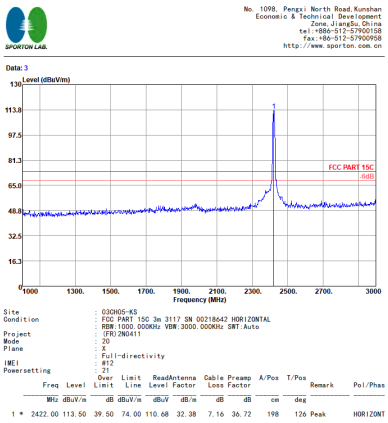

Avg.

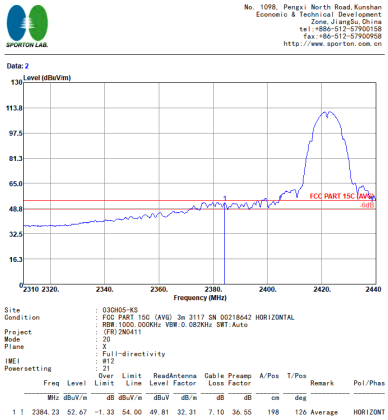
No. 1098, Pengxi North Road,Kunshan
Economic & Technical Development
Zone,JiangSu,China
tel:+886-512-57900158
fax:+86-512-57900958
http://www.sporton.com.cn
Data: 2
Level (dBuV/m)
130
113.8
97.5
81.3
65.0
48.8
32.5
16.3
0
FCC PART 15C (AVG)
-6dB
2310 2320. 2340. 2360. 2380. 2400. 2420. 2440
Frequency (MHz)
Site : 03CH05-KS
Condition : FCC PART 15C (AVG) 3m 3117 SN 00218642 HORIZONTAL
: RBW:1000.000KHz VBW:0.082KHz SWT:Auto
Project : (FR)2N0411
Mode : 20
Plane : X
: Full-directivity
IMEI : #12
Powersetting : 21
Freq Level Over Limit Limit Limit ReadAntenna Level Cable Loss Preamp Factor A/Pos T/Pos Remark Pol/Phas
MHz dBuV/m dB dBuV/m dBuV dBuV dB/m dB dB cm deg
1 ! 2384.23 52.67 -1.33 54.00 49.81 32.31 7.10 36.55 198 126 Average HORIZONT

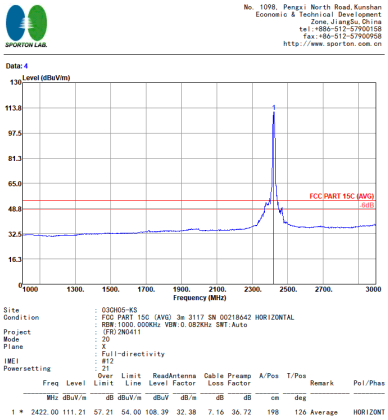
No. 1098, Pengxi North Road,Kunshan
Economic & Technical Development
Zone,JiangSu,China
tel:+886-512-57900158
fax:+86-512-57900958
http://www.sporton.com.cn
Data: 4
Level (dBuV/m)
130
113.8
97.5
81.3
65.0
48.8
32.5
16.3
0
FCC PART 15C (AVG)
-6dB
1000 1300. 1500. 1700. 1900. 2100. 2300. 2500. 2700. 3000
Frequency (MHz)
Site : 03CH05-KS
Condition : FCC PART 15C (AVG) 3m 3117 SN 00218642 HORIZONTAL
: RBW:1000.000KHz VBW:0.082KHz SWT:Auto
Project : (FR)2N0411
Mode : 20
Plane : X
: Full-directivity
IMEI : #12
Powersetting : 21
Freq Level Over Limit Limit Limit ReadAntenna Level Cable Loss Preamp Factor A/Pos T/Pos Remark Pol/Phas
MHz dBuV/m dB dBuV/m dBuV dBuV dB/m dB dB cm deg
1 * 2422.00 111.21 57.21 54.00 108.39 32.38 7.16 36.72 198 126 Average HORIZONT

WIFI	2.4GHz 2400~2483.5MHz Band Edge @ 3m	
ANT	802.11b CH03 2422MHz	
CDD 1S2T	Vertical	Fundamental
Peak	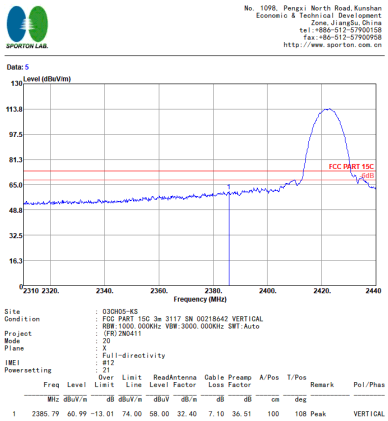 Data: 5 Level (dBuV/m) FCC PART 15C -6dB Frequency (MHz) Site : 03CH05-KS Condition : FCC PART 15C 3m 3117 SN 00218642 VERTICAL : RBW:1000.000KHz VBW:3000.000KHz SWT:Auto Project : (FR)2N0411 Mode : 20 Plane : X : Full-directivity IMEI : #12 Powersetting : 21 Freq Level Over Limit Limit Line ReadAntenna Level Factor Cable Loss Factor Preamp Factor A/Pos Remark T/Pos Pol/Phas MHz dBuV/m dB dBuV/m dBuV dB/m dB dB cm deg 1 2385.79 60.99 -13.01 74.00 58.00 32.40 7.10 36.51 100 108 Peak VERTICAL	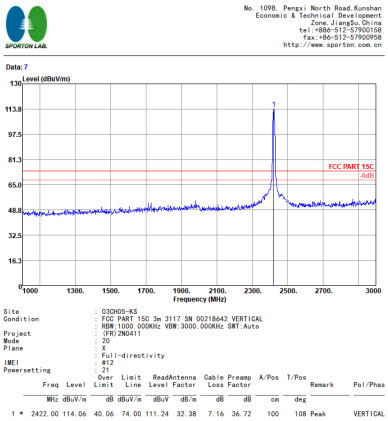 Data: 7 Level (dBuV/m) FCC PART 15C -6dB Frequency (MHz) Site : 03CH05-KS Condition : FCC PART 15C 3m 3117 SN 00218642 VERTICAL : RBW:1000.000KHz VBW:3000.000KHz SWT:Auto Project : (FR)2N0411 Mode : 20 Plane : X : Full-directivity IMEI : #12 Powersetting : 21 Freq Level Over Limit Limit Line ReadAntenna Level Factor Cable Loss Factor Preamp Factor A/Pos Remark T/Pos Pol/Phas MHz dBuV/m dB dBuV/m dBuV dB/m dB dB cm deg 1 * 2422.00 114.06 40.06 74.00 111.24 32.38 7.16 36.72 100 108 Peak VERTICAL
Avg.	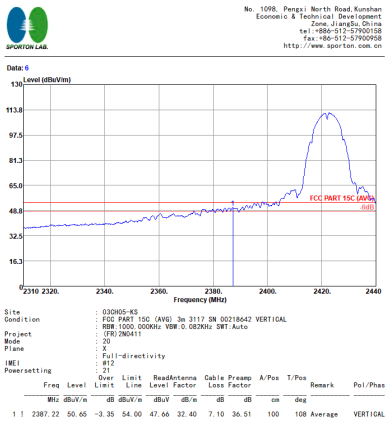 Data: 6 Level (dBuV/m) FCC PART 15C (AVG) -6dB Frequency (MHz) Site : 03CH05-KS Condition : FCC PART 15C (AVG) 3m 3117 SN 00218642 VERTICAL : RBW:1000.000KHz VBW:0.082KHz SWT:Auto Project : (FR)2N0411 Mode : 20 Plane : X : Full-directivity IMEI : #12 Powersetting : 21 Freq Level Over Limit Limit Line ReadAntenna Level Factor Cable Loss Factor Preamp Factor A/Pos Remark T/Pos Pol/Phas MHz dBuV/m dB dBuV/m dBuV dB/m dB dB cm deg 1 ! 2387.22 50.65 -3.35 54.00 47.66 32.40 7.10 36.51 100 108 Average VERTICAL	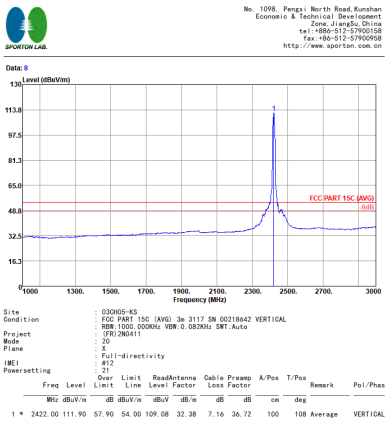 Data: 8 Level (dBuV/m) FCC PART 15C (AVG) -6dB Frequency (MHz) Site : 03CH05-KS Condition : FCC PART 15C (AVG) 3m 3117 SN 00218642 VERTICAL : RBW:1000.000KHz VBW:0.082KHz SWT:Auto Project : (FR)2N0411 Mode : 20 Plane : X : Full-directivity IMEI : #12 Powersetting : 21 Freq Level Over Limit Limit Line ReadAntenna Level Factor Cable Loss Factor Preamp Factor A/Pos Remark T/Pos Pol/Phas MHz dBuV/m dB dBuV/m dBuV dB/m dB dB cm deg 1 * 2422.00 111.90 57.90 54.00 109.08 32.38 7.16 36.72 100 108 Average VERTICAL

2.4GHz 2400~2483.5MHz

WIFI 802.11g (Band Edge @ 3m)

WIFI	2.4GHz 2400~2483.5MHz Band Edge @ 3m	
ANT	802.11g CH10 2457MHz	
CDD 1S2T	Horizontal	Fundamental
Peak	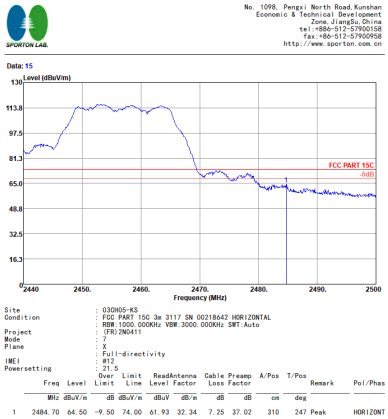	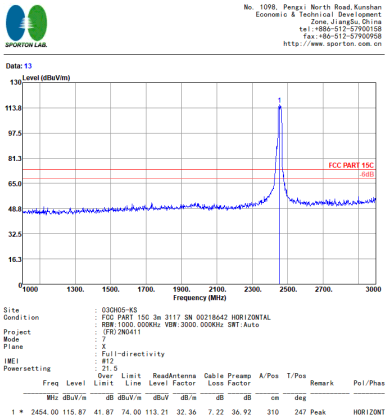
Avg.	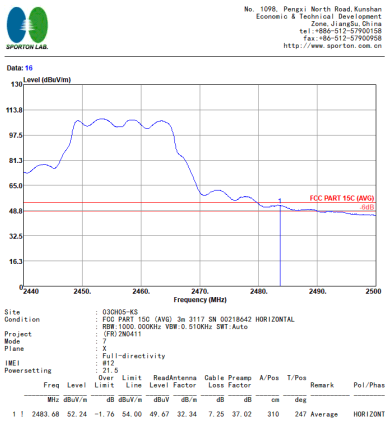	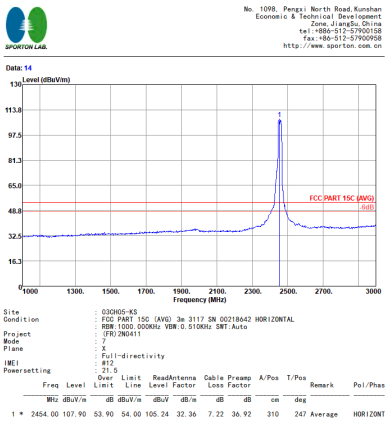

WIFI	2.4GHz 2400~2483.5MHz Band Edge @ 3m	
ANT	802.11g CH10 2457MHz	
CDD 1S2T	Vertical	Fundamental
Peak	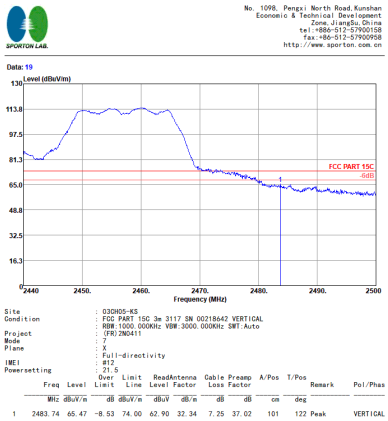 Site : 03CH05-KS Condition : FCC PART 15C 3m 3117 SN 00218642 VERTICAL RBW:1000.000KHz VBW:3000.000KHz SWT:Auto Project : (FR)2N0411 Mode : 7 Plane : X Full-directivity IMEI : #12 Powersetting : 21.5 Freq Level Over Limit Limit Line ReadAntenna Level Factor Cable Loss Preamp Factor A/Pos T/Pos Remark Pol/Phas MHz dBuV/m dB dBuV/m dBuV dB/m dB dB cm deg 1 2483.74 65.47 -8.53 74.00 62.90 32.34 7.25 37.02 101 122 Peak VERTICAL	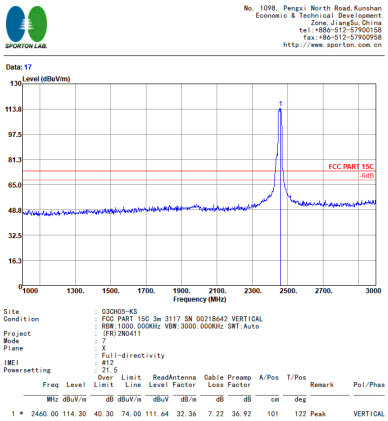 Site : 03CH05-KS Condition : FCC PART 15C 3m 3117 SN 00218642 VERTICAL RBW:1000.000KHz VBW:3000.000KHz SWT:Auto Project : (FR)2N0411 Mode : 7 Plane : X Full-directivity IMEI : #12 Powersetting : 21.5 Freq Level Over Limit Limit Line ReadAntenna Level Factor Cable Loss Preamp Factor A/Pos T/Pos Remark Pol/Phas MHz dBuV/m dB dBuV/m dBuV dB/m dB dB cm deg 1 * 2460.00 114.30 40.30 74.00 111.64 32.36 7.22 36.92 101 122 Peak VERTICAL
Avg.	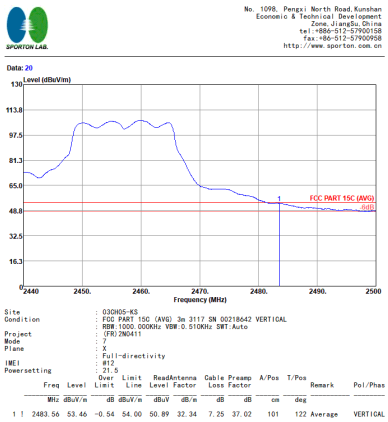 Site : 03CH05-KS Condition : FCC PART 15C (AVG) 3m 3117 SN 00218642 VERTICAL RBW:1000.000KHz VBW:0.510KHz SWT:Auto Project : (FR)2N0411 Mode : 7 Plane : X Full-directivity IMEI : #12 Powersetting : 21.5 Freq Level Over Limit Limit Line ReadAntenna Level Factor Cable Loss Preamp Factor A/Pos T/Pos Remark Pol/Phas MHz dBuV/m dB dBuV/m dBuV dB/m dB dB cm deg 1 ! 2483.56 53.46 -0.54 54.00 50.89 32.34 7.25 37.02 101 122 Average VERTICAL	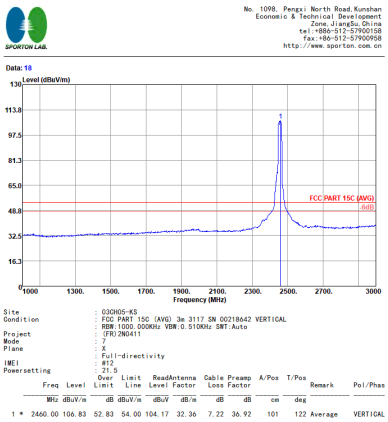 Site : 03CH05-KS Condition : FCC PART 15C (AVG) 3m 3117 SN 00218642 VERTICAL RBW:1000.000KHz VBW:0.510KHz SWT:Auto Project : (FR)2N0411 Mode : 7 Plane : X Full-directivity IMEI : #12 Powersetting : 21.5 Freq Level Over Limit Limit Line ReadAntenna Level Factor Cable Loss Preamp Factor A/Pos T/Pos Remark Pol/Phas MHz dBuV/m dB dBuV/m dBuV dB/m dB dB cm deg 1 * 2460.00 106.83 52.83 54.00 104.17 32.36 7.22 36.92 101 122 Average VERTICAL

2.4GHz 2400~2483.5MHz

WIFI 802.11ax HE20 Full (Band Edge @ 3m)

WIFI	2.4GHz 2400~2483.5MHz Band Edge @ 3m	
ANT	802.11ax HE20 Full CH01 2412MHz	
CDD 1S2T	Horizontal	Fundamental
Peak	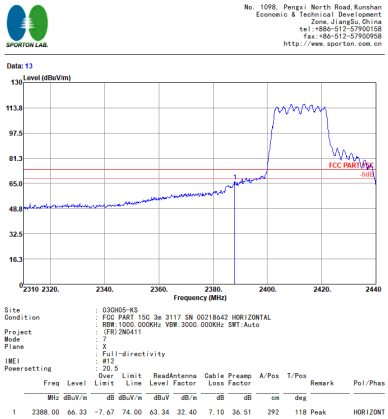	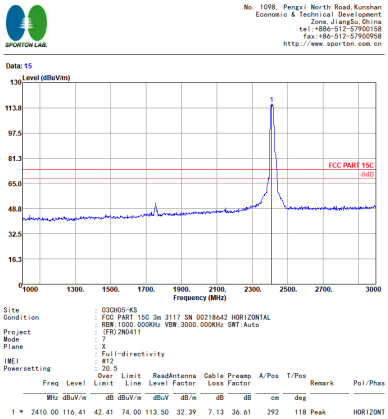
Avg.	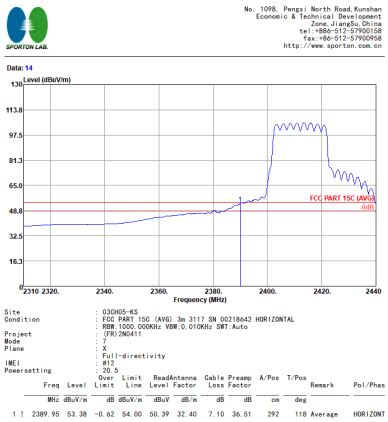	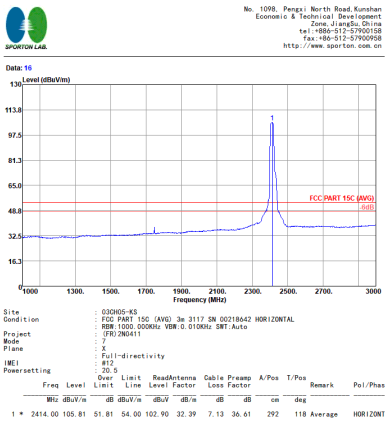

WIFI	2.4GHz 2400~2483.5MHz Band Edge @ 3m	
ANT	802.11ax HE20 Full CH01 2412MHz	
CDD 1S2T	Vertical	Fundamental
Peak	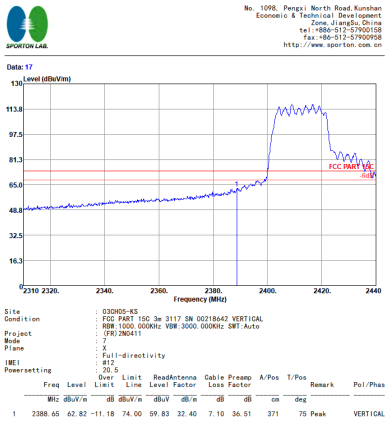 Data: 17 Site : 03CH05-KS Condition : FCC PART 15C 3m 3117 SN 00218642 VERTICAL RBW:1000.000KHz VBW:3000.000KHz SWT:Auto Project : (FR)2N0411 Mode : 7 Plane : X : Full-directivity IMEI : #12 Powersetting : 20.5 1 2388.65 62.82 -11.18 74.00 59.83 32.40 7.10 36.51 371 75 Peak VERTICAL	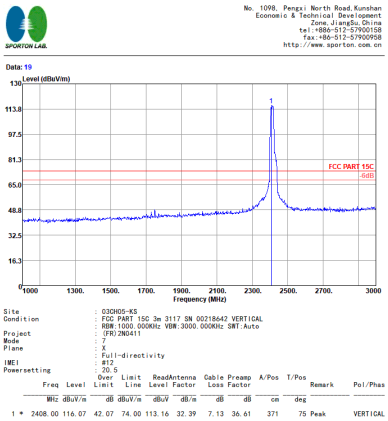 Data: 19 Site : 03CH05-KS Condition : FCC PART 15C 3m 3117 SN 00218642 VERTICAL RBW:1000.000KHz VBW:3000.000KHz SWT:Auto Project : (FR)2N0411 Mode : 7 Plane : X : Full-directivity IMEI : #12 Powersetting : 20.5 1 * 2408.00 116.07 42.07 74.00 113.16 32.39 7.13 36.61 371 75 Peak VERTICAL
Avg.	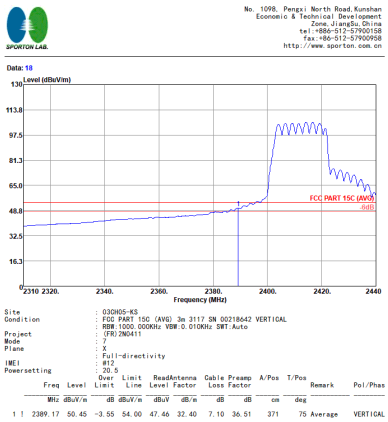 Data: 18 Site : 03CH05-KS Condition : FCC PART 15C (AVG) 3m 3117 SN 00218642 VERTICAL RBW:1000.000KHz VBW:0.010KHz SWT:Auto Project : (FR)2N0411 Mode : 7 Plane : X : Full-directivity IMEI : #12 Powersetting : 20.5 1 ! 2389.17 50.45 -3.55 54.00 47.46 32.40 7.10 36.51 371 75 Average VERTICAL	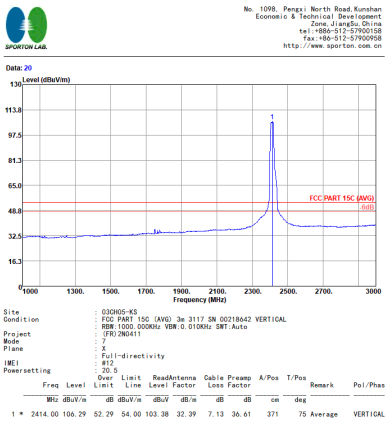 Data: 20 Site : 03CH05-KS Condition : FCC PART 15C (AVG) 3m 3117 SN 00218642 VERTICAL RBW:1000.000KHz VBW:0.010KHz SWT:Auto Project : (FR)2N0411 Mode : 7 Plane : X : Full-directivity IMEI : #12 Powersetting : 20.5 1 * 2414.00 106.29 52.29 54.00 103.38 32.39 7.13 36.61 371 75 Average VERTICAL

2.4GHz 2400~2483.5MHz

WIFI 802.11ax HE40 Full (Band Edge @ 3m)

WIFI	2.4GHz 2400~2483.5MHz Band Edge @ 3m	
ANT	802.11ax HE40 Full CH03 2422MHz - L	
CDD 1S2T	Horizontal	Fundamental
Peak	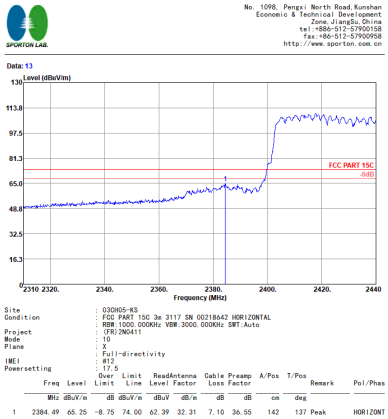	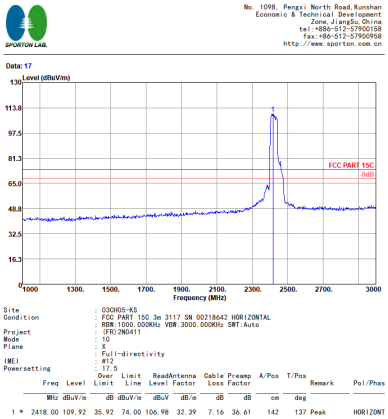
Avg.	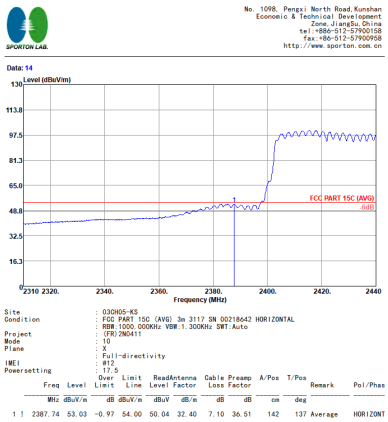	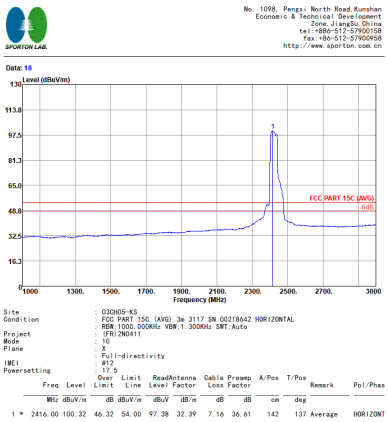

WIFI	2.4GHz 2400~2483.5MHz Band Edge @ 3m	
ANT	802.11ax HE40 Full CH03 2422MHz - R	
CDD 1S2T	Horizontal	Fundamental
Peak	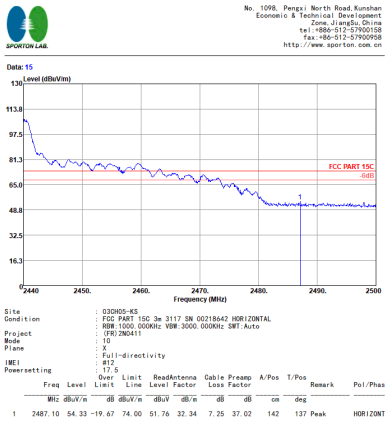	Left blank
Avg.	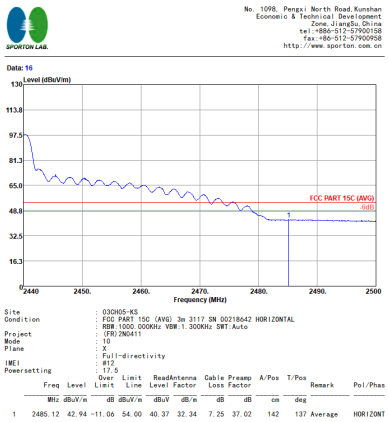	Left blank

WIFI	2.4GHz 2400~2483.5MHz Band Edge @ 3m	
ANT	802.11ax HE40 Full CH03 2422MHz - L	
CDD 1S2T	Vertical	Fundamental
Peak	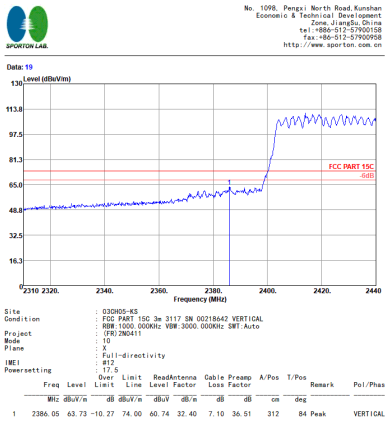 Data: 19 Site : 03CH05-KS Condition : FCC PART 15C 3m 3117 SN 00218642 VERTICAL : RBW:1000.000KHz VBW:3000.000KHz SWT:Auto Project : (FR)2N0411 Mode : 10 Plane : X : Full-directivity IMEI : #12 Powersetting : 17.5 Freq Level Over Limit Limit Line ReadAntenna Level Factor Cable Loss Factor Preamp Factor A/Pos Remark T/Pos Pol/Phas MHz dBuV/m dB dBuV/m dBuV dBuV dB/m dB dB cm deg 1 2386.05 63.73 -10.27 74.00 60.74 32.40 7.10 36.51 312 84 Peak VERTICAL	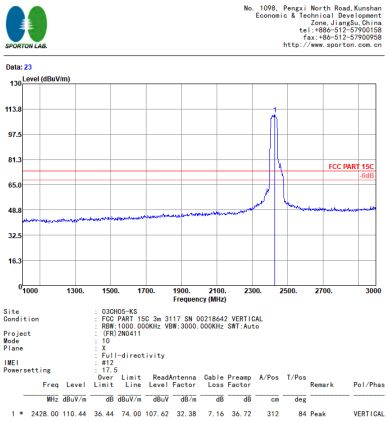 Data: 23 Site : 03CH05-KS Condition : FCC PART 15C 3m 3117 SN 00218642 VERTICAL : RBW:1000.000KHz VBW:3000.000KHz SWT:Auto Project : (FR)2N0411 Mode : 10 Plane : X : Full-directivity IMEI : #12 Powersetting : 17.5 Freq Level Over Limit Limit Line ReadAntenna Level Factor Cable Loss Factor Preamp Factor A/Pos Remark T/Pos Pol/Phas MHz dBuV/m dB dBuV/m dBuV dBuV dB/m dB dB cm deg 1 * 2428.00 110.44 36.44 74.00 107.62 32.38 7.16 36.72 312 84 Peak VERTICAL
Avg.	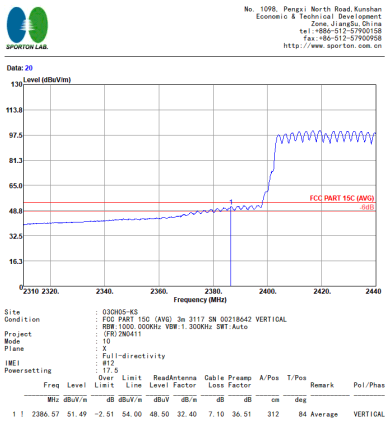 Data: 20 Site : 03CH05-KS Condition : FCC PART 15C (AVG) 3m 3117 SN 00218642 VERTICAL : RBW:1000.000KHz VBW:1.300KHz SWT:Auto Project : (FR)2N0411 Mode : 10 Plane : X : Full-directivity IMEI : #12 Powersetting : 17.5 Freq Level Over Limit Limit Line ReadAntenna Level Factor Cable Loss Factor Preamp Factor A/Pos Remark T/Pos Pol/Phas MHz dBuV/m dB dBuV/m dBuV dBuV dB/m dB dB cm deg 1 ! 2386.57 51.49 -2.51 54.00 48.50 32.40 7.10 36.51 312 84 Average VERTICAL	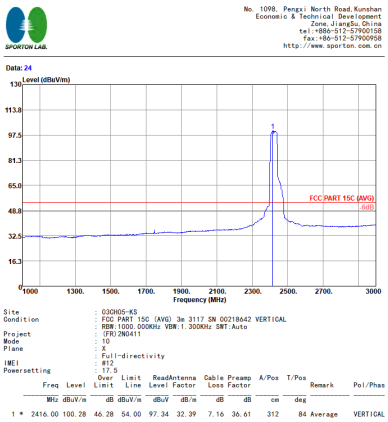 Data: 24 Site : 03CH05-KS Condition : FCC PART 15C (AVG) 3m 3117 SN 00218642 VERTICAL : RBW:1000.000KHz VBW:1.300KHz SWT:Auto Project : (FR)2N0411 Mode : 10 Plane : X : Full-directivity IMEI : #12 Powersetting : 17.5 Freq Level Over Limit Limit Line ReadAntenna Level Factor Cable Loss Factor Preamp Factor A/Pos Remark T/Pos Pol/Phas MHz dBuV/m dB dBuV/m dBuV dBuV dB/m dB dB cm deg 1 * 2416.00 100.28 46.28 54.00 97.34 32.39 7.16 36.61 312 84 Average VERTICAL

WIFI	2.4GHz 2400~2483.5MHz Band Edge @ 3m	
ANT	802.11ax HE40 Full CH03 2422MHz - R	
CDD 1S2T	Vertical	Fundamental
Peak	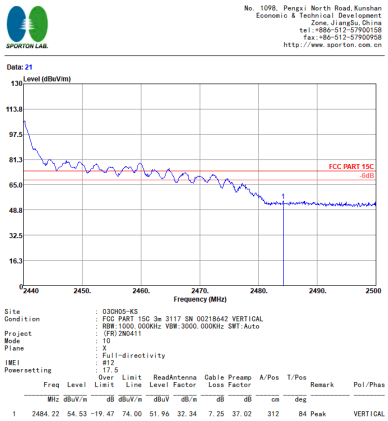	Left blank
Avg.	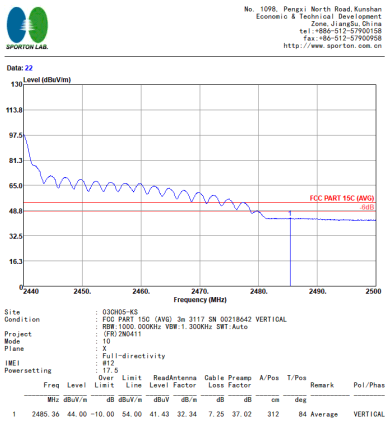	Left blank

2.4GHz 2400~2483.5MHz

WIFI 802.11b (Harmonic @ 3m)

WIFI	2.4GHz 2400~2483.5MHz Harmonic @ 3m	
ANT	802.11b CH03 2422MHz	
CDD 1S2T	Horizontal	Vertical
Peak Avg.	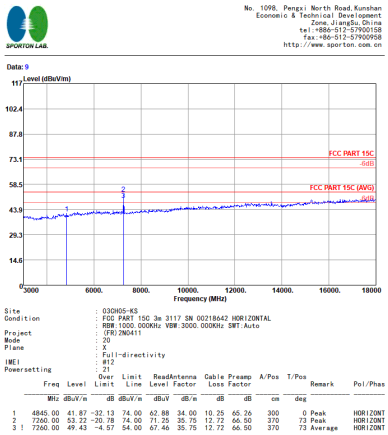 	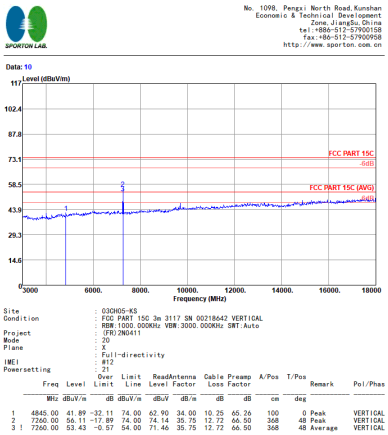

2.4GHz 2400~2483.5MHz

WIFI 802.11g (Harmonic @ 3m)

WIFI	2.4GHz 2400~2483.5MHz Harmonic @ 3m	
ANT	802.11g CH10 2457MHz	
CDD 1S2T	Horizontal	Vertical
Peak Avg.	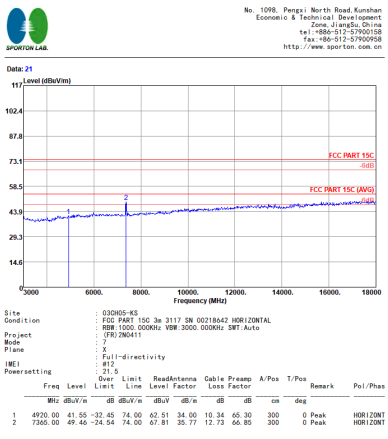 No. 1098, Pengxi North Road,Kunshan Economic & Technical Development Zone,JiangSu,China tel:+86-512-57900158 fax:+86-512-57900958 http://www.sporton.com.cn Data: 21 Level (dBuV/m) FCC PART 15C -6dB FCC PART 15C (AVG) -6dB Frequency (MHz) Site : 03CH05-KS Condition : FCC PART 15C 3m 3117 SN 00218642 HORIZONTAL RBW:1000.000KHz VBW:3000.000KHz SWT:Auto Project : (FR)2N0411 Mode : 7 Plane : X : Full-directivity IMEI : #12 Powersetting : 21.5 Freq Level Over Limit Limit Line ReadAntenna Level Factor Cable Loss Preamp Factor A/Pos T/Pos Remark Pol/Phas MHz dBuV/m dB dBuV/m dBuV dB/m dB dB cm deg 1 4920.00 41.55 -32.45 74.00 62.51 34.00 10.34 65.30 300 0 Peak HORIZONT 2 7365.00 49.46 -24.54 74.00 67.81 35.77 12.73 66.85 300 0 Peak HORIZONT	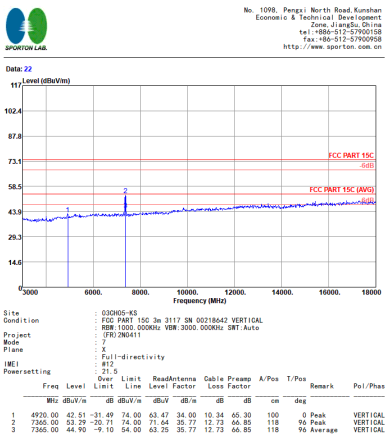 No. 1098, Pengxi North Road,Kunshan Economic & Technical Development Zone,JiangSu,China tel:+86-512-57900158 fax:+86-512-57900958 http://www.sporton.com.cn Data: 22 Level (dBuV/m) FCC PART 15C -6dB FCC PART 15C (AVG) -6dB Frequency (MHz) Site : 03CH05-KS Condition : FCC PART 15C 3m 3117 SN 00218642 VERTICAL RBW:1000.000KHz VBW:3000.000KHz SWT:Auto Project : (FR)2N0411 Mode : 7 Plane : X : Full-directivity IMEI : #12 Powersetting : 21.5 Freq Level Over Limit Limit Line ReadAntenna Level Factor Cable Loss Preamp Factor A/Pos T/Pos Remark Pol/Phas MHz dBuV/m dB dBuV/m dBuV dB/m dB dB cm deg 1 4920.00 42.51 -31.49 74.00 63.47 34.00 10.34 65.30 100 0 Peak VERTICAL 2 7365.00 53.29 -20.71 74.00 71.64 35.77 12.73 66.85 118 90 Peak VERTICAL 3 7365.00 44.90 -9.10 54.00 63.25 35.77 12.73 66.85 118 90 Average VERTICAL

2.4GHz 2400~2483.5MHz

WIFI 802.11 ax HE20 Full (Harmonic @ 3m)

WIFI	2.4GHz 2400~2483.5MHz Harmonic @ 3m	
ANT	802.11 ax HE20 Full CH01 2412MHz	
CDD 1S2T	Horizontal	Vertical
Peak Avg.	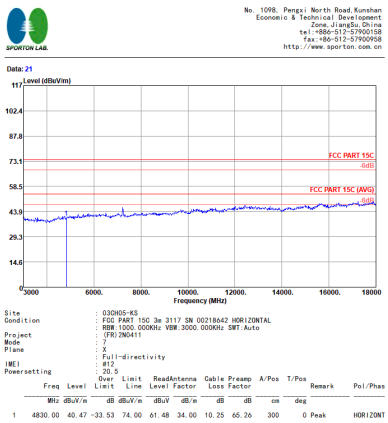	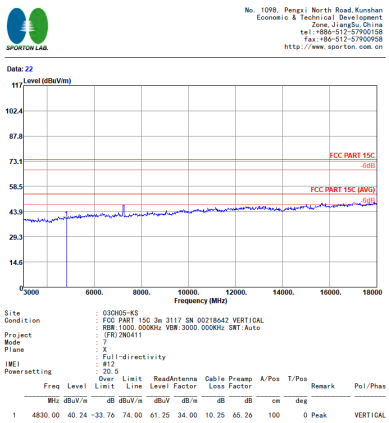

2.4GHz 2400~2483.5MHz

WIFI 802.11 ax HE40 Full (Harmonic @ 3m)

WIFI	2.4GHz 2400~2483.5MHz Harmonic @ 3m	
ANT	802.11 ax HE40 Full CH03 2422MHz	
CDD 1S2T	Horizontal	Vertical
Peak Avg.	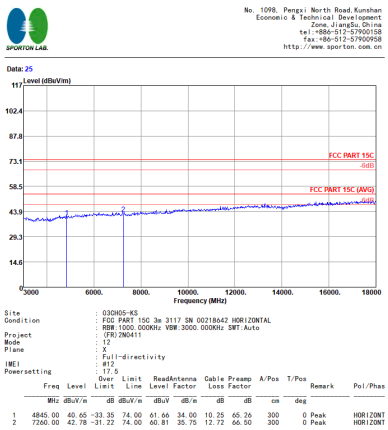	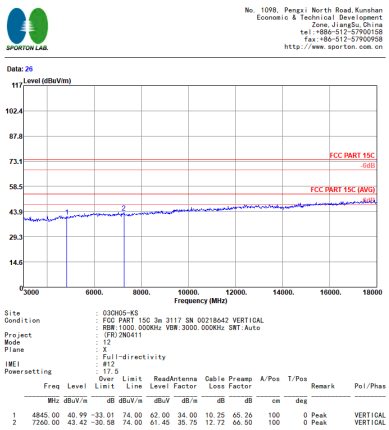

Emission below 1GHz

2.4GHz WIFI 802.11g (LF)

WIFI	2.4GHz 2400~2483.5MHz	
ANT	802.11g LF	
CDD 1S2T	Horizontal	Vertical
QP / Peak	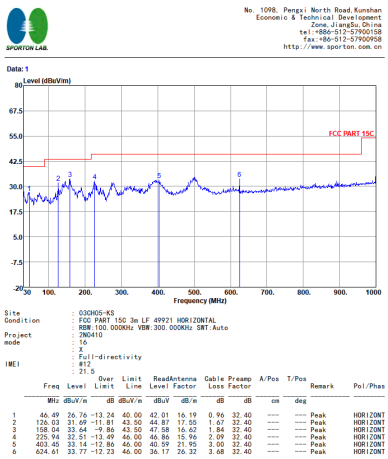 Site : 03CH05-KS Condition : FCC PART 15C 3m LF 49921 HORIZONTAL : RBW:100.000KHz VBW:300.000KHz SWT:Auto Project : 2N0410 mode : 16 : X : Full-directivity IMEI : #12 : 21.5 1 46.49 26.76 -13.24 40.00 42.01 16.19 0.96 32.40 --- --- Peak HORIZONT 2 126.03 31.69 -11.81 43.50 44.87 17.55 1.67 32.40 --- --- Peak HORIZONT 3 158.04 33.64 -9.86 43.50 47.58 16.62 1.84 32.40 --- --- Peak HORIZONT 4 225.94 32.51 -13.49 46.00 46.86 15.96 2.09 32.40 --- --- Peak HORIZONT 5 403.45 33.14 -12.86 46.00 40.59 21.95 3.00 32.40 --- --- Peak HORIZONT 6 624.61 33.77 -12.23 46.00 36.17 26.32 3.68 32.40 --- --- Peak HORIZONT	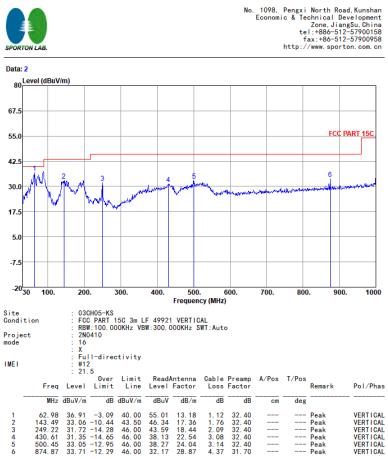 Site : 03CH05-KS Condition : FCC PART 15C 3m LF 49921 VERTICAL : RBW:100.000KHz VBW:300.000KHz SWT:Auto Project : 2N0410 mode : 16 : X : Full-directivity IMEI : #12 : 21.5 1 62.98 36.91 -3.09 40.00 55.01 13.18 1.12 32.40 --- --- Peak VERTICAL 2 143.49 33.06 -10.44 43.50 46.34 17.36 1.76 32.40 --- --- Peak VERTICAL 3 249.22 31.72 -14.28 46.00 43.59 18.44 2.09 32.40 --- --- Peak VERTICAL 4 430.61 31.35 -14.65 46.00 38.13 22.54 3.08 32.40 --- --- Peak VERTICAL 5 500.45 33.05 -12.95 46.00 38.27 24.04 3.14 32.40 --- --- Peak VERTICAL 6 874.87 33.71 -12.29 46.00 32.17 28.87 4.37 31.70 --- --- Peak VERTICAL

<TXBF 1S2T>

2.4GHz 2400~2483.5MHz

WIFI 802.11ax HE20 Full (Band Edge @ 3m)

WIFI	2.4GHz 2400~2483.5MHz Band Edge @ 3m	
ANT	802.11ax HE20 Full CH07 2442MHz	
BF 1S2T	Horizontal	Fundamental
Peak	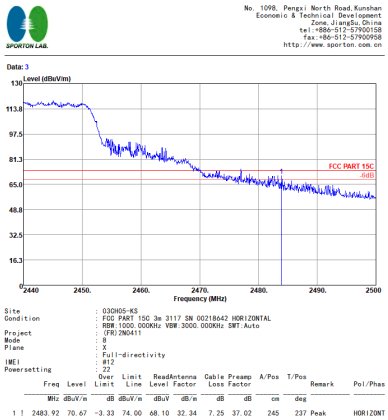 No. 1098, Pengxi North Road,Kunshan Economic & Technical Development Zone,JiangSu,China tel:+886-512-57900158 fax:+86-512-57900958 http://www.sporton.com.cn Data: 3 Level (dBuV/m) FCC PART 15C -6dB Frequency (MHz) Site : 03CH05-KS Condition : FCC PART 15C 3m 3117 SN 00218642 HORIZONTAL : RBW:1000.000KHz VBW:3000.000KHz SWT:Auto Project : (FR)2N0411 Mode : 8 Plane : X : Full-directivity IMEI : #12 Powersetting : 22 Freq Level Over Limit Limit Line ReadAntenna Level Factor Cable Loss Preamp Factor A/Pos T/Pos Remark Pol/Phas MHz dBuV/m dB dBuV/m dBuV dB/m dB dB cm deg 1 ! 2483.92 70.67 -3.33 74.00 68.10 32.34 7.25 37.02 245 237 Peak HORIZONT	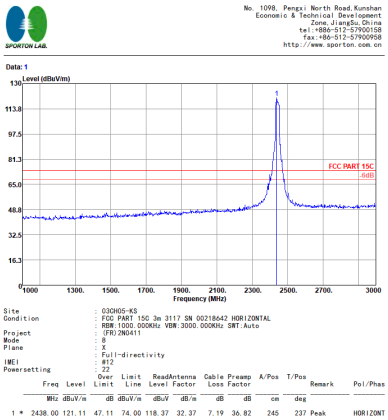 No. 1098, Pengxi North Road,Kunshan Economic & Technical Development Zone,JiangSu,China tel:+886-512-57900158 fax:+86-512-57900958 http://www.sporton.com.cn Data: 1 Level (dBuV/m) FCC PART 15C -6dB Frequency (MHz) Site : 03CH05-KS Condition : FCC PART 15C 3m 3117 SN 00218642 HORIZONTAL : RBW:1000.000KHz VBW:3000.000KHz SWT:Auto Project : (FR)2N0411 Mode : 8 Plane : X : Full-directivity IMEI : #12 Powersetting : 22 Freq Level Over Limit Limit Line ReadAntenna Level Factor Cable Loss Preamp Factor A/Pos T/Pos Remark Pol/Phas MHz dBuV/m dB dBuV/m dBuV dB/m dB dB cm deg 1 * 2438.00 121.11 47.11 74.00 118.37 32.37 7.19 36.82 245 237 Peak HORIZONT
Avg.	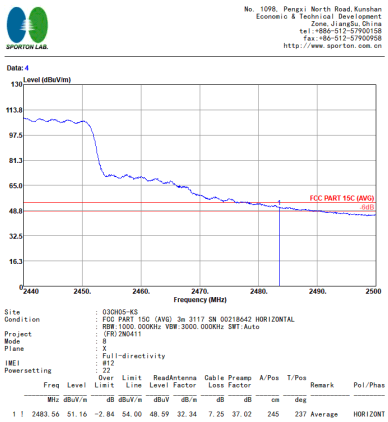 No. 1098, Pengxi North Road,Kunshan Economic & Technical Development Zone,JiangSu,China tel:+886-512-57900158 fax:+86-512-57900958 http://www.sporton.com.cn Data: 4 Level (dBuV/m) FCC PART 15C (AVG) -6dB Frequency (MHz) Site : 03CH05-KS Condition : FCC PART 15C (AVG) 3m 3117 SN 00218642 HORIZONTAL : RBW:1000.000KHz VBW:3000.000KHz SWT:Auto Project : (FR)2N0411 Mode : 8 Plane : X : Full-directivity IMEI : #12 Powersetting : 22 Freq Level Over Limit Limit Line ReadAntenna Level Factor Cable Loss Preamp Factor A/Pos T/Pos Remark Pol/Phas MHz dBuV/m dB dBuV/m dBuV dB/m dB dB cm deg 1 ! 2483.56 51.16 -2.84 54.00 48.59 32.34 7.25 37.02 245 237 Average HORIZONT	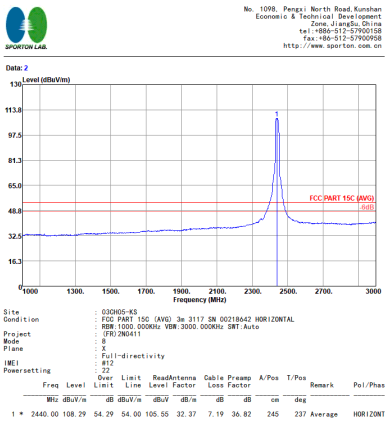 No. 1098, Pengxi North Road,Kunshan Economic & Technical Development Zone,JiangSu,China tel:+886-512-57900158 fax:+86-512-57900958 http://www.sporton.com.cn Data: 2 Level (dBuV/m) FCC PART 15C (AVG) -6dB Frequency (MHz) Site : 03CH05-KS Condition : FCC PART 15C (AVG) 3m 3117 SN 00218642 HORIZONTAL : RBW:1000.000KHz VBW:3000.000KHz SWT:Auto Project : (FR)2N0411 Mode : 8 Plane : X : Full-directivity IMEI : #12 Powersetting : 22 Freq Level Over Limit Limit Line ReadAntenna Level Factor Cable Loss Preamp Factor A/Pos T/Pos Remark Pol/Phas MHz dBuV/m dB dBuV/m dBuV dB/m dB dB cm deg 1 * 2440.00 108.29 54.29 54.00 105.55 32.37 7.19 36.82 245 237 Average HORIZONT

WIFI	2.4GHz 2400~2483.5MHz Band Edge @ 3m	
ANT	802.11ax HE20 Full CH07 2442MHz	
BF 1S2T	Vertical	Fundamental
Peak	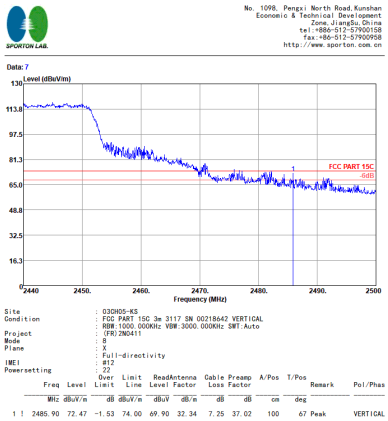 Site : 03CH05-KS Condition : FCC PART 15C 3m 3117 SN 00218642 VERTICAL : RBW:1000.000KHz VBW:3000.000KHz SWT:Auto Project : (FR)2N0411 Mode : 8 Plane : X : Full-directivity IMEI : #12 Powersetting : 22 Freq Level Over Limit Limit Line ReadAntenna Level Factor Cable Loss Preamp Factor A/Pos T/Pos Remark Pol/Phas MHz dBuV/m dB dBuV/m dBuV dB/m dB dB cm deg 1 ! 2485.90 72.47 -1.53 74.00 69.90 32.34 7.25 37.02 100 67 Peak VERTICAL	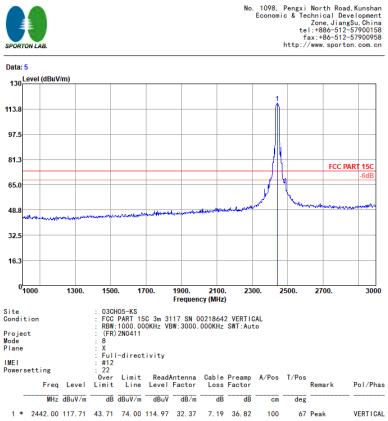 Site : 03CH05-KS Condition : FCC PART 15C 3m 3117 SN 00218642 VERTICAL : RBW:1000.000KHz VBW:3000.000KHz SWT:Auto Project : (FR)2N0411 Mode : 8 Plane : X : Full-directivity IMEI : #12 Powersetting : 22 Freq Level Over Limit Limit Line ReadAntenna Level Factor Cable Loss Preamp Factor A/Pos T/Pos Remark Pol/Phas MHz dBuV/m dB dBuV/m dBuV dB/m dB dB cm deg 1 * 2442.00 117.71 43.71 74.00 114.97 32.37 7.19 36.82 100 67 Peak VERTICAL
Avg.	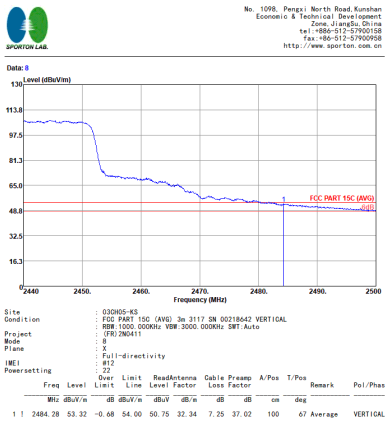 Site : 03CH05-KS Condition : FCC PART 15C (AVG) 3m 3117 SN 00218642 VERTICAL : RBW:1000.000KHz VBW:3000.000KHz SWT:Auto Project : (FR)2N0411 Mode : 8 Plane : X : Full-directivity IMEI : #12 Powersetting : 22 Freq Level Over Limit Limit Line ReadAntenna Level Factor Cable Loss Preamp Factor A/Pos T/Pos Remark Pol/Phas MHz dBuV/m dB dBuV/m dBuV dB/m dB dB cm deg 1 ! 2484.28 53.32 -0.68 54.00 50.75 32.34 7.25 37.02 100 67 Average VERTICAL	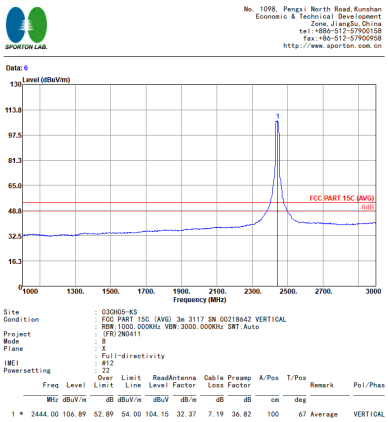 Site : 03CH05-KS Condition : FCC PART 15C (AVG) 3m 3117 SN 00218642 VERTICAL : RBW:1000.000KHz VBW:3000.000KHz SWT:Auto Project : (FR)2N0411 Mode : 8 Plane : X : Full-directivity IMEI : #12 Powersetting : 22 Freq Level Over Limit Limit Line ReadAntenna Level Factor Cable Loss Preamp Factor A/Pos T/Pos Remark Pol/Phas MHz dBuV/m dB dBuV/m dBuV dB/m dB dB cm deg 1 * 2444.00 106.89 52.89 54.00 104.15 32.37 7.19 36.82 100 67 Average VERTICAL

2.4GHz 2400~2483.5MHz

WIFI 802.11ax HE40 Full (Band Edge @ 3m)

WIFI	2.4GHz 2400~2483.5MHz Band Edge @ 3m	
ANT	802.11ax HE40 Full CH09 2452MHz - L	
BF 1S2T	Horizontal	Fundamental
Peak	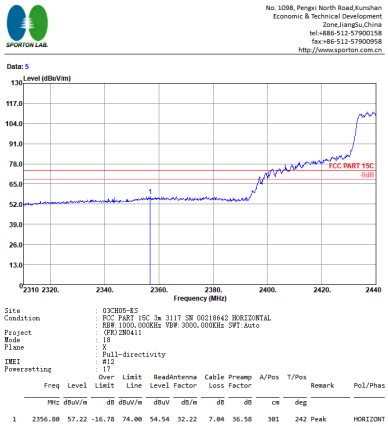	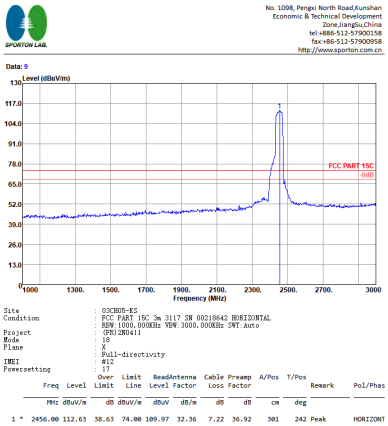
Avg.	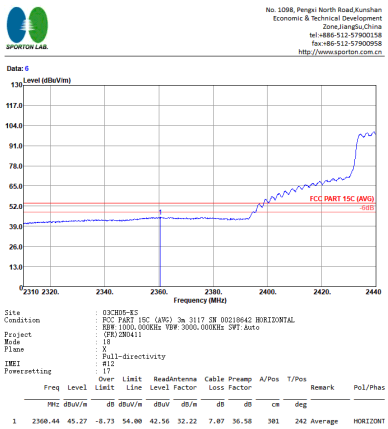	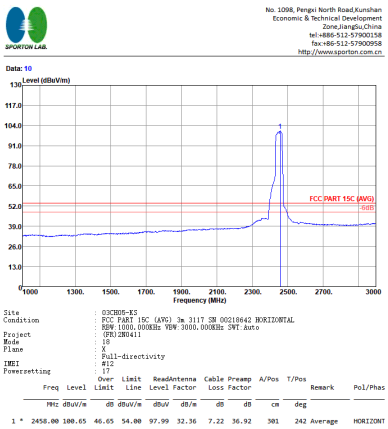

WIFI	2.4GHz 2400~2483.5MHz Band Edge @ 3m	
ANT	802.11ax HE40 Full CH09 2452MHz - R	
BF 1S2T	Horizontal	Fundamental
Peak	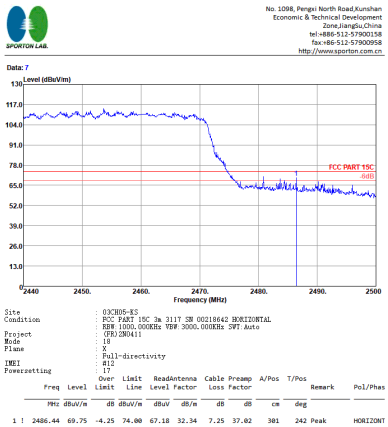	Left blank
Avg.	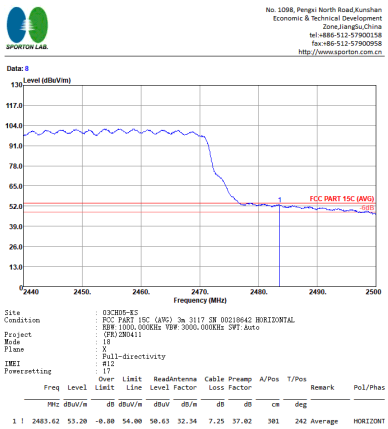	Left blank

WIFI	2.4GHz 2400~2483.5MHz Band Edge @ 3m	
ANT	802.11ax HE40 Full CH09 2452MHz - L	
BF 1S2T	Vertical	Fundamental
Peak	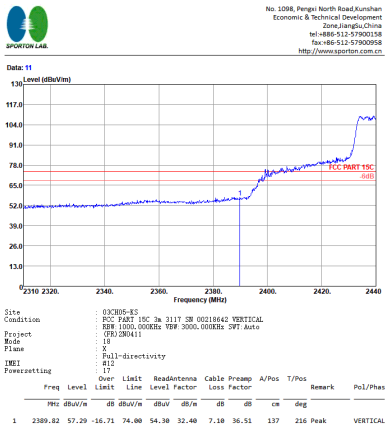 Data: 11 Level (dBuV/m) FCC PART 15C -6dB Frequency (MHz) Site : 03CH05-KS Condition : FCC PART 15C 3m 3117 SN 00218642 VERTICAL RBW:1000.000KHz VBW:3000.000KHz SWT:Auto Project : (FR)2N0411 Mode : 18 Plane : X IMEI : Full-directivity Powersetting : #12 : 17 Freq Level Over Limit Limit Line ReadAntenna Level Factor Cable Loss Factor Preamp Factor A/Pos T/Pos Remark Pol/Phas MHz dBuV/m dB dBuV/m dBuV dB/m dB dB cm deg 1 2389.82 57.29 -16.71 74.00 54.30 32.40 7.10 36.51 137 216 Peak VERTICAL	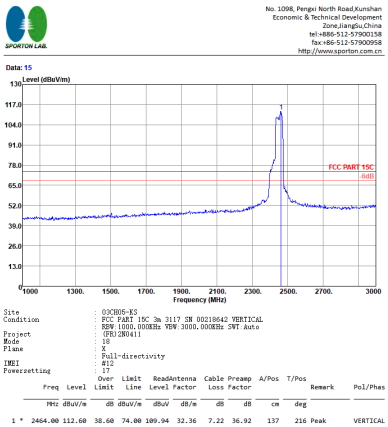 Data: 15 Level (dBuV/m) FCC PART 15C -6dB Frequency (MHz) Site : 03CH05-KS Condition : FCC PART 15C 3m 3117 SN 00218642 VERTICAL RBW:1000.000KHz VBW:3000.000KHz SWT:Auto Project : (FR)2N0411 Mode : 18 Plane : X IMEI : Full-directivity Powersetting : #12 : 17 Freq Level Over Limit Limit Line ReadAntenna Level Factor Cable Loss Factor Preamp Factor A/Pos T/Pos Remark Pol/Phas MHz dBuV/m dB dBuV/m dBuV dB/m dB dB cm deg 1 * 2464.00 112.60 38.60 74.00 109.94 32.36 7.22 36.92 137 216 Peak VERTICAL
Avg.	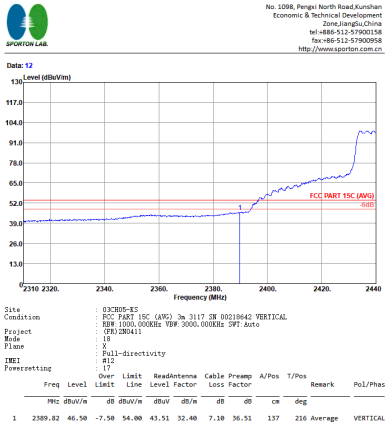 Data: 12 Level (dBuV/m) FCC PART 15C (AVG) -6dB Frequency (MHz) Site : 03CH05-KS Condition : FCC PART 15C (AVG) 3m 3117 SN 00218642 VERTICAL RBW:1000.000KHz VBW:3000.000KHz SWT:Auto Project : (FR)2N0411 Mode : 18 Plane : X IMEI : Full-directivity Powersetting : #12 : 17 Freq Level Over Limit Limit Line ReadAntenna Level Factor Cable Loss Factor Preamp Factor A/Pos T/Pos Remark Pol/Phas MHz dBuV/m dB dBuV/m dBuV dB/m dB dB cm deg 1 2389.82 46.50 -7.50 54.00 43.51 32.40 7.10 36.51 137 216 Average VERTICAL	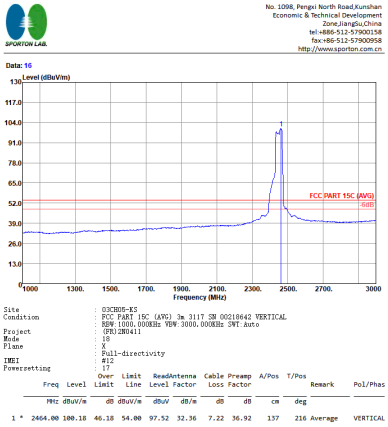 Data: 16 Level (dBuV/m) FCC PART 15C (AVG) -6dB Frequency (MHz) Site : 03CH05-KS Condition : FCC PART 15C (AVG) 3m 3117 SN 00218642 VERTICAL RBW:1000.000KHz VBW:3000.000KHz SWT:Auto Project : (FR)2N0411 Mode : 18 Plane : X IMEI : Full-directivity Powersetting : #12 : 17 Freq Level Over Limit Limit Line ReadAntenna Level Factor Cable Loss Factor Preamp Factor A/Pos T/Pos Remark Pol/Phas MHz dBuV/m dB dBuV/m dBuV dB/m dB dB cm deg 1 * 2464.00 100.18 46.18 54.00 97.52 32.36 7.22 36.92 137 216 Average VERTICAL

WIFI	2.4GHz 2400~2483.5MHz Band Edge @ 3m	
ANT	802.11ax HE40 Full CH09 2452MHz - R	
BF 1S2T	Vertical	Fundamental
Peak	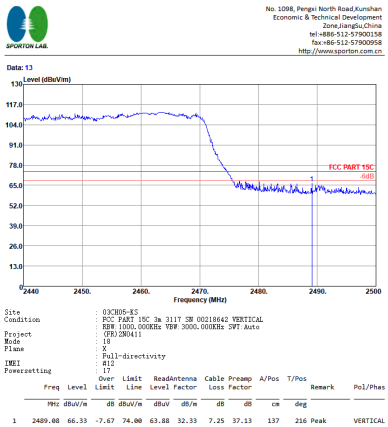	Left blank
Avg.	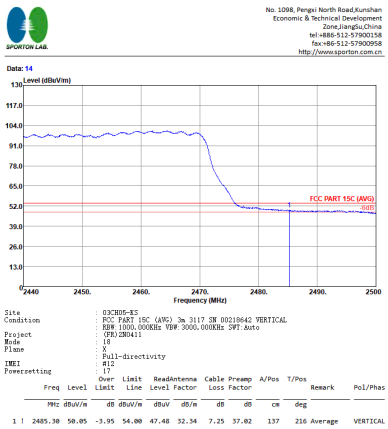	Left blank

2.4GHz 2400~2483.5MHz

WIFI 802.11 ax HE20 Full (Harmonic @ 3m)

WIFI	2.4GHz 2400~2483.5MHz Harmonic @ 3m	
ANT	802.11 ax HE20 Full CH07 2442MHz	
BF 1S2T	Horizontal	Vertical
Peak Avg.	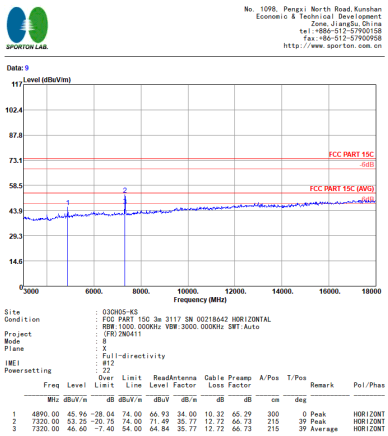 No. 1098, Pengxi North Road,Kunshan Economic & Technical Development Zone,JiangSu,China tel:+86-512-57900158 fax:+86-512-57900958 http://www.sporton.com.cn Data: 9 Site : 03CH05-KS Condition : FCC PART 15C 3m 3117 SN 00218642 HORIZONTAL : RBW:1000.000KHz VBW:3000.000KHz SWT:Auto Project : (FR)2N0411 Mode : 8 Plane : X : Full-directivity IMEI : #12 Powersetting : 22 Freq Level Over Limit Limit Read Level Antenna Factor Cable Loss Preamp Factor A/Pos T/Pos Remark Pol/Phas MHz dBuV/m dB dBuV/m dBuV dB/m dB dB cm deg 1 4890.00 45.96 -28.04 74.00 66.93 34.00 10.32 65.29 300 0 Peak HORIZONT 2 7320.00 53.25 -20.75 74.00 71.49 35.77 12.72 66.73 215 39 Peak HORIZONT 3 7320.00 46.60 -7.40 54.00 64.84 35.77 12.72 66.73 215 39 Average HORIZONT	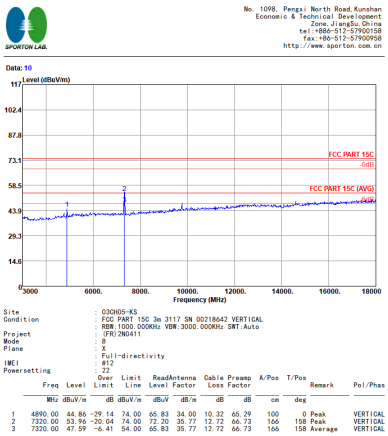 No. 1098, Pengxi North Road,Kunshan Economic & Technical Development Zone,JiangSu,China tel:+86-512-57900158 fax:+86-512-57900958 http://www.sporton.com.cn Data: 10 Site : 03CH05-KS Condition : FCC PART 15C 3m 3117 SN 00218642 VERTICAL : RBW:1000.000KHz VBW:3000.000KHz SWT:Auto Project : (FR)2N0411 Mode : 8 Plane : X : Full-directivity IMEI : #12 Powersetting : 22 Freq Level Over Limit Limit Read Level Antenna Factor Cable Loss Preamp Factor A/Pos T/Pos Remark Pol/Phas MHz dBuV/m dB dBuV/m dBuV dB/m dB dB cm deg 1 4890.00 44.86 -29.14 74.00 65.83 34.00 10.32 65.29 100 0 Peak VERTICAL 2 7320.00 53.96 -20.04 74.00 72.20 35.77 12.72 66.73 166 158 Peak VERTICAL 3 7320.00 47.59 -6.41 54.00 65.83 35.77 12.72 66.73 166 158 Average VERTICAL

2.4GHz 2400~2483.5MHz

WIFI 802.11 ax HE40 Full (Harmonic @ 3m)

WIFI	2.4GHz 2400~2483.5MHz Harmonic @ 3m	
ANT	802.11 ax HE40 Full CH09 2452MHz	
BF 1S2T	Horizontal	Vertical
Peak Avg.	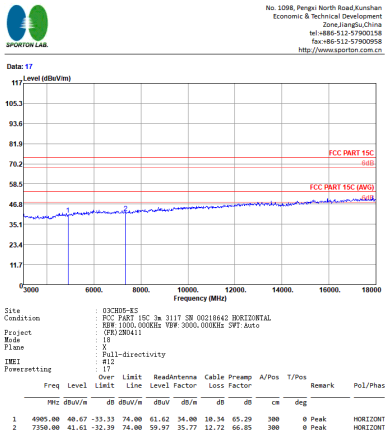	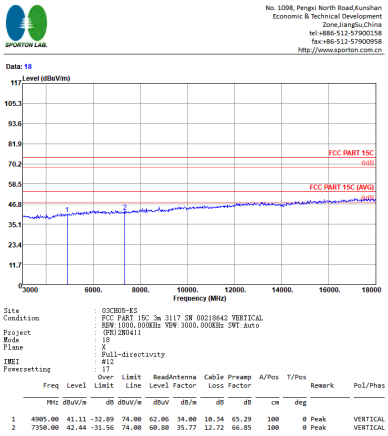	

Appendix E. Duty Cycle Plots

For CDD mode

Antenna	Band	Duty Cycle(%)	T(us)	1/T(kHz)	VBW Setting
1+2	802.11b	95.03	12.464	0.080	0.082kHz
1+2	802.11g	94.67	2.058	0.486	0.51kHz
1+2	802.11ax HE20	98.08	-	-	10Hz
1+2	802.11ax HE40	96.79	0.787	1.271	1.3kHz

For TXBF mode

Antenna	Band	Duty Cycle(%)	Duty Factor
1+2	802.11ax HE20	94.5	0.25
1+2	802.11ax HE40	90.3	0.44

802.11b

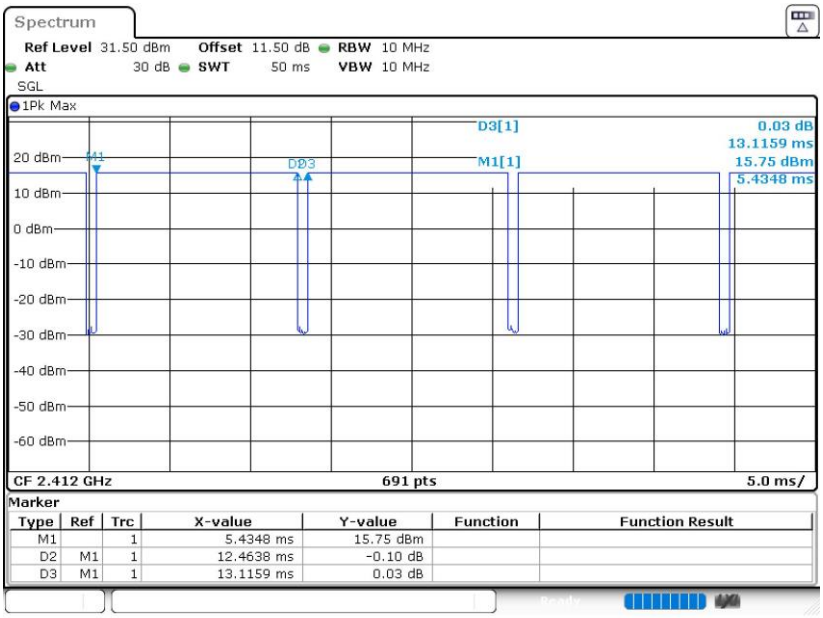

802.11g

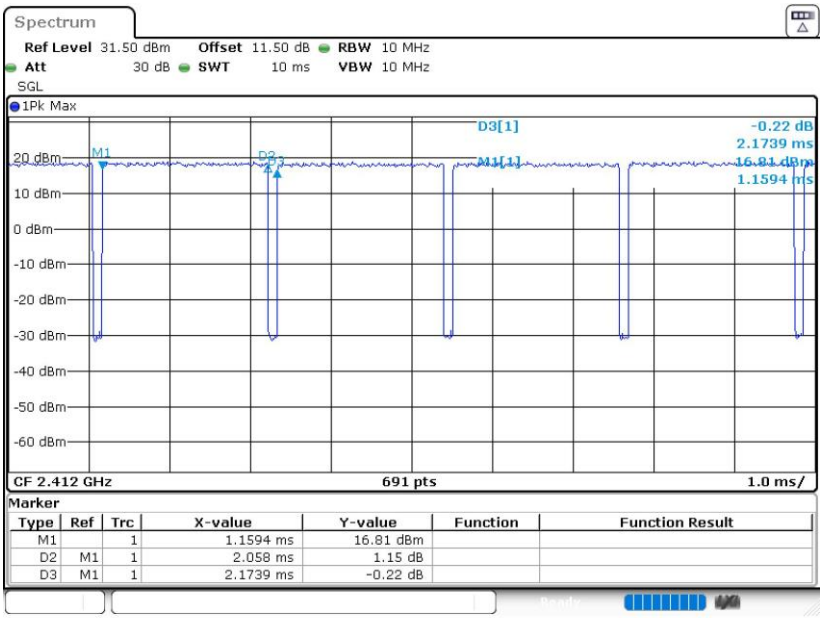

802.11ax HE20

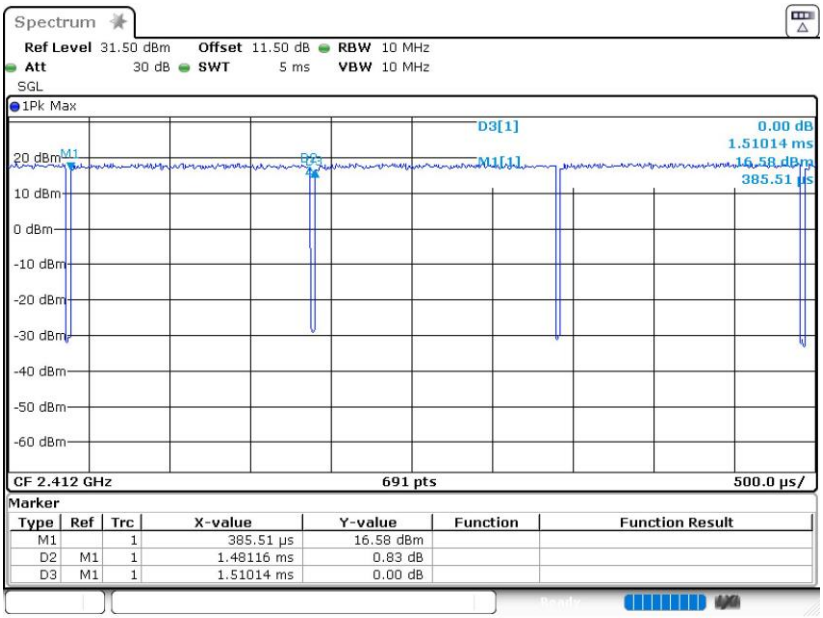
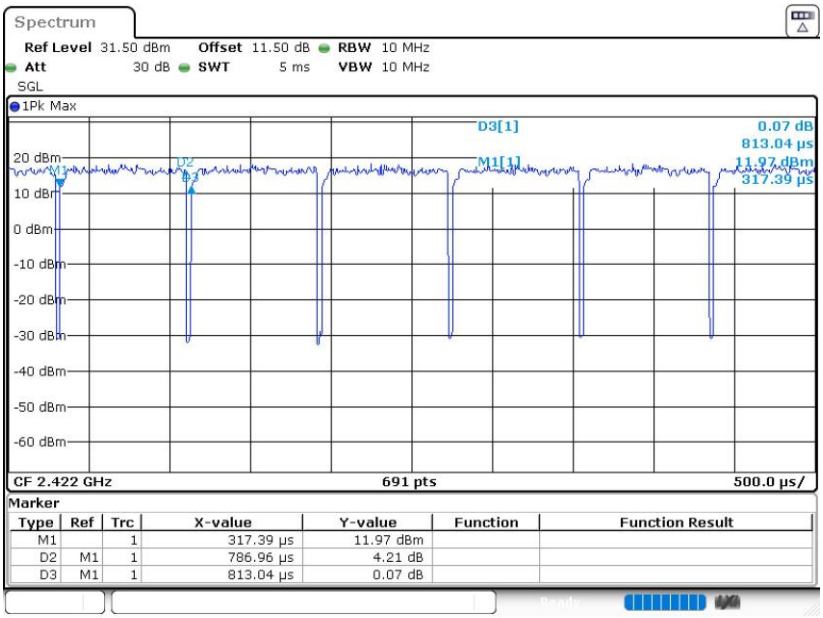
802.11ax HE40