FCC Radio Test Report

FCC ID: G95UCW4060MCS

Report No.	:	BTL-FCCP-4-2306C197
Equipment	:	Set Top Box
Model Name	:	UCW4060MCS
Brand Name	:	Vantiva
Applicant	:	Vantiva USA LLC
Address	:	4855 Peachtree Industrial Blvd, Suite 200, Norcross, GA 30092, USA
Manufacturer	:	Vantiva USA LLC
Address	:	4855 Peachtree Industrial Blvd, Suite 200, Norcross, GA 30092, USA
Factory	:	PT PEGATRON TECHNOLOGY INDONESIA
Address	:	Jalan Beringin Lot 2/Lot 5, Kawasan industrial Batamindo, Kel Mukakuning Kec Sei Beduk, Kota Batam Kepulauan, Batam, 29433, Indonesia
Radio Function	:	RLAN 5 GHz (U-NII 1, U-NII 2A, U-NII 2C, U-NII 3)
FCC Rule Part(s)	:	FCC CFR Title 47, Part 15, Subpart E (15.407)
Measurement Procedure(s)	:	ANSI C63.10-2013
Date of Receipt	:	2023/7/4
Date of Test	:	2023/7/20 ~ 2023/8/11
Issued Date	:	2023/8/15

The above equipment has been tested and found in compliance with the requirement of the above standards by BTL Inc.

Prepared by : Eddie Lee, Engineer

Approved by : Jerry Chuang, Supervisor

BTL Inc.

No.18, Ln. 171, Sec. 2, Jiuzong Rd., Neihu Dist., Taipei City 114, Taiwan

Tel: +886-2-2657-3299 Fax: +886-2-2657-3331 Web: www.newbtl.com Service mail: btl_qa@newbtl.com

Declaration

BTL represents to the client that testing is done in accordance with standard procedures as applicable and that test instruments used has been calibrated with standards traceable to international standard(s) and/or national standard(s).

BTL's reports apply only to the specific samples tested under conditions. It is manufacture's responsibility to ensure that additional production units of this model are manufactured with the identical electrical and mechanical components. **BTL** shall have no liability for any declarations, inferences or generalizations drawn by the client or others from **BTL** issued reports.

This report is the confidential property of the client. As a mutual protection to the clients, the public and ourselves, the test report shall not be reproduced, except in full, without our written approval.

BTL's laboratory quality assurance procedures are in compliance with the **ISO/IEC 17025** requirements, and accredited by the conformity assessment authorities listed in this test report.

BTL is not responsible for the sampling stage, so the results only apply to the sample as received.

The information, data and test plan are provided by manufacturer which may affect the validity of results, so it is manufacturer's responsibility to ensure that the apparatus meets the essential requirements of applied standards and in all the possible configurations as representative of its intended use.

Limitation

For the use of the authority's logo is limited unless the Test Standard(s)/Scope(s)/Item(s) mentioned in this test report is (are) included in the conformity assessment authorities acceptance respective.

Please note that the measurement uncertainty is provided for informational purpose only and are not use in determining the Pass/Fail results.

CONTENTS

REVISION HISTORY		5
1	SUMMARY OF TEST RESULTS	6
1.1	TEST FACILITY	7
1.2	MEASUREMENT UNCERTAINTY	7
1.3	TEST ENVIRONMENT CONDITIONS	7
1.4	DUTY CYCLE	8
2	GENERAL INFORMATION	10
2.1	DESCRIPTION OF EUT	10
2.2	TEST MODES	14
2.3	BLOCK DIAGRAM SHOWING THE CONFIGURATION OF SYSTEM TESTED	16
2.4	SUPPORT UNITS	17
3	AC POWER LINE CONDUCTED EMISSIONS TEST	18
3.1	LIMIT	18
3.2	TEST PROCEDURE	18
3.3	DEVIATION FROM TEST STANDARD	18
3.4	TEST SETUP	19
3.5	TEST RESULT	19
4	RADIATED EMISSIONS TEST	20
4.1	LIMIT	20
4.2	TEST PROCEDURE	21
4.3	DEVIATION FROM TEST STANDARD	21
4.4	TEST SETUP	22
4.5	EUT OPERATING CONDITIONS	23
4.6	TEST RESULT – BELOW 30 MHZ	23
4.7	TEST RESULT – 30 MHZ TO 1 GHZ	23
4.8	TEST RESULT – ABOVE 1 GHZ	23
5	BANDWIDTH TEST	24
5.1	LIMIT	24
5.2	TEST PROCEDURE	24
5.3	DEVIATION FROM TEST STANDARD	25
5.4	TEST SETUP	25
5.5	EUT OPERATING CONDITIONS	25
5.6	TEST RESULT	25
6	OUTPUT POWER TEST	26
6.1	LIMIT	26
6.2	TEST PROCEDURE	26
6.3	DEVIATION FROM TEST STANDARD	27
6.4	TEST SETUP	27
6.5	EUT OPERATING CONDITIONS	27
6.6	TEST RESULT	27
7	POWER SPECTRAL DENSITY	28
7.1	LIMIT	28
7.2	TEST PROCEDURE	28
7.3	DEVIATION FROM TEST STANDARD	29
7.4	TEST SETUP	29
7.5	EUT OPERATING CONDITIONS	29
7.6	TEST RESULT	29

8	LIST OF MEASURING EQUIPMENTS	30
9	EUT TEST PHOTO	32
10	EUT PHOTOS	32
APPENDIX A	AC POWER LINE CONDUCTED EMISSIONS	33
APPENDIX B	RADIATED EMISSIONS - 30 MHZ TO 1 GHZ	38
APPENDIX C	RADIATED EMISSIONS - ABOVE 1 GHZ	41
APPENDIX D	BANDWIDTH	220
APPENDIX E	CONDUCTED OUTPUT POWER	301
APPENDIX F	POWER SPECTRAL DENSITY	324

REVISION HISTORY

Report No.	Version	Description	Issued Date	Note
BTL-FCCP-4-2306C197	R00	Original Report.	2023/8/15	Valid

1 SUMMARY OF TEST RESULTS

Test procedures according to the technical standards.

Standard(s) Section	Description	Test Result	Judgement	Remark
15.207 15.407(b)	AC Power Line Conducted Emissions	APPENDIX A	Pass	------
15.205 15.209 15.407(b)	Radiated Emissions	APPENDIX B APPENDIX C	Pass	------
15.407(a) 15.407(e)	Bandwidth	APPENDIX D	Pass	------
15.407(a)	Output Power	APPENDIX E	Pass	------
15.407(a)	Power Spectral Density	APPENDIX F	Pass	------
15.203	Antenna Requirement	------	Pass	------
15.407(c)	Automatically Discontinue Transmission	------	Pass	**NOTE (3)**

NOTE:
(1) ”N/A” denotes test is not applicable in this Test Report.
(2) The report format version is TP.1.1.1.
(3) The EUT can detect the controlling signal of ACK message transmitting from remote device and verify whether it shall resend or discontinue transmission.

1.1 TEST FACILITY

The test locations stated below are under the TAF Accreditation Number 0659.
The test location(s) used to collect the test data in this report are:
No. 68-1, Ln. 169, Sec. 2, Datong Rd., Xizhi Dist., New Taipei City 221, Taiwan
(FCC DN: TW0659)

☐ C05 ☐ CB08 ☐ CB11 ☒ SR10 ☐ SR11

No. 72, Ln. 169, Sec. 2, Datong Rd., Xizhi Dist., New Taipei City 221, Taiwan
(FCC DN: TW0659)

☒ C06 ☒ CB21 ☐ CB22

1.2 MEASUREMENT UNCERTAINTY

The reported uncertainty of measurement **y** ± **U**, where expanded uncertainty **U** is based on a standard uncertainty multiplied by a coverage factor of **k = 2**, providing a level of confidence of approximately **95 %**. The measurement instrumentation uncertainty considerations contained in CISPR 16-4-2. The BTL measurement uncertainty is less than the CISPR 16-4-2 U_{cispr} requirement.

A. AC power line conducted emissions test:

Test Site	Method	Measurement Frequency Range	U (dB)
C06	CISPR	150 kHz ~ 30MHz	3.44

B. Radiated emissions test :

Test Site	Measurement Frequency Range	U,(dB)
CB21	0.03 GHz ~ 0.2 GHz	4.17
	0.2 GHz ~ 1 GHz	4.72
	1 GHz ~ 6 GHz	5.21
	6 GHz ~ 18 GHz	5.51
	18 GHz ~ 26 GHz	3.69
	26 GHz ~ 40 GHz	4.23

C. Conducted test :

Test Item	U,(dB)
Occupied Bandwidth	0.5332
Output power	0.3669
Power Spectral Density	0.6590
Conducted Spurious emissions	0.5416
Conducted Band edges	0.5335
Frequency Stability	0.5333

NOTE:
Unless specifically mentioned, the uncertainty of measurement has not been taken into account to declare the compliance or non-compliance to the specification.

1.3 TEST ENVIRONMENT CONDITIONS

Test Item	Environment Condition	Test Voltage	Tested by
AC Power Line Conducted Emissions	26 °C, 52 %	AC 120V	Cora Lin
Radiated emissions below 1 GHz	24 °C, 53 %	AC 120V	Mark Wang
Radiated emissions above 1 GHz	22-28 °C, 51-60 %	AC 120V	Mark Wang
Bandwidth	24.1 °C, 53 %	AC 120V	Jay Tien
Output Power	23.6 °C, 47 %	AC 120V	Jay Tien
Power Spectral Density	23.6 °C, 47 %	AC 120V	Jay Tien

1.4 DUTY CYCLE

If duty cycle is ≥ 98 %, duty factor is not required.
If duty cycle is < 98 %, duty factor shall be considered.

Remark	Delta 1			Delta 2	On Time/Period	10 log(1/Duty Cycle)
Mode	ON (ms)	Numbers (ON)	On Time (B) (ms)	Period (ON+OFF) (ms)	Duty Cycle (%)	Duty Factor (dB)
IEEE 802.11a	3.008	1	3.008	3.024	99.47%	0.02
IEEE 802.11n (HT20)	1.425	1	1.425	1.440	98.96%	0.05
IEEE 802.11n (HT40)	0.710	1	0.710	0.730	97.26%	0.12
IEEE 802.11ac (VHT80)	0.355	1	0.355	0.375	94.67%	0.24
IEEE 802.11ax (HE20)	1.115	1	1.115	1.135	98.24%	0.08
IEEE 802.11ax (HE40)	0.590	1	0.590	0.610	96.72%	0.14
IEEE 802.11ax (HE80)	0.979	1	0.979	1.001	97.80%	0.10

IEEE 802.11a

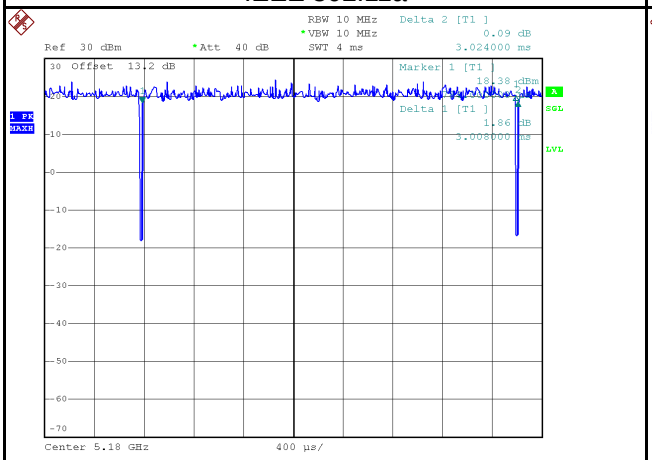

Date: 4.AUG.2023 20:14:33

IEEE 802.11n (HT20)

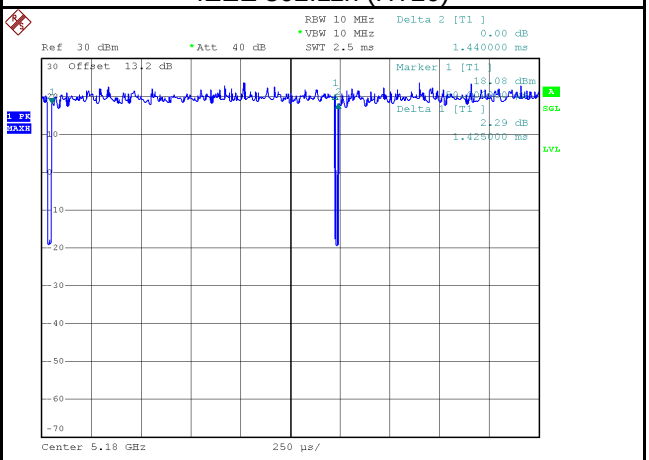

Date: 4.AUG.2023 20:53:41

IEEE 802.11n (HT40)

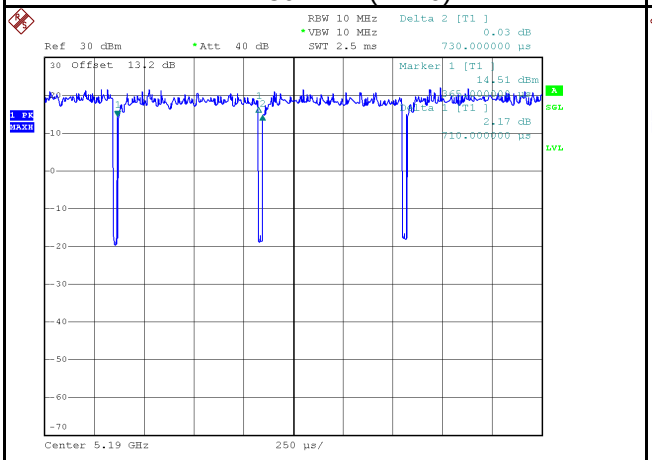

Date: 4.AUG.2023 21:17:33

IEEE 802.11ac (VHT80)

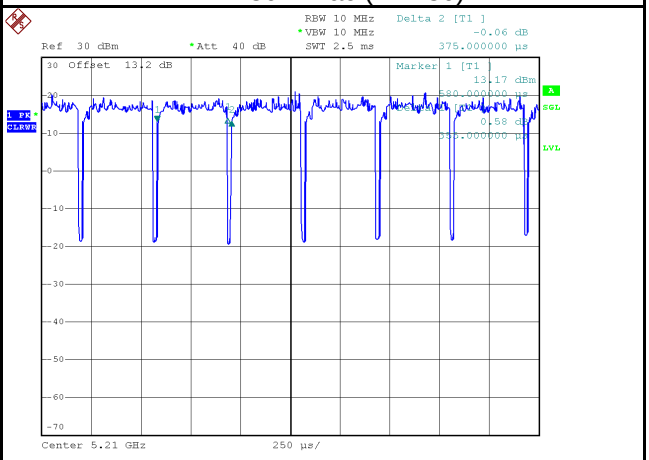

Date: 4.AUG.2023 21:47:04

IEEE 802.11ax (HE20)

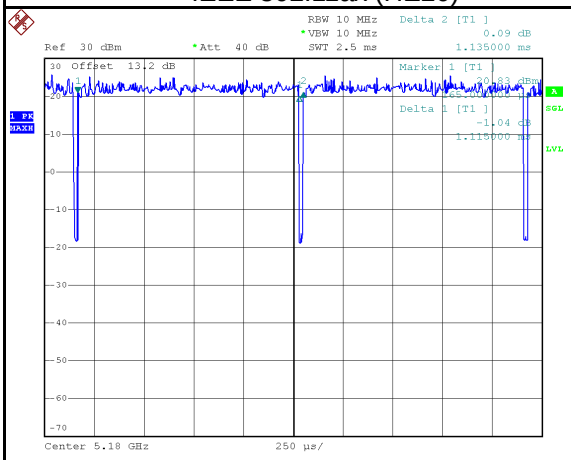

Date: 4.AUG.2023 22:40:41

IEEE 802.11ax (HE40)

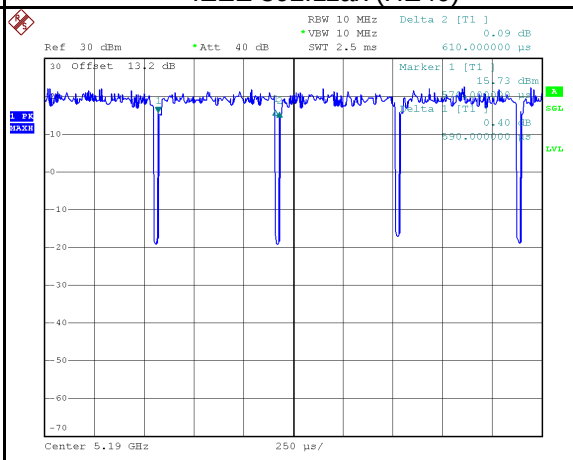

Date: 4.AUG.2023 22:22:02

IEEE 802.11ax (HE80)

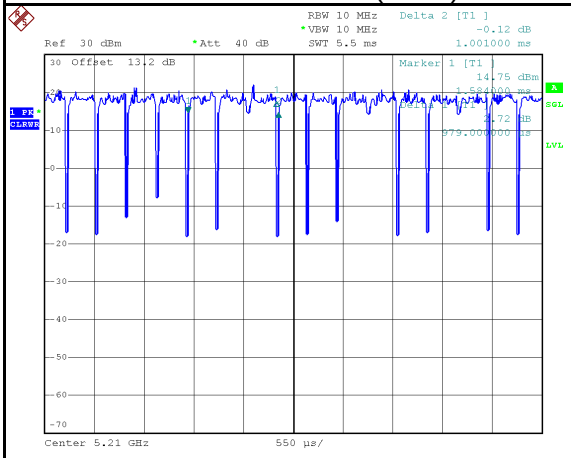

Date: 4.AUG.2023 21:58:29

2 GENERAL INFORMATION

2.1 DESCRIPTION OF EUT

Equipment	Set Top Box
Model Name	UCW4060MCS
Brand Name	Vantiva
Model Difference	N/A
Power Source	DC voltage supplied from AC/DC Adapter.
Power Rating	I/P: 120V~ 0.5A 60Hz O/P: 12V⎓1.5A 18W
Products Covered	1 * Adapter: CHICONY POWER TECHNOLOGY CO LTD / EPS10R4-15
HW Version	Rev B (LAB2)
SW Version	HC_2.0
Operation Band	UNII-1: 5150 MHz to 5250 MHz UNII-2A: 5250 MHz to 5350 MHz UNII-2C: 5470 MHz to 5725 MHz UNII-3: 5725 MHz to 5850 MHz
Operation Frequency	UNII-1: 5180 MHz to 5240 MHz UNII-2A: 5260 MHz to 5320 MHz UNII-2C: 5500 MHz to 5700 MHz UNII-3: 5745 MHz to 5825 MHz
Modulation Technology	IEEE 802.11a/n/ac: OFDM IEEE 802.11ax: OFDMA
Transfer Rate	IEEE 802.11a: 54/48/36/24/18/12/9/6 Mbps IEEE 802.11n: Up to 300 Mbps IEEE 802.11ac: Up to 866.6 Mbps IEEE 802.11ax: Up to 1200.8 Mbps
Output Power Max. for UNII-1 - Non Beamforming	IEEE 802.11a: 23.13 dBm (0.2055 W) IEEE 802.11n (HT20): 23.03 dBm (0.2011 W) IEEE 802.11n (HT40): 23.00 dBm (0.1993 W) IEEE 802.11ac (VHT80): 23.16 dBm (0.2070 W) IEEE 802.11ax (HE20): 22.88 dBm (0.1939 W) IEEE 802.11ax (HE40): 22.67 dBm (0.1848 W) IEEE 802.11ax (HE80): 23.08 dBm (0.2033 W)
Output Power Max. for UNII-2A - Non Beamforming	IEEE 802.11a: 22.95 dBm (0.1970 W) IEEE 802.11n (HT20): 22.88 dBm (0.1943 W) IEEE 802.11n (HT40): 22.85 dBm (0.1930 W) IEEE 802.11ac (VHT80): 22.08 dBm (0.1614 W) IEEE 802.11ax (HE20): 22.77 dBm (0.1892 W) IEEE 802.11ax (HE40): 22.96 dBm (0.1976 W) IEEE 802.11ax (HE80): 21.37 dBm (0.1372 W)
Output Power Max. for UNII-2C - Non Beamforming	IEEE 802.11a: 23.29 dBm (0.2135 W) IEEE 802.11n (HT20): 23.01 dBm (0.2001 W) IEEE 802.11n (HT40): 22.78 dBm (0.1898 W) IEEE 802.11ac (VHT80): 22.82 dBm (0.1915 W) IEEE 802.11ax (HE20): 22.83 dBm (0.1918 W) IEEE 802.11ax (HE40): 22.78 dBm (0.1896 W) IEEE 802.11ax (HE80): 22.63 dBm (0.1832 W)
Output Power Max. for UNII-3 - Non Beamforming	IEEE 802.11a: 25.27 dBm (0.3362 W) IEEE 802.11n (HT20): 25.30 dBm (0.3385 W) IEEE 802.11n (HT40): 24.95 dBm (0.3124 W) IEEE 802.11ac (VHT80): 24.84 dBm (0.3051 W) IEEE 802.11ax (HE20): 25.28 dBm (0.3372 W) IEEE 802.11ax (HE40): 25.32 dBm (0.3403 W) IEEE 802.11ax (HE80): 24.77 dBm (0.2996 W)

Output Power Max. for UNII-1 - Beamforming	IEEE 802.11n (HT20): 22.83 dBm (0.1918 W) IEEE 802.11n (HT40): 22.74 dBm (0.1877 W) IEEE 802.11ac (VHT80): 22.90 dBm (0.1950 W) IEEE 802.11ax (HE20): 22.65 dBm (0.1841 W) IEEE 802.11ax (HE40): 22.39 dBm (0.1733 W) IEEE 802.11ax (HE80): 22.82 dBm (0.1915 W)
Output Power Max. for UNII-2A - Beamforming	IEEE 802.11n (HT20): 22.65 dBm (0.1840 W) IEEE 802.11n (HT40): 22.54 dBm (0.1793 W) IEEE 802.11ac (VHT80): 21.61 dBm (0.1449 W) IEEE 802.11ax (HE20): 22.43 dBm (0.1750 W) IEEE 802.11ax (HE40): 22.62 dBm (0.1827 W) IEEE 802.11ax (HE80): 21.14 dBm (0.1300 W)
Output Power Max. for UNII-2C - Beamforming	IEEE 802.11n (HT20): 22.78 dBm (0.1896 W) IEEE 802.11n (HT40): 22.54 dBm (0.1797 W) IEEE 802.11ac (VHT80): 22.73 dBm (0.1874 W) IEEE 802.11ax (HE20): 22.40 dBm (0.1739 W) IEEE 802.11ax (HE40): 22.54 dBm (0.1793 W) IEEE 802.11ax (HE80): 22.35 dBm (0.1718 W)
Output Power Max. for UNII-3 - Beamforming	IEEE 802.11n (HT20): 25.10 dBm (0.3235 W) IEEE 802.11n (HT40): 24.69 dBm (0.2937 W) IEEE 802.11ac (VHT80): 24.68 dBm (0.3149 W) IEEE 802.11ax (HE20): 25.07 dBm (0.3213 W) IEEE 802.11ax (HE40): 25.10 dBm (0.3236 W) IEEE 802.11ax (HE80): 24.57 dBm (0.2864 W)
Operating Software	Tera Term v4.97
Test Model	UCW4060MCS
Sample Status	Engineering Sample
EUT Modification(s)	N/A

NOTE:
(1) The above EUT information is declared by manufacturer and for more detailed features description, please refers to the manufacturer's specifications or user's manual.

(2) Channel List:

IEEE 802.11a IEEE 802.11n (HT20) IEEE 802.11ac (VHT20) IEEE 802.11ax (HE20)		IEEE 802.11n (HT40) IEEE 802.11ac (VHT40) IEEE 802.11ax (HE40)		IEEE 802.11ac (VHT80) IEEE 802.11ax (HE80)	
UNII-1		UNII-1		UNII-1	
Channel	Frequency (MHz)	Channel	Frequency (MHz)	Channel	Frequency (MHz)
36	5180	38	5190	42	5210
40	5200	46	5230		
44	5220				
48	5240				

IEEE 802.11a IEEE 802.11n (HT20) IEEE 802.11ac (VHT20) IEEE 802.11ax (HE20)		IEEE 802.11n (HT40) IEEE 802.11ac (VHT40) IEEE 802.11ax (HE40)		IEEE 802.11ac (VHT80) IEEE 802.11ax (HE80)	
UNII-2A		UNII-2A		UNII-2A	
Channel	Frequency (MHz)	Channel	Frequency (MHz)	Channel	Frequency (MHz)
52	5260	54	5270	58	5290
56	5280	62	5310		
60	5300				
64	5320				

IEEE 802.11a IEEE 802.11n (HT20) IEEE 802.11ac (VHT20) IEEE 802.11ax (HE20)		IEEE 802.11n (HT40) IEEE 802.11ac (VHT40) IEEE 802.11ax (HE40)		IEEE 802.11ac (VHT80) IEEE 802.11ax (HE80)	
UNII-2C		UNII-2C		UNII-2C	
Channel	Frequency (MHz)	Channel	Frequency (MHz)	Channel	Frequency (MHz)
100	5500	102	5510	106	5530
104	5520	110	5550	122	5610
108	5540	118	5590		
112	5560	126	5630		
116	5580	134	5670		
120	5600				
124	5620				
128	5640				
132	5660				
136	5680				
140	5700				

IEEE 802.11a IEEE 802.11n (HT20) IEEE 802.11ac (VHT20) IEEE 802.11ax (HE20)		IEEE 802.11n (HT40) IEEE 802.11ac (VHT40) IEEE 802.11ax (HE40)		IEEE 802.11ac (VHT80) IEEE 802.11ax (HE80)	
UNII-3		UNII-3		UNII-3	
Channel	Frequency (MHz)	Channel	Frequency (MHz)	Channel	Frequency (MHz)
149	5745	151	5755	155	5775
153	5765	159	5795		
157	5785				
161	5805				
165	5825				

(3) Table for Filed Antenna:

Ant.	Brand	Model Name	Antenna Type	Connector	Frequency (MHz)	Gain (dBi)
DB1	N/A	N/A	PIFA	I-PEX	5150-5350	4.28
					5470-5725	5.25
					5725-5850	5.25
DB2	N/A	N/A	PIFA	I-PEX	5150-5350	5.05
					5470-5725	4.65
					5725-5850	4.32

NOTE:

1) For CDD: UNII-1 Directional Gain=2.81 dBi, UNII-2A Directional Gain=2.81 dBi
UNII-2C Directional Gain=3.27 dBi, UNII-3 Directional Gain=3.29 dBi

$$DirectionalGain = 10 \cdot \log\left[\frac{\sum_{j=1}^{N_{SS}}\left\{\sum_{k=1}^{N_{ANT}} g_{j,k}\right\}^2}{N_{ANT}}\right]$$

where

Each antenna is driven by no more than one spatial stream;
N_{SS} = the number of independent spatial streams of data;
N_{ANT} = the total number of antennas
$g_{j,k} = 10^{G_k/20}$ if the kth antenna is being fed by spatial stream j, or zero if it is not;
G_k is the gain in dBi of the kth antenna.

2) For TXBF: Directional Gain=10log[$(10^{G1/20}+10^{G2/20}+...10^{GN/20})^2$/ N_{ANT}]dBi.
Then, UNII-1 Directional Gain=5.69 dBi, UNII-2A Directional Gain=5.69 dBi
UNII-2C Directional Gain=5.84 dBi, UNII-3 Directional Gain=5.46 dBi

3) The antenna gain is provided by the manufacturer.

(4) The above Antenna information are derived from the antenna data sheet provided by manufacturer and for more detailed features description, please refer to the manufacturer's specifications, the laboratory shall not be held responsible.

(5) Operating Mode and Antenna Configuration

TX Mode / Operating Mode	1 TX (SISO)	2 TX (MIMO)
IEEE 802.11a	V (DB1 or DB2)	V (DB1+ DB2)
IEEE 802.11n (HT20)	V (DB1 or DB2)	V (DB1+ DB2)
IEEE 802.11n (HT40)	V (DB1 or DB2)	V (DB1+ DB2)
IEEE 802.11ac (VHT80)	V (DB1 or DB2)	V (DB1+ DB2)
IEEE 802.11ax (HE20)	V (DB1 or DB2)	V (DB1+ DB2)
IEEE 802.11ax (HE40)	V (DB1 or DB2)	V (DB1+ DB2)
IEEE 802.11ax (HE80)	V (DB1 or DB2)	V (DB1+ DB2)

2.2 TEST MODES

Test Items	Test mode	Channel	Note
AC power line conducted emissions	Normal/Idle	-	-
Transmitter Radiated Emissions (below 1GHz)	TX Mode_IEEE 802.11a	36	-
Transmitter Radiated Emissions (above 1GHz)	TX Mode_IEEE 802.11a	36/48, 52/64 100/140, 149/165	Bandedge
	TX Mode_IEEE 802.11n (HT20) TX Mode_IEEE 802.11ax (HE20)		
	TX Mode_IEEE 802.11n (HT40) TX Mode_IEEE 802.11ax (HE40)	38/46, 54/62 102/134, 151/159	
	TX Mode_IEEE 802.11ac (VHT80) TX Mode_IEEE 802.11ax (HE80)	42, 58 106/122, 155	
	TX Mode_IEEE 802.11a	36/40/48 52/60/64 100/116/140 149/157/165	Harmonic
	TX Mode_IEEE 802.11n (HT20) TX Mode_IEEE 802.11ax (HE20)	36/40/48 52/60/64 100/116/140 149/157/165	
	TX Mode_IEEE 802.11n (HT40) TX Mode_IEEE 802.11ax (HE40)	38/46, 54/62 102/110/134 151/159	
	TX Mode_IEEE 802.11ac (VHT80) TX Mode_IEEE 802.11ax (HE80)	42, 58 106/122, 155	
Bandwidth & Power Spectral Density	TX Mode_IEEE 802.11a	36/40/48 52/60/64 100/116/140 149/157/165	-
	TX Mode_IEEE 802.11n (HT20) TX Mode_IEEE 802.11ax (HE20)	36/40/48 52/60/64 100/116/140 149/157/165	
	TX Mode_IEEE 802.11n (HT40) TX Mode_IEEE 802.11ax (HE40)	38/46, 54/62 102/110/134 151/159	
	TX Mode_IEEE 802.11ac (VHT80) TX Mode_IEEE 802.11ax (HE80)	42, 58 106/122, 155	
Output Power	TX Mode_IEEE 802.11a	36/40/48 52/60/64 100/116/140 149/157/165	-
	TX Mode_IEEE 802.11n (HT20) TX Mode_IEEE 802.11ax (HE20)	36/40/48 52/60/64 100/116/140 149/157/165	
	TX Mode_IEEE 802.11n (HT40) TX Mode_IEEE 802.11ax (HE40)	38/46, 54/62 102/110/134 151/159	
	TX Mode_IEEE 802.11ac (VHT80) TX Mode_IEEE 802.11ax (HE80)	42, 58 106/122, 155	

NOTE:

(1) For radiated emission band edge test, both Vertical and Horizontal are evaluated, but only the worst case (Horizontal) is recorded.

(2) All X, Y and Z axes are evaluated, but only the worst case (X axis) is recorded.

(3) For IEEE 802.11ax modes, refer to TCB Workshop presentations on October 3, 2018, after evaluated, all testing are performed under fully loaded conditions (Full RU). In the test data, only the partially loaded conditions data are marked with tones.

(4) The measurements for Output Power are tested, the Non Beamforming and Beamforming are recorded in the report. The worst case is Non Beamforming and only the worst case is documented for other test items.

(5) The measurements for Output Power are tested, because the modulation of IEEE 802.11n and IEEE 802.11ac are the same, and the power of IEEE 802.11n(HT20) mode and IEEE 802.11n(HT40) mode are the worse than that of IEEE 802.11ac(VHT20) mode and IEEE 802.11ac(VHT40) mode, only the worst cases are documented for other test items.

2.3 BLOCK DIAGRAM SHOWING THE CONFIGURATION OF SYSTEM TESTED

Equipment letters and Cable numbers refer to item numbers described in the tables of clause 2.4.

AC power line conducted emissions

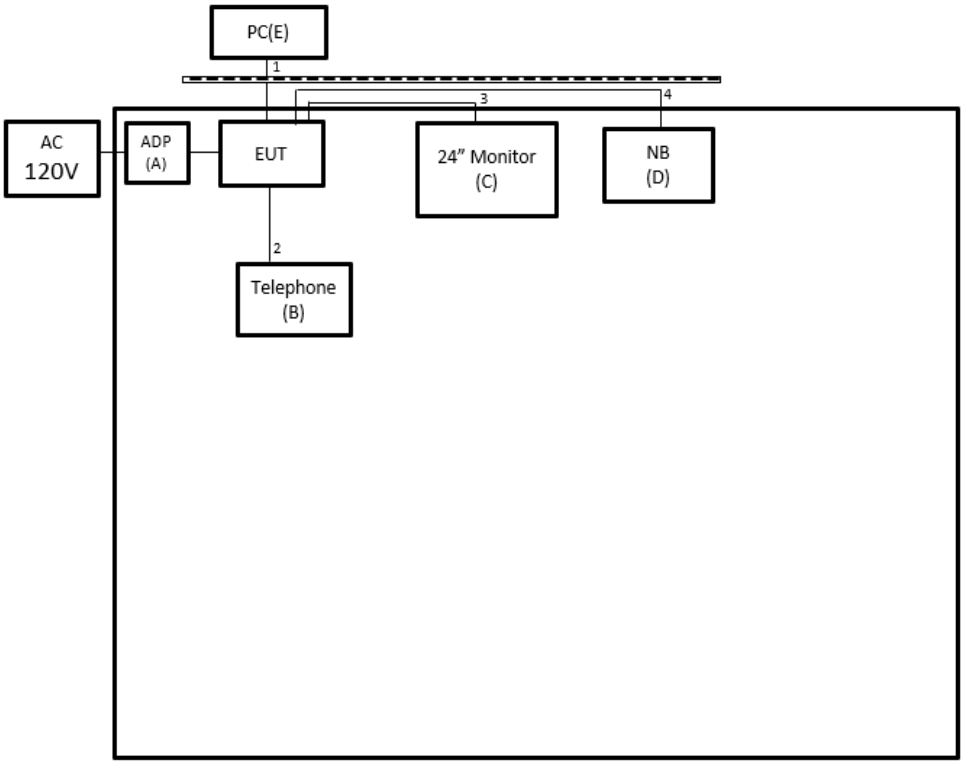

Radiated Emissions

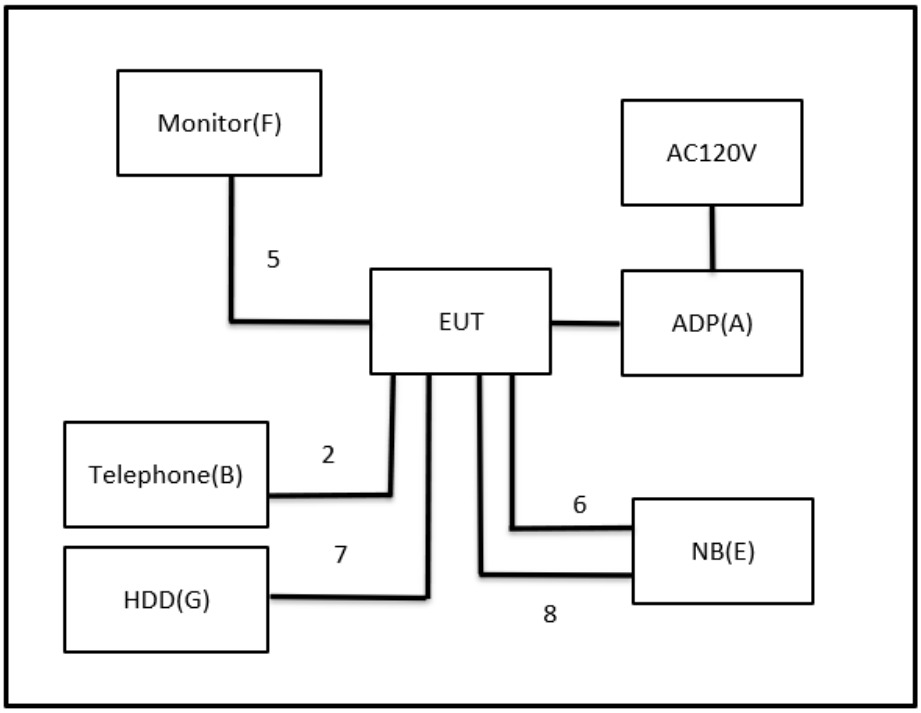

2.4 SUPPORT UNITS

Item	Equipment	Brand	Model No.	Series No.	Remarks
A	ADAPTER	CHICONY POWER TECHNOLOGY CO LTD	EPS10R4-15	CS10E222AC260	Supplied by test requester
B	Telephone	Sweetone	RS-802HF	N/A	Furnished by test lab.
C	24” Monitor	DELL	P2415Qb	CN-0J1P7F-QDC00-7BH-1L19B-A06	Furnished by test lab.
D	NB	HP	TPN-I119	N/A	Furnished by test lab.
E	NB	Asus	B500-P45VA-0141A3230M	N/A	Furnished by test lab.
F	27” Monitor	DELL	U2720Q	CN-0834VF-WSL00-0B7-299L-A05	Furnished by test lab.
G	USB 3.0 HDD	WD	WDBC3C0010BSL-0B	WX81A88ALJUC	Furnished by test lab.

Item	Shielded	Ferrite Core	Length	Cable Type	Remarks
1	No	No	6m	RJ45 Cable	Furnished by test lab.
2	No	No	1m	RJ 11	Furnished by test lab.
3	No	No	1.7m	HDMI Cable	Furnished by test lab.
4	No	No	1.7m	HDMI Cable	Furnished by test lab.
5	No	No	1.8m	HDMI Cable	Furnished by test lab.
6	No	No	1m	RJ45 Cable	Furnished by test lab.
7	No	No	1m	USB3.0 TO USB	Furnished by test lab.
8	No	No	1m	HDMI Cable	Furnished by test lab.

3 AC POWER LINE CONDUCTED EMISSIONS TEST

3.1 LIMIT

Frequency (MHz)	Limit (dBμV)	
	Quasi-peak	Average
0.15 - 0.5	66 - 56 *	56 - 46 *
0.50 - 5.0	56	46
5.0 - 30.0	60	50

NOTE:
(1) The tighter limit applies at the band edges.
(2) The limit of " * " marked band means the limitation decreases linearly with the logarithm of the frequency in the range.
(3) The test result calculated as following:
Measurement Value = Reading Level + Correct Factor
Correct Factor = Insertion Loss + Cable Loss + Attenuator Factor (if use)
Margin Level = Measurement Value – Limit Value
Calculation example:

Reading Level		Correct Factor		Measurement Value
38.22	+	3.45	=	41.67

Measurement Value		Limit Value		Margin Level
41.67	-	60	=	-18.33

The following table is the setting of the receiver.

Receiver Parameter	Setting
Attenuation	10 dB
Start Frequency	0.15 MHz
Stop Frequency	30 MHz
IF Bandwidth	9 KHz

3.2 TEST PROCEDURE

a. The EUT was placed 0.8 m above the horizontal ground plane with the EUT being connected to the power mains through a line impedance stabilization network (LISN).
All other support equipment were powered from an additional LISN(s).
The LISN provides 50 Ohm/50uH of impedance for the measuring instrument.
b. Interconnecting cables that hang closer than 40 cm to the ground plane shall be folded back and forth in the center forming a bundle to keep the cable above 40 cm.
c. Excess I/O cables that are not connected to a peripheral shall be bundled in the center.
The end of the cable will be terminated, using the correct terminating impedance.
The overall length shall not exceed 1 m.
d. The LISN is spaced at least 80 cm from the nearest part of the EUT chassis.
e. For the actual test configuration, please refer to the related Item – EUT TEST PHOTO.

NOTE:
(1) In the results, each reading is marked as Peak, QP or AVG per the detector used.
BW=9 kHz (6 dB Bandwidth)
(2) All readings are Peak unless otherwise stated QP or AVG in column of Note. Both the QP and the AVG readings must be less than the limit for compliance.

3.3 DEVIATION FROM TEST STANDARD

No deviation.

3.4 TEST SETUP

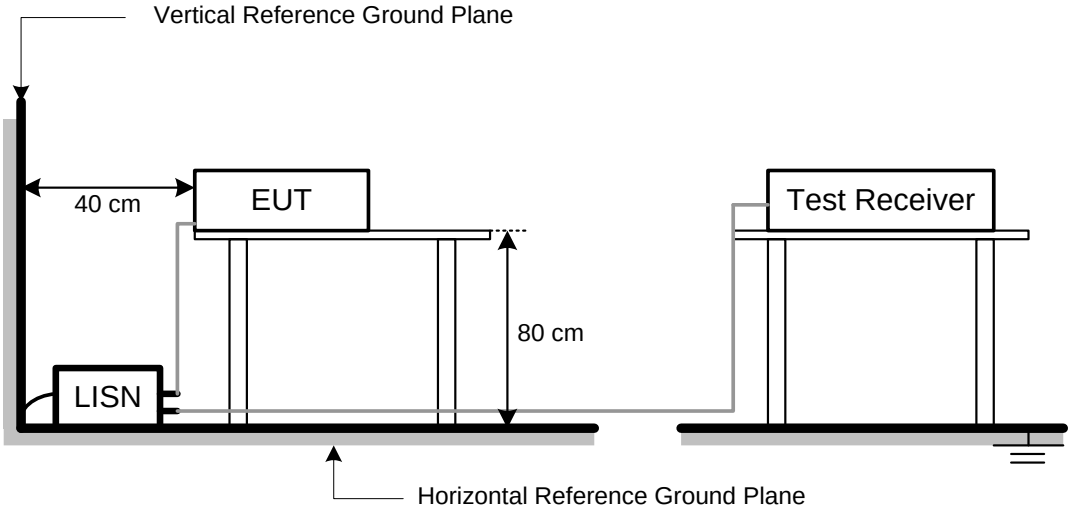

3.5 TEST RESULT

Please refer to the APPENDIX A.

4 RADIATED EMISSIONS TEST

4.1 LIMIT

In case the emission fall within the restricted band specified on 15.205, then the 15.209 limit in the table below has to be followed.

LIMITS OF RADIATED EMISSIONS MEASUREMENT (9 kHz to 1000 MHz)

Frequency (MHz)	Field Strength (microvolts/meter)	Measurement Distance (meters)
0.009~0.490	2400/F(KHz)	300
0.490~1.705	24000/F(KHz)	30
1.705~30.0	30	30
30~88	100	3
88~216	150	3
216~960	200	3
960~1000	500	3

LIMITS OF UNWANTED EMISSION OUT OF THE RESTRICTED BANDS

Frequency (MHz)	EIRP Limit (dBm)	Equivalent Field Strength at 3m (dBµV/m)
5150-5250	-27	68.2
5250-5350	-27	68.2
5470-5725	-27	68.2
5725-5850	-27 (NOTE 2)	68.2
	10 (NOTE 2)	105.2
	15.6 (NOTE 2)	110.8
	27 (NOTE 2)	122.2

NOTE:

(1) The following formula is used to convert the equipment isotropic radiated power (eirp) to field strength:

$$E = \frac{1000000\sqrt{30P}}{3}$$ µV/m, where P is the eirp (Watts)

(2) According to FCC 16-24,All emissions shall be limited to a level of -27 dBm/MHz at 75 MHz or more above or below the band edge increasing linearly to 10 dBm/MHz at 25 MHz above or below the band edge, and from 25 MHz above or below the band edge increasing linearly to a level of 15.6 dBm/MHz at 5 MHz above or below the band edge, and from 5 MHz above or below the band edge increasing linearly to a level of 27 dBm/MHz at the band edge.

(3) The test result calculated as following:
Measurement Value = Reading Level + Correct Factor
Correct Factor = Antenna Factor + Cable Loss - Amplifier Gain(if use)
Margin Level = Measurement Value - Limit Value
Calculation example:

Reading Level		Correct Factor		Measurement Value
36.23	+	-11.97	=	24.26

Measurement Value		Limit Value		Margin Level
24.26	-	40	=	-15.74

Spectrum Parameter	Setting
Attenuation	Auto
Start Frequency	1000 MHz
Stop Frequency	10th carrier harmonic
RBW / VBW (Emission in restricted band)	1MHz / 3MHz for Peak, 1MHz / 1/T for Average

Spectrum Parameter	Setting
Attenuation	Auto
Start ~ Stop Frequency	9KHz~90KHz for PK/AVG detector
Start ~ Stop Frequency	90KHz~110KHz for QP detector
Start ~ Stop Frequency	110KHz~490KHz for PK/AVG detector
Start ~ Stop Frequency	490KHz~30MHz for QP detector
Start ~ Stop Frequency	30MHz~1000MHz for QP detector

4.2 TEST PROCEDURE

a. The measuring distance of 3 m shall be used for measurements. The EUT was placed on the top of a rotating table 0.8 meter above the ground at a 3 meter semi-anechoic chamber. The table was rotated 360 degrees to determine the position of the highest radiation.(below 1GHz)
b. The measuring distance of 3 m shall be used for measurements. The EUT was placed on the top of a rotating table 1.5 meter above the ground at a 3 meter semi-anechoic chamber. The table was rotated 360 degrees to determine the position of the highest radiation.(above 1GHz)
c. The height of the equipment or of the substitution antenna shall be 0.8 m or 1.5 m, the height of the test antenna shall vary between 1 m to 4 m. Both horizontal and vertical polarizations of the antenna are set to make the measurement.
d. For each suspected emission, the EUT was arranged to its worst case and then the antenna was tuned to heights find the maximum reading (used Bore sight function).
e. The receiver system was set to peak and average detect function and specified bandwidth with maximum hold mode when the test frequency is above 1GHz.
f. The initial step in collecting radiated emission data is a receiver peak detector mode pre-scanning the measurement frequency range. Significant peaks are then marked and then Quasi Peak detector mode re-measured.
g. All readings are Peak unless otherwise stated QP in column of Note. Peak denotes that the Peak reading compliance with the QP Limits and then QP Mode measurement didn‘t perform. (below 1GHz)
h. All readings are Peak Mode value unless otherwise stated AVG in column of Note. If the Peak Mode Measured value compliance with the Peak Limits and lower than AVG Limits, the EUT shall be deemed to meet both Peak & AVG Limits and then only Peak Mode was measured, but AVG Mode didn‘t perform. (above 1GHz)
i. For the actual test configuration, please refer to the related Item – EUT TEST PHOTO.

4.3 DEVIATION FROM TEST STANDARD

No deviation.

4.4 TEST SETUP

9 kHz to 30 MHz

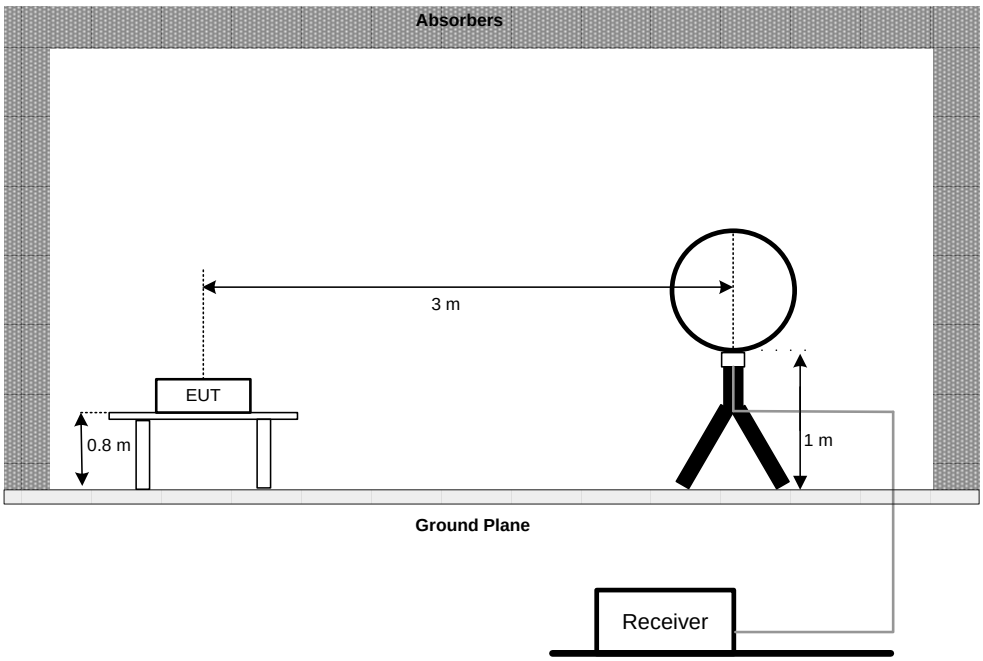

30 MHz to 1 GHz

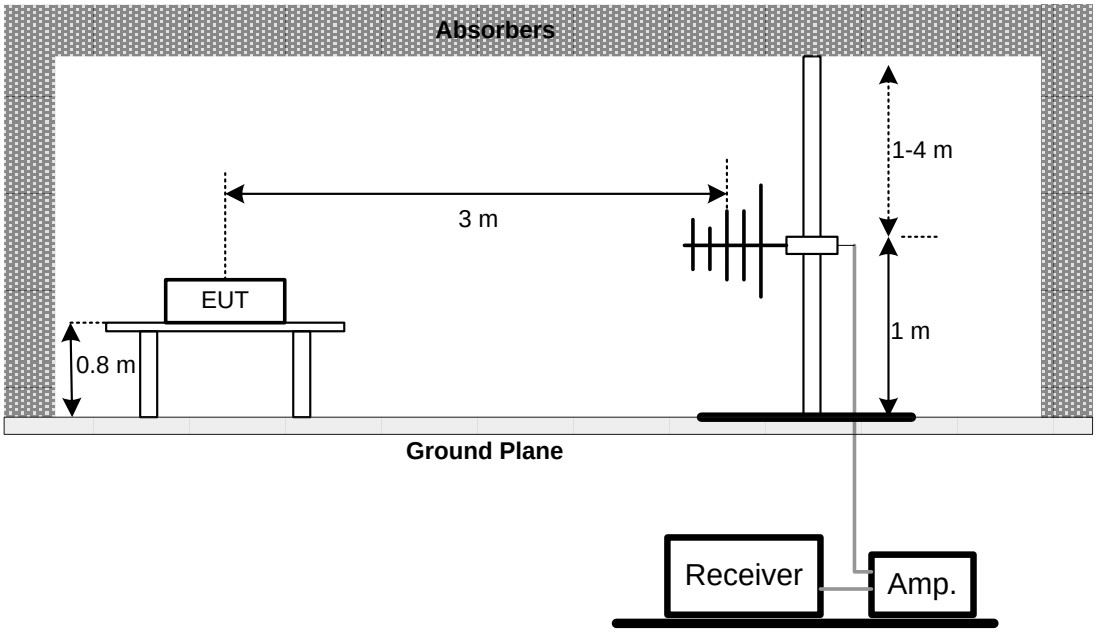

Above 1 GHz

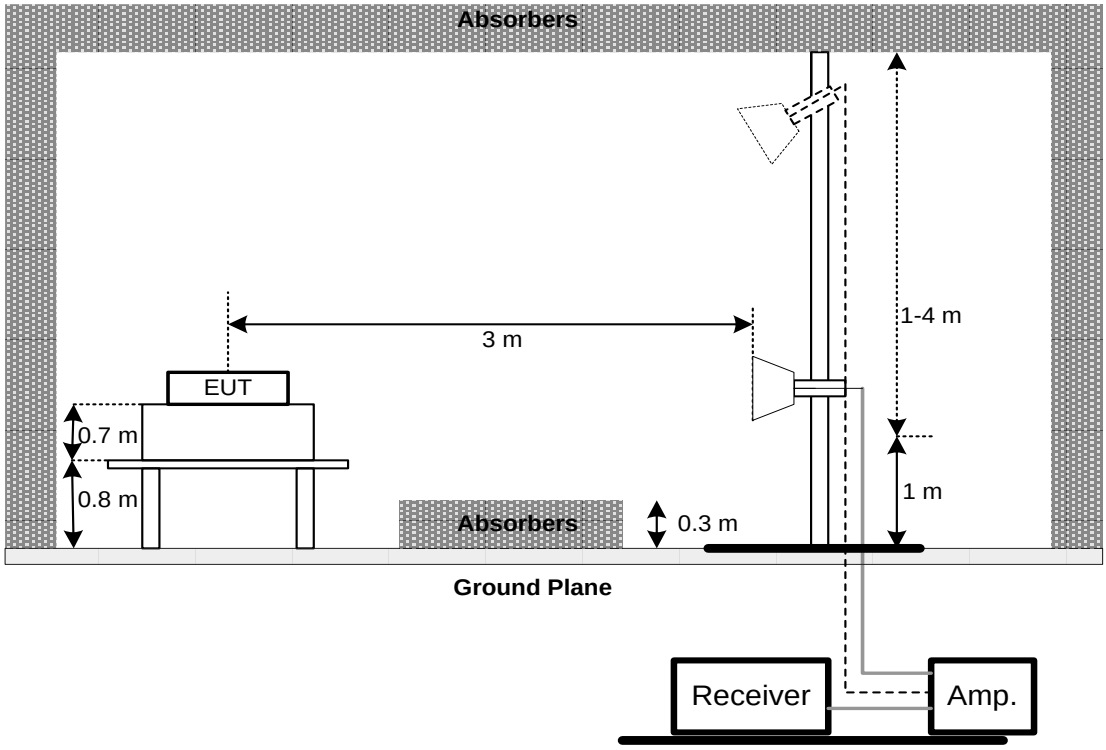

4.5 EUT OPERATING CONDITIONS

The EUT was programmed to be in continuously transmitting mode.

4.6 TEST RESULT – BELOW 30 MHZ

There were no emissions found below 30 MHz within 20 dB of the limit.

4.7 TEST RESULT – 30 MHZ TO 1 GHZ

Please refer to the APPENDIX B.

4.8 TEST RESULT – ABOVE 1 GHZ

Please refer to the APPENDIX C.

NOTE:

(1) No limit: This is fundamental signal, the judgment is not applicable.
For fundamental signal judgment was referred to Peak output test.

5 BANDWIDTH TEST

5.1 LIMIT

Section	Test Item	Frequency Range (MHz)
15.407(a) 15.407(e)	26 dB Bandwidth	5150-5250
		5250-5350
		5470-5725
	Minimum 500 kHz 6 dB Bandwidth	5725-5850

5.2 TEST PROCEDURE

a. The EUT was directly connected to the spectrum analyzer and antenna output port as show in the block diagram below.
b. Spectrum Setting:

For UNII-1, UNII-2A, UNII-2C:

Spectrum Parameter	Setting
Span Frequency	> 26 dB Bandwidth
RBW	Appromiximately 1% of the emission bandwidth
VBW	> RBW
Detector	Peak
Trace	Max Hold
Sweep Time	Auto

For UNII-3:

Spectrum Parameter	Setting
Span Frequency	> 6 dB Bandwidth
RBW	100 kHz
VBW	300 kHz
Detector	Peak
Trace	Max Hold
Sweep Time	Auto

For 99% Occupied Bandwidth:

Spectrum Parameter	Setting
Span Frequency	1.5 times to 5 times the OBW
RBW	1% to 5% of the OBW
VBW	≥3*RBW
Detector	Peak
Trace	Max Hold
Sweep Time	Auto

c. Measured the spectrum width with power higher than 26 dB / 6 dB below carrier.

5.3 DEVIATION FROM TEST STANDARD

No deviation.

5.4 TEST SETUP



5.5 EUT OPERATING CONDITIONS

The EUT was programmed to be in continuously transmitting mode.

5.6 TEST RESULT

Please refer to the APPENDIX D.

6 OUTPUT POWER TEST

6.1 LIMIT

Section	Test Item	Limit	Frequency Range (MHz)
15.407(a)	Maximum Output Power	AP device: 1 Watt (30 dBm) Client device: 250 mW (24 dBm)	5150-5250
		250 mW (24 dBm)	5250-5350
			5470-5725
		1 Watt (30 dBm)	5725-5850

Note:

a. For client devices in the 5.15-5.25 GHz band, the maximum conducted output power over the frequency band of operation shall not exceed 250 mW provided the maximum antenna gain does not exceed 6 dBi. In addition, the maximum power spectral density shall not exceed 11 dBm in any 1 megahertz band. If transmitting antennas of directional gain greater than 6 dBi are used, both the maximum conducted output power and the maximum power spectral density shall be reduced by the amount in dB that the directional gain of the antenna exceeds 6 dBi.

6.2 TEST PROCEDURE

a. The EUT was directly connected to the power meter and antenna output port as show in the block diagram below.

b. The maximum peak conducted output power was performed in accordance with method of clause E. 3. a) FCC KDB 789033 D02 General UNII Test Procedures New Rules v02r01.
a)Method PM (Measurement using an RF average power meter):
(i) Measurements may be performed using a wideband RF power meter with a thermocouple detector or equivalent if all of the following conditions are satisfied
The EUT is configured to transmit continuously or to transmit with a constant duty cycle.
At all times when the EUT is transmitting, it must be transmitting at its maximum power control level.
The integration period of the power meter exceeds the repetition period of the transmitted signal by at least a factor of five.
(ii) If the transmitter does not transmit continuously, measure the duty cycle, x, of the transmitter output signal as described in II.B.
(iii) Measure the average power of the transmitter. This measurement is an average over both the on and off periods of the transmitter.
(iv) Adjust the measurement in dBm by adding 10 log (1/x) where x is the duty cycle (e.g., 10 log (1/0.25) if the duty cycle is 25%).

6.3 DEVIATION FROM TEST STANDARD

No deviation.

6.4 TEST SETUP

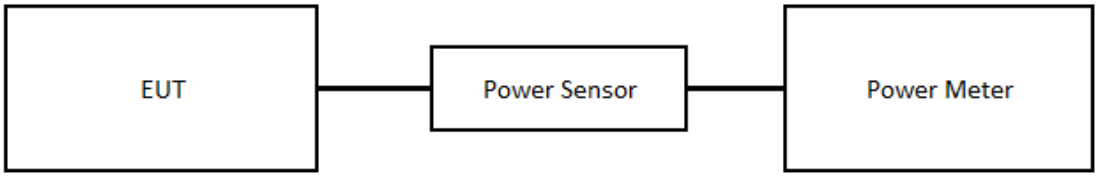

6.5 EUT OPERATING CONDITIONS

The EUT was programmed to be in continuously transmitting mode.

6.6 TEST RESULT

Please refer to the APPENDIX E.

7 POWER SPECTRAL DENSITY

7.1 LIMIT

Section	Test Item	Limit	Frequency Range (MHz)
15.407(a)	Power Spectral Density	Other than Mobile and portable: 17 dBm/MHz Mobile and portable: 11 dBm/MHz	5150-5250
		11 dBm/MHz	5250-5350
			5470-5725
		30 dBm/500 kHz	5725-5850

7.2 TEST PROCEDURE

a. The EUT was directly connected to the spectrum analyzer and antenna output port as show in the block diagram below.
b. Spectrum Setting:

For UNII-1, UNII-2A, UNII-2C:

Spectrum Parameter	Setting
Span Frequency	Encompass the entire emissions bandwidth (EBW) of the signal
RBW	1 MHz.
VBW	3 MHz.
Detector	RMS
Trace average	100 trace
Sweep Time	Auto

For UNII-3:

Spectrum Parameter	Setting
Span Frequency	Encompass the entire emissions bandwidth (EBW) of the signal
RBW	100 kHz.
VBW	300 kHz.
Detector	RMS
Trace average	100 trace
Sweep Time	Auto

Note:
1) For UNII-3, according to KDB publication 789033 D02 General UNII Test Procedures New Rules v02r01, section II.F.5., it is acceptable to set RBW at 100kHz and VBW at 300kHz if the spectrum analyzer does not have 500 kHz RBW. Then, add 10 log (500 kHz/100 kHz) to the measured result, i.e. 7 dB.
2) During the test of U-NII 3 PSD, the measurement result with RBW=100kHz has been added 7 dB by compensating offset. For example, the cable loss is 6.2 dB, and the final offset is 6.2 + 7 = 13.2 dB when RBW=100kHz is used.

7.3 DEVIATION FROM TEST STANDARD

No deviation.

7.4 TEST SETUP



7.5 EUT OPERATING CONDITIONS

The EUT was programmed to be in continuously transmitting mode.

7.6 TEST RESULT

Please refer to the APPENDIX F.

8 LIST OF MEASURING EQUIPMENTS

AC Power Line Conducted Emissions						
Item	Kind of Equipment	Manufacturer	Type No.	Serial No.	Calibrated Date	Calibrated Until
1	TWO-LINE V-NETWORK	R&S	ENV216	101497	2023/5/18	2024/5/17
2	Test Cable	EMCI	EMC400-BM-BM-5000	170501	2022/8/3	2023/8/3
3	EMI Test Receiver	R&S	ESR3	102950	2023/4/12	2024/4/11
4	Measurement Software	EZ	EZ_EMC (Version NB-03A1-01)	N/A	N/A	N/A

Radiated Emissions						
Item	Kind of Equipment	Manufacturer	Type No.	Serial No.	Calibrated Date	Calibrated Until
1	Preamplifier	EMCI	EMC330N	980850	2022/9/19	2023/9/18
2	Preamplifier	EMCI	EMC118A45SE	980819	2023/3/7	2024/3/6
3	Pre-Amplifier	EMCI	EMC184045SE	980907	2022/9/28	2023/9/27
4	Preamplifier	EMCI	EMC001340	980579	2022/9/30	2023/9/29
5	Test Cable	EMCI	EMC104-SM-100 0	180809	2023/7/10	2024/7/9
6	Test Cable	EMCI	EMC104-SM-SM-3000	220322	2023/3/14	2024/3/13
7	Test Cable	EMCI	EMC104-SM-SM-7000	220324	2023/3/14	2024/3/13
8	EXA Signal Analyzer	keysight	N9020B	MY57120120	2023/2/24	2024/2/23
9	Loop Ant	Electro-Metrics	EMCI-LPA600	291	2022/9/19	2023/9/18
10	Horn Antenna	RFSPIN	DRH18-E	211202A18EN	2023/5/12	2024/5/11
11	Horn Ant	Schwarzbeck	BBHA 9170D	1136	2023/5/12	2024/5/11
12	Log-bicon Antenna	Schwarzbeck	VULB9168	1369	2023/5/9	2024/5/8
13	6dB Attenuator	EMCI	EMCI-N-6-06	AT-06001	2023/5/9	2024/5/8
14	Test Cable	EMCI	EMC101G-KM-K M-3000	220329	2023/3/14	2024/3/13
15	Test Cable	EMCI	EMC102-KM-KM-1000	220327	2023/3/14	2024/3/13
16	Measurement Software	EZ	EZ_EMC (Version NB-03A1-01)	N/A	N/A	N/A

Bandwidth						
Item	Kind of Equipment	Manufacturer	Type No.	Serial No.	Calibrated Date	Calibrated Until
1	Spectrum Analyzer	R&S	FSP 40	100129	2023/3/27	2024/3/26

Output Power						
Item	Kind of Equipment	Manufacturer	Type No.	Serial No.	Calibrated Date	Calibrated Until
1	Power Meter	Anritsu	ML2495A	1128008	2023/5/12	2024/5/11
2	Power Sensor	Anritsu	MA2411B	1126001	2023/5/12	2024/5/11

Power Spectral Density						
Item	Kind of Equipment	Manufacturer	Type No.	Serial No.	Calibrated Date	Calibrated Until
1	Spectrum Analyzer	R&S	FSP 40	100129	2023/3/27	2024/3/26

Remark: "N/A" denotes no model name, no serial no. or no calibration specified.
All calibration period of equipment list is one year.

9 EUT TEST PHOTO

Please refer to document Appendix No.: TP-2306C197-FCCP-1 (APPENDIX-TEST PHOTOS).

10 EUT PHOTOS

Please refer to document Appendix No.: EP-2306C197-1 (APPENDIX-EUT PHOTOS).

APPENDIX A AC POWER LINE CONDUCTED EMISSIONS

Test Mode	Normal	Tested Date	2023/7/11
Test Frequency	-	Phase	Line

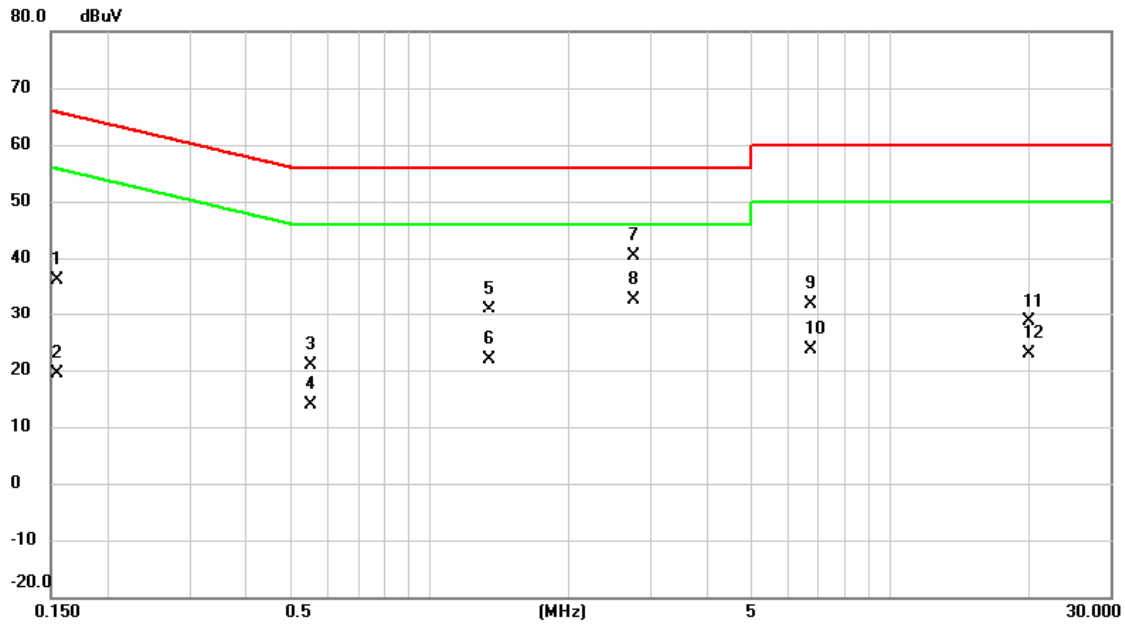

No.	Mk.	Freq.	Reading Level	Correct Factor	Measure-ment	Limit	Margin		
		MHz	dBuV	dB	dBuV	dBuV	dB	Detector	Comment
1		0.1544	36.12	0.03	36.15	65.76	-29.61	QP	
2		0.1544	19.35	0.03	19.38	55.76	-36.38	AVG	
3		0.5527	20.85	0.05	20.90	56.00	-35.10	QP	
4		0.5527	13.95	0.05	14.00	46.00	-32.00	AVG	
5		1.3447	30.85	0.06	30.91	56.00	-25.09	QP	
6		1.3447	21.88	0.06	21.94	46.00	-24.06	AVG	
7		2.7577	40.21	0.11	40.32	56.00	-15.68	QP	
8	*	2.7577	32.46	0.11	32.57	46.00	-13.43	AVG	
9		6.7222	31.67	0.17	31.84	60.00	-28.16	QP	
10		6.7222	23.39	0.17	23.56	50.00	-26.44	AVG	
11		20.0220	28.24	0.29	28.53	60.00	-31.47	QP	
12		20.0220	22.47	0.29	22.76	50.00	-27.24	AVG	

REMARKS:
(1) Measurement Value = Reading Level + Correct Factor.
(2) Margin Level = Measurement Value - Limit Value.

Test Mode	Normal	Tested Date	2023/7/11
Test Frequency	-	Phase	Neutral

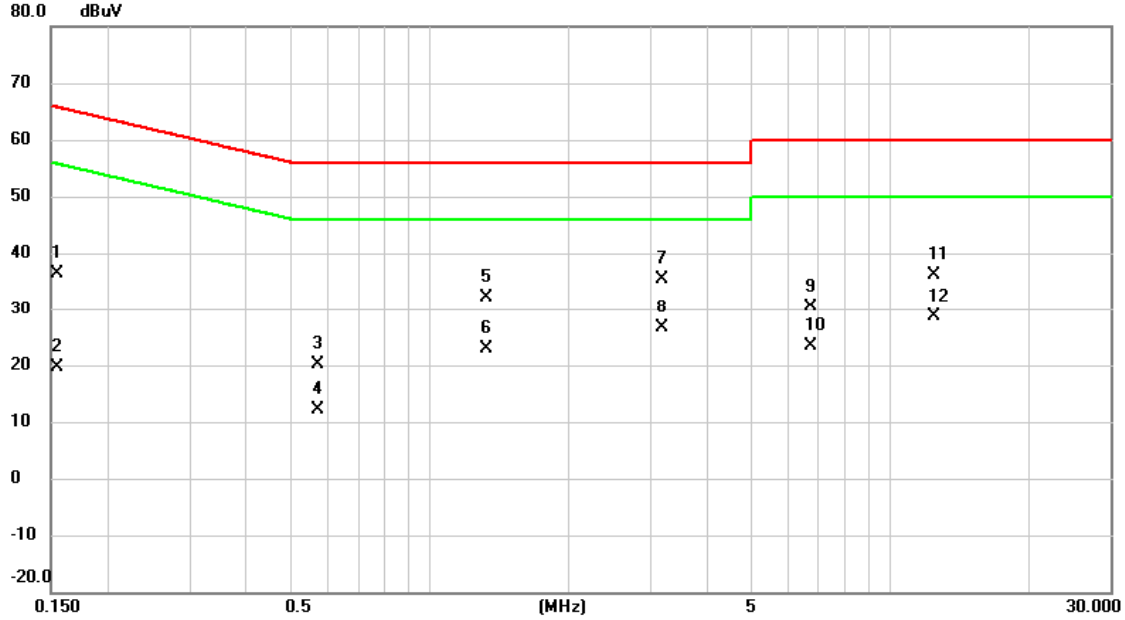

No.	Mk.	Freq.	Reading Level	Correct Factor	Measure-ment	Limit	Margin		
		MHz	dBuV	dB	dBuV	dBuV	dB	Detector	Comment
1		0.1545	36.25	0.03	36.28	65.75	-29.47	QP	
2		0.1545	19.54	0.03	19.57	55.75	-36.18	AVG	
3		0.5707	20.01	0.05	20.06	56.00	-35.94	QP	
4		0.5707	12.03	0.05	12.08	46.00	-33.92	AVG	
5		1.3223	31.95	0.06	32.01	56.00	-23.99	QP	
6		1.3223	22.70	0.06	22.76	46.00	-23.24	AVG	
7		3.1830	35.31	0.11	35.42	56.00	-20.58	QP	
8	*	3.1830	26.46	0.11	26.57	46.00	-19.43	AVG	
9		6.7470	30.18	0.17	30.35	60.00	-29.65	QP	
10		6.7470	23.15	0.17	23.32	50.00	-26.68	AVG	
11		12.4103	36.02	0.21	36.23	60.00	-23.77	QP	
12		12.4103	28.48	0.21	28.69	50.00	-21.31	AVG	

REMARKS:
(1) Measurement Value = Reading Level + Correct Factor.
(2) Margin Level = Measurement Value - Limit Value.

Test Mode	Idle	Tested Date	2023/7/11
Test Frequency	-	Phase	Line

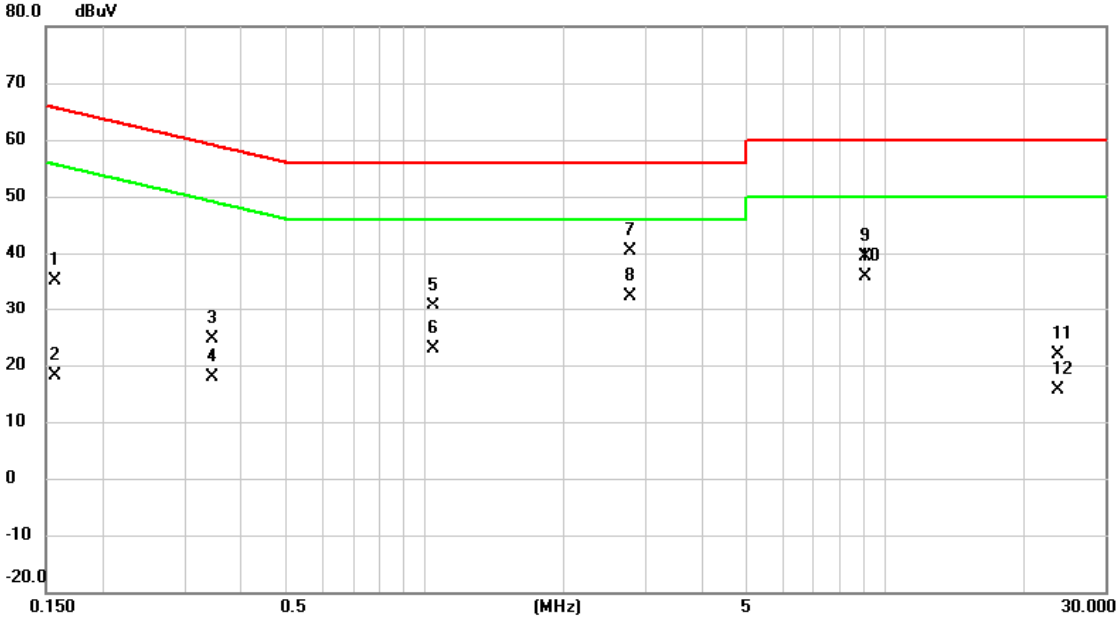

No.	Mk.	Freq.	Reading Level	Correct Factor	Measure-ment	Limit	Margin		
		MHz	dBuV	dB	dBuV	dBuV	dB	Detector	Comment
1		0.1567	35.01	0.03	35.04	65.64	-30.60	QP	
2		0.1567	18.00	0.03	18.03	55.64	-37.61	AVG	
3		0.3457	24.67	0.04	24.71	59.07	-34.36	QP	
4		0.3457	17.79	0.04	17.83	49.07	-31.24	AVG	
5		1.0410	30.59	0.05	30.64	56.00	-25.36	QP	
6		1.0410	22.72	0.05	22.77	46.00	-23.23	AVG	
7		2.7870	40.35	0.11	40.46	56.00	-15.54	QP	
8	*	2.7870	32.38	0.11	32.49	46.00	-13.51	AVG	
9		9.0420	39.15	0.18	39.33	60.00	-20.67	QP	
10		9.0420	35.76	0.18	35.94	50.00	-14.06	AVG	
11		23.6602	21.60	0.31	21.91	60.00	-38.09	QP	
12		23.6602	15.37	0.31	15.68	50.00	-34.32	AVG	

REMARKS:
(1) Measurement Value = Reading Level + Correct Factor.
(2) Margin Level = Measurement Value - Limit Value.

Test Mode	Idle	Tested Date	2023/7/11
Test Frequency	-	Phase	Neutral

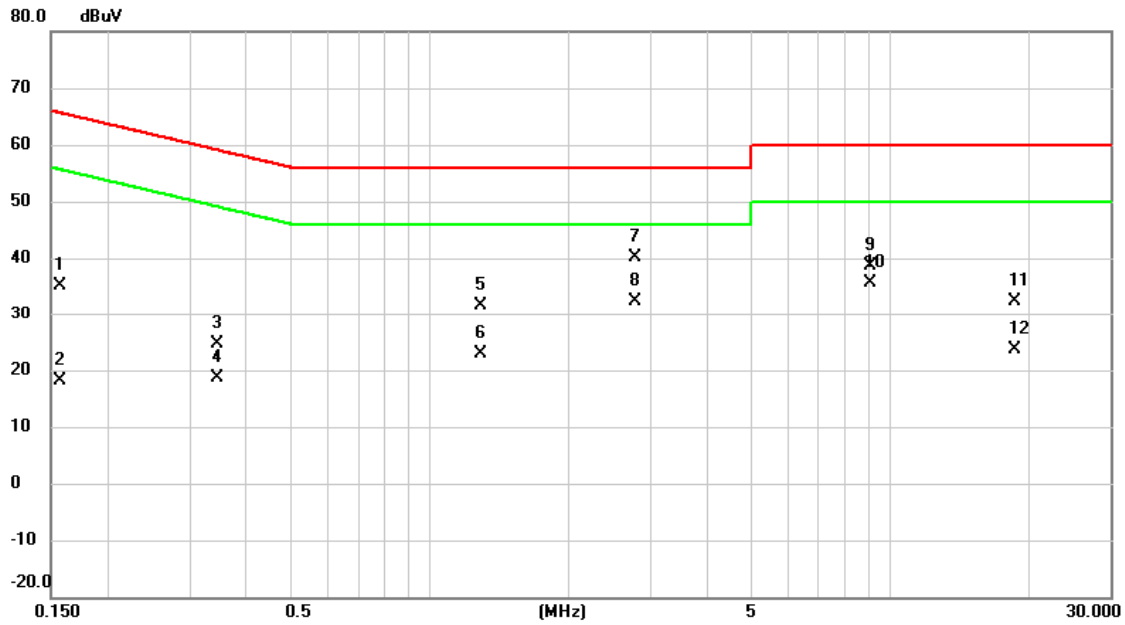

No.	Mk.	Freq.	Reading Level	Correct Factor	Measure-ment	Limit	Margin		
		MHz	dBuV	dB	dBuV	dBuV	dB	Detector	Comment
1		0.1567	35.04	0.03	35.07	65.64	-30.57	QP	
2		0.1567	18.12	0.03	18.15	55.64	-37.49	AVG	
3		0.3457	24.67	0.04	24.71	59.07	-34.36	QP	
4		0.3457	18.68	0.04	18.72	49.07	-30.35	AVG	
5		1.2907	31.61	0.06	31.67	56.00	-24.33	QP	
6		1.2907	22.73	0.06	22.79	46.00	-23.21	AVG	
7		2.7870	39.98	0.11	40.09	56.00	-15.91	QP	
8	*	2.7870	32.28	0.11	32.39	46.00	-13.61	AVG	
9		9.0420	38.56	0.18	38.74	60.00	-21.26	QP	
10		9.0420	35.54	0.18	35.72	50.00	-14.28	AVG	
11		18.6315	32.07	0.27	32.34	60.00	-27.66	QP	
12		18.6315	23.46	0.27	23.73	50.00	-26.27	AVG	

REMARKS:
(1) Measurement Value = Reading Level + Correct Factor.
(2) Margin Level = Measurement Value - Limit Value.

APPENDIX B RADIATED EMISSIONS - 30 MHZ TO 1 GHZ

Test Mode	IEEE 802.11a	Test Date	2023/7/28
Test Frequency	5180MHz	Polarization	Vertical
Temp	24°C	Hum.	53%

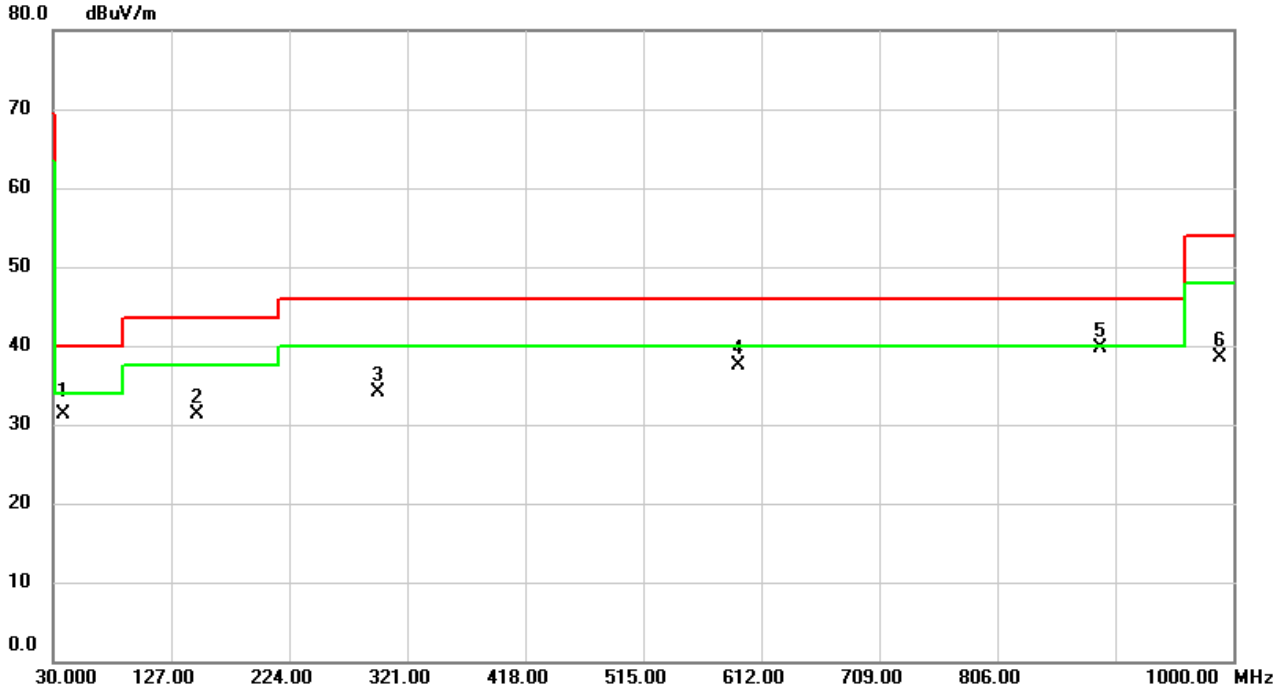

No.	Mk.	Freq.	Reading Level	Correct Factor	Measure-ment	Limit	Over		
		MHz	dBuV	dB	dBuV/m	dBuV/m	dB	Detector	Comment
1		37.8893	43.35	-11.96	31.39	40.00	-8.61	QP	
2		148.3723	43.18	-11.87	31.31	43.50	-12.19	peak	
3		296.7177	45.37	-11.28	34.09	46.00	-11.91	peak	
4		593.4083	41.49	-4.04	37.45	46.00	-8.55	peak	
5	*	890.1313	39.23	0.44	39.67	46.00	-6.33	peak	
6		989.0067	36.89	1.59	38.48	54.00	-15.52	peak	

REMARKS:
(1) Measurement Value = Reading Level + Correct Factor.
(2) Margin Level = Measurement Value - Limit Value.

Test Mode	IEEE 802.11a	Test Date	2023/7/28
Test Frequency	5180MHz	Polarization	Horizontal
Temp	24°C	Hum.	53%

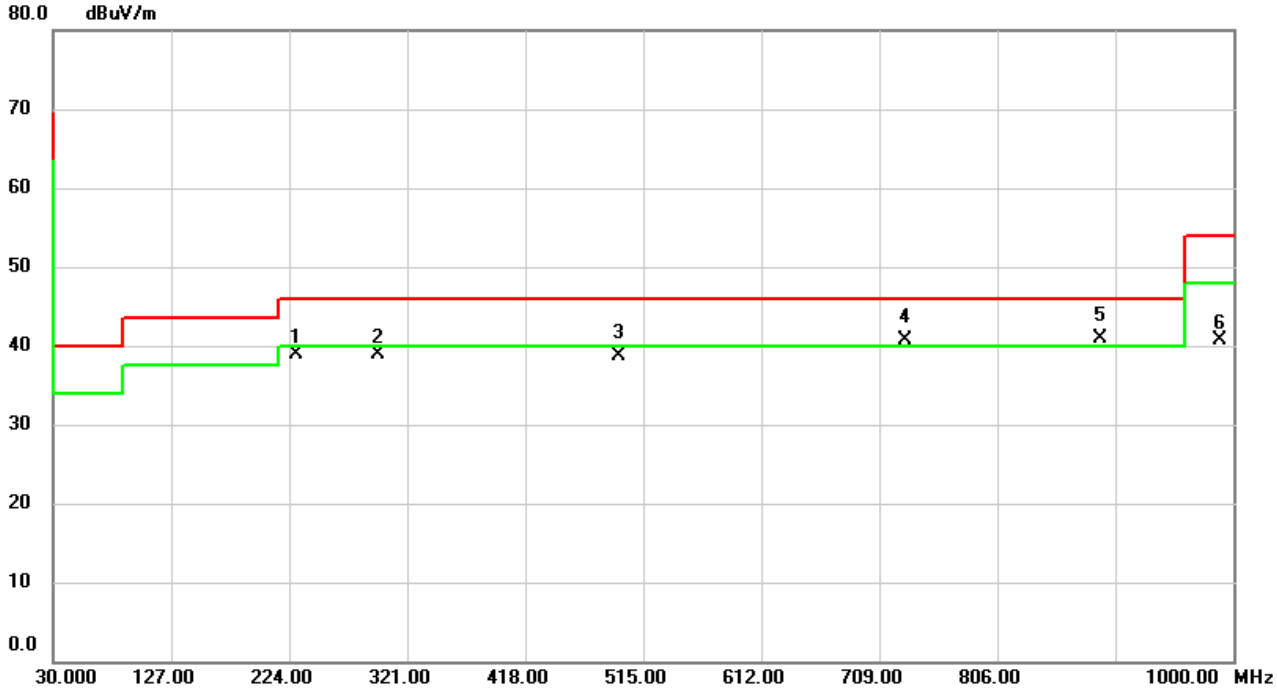

No.	Mk.	Freq.	Reading Level	Correct Factor	Measure-ment	Limit	Over		
		MHz	dBuV	dB	dBuV/m	dBuV/m	dB	Detector	Comment
1		230.1757	53.31	-14.50	38.81	46.00	-7.19	peak	
2		296.6853	50.15	-11.28	38.87	46.00	-7.13	peak	
3		494.4683	45.02	-6.33	38.69	46.00	-7.31	QP	
4		730.3076	42.57	-1.81	40.76	46.00	-5.24	QP	
5	*	890.1313	40.40	0.44	40.84	46.00	-5.16	QP	
6		989.1037	39.02	1.59	40.61	54.00	-13.39	peak	

REMARKS:
(1) Measurement Value = Reading Level + Correct Factor.
(2) Margin Level = Measurement Value - Limit Value.

APPENDIX C RADIATED EMISSIONS - ABOVE 1 GHZ

Test Mode	IEEE 802.11a	Test Date	2023/8/4
Test Frequency	5180MHz	Polarization	Horizontal
Temp	22°C	Hum.	51%

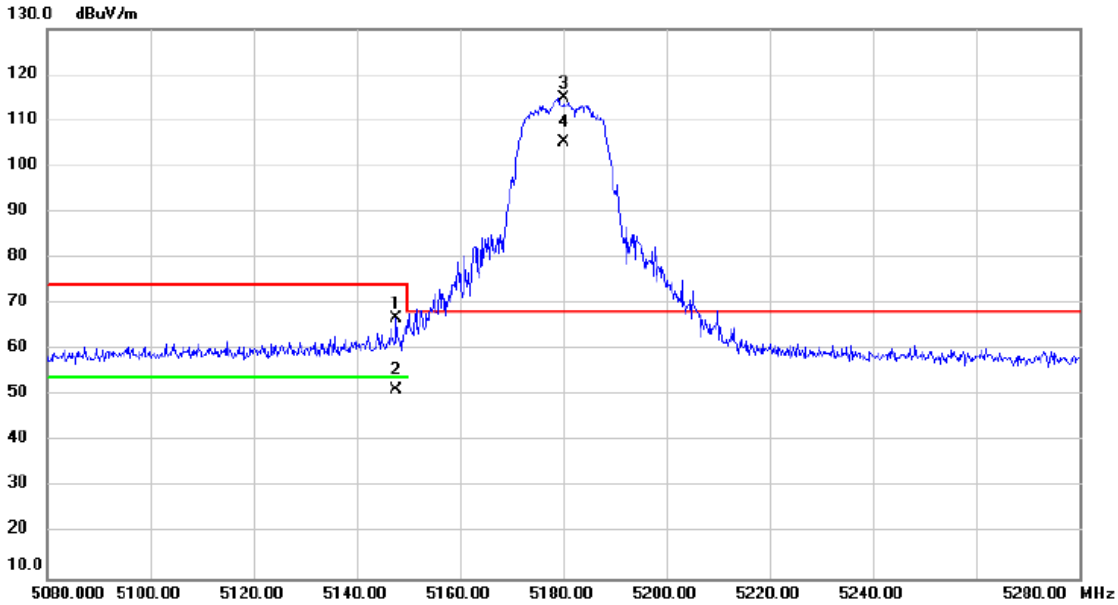

No.	Mk.	Freq.	Reading Level	Correct Factor	Measure-ment	Limit	Over		
		MHz	dBuV	dB	dBuV/m	dBuV/m	dB	Detector	Comment
1		5147.653	65.71	1.15	66.86	74.00	-7.14	peak	
2		5147.653	50.09	1.15	51.24	54.00	-2.76	AVG	
3	*	5180.000	113.60	1.16	114.76	68.20	46.56	peak	No Limit
4	X	5180.000	103.96	1.16	105.12	68.20	36.92	AVG	No Limit

REMARKS:
(1) Measurement Value = Reading Level + Correct Factor.
(2) Margin Level = Measurement Value - Limit Value.

Test Mode	IEEE 802.11a	Test Date	2023/8/4
Test Frequency	5240MHz	Polarization	Horizontal
Temp	22°C	Hum.	51%

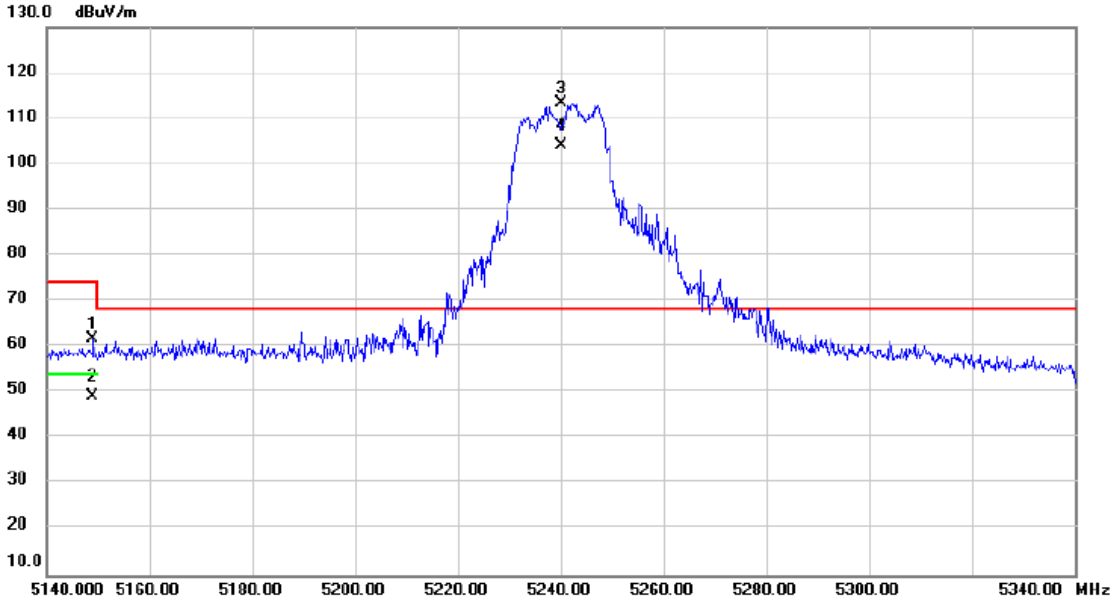

No.	Mk.	Freq.	Reading Level	Correct Factor	Measure-ment	Limit	Over		
		MHz	dBuV	dB	dBuV/m	dBuV/m	dB	Detector	Comment
1		5149.047	60.66	1.15	61.81	74.00	-12.19	peak	
2		5149.047	48.13	1.15	49.28	54.00	-4.72	AVG	
3	*	5240.000	112.05	1.17	113.22	68.20	45.02	peak	No Limit
4	X	5240.000	102.94	1.17	104.11	68.20	35.91	AVG	No Limit

REMARKS:
(1) Measurement Value = Reading Level + Correct Factor.
(2) Margin Level = Measurement Value - Limit Value.

Test Mode	IEEE 802.11a	Test Date	2023/8/4
Test Frequency	5260MHz	Polarization	Horizontal
Temp	22°C	Hum.	51%

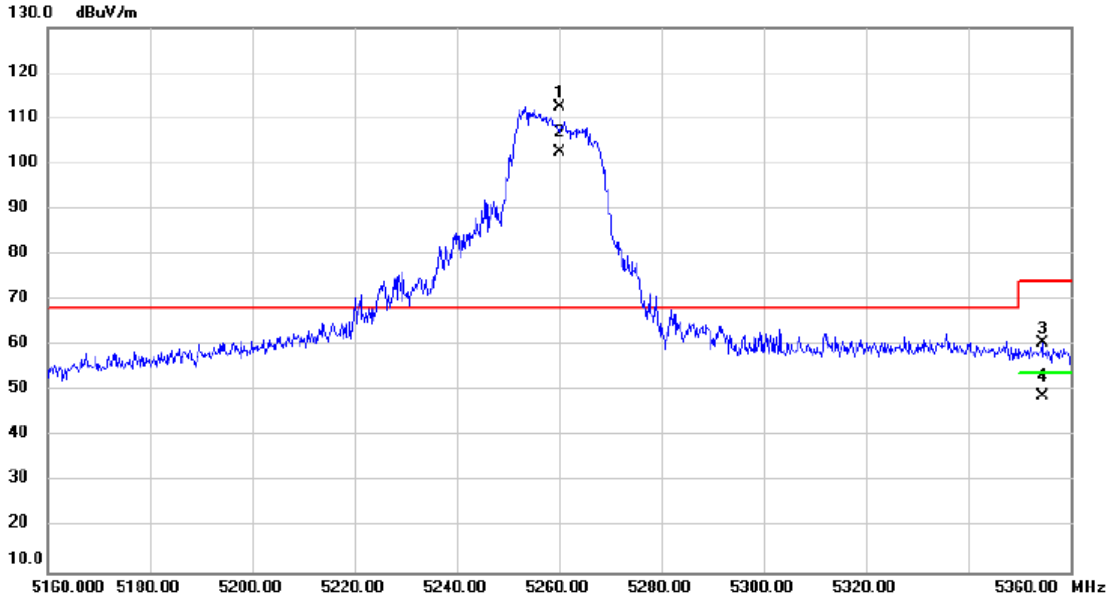

No.	Mk.	Freq.	Reading Level	Correct Factor	Measure-ment	Limit	Over		
		MHz	dBuV	dB	dBuV/m	dBuV/m	dB	Detector	Comment
1	*	5260.000	111.24	1.19	112.43	68.20	44.23	peak	No Limit
2	X	5260.000	101.24	1.19	102.43	68.20	34.23	AVG	No Limit
3		5354.460	59.25	1.21	60.46	74.00	-13.54	peak	
4		5354.460	47.70	1.21	48.91	54.00	-5.09	AVG	

REMARKS:
(1) Measurement Value = Reading Level + Correct Factor.
(2) Margin Level = Measurement Value - Limit Value.

Test Mode	IEEE 802.11a	Test Date	2023/8/4
Test Frequency	5320MHz	Polarization	Horizontal
Temp	22°C	Hum.	51%

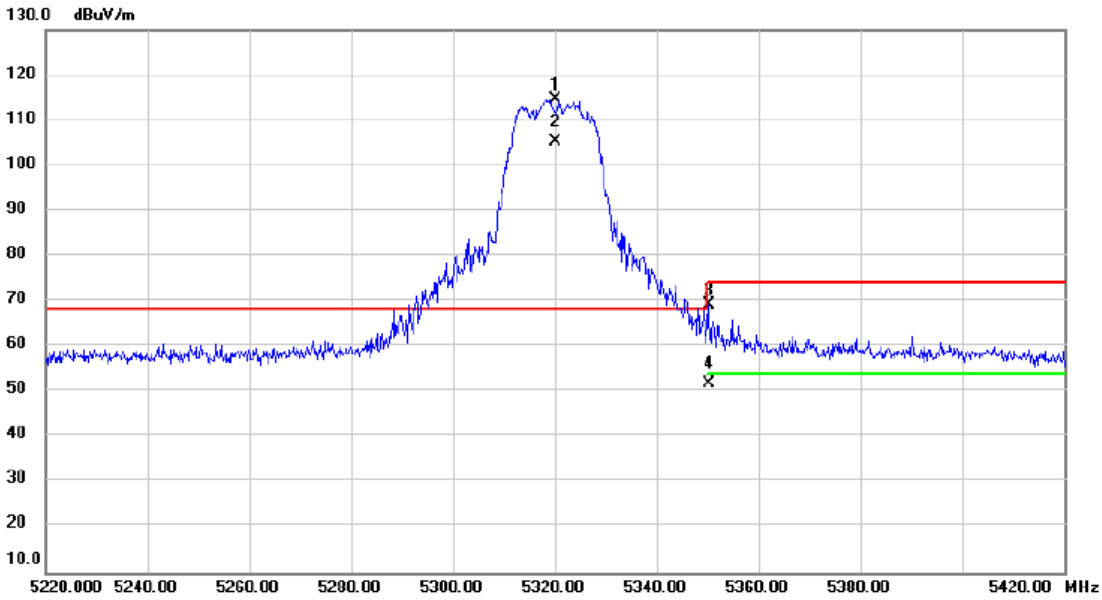

No.	Mk.	Freq.	Reading Level	Correct Factor	Measure-ment	Limit	Over		
		MHz	dBuV	dB	dBuV/m	dBuV/m	dB	Detector	Comment
1	*	5320.000	113.38	1.20	114.58	68.20	46.38	peak	No Limit
2	X	5320.000	104.11	1.20	105.31	68.20	37.11	AVG	No Limit
3		5350.147	67.96	1.21	69.17	74.00	-4.83	peak	
4		5350.147	50.54	1.21	51.75	54.00	-2.25	AVG	

REMARKS:
(1) Measurement Value = Reading Level + Correct Factor.
(2) Margin Level = Measurement Value - Limit Value.

Test Mode	IEEE 802.11a	Test Date	2023/8/7
Test Frequency	5500MHz	Polarization	Horizontal
Temp	28°C	Hum.	60%

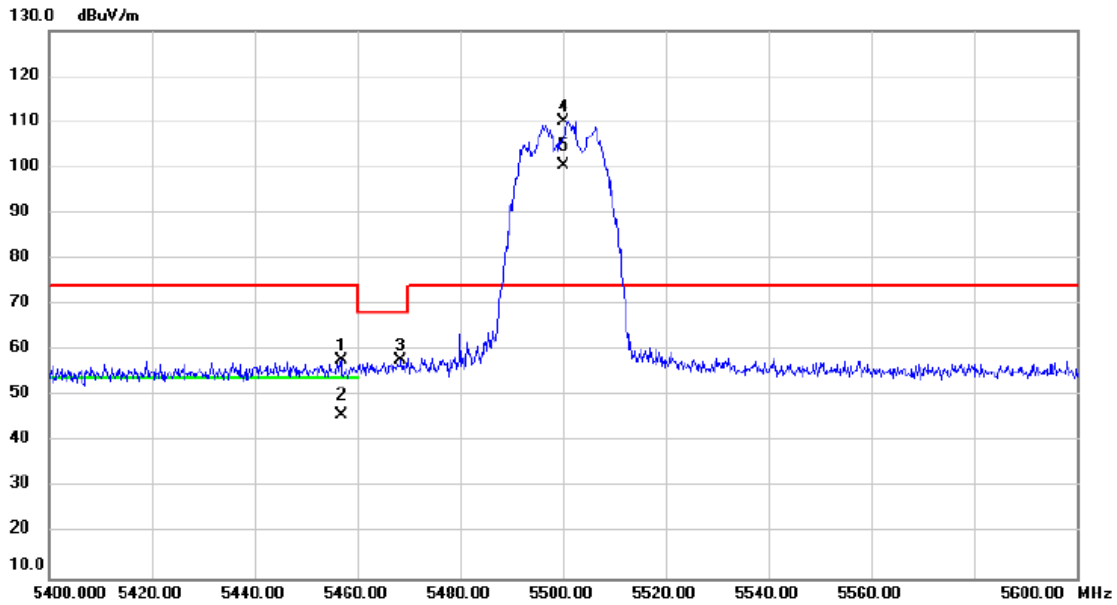

No.	Mk.	Freq.	Reading Level	Correct Factor	Measure-ment	Limit	Over		
		MHz	dBuV	dB	dBuV/m	dBuV/m	dB	Detector	Comment
1		5456.807	56.49	1.23	57.72	74.00	-16.28	peak	
2		5456.807	44.70	1.23	45.93	54.00	-8.07	AVG	
3		5468.533	56.72	1.24	57.96	68.20	-10.24	peak	
4	*	5500.000	108.95	1.25	110.20	74.00	36.20	peak	No Limit
5	X	5500.000	99.29	1.25	100.54	74.00	26.54	AVG	No Limit

REMARKS:
(1) Measurement Value = Reading Level + Correct Factor.
(2) Margin Level = Measurement Value - Limit Value.

Test Mode	IEEE 802.11a	Test Date	2023/8/7
Test Frequency	5700MHz	Polarization	Horizontal
Temp	28°C	Hum.	60%

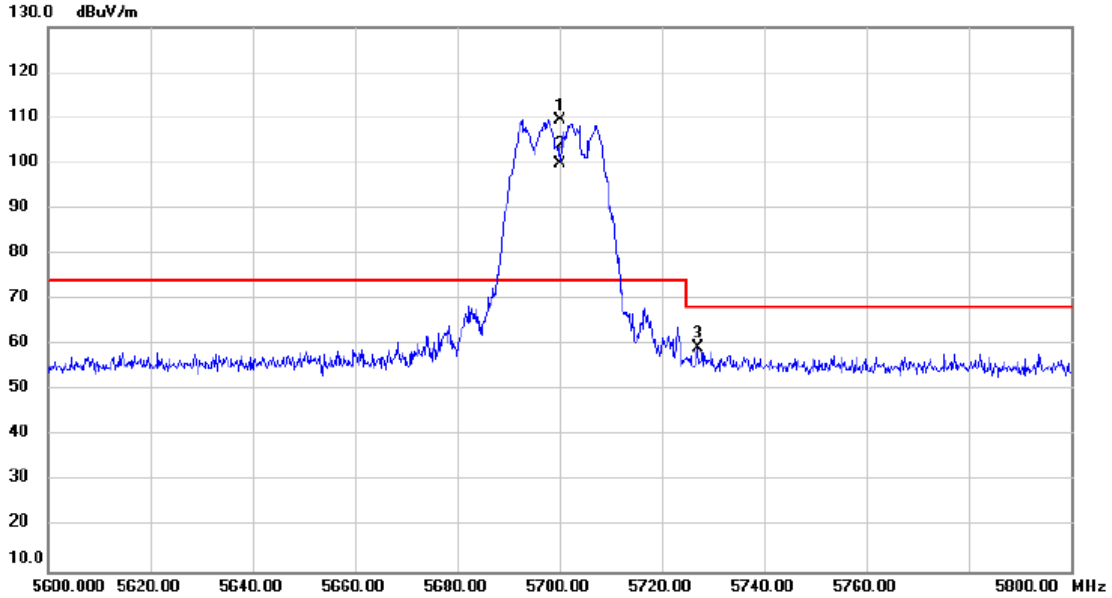

No.	Mk.	Freq.	Reading Level	Correct Factor	Measure-ment	Limit	Over		
		MHz	dBuV	dB	dBuV/m	dBuV/m	dB	Detector	Comment
1	*	5700.000	107.72	1.73	109.45	74.00	35.45	peak	No Limit
2	X	5700.000	97.99	1.73	99.72	74.00	25.72	AVG	No Limit
3		5726.980	57.61	1.80	59.41	68.20	-8.79	peak	

REMARKS:
(1) Measurement Value = Reading Level + Correct Factor.
(2) Margin Level = Measurement Value - Limit Value.

Test Mode	IEEE 802.11a	Test Date	2023/7/25
Test Frequency	5745MHz	Polarization	Horizontal
Temp	27°C	Hum.	60%

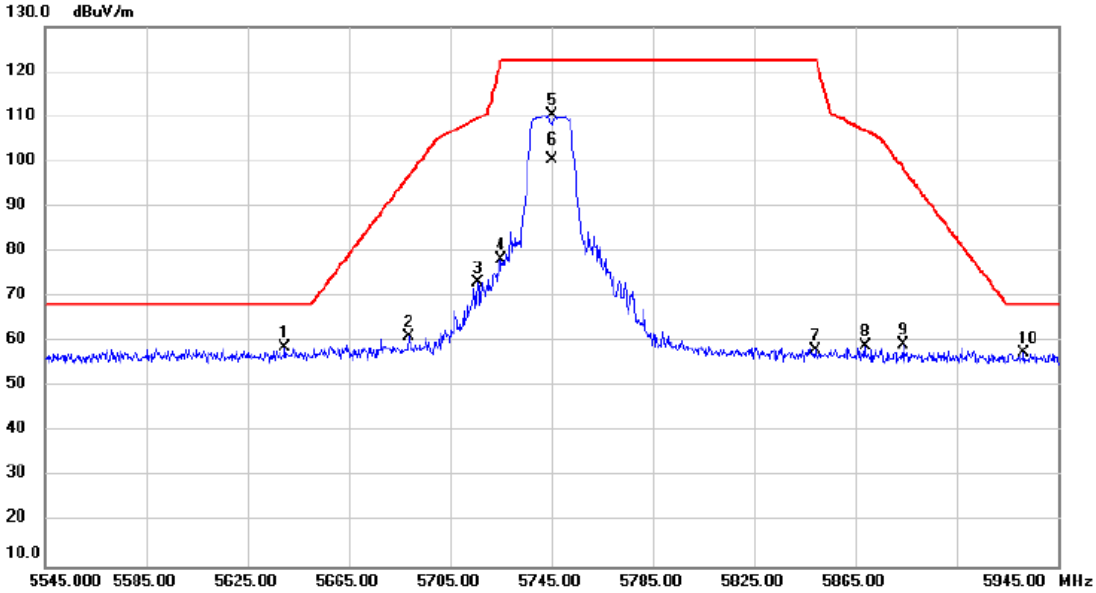

No.	Mk.	Freq.	Reading Level	Correct Factor	Measure-ment	Limit	Over		
		MHz	dBuV	dB	dBuV/m	dBuV/m	dB	Detector	Comment
1	*	5639.853	57.12	1.59	58.71	68.20	-9.49	peak	
2		5688.853	59.48	1.71	61.19	96.98	-35.79	peak	
3		5715.933	71.43	1.78	73.21	109.66	-36.45	peak	
4		5725.173	76.53	1.80	78.33	122.20	-43.87	peak	
5		5745.000	108.59	1.84	110.43	122.20	-11.77	peak	No Limit
6		5745.000	98.61	1.84	100.45	122.20	-21.75	AVG	No Limit
7		5849.293	56.02	2.10	58.12	122.20	-64.08	peak	
8		5868.867	56.95	2.14	59.09	106.92	-47.83	peak	
9		5884.053	57.31	2.17	59.48	98.48	-39.00	peak	
10		5931.453	55.15	2.29	57.44	68.20	-10.76	peak	

REMARKS:
(1) Measurement Value = Reading Level + Correct Factor.
(2) Margin Level = Measurement Value - Limit Value.

Test Mode	IEEE 802.11a	Test Date	2023/7/25
Test Frequency	5825MHz	Polarization	Horizontal
Temp	27°C	Hum.	60%

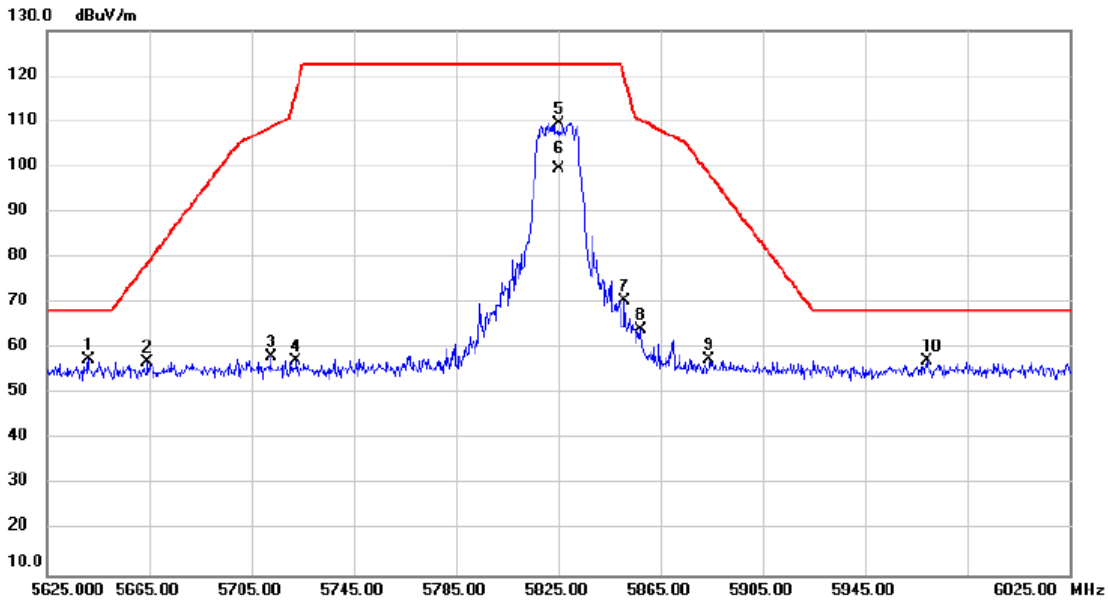

No.	Mk.	Freq.	Reading Level	Correct Factor	Measure-ment	Limit	Over		
		MHz	dBuV	dB	dBuV/m	dBuV/m	dB	Detector	Comment
1	*	5641.027	55.85	1.59	57.44	68.20	-10.76	peak	
2		5664.240	55.20	1.66	56.86	78.77	-21.91	peak	
3		5712.507	56.34	1.77	58.11	108.70	-50.59	peak	
4		5722.413	55.34	1.79	57.13	116.30	-59.17	peak	
5		5825.000	107.47	2.03	109.50	122.20	-12.70	peak	No Limit
6		5825.000	97.48	2.03	99.51	122.20	-22.69	AVG	No Limit
7		5851.093	68.26	2.10	70.36	119.71	-49.35	peak	
8		5857.040	62.04	2.11	64.15	110.23	-46.08	peak	
9		5883.840	55.30	2.17	57.47	98.64	-41.17	peak	
10		5969.360	54.87	2.38	57.25	68.20	-10.95	peak	

REMARKS:
(1) Measurement Value = Reading Level + Correct Factor.
(2) Margin Level = Measurement Value - Limit Value.

Test Mode	IEEE 802.11n (HT20)	Test Date	2023/8/7
Test Frequency	5180MHz	Polarization	Horizontal
Temp	28°C	Hum.	60%

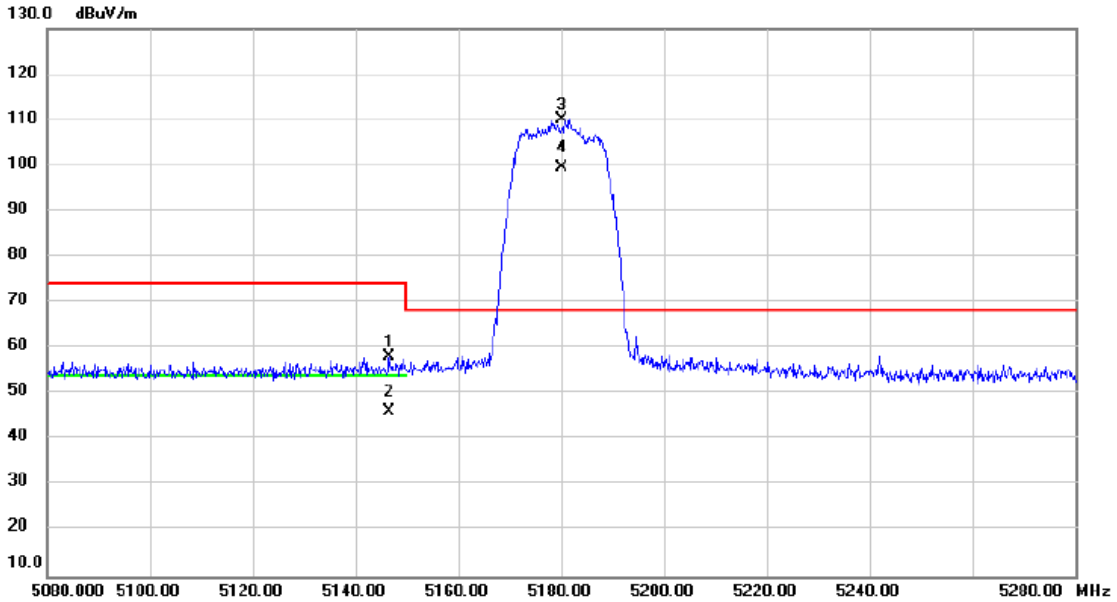

No.	Mk.	Freq.	Reading Level	Correct Factor	Measure-ment	Limit	Over		
		MHz	dBuV	dB	dBuV/m	dBuV/m	dB	Detector	Comment
1		5146.407	57.14	1.15	58.29	74.00	-15.71	peak	
2		5146.407	44.96	1.15	46.11	54.00	-7.89	AVG	
3	*	5180.000	108.89	1.16	110.05	68.20	41.85	peak	No Limit
4	X	5180.000	98.42	1.16	99.58	68.20	31.38	AVG	No Limit

REMARKS:
(1) Measurement Value = Reading Level + Correct Factor.
(2) Margin Level = Measurement Value - Limit Value.

Test Mode	IEEE 802.11n (HT20)	Test Date	2023/8/7
Test Frequency	5240MHz	Polarization	Horizontal
Temp	28°C	Hum.	60%

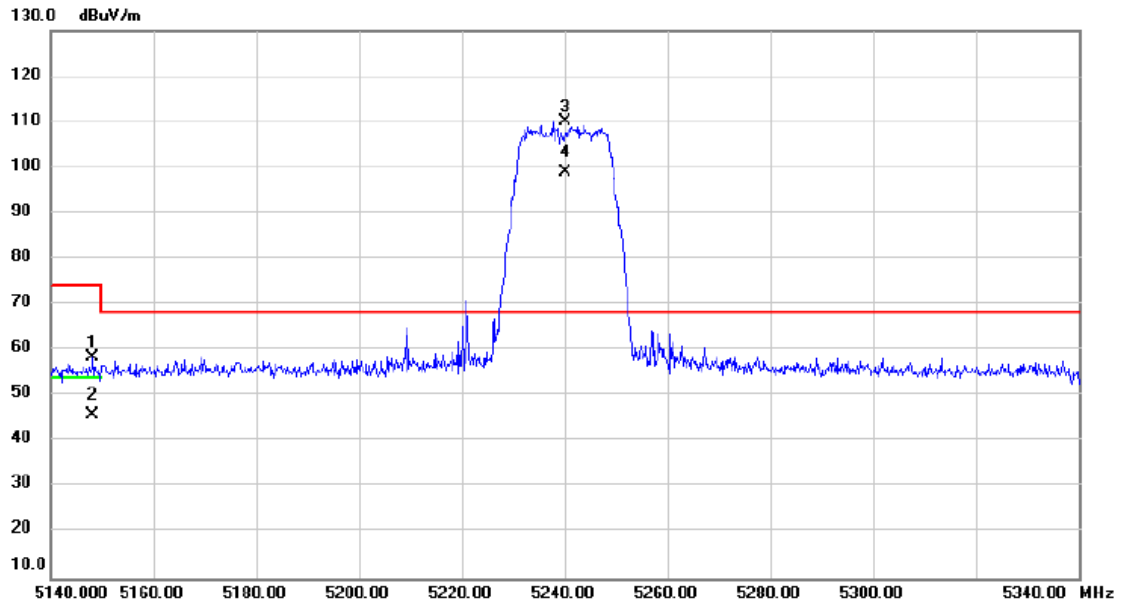

No.	Mk.	Freq.	Reading Level	Correct Factor	Measure-ment	Limit	Over		
		MHz	dBuV	dB	dBuV/m	dBuV/m	dB	Detector	Comment
1		5148.260	57.31	1.15	58.46	74.00	-15.54	peak	
2		5148.260	44.85	1.15	46.00	54.00	-8.00	AVG	
3	*	5240.000	108.95	1.17	110.12	68.20	41.92	peak	No Limit
4	X	5240.000	97.76	1.17	98.93	68.20	30.73	AVG	No Limit

REMARKS:
(1) Measurement Value = Reading Level + Correct Factor.
(2) Margin Level = Measurement Value - Limit Value.

Test Mode	IEEE 802.11n (HT20)	Test Date	2023/8/7
Test Frequency	5260MHz	Polarization	Horizontal
Temp	28°C	Hum.	60%

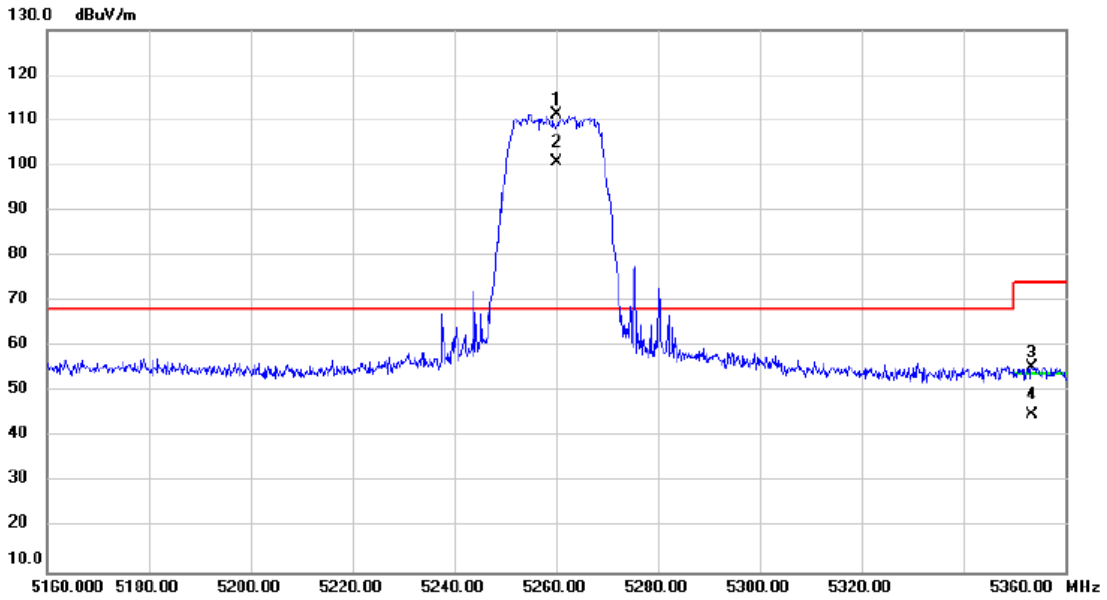

No.	Mk.	Freq.	Reading Level	Correct Factor	Measure-ment	Limit	Over		
		MHz	dBuV	dB	dBuV/m	dBuV/m	dB	Detector	Comment
1	*	5260.000	110.18	1.19	111.37	68.20	43.17	peak	No Limit
2	X	5260.000	99.51	1.19	100.70	68.20	32.50	AVG	No Limit
3		5353.473	54.28	1.21	55.49	74.00	-18.51	peak	
4		5353.473	43.79	1.21	45.00	54.00	-9.00	AVG	

REMARKS:
(1) Measurement Value = Reading Level + Correct Factor.
(2) Margin Level = Measurement Value - Limit Value.

Test Mode	IEEE 802.11n (HT20)	Test Date	2023/8/10
Test Frequency	5320MHz	Polarization	Horizontal
Temp	25°C	Hum.	51%

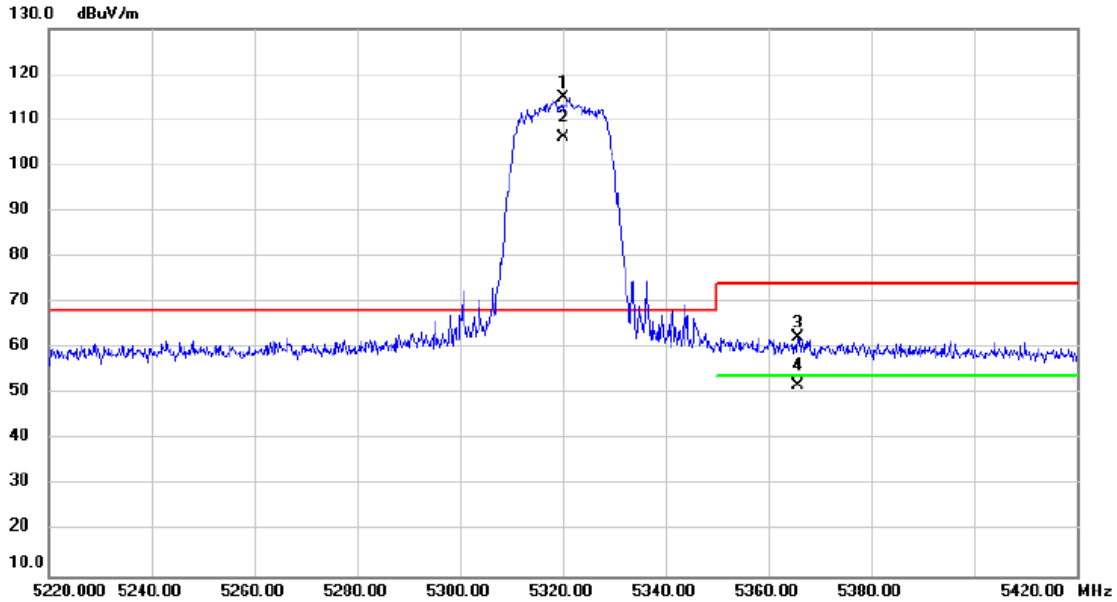

No.	Mk.	Freq.	Reading Level	Correct Factor	Measure-ment	Limit	Over		
		MHz	dBuV	dB	dBuV/m	dBuV/m	dB	Detector	Comment
1	*	5320.000	113.62	1.20	114.82	68.20	46.62	peak	No Limit
2	X	5320.000	104.83	1.20	106.03	68.20	37.83	AVG	No Limit
3		5365.680	61.24	1.21	62.45	74.00	-11.55	peak	
4		5365.680	50.57	1.21	51.78	54.00	-2.22	AVG	

REMARKS:
(1) Measurement Value = Reading Level + Correct Factor.
(2) Margin Level = Measurement Value - Limit Value.

Test Mode	IEEE 802.11n (HT20)	Test Date	2023/8/10
Test Frequency	5500MHz	Polarization	Horizontal
Temp	25°C	Hum.	51%

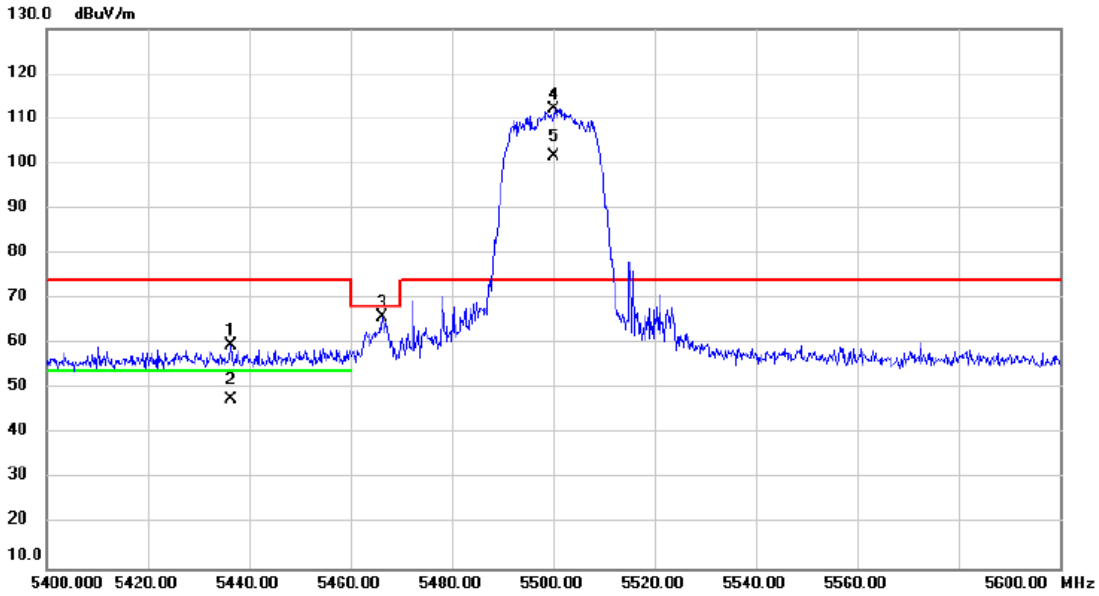

No.	Mk.	Freq.	Reading Level	Correct Factor	Measure-ment	Limit	Over		
		MHz	dBuV	dB	dBuV/m	dBuV/m	dB	Detector	Comment
1		5436.407	58.41	1.23	59.64	74.00	-14.36	peak	
2		5436.407	46.38	1.23	47.61	54.00	-6.39	AVG	
3		5466.340	64.64	1.24	65.88	68.20	-2.32	peak	
4	*	5500.000	110.89	1.25	112.14	74.00	38.14	peak	No Limit
5	X	5500.000	100.42	1.25	101.67	74.00	27.67	AVG	No Limit

REMARKS:
(1) Measurement Value = Reading Level + Correct Factor.
(2) Margin Level = Measurement Value - Limit Value.

Test Mode	IEEE 802.11n (HT20)	Test Date	2023/8/7
Test Frequency	5700MHz	Polarization	Horizontal
Temp	28°C	Hum.	60%

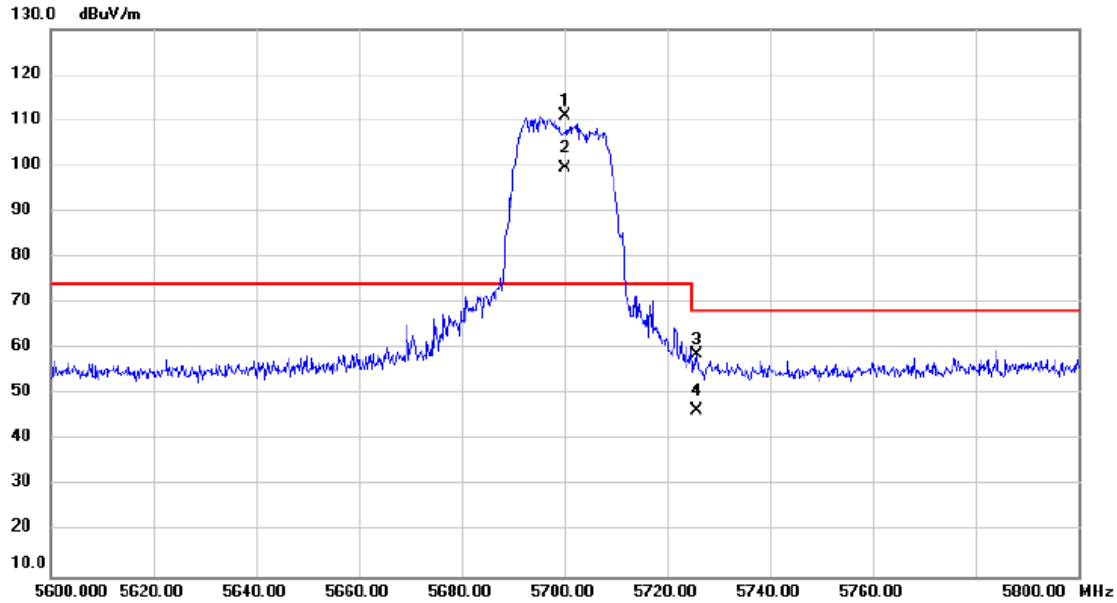

No.	Mk.	Freq.	Reading Level	Correct Factor	Measure-ment	Limit	Over		
		MHz	dBuV	dB	dBuV/m	dBuV/m	dB	Detector	Comment
1	*	5700.000	109.15	1.73	110.88	74.00	36.88	peak	No Limit
2	X	5700.000	97.85	1.73	99.58	74.00	25.58	AVG	No Limit
3		5725.727	56.98	1.80	58.78	68.20	-9.42	peak	
4		5725.727	44.71	1.80	46.51	68.20	-21.69	AVG	

REMARKS:
(1) Measurement Value = Reading Level + Correct Factor.
(2) Margin Level = Measurement Value - Limit Value.

Test Mode	IEEE 802.11n (HT20)	Test Date	2023/7/25
Test Frequency	5745MHz	Polarization	Horizontal
Temp	27°C	Hum.	60%

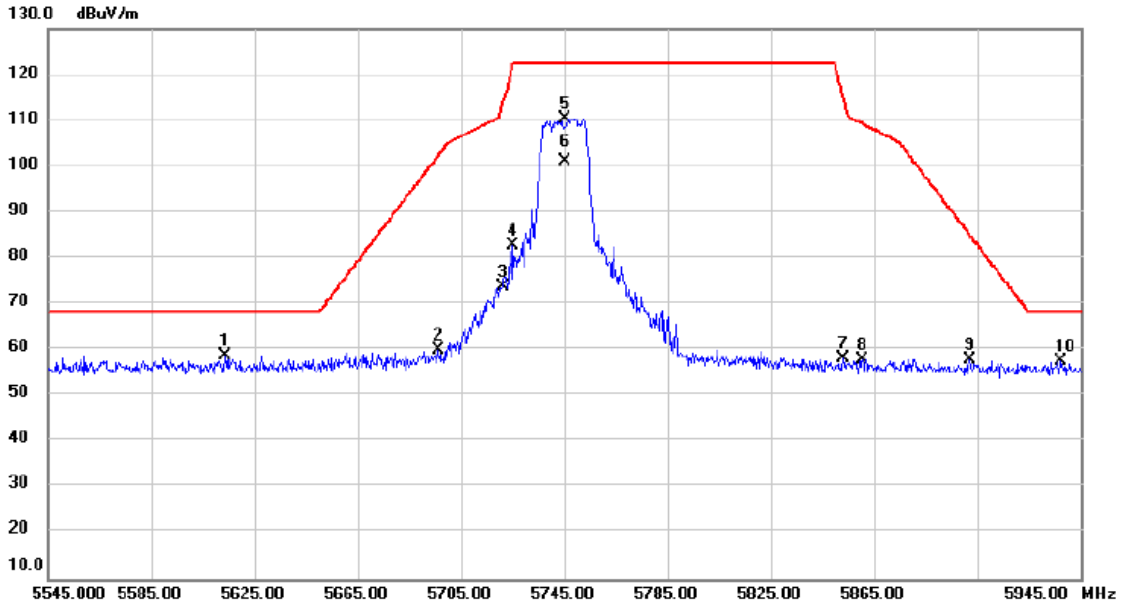

No.	Mk.	Freq.	Reading Level	Correct Factor	Measure-ment	Limit	Over		
		MHz	dBuV	dB	dBuV/m	dBuV/m	dB	Detector	Comment
1	*	5613.480	57.12	1.52	58.64	68.20	-9.56	peak	
2		5696.027	58.10	1.72	59.82	102.27	-42.45	peak	
3		5721.187	71.98	1.79	73.77	113.51	-39.74	peak	
4		5725.080	80.95	1.80	82.75	122.20	-39.45	peak	
5		5745.000	108.66	1.84	110.50	122.20	-11.70	peak	No Limit
6		5745.000	99.07	1.84	100.91	122.20	-21.29	AVG	No Limit
7		5853.147	56.06	2.11	58.17	115.02	-56.85	peak	
8		5860.253	55.80	2.12	57.92	109.33	-51.41	peak	
9		5902.200	55.71	2.22	57.93	85.03	-27.10	peak	
10		5937.360	55.29	2.31	57.60	68.20	-10.60	peak	

REMARKS:
(1) Measurement Value = Reading Level + Correct Factor.
(2) Margin Level = Measurement Value - Limit Value.

Test Mode	IEEE 802.11n (HT20)	Test Date	2023/7/25
Test Frequency	5825MHz	Polarization	Horizontal
Temp	27°C	Hum.	60%

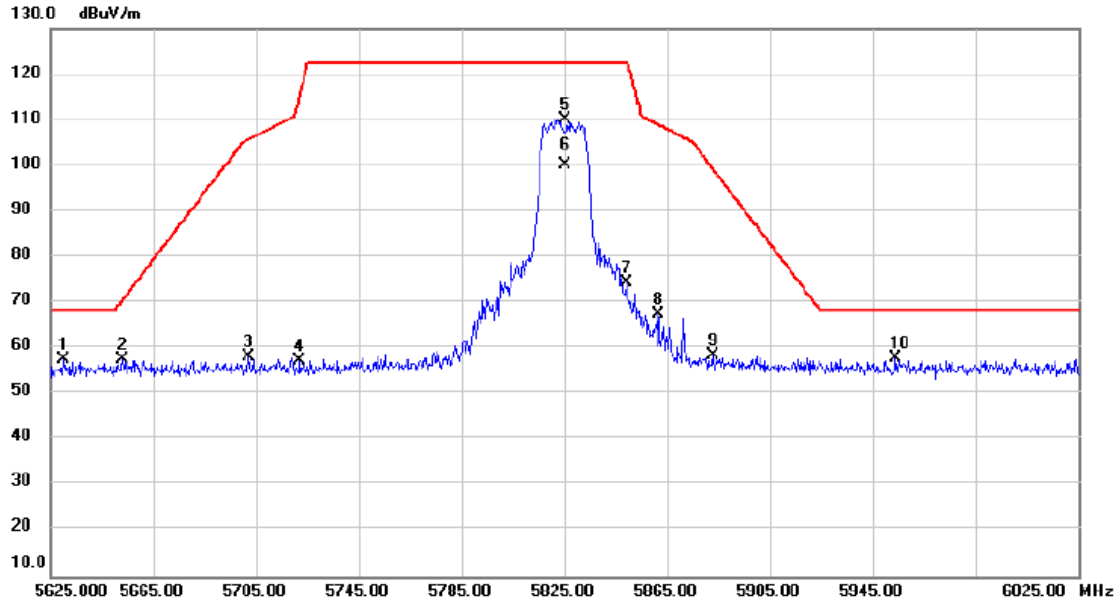

No.	Mk.	Freq.	Reading Level	Correct Factor	Measure-ment	Limit	Over		
		MHz	dBuV	dB	dBuV/m	dBuV/m	dB	Detector	Comment
1		5630.107	55.88	1.56	57.44	68.20	-10.76	peak	
2		5653.120	55.81	1.62	57.43	70.52	-13.09	peak	
3		5702.067	56.36	1.73	58.09	105.78	-47.69	peak	
4		5721.840	55.54	1.79	57.33	115.00	-57.67	peak	
5		5825.000	107.94	2.03	109.97	122.20	-12.23	peak	No Limit
6		5825.000	98.25	2.03	100.28	122.20	-21.92	AVG	No Limit
7		5849.373	72.26	2.10	74.36	122.20	-47.84	peak	
8		5861.773	65.36	2.12	67.48	108.90	-41.42	peak	
9		5882.987	56.15	2.17	58.32	99.27	-40.95	peak	
10	*	5953.893	55.49	2.35	57.84	68.20	-10.36	peak	

REMARKS:
(1) Measurement Value = Reading Level + Correct Factor.
(2) Margin Level = Measurement Value - Limit Value.

Test Mode	IEEE 802.11n (HT40)	Test Date	2023/8/7
Test Frequency	5190MHz	Polarization	Horizontal
Temp	28°C	Hum.	60%

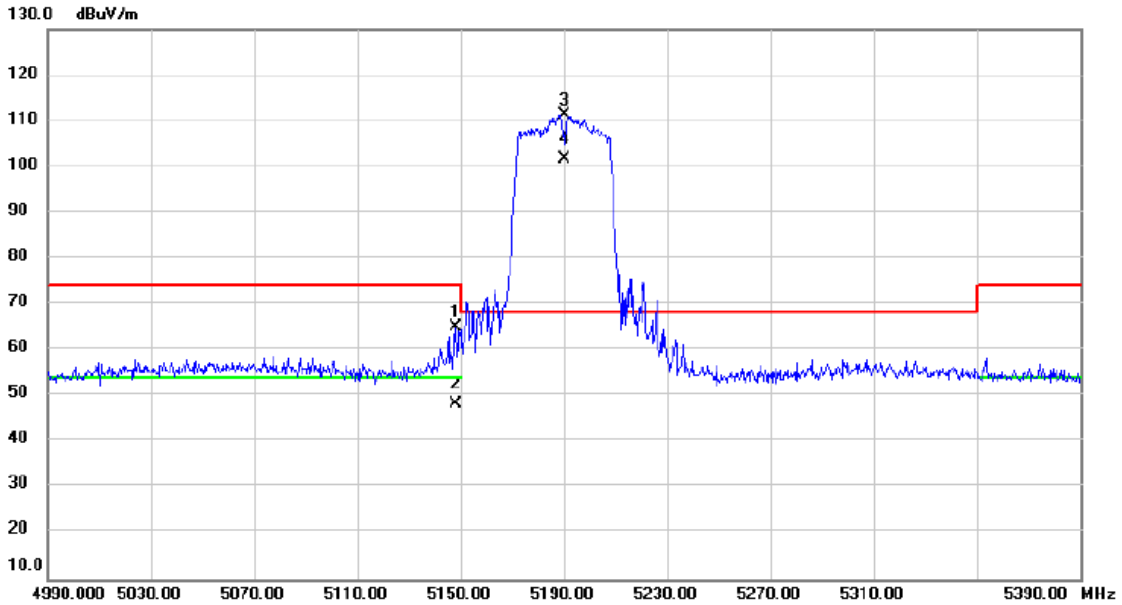

No.	Mk.	Freq.	Reading Level	Correct Factor	Measure-ment	Limit	Over		
		MHz	dBuV	dB	dBuV/m	dBuV/m	dB	Detector	Comment
1		5148.320	63.99	1.15	65.14	74.00	-8.86	peak	
2		5148.320	47.19	1.15	48.34	54.00	-5.66	AVG	
3	*	5190.000	110.16	1.16	111.32	68.20	43.12	peak	No Limit
4	X	5190.000	100.35	1.16	101.51	68.20	33.31	AVG	No Limit

REMARKS:
(1) Measurement Value = Reading Level + Correct Factor.
(2) Margin Level = Measurement Value - Limit Value.

Test Mode	IEEE 802.11n (HT40)	Test Date	2023/8/7
Test Frequency	5230MHz	Polarization	Horizontal
Temp	28°C	Hum.	60%

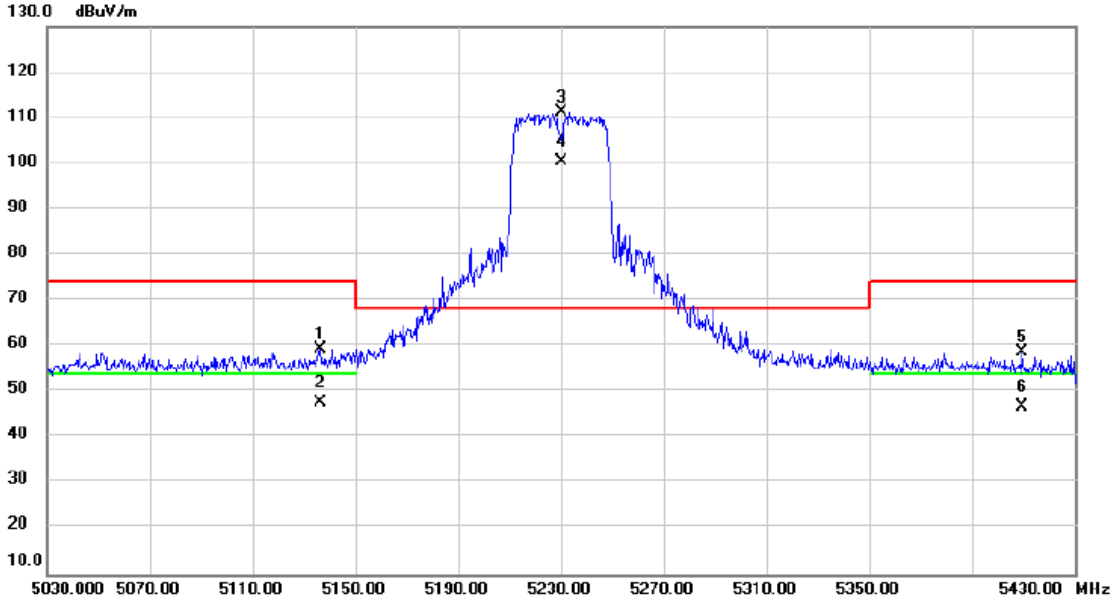

No.	Mk.	Freq.	Reading Level	Correct Factor	Measure-ment	Limit	Over		
		MHz	dBuV	dB	dBuV/m	dBuV/m	dB	Detector	Comment
1		5136.387	58.26	1.15	59.41	74.00	-14.59	peak	
2		5136.387	46.43	1.15	47.58	54.00	-6.42	AVG	
3	*	5230.000	109.99	1.18	111.17	68.20	42.97	peak	No Limit
4	X	5230.000	99.35	1.18	100.53	68.20	32.33	AVG	No Limit
5		5409.653	57.38	1.23	58.61	74.00	-15.39	peak	
6		5409.653	45.40	1.23	46.63	54.00	-7.37	AVG	

REMARKS:
(1) Measurement Value = Reading Level + Correct Factor.
(2) Margin Level = Measurement Value - Limit Value.

Test Mode	IEEE 802.11n (HT40)	Test Date	2023/8/7
Test Frequency	5270MHz	Polarization	Horizontal
Temp	28°C	Hum.	60%

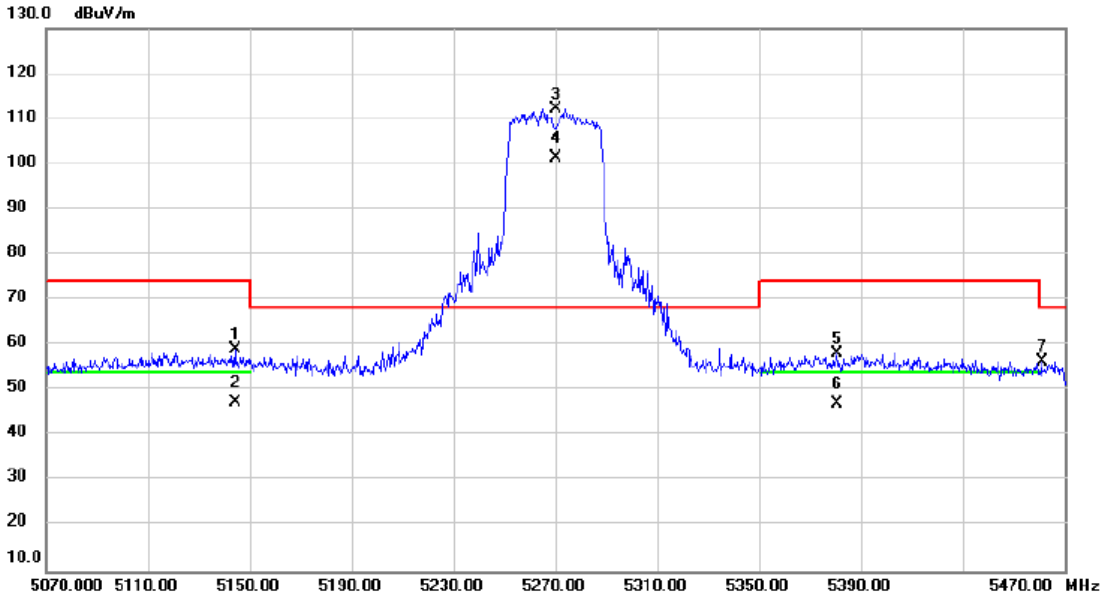

No.	Mk.	Freq.	Reading Level	Correct Factor	Measure-ment	Limit	Over		
		MHz	dBuV	dB	dBuV/m	dBuV/m	dB	Detector	Comment
1		5144.200	57.89	1.15	59.04	74.00	-14.96	peak	
2		5144.200	46.14	1.15	47.29	54.00	-6.71	AVG	
3	*	5270.000	110.96	1.18	112.14	68.20	43.94	peak	No Limit
4	X	5270.000	100.14	1.18	101.32	68.20	33.12	AVG	No Limit
5		5380.573	56.86	1.22	58.08	74.00	-15.92	peak	
6		5380.573	45.81	1.22	47.03	54.00	-6.97	AVG	
7		5461.000	55.13	1.24	56.37	68.20	-11.83	peak	

REMARKS:
(1) Measurement Value = Reading Level + Correct Factor.
(2) Margin Level = Measurement Value - Limit Value.

Test Mode	IEEE 802.11n (HT40)	Test Date	2023/8/7
Test Frequency	5310MHz	Polarization	Horizontal
Temp	28°C	Hum.	60%

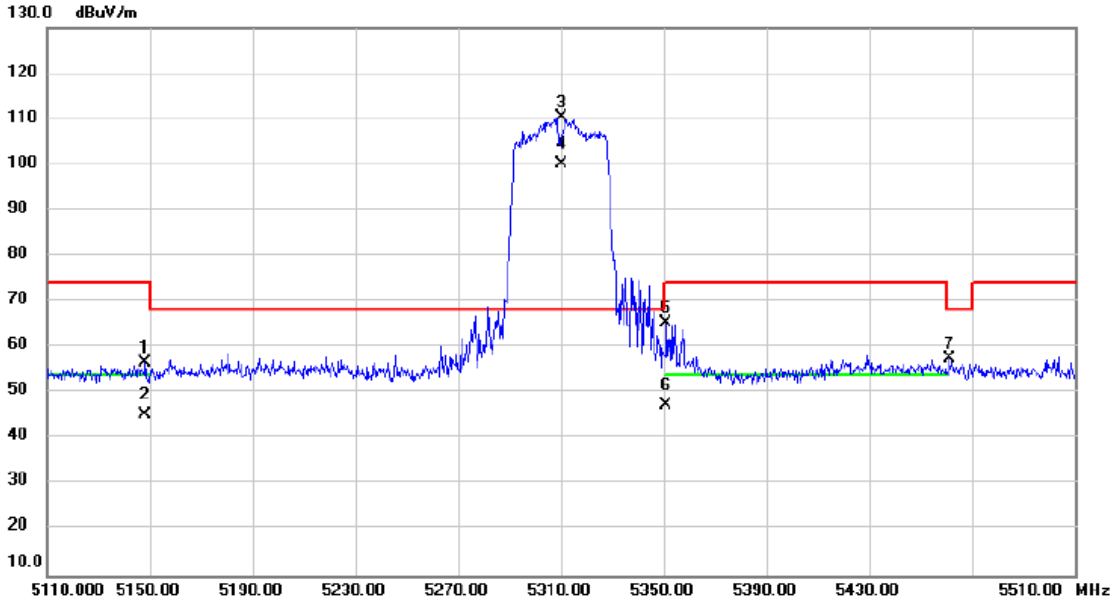

No.	Mk.	Freq.	Reading Level	Correct Factor	Measure-ment	Limit	Over		
		MHz	dBuV	dB	dBuV/m	dBuV/m	dB	Detector	Comment
1		5148.147	55.37	1.15	56.52	74.00	-17.48	peak	
2		5148.147	44.19	1.15	45.34	54.00	-8.66	AVG	
3	*	5310.000	109.14	1.20	110.34	68.20	42.14	peak	No Limit
4	X	5310.000	98.92	1.20	100.12	68.20	31.92	AVG	No Limit
5		5351.027	64.16	1.21	65.37	74.00	-8.63	peak	
6		5351.027	46.26	1.21	47.47	54.00	-6.53	AVG	
7		5461.240	56.45	1.24	57.69	68.20	-10.51	peak	

REMARKS:
(1) Measurement Value = Reading Level + Correct Factor.
(2) Margin Level = Measurement Value - Limit Value.

Test Mode	IEEE 802.11n (HT40)	Test Date	2023/8/7
Test Frequency	5510MHz	Polarization	Horizontal
Temp	28°C	Hum.	60%

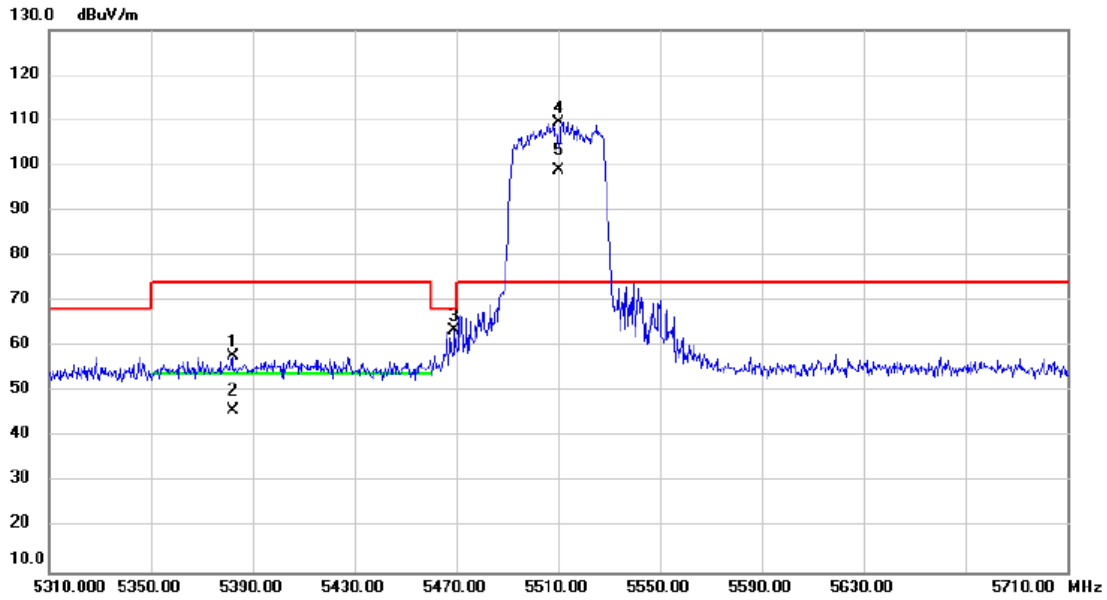

No.	Mk.	Freq.	Reading Level	Correct Factor	Measure-ment	Limit	Over		
		MHz	dBuV	dB	dBuV/m	dBuV/m	dB	Detector	Comment
1		5382.013	56.48	1.22	57.70	74.00	-16.30	peak	
2		5382.013	44.68	1.22	45.90	54.00	-8.10	AVG	
3		5469.320	62.28	1.24	63.52	68.20	-4.68	peak	
4	*	5510.000	108.20	1.27	109.47	74.00	35.47	peak	No Limit
5	X	5510.000	97.57	1.27	98.84	74.00	24.84	AVG	No Limit

REMARKS:
(1) Measurement Value = Reading Level + Correct Factor.
(2) Margin Level = Measurement Value - Limit Value.

Test Mode	IEEE 802.11n (HT40)	Test Date	2023/8/7
Test Frequency	5670MHz	Polarization	Horizontal
Temp	28°C	Hum.	60%

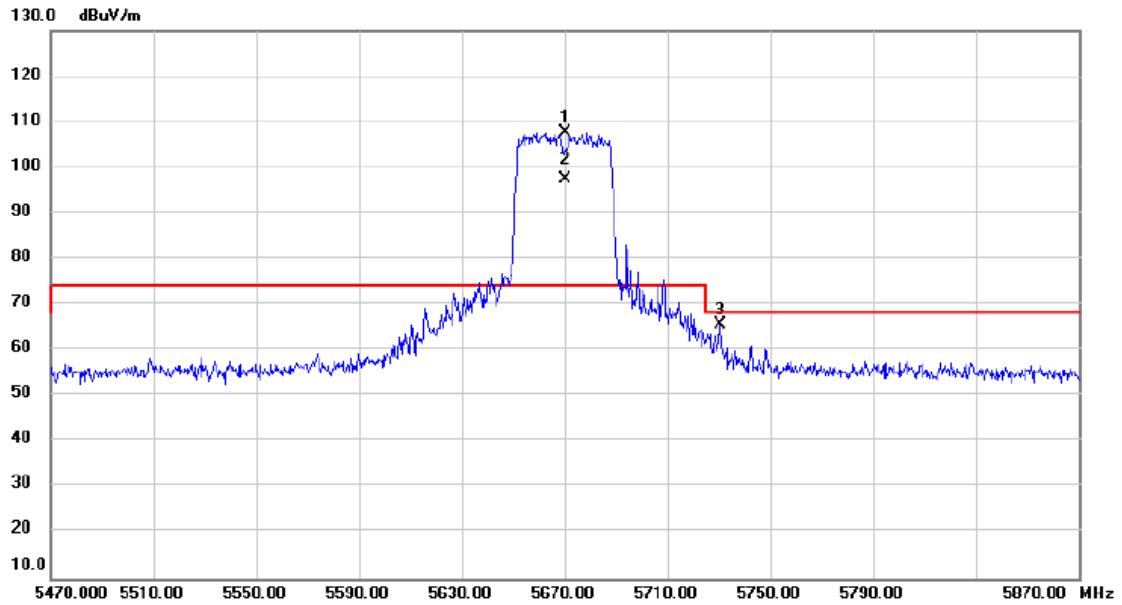

No.	Mk.	Freq.	Reading Level	Correct Factor	Measure-ment	Limit	Over		
		MHz	dBuV	dB	dBuV/m	dBuV/m	dB	Detector	Comment
1	*	5670.000	106.07	1.67	107.74	74.00	33.74	peak	No Limit
2	X	5670.000	95.79	1.67	97.46	74.00	23.46	AVG	No Limit
3		5730.400	63.75	1.80	65.55	68.20	-2.65	peak	

REMARKS:
(1) Measurement Value = Reading Level + Correct Factor.
(2) Margin Level = Measurement Value - Limit Value.

Test Mode	IEEE 802.11n (HT40)	Test Date	2023/7/26
Test Frequency	5755MHz	Polarization	Horizontal
Temp	27°C	Hum.	56%

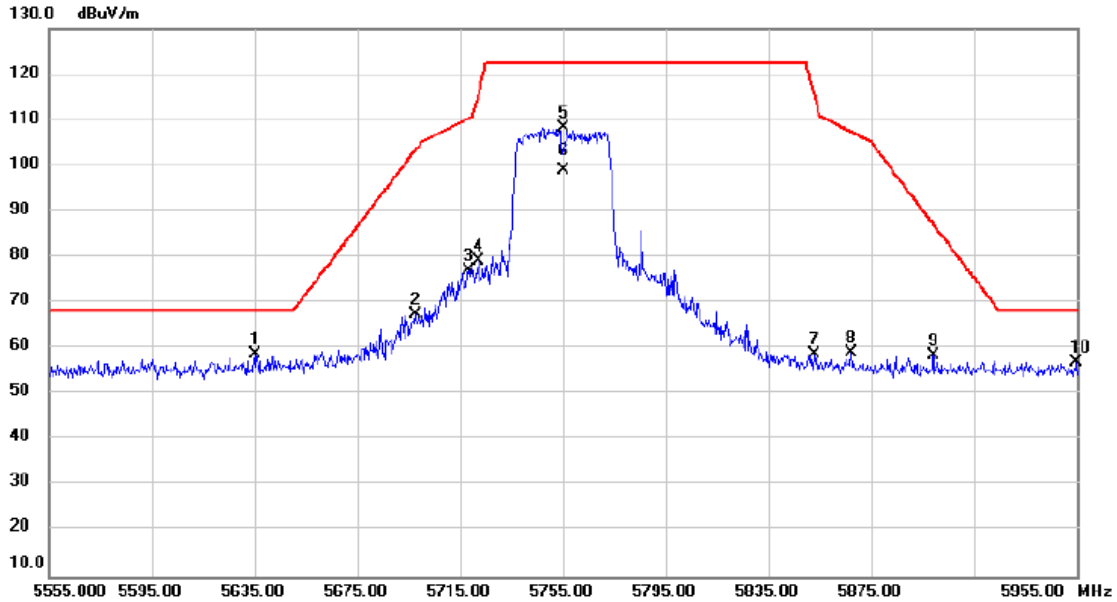

No.	Mk.	Freq.	Reading Level	Correct Factor	Measure-ment	Limit	Over		
		MHz	dBuV	dB	dBuV/m	dBuV/m	dB	Detector	Comment
1	*	5635.520	57.10	1.57	58.67	68.20	-9.53	peak	
2		5697.733	65.80	1.73	67.53	103.53	-36.00	peak	
3		5718.480	75.39	1.78	77.17	110.38	-33.21	peak	
4		5722.000	77.42	1.79	79.21	115.36	-36.15	peak	
5		5755.000	106.29	1.87	108.16	122.20	-14.04	peak	No Limit
6		5755.000	97.04	1.87	98.91	122.20	-23.29	AVG	No Limit
7		5852.880	56.75	2.11	58.86	115.63	-56.77	peak	
8		5867.187	57.05	2.14	59.19	107.39	-48.20	peak	
9		5899.000	56.28	2.22	58.50	87.40	-28.90	peak	
10		5954.907	54.68	2.35	57.03	68.20	-11.17	peak	

REMARKS:
(1) Measurement Value = Reading Level + Correct Factor.
(2) Margin Level = Measurement Value - Limit Value.

Test Mode	IEEE 802.11n (HT40)	Test Date	2023/7/26
Test Frequency	5795MHz	Polarization	Horizontal
Temp	27°C	Hum.	56%

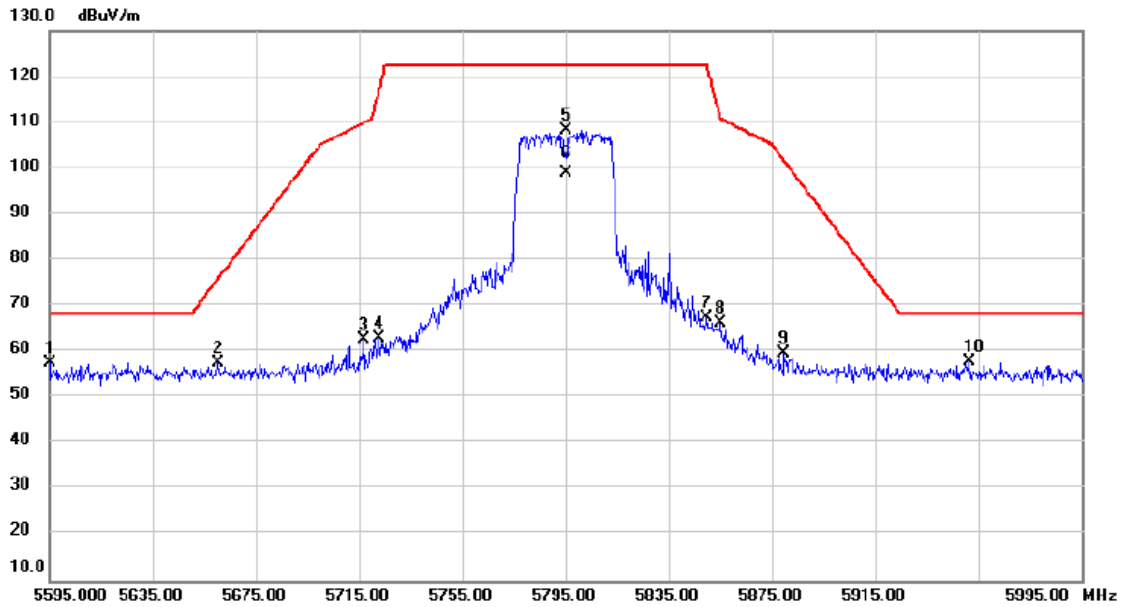

No.	Mk.	Freq.	Reading Level	Correct Factor	Measure-ment	Limit	Over		
		MHz	dBuV	dB	dBuV/m	dBuV/m	dB	Detector	Comment
1		5595.000	56.13	1.48	57.61	68.20	-10.59	peak	
2		5660.493	56.02	1.64	57.66	75.99	-18.33	peak	
3		5717.053	61.01	1.78	62.79	109.98	-47.19	peak	
4		5722.947	61.09	1.79	62.88	117.52	-54.64	peak	
5		5795.000	106.33	1.96	108.29	122.20	-13.91	peak	No Limit
6		5795.000	97.10	1.96	99.06	122.20	-23.14	AVG	No Limit
7		5849.893	65.41	2.10	67.51	122.20	-54.69	peak	
8		5855.080	64.16	2.11	66.27	110.78	-44.51	peak	
9		5879.653	57.35	2.16	59.51	101.74	-42.23	peak	
10	*	5951.373	55.50	2.34	57.84	68.20	-10.36	peak	

REMARKS:
(1) Measurement Value = Reading Level + Correct Factor.
(2) Margin Level = Measurement Value - Limit Value.

Test Mode	IEEE 802.11ac (VHT80)	Test Date	2023/8/7
Test Frequency	5210MHz	Polarization	Horizontal
Temp	28°C	Hum.	60%

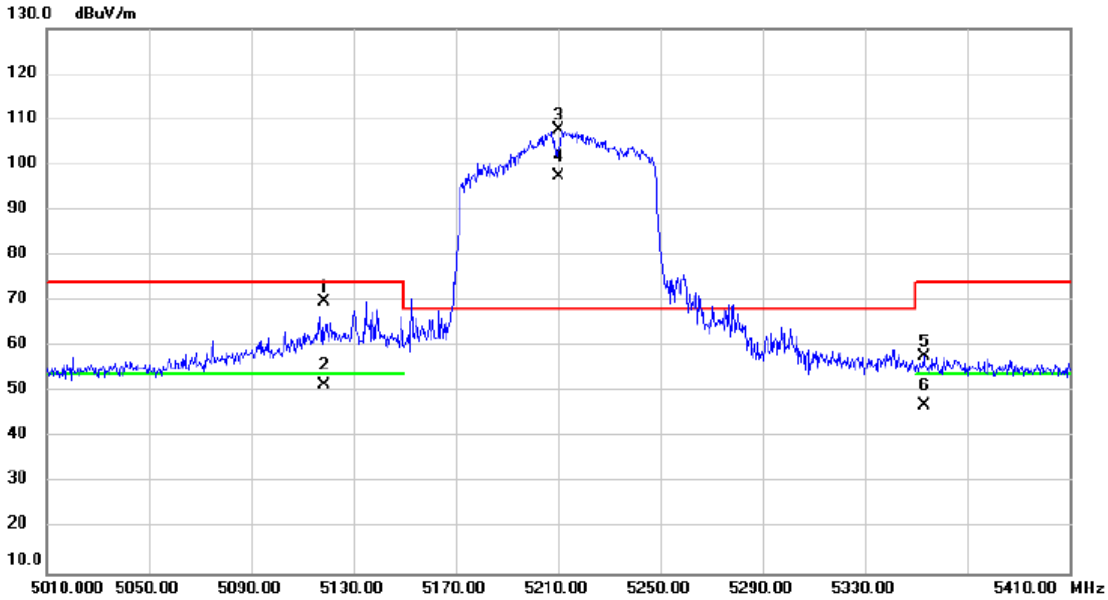

No.	Mk.	Freq.	Reading Level	Correct Factor	Measure-ment	Limit	Over		
		MHz	dBuV	dB	dBuV/m	dBuV/m	dB	Detector	Comment
1		5118.705	68.85	1.14	69.99	74.00	-4.01	peak	
2		5118.705	50.52	1.14	51.66	54.00	-2.34	AVG	
3	*	5210.000	106.52	1.17	107.69	68.20	39.49	peak	No Limit
4	X	5210.000	96.39	1.17	97.56	68.20	29.36	AVG	No Limit
5		5353.107	56.78	1.21	57.99	74.00	-16.01	peak	
6		5353.107	45.76	1.21	46.97	54.00	-7.03	AVG	

REMARKS:
(1) Measurement Value = Reading Level + Correct Factor.
(2) Margin Level = Measurement Value - Limit Value.

Test Mode	IEEE 802.11ac (VHT80)	Test Date	2023/8/7
Test Frequency	5290MHz	Polarization	Horizontal
Temp	28°C	Hum.	60%

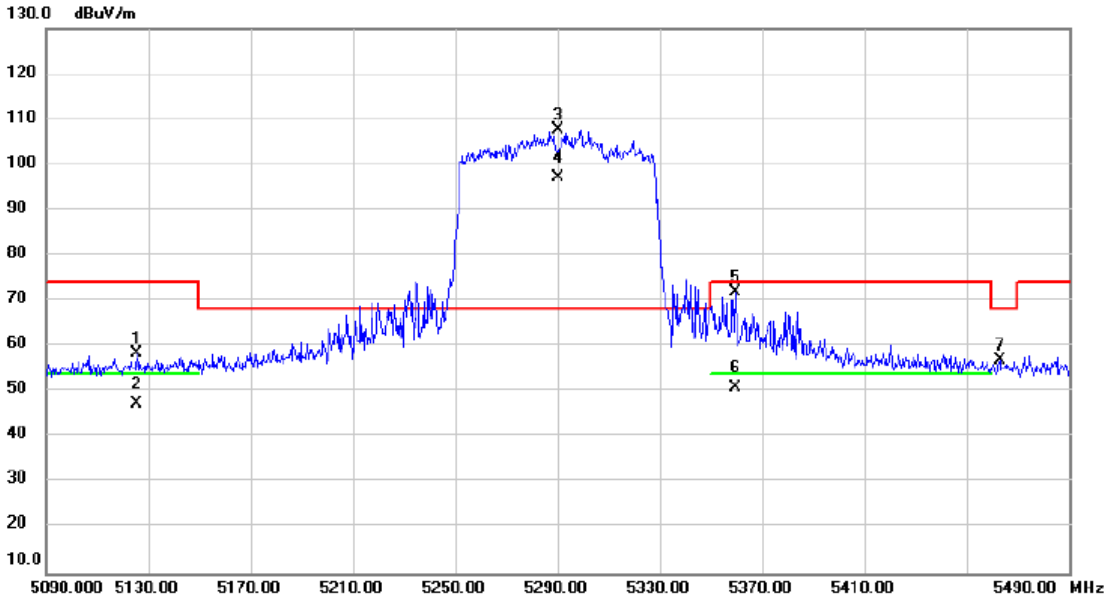

No.	Mk.	Freq.	Reading Level	Correct Factor	Measure-ment	Limit	Over		
		MHz	dBuV	dB	dBuV/m	dBuV/m	dB	Detector	Comment
1		5125.600	57.23	1.15	58.38	74.00	-15.62	peak	
2		5125.600	46.06	1.15	47.21	54.00	-6.79	AVG	
3	*	5290.000	106.60	1.19	107.79	68.20	39.59	peak	No Limit
4	X	5290.000	96.09	1.19	97.28	68.20	29.08	AVG	No Limit
5		5359.680	70.63	1.21	71.84	74.00	-2.16	peak	
6		5359.680	49.81	1.21	51.02	54.00	-2.98	AVG	
7		5463.160	55.61	1.24	56.85	68.20	-11.35	peak	

REMARKS:
(1) Measurement Value = Reading Level + Correct Factor.
(2) Margin Level = Measurement Value - Limit Value.

Test Mode	IEEE 802.11ac (VHT80)	Test Date	2023/8/7
Test Frequency	5530MHz	Polarization	Horizontal
Temp	28°C	Hum.	60%

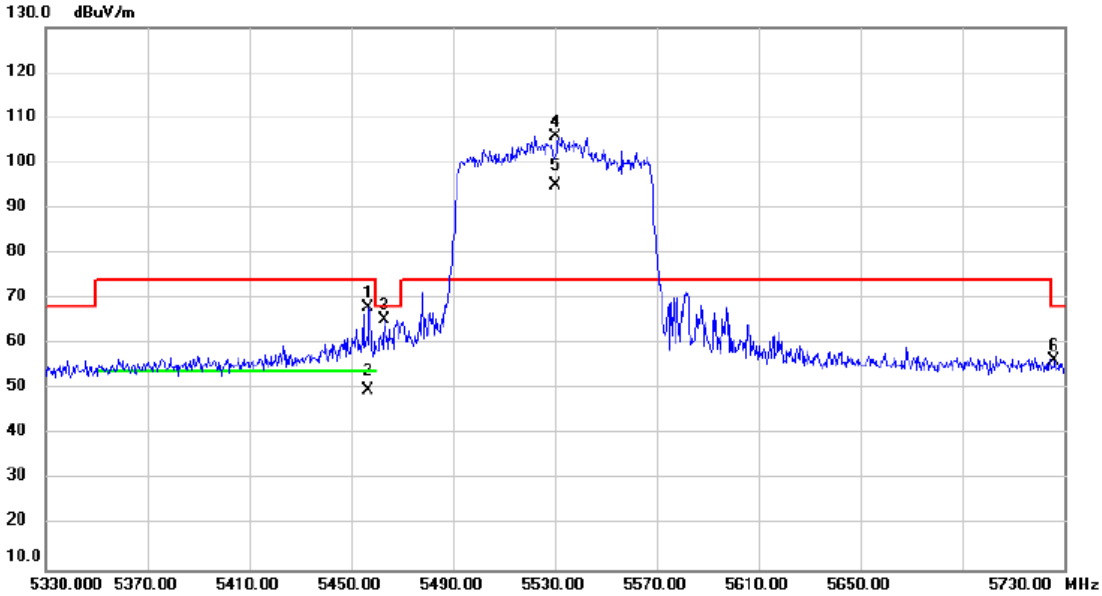

No.	Mk.	Freq.	Reading Level	Correct Factor	Measure-ment	Limit	Over		
		MHz	dBuV	dB	dBuV/m	dBuV/m	dB	Detector	Comment
1		5456.880	66.95	1.23	68.18	74.00	-5.82	peak	
2		5456.880	48.60	1.23	49.83	54.00	-4.17	AVG	
3		5463.027	64.13	1.24	65.37	68.20	-2.83	peak	
4	*	5530.000	104.65	1.32	105.97	74.00	31.97	peak	No Limit
5	X	5530.000	93.70	1.32	95.02	74.00	21.02	AVG	No Limit
6		5726.160	54.54	1.80	56.34	68.20	-11.86	peak	

REMARKS:
(1) Measurement Value = Reading Level + Correct Factor.
(2) Margin Level = Measurement Value - Limit Value.

Test Mode	IEEE 802.11ac (VHT80)	Test Date	2023/8/7
Test Frequency	5610MHz	Polarization	Horizontal
Temp	28°C	Hum.	60%

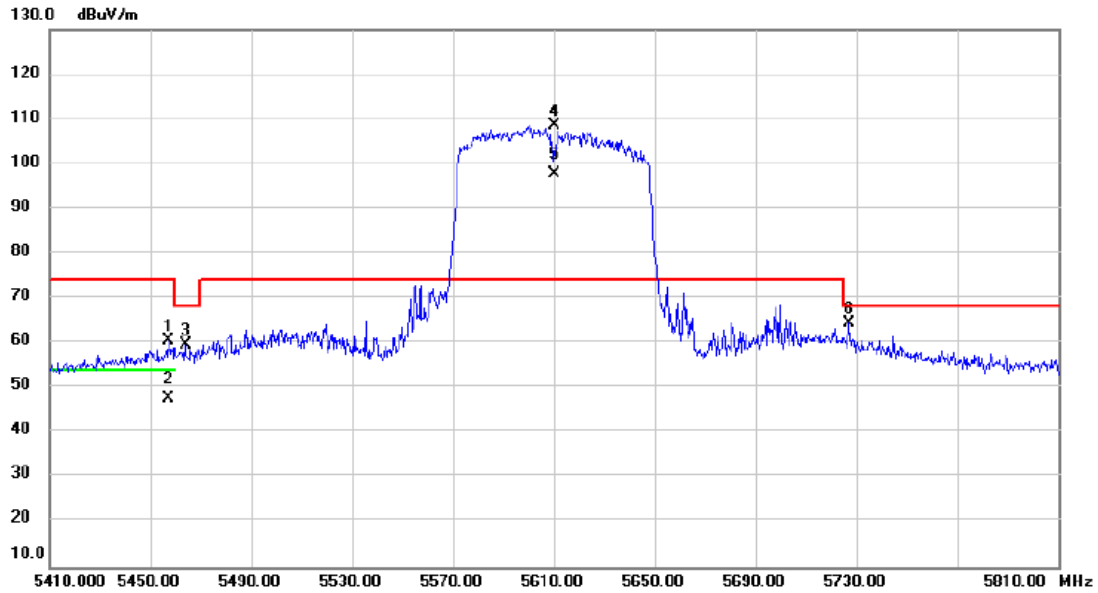

No.	Mk.	Freq.	Reading Level	Correct Factor	Measure-ment	Limit	Over		
		MHz	dBuV	dB	dBuV/m	dBuV/m	dB	Detector	Comment
1		5457.013	59.18	1.23	60.41	74.00	-13.59	peak	
2		5457.013	46.52	1.23	47.75	54.00	-6.25	AVG	
3		5463.933	58.55	1.24	59.79	68.20	-8.41	peak	
4	*	5610.000	107.03	1.51	108.54	74.00	34.54	peak	No Limit
5	X	5610.000	96.16	1.51	97.67	74.00	23.67	AVG	No Limit
6		5727.013	62.53	1.80	64.33	68.20	-3.87	peak	

REMARKS:
(1) Measurement Value = Reading Level + Correct Factor.
(2) Margin Level = Measurement Value - Limit Value.

Test Mode	IEEE 802.11ac (VHT80)	Test Date	2023/7/26
Test Frequency	5775MHz	Polarization	Horizontal
Temp	27°C	Hum.	56%

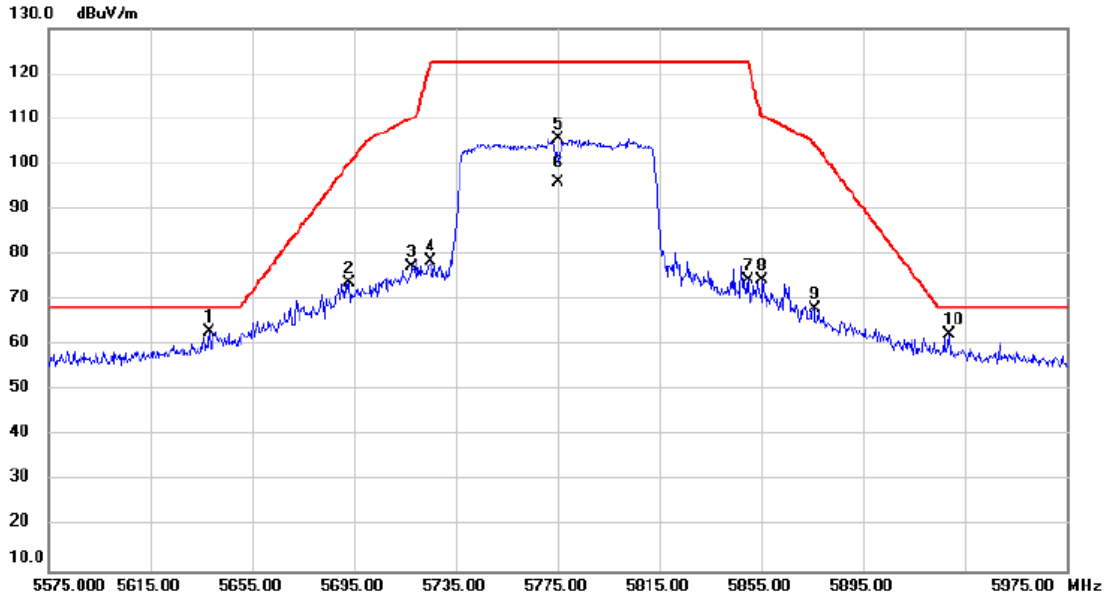

No.	Mk.	Freq.	Reading Level	Correct Factor	Measure-ment	Limit	Over		
		MHz	dBuV	dB	dBuV/m	dBuV/m	dB	Detector	Comment
1	*	5638.453	61.36	1.59	62.95	68.20	-5.25	peak	
2		5693.293	71.97	1.72	73.69	100.26	-26.57	peak	
3		5717.813	75.49	1.78	77.27	110.19	-32.92	peak	
4		5724.907	76.62	1.79	78.41	121.99	-43.58	peak	
5		5775.000	103.71	1.91	105.62	122.20	-16.58	peak	No Limit
6		5775.000	94.18	1.91	96.09	122.20	-26.11	AVG	No Limit
7		5850.133	72.39	2.10	74.49	121.90	-47.41	peak	
8		5855.520	72.27	2.11	74.38	110.65	-36.27	peak	
9		5875.827	65.86	2.16	68.02	104.59	-36.57	peak	
10		5928.893	60.14	2.28	62.42	68.20	-5.78	peak	

REMARKS:
(1) Measurement Value = Reading Level + Correct Factor.
(2) Margin Level = Measurement Value - Limit Value.

Test Mode	IEEE 802.11ax (HE20)	Test Date	2023/8/7
Test Frequency	5180MHz	Polarization	Horizontal
Temp	28°C	Hum.	60%

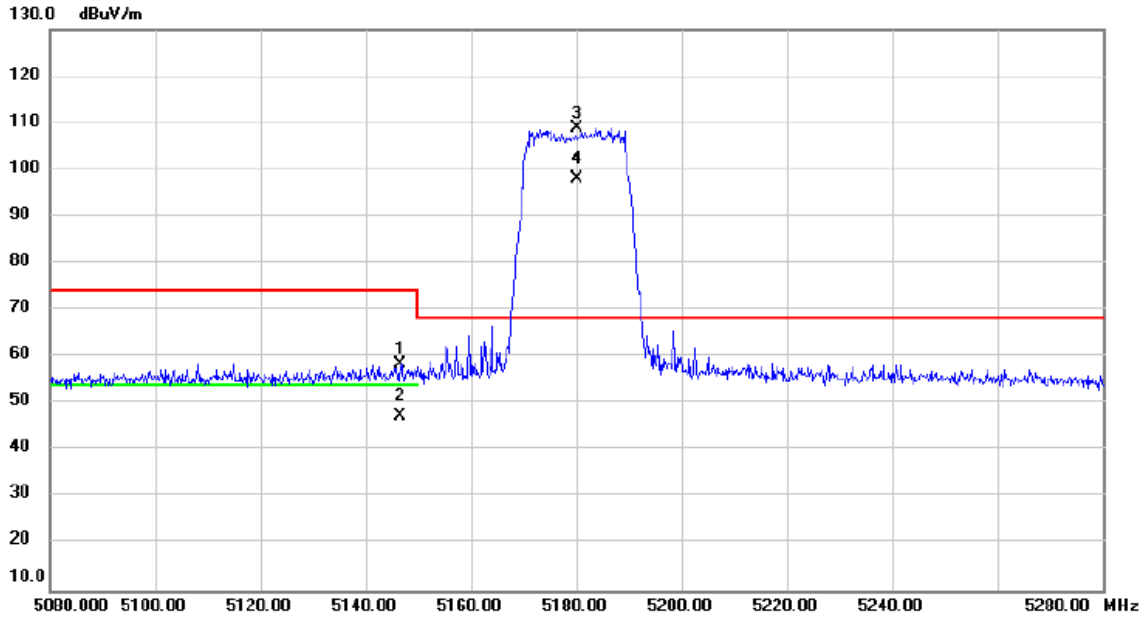

No.	Mk.	Freq.	Reading Level	Correct Factor	Measure-ment	Limit	Over		
		MHz	dBuV	dB	dBuV/m	dBuV/m	dB	Detector	Comment
1		5146.567	57.29	1.15	58.44	74.00	-15.56	peak	
2		5146.567	46.25	1.15	47.40	54.00	-6.60	AVG	
3	*	5180.000	107.71	1.16	108.87	68.20	40.67	peak	No Limit
4	X	5180.000	96.92	1.16	98.08	68.20	29.88	AVG	No Limit

REMARKS:
(1) Measurement Value = Reading Level + Correct Factor.
(2) Margin Level = Measurement Value - Limit Value.

Test Mode	IEEE 802.11ax (HE20)	Test Date	2023/8/7
Test Frequency	5240MHz	Polarization	Horizontal
Temp	28°C	Hum.	60%

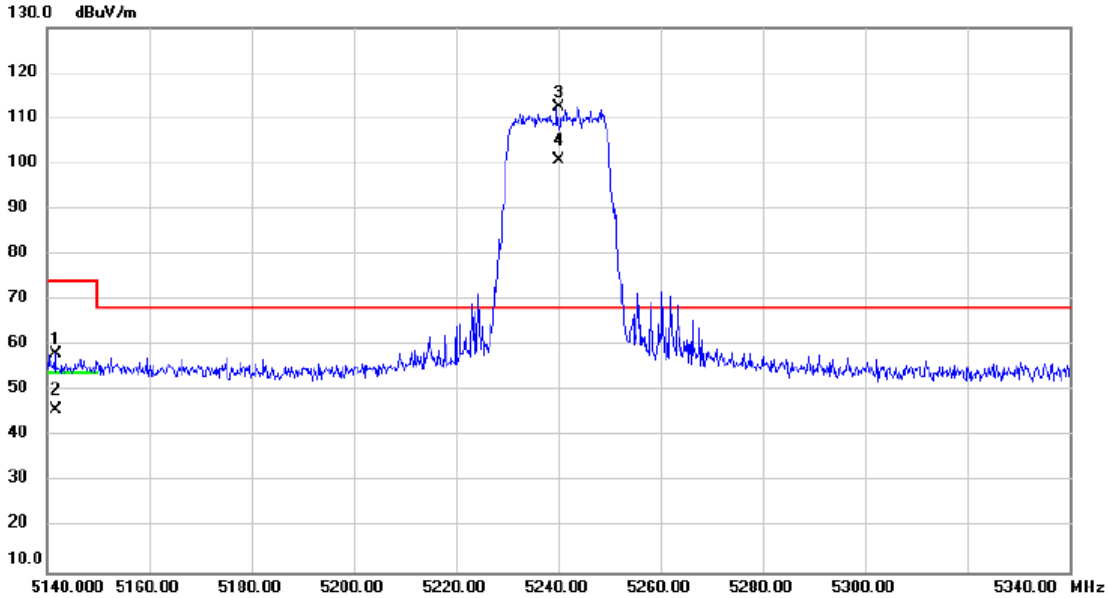

No.	Mk.	Freq.	Reading Level	Correct Factor	Measure-ment	Limit	Over		
		MHz	dBuV	dB	dBuV/m	dBuV/m	dB	Detector	Comment
1		5141.720	57.10	1.15	58.25	74.00	-15.75	peak	
2		5141.720	44.82	1.15	45.97	54.00	-8.03	AVG	
3	*	5240.000	111.37	1.17	112.54	68.20	44.34	peak	No Limit
4	X	5240.000	99.49	1.17	100.66	68.20	32.46	AVG	No Limit

REMARKS:
(1) Measurement Value = Reading Level + Correct Factor.
(2) Margin Level = Measurement Value - Limit Value.

Test Mode	IEEE 802.11ax (HE20)	Test Date	2023/8/7
Test Frequency	5260MHz	Polarization	Horizontal
Temp	28°C	Hum.	60%

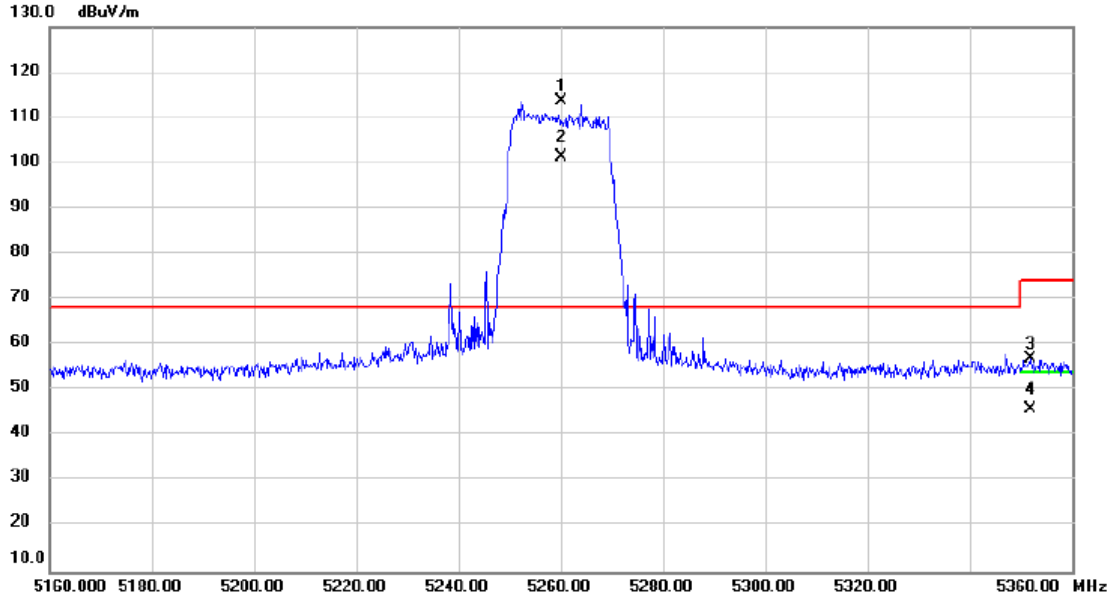

No.	Mk.	Freq.	Reading Level	Correct Factor	Measure-ment	Limit	Over		
		MHz	dBuV	dB	dBuV/m	dBuV/m	dB	Detector	Comment
1	*	5260.000	112.42	1.19	113.61	68.20	45.41	peak	No Limit
2	X	5260.000	100.17	1.19	101.36	68.20	33.16	AVG	No Limit
3		5351.793	55.83	1.21	57.04	74.00	-16.96	peak	
4		5351.793	44.59	1.21	45.80	54.00	-8.20	AVG	

REMARKS:
(1) Measurement Value = Reading Level + Correct Factor.
(2) Margin Level = Measurement Value - Limit Value.

Test Mode	IEEE 802.11ax (HE20)	Test Date	2023/8/10
Test Frequency	5320MHz	Polarization	Horizontal
Temp	25°C	Hum.	51%

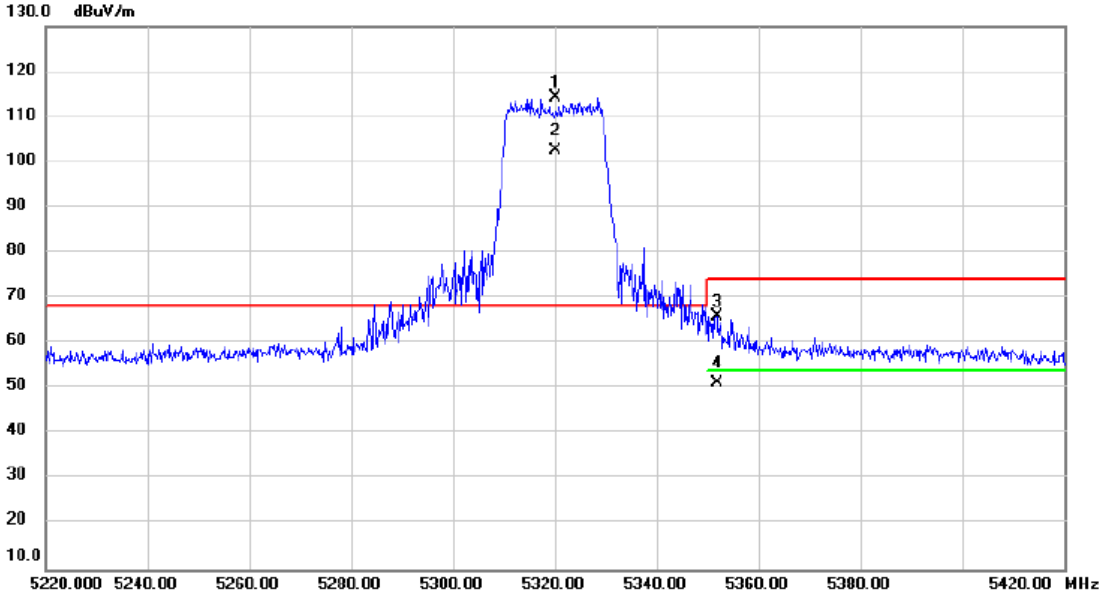

No.	Mk.	Freq.	Reading Level	Correct Factor	Measure-ment	Limit	Over		
		MHz	dBuV	dB	dBuV/m	dBuV/m	dB	Detector	Comment
1	*	5320.000	113.06	1.20	114.26	68.20	46.06	peak	No Limit
2	X	5320.000	101.30	1.20	102.50	68.20	34.30	AVG	No Limit
3		5351.760	64.79	1.21	66.00	74.00	-8.00	peak	
4		5351.760	50.17	1.21	51.38	54.00	-2.62	AVG	

REMARKS:
(1) Measurement Value = Reading Level + Correct Factor.
(2) Margin Level = Measurement Value - Limit Value.

Test Mode	IEEE 802.11ax (HE20)	Test Date	2023/8/7
Test Frequency	5500MHz	Polarization	Horizontal
Temp	28°C	Hum.	60%

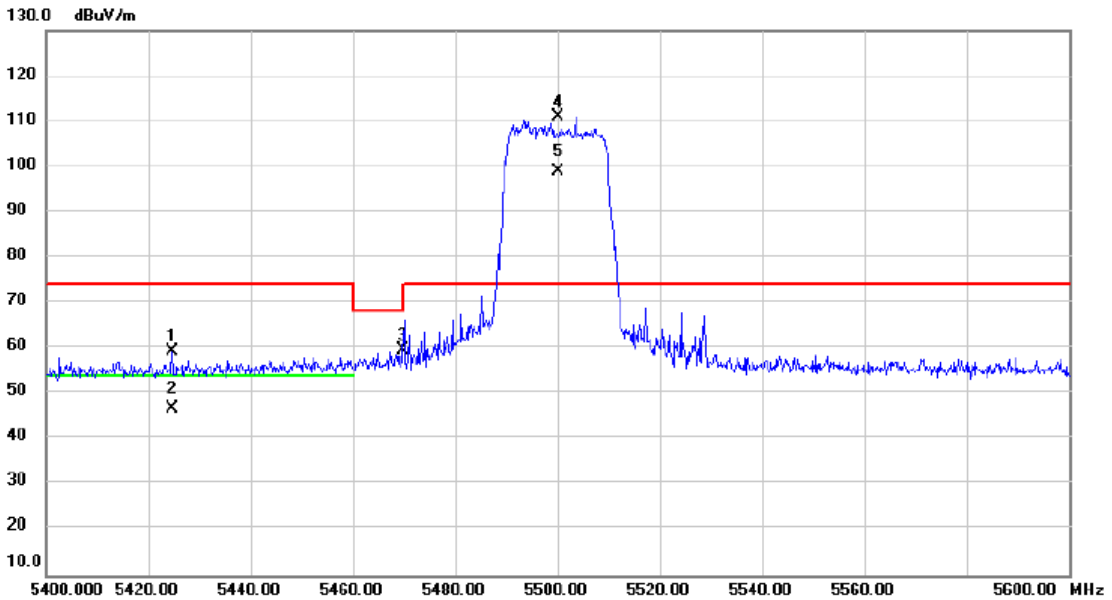

No.	Mk.	Freq.	Reading Level	Correct Factor	Measure-ment	Limit	Over		
		MHz	dBuV	dB	dBuV/m	dBuV/m	dB	Detector	Comment
1		5424.693	58.04	1.22	59.26	74.00	-14.74	peak	
2		5424.693	45.61	1.22	46.83	54.00	-7.17	AVG	
3		5469.847	58.30	1.24	59.54	68.20	-8.66	peak	
4	*	5500.000	109.82	1.25	111.07	74.00	37.07	peak	No Limit
5	X	5500.000	97.78	1.25	99.03	74.00	25.03	AVG	No Limit

REMARKS:
(1) Measurement Value = Reading Level + Correct Factor.
(2) Margin Level = Measurement Value - Limit Value.

Test Mode	IEEE 802.11ax (HE20)	Test Date	2023/7/26
Test Frequency	5700MHz	Polarization	Horizontal
Temp	27°C	Hum.	56%

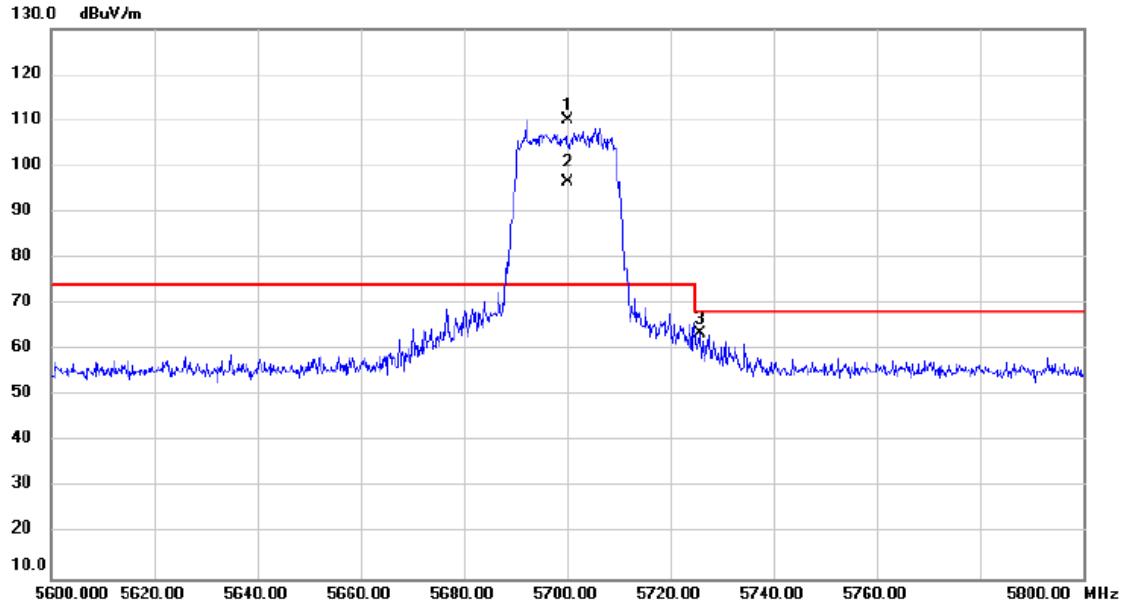

No.	Mk.	Freq.	Reading Level	Correct Factor	Measure-ment	Limit	Over		
		MHz	dBuV	dB	dBuV/m	dBuV/m	dB	Detector	Comment
1	*	5700.000	108.21	1.73	109.94	74.00	35.94	peak	No Limit
2	X	5700.000	94.74	1.73	96.47	74.00	22.47	AVG	No Limit
3		5725.673	61.68	1.80	63.48	68.20	-4.72	peak	

REMARKS:
(1) Measurement Value = Reading Level + Correct Factor.
(2) Margin Level = Measurement Value - Limit Value.

Test Mode	IEEE 802.11ax (HE20)	Test Date	2023/7/26
Test Frequency	5745MHz	Polarization	Horizontal
Temp	27°C	Hum.	56%

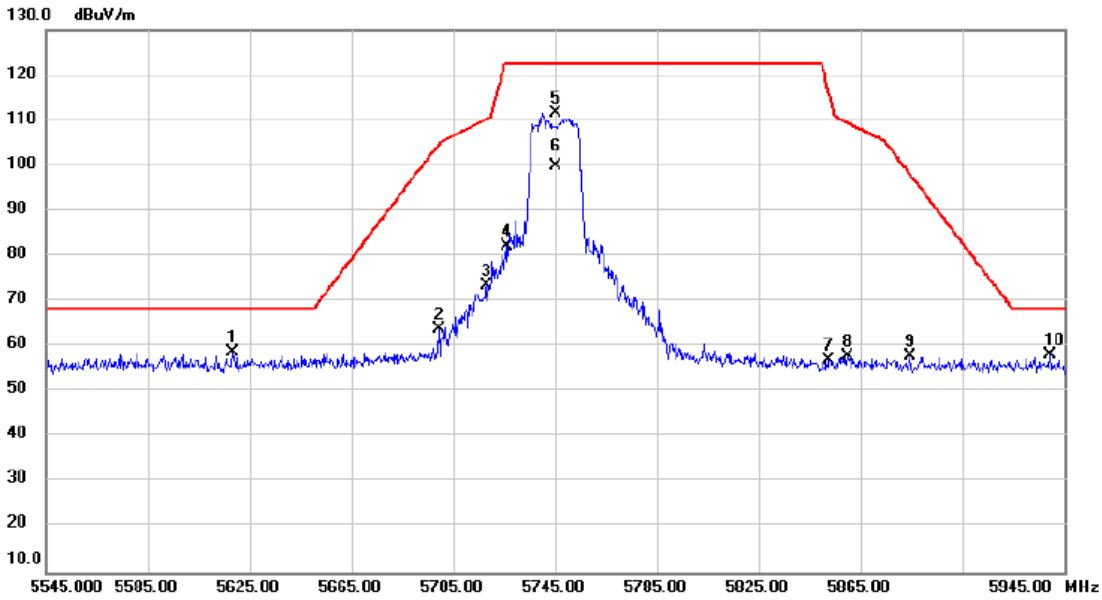

No.	Mk.	Freq.	Reading Level	Correct Factor	Measure-ment	Limit	Over		
		MHz	dBuV	dB	dBuV/m	dBuV/m	dB	Detector	Comment
1	*	5618.187	57.14	1.54	58.68	68.20	-9.52	peak	
2		5699.187	62.07	1.73	63.80	104.60	-40.80	peak	
3		5718.120	71.62	1.78	73.40	110.27	-36.87	peak	
4		5725.827	80.34	1.80	82.14	122.20	-40.06	peak	
5		5745.000	109.77	1.84	111.61	122.20	-10.59	peak	No Limit
6		5745.000	98.16	1.84	100.00	122.20	-22.20	AVG	No Limit
7		5852.707	54.77	2.10	56.87	116.03	-59.16	peak	
8		5859.907	55.73	2.12	57.85	109.42	-51.57	peak	
9		5884.613	55.82	2.17	57.99	98.06	-40.07	peak	
10		5939.200	55.91	2.32	58.23	68.20	-9.97	peak	

REMARKS:
(1) Measurement Value = Reading Level + Correct Factor.
(2) Margin Level = Measurement Value - Limit Value.

Test Mode	IEEE 802.11ax (HE20)	Test Date	2023/7/26
Test Frequency	5825MHz	Polarization	Horizontal
Temp	27°C	Hum.	56%

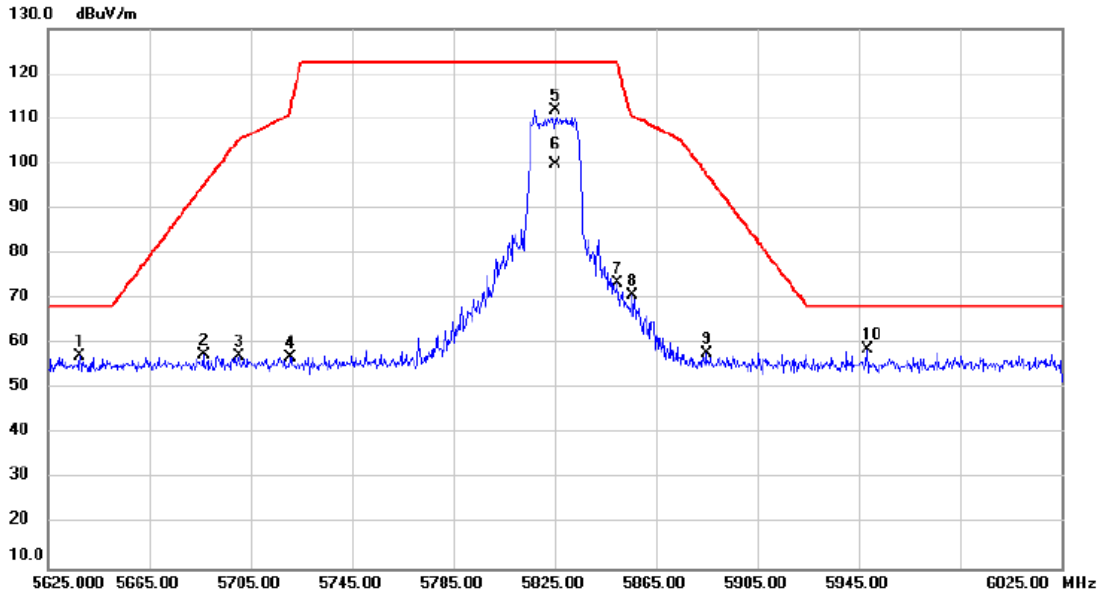

No.	Mk.	Freq.	Reading Level	Correct Factor	Measure-ment	Limit	Over		
		MHz	dBuV	dB	dBuV/m	dBuV/m	dB	Detector	Comment
1		5637.787	55.67	1.59	57.26	68.20	-10.94	peak	
2		5686.493	55.73	1.70	57.43	95.24	-37.81	peak	
3		5700.227	55.57	1.73	57.30	105.26	-47.96	peak	
4		5720.480	55.09	1.79	56.88	111.89	-55.01	peak	
5		5825.000	109.72	2.03	111.75	122.20	-10.45	peak	No Limit
6		5825.000	97.96	2.03	99.99	122.20	-22.21	AVG	No Limit
7		5849.600	71.44	2.10	73.54	122.20	-48.66	peak	
8		5855.693	68.78	2.11	70.89	110.61	-39.72	peak	
9		5884.800	55.71	2.17	57.88	97.92	-40.04	peak	
10	*	5948.667	56.31	2.34	58.65	68.20	-9.55	peak	

REMARKS:
(1) Measurement Value = Reading Level + Correct Factor.
(2) Margin Level = Measurement Value - Limit Value.

Test Mode	IEEE 802.11ax (HE40)	Test Date	2023/8/7
Test Frequency	5190MHz	Polarization	Horizontal
Temp	28°C	Hum.	60%

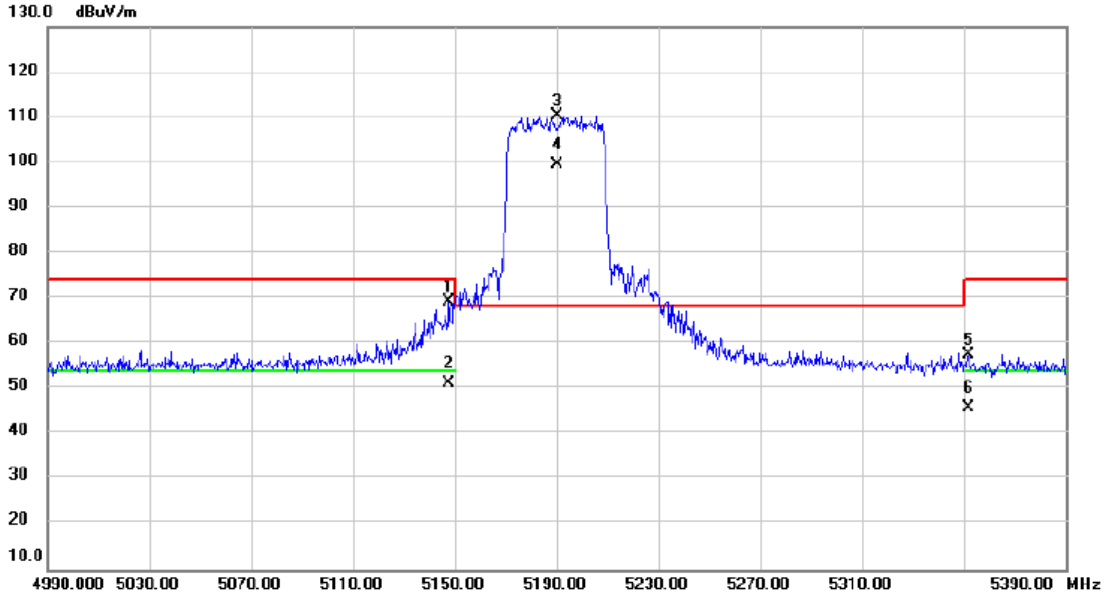

No.	Mk.	Freq.	Reading Level	Correct Factor	Measure-ment	Limit	Over		
		MHz	dBuV	dB	dBuV/m	dBuV/m	dB	Detector	Comment
1		5147.760	68.15	1.15	69.30	74.00	-4.70	peak	
2		5147.760	50.24	1.15	51.39	54.00	-2.61	AVG	
3	*	5190.000	109.21	1.16	110.37	68.20	42.17	peak	No Limit
4	X	5190.000	98.54	1.16	99.70	68.20	31.50	AVG	No Limit
5		5351.613	56.41	1.21	57.62	74.00	-16.38	peak	
6		5351.613	44.60	1.21	45.81	54.00	-8.19	AVG	

REMARKS:
(1) Measurement Value = Reading Level + Correct Factor.
(2) Margin Level = Measurement Value - Limit Value.

Test Mode	IEEE 802.11ax (HE40)	Test Date	2023/8/7
Test Frequency	5230MHz	Polarization	Horizontal
Temp	28°C	Hum.	60%

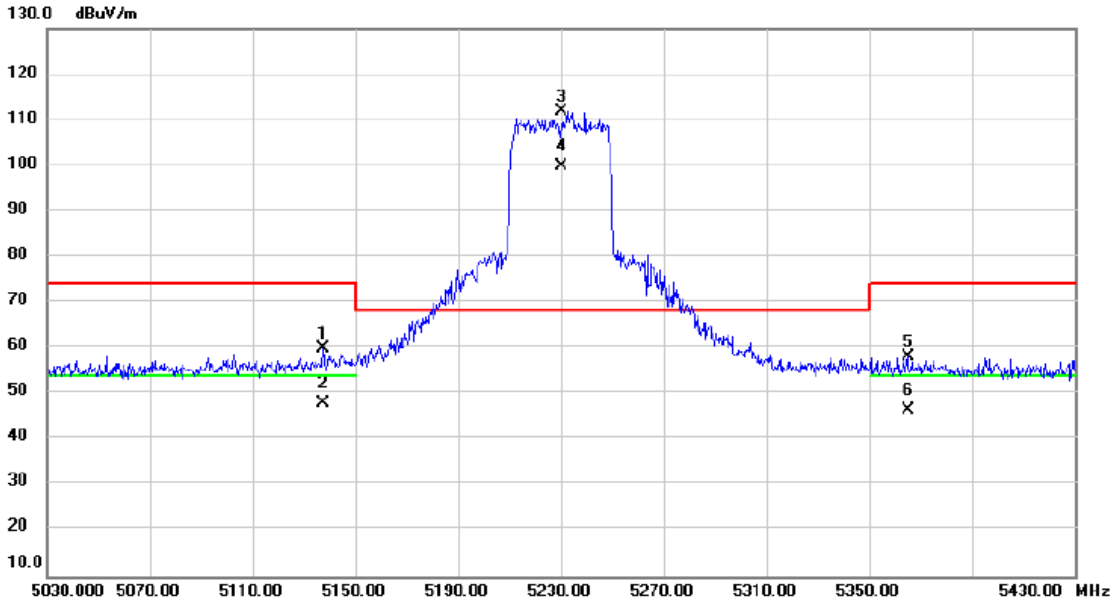

No.	Mk.	Freq.	Reading Level	Correct Factor	Measure-ment	Limit	Over		
		MHz	dBuV	dB	dBuV/m	dBuV/m	dB	Detector	Comment
1		5137.480	58.72	1.15	59.87	74.00	-14.13	peak	
2		5137.480	46.69	1.15	47.84	54.00	-6.16	AVG	
3	*	5230.000	110.65	1.18	111.83	68.20	43.63	peak	No Limit
4	X	5230.000	98.58	1.18	99.76	68.20	31.56	AVG	No Limit
5		5365.027	57.01	1.21	58.22	74.00	-15.78	peak	
6		5365.027	45.24	1.21	46.45	54.00	-7.55	AVG	

REMARKS:
(1) Measurement Value = Reading Level + Correct Factor.
(2) Margin Level = Measurement Value - Limit Value.

Test Mode	IEEE 802.11ax (HE40)	Test Date	2023/8/7
Test Frequency	5270MHz	Polarization	Horizontal
Temp	28°C	Hum.	60%

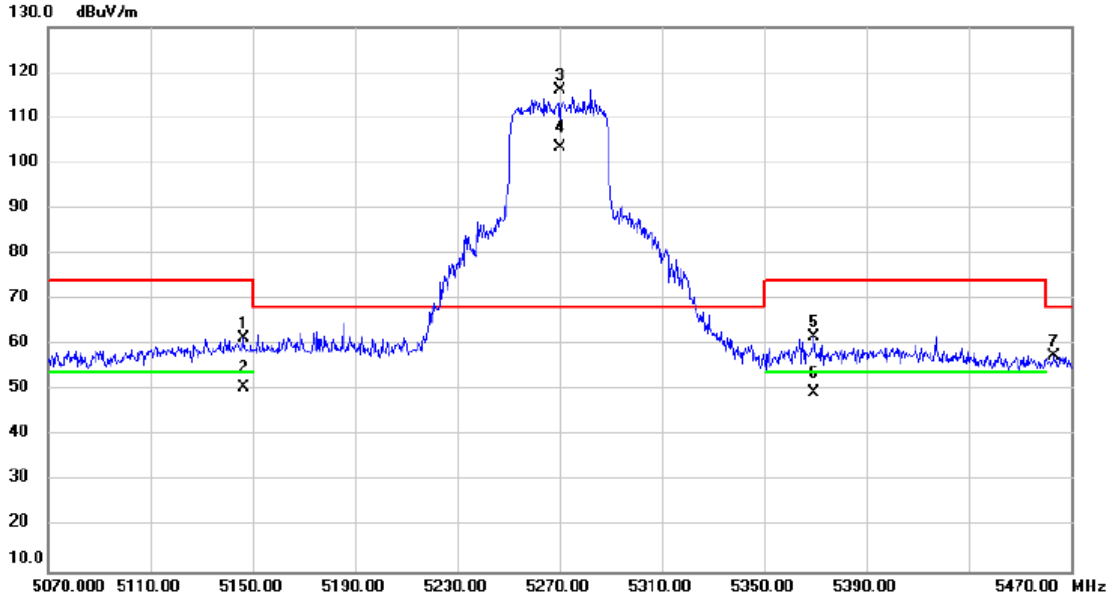

No.	Mk.	Freq.	Reading Level	Correct Factor	Measure-ment	Limit	Over		
		MHz	dBuV	dB	dBuV/m	dBuV/m	dB	Detector	Comment
1		5146.280	60.44	1.15	61.59	74.00	-12.41	peak	
2		5146.280	49.39	1.15	50.54	54.00	-3.46	AVG	
3	*	5270.000	114.91	1.18	116.09	68.20	47.89	peak	No Limit
4	X	5270.000	102.37	1.18	103.55	68.20	35.35	AVG	No Limit
5		5369.693	60.51	1.21	61.72	74.00	-12.28	peak	
6		5369.693	48.22	1.21	49.43	54.00	-4.57	AVG	
7		5463.493	56.20	1.24	57.44	68.20	-10.76	peak	

REMARKS:
(1) Measurement Value = Reading Level + Correct Factor.
(2) Margin Level = Measurement Value - Limit Value.

Test Mode	IEEE 802.11ax (HE40)	Test Date	2023/8/7
Test Frequency	5310MHz	Polarization	Horizontal
Temp	28°C	Hum.	60%

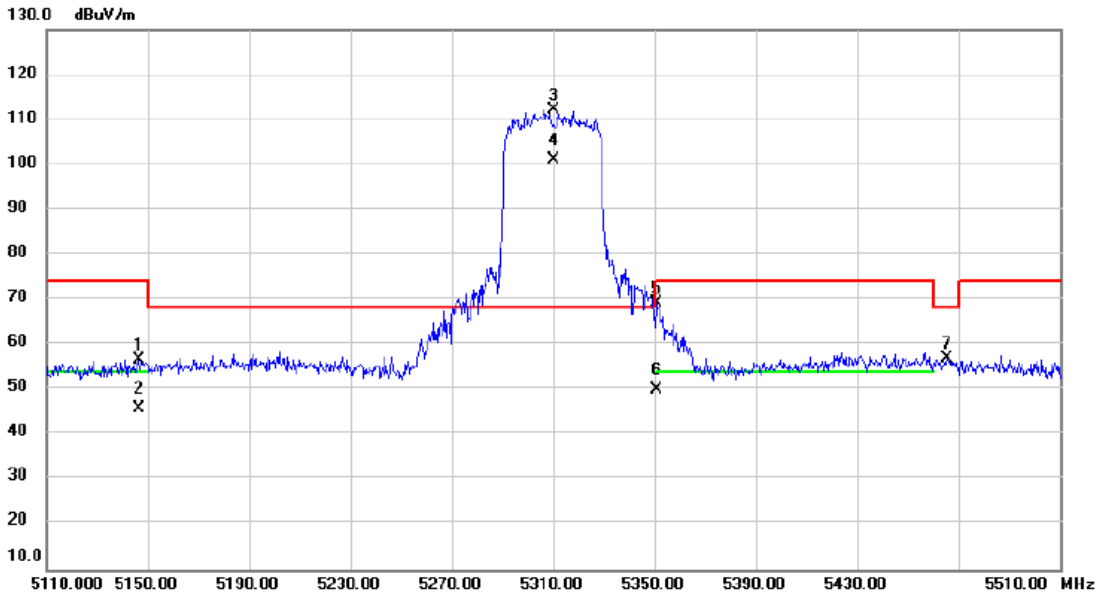

No.	Mk.	Freq.	Reading Level	Correct Factor	Measure-ment	Limit	Over		
		MHz	dBuV	dB	dBuV/m	dBuV/m	dB	Detector	Comment
1		5146.693	55.53	1.15	56.68	74.00	-17.32	peak	
2		5146.693	44.64	1.15	45.79	54.00	-8.21	AVG	
3	*	5310.000	110.92	1.20	112.12	68.20	43.92	peak	No Limit
4	X	5310.000	99.83	1.20	101.03	68.20	32.83	AVG	No Limit
5		5350.827	68.02	1.21	69.23	74.00	-4.77	peak	
6		5350.827	48.96	1.21	50.17	54.00	-3.83	AVG	
7		5465.653	55.81	1.24	57.05	68.20	-11.15	peak	

REMARKS:
(1) Measurement Value = Reading Level + Correct Factor.
(2) Margin Level = Measurement Value - Limit Value.

Test Mode	IEEE 802.11ax (HE40)	Test Date	2023/8/7
Test Frequency	5510MHz	Polarization	Horizontal
Temp	28°C	Hum.	60%

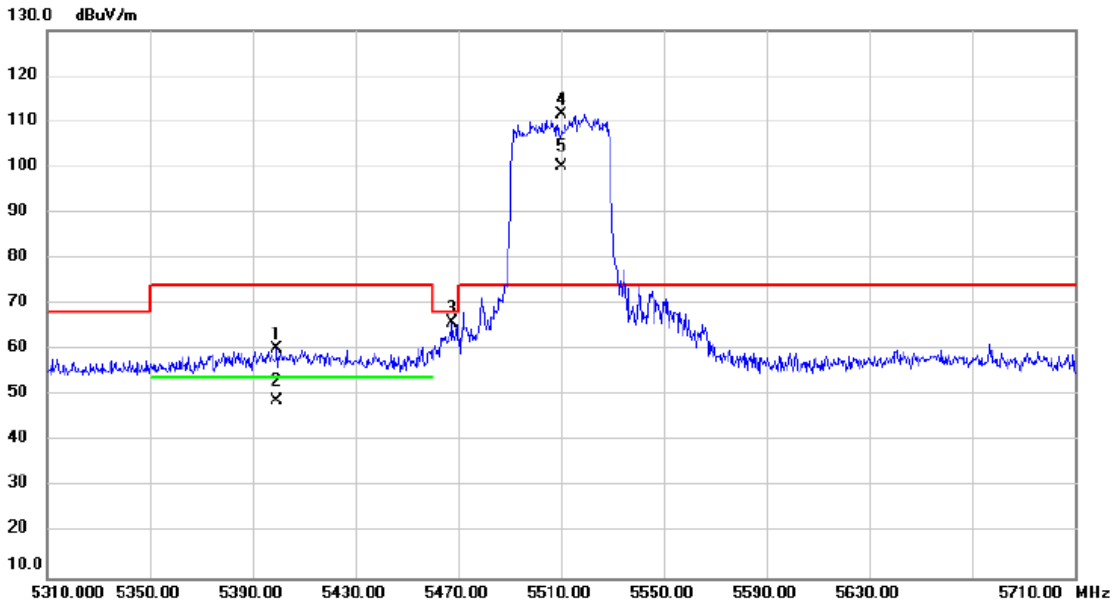

No.	Mk.	Freq.	Reading Level	Correct Factor	Measure-ment	Limit	Over		
		MHz	dBuV	dB	dBuV/m	dBuV/m	dB	Detector	Comment
1		5399.240	59.10	1.22	60.32	74.00	-13.68	peak	
2		5399.240	47.73	1.22	48.95	54.00	-5.05	AVG	
3		5467.720	64.86	1.24	66.10	68.20	-2.10	peak	
4	*	5510.000	110.39	1.27	111.66	74.00	37.66	peak	No Limit
5	X	5510.000	98.83	1.27	100.10	74.00	26.10	AVG	No Limit

REMARKS:
(1) Measurement Value = Reading Level + Correct Factor.
(2) Margin Level = Measurement Value - Limit Value.

Test Mode	IEEE 802.11ax (HE40)	Test Date	2023/8/7
Test Frequency	5670MHz	Polarization	Horizontal
Temp	28°C	Hum.	60%

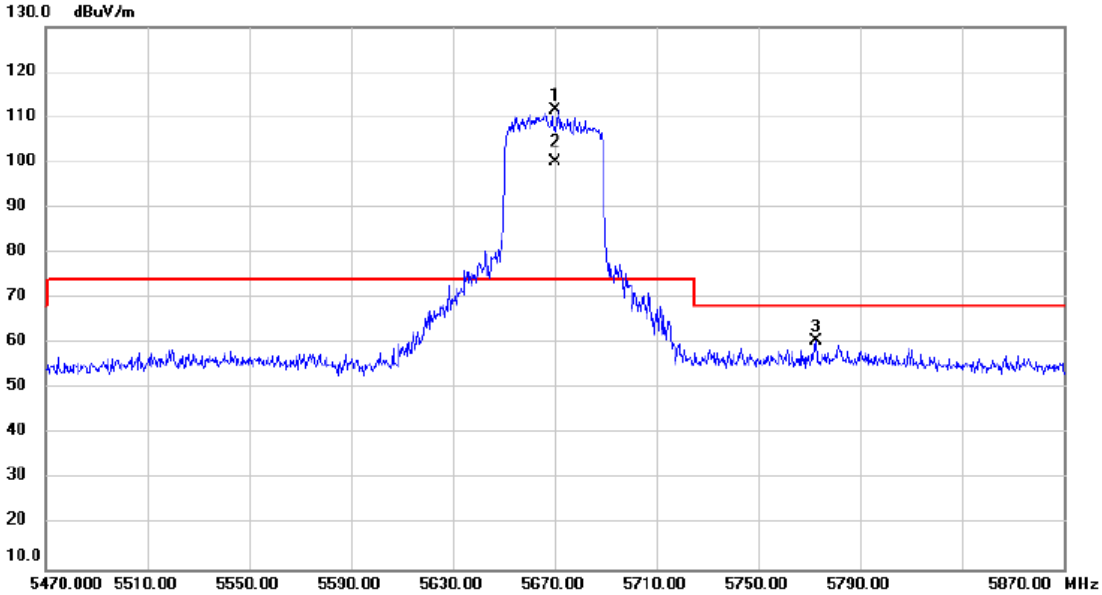

No.	Mk.	Freq.	Reading Level	Correct Factor	Measure-ment	Limit	Over		
		MHz	dBuV	dB	dBuV/m	dBuV/m	dB	Detector	Comment
1	*	5670.000	109.94	1.67	111.61	74.00	37.61	peak	No Limit
2	X	5670.000	98.35	1.67	100.02	74.00	26.02	AVG	No Limit
3		5772.413	58.67	1.91	60.58	68.20	-7.62	peak	

REMARKS:
(1) Measurement Value = Reading Level + Correct Factor.
(2) Margin Level = Measurement Value - Limit Value.

Test Mode	IEEE 802.11ax (HE40)	Test Date	2023/7/26
Test Frequency	5755MHz	Polarization	Horizontal
Temp	27°C	Hum.	56%

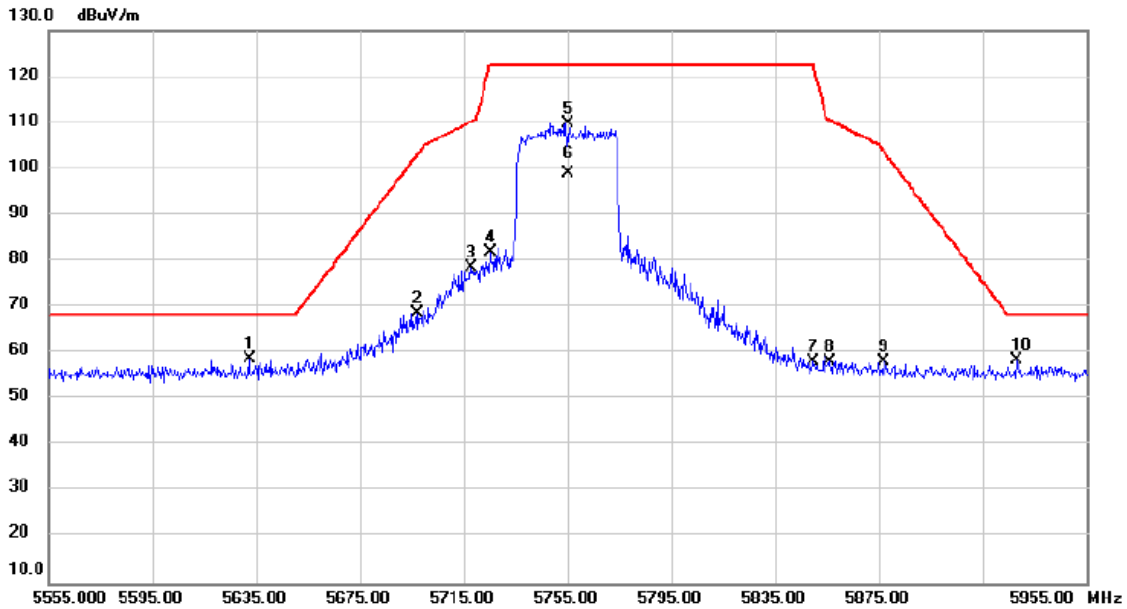

No.	Mk.	Freq.	Reading Level	Correct Factor	Measure-ment	Limit	Over		
		MHz	dBuV	dB	dBuV/m	dBuV/m	dB	Detector	Comment
1	*	5632.427	57.14	1.57	58.71	68.20	-9.49	peak	
2		5696.893	67.06	1.72	68.78	102.91	-34.13	peak	
3		5717.733	76.91	1.78	78.69	110.17	-31.48	peak	
4		5725.253	79.95	1.80	81.75	122.20	-40.45	peak	
5		5755.000	107.89	1.87	109.76	122.20	-12.44	peak	No Limit
6		5755.000	96.98	1.87	98.85	122.20	-23.35	AVG	No Limit
7		5849.933	56.00	2.10	58.10	122.20	-64.10	peak	
8		5855.867	56.15	2.11	58.26	110.56	-52.30	peak	
9		5876.680	56.08	2.16	58.24	103.95	-45.71	peak	
10		5928.067	56.04	2.28	58.32	68.20	-9.88	peak	

REMARKS:
(1) Measurement Value = Reading Level + Correct Factor.
(2) Margin Level = Measurement Value - Limit Value.

Test Mode	IEEE 802.11ax (HE40)	Test Date	2023/7/26
Test Frequency	5795MHz	Polarization	Horizontal
Temp	27°C	Hum.	56%

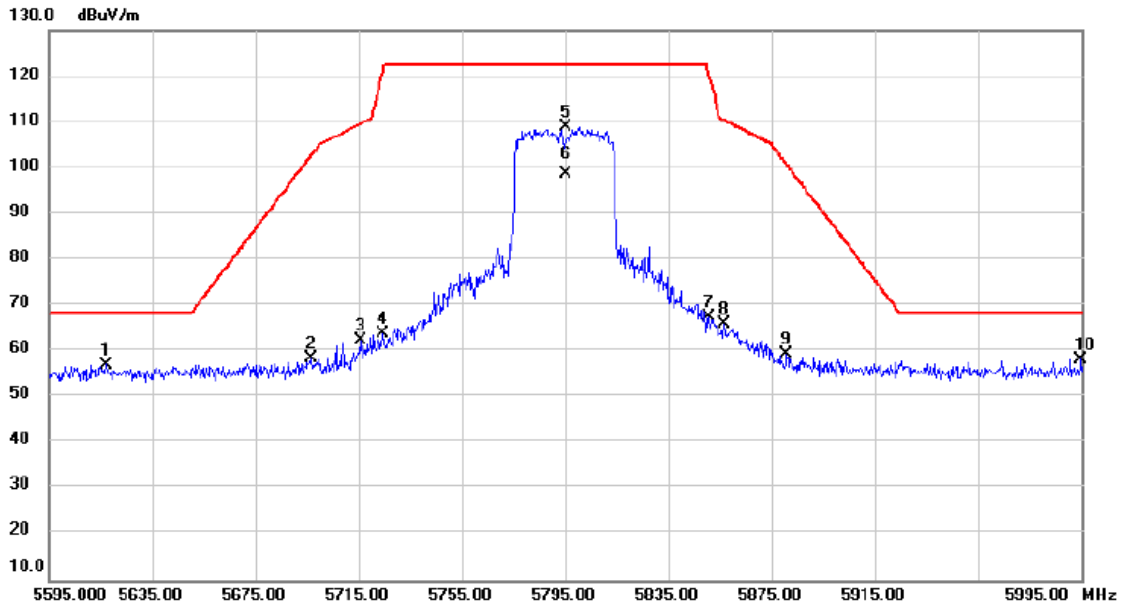

No.	Mk.	Freq.	Reading Level	Correct Factor	Measure-ment	Limit	Over		
		MHz	dBuV	dB	dBuV/m	dBuV/m	dB	Detector	Comment
1		5617.200	55.56	1.54	57.10	68.20	-11.10	peak	
2		5696.453	56.77	1.72	58.49	102.59	-44.10	peak	
3		5715.693	60.53	1.78	62.31	109.60	-47.29	peak	
4		5724.320	61.92	1.79	63.71	120.65	-56.94	peak	
5		5795.000	106.79	1.96	108.75	122.20	-13.45	peak	No Limit
6		5795.000	96.83	1.96	98.79	122.20	-23.41	AVG	No Limit
7		5850.867	65.38	2.10	67.48	120.22	-52.74	peak	
8		5856.587	63.84	2.11	65.95	110.35	-44.40	peak	
9		5880.653	57.24	2.17	59.41	101.00	-41.59	peak	
10	*	5994.640	55.85	2.45	58.30	68.20	-9.90	peak	

REMARKS:
(1) Measurement Value = Reading Level + Correct Factor.
(2) Margin Level = Measurement Value - Limit Value.

Test Mode	IEEE 802.11ax (HE80)	Test Date	2023/8/7
Test Frequency	5210MHz	Polarization	Horizontal
Temp	28°C	Hum.	60%

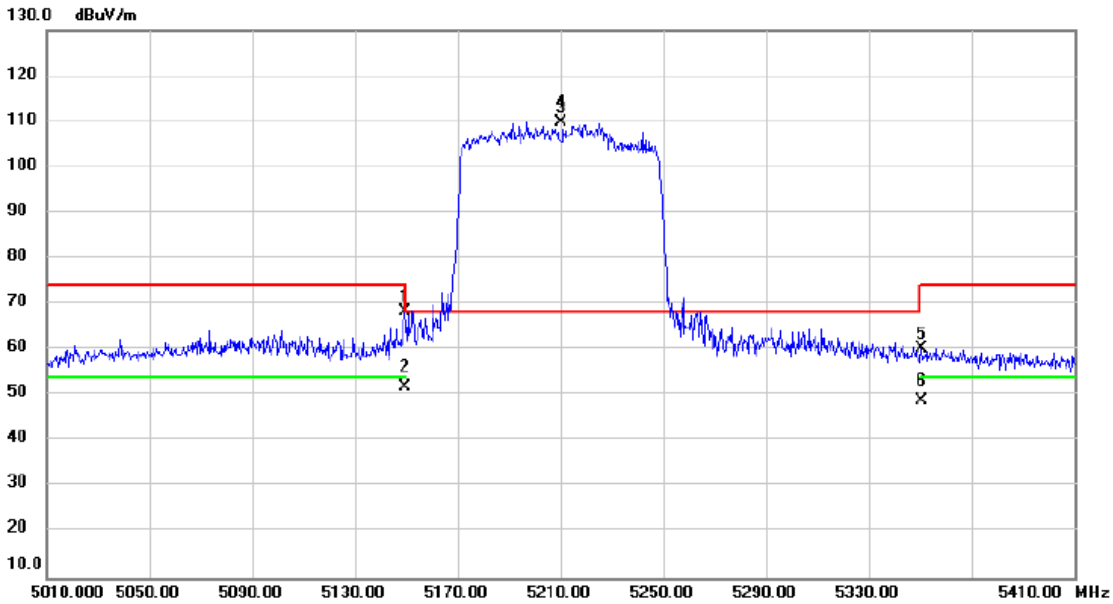

No.	Mk.	Freq.	Reading Level	Correct Factor	Measure-ment	Limit	Over		
		MHz	dBuV	dB	dBuV/m	dBuV/m	dB	Detector	Comment
1		5149.587	67.26	1.15	68.41	74.00	-5.59	peak	
2		5149.587	50.78	1.15	51.93	54.00	-2.07	AVG	
3	*	5210.000	108.47	1.17	109.64	68.20	41.44	peak	No Limit
4	X	5210.000	108.47	1.17	109.64	68.20	41.44	AVG	No Limit
5		5350.573	58.95	1.21	60.16	74.00	-13.84	peak	
6		5350.573	47.56	1.21	48.77	54.00	-5.23	AVG	

REMARKS:
(1) Measurement Value = Reading Level + Correct Factor.
(2) Margin Level = Measurement Value - Limit Value.

Test Mode	IEEE 802.11ax (HE80)	Test Date	2023/8/7
Test Frequency	5290MHz	Polarization	Horizontal
Temp	28°C	Hum.	60%

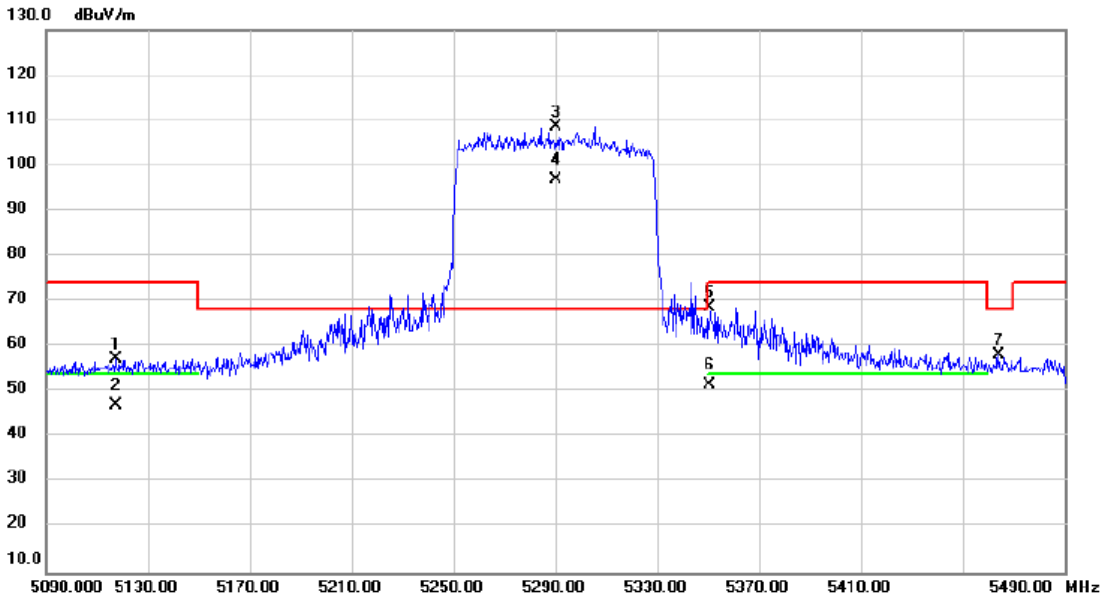

No.	Mk.	Freq.	Reading Level	Correct Factor	Measure-ment	Limit	Over		
		MHz	dBuV	dB	dBuV/m	dBuV/m	dB	Detector	Comment
1		5117.440	56.18	1.14	57.32	74.00	-16.68	peak	
2		5117.440	45.94	1.14	47.08	54.00	-6.92	AVG	
3	*	5290.000	107.23	1.19	108.42	68.20	40.22	peak	No Limit
4	X	5290.000	95.79	1.19	96.98	68.20	28.78	AVG	No Limit
5		5350.271	67.57	1.21	68.78	74.00	-5.22	peak	
6		5350.271	50.22	1.21	51.43	54.00	-2.57	AVG	
7		5464.187	56.88	1.24	58.12	68.20	-10.08	peak	

REMARKS:
(1) Measurement Value = Reading Level + Correct Factor.
(2) Margin Level = Measurement Value - Limit Value.

Test Mode	IEEE 802.11ax (HE80)	Test Date	2023/8/7
Test Frequency	5530MHz	Polarization	Horizontal
Temp	28°C	Hum.	60%

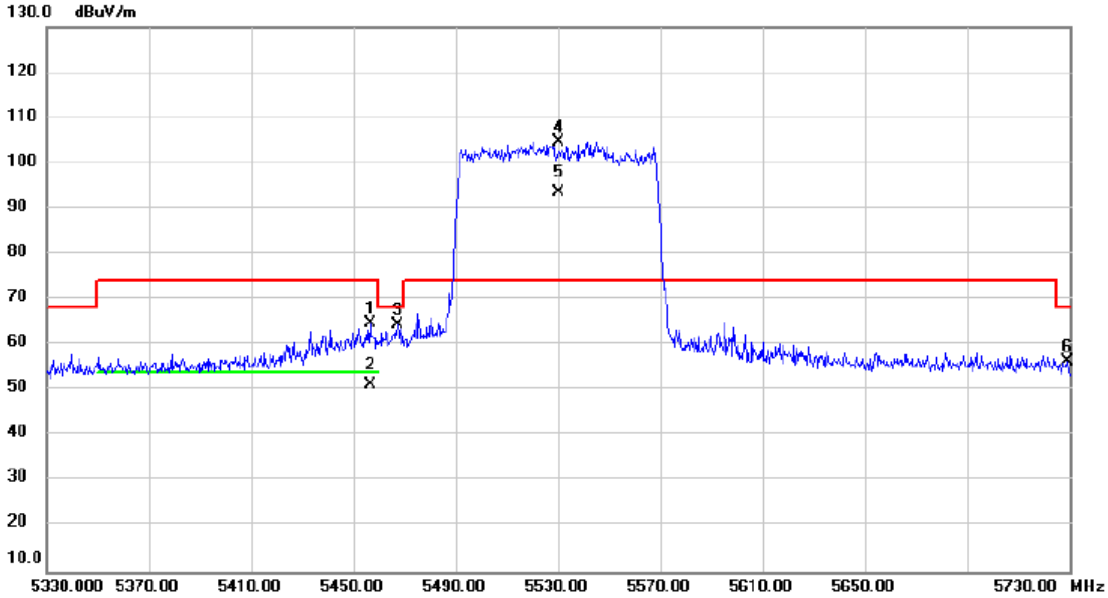

No.	Mk.	Freq.	Reading Level	Correct Factor	Measure-ment	Limit	Over		
		MHz	dBuV	dB	dBuV/m	dBuV/m	dB	Detector	Comment
1		5456.573	63.56	1.23	64.79	74.00	-9.21	peak	
2		5456.573	49.91	1.23	51.14	54.00	-2.86	AVG	
3		5467.213	63.27	1.24	64.51	68.20	-3.69	peak	
4	*	5530.000	103.32	1.32	104.64	74.00	30.64	peak	No Limit
5	X	5530.000	92.28	1.32	93.60	74.00	19.60	AVG	No Limit
6		5729.440	54.68	1.80	56.48	68.20	-11.72	peak	

REMARKS:
(1) Measurement Value = Reading Level + Correct Factor.
(2) Margin Level = Measurement Value - Limit Value.

Test Mode	IEEE 802.11ax (HE80)	Test Date	2023/8/7
Test Frequency	5610MHz	Polarization	Horizontal
Temp	28°C	Hum.	60%

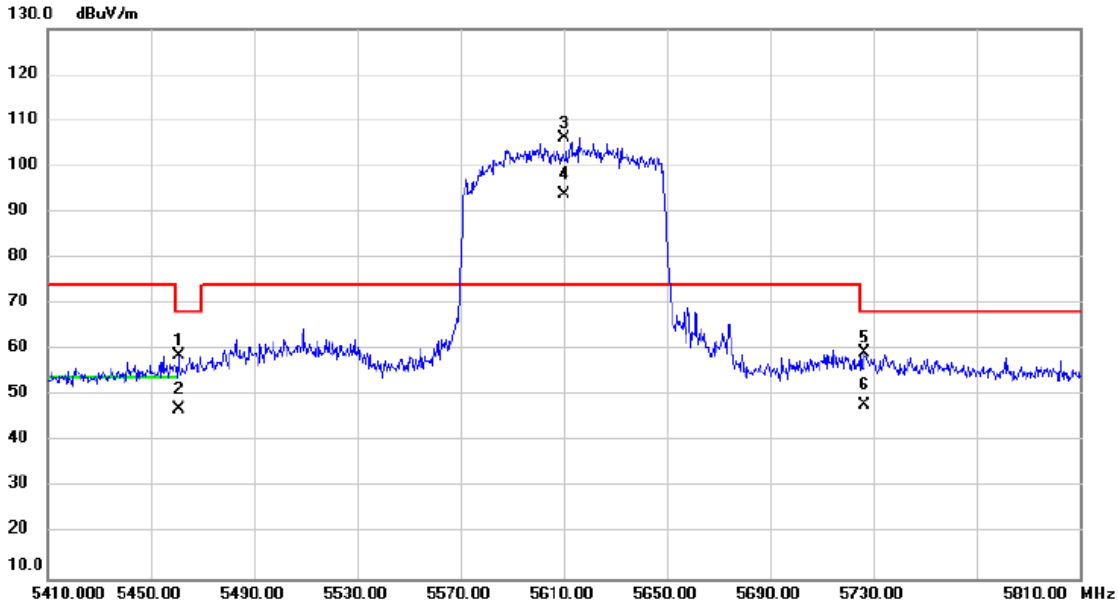

No.	Mk.	Freq.	Reading Level	Correct Factor	Measure-ment	Limit	Over		
		MHz	dBuV	dB	dBuV/m	dBuV/m	dB	Detector	Comment
1		5460.693	57.62	1.24	58.86	68.20	-9.34	peak	
2		5460.693	45.89	1.24	47.13	68.20	-21.07	AVG	
3	*	5610.000	104.60	1.51	106.11	74.00	32.11	peak	No Limit
4	X	5610.000	92.45	1.51	93.96	74.00	19.96	AVG	No Limit
5		5726.773	57.43	1.80	59.23	68.20	-8.97	peak	
6		5726.773	46.27	1.80	48.07	68.20	-20.13	AVG	

REMARKS:
(1) Measurement Value = Reading Level + Correct Factor.
(2) Margin Level = Measurement Value - Limit Value.

Test Mode	IEEE 802.11ax (HE80)	Test Date	2023/7/26
Test Frequency	5775MHz	Polarization	Horizontal
Temp	27°C	Hum.	56%

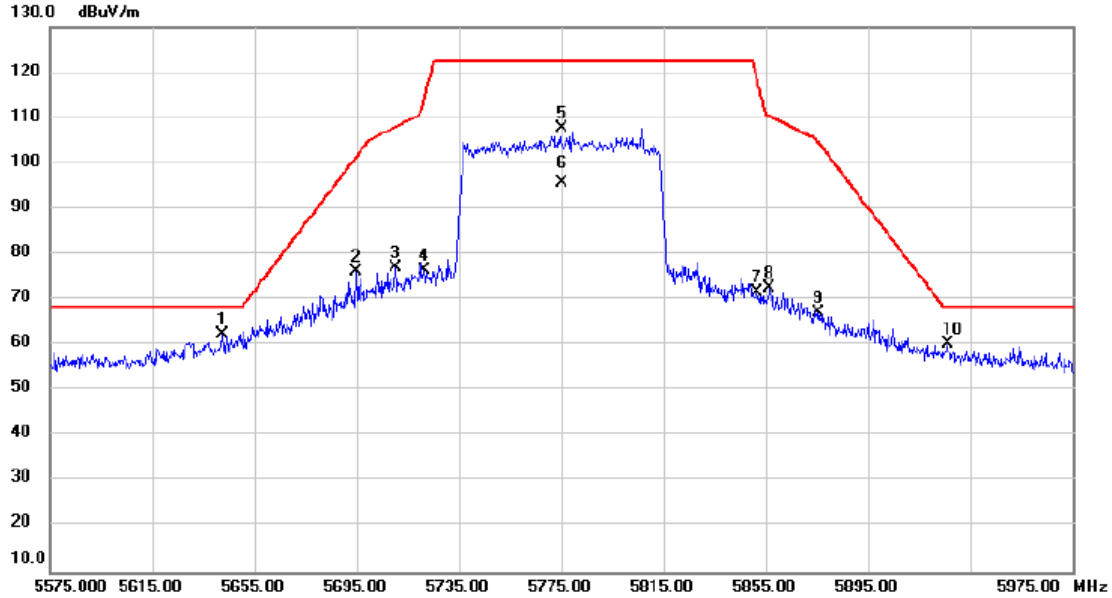

No.	Mk.	Freq.	Reading Level	Correct Factor	Measure-ment	Limit	Over		
		MHz	dBuV	dB	dBuV/m	dBuV/m	dB	Detector	Comment
1	*	5642.587	60.71	1.60	62.31	68.20	-5.89	peak	
2		5694.600	74.40	1.72	76.12	101.22	-25.10	peak	
3		5710.093	75.24	1.76	77.00	108.03	-31.03	peak	
4		5721.320	74.60	1.79	76.39	113.81	-37.42	peak	
5		5775.000	105.61	1.91	107.52	122.20	-14.68	peak	No Limit
6		5775.000	93.73	1.91	95.64	122.20	-26.56	AVG	No Limit
7		5851.560	69.65	2.10	71.75	118.64	-46.89	peak	
8		5856.240	70.57	2.11	72.68	110.45	-37.77	peak	
9		5875.307	65.04	2.16	67.20	104.97	-37.77	peak	
10		5926.093	58.05	2.28	60.33	68.20	-7.87	peak	

REMARKS:
(1) Measurement Value = Reading Level + Correct Factor.
(2) Margin Level = Measurement Value - Limit Value.

Test Mode	IEEE 802.11a	Test Date	2023/7/27
Test Frequency	5180MHz	Polarization	Vertical
Temp	26°C	Hum.	59%

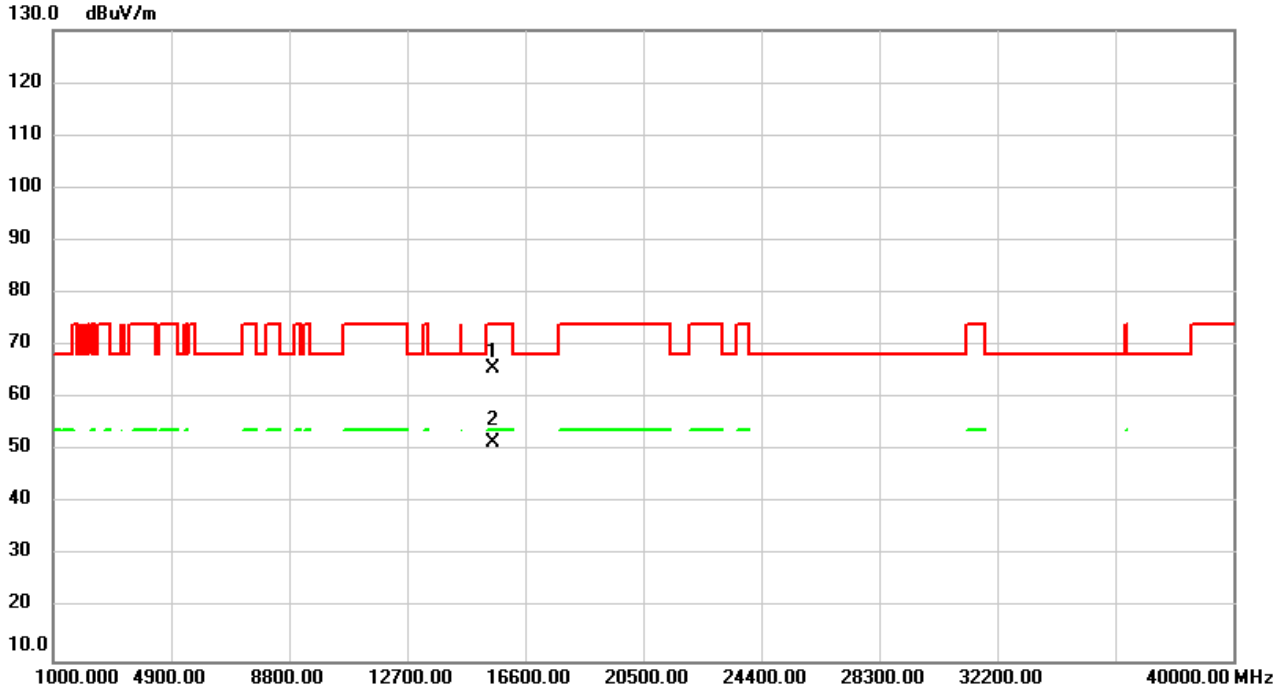

No.	Mk.	Freq.	Reading Level	Correct Factor	Measure-ment	Limit	Over		
		MHz	dBuV	dB	dBuV/m	dBuV/m	dB	Detector	Comment
1		15540.00	58.50	7.12	65.62	74.00	-8.38	peak	
2	*	15540.00	44.53	7.12	51.65	54.00	-2.35	AVG	

REMARKS:
(1) Measurement Value = Reading Level + Correct Factor.
(2) Margin Level = Measurement Value - Limit Value.

Test Mode	IEEE 802.11a	Test Date	2023/7/27
Test Frequency	5180MHz	Polarization	Horizontal
Temp	26°C	Hum.	59%

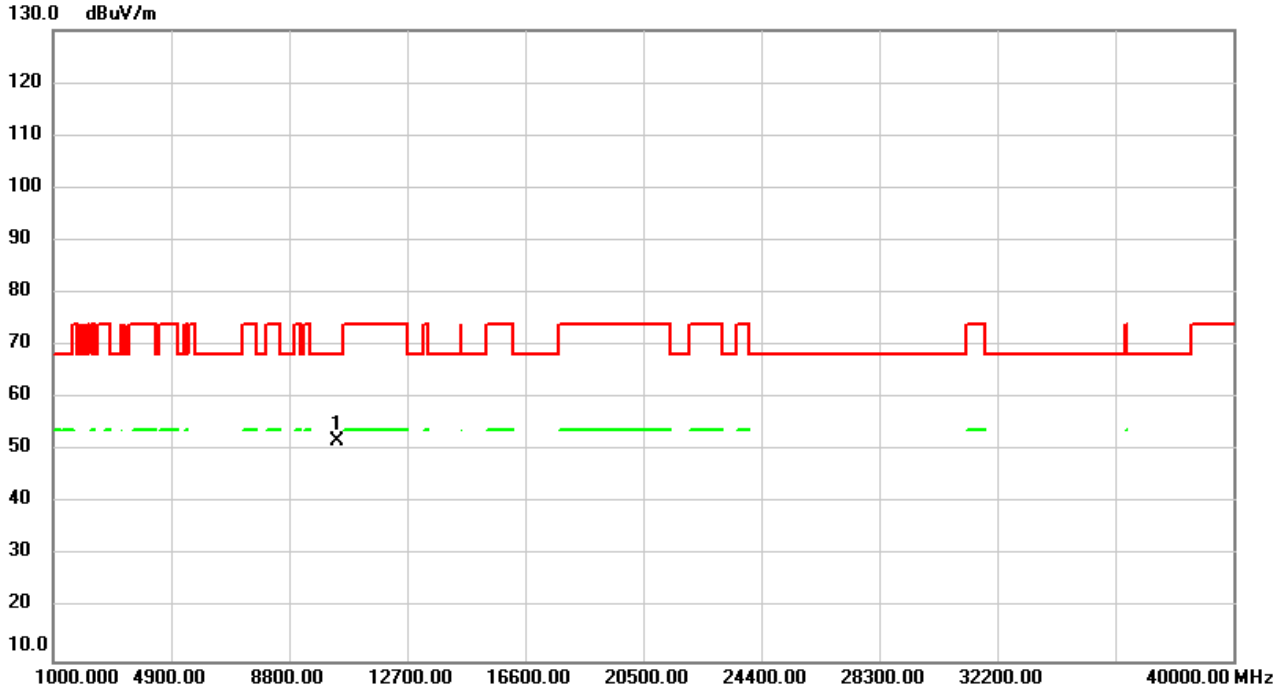

No.	Mk.	Freq.	Reading Level	Correct Factor	Measure-ment	Limit	Over		
		MHz	dBuV	dB	dBuV/m	dBuV/m	dB	Detector	Comment
1	*	10360.00	46.31	5.53	51.84	68.20	-16.36	peak	

REMARKS:
(1) Measurement Value = Reading Level + Correct Factor.
(2) Margin Level = Measurement Value - Limit Value.

Test Mode	IEEE 802.11a	Test Date	2023/7/27
Test Frequency	5200MHz	Polarization	Vertical
Temp	26°C	Hum.	59%

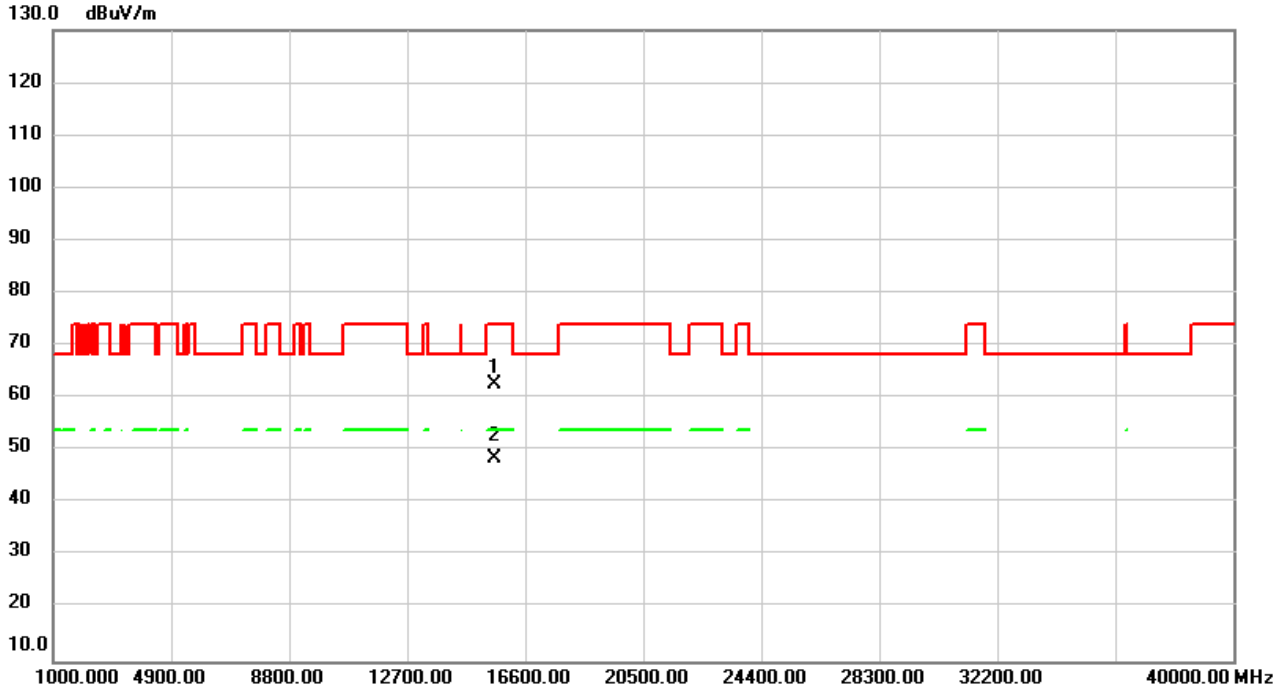

No.	Mk.	Freq.	Reading Level	Correct Factor	Measure-ment	Limit	Over		
		MHz	dBuV	dB	dBuV/m	dBuV/m	dB	Detector	Comment
1		15600.00	55.43	7.13	62.56	74.00	-11.44	peak	
2	*	15600.00	41.45	7.13	48.58	54.00	-5.42	AVG	

REMARKS:
(1) Measurement Value = Reading Level + Correct Factor.
(2) Margin Level = Measurement Value - Limit Value.

Test Mode	IEEE 802.11a	Test Date	2023/7/27
Test Frequency	5200MHz	Polarization	Horizontal
Temp	26°C	Hum.	59%

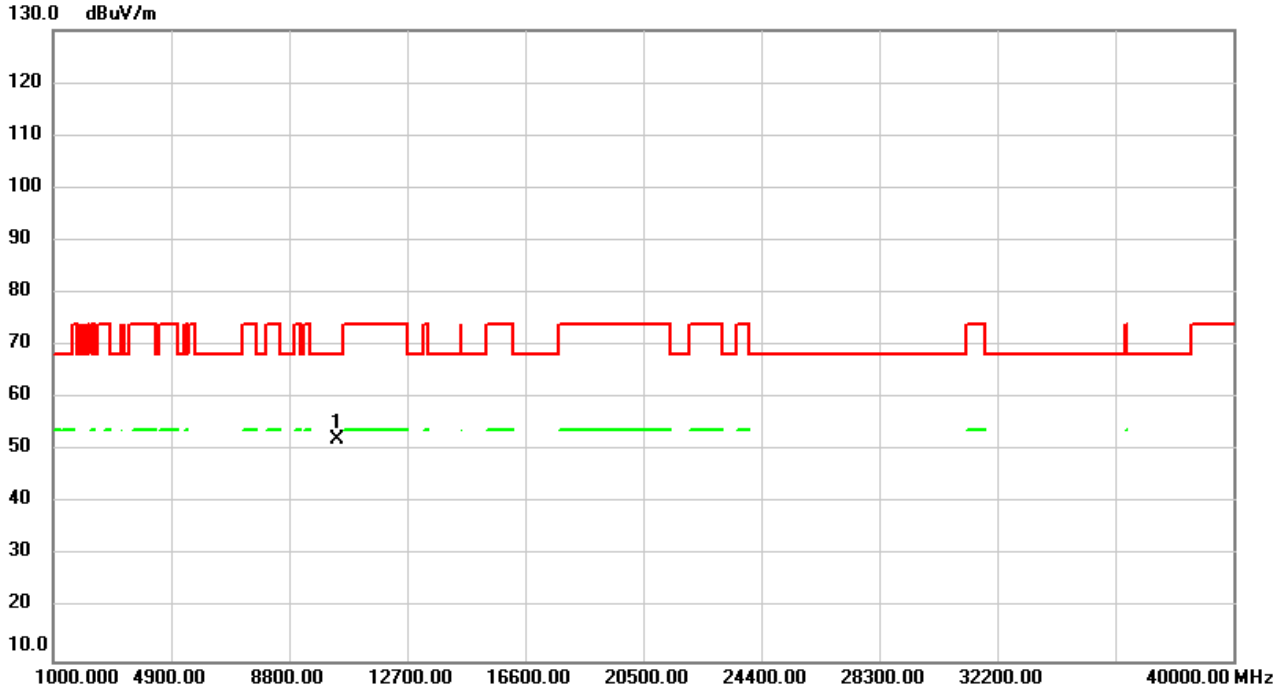

No.	Mk.	Freq.	Reading Level	Correct Factor	Measure-ment	Limit	Over		
		MHz	dBuV	dB	dBuV/m	dBuV/m	dB	Detector	Comment
1	*	10400.00	46.78	5.45	52.23	68.20	-15.97	peak	

REMARKS:
(1) Measurement Value = Reading Level + Correct Factor.
(2) Margin Level = Measurement Value - Limit Value.

Test Mode	IEEE 802.11a	Test Date	2023/7/27
Test Frequency	5240MHz	Polarization	Vertical
Temp	26°C	Hum.	59%

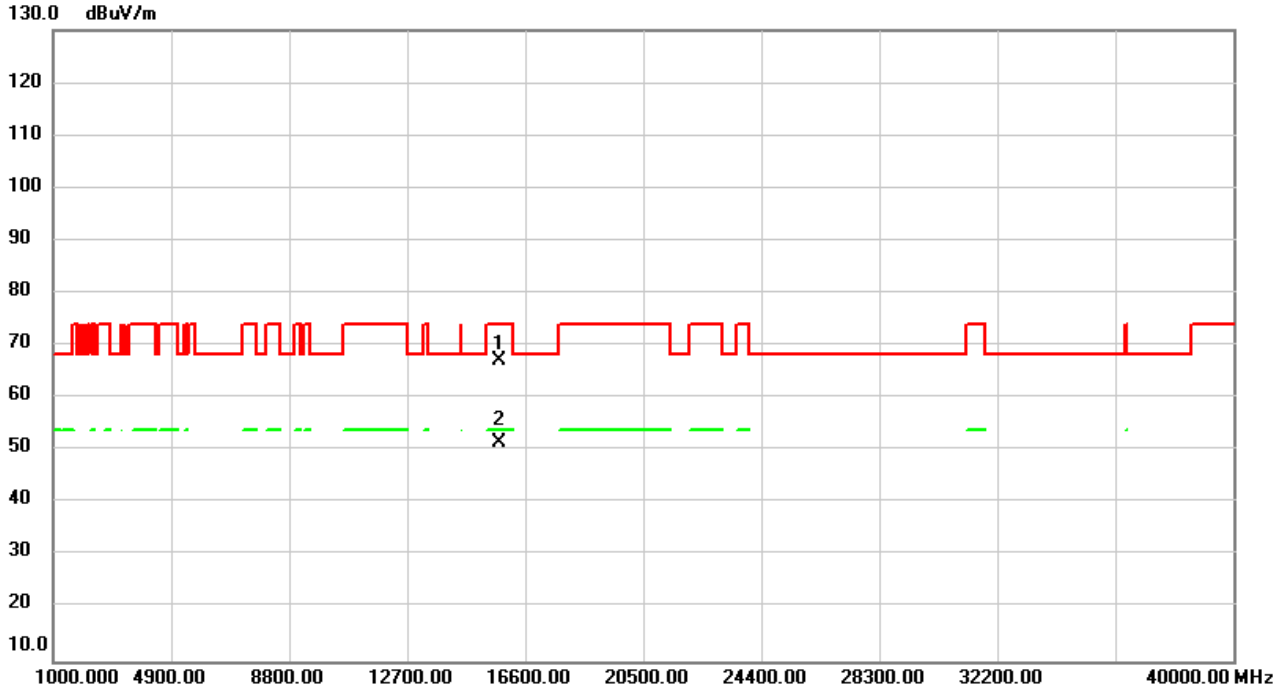

No.	Mk.	Freq.	Reading Level	Correct Factor	Measure-ment	Limit	Over		
		MHz	dBuV	dB	dBuV/m	dBuV/m	dB	Detector	Comment
1		15720.00	60.04	7.15	67.19	74.00	-6.81	peak	
2	*	15720.00	44.47	7.15	51.62	54.00	-2.38	AVG	

REMARKS:
(1) Measurement Value = Reading Level + Correct Factor.
(2) Margin Level = Measurement Value - Limit Value.

Test Mode	IEEE 802.11a	Test Date	2023/7/27
Test Frequency	5240MHz	Polarization	Horizontal
Temp	26°C	Hum.	59%

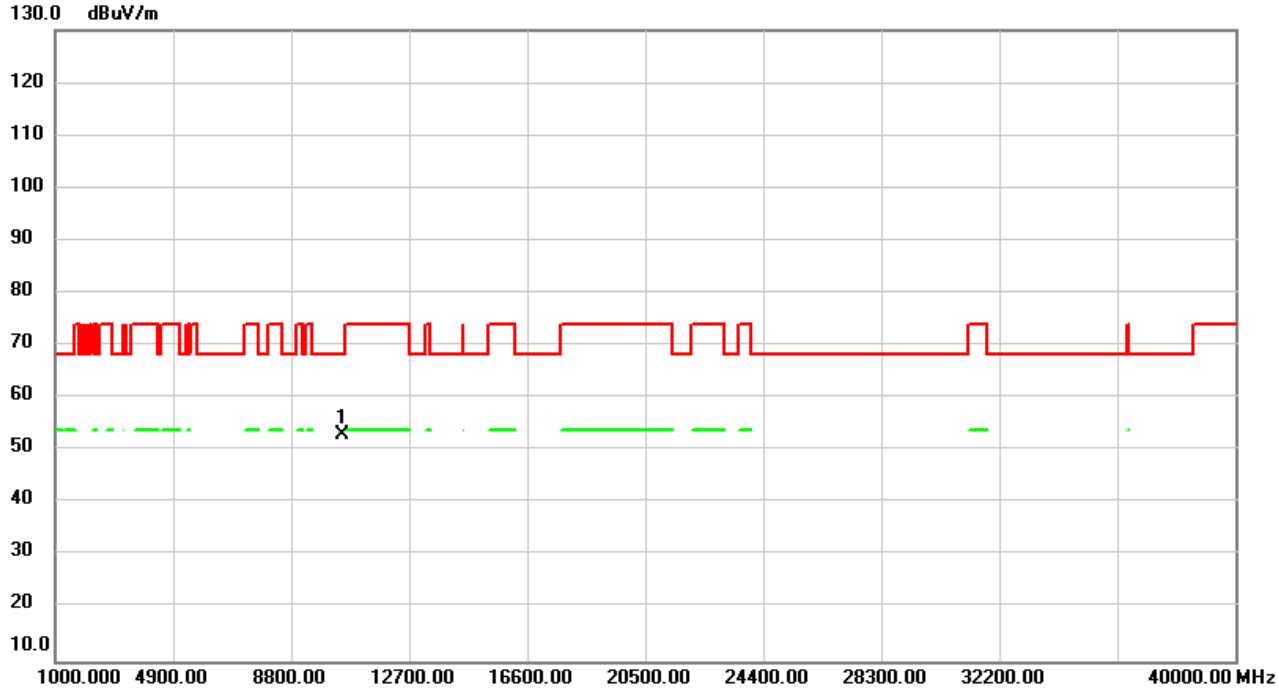

No.	Mk.	Freq.	Reading Level	Correct Factor	Measure-ment	Limit	Over		
		MHz	dBuV	dB	dBuV/m	dBuV/m	dB	Detector	Comment
1	*	10480.00	47.79	5.31	53.10	68.20	-15.10	peak	

REMARKS:
(1) Measurement Value = Reading Level + Correct Factor.
(2) Margin Level = Measurement Value - Limit Value.

Test Mode	IEEE 802.11a	Test Date	2023/7/27
Test Frequency	5260MHz	Polarization	Vertical
Temp	26°C	Hum.	59%

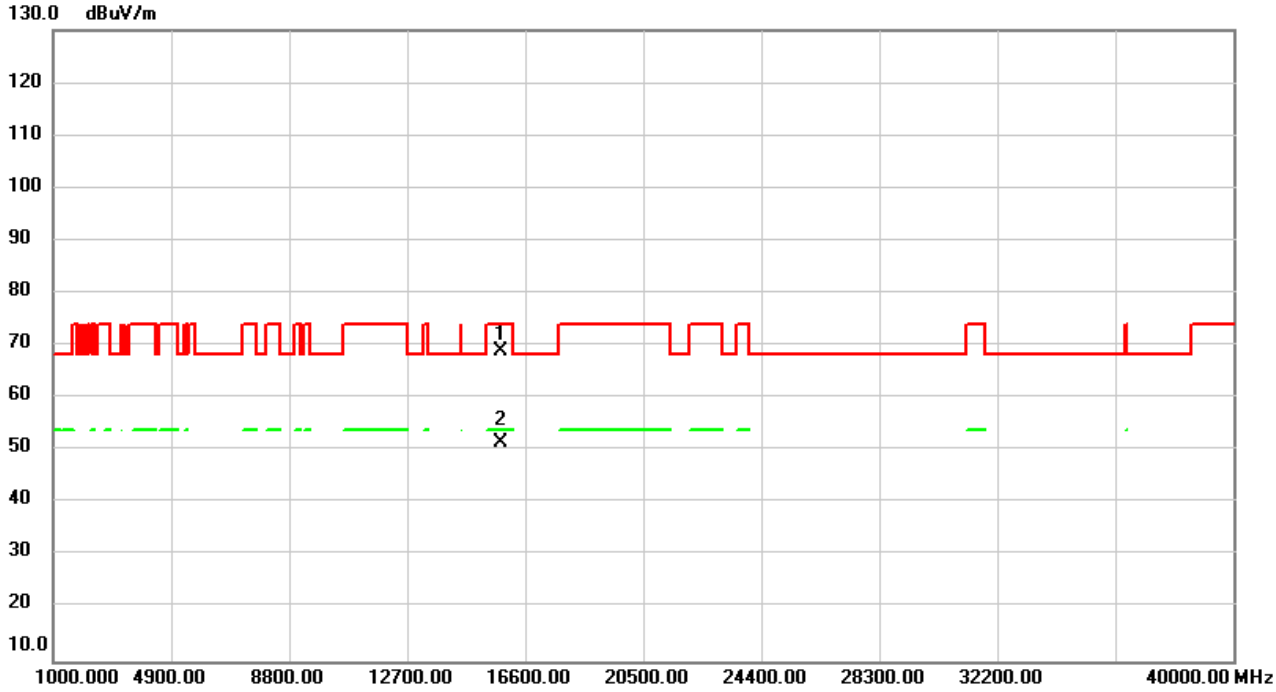

No.	Mk.	Freq.	Reading Level	Correct Factor	Measure-ment	Limit	Over		
		MHz	dBuV	dB	dBuV/m	dBuV/m	dB	Detector	Comment
1		15780.00	61.83	7.17	69.00	74.00	-5.00	peak	
2	*	15780.00	44.39	7.17	51.56	54.00	-2.44	AVG	

REMARKS:
(1) Measurement Value = Reading Level + Correct Factor.
(2) Margin Level = Measurement Value - Limit Value.

Test Mode	IEEE 802.11a	Test Date	2023/7/27
Test Frequency	5260MHz	Polarization	Horizontal
Temp	26°C	Hum.	59%

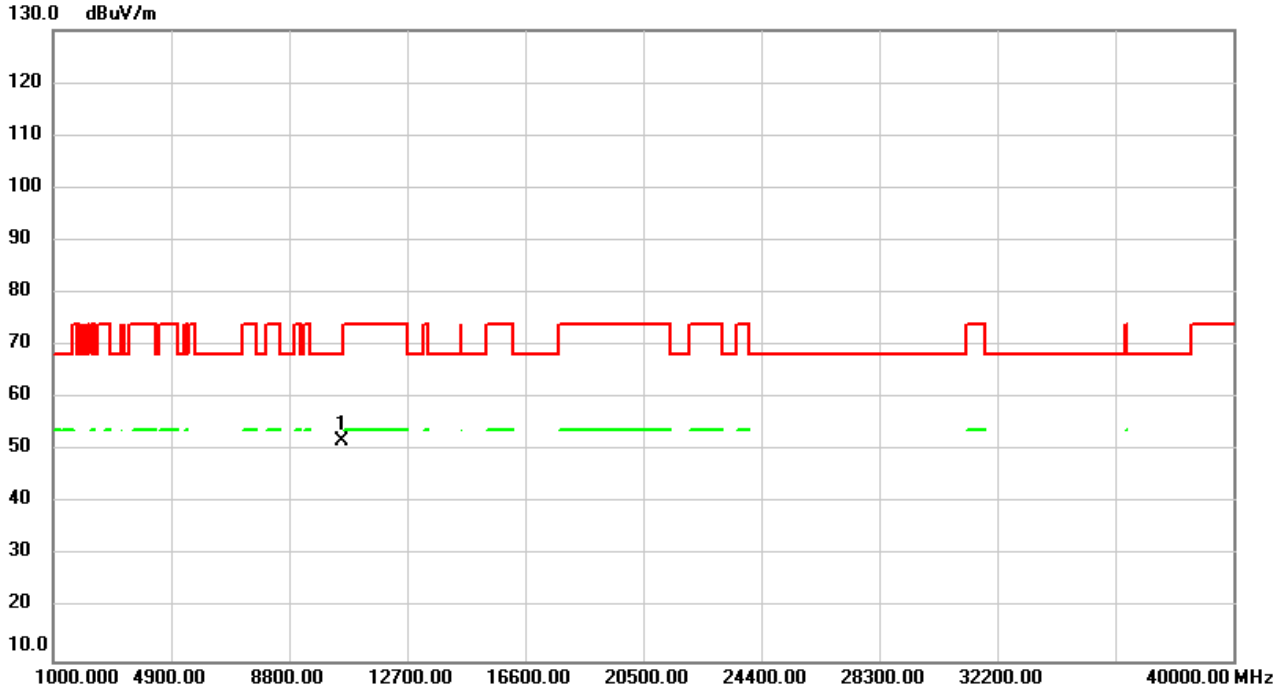

No.	Mk.	Freq.	Reading Level	Correct Factor	Measure-ment	Limit	Over		
		MHz	dBuV	dB	dBuV/m	dBuV/m	dB	Detector	Comment
1	*	10520.00	46.47	5.32	51.79	68.20	-16.41	peak	

REMARKS:
(1) Measurement Value = Reading Level + Correct Factor.
(2) Margin Level = Measurement Value - Limit Value.

Test Mode	IEEE 802.11a	Test Date	2023/7/27
Test Frequency	5300MHz	Polarization	Vertical
Temp	26°C	Hum.	59%

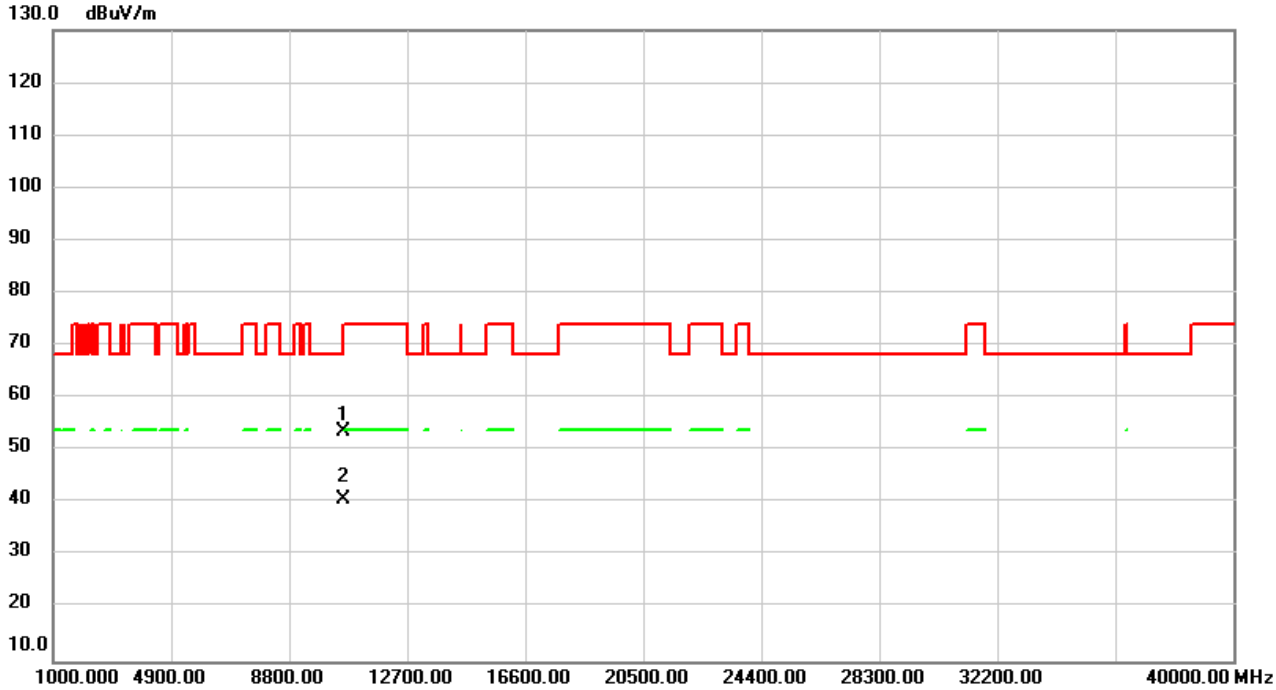

No.	Mk.	Freq.	Reading Level	Correct Factor	Measure-ment	Limit	Over		
		MHz	dBuV	dB	dBuV/m	dBuV/m	dB	Detector	Comment
1		10600.00	48.19	5.51	53.70	68.20	-14.50	peak	
2	*	10600.00	35.10	5.51	40.61	54.00	-13.39	AVG	

REMARKS:
(1) Measurement Value = Reading Level + Correct Factor.
(2) Margin Level = Measurement Value - Limit Value.

Test Mode	IEEE 802.11a	Test Date	2023/7/27
Test Frequency	5300MHz	Polarization	Horizontal
Temp	26°C	Hum.	59%

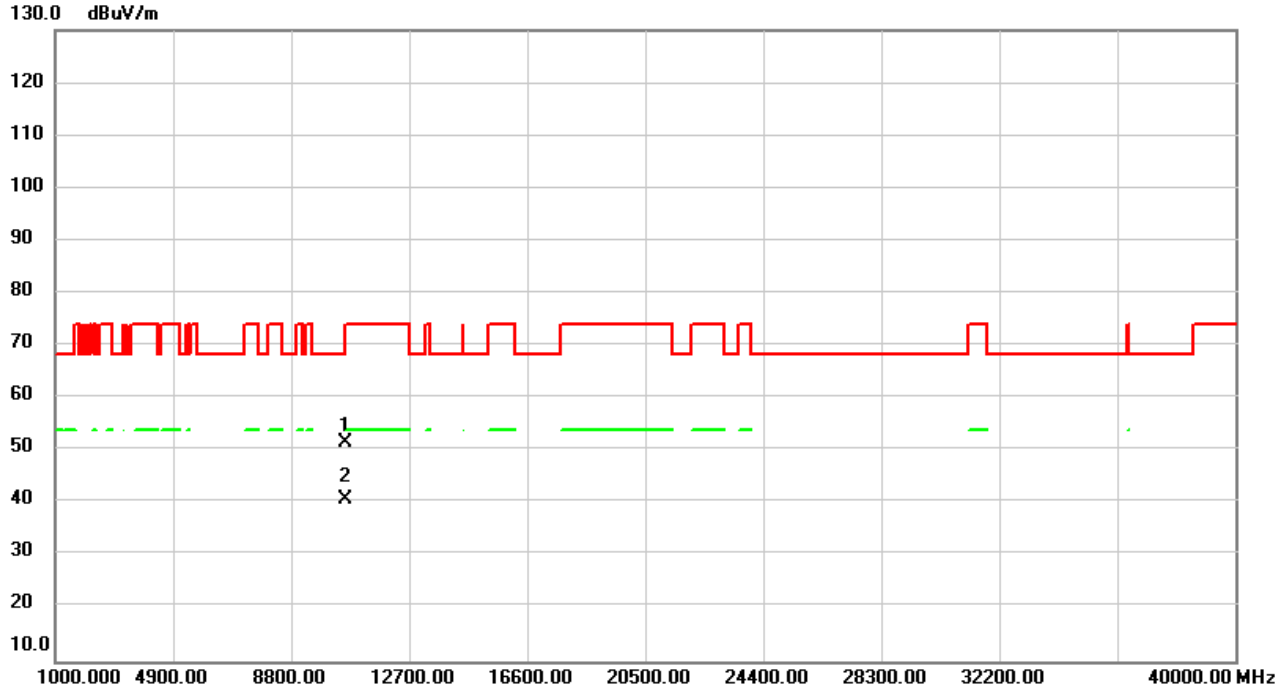

No.	Mk.	Freq.	Reading Level	Correct Factor	Measure-ment	Limit	Over		
		MHz	dBuV	dB	dBuV/m	dBuV/m	dB	Detector	Comment
1		10600.00	46.05	5.51	51.56	68.20	-16.64	peak	
2	*	10600.00	35.11	5.51	40.62	54.00	-13.38	AVG	

REMARKS:
(1) Measurement Value = Reading Level + Correct Factor.
(2) Margin Level = Measurement Value - Limit Value.

Test Mode	IEEE 802.11a	Test Date	2023/7/27
Test Frequency	5320MHz	Polarization	Vertical
Temp	26°C	Hum.	59%

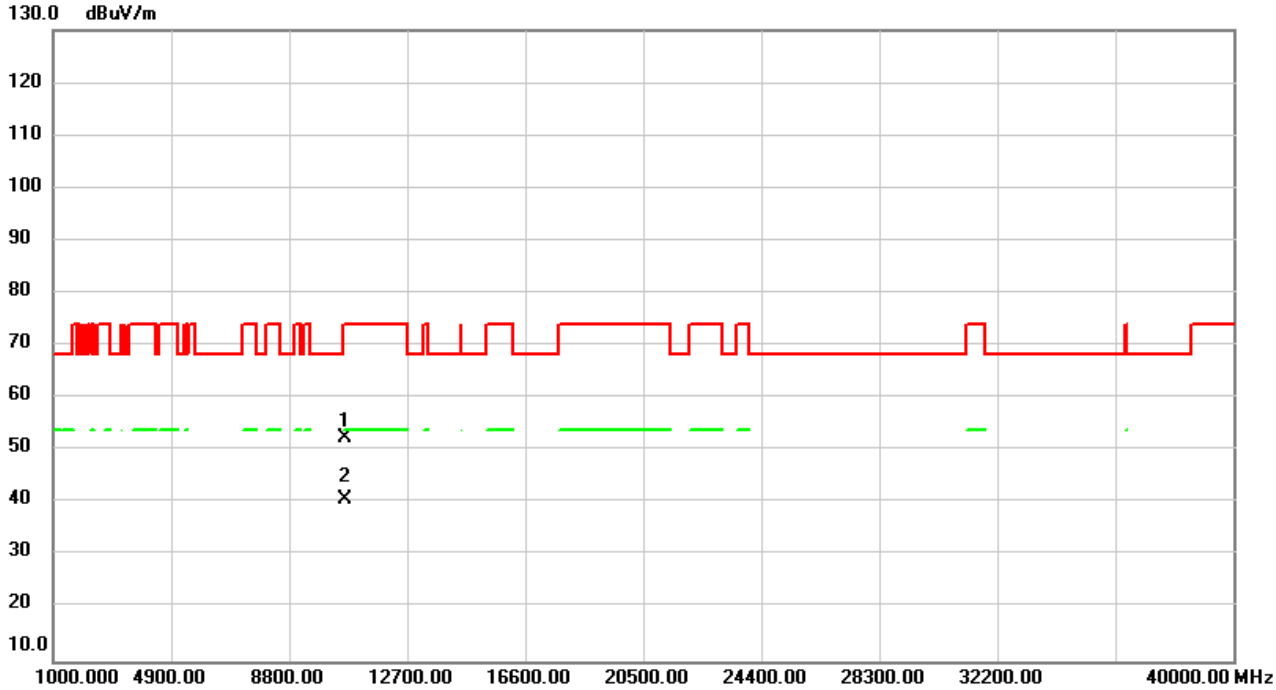

No.	Mk.	Freq.	Reading Level	Correct Factor	Measure-ment	Limit	Over		
		MHz	dBuV	dB	dBuV/m	dBuV/m	dB	Detector	Comment
1		10640.00	46.80	5.61	52.41	74.00	-21.59	peak	
2	*	10640.00	35.05	5.61	40.66	54.00	-13.34	AVG	

REMARKS:
(1) Measurement Value = Reading Level + Correct Factor.
(2) Margin Level = Measurement Value - Limit Value.

Test Mode	IEEE 802.11a	Test Date	2023/7/27
Test Frequency	5320MHz	Polarization	Horizontal
Temp	26°C	Hum.	59%

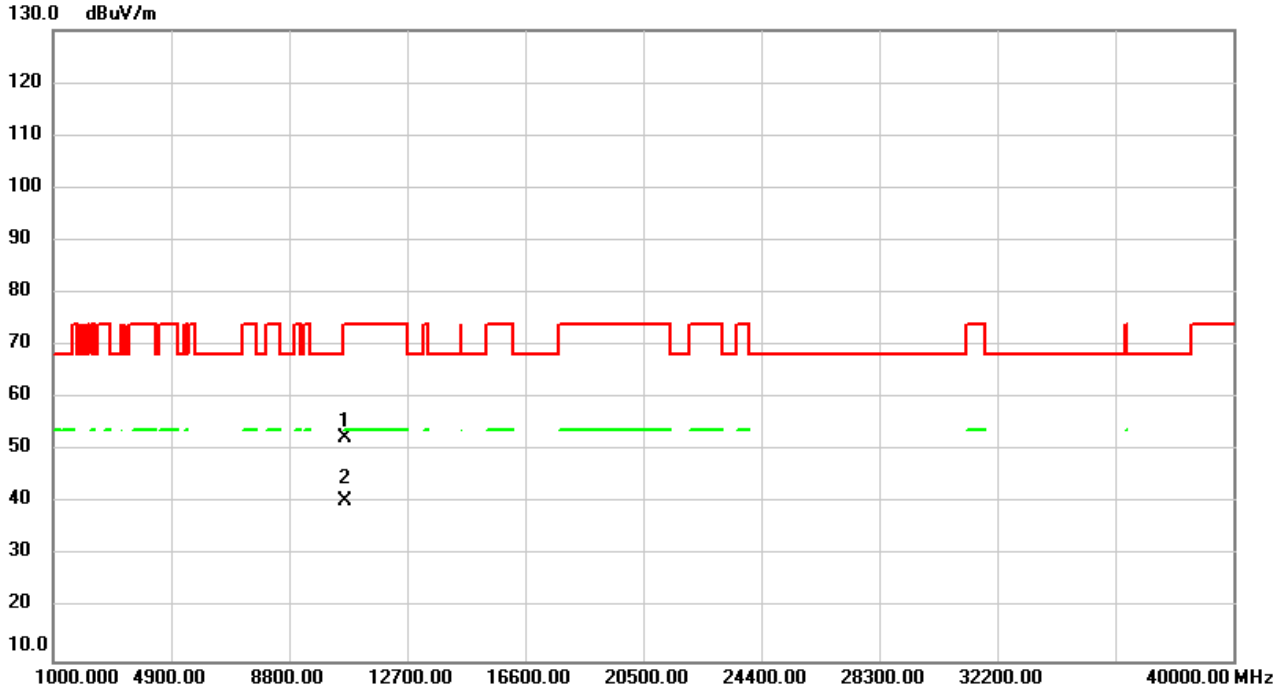

No.	Mk.	Freq.	Reading Level	Correct Factor	Measure-ment	Limit	Over		
		MHz	dBuV	dB	dBuV/m	dBuV/m	dB	Detector	Comment
1		10640.00	46.84	5.61	52.45	74.00	-21.55	peak	
2	*	10640.00	34.96	5.61	40.57	54.00	-13.43	AVG	

REMARKS:
(1) Measurement Value = Reading Level + Correct Factor.
(2) Margin Level = Measurement Value - Limit Value.

Test Mode	IEEE 802.11a	Test Date	2023/7/27
Test Frequency	5500MHz	Polarization	Vertical
Temp	26°C	Hum.	59%

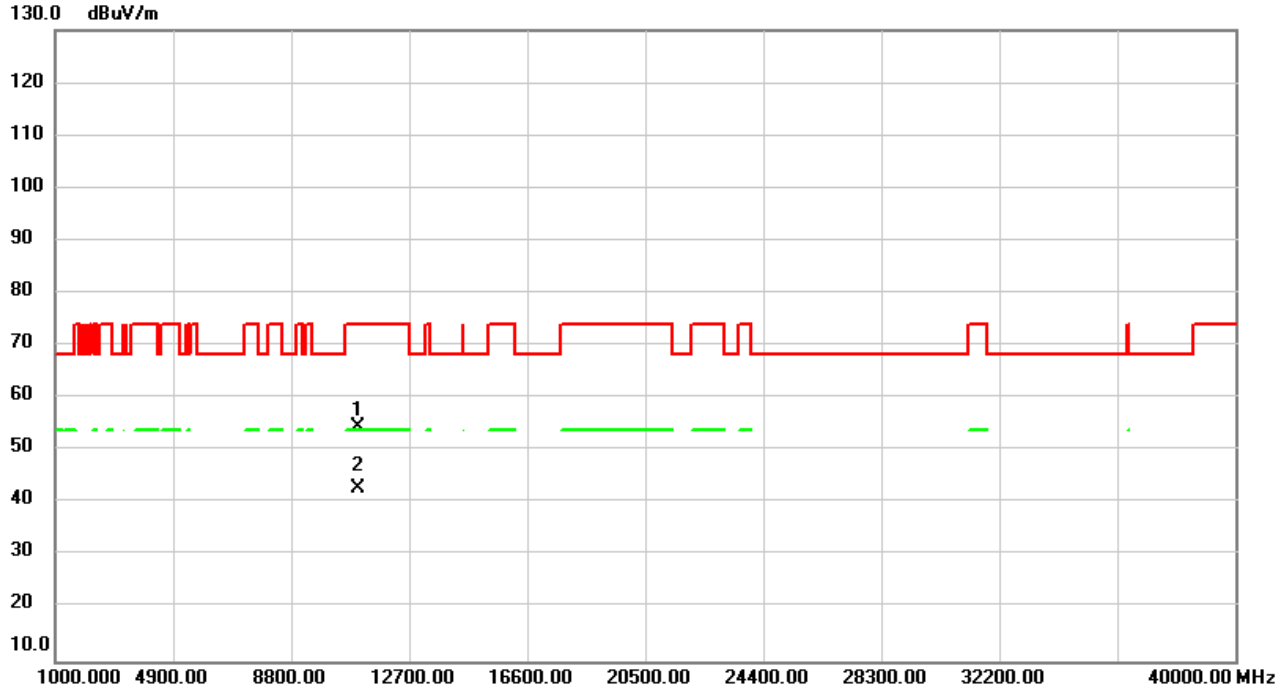

No.	Mk.	Freq.	Reading Level	Correct Factor	Measure-ment	Limit	Over		
		MHz	dBuV	dB	dBuV/m	dBuV/m	dB	Detector	Comment
1		11000.00	47.97	6.44	54.41	74.00	-19.59	peak	
2	*	11000.00	36.42	6.44	42.86	54.00	-11.14	AVG	

REMARKS:
(1) Measurement Value = Reading Level + Correct Factor.
(2) Margin Level = Measurement Value - Limit Value.

Test Mode	IEEE 802.11a	Test Date	2023/7/27
Test Frequency	5500MHz	Polarization	Horizontal
Temp	26°C	Hum.	59%

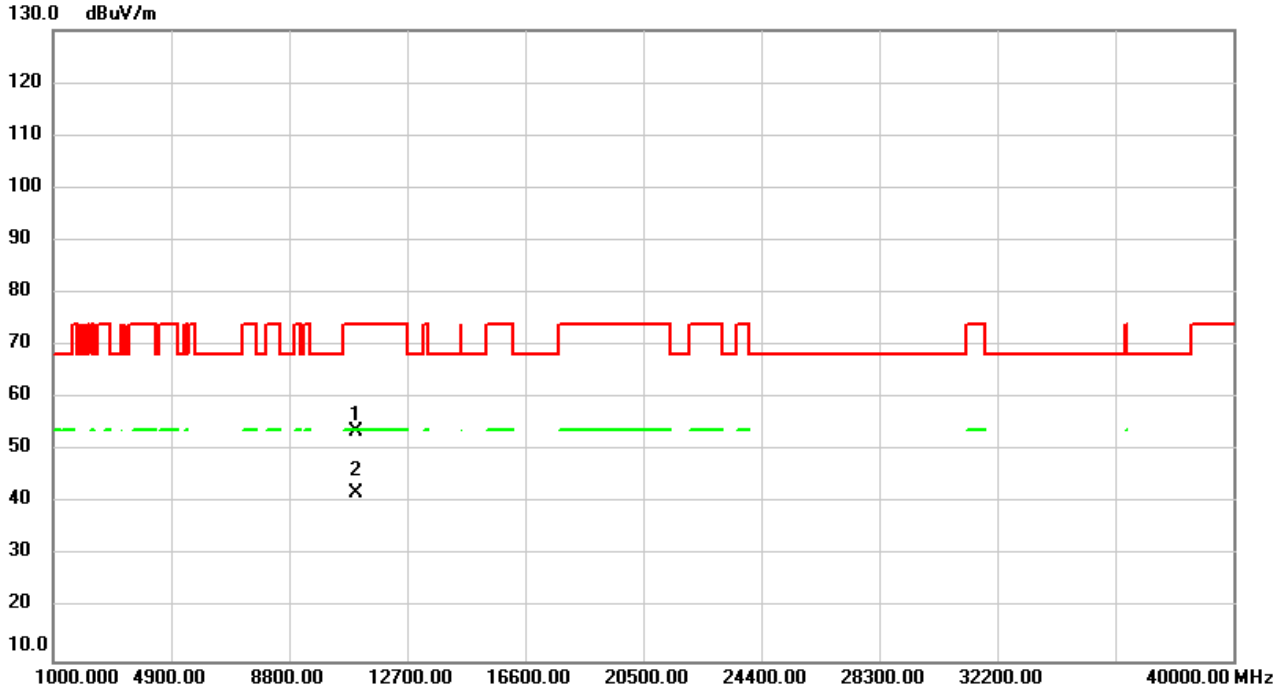

No.	Mk.	Freq.	Reading Level	Correct Factor	Measure-ment	Limit	Over		
		MHz	dBuV	dB	dBuV/m	dBuV/m	dB	Detector	Comment
1		11000.00	47.08	6.44	53.52	74.00	-20.48	peak	
2	*	11000.00	35.54	6.44	41.98	54.00	-12.02	AVG	

REMARKS:
(1) Measurement Value = Reading Level + Correct Factor.
(2) Margin Level = Measurement Value - Limit Value.

Test Mode	IEEE 802.11a	Test Date	2023/7/27
Test Frequency	5580MHz	Polarization	Vertical
Temp	26°C	Hum.	59%

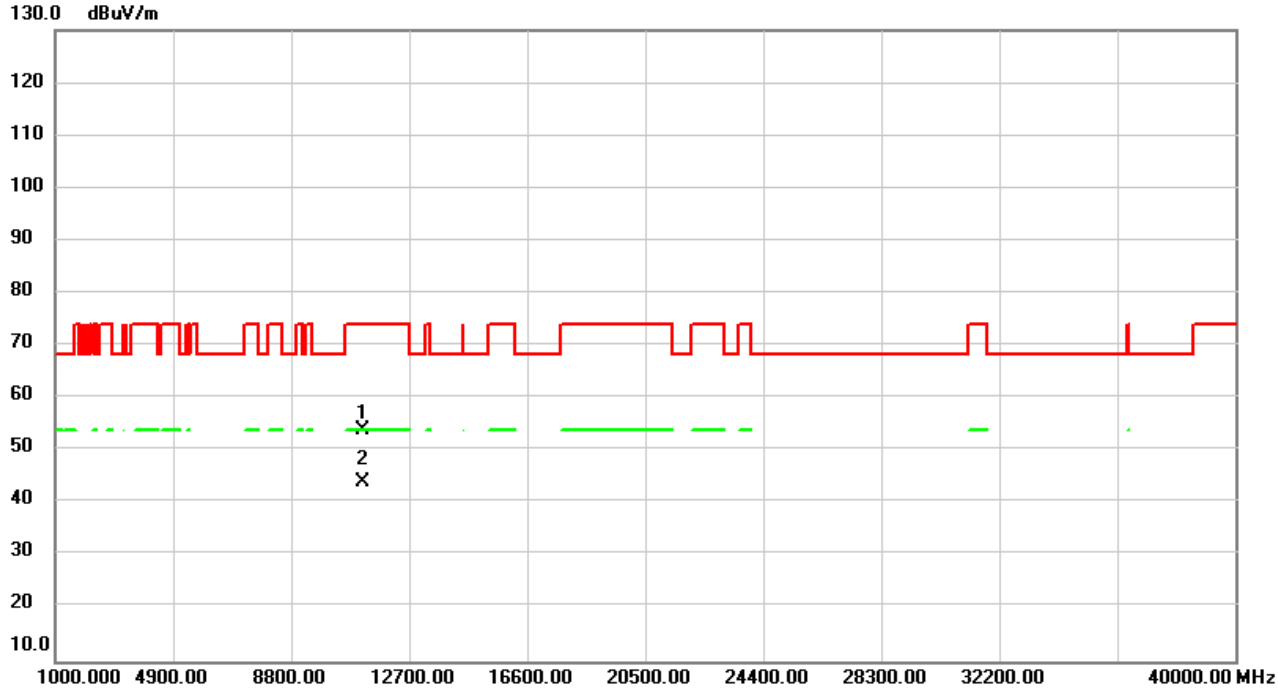

No.	Mk.	Freq.	Reading Level	Correct Factor	Measure-ment	Limit	Over		
		MHz	dBuV	dB	dBuV/m	dBuV/m	dB	Detector	Comment
1		11160.00	47.50	6.54	54.04	74.00	-19.96	peak	
2	*	11160.00	37.37	6.54	43.91	54.00	-10.09	AVG	

REMARKS:
(1) Measurement Value = Reading Level + Correct Factor.
(2) Margin Level = Measurement Value - Limit Value.

Test Mode	IEEE 802.11a	Test Date	2023/7/27
Test Frequency	5580MHz	Polarization	Horizontal
Temp	26°C	Hum.	59%

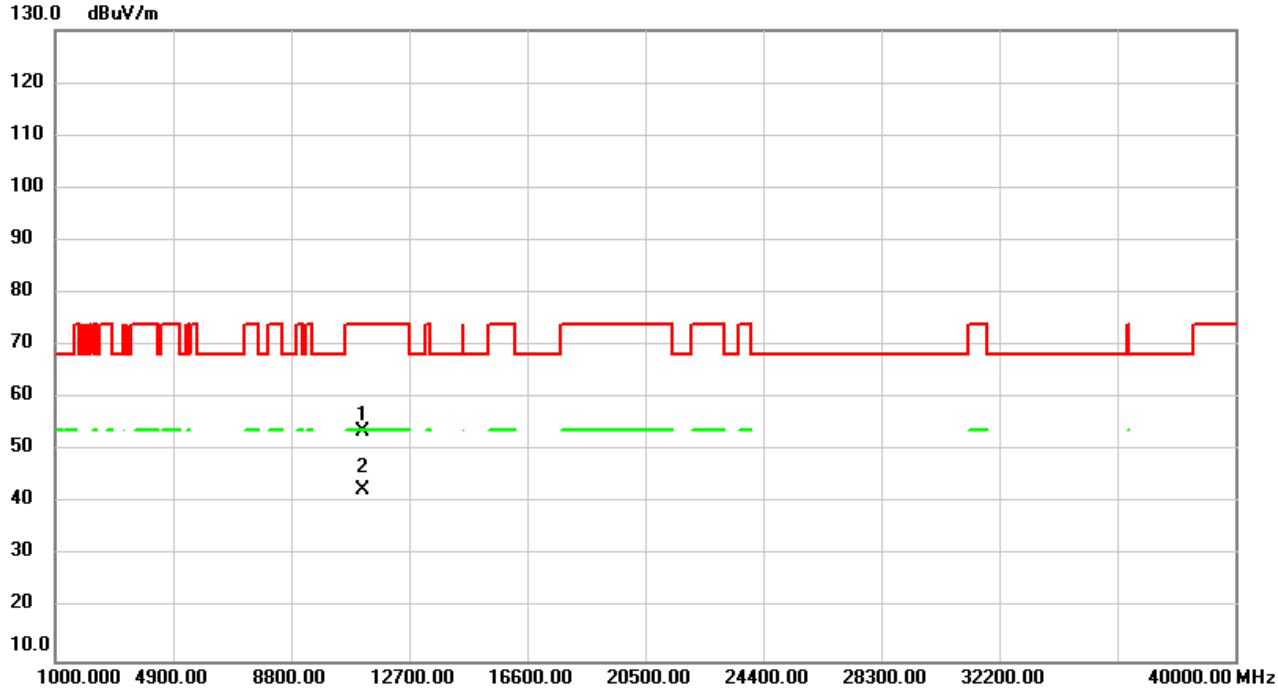

No.	Mk.	Freq.	Reading Level	Correct Factor	Measure-ment	Limit	Over		
		MHz	dBuV	dB	dBuV/m	dBuV/m	dB	Detector	Comment
1		11160.00	47.05	6.54	53.59	74.00	-20.41	peak	
2	*	11160.00	35.98	6.54	42.52	54.00	-11.48	AVG	

REMARKS:
(1) Measurement Value = Reading Level + Correct Factor.
(2) Margin Level = Measurement Value - Limit Value.

Test Mode	IEEE 802.11a	Test Date	2023/7/27
Test Frequency	5700MHz	Polarization	Vertical
Temp	26°C	Hum.	59%

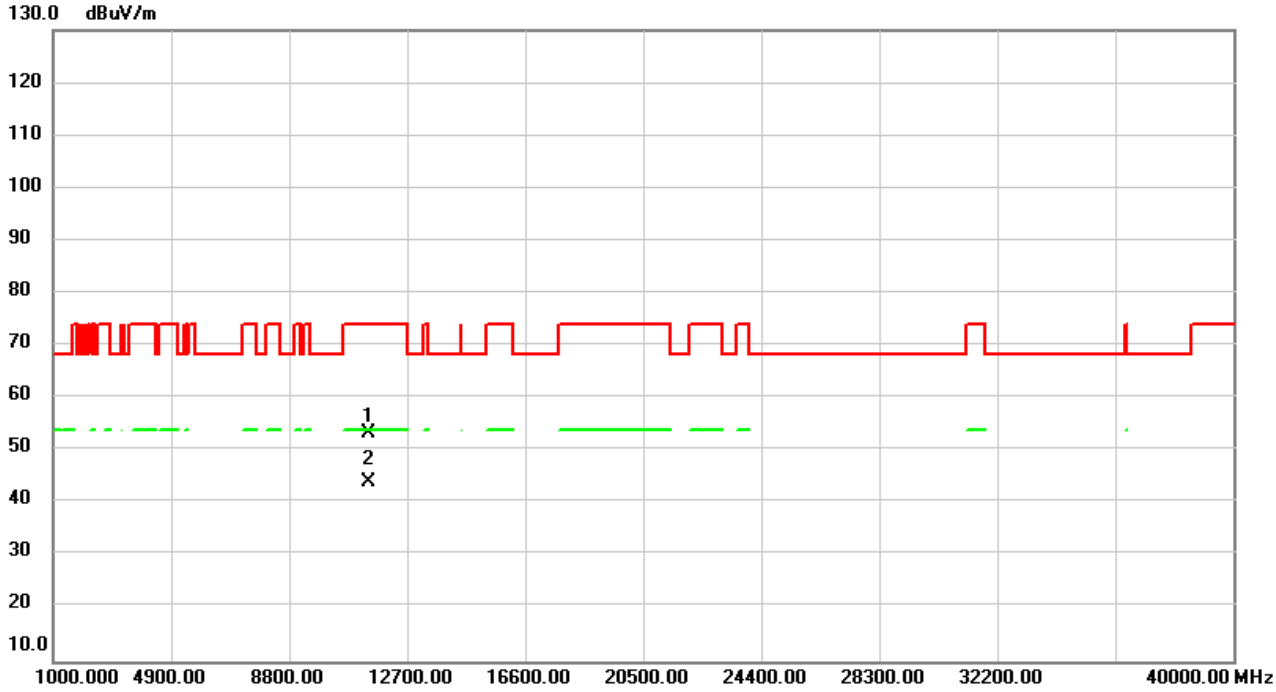

No.	Mk.	Freq.	Reading Level	Correct Factor	Measure-ment	Limit	Over		
		MHz	dBuV	dB	dBuV/m	dBuV/m	dB	Detector	Comment
1		11400.00	46.82	6.68	53.50	74.00	-20.50	peak	
2	*	11400.00	37.45	6.68	44.13	54.00	-9.87	AVG	

REMARKS:
(1) Measurement Value = Reading Level + Correct Factor.
(2) Margin Level = Measurement Value - Limit Value.

Test Mode	IEEE 802.11a	Test Date	2023/7/27
Test Frequency	5700MHz	Polarization	Horizontal
Temp	26°C	Hum.	59%

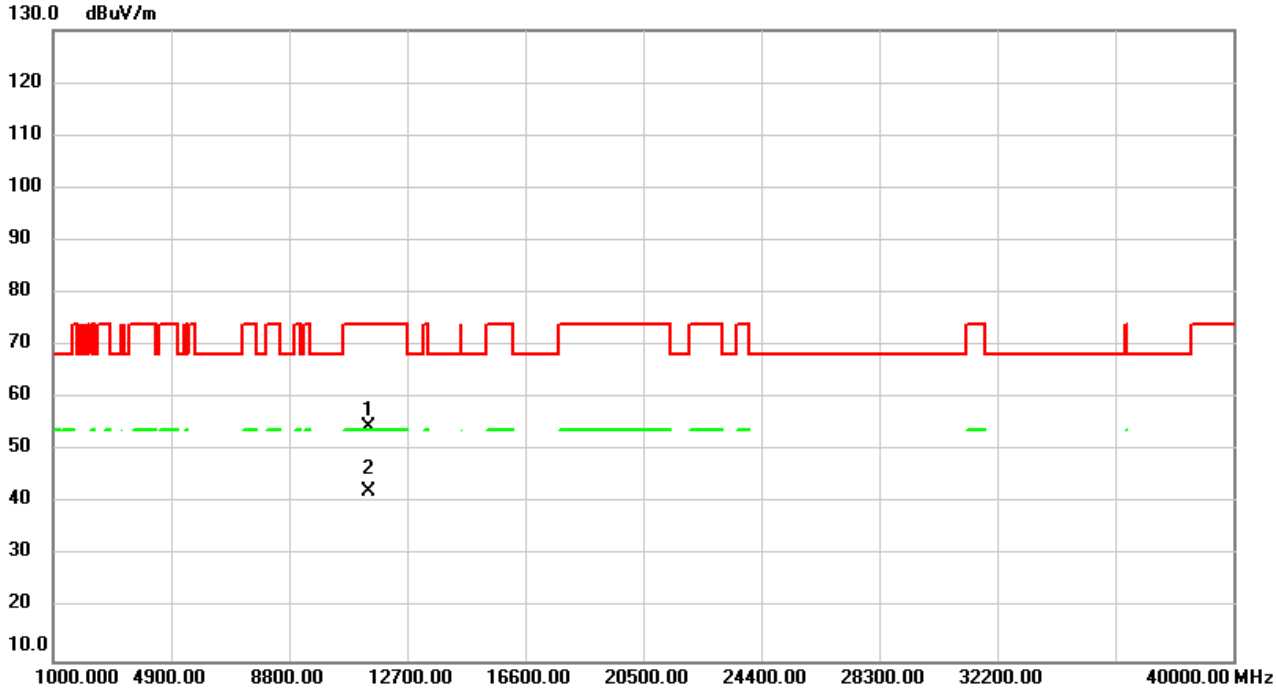

No.	Mk.	Freq.	Reading Level	Correct Factor	Measure-ment	Limit	Over		
		MHz	dBuV	dB	dBuV/m	dBuV/m	dB	Detector	Comment
1		11400.00	47.82	6.68	54.50	74.00	-19.50	peak	
2	*	11400.00	35.62	6.68	42.30	54.00	-11.70	AVG	

REMARKS:
(1) Measurement Value = Reading Level + Correct Factor.
(2) Margin Level = Measurement Value - Limit Value.

Test Mode	IEEE 802.11a	Test Date	2023/7/27
Test Frequency	5745MHz	Polarization	Vertical
Temp	26°C	Hum.	59%

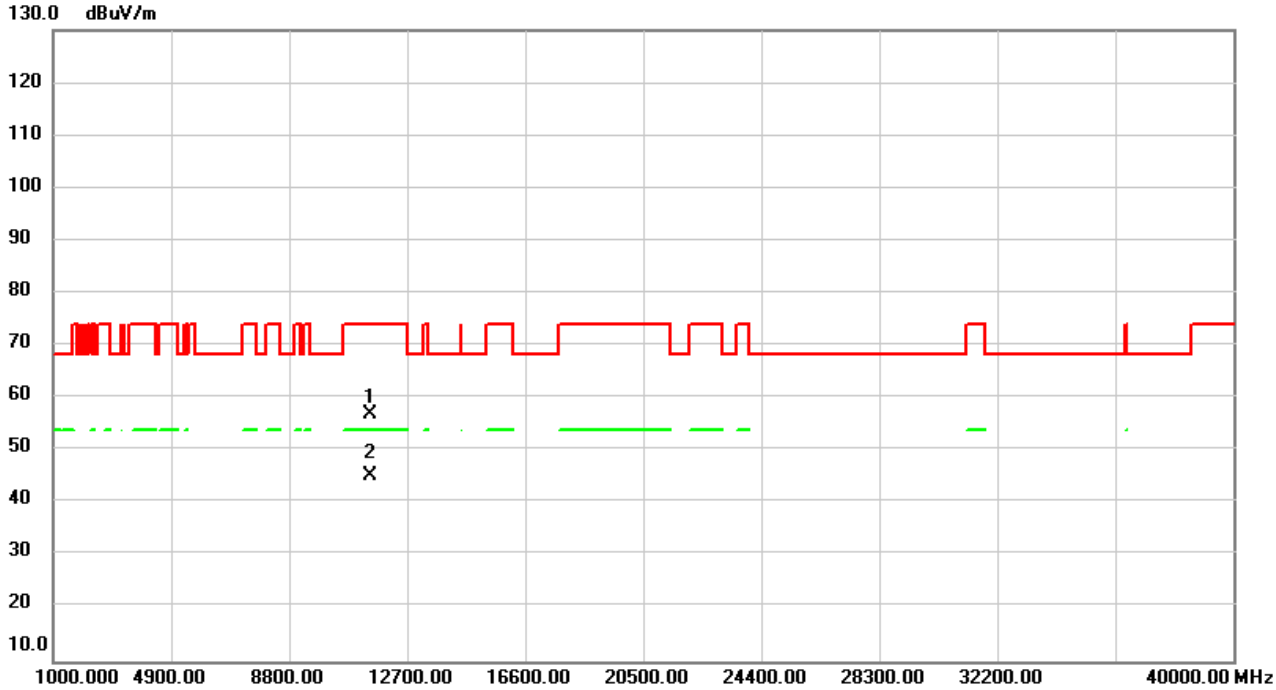

No.	Mk.	Freq.	Reading Level	Correct Factor	Measure-ment	Limit	Over		
		MHz	dBuV	dB	dBuV/m	dBuV/m	dB	Detector	Comment
1		11490.00	50.27	6.74	57.01	74.00	-16.99	peak	
2	*	11490.00	38.48	6.74	45.22	54.00	-8.78	AVG	

REMARKS:
(1) Measurement Value = Reading Level + Correct Factor.
(2) Margin Level = Measurement Value - Limit Value.

Test Mode	IEEE 802.11a	Test Date	2023/7/27
Test Frequency	5745MHz	Polarization	Horizontal
Temp	26°C	Hum.	59%

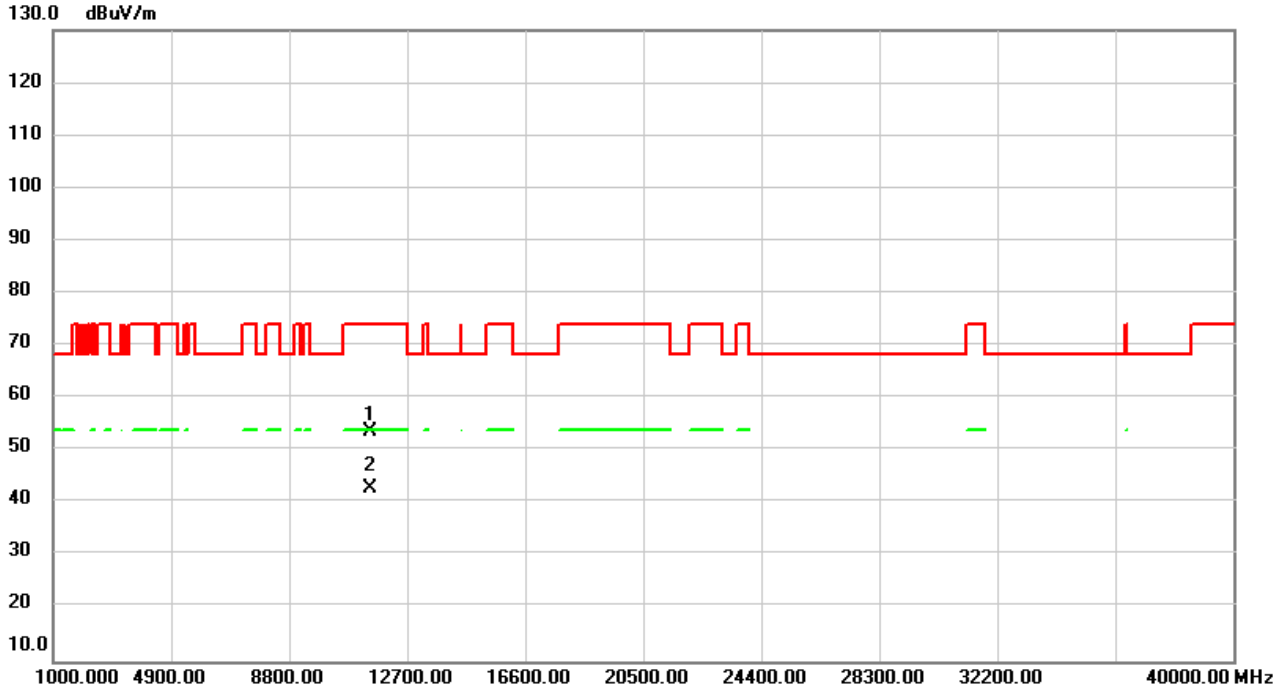

No.	Mk.	Freq.	Reading Level	Correct Factor	Measure-ment	Limit	Over		
		MHz	dBuV	dB	dBuV/m	dBuV/m	dB	Detector	Comment
1		11490.00	47.06	6.74	53.80	74.00	-20.20	peak	
2	*	11490.00	36.07	6.74	42.81	54.00	-11.19	AVG	

REMARKS:
(1) Measurement Value = Reading Level + Correct Factor.
(2) Margin Level = Measurement Value - Limit Value.

Test Mode	IEEE 802.11a	Test Date	2023/7/27
Test Frequency	5785MHz	Polarization	Vertical
Temp	26°C	Hum.	59%

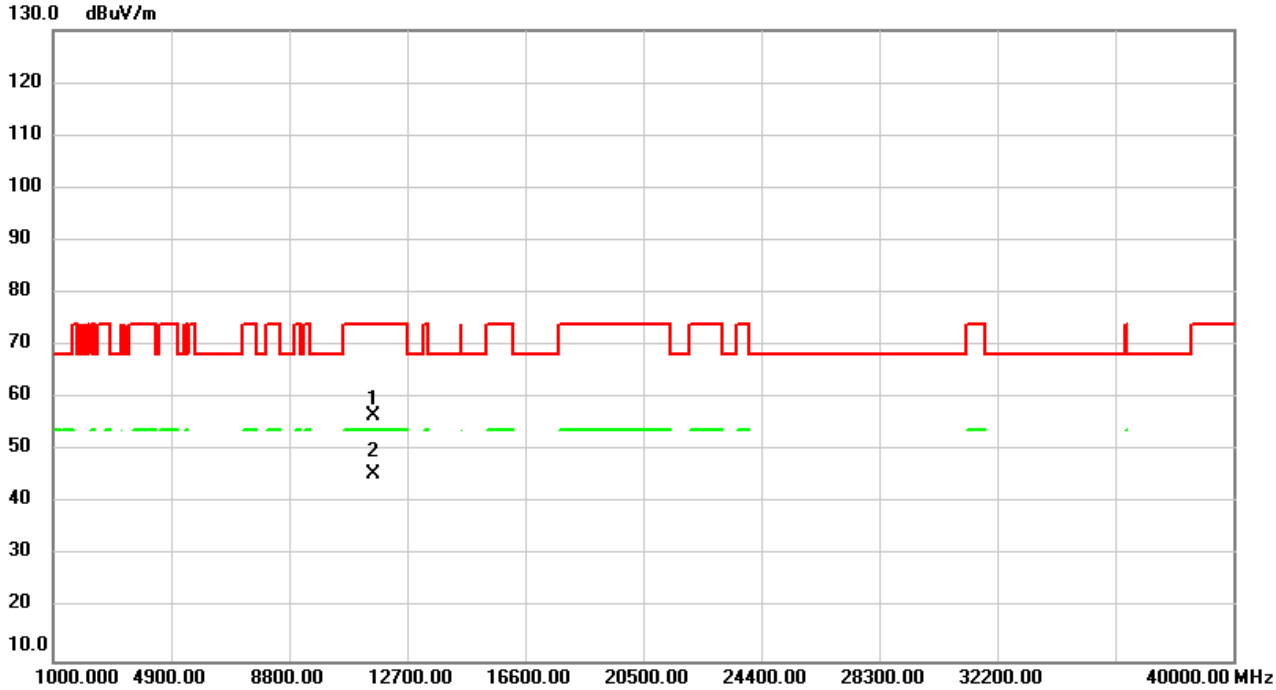

No.	Mk.	Freq.	Reading Level	Correct Factor	Measure-ment	Limit	Over		
		MHz	dBuV	dB	dBuV/m	dBuV/m	dB	Detector	Comment
1		11570.00	49.86	6.70	56.56	74.00	-17.44	peak	
2	*	11570.00	38.98	6.70	45.68	54.00	-8.32	AVG	

REMARKS:
(1) Measurement Value = Reading Level + Correct Factor.
(2) Margin Level = Measurement Value - Limit Value.

Test Mode	IEEE 802.11a	Test Date	2023/7/27
Test Frequency	5785MHz	Polarization	Horizontal
Temp	26°C	Hum.	59%

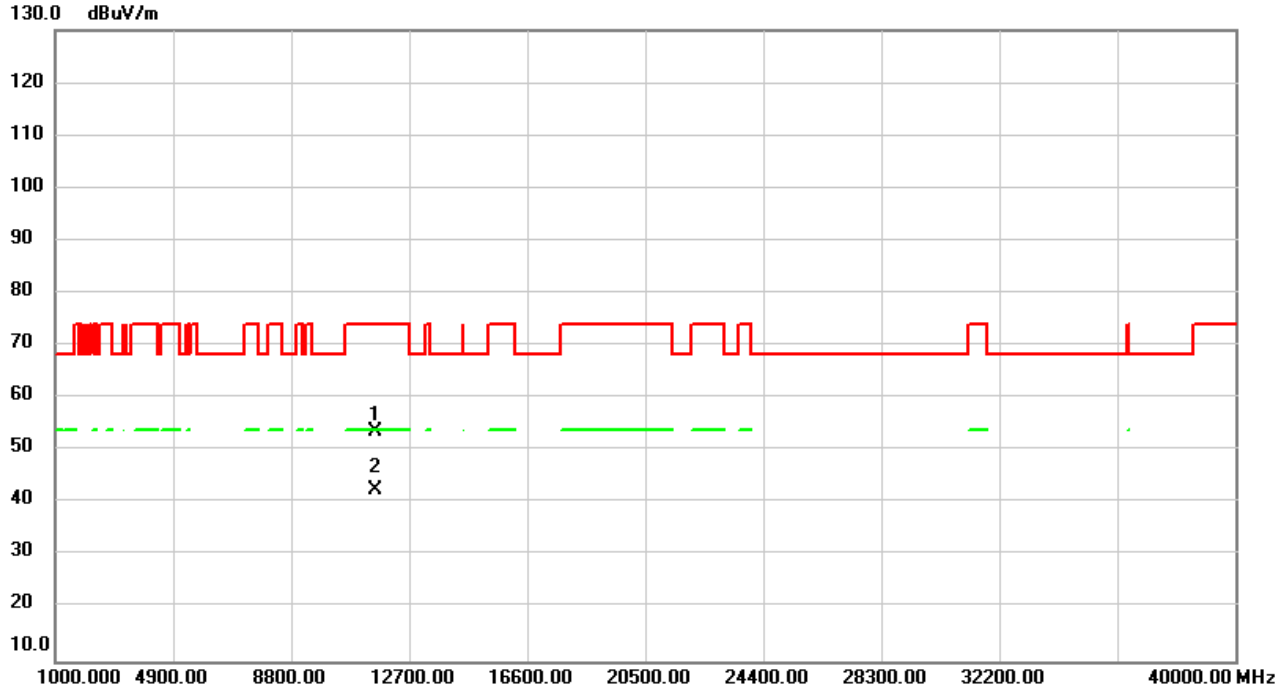

No.	Mk.	Freq.	Reading Level	Correct Factor	Measure-ment	Limit	Over		
		MHz	dBuV	dB	dBuV/m	dBuV/m	dB	Detector	Comment
1		11570.00	46.88	6.70	53.58	74.00	-20.42	peak	
2	*	11570.00	35.88	6.70	42.58	54.00	-11.42	AVG	

REMARKS:
(1) Measurement Value = Reading Level + Correct Factor.
(2) Margin Level = Measurement Value - Limit Value.

Test Mode	IEEE 802.11a	Test Date	2023/7/27
Test Frequency	5825MHz	Polarization	Vertical
Temp	26°C	Hum.	59%

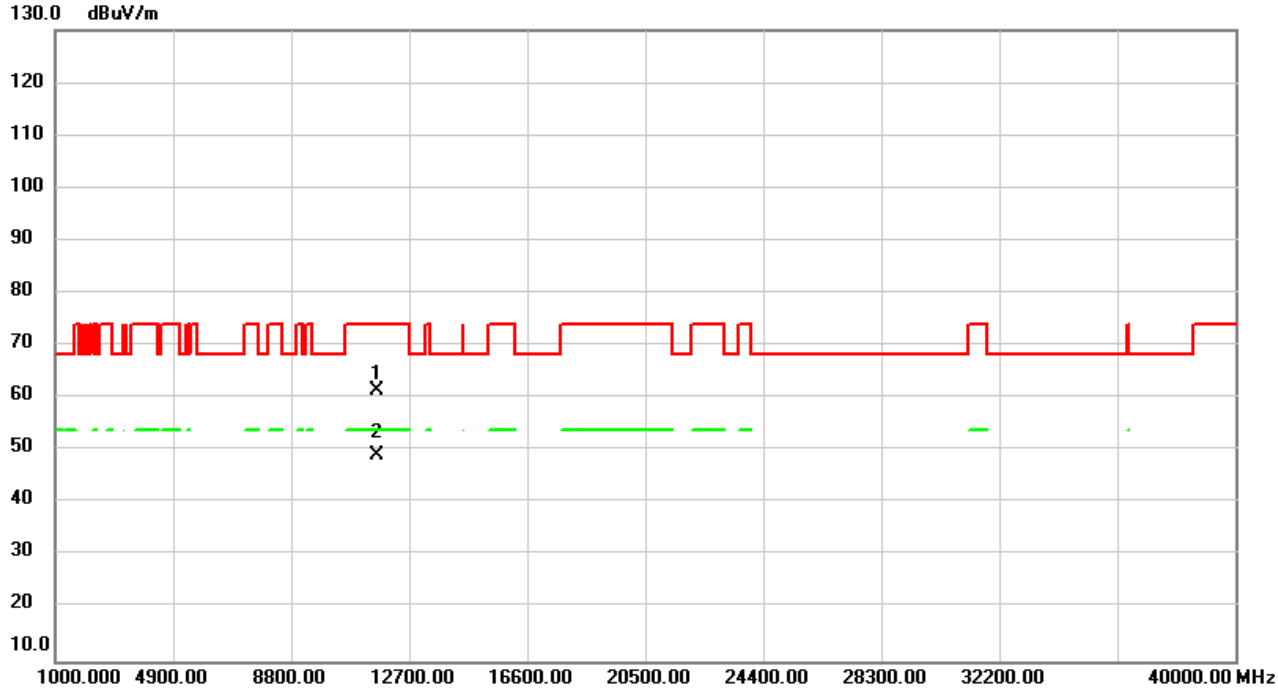

No.	Mk.	Freq.	Reading Level	Correct Factor	Measure-ment	Limit	Over		
		MHz	dBuV	dB	dBuV/m	dBuV/m	dB	Detector	Comment
1		11650.00	54.88	6.64	61.52	74.00	-12.48	peak	
2	*	11650.00	42.50	6.64	49.14	54.00	-4.86	AVG	

REMARKS:
(1) Measurement Value = Reading Level + Correct Factor.
(2) Margin Level = Measurement Value - Limit Value.

Test Mode	IEEE 802.11a	Test Date	2023/7/27
Test Frequency	5825MHz	Polarization	Horizontal
Temp	26°C	Hum.	59%

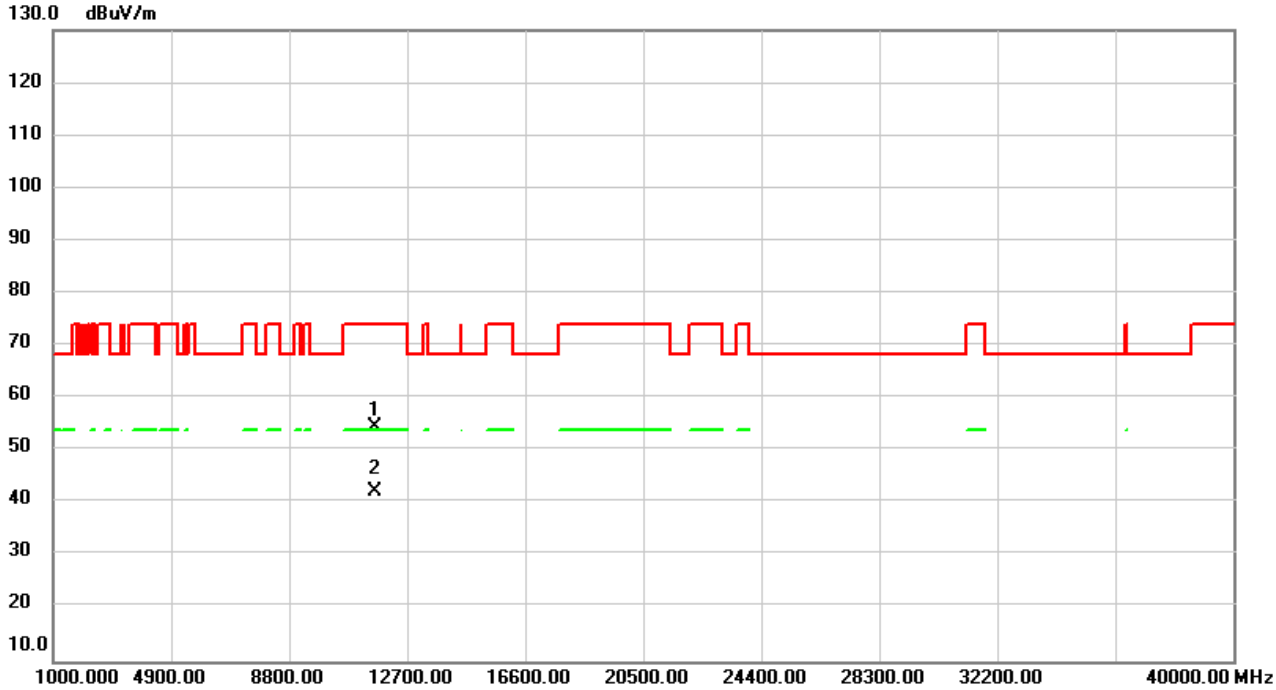

No.	Mk.	Freq.	Reading Level	Correct Factor	Measure-ment	Limit	Over		
		MHz	dBuV	dB	dBuV/m	dBuV/m	dB	Detector	Comment
1		11650.00	47.92	6.64	54.56	74.00	-19.44	peak	
2	*	11650.00	35.69	6.64	42.33	54.00	-11.67	AVG	

REMARKS:
(1) Measurement Value = Reading Level + Correct Factor.
(2) Margin Level = Measurement Value - Limit Value.

Test Mode	IEEE 802.11n (HT20)	Test Date	2023/7/27
Test Frequency	5180MHz	Polarization	Vertical
Temp	26°C	Hum.	59%

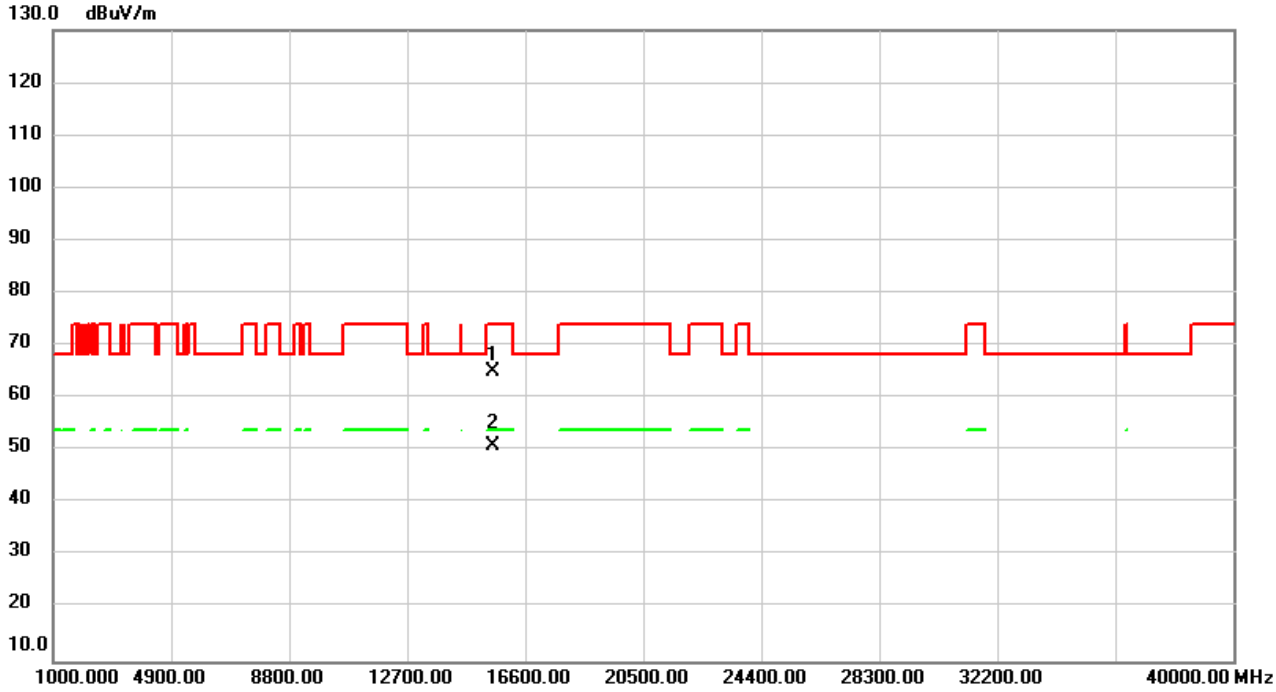

No.	Mk.	Freq.	Reading Level	Correct Factor	Measure-ment	Limit	Over		
		MHz	dBuV	dB	dBuV/m	dBuV/m	dB	Detector	Comment
1		15540.00	57.97	7.12	65.09	74.00	-8.91	peak	
2	*	15540.00	43.80	7.12	50.92	54.00	-3.08	AVG	

REMARKS:
(1) Measurement Value = Reading Level + Correct Factor.
(2) Margin Level = Measurement Value - Limit Value.

Test Mode	IEEE 802.11n (HT20)	Test Date	2023/7/27
Test Frequency	5180MHz	Polarization	Horizontal
Temp	26°C	Hum.	59%

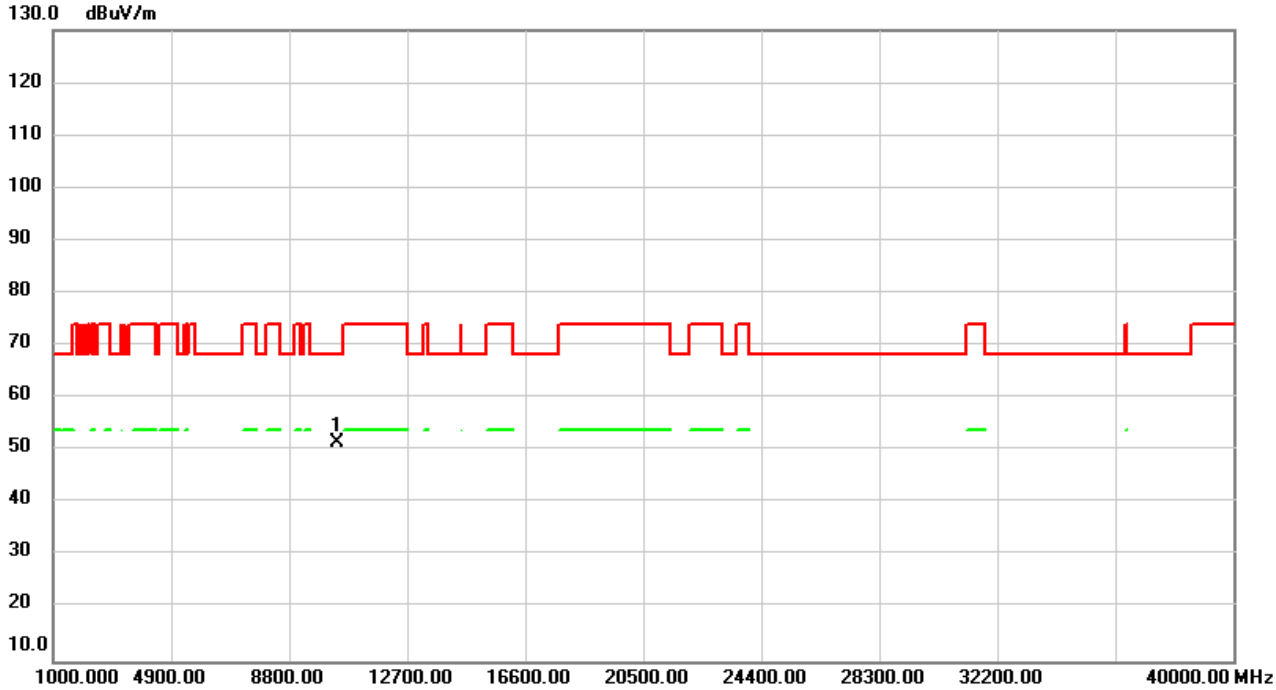

No.	Mk.	Freq.	Reading Level	Correct Factor	Measure-ment	Limit	Over		
		MHz	dBuV	dB	dBuV/m	dBuV/m	dB	Detector	Comment
1	*	10360.00	46.09	5.53	51.62	68.20	-16.58	peak	

REMARKS:
(1) Measurement Value = Reading Level + Correct Factor.
(2) Margin Level = Measurement Value - Limit Value.

Test Mode	IEEE 802.11n (HT20)	Test Date	2023/7/27
Test Frequency	5200MHz	Polarization	Vertical
Temp	26°C	Hum.	59%

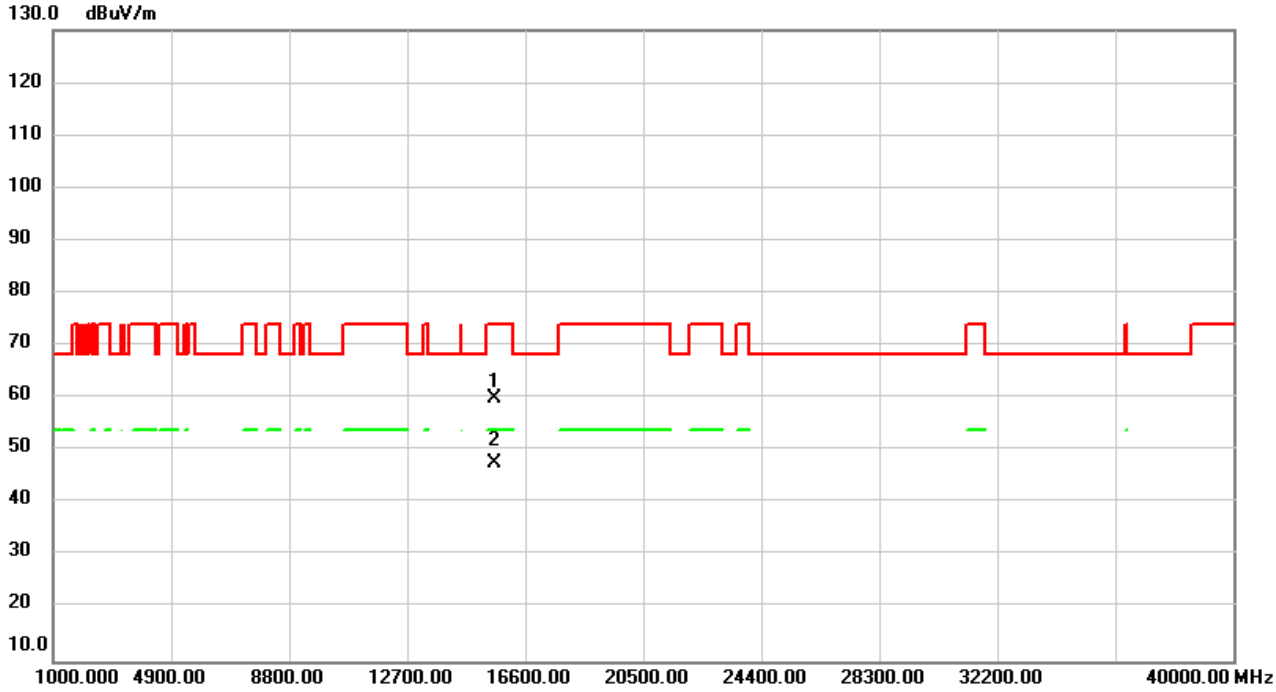

No.	Mk.	Freq.	Reading Level	Correct Factor	Measure-ment	Limit	Over		
		MHz	dBuV	dB	dBuV/m	dBuV/m	dB	Detector	Comment
1		15592.50	52.91	7.13	60.04	74.00	-13.96	peak	
2	*	15592.50	40.65	7.13	47.78	54.00	-6.22	AVG	

REMARKS:
(1) Measurement Value = Reading Level + Correct Factor.
(2) Margin Level = Measurement Value - Limit Value.

Test Mode	IEEE 802.11n (HT20)	Test Date	2023/7/27
Test Frequency	5200MHz	Polarization	Horizontal
Temp	26°C	Hum.	59%

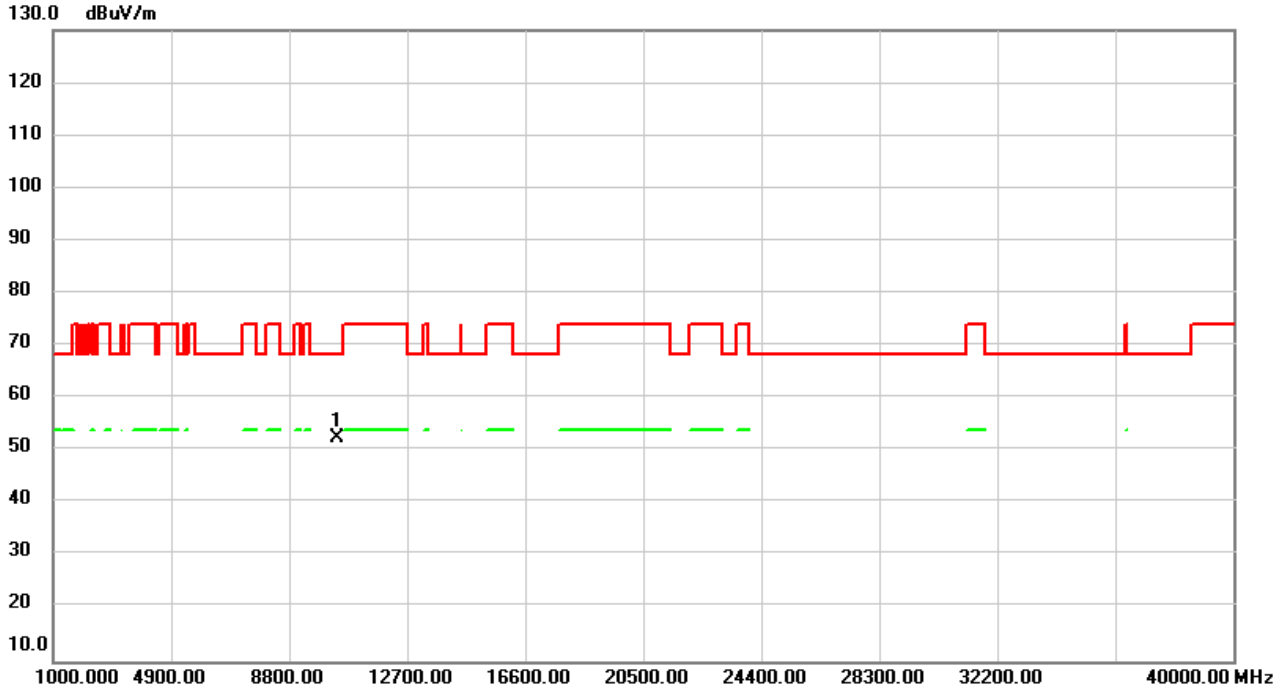

No.	Mk.	Freq.	Reading Level	Correct Factor	Measure-ment	Limit	Over		
		MHz	dBuV	dB	dBuV/m	dBuV/m	dB	Detector	Comment
1	*	10400.00	47.03	5.45	52.48	68.20	-15.72	peak	

REMARKS:
(1) Measurement Value = Reading Level + Correct Factor.
(2) Margin Level = Measurement Value - Limit Value.

Test Mode	IEEE 802.11n (HT20)	Test Date	2023/7/27
Test Frequency	5240MHz	Polarization	Vertical
Temp	26°C	Hum.	59%

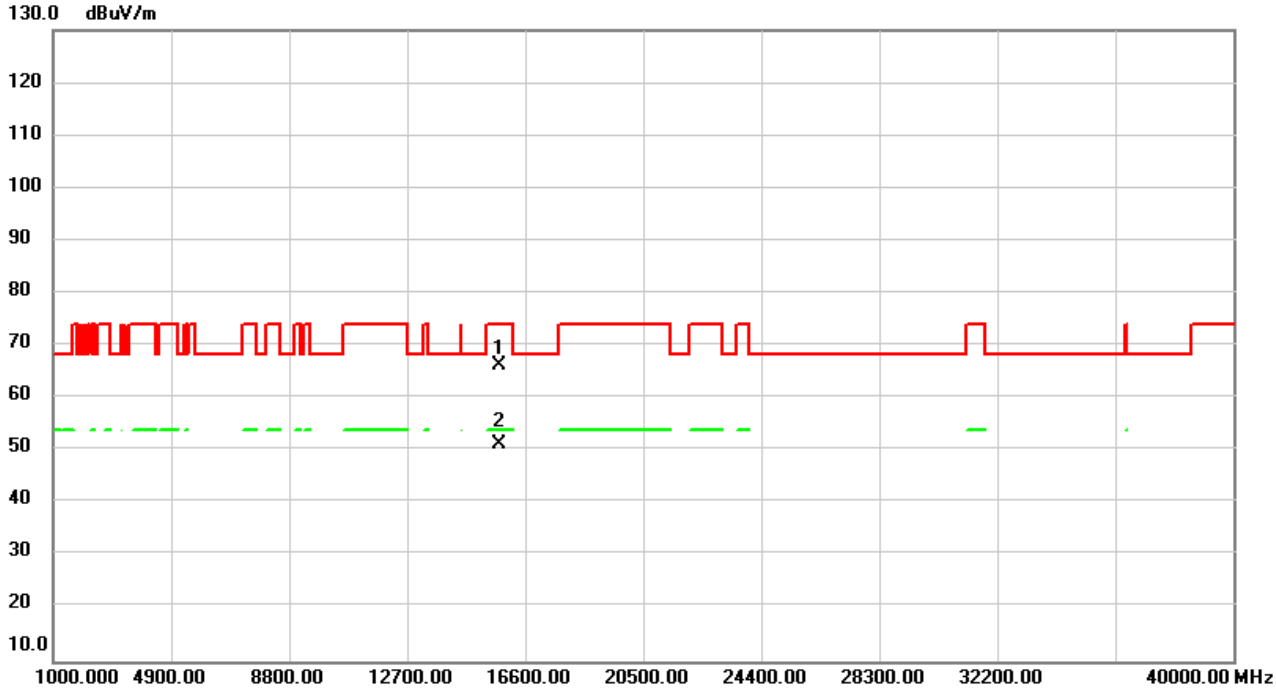

No.	Mk.	Freq.	Reading Level	Correct Factor	Measure-ment	Limit	Over		
		MHz	dBuV	dB	dBuV/m	dBuV/m	dB	Detector	Comment
1		15720.00	59.12	7.15	66.27	74.00	-7.73	peak	
2	*	15720.00	44.23	7.15	51.38	54.00	-2.62	AVG	

REMARKS:
(1) Measurement Value = Reading Level + Correct Factor.
(2) Margin Level = Measurement Value - Limit Value.

Test Mode	IEEE 802.11n (HT20)	Test Date	2023/7/27
Test Frequency	5240MHz	Polarization	Horizontal
Temp	26°C	Hum.	59%

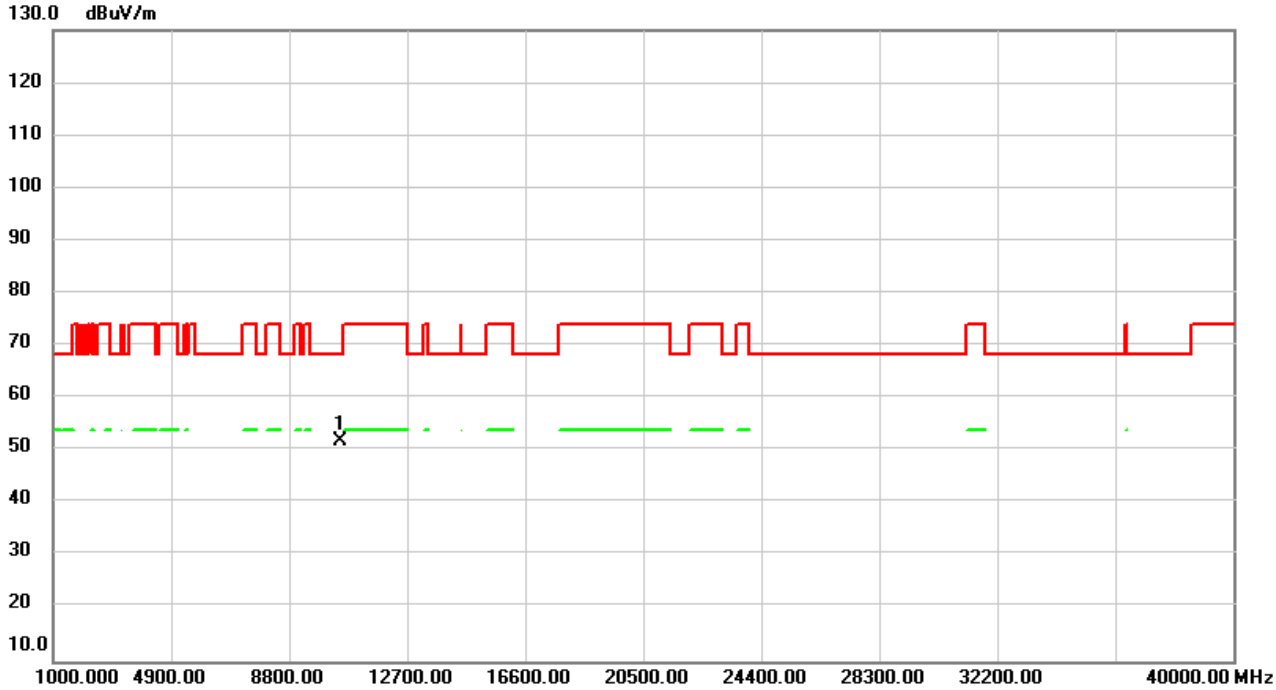

No.	Mk.	Freq.	Reading Level	Correct Factor	Measure-ment	Limit	Over		
		MHz	dBuV	dB	dBuV/m	dBuV/m	dB	Detector	Comment
1	*	10480.00	46.61	5.31	51.92	68.20	-16.28	peak	

REMARKS:
(1) Measurement Value = Reading Level + Correct Factor.
(2) Margin Level = Measurement Value - Limit Value.

Test Mode	IEEE 802.11n (HT20)	Test Date	2023/7/27
Test Frequency	5260MHz	Polarization	Vertical
Temp	26°C	Hum.	59%

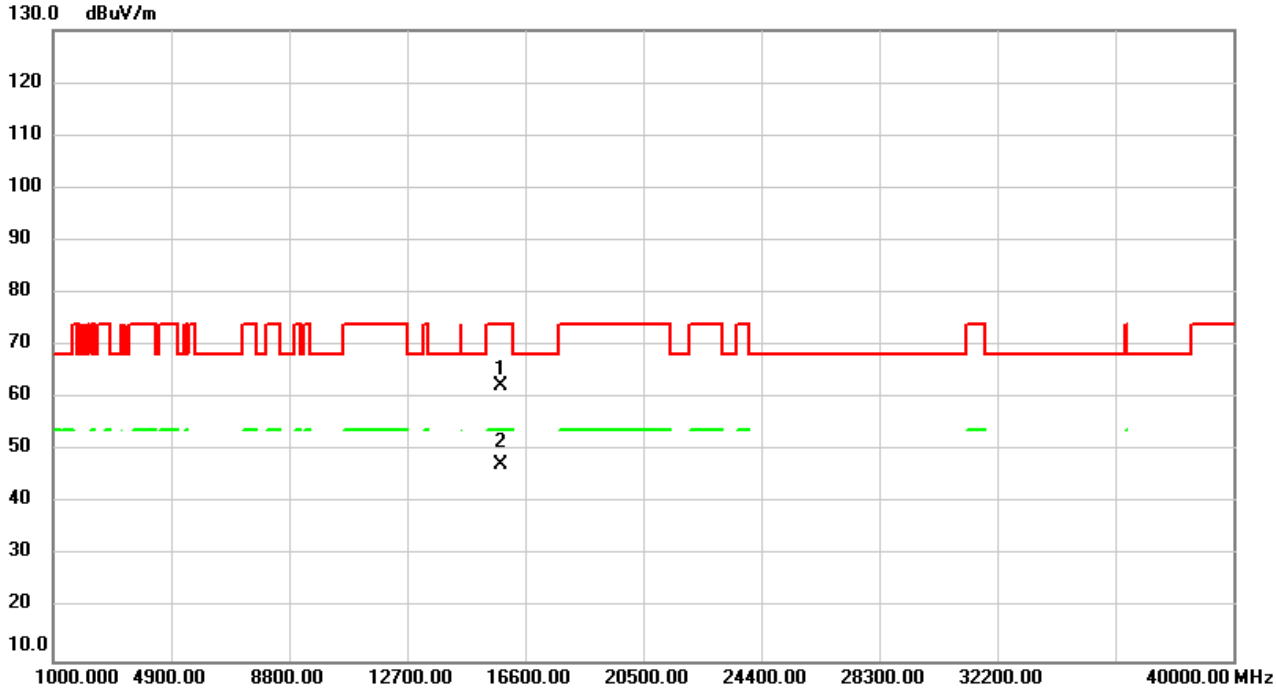

No.	Mk.	Freq.	Reading Level	Correct Factor	Measure-ment	Limit	Over		
		MHz	dBuV	dB	dBuV/m	dBuV/m	dB	Detector	Comment
1		15780.00	55.31	7.17	62.48	74.00	-11.52	peak	
2	*	15780.00	40.30	7.17	47.47	54.00	-6.53	AVG	

REMARKS:
(1) Measurement Value = Reading Level + Correct Factor.
(2) Margin Level = Measurement Value - Limit Value.

Test Mode	IEEE 802.11n (HT20)	Test Date	2023/7/27
Test Frequency	5260MHz	Polarization	Horizontal
Temp	26°C	Hum.	59%

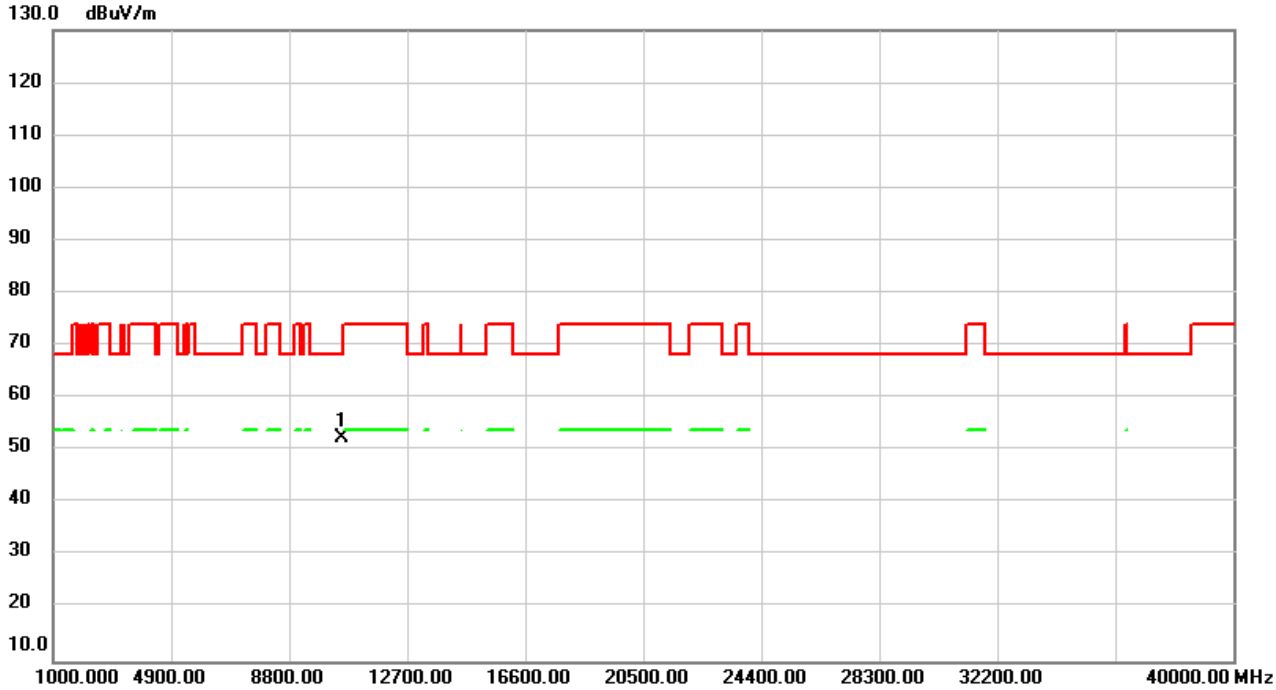

No.	Mk.	Freq.	Reading Level	Correct Factor	Measure-ment	Limit	Over		
		MHz	dBuV	dB	dBuV/m	dBuV/m	dB	Detector	Comment
1	*	10520.00	47.08	5.32	52.40	68.20	-15.80	peak	

REMARKS:
(1) Measurement Value = Reading Level + Correct Factor.
(2) Margin Level = Measurement Value - Limit Value.

Test Mode	IEEE 802.11n (HT20)	Test Date	2023/7/27
Test Frequency	5300MHz	Polarization	Vertical
Temp	26°C	Hum.	59%

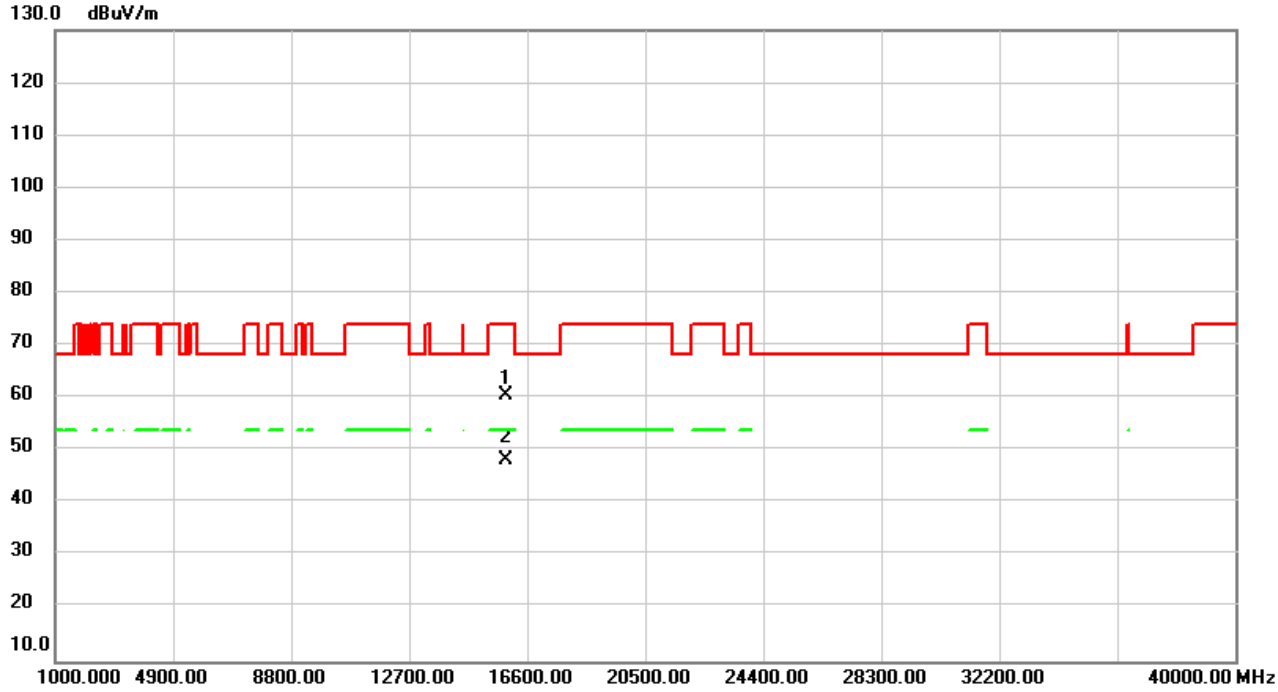

No.	Mk.	Freq.	Reading Level	Correct Factor	Measure-ment	Limit	Over		
		MHz	dBuV	dB	dBuV/m	dBuV/m	dB	Detector	Comment
1		15900.00	53.33	7.19	60.52	74.00	-13.48	peak	
2	*	15900.00	41.18	7.19	48.37	54.00	-5.63	AVG	

REMARKS:
(1) Measurement Value = Reading Level + Correct Factor.
(2) Margin Level = Measurement Value - Limit Value.

Test Mode	IEEE 802.11n (HT20)	Test Date	2023/7/27
Test Frequency	5300MHz	Polarization	Horizontal
Temp	26°C	Hum.	59%

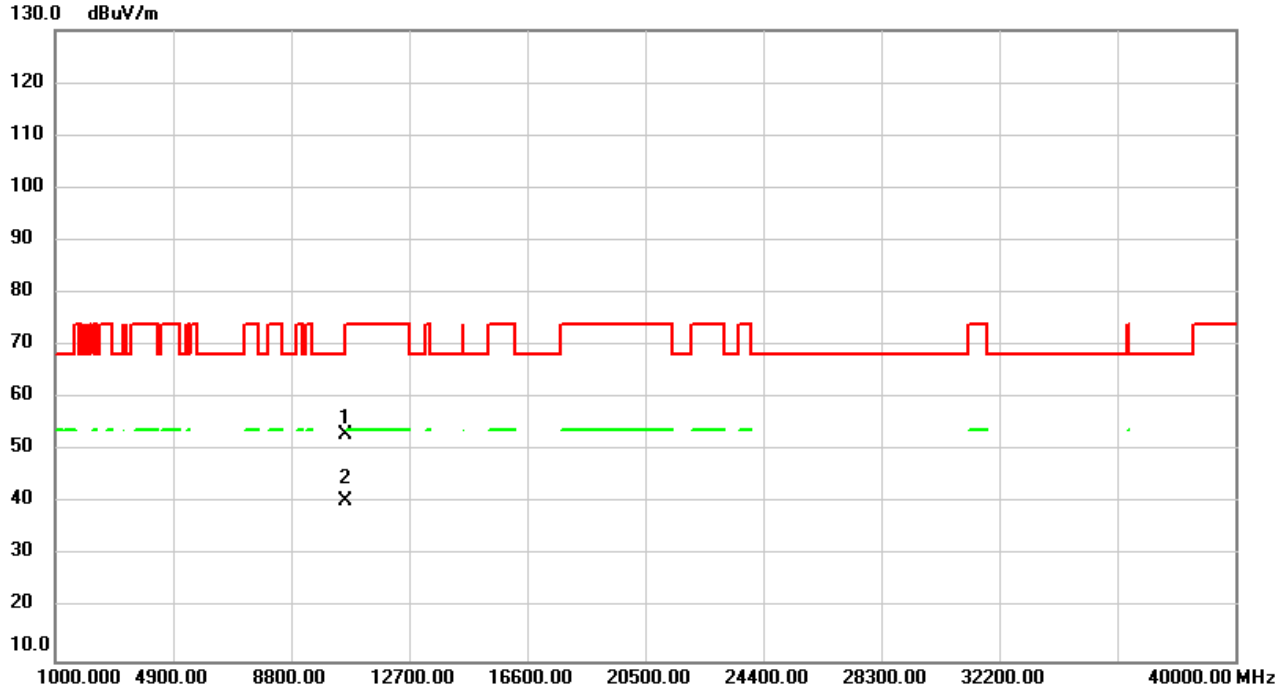

No.	Mk.	Freq.	Reading Level	Correct Factor	Measure-ment	Limit	Over		
		MHz	dBuV	dB	dBuV/m	dBuV/m	dB	Detector	Comment
1		10600.00	47.44	5.51	52.95	68.20	-15.25	peak	
2	*	10600.00	35.04	5.51	40.55	54.00	-13.45	AVG	

REMARKS:
(1) Measurement Value = Reading Level + Correct Factor.
(2) Margin Level = Measurement Value - Limit Value.

Test Mode	IEEE 802.11n (HT20)	Test Date	2023/7/27
Test Frequency	5320MHz	Polarization	Vertical
Temp	26°C	Hum.	59%

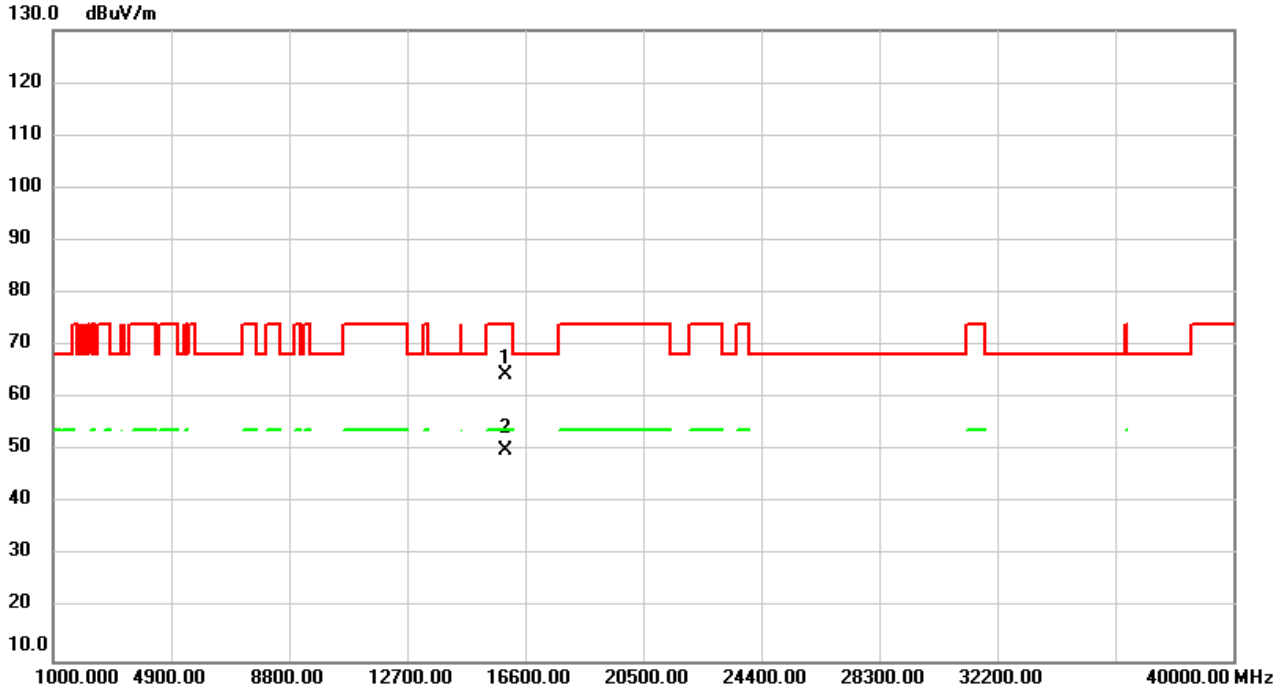

No.	Mk.	Freq.	Reading Level	Correct Factor	Measure-ment	Limit	Over		
		MHz	dBuV	dB	dBuV/m	dBuV/m	dB	Detector	Comment
1		15960.00	57.31	7.20	64.51	74.00	-9.49	peak	
2	*	15960.00	42.97	7.20	50.17	54.00	-3.83	AVG	

REMARKS:
(1) Measurement Value = Reading Level + Correct Factor.
(2) Margin Level = Measurement Value - Limit Value.

Test Mode	IEEE 802.11n (HT20)	Test Date	2023/7/27
Test Frequency	5320MHz	Polarization	Horizontal
Temp	26°C	Hum.	59%

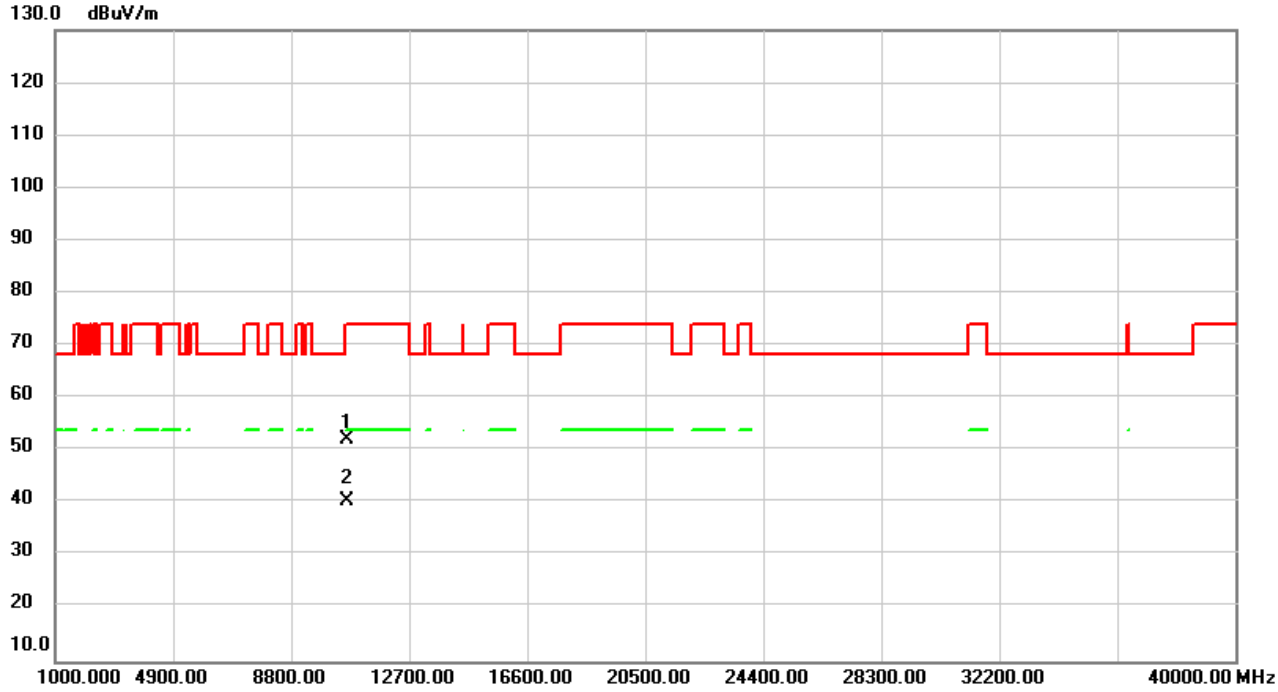

No.	Mk.	Freq.	Reading Level	Correct Factor	Measure-ment	Limit	Over		
		MHz	dBuV	dB	dBuV/m	dBuV/m	dB	Detector	Comment
1		10640.00	46.62	5.61	52.23	74.00	-21.77	peak	
2	*	10640.00	34.84	5.61	40.45	54.00	-13.55	AVG	

REMARKS:
(1) Measurement Value = Reading Level + Correct Factor.
(2) Margin Level = Measurement Value - Limit Value.

Test Mode	IEEE 802.11n (HT20)	Test Date	2023/7/27
Test Frequency	5500MHz	Polarization	Vertical
Temp	26°C	Hum.	59%

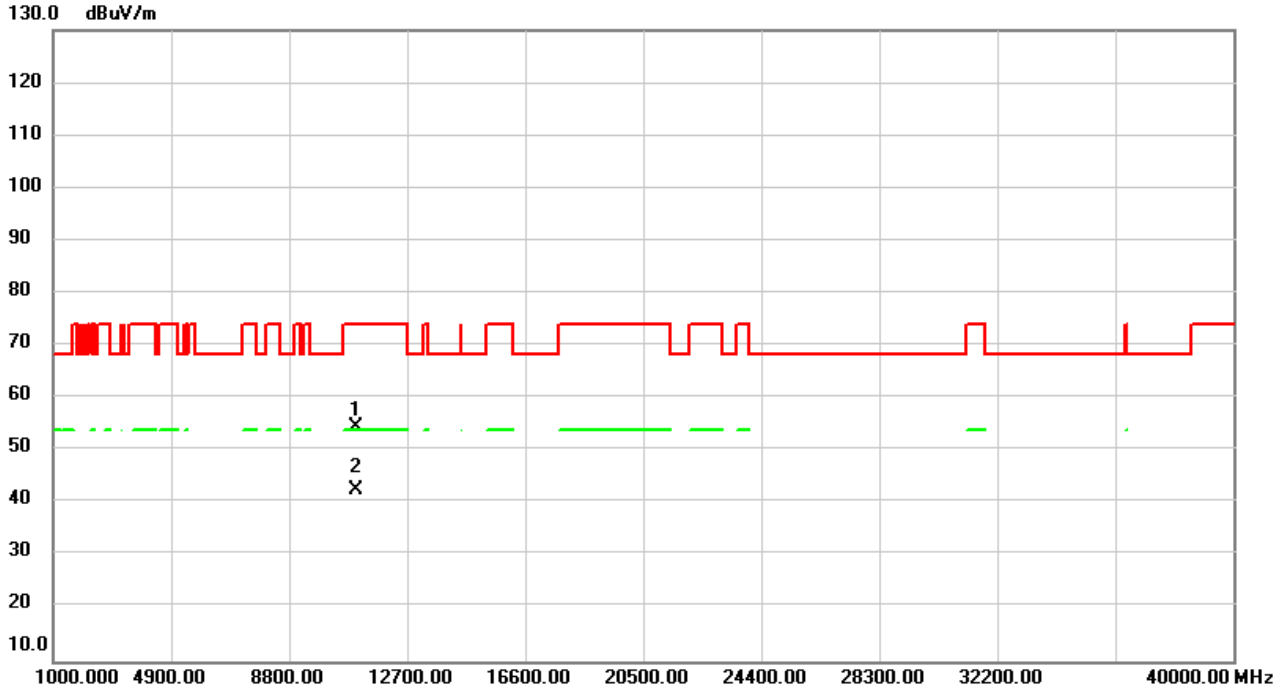

No.	Mk.	Freq.	Reading Level	Correct Factor	Measure-ment	Limit	Over		
		MHz	dBuV	dB	dBuV/m	dBuV/m	dB	Detector	Comment
1		11000.00	48.20	6.44	54.64	74.00	-19.36	peak	
2	*	11000.00	36.04	6.44	42.48	54.00	-11.52	AVG	

REMARKS:
(1) Measurement Value = Reading Level + Correct Factor.
(2) Margin Level = Measurement Value - Limit Value.

Test Mode	IEEE 802.11n (HT20)	Test Date	2023/7/27
Test Frequency	5500MHz	Polarization	Horizontal
Temp	26°C	Hum.	59%

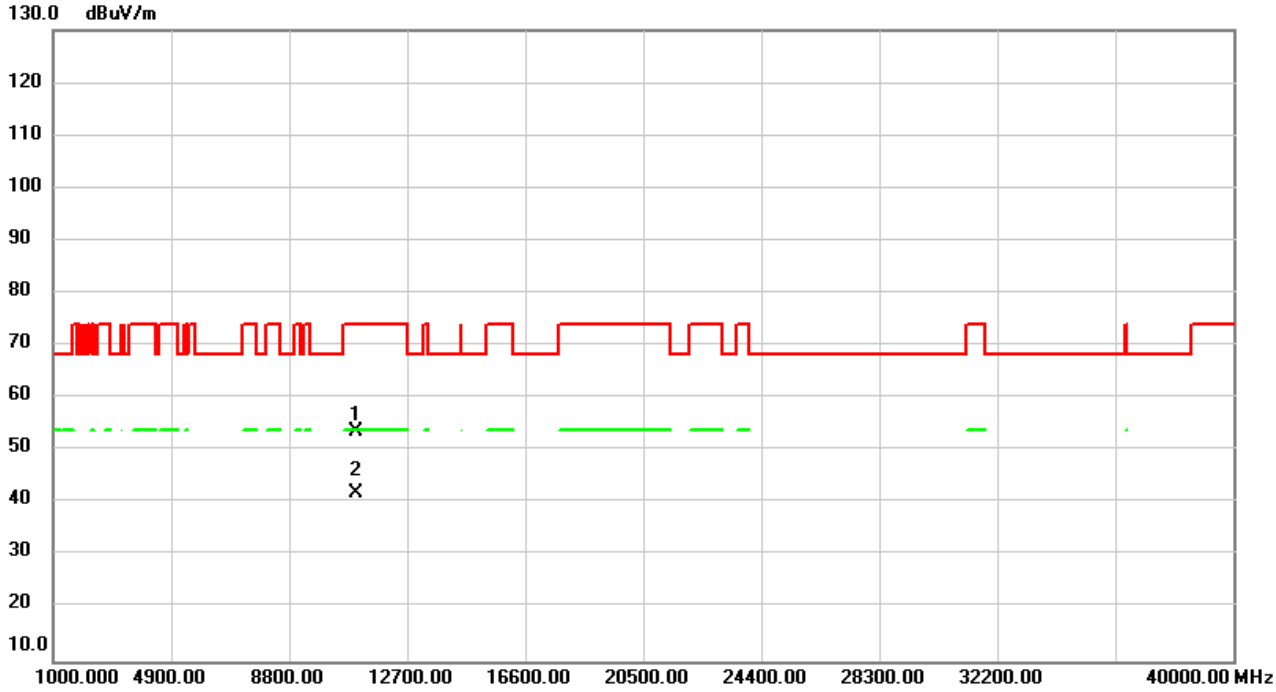

No.	Mk.	Freq.	Reading Level	Correct Factor	Measure-ment	Limit	Over		
		MHz	dBuV	dB	dBuV/m	dBuV/m	dB	Detector	Comment
1		11000.00	47.33	6.44	53.77	74.00	-20.23	peak	
2	*	11000.00	35.58	6.44	42.02	54.00	-11.98	AVG	

REMARKS:
(1) Measurement Value = Reading Level + Correct Factor.
(2) Margin Level = Measurement Value - Limit Value.

Test Mode	IEEE 802.11n (HT20)	Test Date	2023/7/27
Test Frequency	5580MHz	Polarization	Vertical
Temp	26°C	Hum.	59%

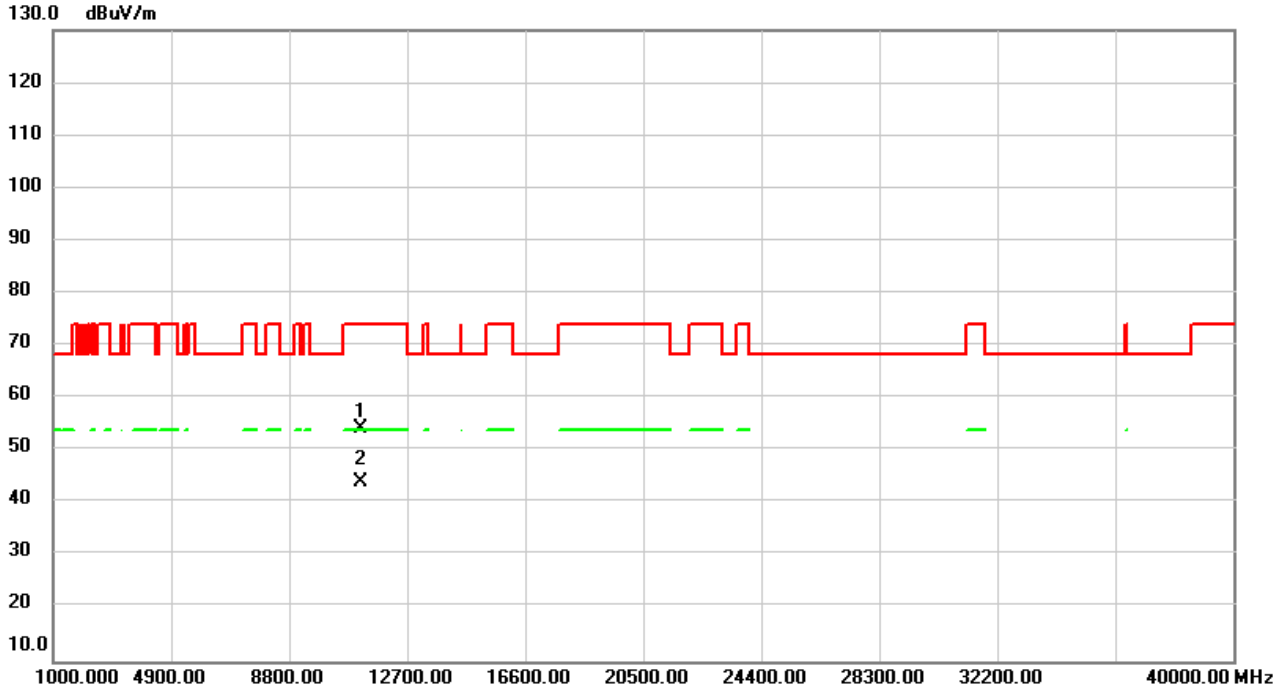

No.	Mk.	Freq.	Reading Level	Correct Factor	Measure-ment	Limit	Over		
		MHz	dBuV	dB	dBuV/m	dBuV/m	dB	Detector	Comment
1		11160.00	47.86	6.54	54.40	74.00	-19.60	peak	
2	*	11160.00	37.38	6.54	43.92	54.00	-10.08	AVG	

REMARKS:
(1) Measurement Value = Reading Level + Correct Factor.
(2) Margin Level = Measurement Value - Limit Value.

Test Mode	IEEE 802.11n (HT20)	Test Date	2023/7/27
Test Frequency	5580MHz	Polarization	Horizontal
Temp	26°C	Hum.	59%

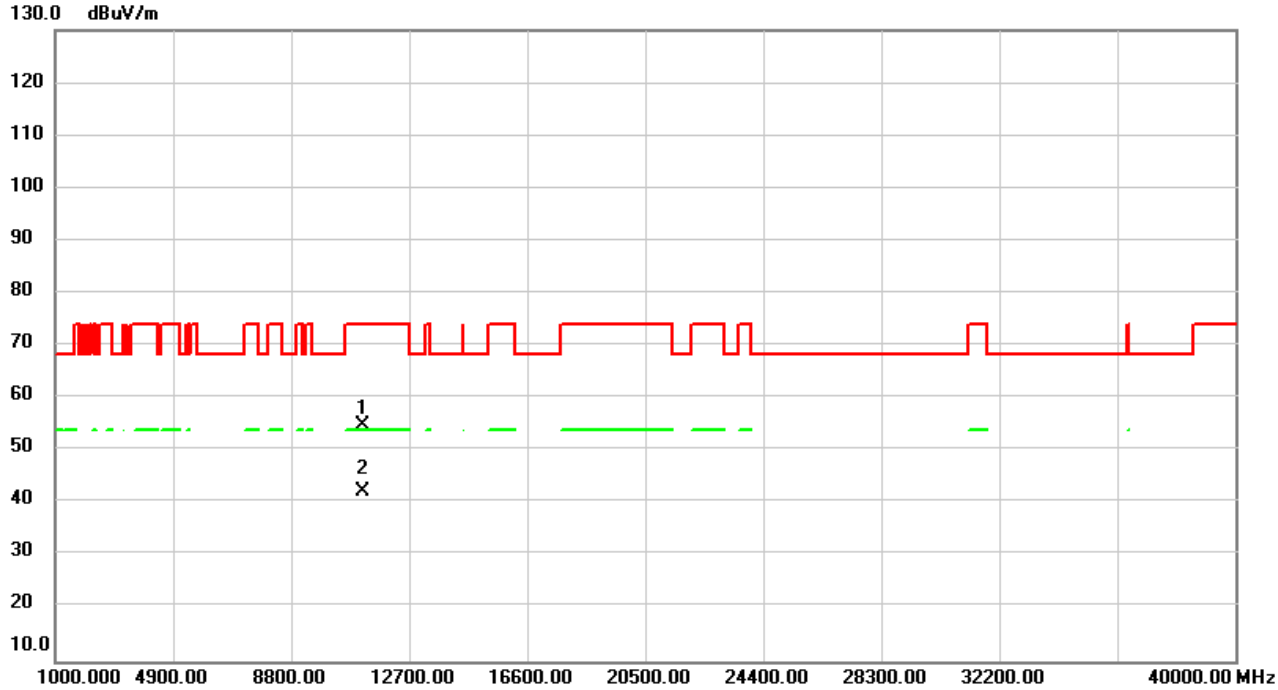

No.	Mk.	Freq.	Reading Level	Correct Factor	Measure-ment	Limit	Over		
		MHz	dBuV	dB	dBuV/m	dBuV/m	dB	Detector	Comment
1		11160.00	48.27	6.54	54.81	74.00	-19.19	peak	
2	*	11160.00	35.69	6.54	42.23	54.00	-11.77	AVG	

REMARKS:
(1) Measurement Value = Reading Level + Correct Factor.
(2) Margin Level = Measurement Value - Limit Value.

Test Mode	IEEE 802.11n (HT20)	Test Date	2023/7/27
Test Frequency	5700MHz	Polarization	Vertical
Temp	26°C	Hum.	59%

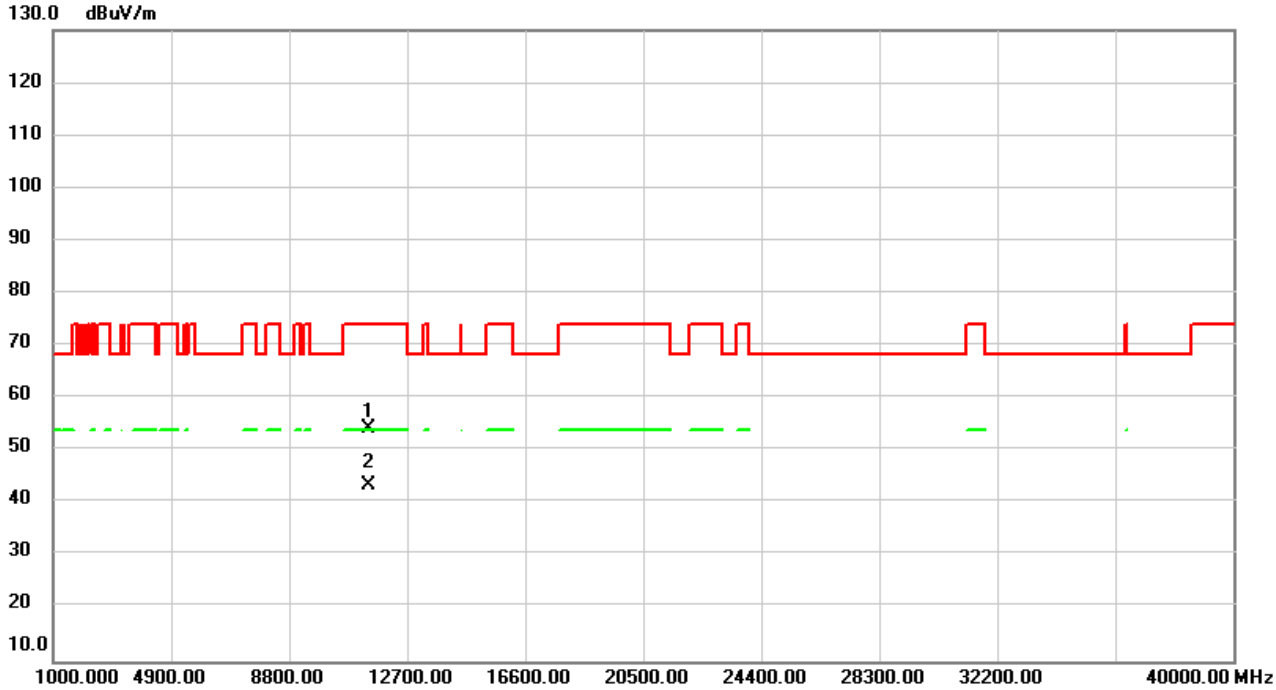

No.	Mk.	Freq.	Reading Level	Correct Factor	Measure-ment	Limit	Over		
		MHz	dBuV	dB	dBuV/m	dBuV/m	dB	Detector	Comment
1		11400.00	47.59	6.68	54.27	74.00	-19.73	peak	
2	*	11400.00	36.69	6.68	43.37	54.00	-10.63	AVG	

REMARKS:
(1) Measurement Value = Reading Level + Correct Factor.
(2) Margin Level = Measurement Value - Limit Value.

Test Mode	IEEE 802.11n (HT20)	Test Date	2023/7/27
Test Frequency	5700MHz	Polarization	Horizontal
Temp	26°C	Hum.	59%

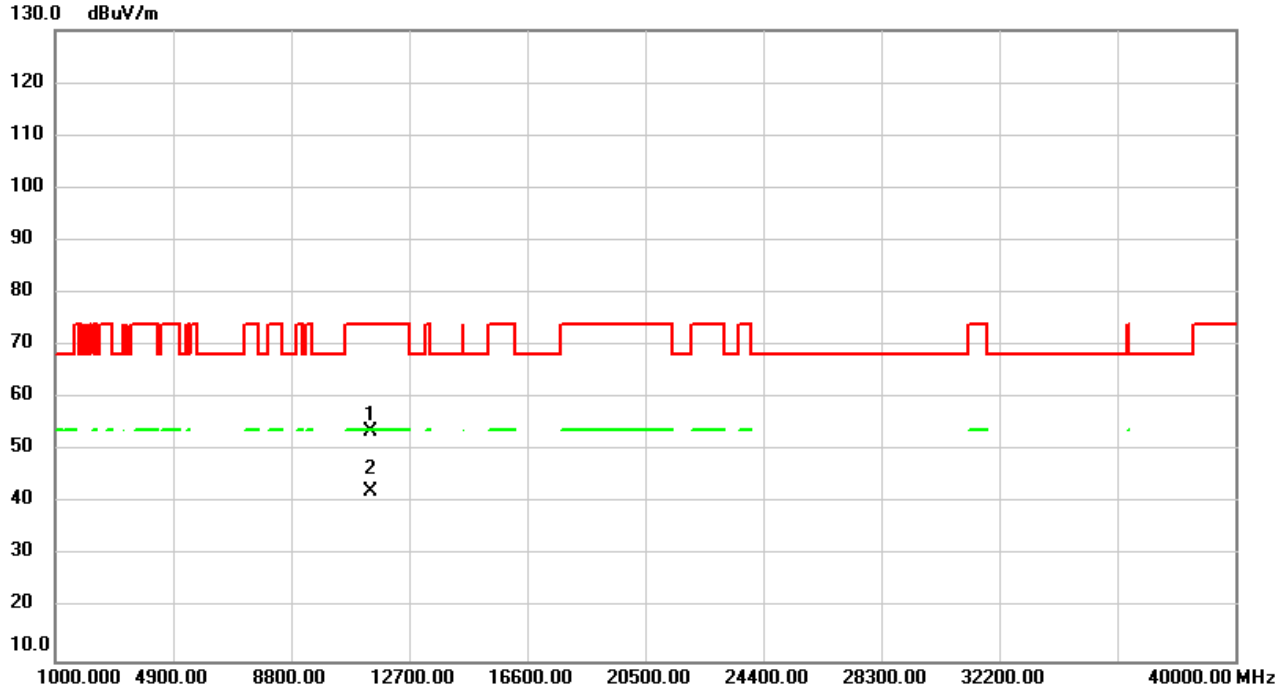

No.	Mk.	Freq.	Reading Level	Correct Factor	Measure-ment	Limit	Over		
		MHz	dBuV	dB	dBuV/m	dBuV/m	dB	Detector	Comment
1		11400.00	47.05	6.68	53.73	74.00	-20.27	peak	
2	*	11400.00	35.59	6.68	42.27	54.00	-11.73	AVG	

REMARKS:
(1) Measurement Value = Reading Level + Correct Factor.
(2) Margin Level = Measurement Value - Limit Value.

Test Mode	IEEE 802.11n (HT20)	Test Date	2023/7/27
Test Frequency	5745MHz	Polarization	Vertical
Temp	26°C	Hum.	59%

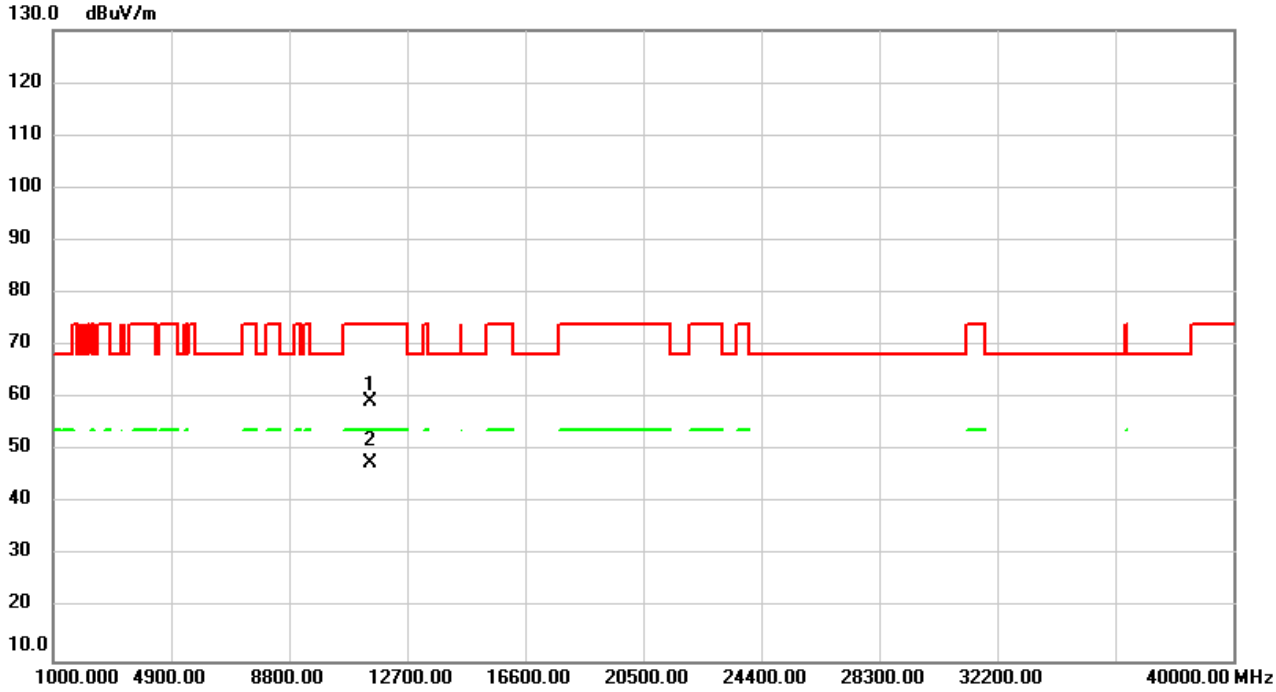

No.	Mk.	Freq.	Reading Level	Correct Factor	Measure-ment	Limit	Over		
		MHz	dBuV	dB	dBuV/m	dBuV/m	dB	Detector	Comment
1		11490.00	52.63	6.74	59.37	74.00	-14.63	peak	
2	*	11490.00	40.96	6.74	47.70	54.00	-6.30	AVG	

REMARKS:
(1) Measurement Value = Reading Level + Correct Factor.
(2) Margin Level = Measurement Value - Limit Value.

Test Mode	IEEE 802.11n (HT20)	Test Date	2023/7/27
Test Frequency	5745MHz	Polarization	Horizontal
Temp	26°C	Hum.	59%

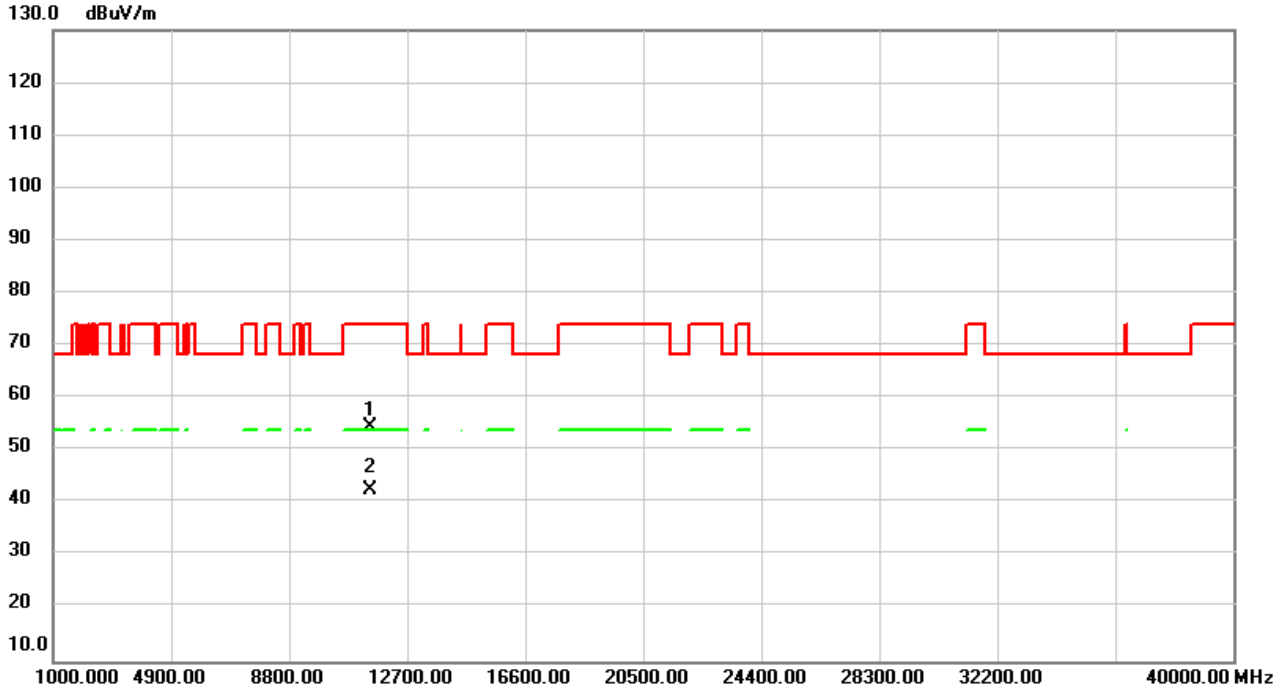

No.	Mk.	Freq.	Reading Level	Correct Factor	Measure-ment	Limit	Over		
		MHz	dBuV	dB	dBuV/m	dBuV/m	dB	Detector	Comment
1		11490.00	47.93	6.74	54.67	74.00	-19.33	peak	
2	*	11490.00	35.82	6.74	42.56	54.00	-11.44	AVG	

REMARKS:
(1) Measurement Value = Reading Level + Correct Factor.
(2) Margin Level = Measurement Value - Limit Value.

Test Mode	IEEE 802.11n (HT20)	Test Date	2023/7/27
Test Frequency	5785MHz	Polarization	Vertical
Temp	26°C	Hum.	59%

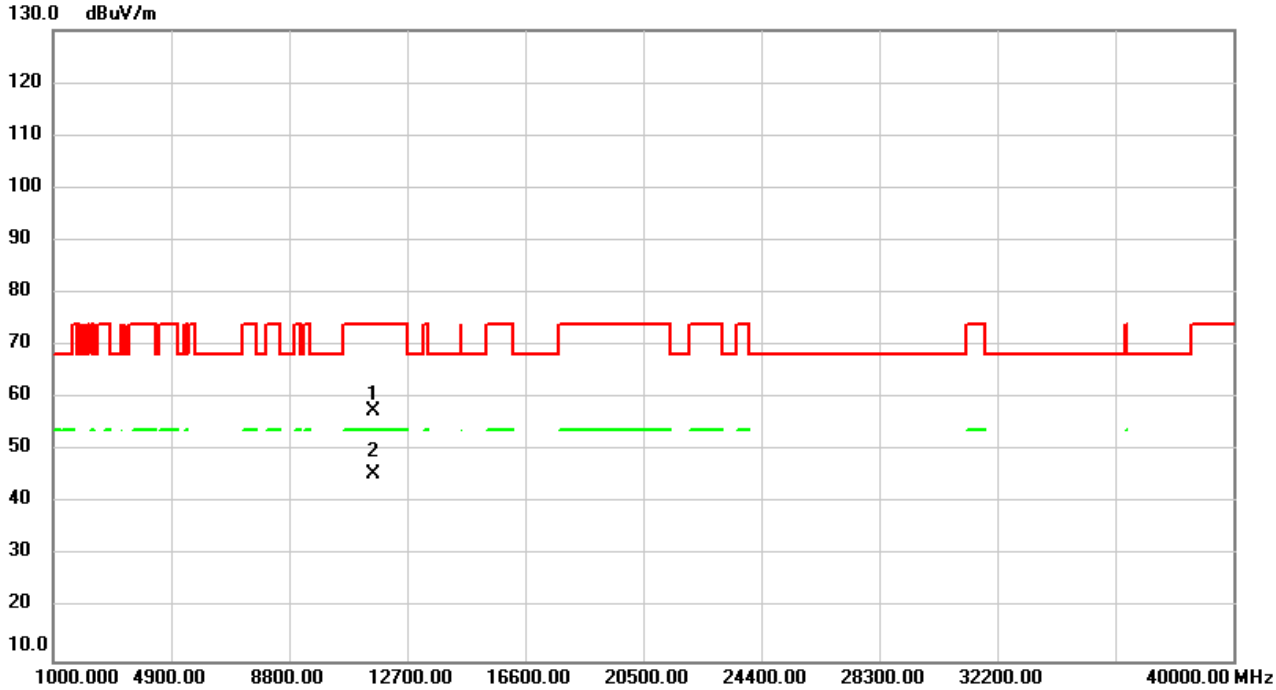

No.	Mk.	Freq.	Reading Level	Correct Factor	Measure-ment	Limit	Over		
		MHz	dBuV	dB	dBuV/m	dBuV/m	dB	Detector	Comment
1		11570.00	50.88	6.70	57.58	74.00	-16.42	peak	
2	*	11570.00	38.85	6.70	45.55	54.00	-8.45	AVG	

REMARKS:
(1) Measurement Value = Reading Level + Correct Factor.
(2) Margin Level = Measurement Value - Limit Value.

Test Mode	IEEE 802.11n (HT20)	Test Date	2023/7/27
Test Frequency	5785MHz	Polarization	Horizontal
Temp	26°C	Hum.	59%

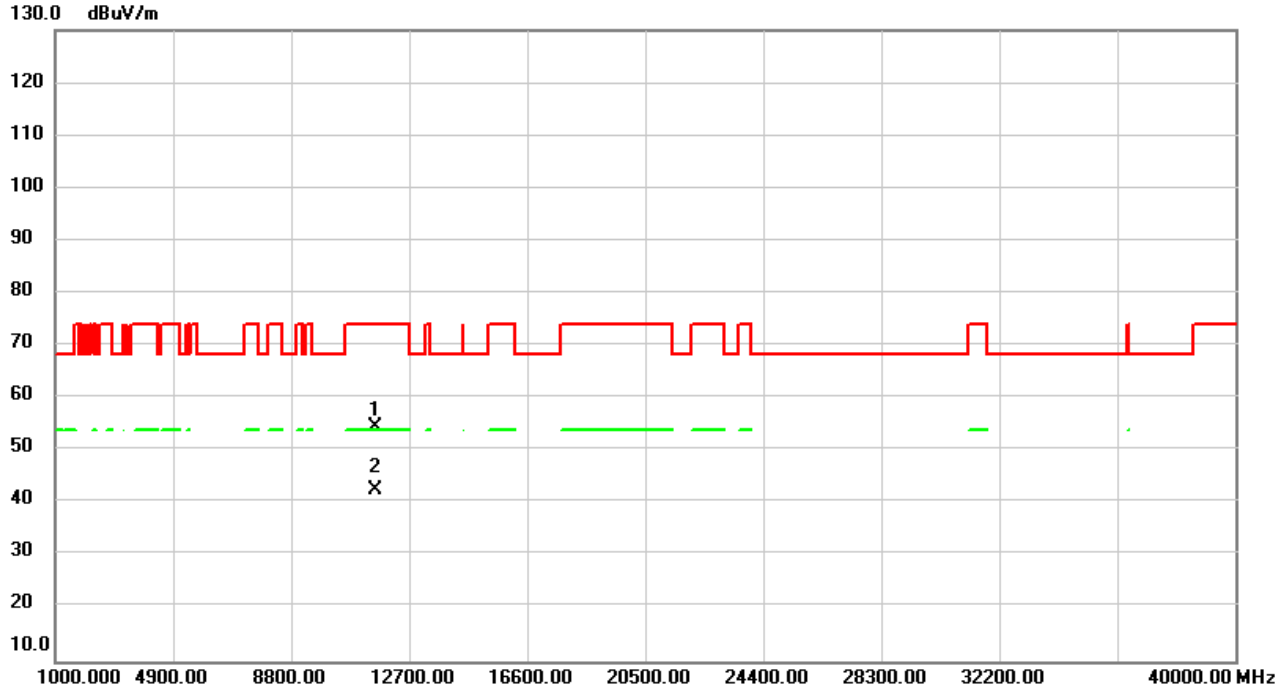

No.	Mk.	Freq.	Reading Level	Correct Factor	Measure-ment	Limit	Over		
		MHz	dBuV	dB	dBuV/m	dBuV/m	dB	Detector	Comment
1		11570.00	47.94	6.70	54.64	74.00	-19.36	peak	
2	*	11570.00	35.92	6.70	42.62	54.00	-11.38	AVG	

REMARKS:
(1) Measurement Value = Reading Level + Correct Factor.
(2) Margin Level = Measurement Value - Limit Value.

Test Mode	IEEE 802.11n (HT20)	Test Date	2023/7/27
Test Frequency	5825MHz	Polarization	Vertical
Temp	26°C	Hum.	59%

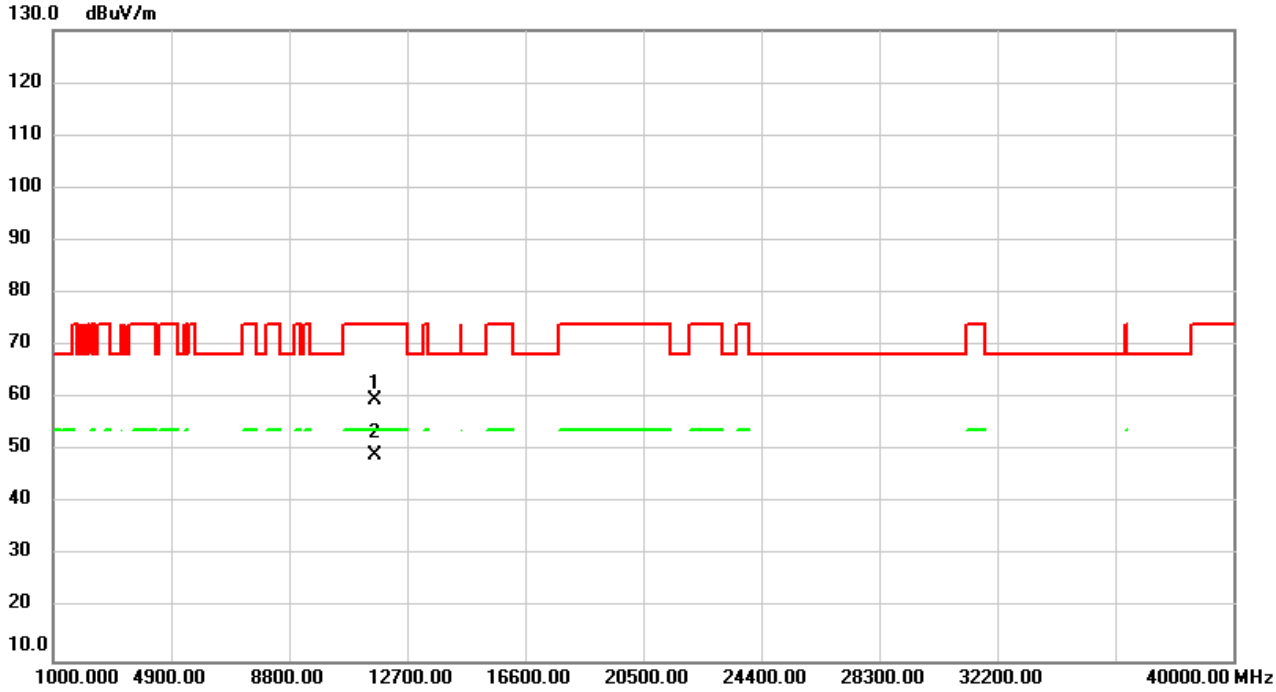

No.	Mk.	Freq.	Reading Level	Correct Factor	Measure-ment	Limit	Over		
		MHz	dBuV	dB	dBuV/m	dBuV/m	dB	Detector	Comment
1		11650.00	53.05	6.64	59.69	74.00	-14.31	peak	
2	*	11650.00	42.37	6.64	49.01	54.00	-4.99	AVG	

REMARKS:
(1) Measurement Value = Reading Level + Correct Factor.
(2) Margin Level = Measurement Value - Limit Value.

Test Mode	IEEE 802.11n (HT20)	Test Date	2023/7/27
Test Frequency	5825MHz	Polarization	Horizontal
Temp	26°C	Hum.	59%

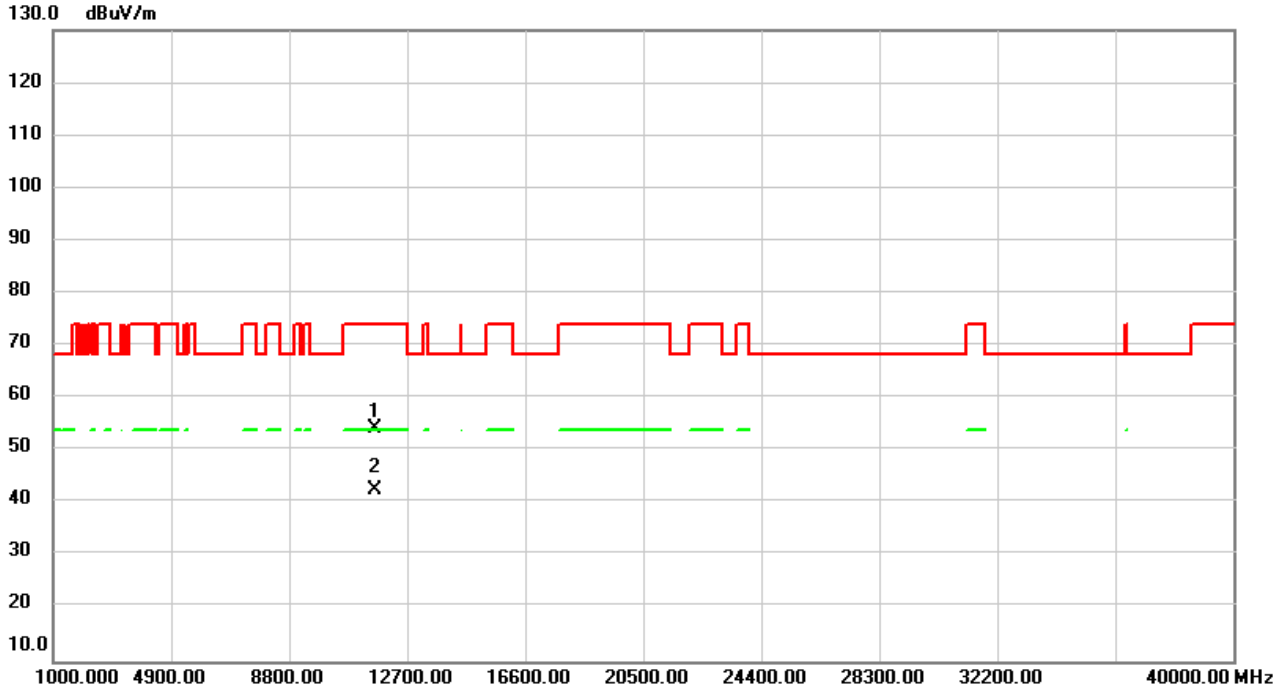

No.	Mk.	Freq.	Reading Level	Correct Factor	Measure-ment	Limit	Over		
		MHz	dBuV	dB	dBuV/m	dBuV/m	dB	Detector	Comment
1		11650.00	47.75	6.64	54.39	74.00	-19.61	peak	
2	*	11650.00	35.78	6.64	42.42	54.00	-11.58	AVG	

REMARKS:
(1) Measurement Value = Reading Level + Correct Factor.
(2) Margin Level = Measurement Value - Limit Value.

Test Mode	IEEE 802.11n (HT40)	Test Date	2023/7/27
Test Frequency	5190MHz	Polarization	Vertical
Temp	26°C	Hum.	59%

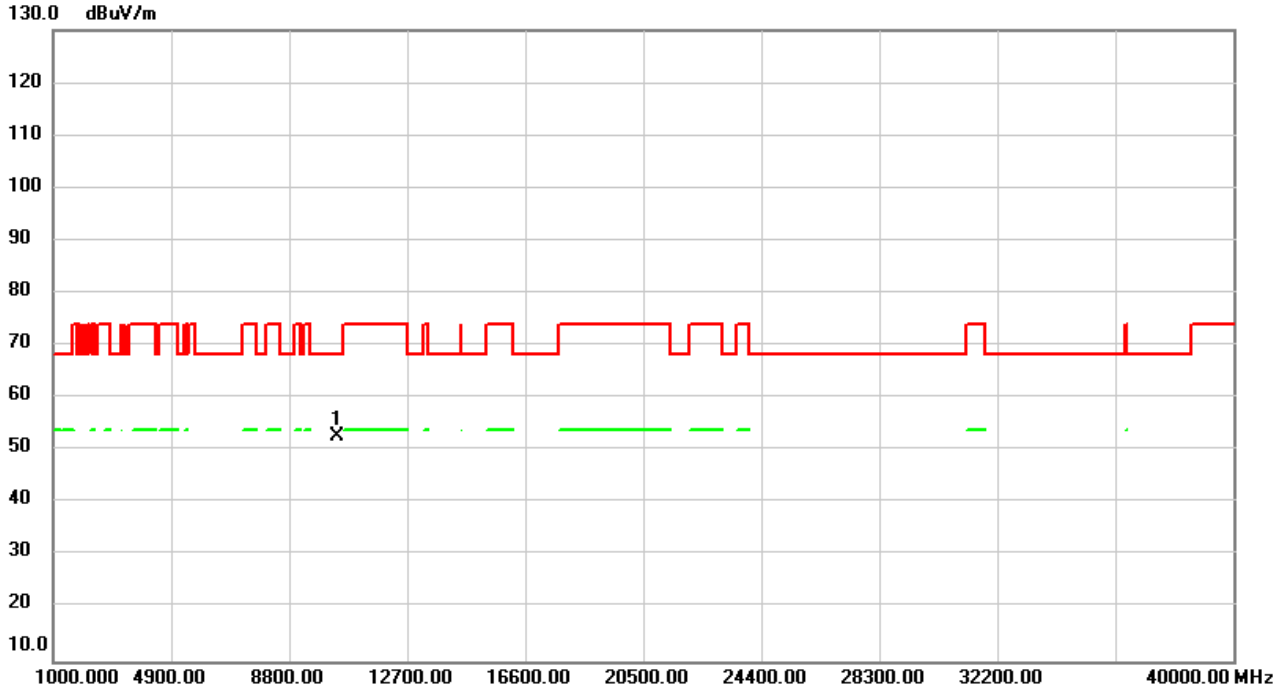

No.	Mk.	Freq.	Reading Level	Correct Factor	Measure-ment	Limit	Over		
		MHz	dBuV	dB	dBuV/m	dBuV/m	dB	Detector	Comment
1	*	10380.00	47.26	5.50	52.76	68.20	-15.44	peak	

REMARKS:
(1) Measurement Value = Reading Level + Correct Factor.
(2) Margin Level = Measurement Value - Limit Value.

Test Mode	IEEE 802.11n (HT40)	Test Date	2023/7/27
Test Frequency	5190MHz	Polarization	Vertical
Temp	26°C	Hum.	59%

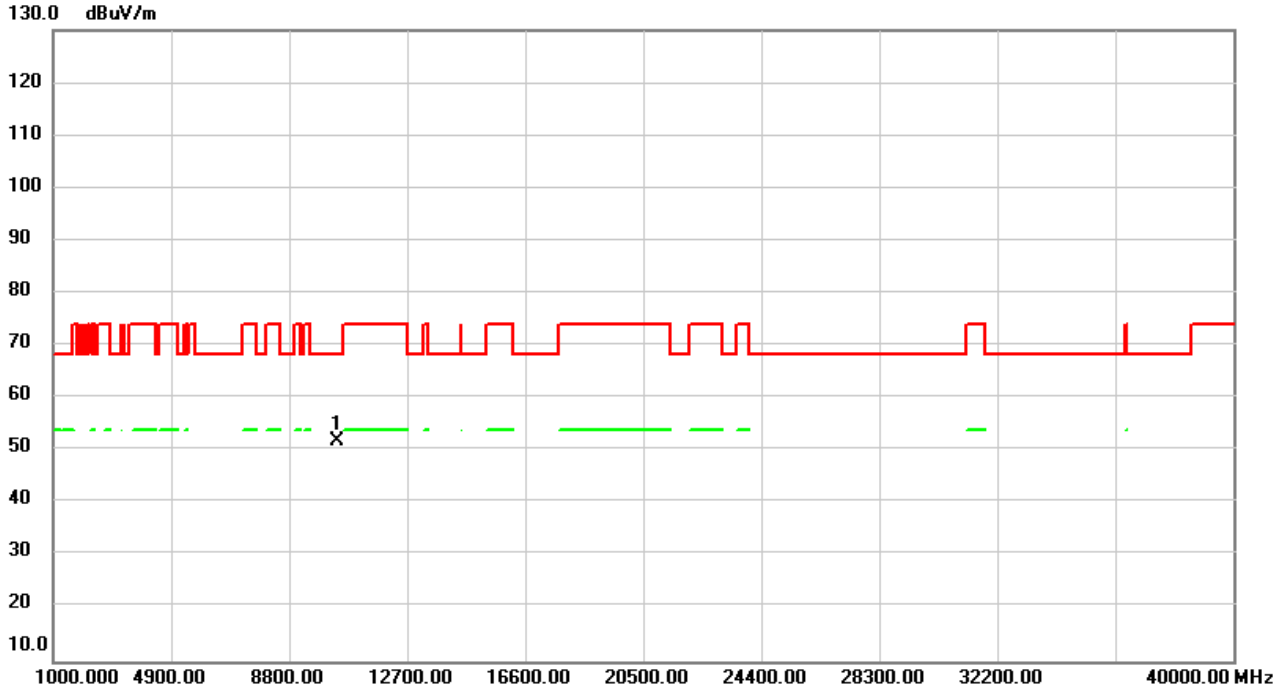

No.	Mk.	Freq.	Reading Level	Correct Factor	Measure-ment	Limit	Over		
		MHz	dBuV	dB	dBuV/m	dBuV/m	dB	Detector	Comment
1	*	10380.00	46.20	5.50	51.70	68.20	-16.50	peak	

REMARKS:
(1) Measurement Value = Reading Level + Correct Factor.
(2) Margin Level = Measurement Value - Limit Value.

Test Mode	IEEE 802.11n (HT40)	Test Date	2023/7/27
Test Frequency	5230MHz	Polarization	Vertical
Temp	26°C	Hum.	59%

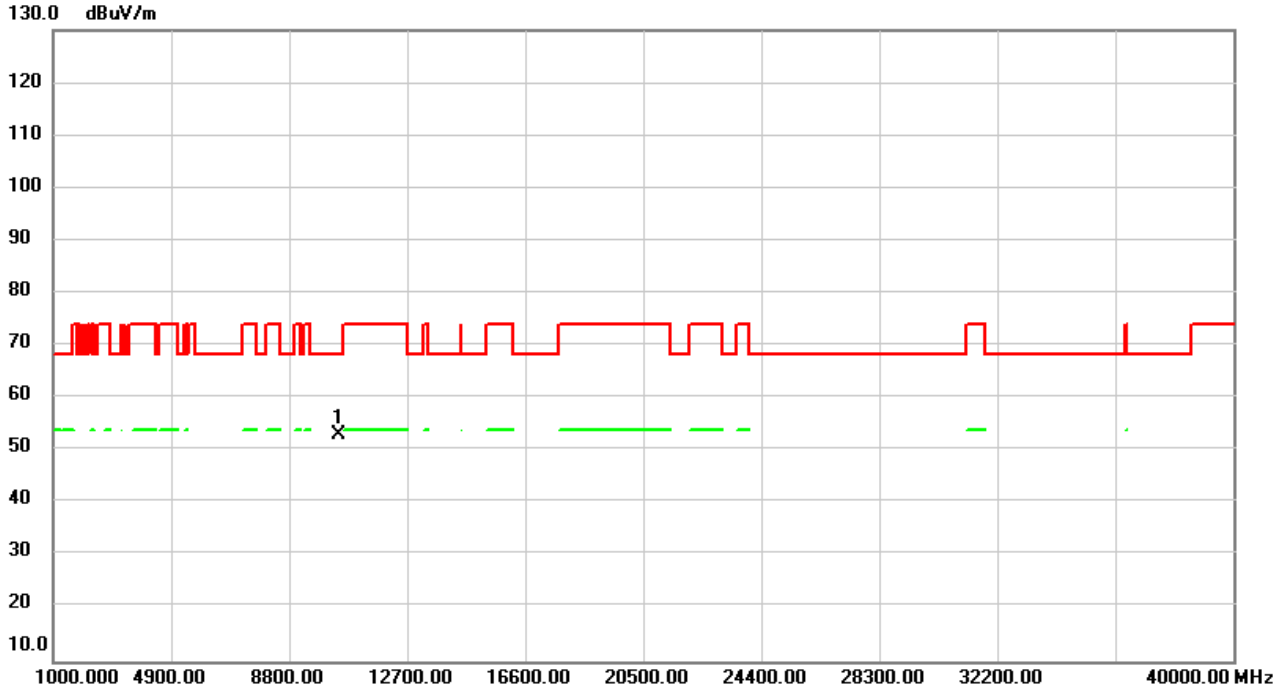

No.	Mk.	Freq.	Reading Level	Correct Factor	Measure-ment	Limit	Over		
		MHz	dBuV	dB	dBuV/m	dBuV/m	dB	Detector	Comment
1	*	10460.00	47.55	5.36	52.91	68.20	-15.29	peak	

REMARKS:
(1) Measurement Value = Reading Level + Correct Factor.
(2) Margin Level = Measurement Value - Limit Value.

Test Mode	IEEE 802.11n (HT40)	Test Date	2023/7/27
Test Frequency	5230MHz	Polarization	Horizontal
Temp	26°C	Hum.	59%

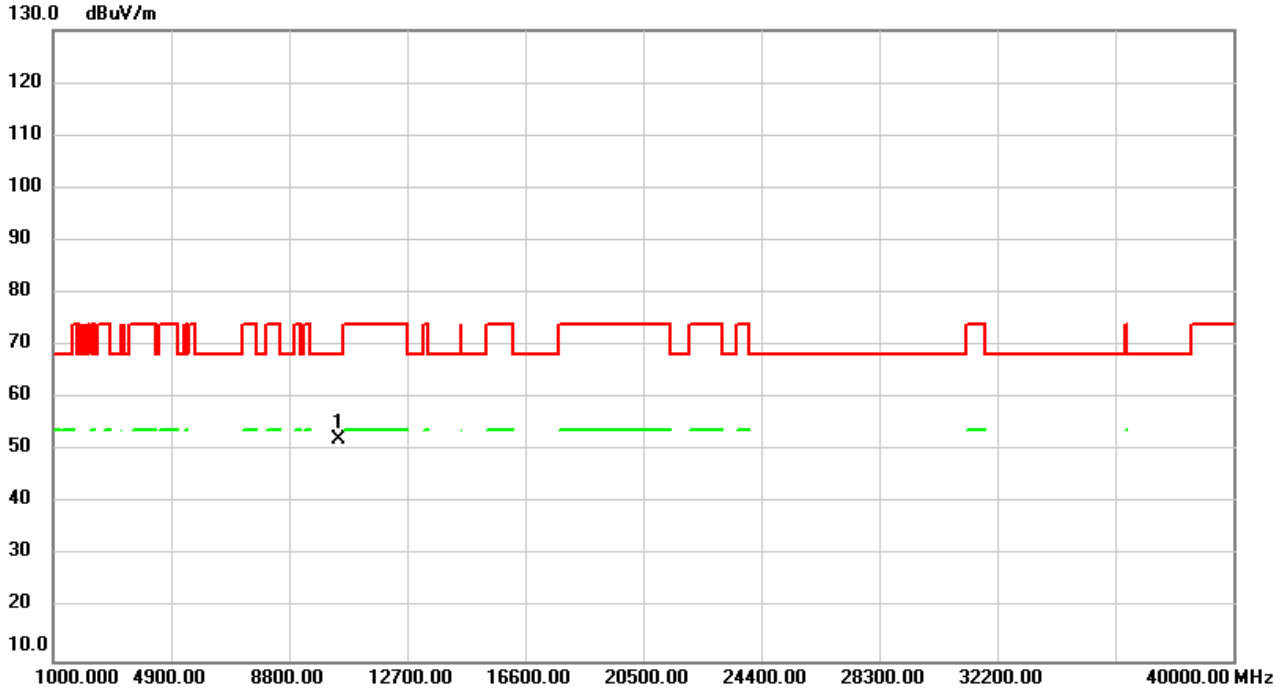

No.	Mk.	Freq.	Reading Level	Correct Factor	Measure-ment	Limit	Over		
		MHz	dBuV	dB	dBuV/m	dBuV/m	dB	Detector	Comment
1	*	10460.00	46.94	5.36	52.30	68.20	-15.90	peak	

REMARKS:
(1) Measurement Value = Reading Level + Correct Factor.
(2) Margin Level = Measurement Value - Limit Value.

Test Mode	IEEE 802.11n (HT40)	Test Date	2023/7/27
Test Frequency	5270MHz	Polarization	Vertical
Temp	26°C	Hum.	59%

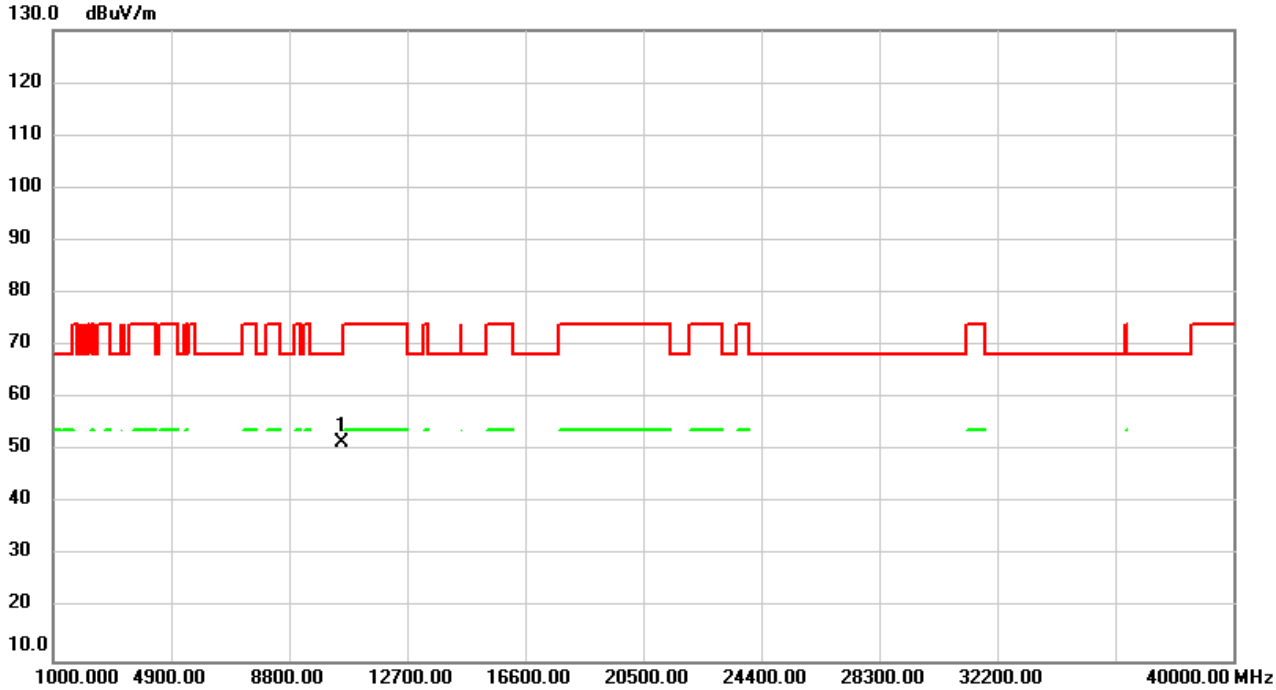

No.	Mk.	Freq.	Reading Level	Correct Factor	Measure-ment	Limit	Over		
		MHz	dBuV	dB	dBuV/m	dBuV/m	dB	Detector	Comment
1	*	10540.00	46.03	5.38	51.41	68.20	-16.79	peak	

REMARKS:
(1) Measurement Value = Reading Level + Correct Factor.
(2) Margin Level = Measurement Value - Limit Value.

Test Mode	IEEE 802.11n (HT40)	Test Date	2023/7/27
Test Frequency	5270MHz	Polarization	Horizontal
Temp	26°C	Hum.	59%

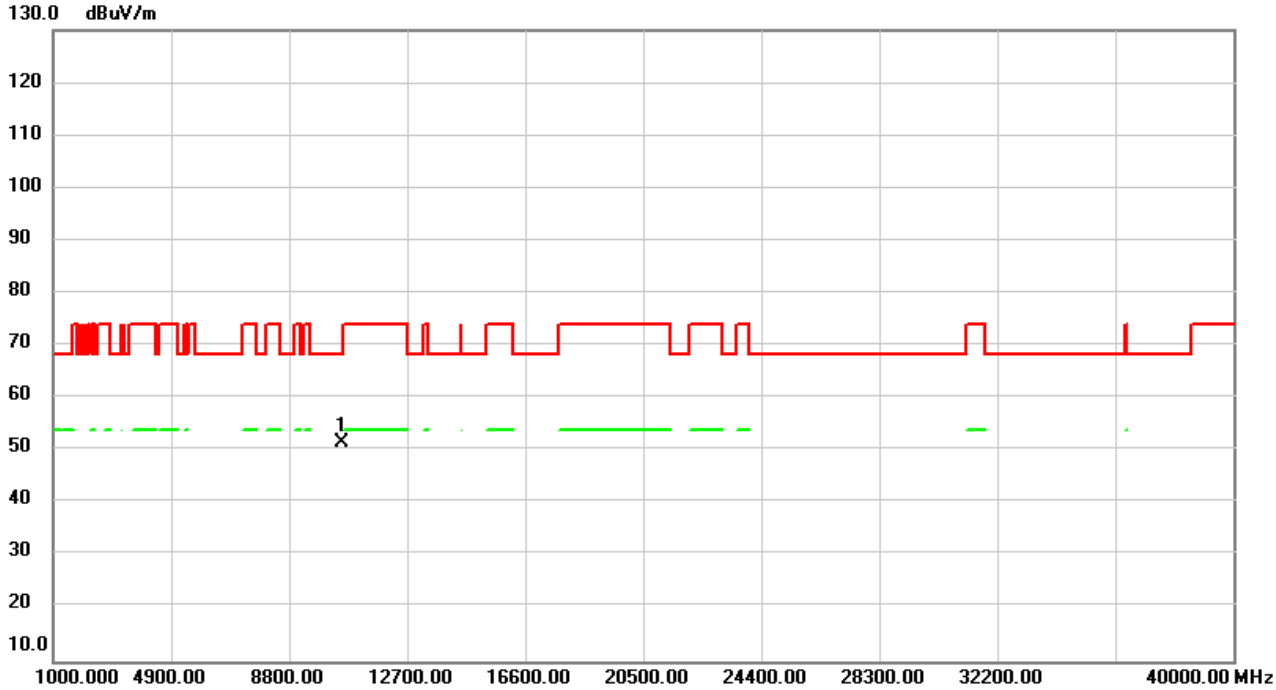

No.	Mk.	Freq.	Reading Level	Correct Factor	Measure-ment	Limit	Over		
		MHz	dBuV	dB	dBuV/m	dBuV/m	dB	Detector	Comment
1	*	10540.00	46.21	5.38	51.59	68.20	-16.61	peak	

REMARKS:
(1) Measurement Value = Reading Level + Correct Factor.
(2) Margin Level = Measurement Value - Limit Value.

Test Mode	IEEE 802.11n (HT40)	Test Date	2023/7/27
Test Frequency	5310MHz	Polarization	Vertical
Temp	26°C	Hum.	59%

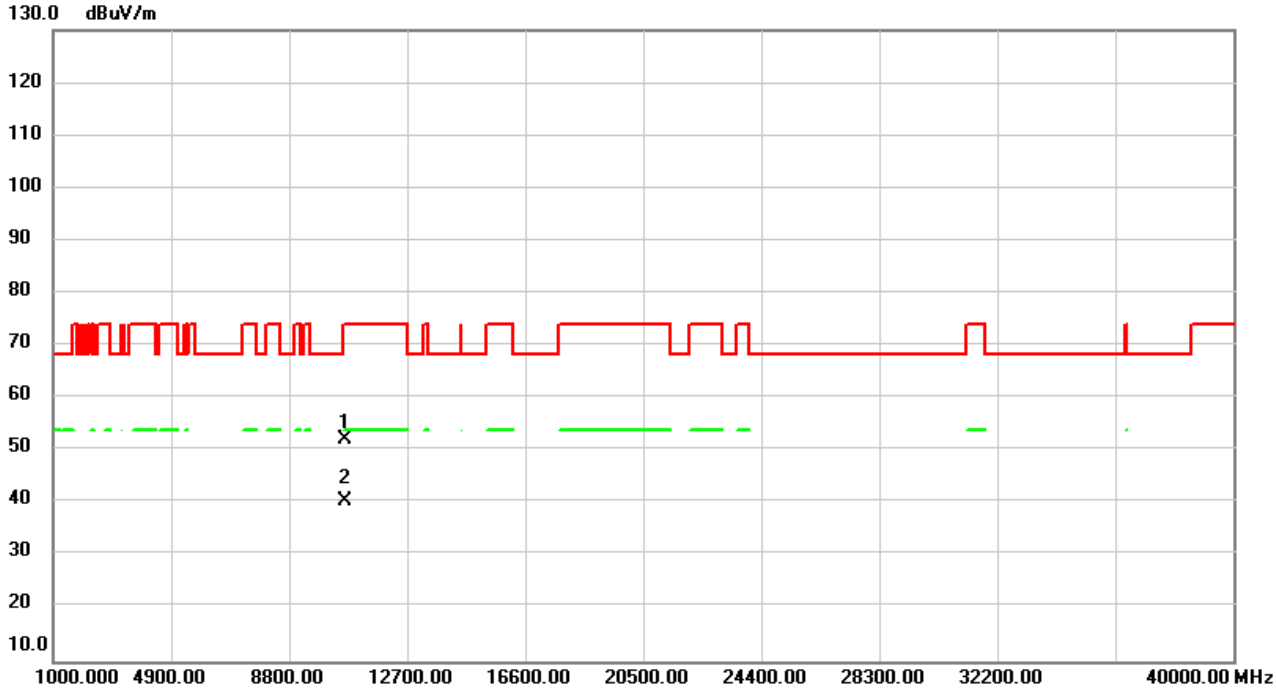

No.	Mk.	Freq.	Reading Level	Correct Factor	Measure-ment	Limit	Over		
		MHz	dBuV	dB	dBuV/m	dBuV/m	dB	Detector	Comment
1		10620.00	46.50	5.56	52.06	74.00	-21.94	peak	
2	*	10620.00	34.90	5.56	40.46	54.00	-13.54	AVG	

REMARKS:
(1) Measurement Value = Reading Level + Correct Factor.
(2) Margin Level = Measurement Value - Limit Value.

Test Mode	IEEE 802.11n (HT40)	Test Date	2023/7/27
Test Frequency	5310MHz	Polarization	Horizontal
Temp	26°C	Hum.	59%

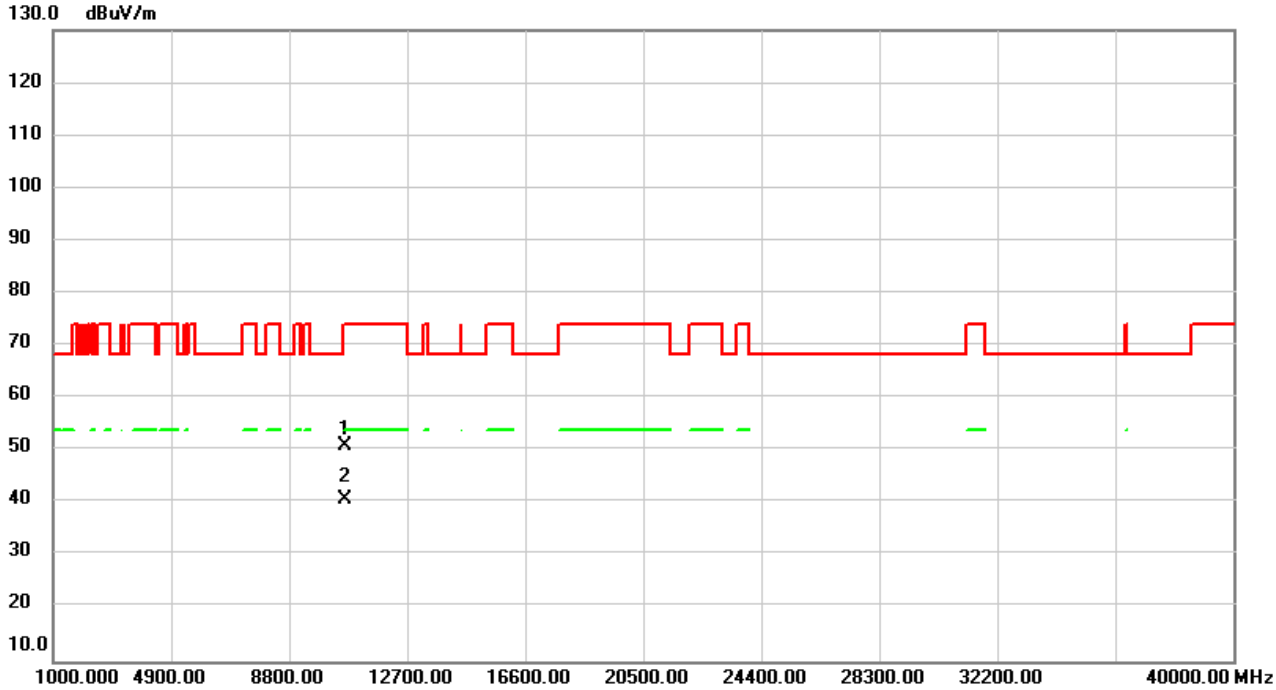

No.	Mk.	Freq.	Reading Level	Correct Factor	Measure-ment	Limit	Over		
		MHz	dBuV	dB	dBuV/m	dBuV/m	dB	Detector	Comment
1		10620.00	45.37	5.56	50.93	74.00	-23.07	peak	
2	*	10620.00	35.25	5.56	40.81	54.00	-13.19	AVG	

REMARKS:
(1) Measurement Value = Reading Level + Correct Factor.
(2) Margin Level = Measurement Value - Limit Value.

Test Mode	IEEE 802.11n (HT40)	Test Date	2023/7/27
Test Frequency	5510MHz	Polarization	Vertical
Temp	26°C	Hum.	59%

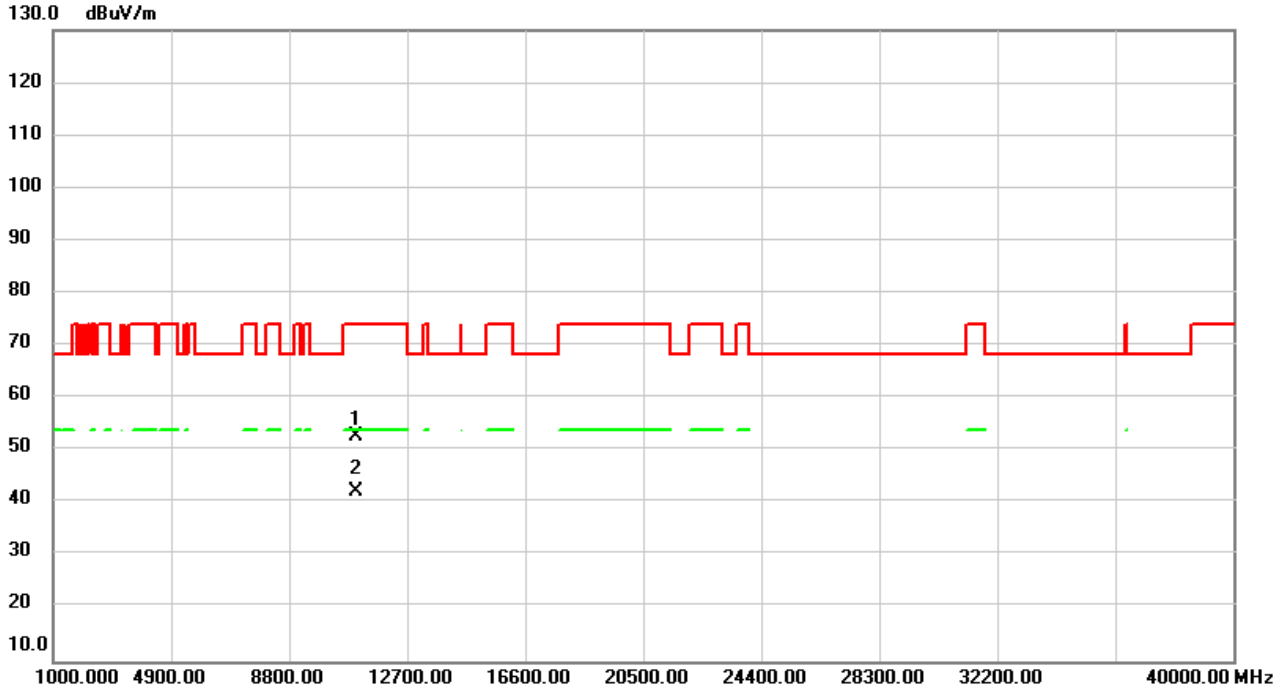

No.	Mk.	Freq.	Reading Level	Correct Factor	Measure-ment	Limit	Over		
		MHz	dBuV	dB	dBuV/m	dBuV/m	dB	Detector	Comment
1		11020.00	46.25	6.45	52.70	74.00	-21.30	peak	
2	*	11020.00	35.85	6.45	42.30	54.00	-11.70	AVG	

REMARKS:
(1) Measurement Value = Reading Level + Correct Factor.
(2) Margin Level = Measurement Value - Limit Value.

Test Mode	IEEE 802.11n (HT40)	Test Date	2023/7/27
Test Frequency	5510MHz	Polarization	Horizontal
Temp	26°C	Hum.	59%

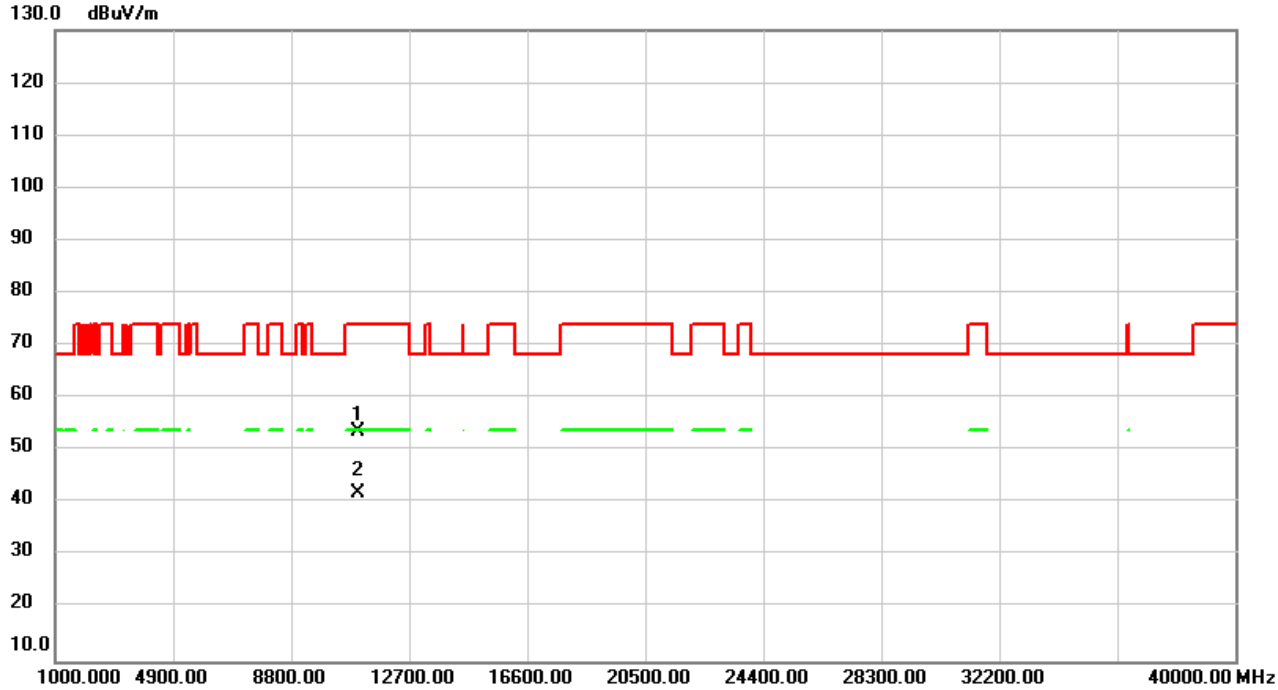

No.	Mk.	Freq.	Reading Level	Correct Factor	Measure-ment	Limit	Over		
		MHz	dBuV	dB	dBuV/m	dBuV/m	dB	Detector	Comment
1		11020.00	47.30	6.45	53.75	74.00	-20.25	peak	
2	*	11020.00	35.55	6.45	42.00	54.00	-12.00	AVG	

REMARKS:
(1) Measurement Value = Reading Level + Correct Factor.
(2) Margin Level = Measurement Value - Limit Value.

Test Mode	IEEE 802.11n (HT40)	Test Date	2023/7/27
Test Frequency	5550MHz	Polarization	Vertical
Temp	26°C	Hum.	59%

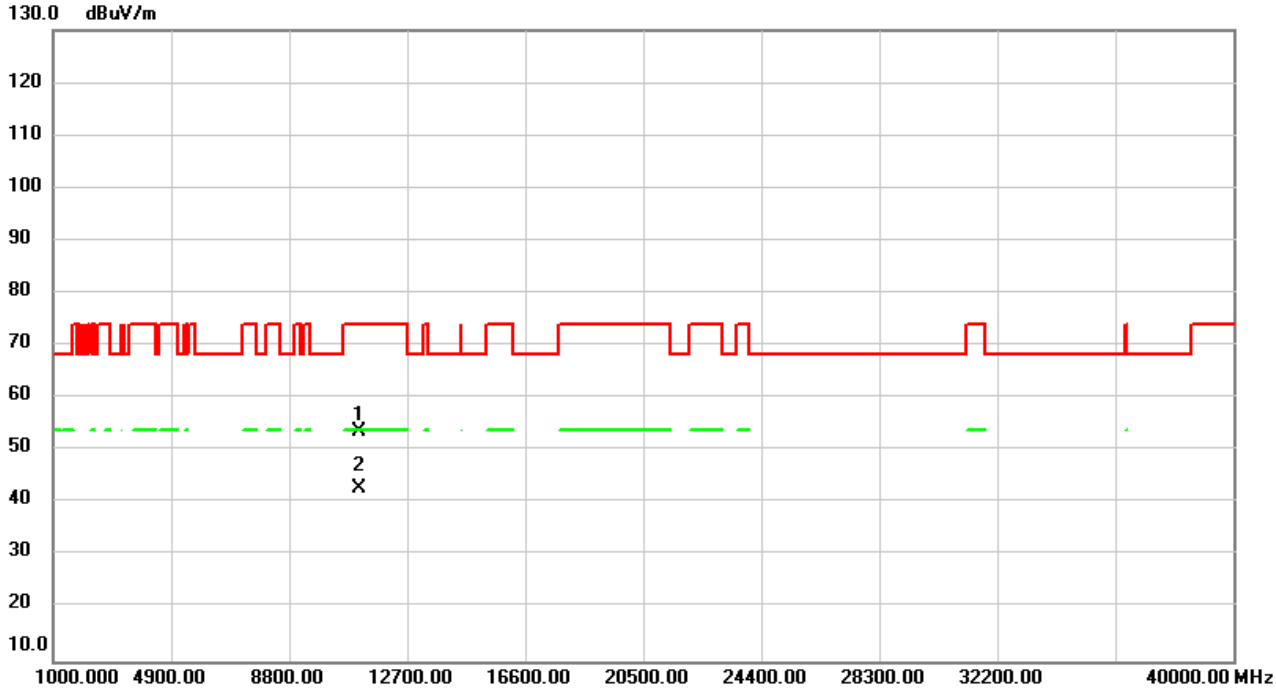

No.	Mk.	Freq.	Reading Level	Correct Factor	Measure-ment	Limit	Over		
		MHz	dBuV	dB	dBuV/m	dBuV/m	dB	Detector	Comment
1		11100.00	47.22	6.51	53.73	74.00	-20.27	peak	
2	*	11100.00	36.21	6.51	42.72	54.00	-11.28	AVG	

REMARKS:
(1) Measurement Value = Reading Level + Correct Factor.
(2) Margin Level = Measurement Value - Limit Value.

Test Mode	IEEE 802.11n (HT40)	Test Date	2023/7/27
Test Frequency	5550MHz	Polarization	Horizontal
Temp	26°C	Hum.	59%

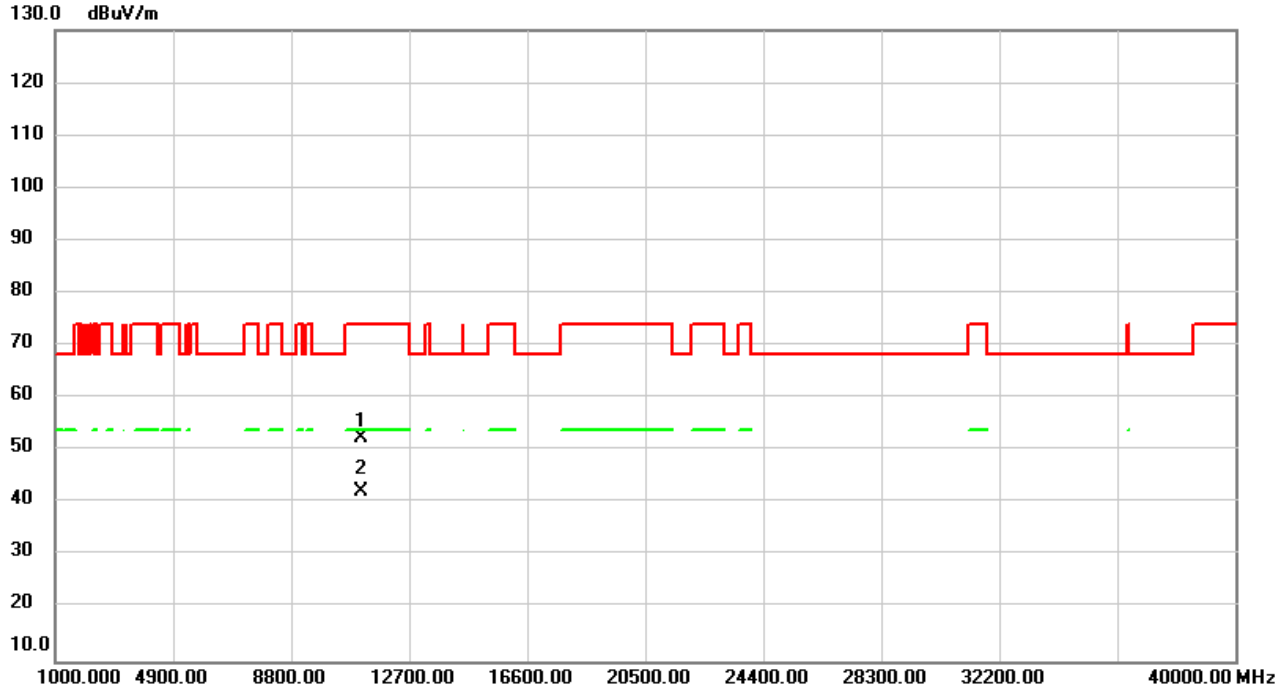

No.	Mk.	Freq.	Reading Level	Correct Factor	Measure-ment	Limit	Over		
		MHz	dBuV	dB	dBuV/m	dBuV/m	dB	Detector	Comment
1		11100.00	46.05	6.51	52.56	74.00	-21.44	peak	
2	*	11100.00	35.59	6.51	42.10	54.00	-11.90	AVG	

REMARKS:
(1) Measurement Value = Reading Level + Correct Factor.
(2) Margin Level = Measurement Value - Limit Value.

Test Mode	IEEE 802.11n (HT40)	Test Date	2023/7/27
Test Frequency	5670MHz	Polarization	Vertical
Temp	26°C	Hum.	59%

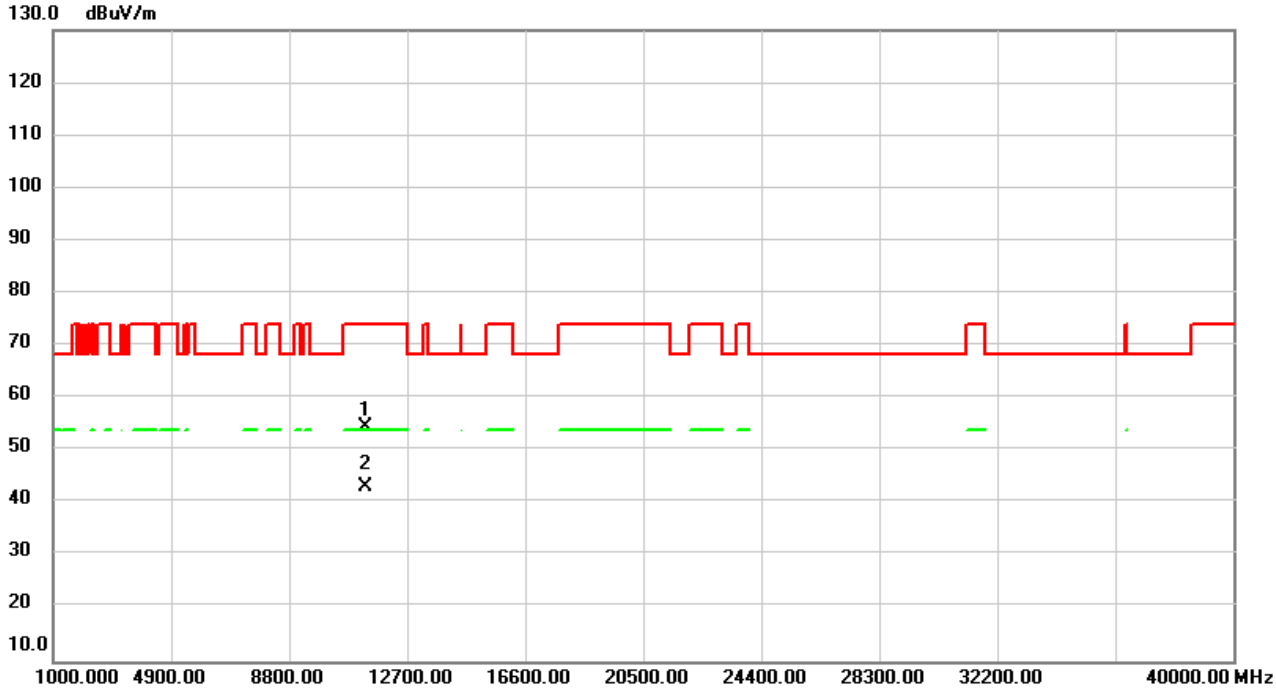

No.	Mk.	Freq.	Reading Level	Correct Factor	Measure-ment	Limit	Over		
		MHz	dBuV	dB	dBuV/m	dBuV/m	dB	Detector	Comment
1		11340.00	47.77	6.65	54.42	74.00	-19.58	peak	
2	*	11340.00	36.48	6.65	43.13	54.00	-10.87	AVG	

REMARKS:
(1) Measurement Value = Reading Level + Correct Factor.
(2) Margin Level = Measurement Value - Limit Value.

Test Mode	IEEE 802.11n (HT40)	Test Date	2023/7/27
Test Frequency	5670MHz	Polarization	Horizontal
Temp	26°C	Hum.	59%

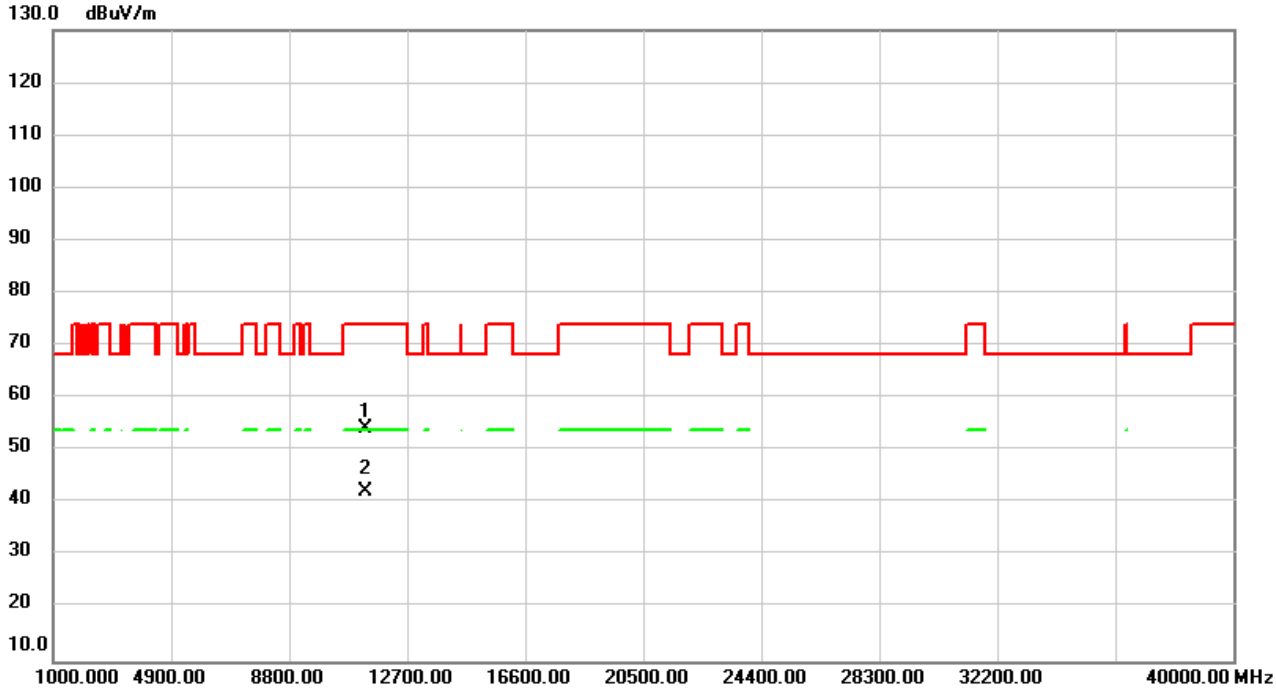

No.	Mk.	Freq.	Reading Level	Correct Factor	Measure-ment	Limit	Over		
		MHz	dBuV	dB	dBuV/m	dBuV/m	dB	Detector	Comment
1		11340.00	47.66	6.65	54.31	74.00	-19.69	peak	
2	*	11340.00	35.65	6.65	42.30	54.00	-11.70	AVG	

REMARKS:
(1) Measurement Value = Reading Level + Correct Factor.
(2) Margin Level = Measurement Value - Limit Value.

Test Mode	IEEE 802.11n (HT40)	Test Date	2023/7/27
Test Frequency	5755MHz	Polarization	Vertical
Temp	26°C	Hum.	59%

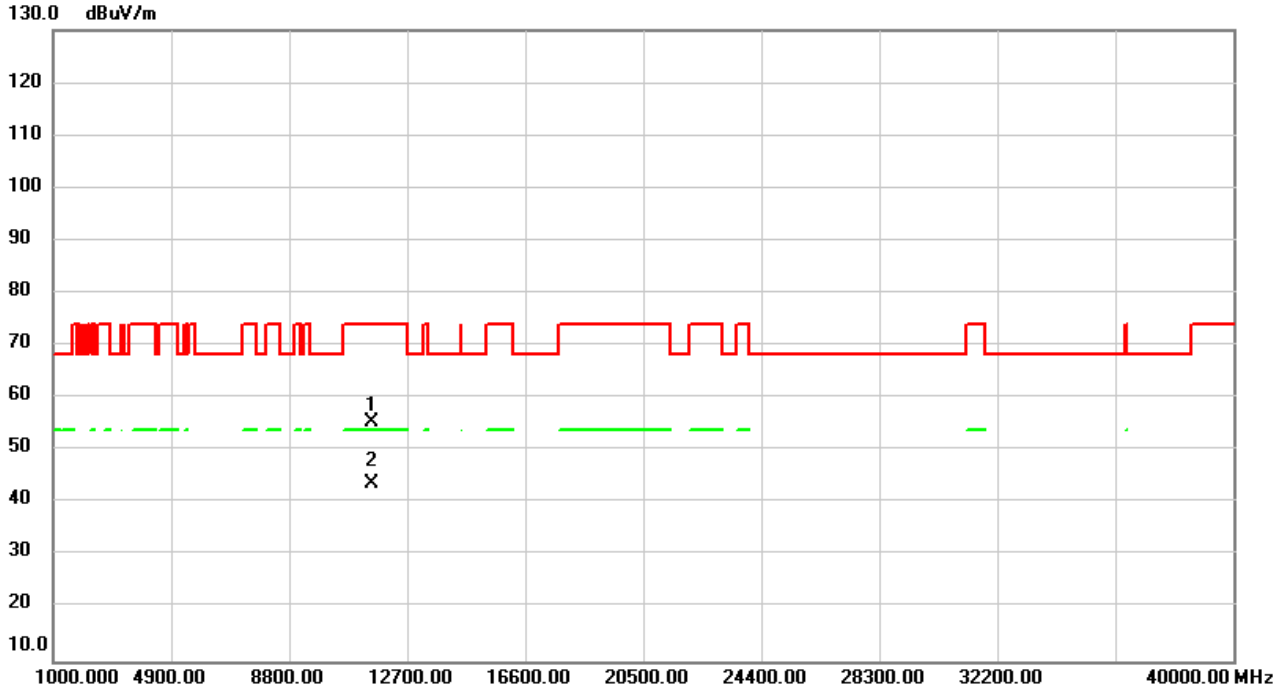

No.	Mk.	Freq.	Reading Level	Correct Factor	Measure-ment	Limit	Over		
		MHz	dBuV	dB	dBuV/m	dBuV/m	dB	Detector	Comment
1		11510.00	48.69	6.74	55.43	74.00	-18.57	peak	
2	*	11510.00	37.12	6.74	43.86	54.00	-10.14	AVG	

REMARKS:
(1) Measurement Value = Reading Level + Correct Factor.
(2) Margin Level = Measurement Value - Limit Value.

Test Mode	IEEE 802.11n (HT40)	Test Date	2023/7/27
Test Frequency	5755MHz	Polarization	Horizontal
Temp	26°C	Hum.	59%

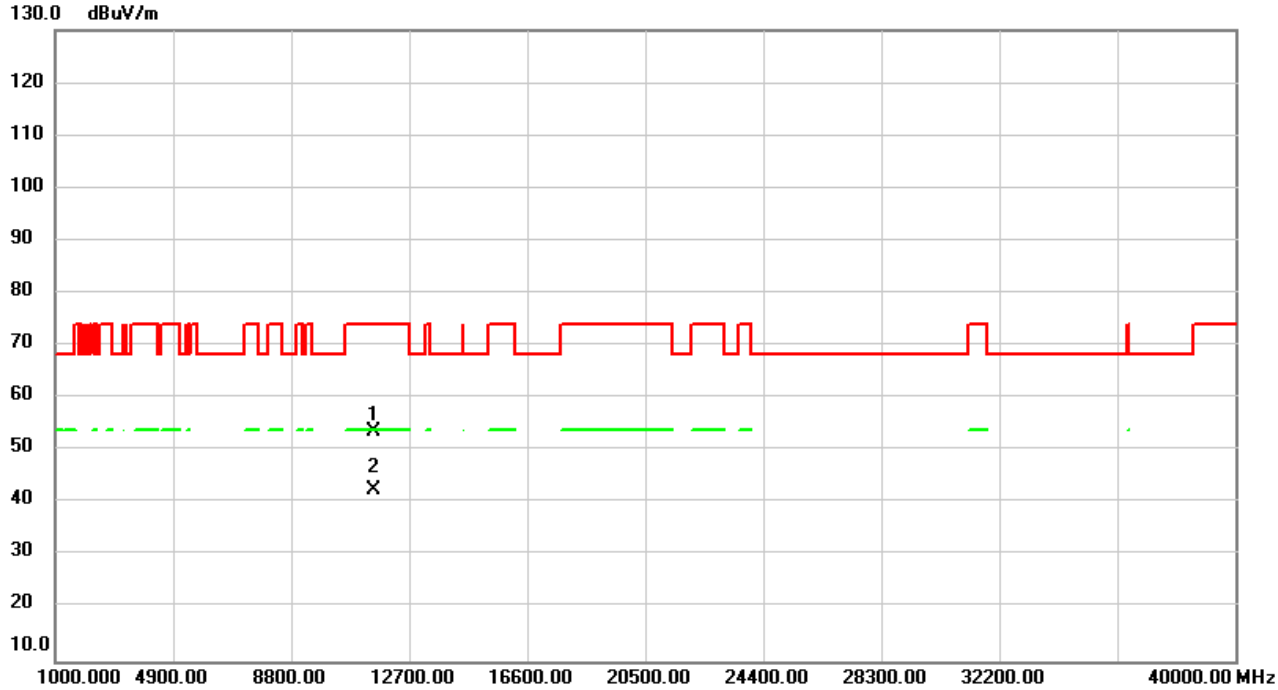

No.	Mk.	Freq.	Reading Level	Correct Factor	Measure-ment	Limit	Over		
		MHz	dBuV	dB	dBuV/m	dBuV/m	dB	Detector	Comment
1		11510.00	46.79	6.74	53.53	74.00	-20.47	peak	
2	*	11510.00	35.83	6.74	42.57	54.00	-11.43	AVG	

REMARKS:
(1) Measurement Value = Reading Level + Correct Factor.
(2) Margin Level = Measurement Value - Limit Value.

Test Mode	IEEE 802.11n (HT40)	Test Date	2023/7/27
Test Frequency	5795MHz	Polarization	Vertical
Temp	26°C	Hum.	59%

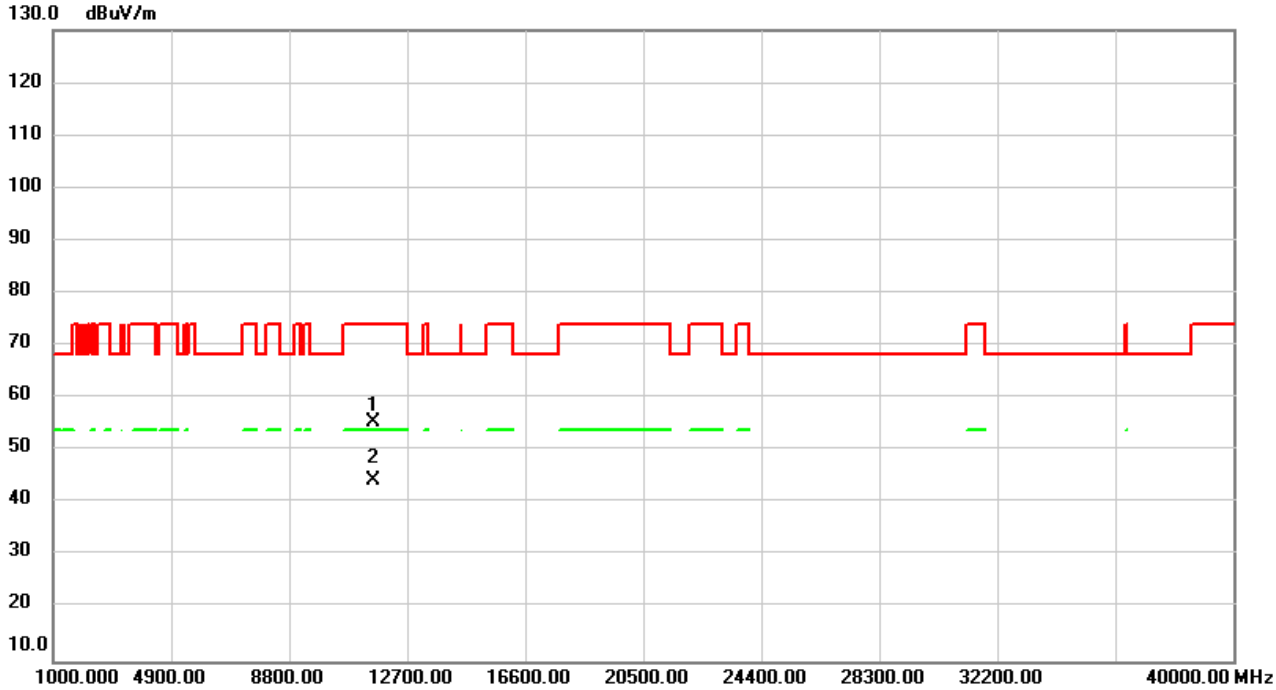

No.	Mk.	Freq.	Reading Level	Correct Factor	Measure-ment	Limit	Over		
		MHz	dBuV	dB	dBuV/m	dBuV/m	dB	Detector	Comment
1		11590.00	48.69	6.68	55.37	74.00	-18.63	peak	
2	*	11590.00	37.53	6.68	44.21	54.00	-9.79	AVG	

REMARKS:
(1) Measurement Value = Reading Level + Correct Factor.
(2) Margin Level = Measurement Value - Limit Value.

Test Mode	IEEE 802.11n (HT40)	Test Date	2023/7/27
Test Frequency	5795MHz	Polarization	Horizontal
Temp	26°C	Hum.	59%

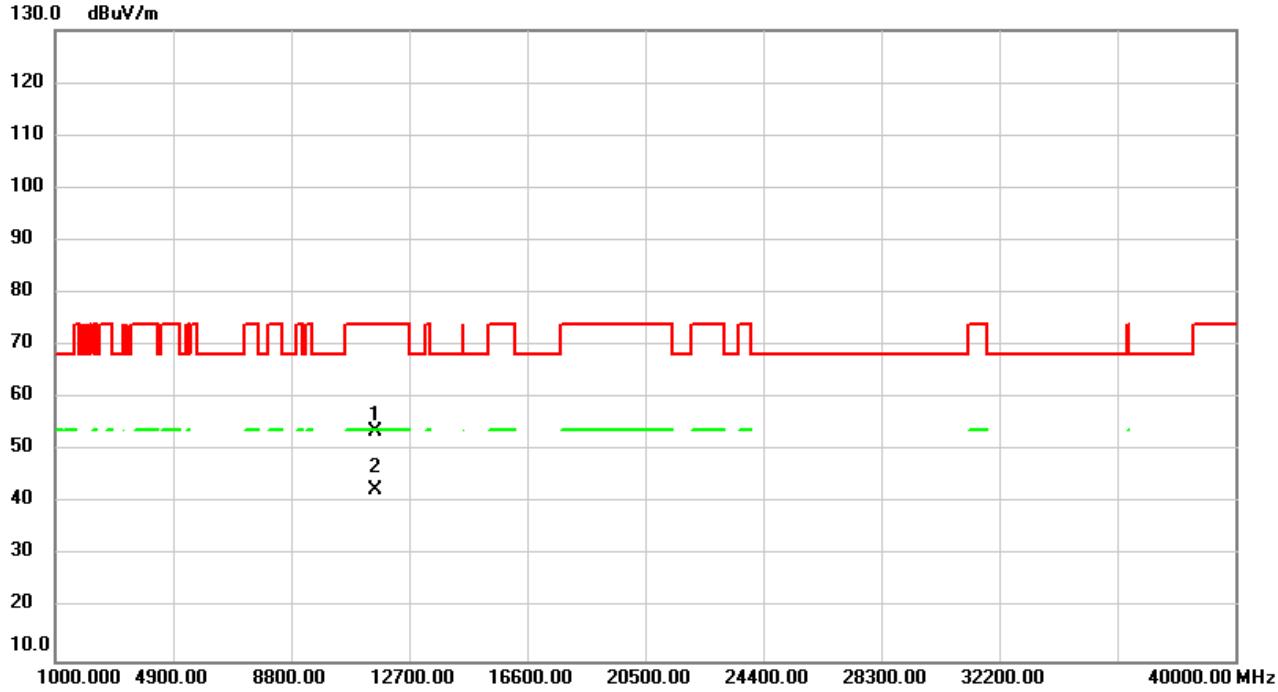

No.	Mk.	Freq.	Reading Level	Correct Factor	Measure-ment	Limit	Over		
		MHz	dBuV	dB	dBuV/m	dBuV/m	dB	Detector	Comment
1		11590.00	46.96	6.68	53.64	74.00	-20.36	peak	
2	*	11590.00	35.74	6.68	42.42	54.00	-11.58	AVG	

REMARKS:
(1) Measurement Value = Reading Level + Correct Factor.
(2) Margin Level = Measurement Value - Limit Value.

Test Mode	IEEE 802.11ac (VHT80)	Test Date	2023/7/27
Test Frequency	5210MHz	Polarization	Vertical
Temp	26°C	Hum.	59%

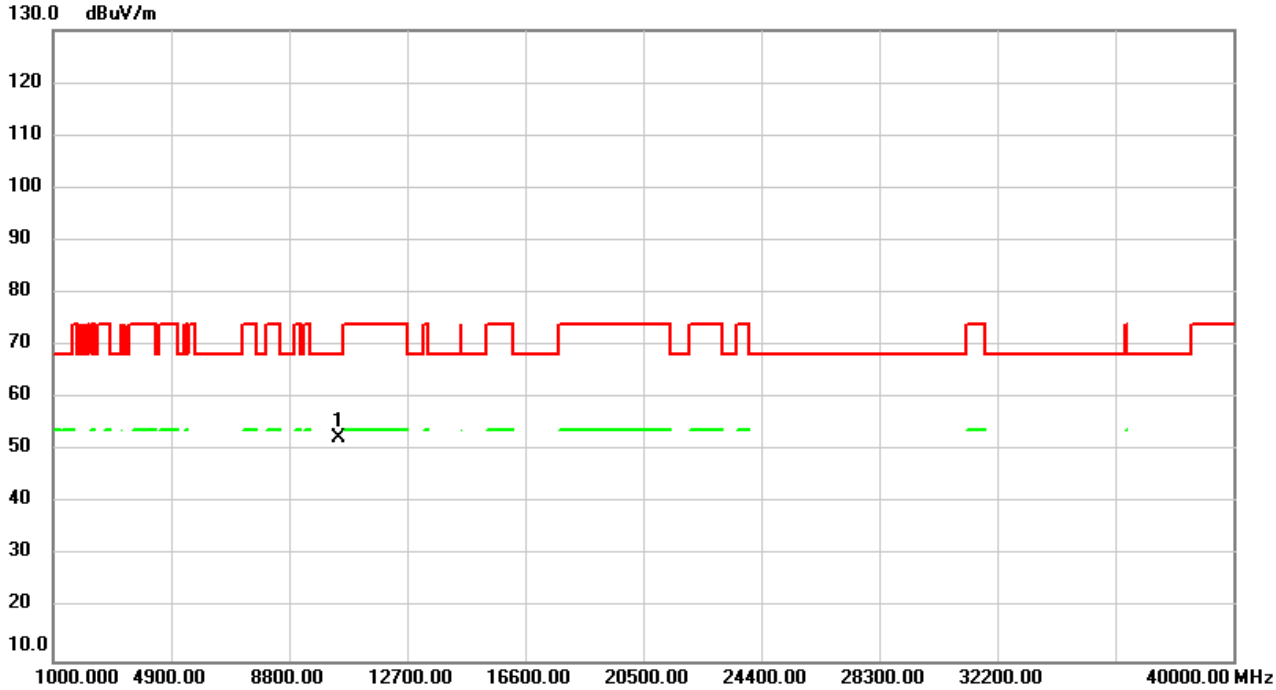

No.	Mk.	Freq.	Reading Level	Correct Factor	Measure-ment	Limit	Over		
		MHz	dBuV	dB	dBuV/m	dBuV/m	dB	Detector	Comment
1	*	10420.00	47.17	5.42	52.59	68.20	-15.61	peak	

REMARKS:
(1) Measurement Value = Reading Level + Correct Factor.
(2) Margin Level = Measurement Value - Limit Value.

Test Mode	IEEE 802.11ac (VHT80)	Test Date	2023/7/27
Test Frequency	5210MHz	Polarization	Horizontal
Temp	26°C	Hum.	59%

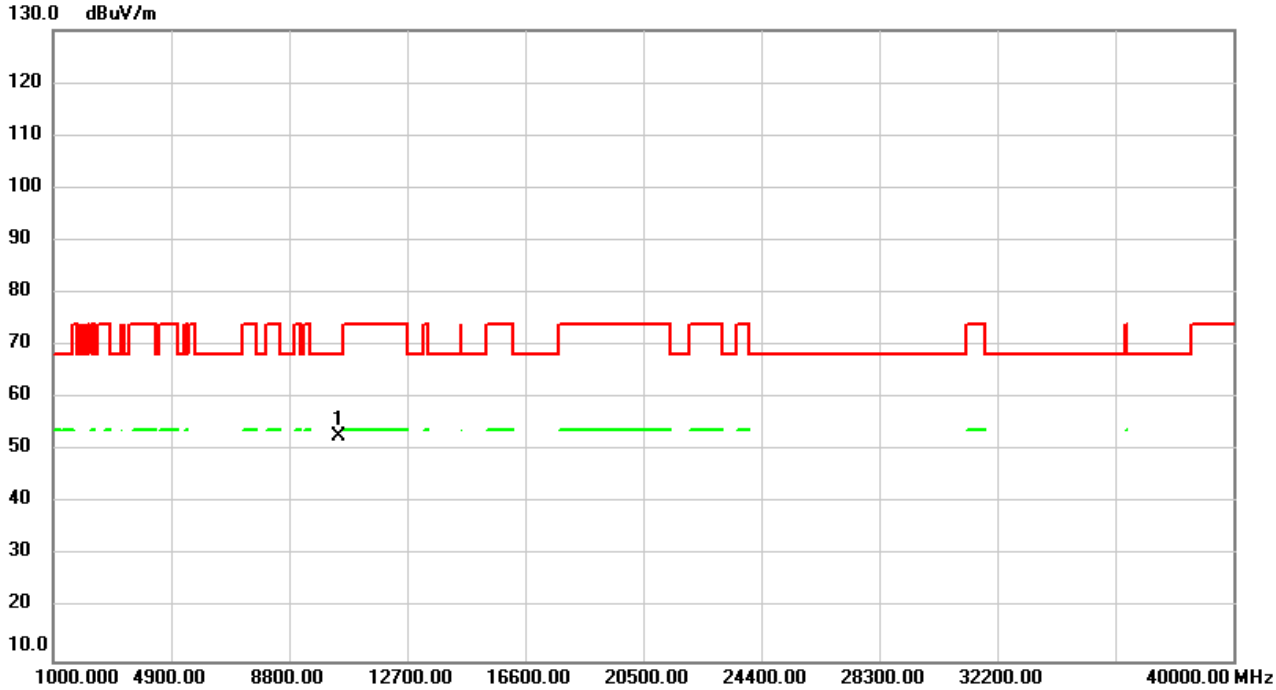

No.	Mk.	Freq.	Reading Level	Correct Factor	Measure-ment	Limit	Over		
		MHz	dBuV	dB	dBuV/m	dBuV/m	dB	Detector	Comment
1	*	10420.00	47.22	5.42	52.64	68.20	-15.56	peak	

REMARKS:
(1) Measurement Value = Reading Level + Correct Factor.
(2) Margin Level = Measurement Value - Limit Value.

Test Mode	IEEE 802.11ac (VHT80)	Test Date	2023/7/27
Test Frequency	5290MHz	Polarization	Vertical
Temp	26°C	Hum.	59%

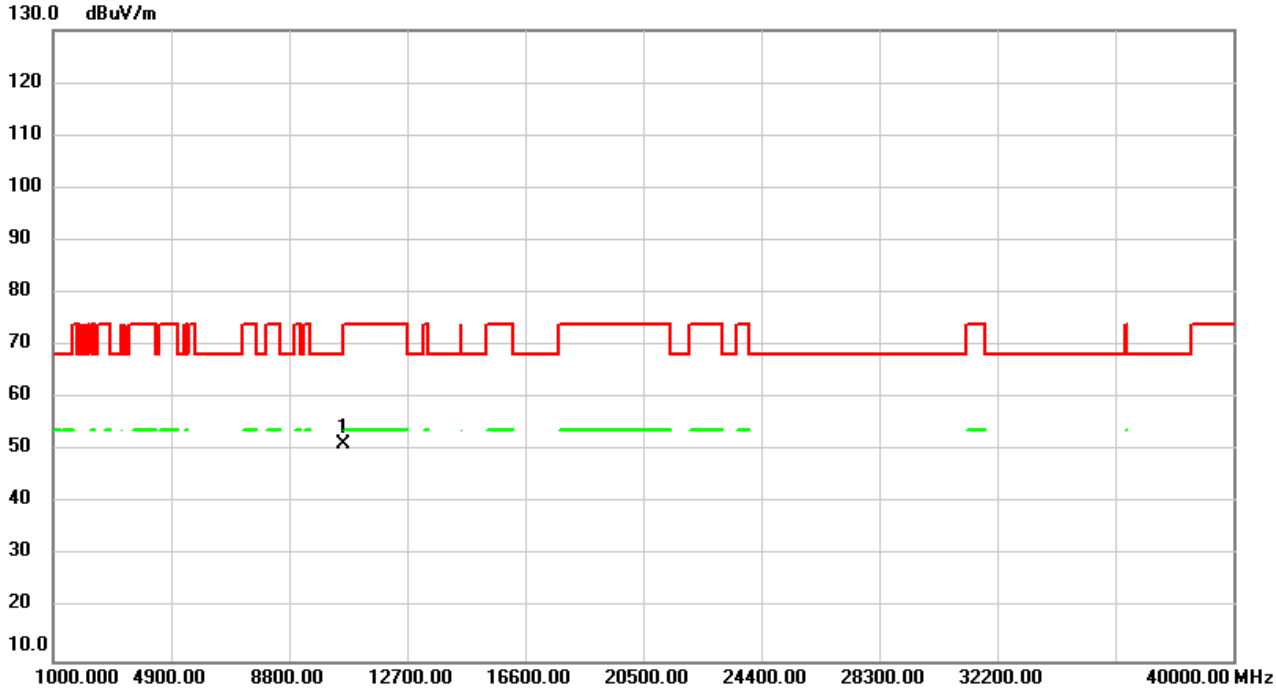

No.	Mk.	Freq.	Reading Level	Correct Factor	Measure-ment	Limit	Over		
		MHz	dBuV	dB	dBuV/m	dBuV/m	dB	Detector	Comment
1	*	10580.00	45.68	5.46	51.14	68.20	-17.06	peak	

REMARKS:
(1) Measurement Value = Reading Level + Correct Factor.
(2) Margin Level = Measurement Value - Limit Value.

Test Mode	IEEE 802.11ac (VHT80)	Test Date	2023/7/27
Test Frequency	5290MHz	Polarization	Horizontal
Temp	26°C	Hum.	59%

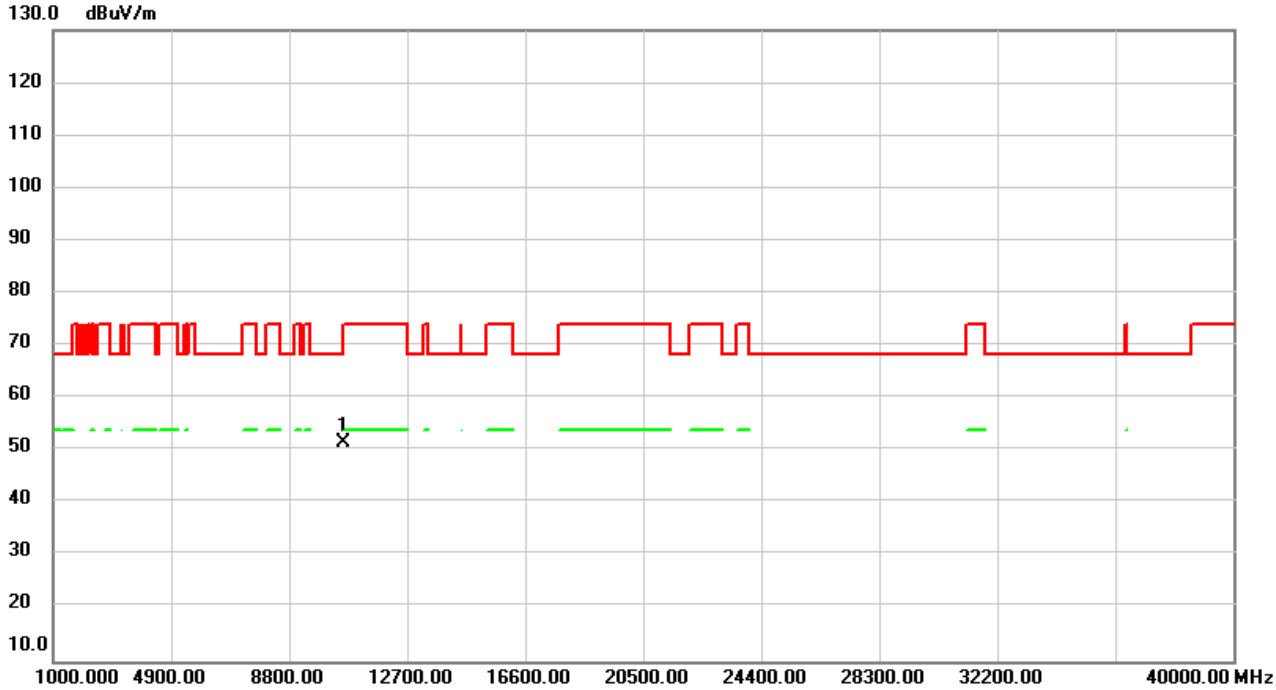

No.	Mk.	Freq.	Reading Level	Correct Factor	Measure-ment	Limit	Over		
		MHz	dBuV	dB	dBuV/m	dBuV/m	dB	Detector	Comment
1	*	10580.00	46.22	5.46	51.68	68.20	-16.52	peak	

REMARKS:
(1) Measurement Value = Reading Level + Correct Factor.
(2) Margin Level = Measurement Value - Limit Value.

Test Mode	IEEE 802.11ac (VHT80)	Test Date	2023/7/27
Test Frequency	5530MHz	Polarization	Vertical
Temp	26°C	Hum.	59%

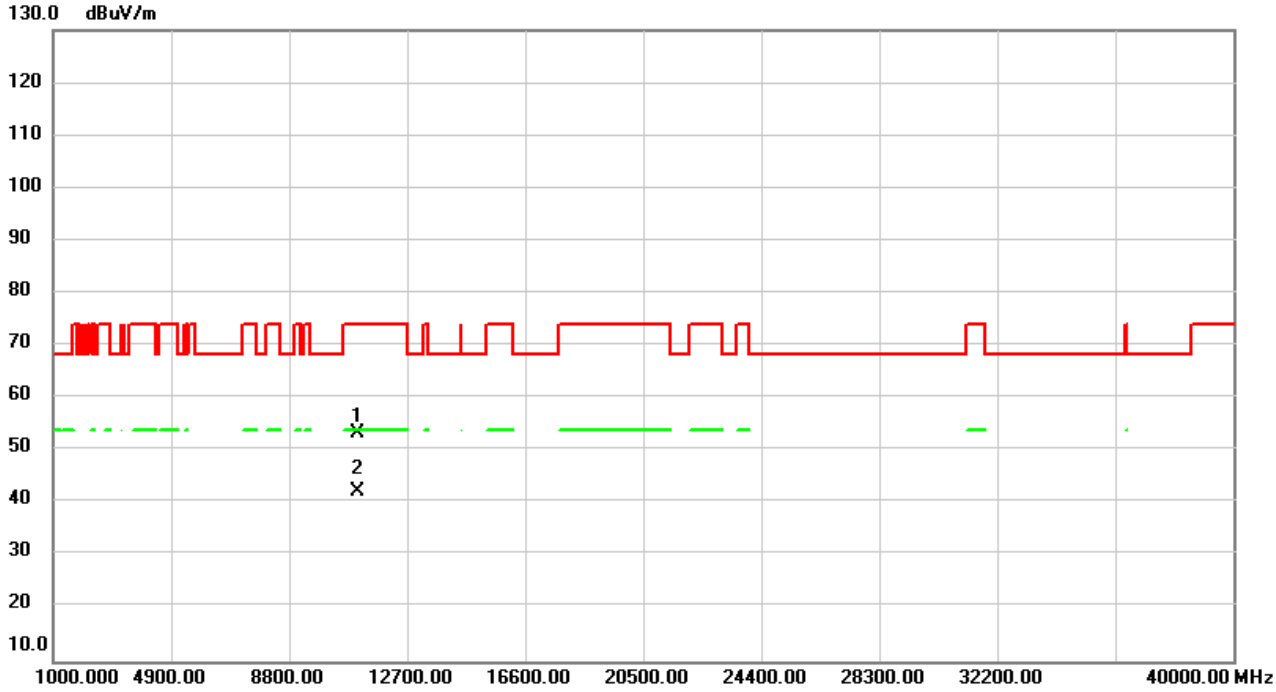

No.	Mk.	Freq.	Reading Level	Correct Factor	Measure-ment	Limit	Over		
		MHz	dBuV	dB	dBuV/m	dBuV/m	dB	Detector	Comment
1		11060.00	46.90	6.48	53.38	74.00	-20.62	peak	
2	*	11060.00	35.84	6.48	42.32	54.00	-11.68	AVG	

REMARKS:
(1) Measurement Value = Reading Level + Correct Factor.
(2) Margin Level = Measurement Value - Limit Value.

Test Mode	IEEE 802.11ac (VHT80)	Test Date	2023/7/27
Test Frequency	5530MHz	Polarization	Horizontal
Temp	26°C	Hum.	59%

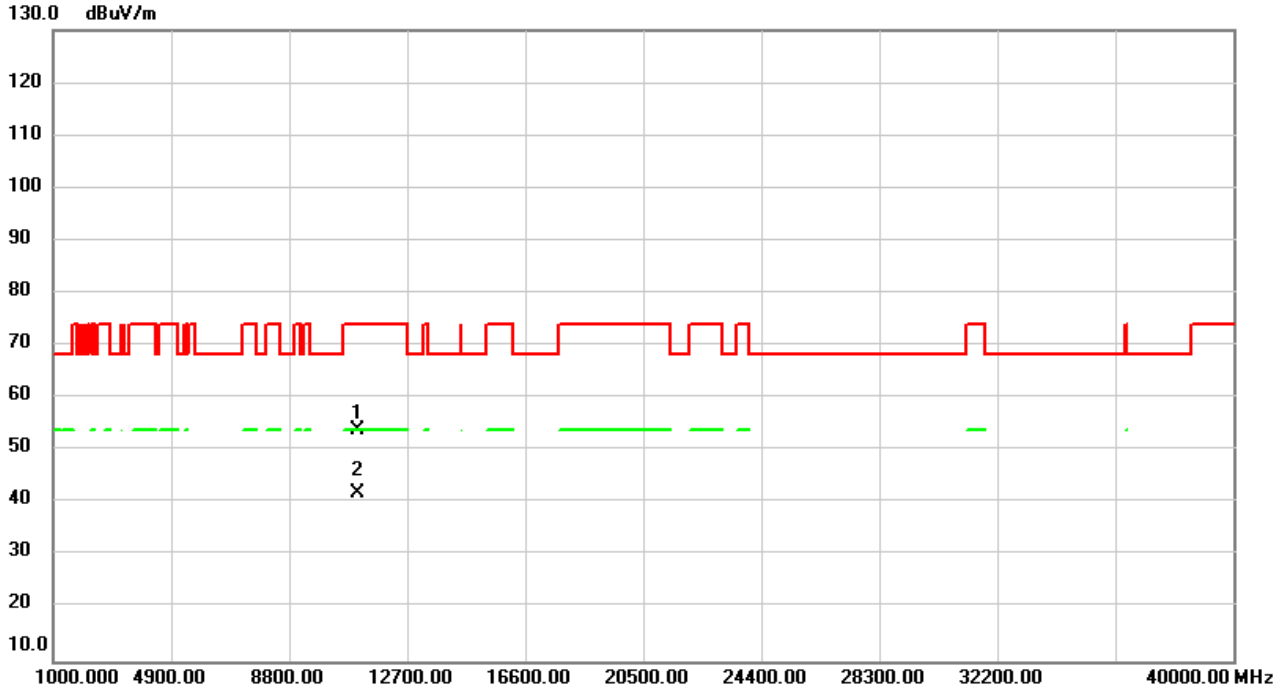

No.	Mk.	Freq.	Reading Level	Correct Factor	Measure-ment	Limit	Over		
		MHz	dBuV	dB	dBuV/m	dBuV/m	dB	Detector	Comment
1		11060.00	47.53	6.48	54.01	74.00	-19.99	peak	
2	*	11060.00	35.54	6.48	42.02	54.00	-11.98	AVG	

REMARKS:
(1) Measurement Value = Reading Level + Correct Factor.
(2) Margin Level = Measurement Value - Limit Value.

Test Mode	IEEE 802.11ac (VHT80)	Test Date	2023/7/27
Test Frequency	5610MHz	Polarization	Vertical
Temp	26°C	Hum.	59%

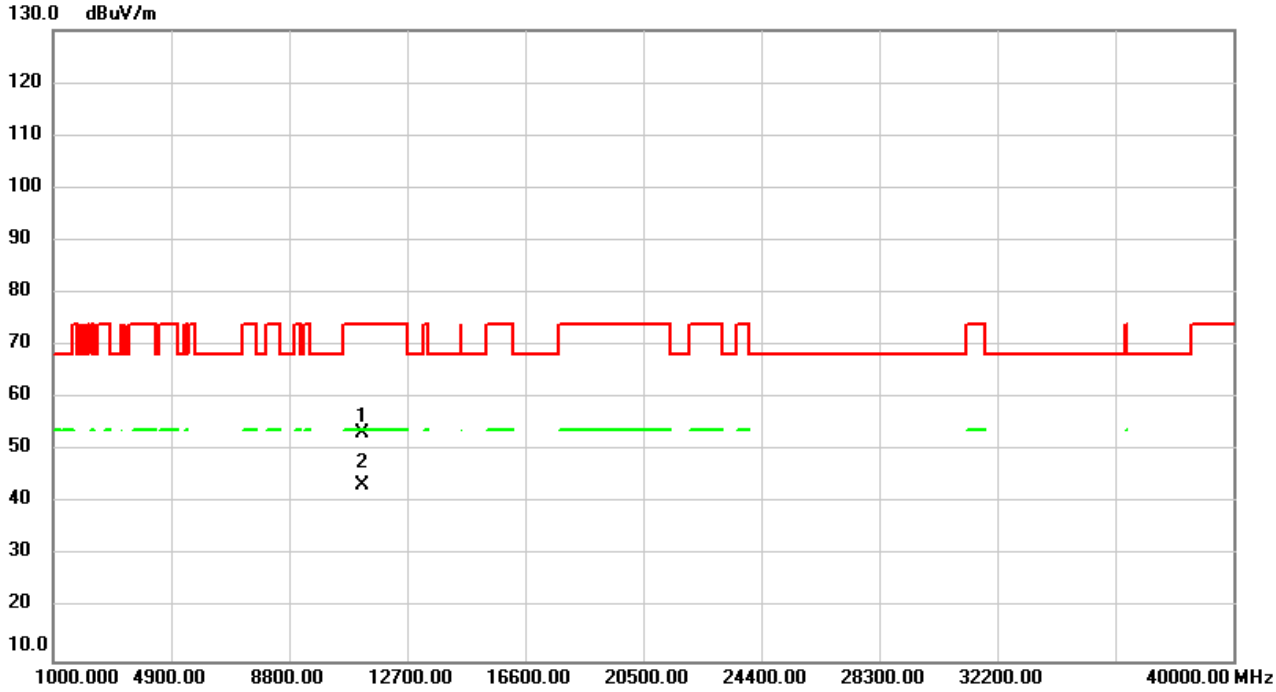

No.	Mk.	Freq.	Reading Level	Correct Factor	Measure-ment	Limit	Over		
		MHz	dBuV	dB	dBuV/m	dBuV/m	dB	Detector	Comment
1		11220.00	46.71	6.57	53.28	74.00	-20.72	peak	
2	*	11220.00	36.84	6.57	43.41	54.00	-10.59	AVG	

REMARKS:
(1) Measurement Value = Reading Level + Correct Factor.
(2) Margin Level = Measurement Value - Limit Value.

Test Mode	IEEE 802.11ac (VHT80)	Test Date	2023/7/27
Test Frequency	5610MHz	Polarization	Horizontal
Temp	26°C	Hum.	59%

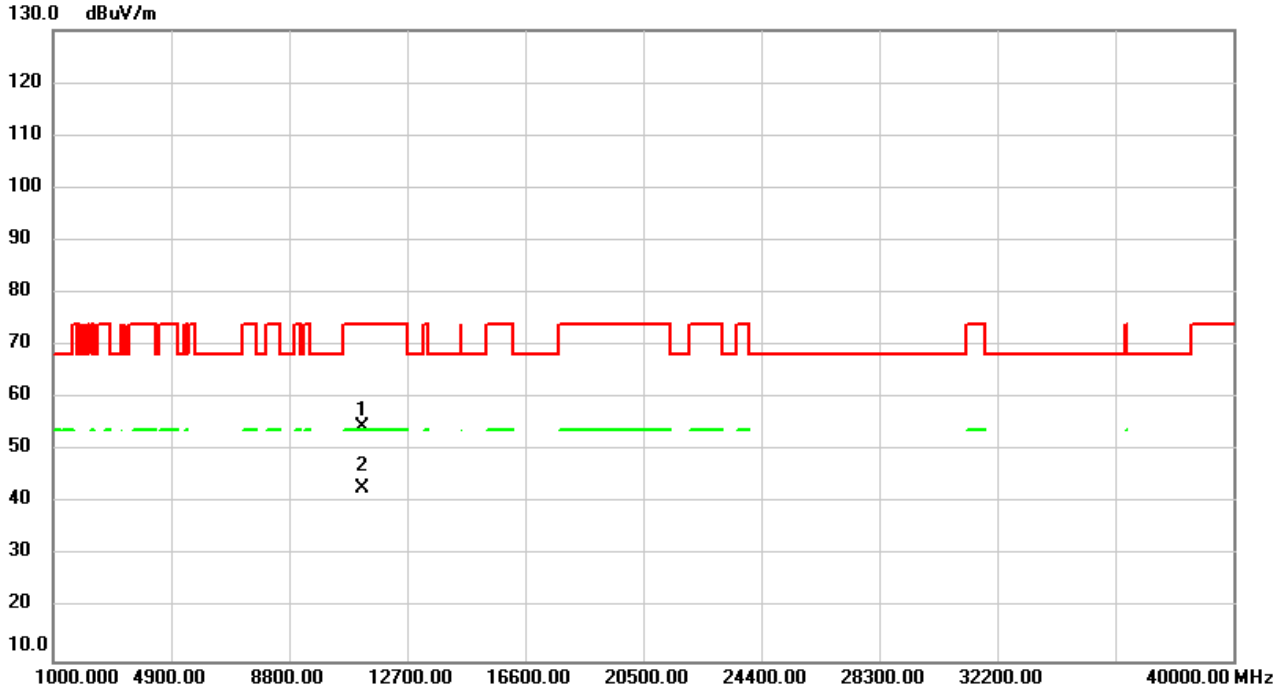

No.	Mk.	Freq.	Reading Level	Correct Factor	Measure-ment	Limit	Over		
		MHz	dBuV	dB	dBuV/m	dBuV/m	dB	Detector	Comment
1		11220.00	47.91	6.57	54.48	74.00	-19.52	peak	
2	*	11220.00	36.21	6.57	42.78	54.00	-11.22	AVG	

REMARKS:
(1) Measurement Value = Reading Level + Correct Factor.
(2) Margin Level = Measurement Value - Limit Value.

Test Mode	IEEE 802.11ac (VHT80)	Test Date	2023/7/27
Test Frequency	5775MHz	Polarization	Vertical
Temp	26°C	Hum.	59%

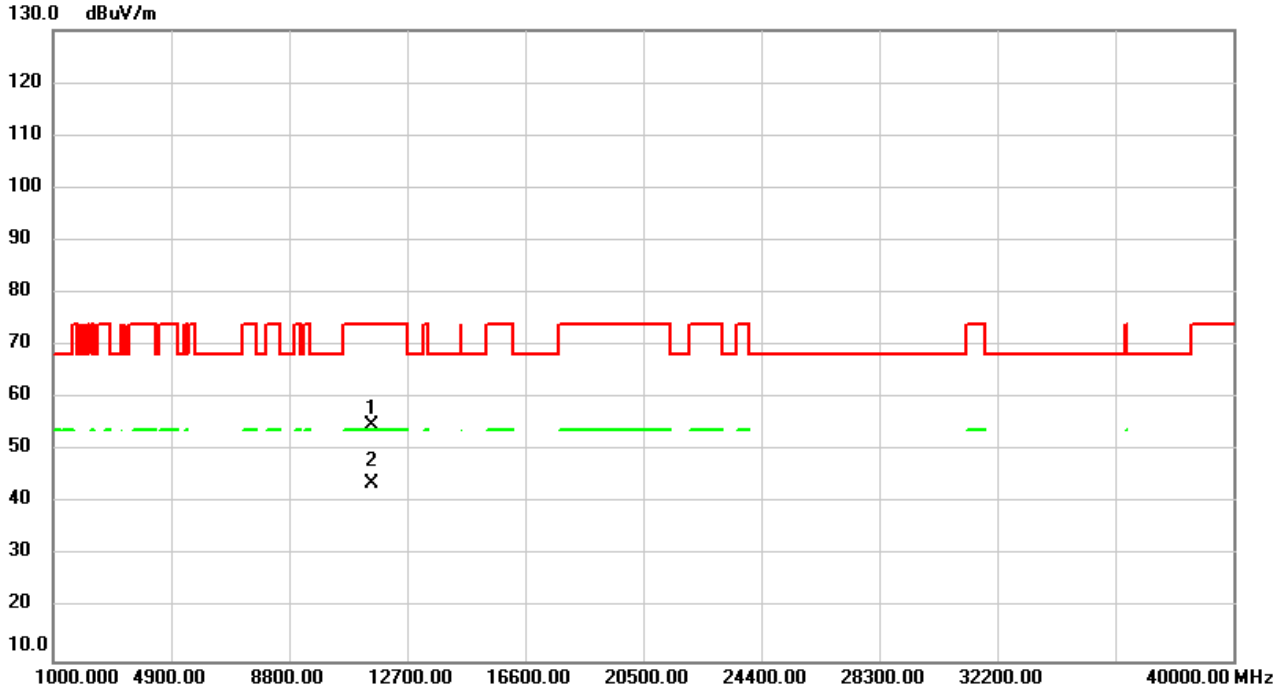

No.	Mk.	Freq.	Reading Level	Correct Factor	Measure-ment	Limit	Over		
		MHz	dBuV	dB	dBuV/m	dBuV/m	dB	Detector	Comment
1		11550.00	48.22	6.71	54.93	74.00	-19.07	peak	
2	*	11550.00	37.05	6.71	43.76	54.00	-10.24	AVG	

REMARKS:
(1) Measurement Value = Reading Level + Correct Factor.
(2) Margin Level = Measurement Value - Limit Value.

Test Mode	IEEE 802.11ac (VHT80)	Test Date	2023/7/27
Test Frequency	5775MHz	Polarization	Horizontal
Temp	26°C	Hum.	59%

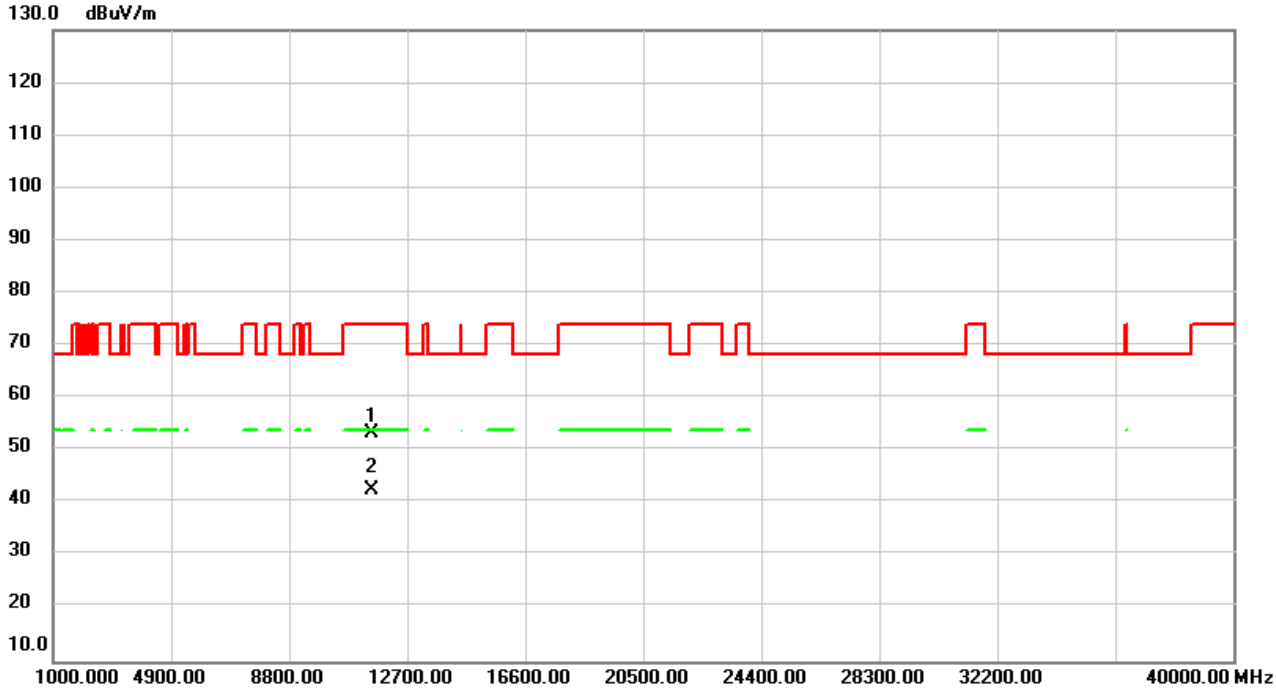

No.	Mk.	Freq.	Reading Level	Correct Factor	Measure-ment	Limit	Over		
		MHz	dBuV	dB	dBuV/m	dBuV/m	dB	Detector	Comment
1		11550.00	46.67	6.71	53.38	74.00	-20.62	peak	
2	*	11550.00	35.82	6.71	42.53	54.00	-11.47	AVG	

REMARKS:
(1) Measurement Value = Reading Level + Correct Factor.
(2) Margin Level = Measurement Value - Limit Value.

Test Mode	IEEE 802.11ax (HE20)	Test Date	2023/7/27
Test Frequency	5180MHz	Polarization	Vertical
Temp	26°C	Hum.	59%

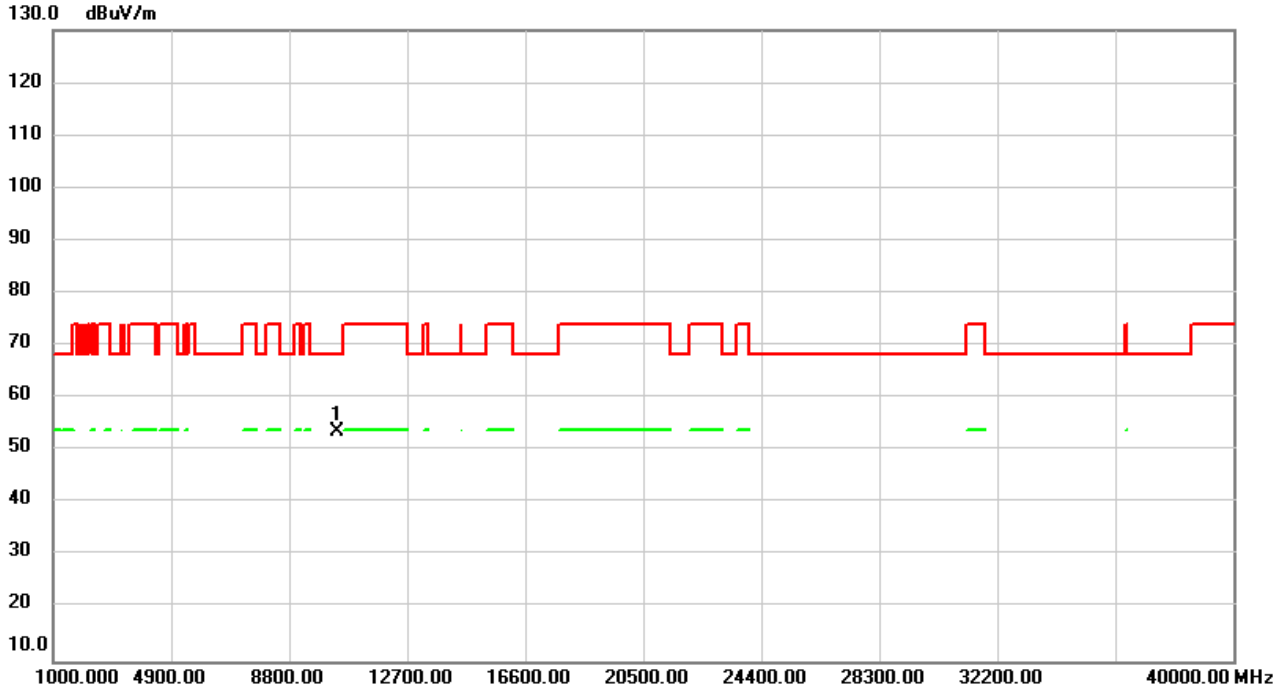

No.	Mk.	Freq.	Reading Level	Correct Factor	Measure-ment	Limit	Over		
		MHz	dBuV	dB	dBuV/m	dBuV/m	dB	Detector	Comment
1	*	10360.00	48.03	5.53	53.56	68.20	-14.64	peak	

REMARKS:
(1) Measurement Value = Reading Level + Correct Factor.
(2) Margin Level = Measurement Value - Limit Value.

Test Mode	IEEE 802.11ax (HE20)	Test Date	2023/7/27
Test Frequency	5180MHz	Polarization	Horizontal
Temp	26°C	Hum.	59%

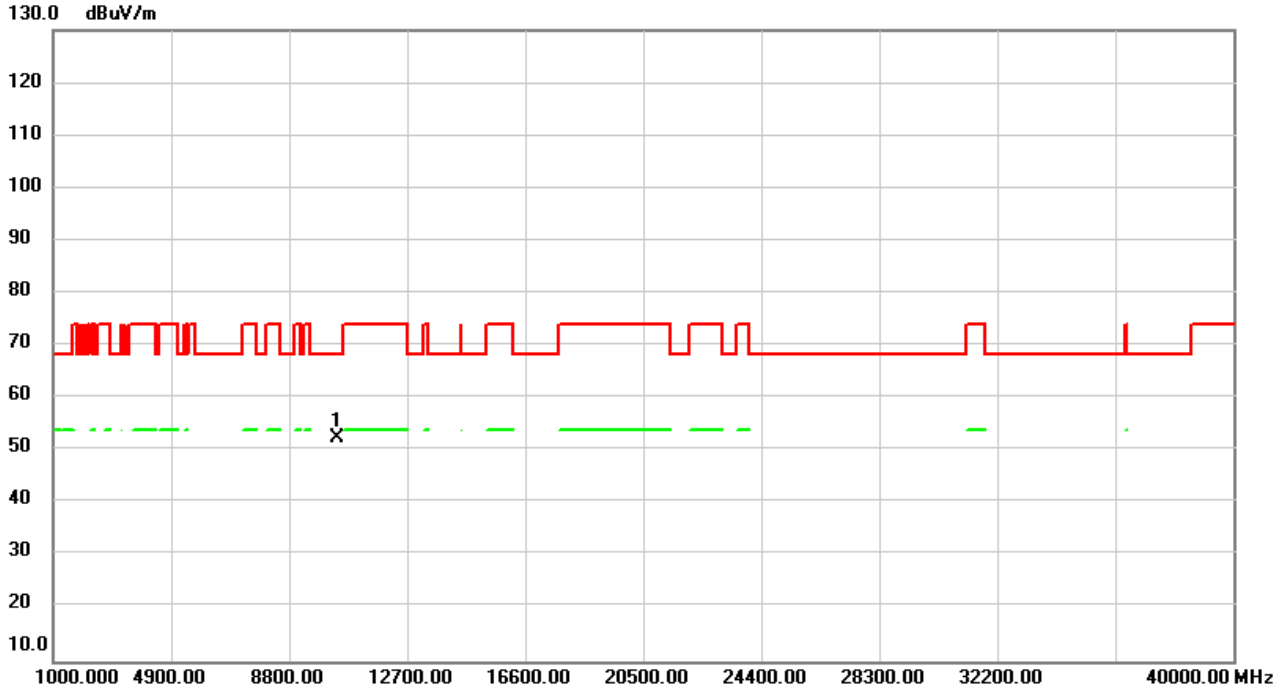

No.	Mk.	Freq.	Reading Level	Correct Factor	Measure-ment	Limit	Over		
		MHz	dBuV	dB	dBuV/m	dBuV/m	dB	Detector	Comment
1	*	10360.00	47.07	5.53	52.60	68.20	-15.60	peak	

REMARKS:
(1) Measurement Value = Reading Level + Correct Factor.
(2) Margin Level = Measurement Value - Limit Value.

Test Mode	IEEE 802.11ax (HE20)	Test Date	2023/7/27
Test Frequency	5200MHz	Polarization	Vertical
Temp	26°C	Hum.	59%

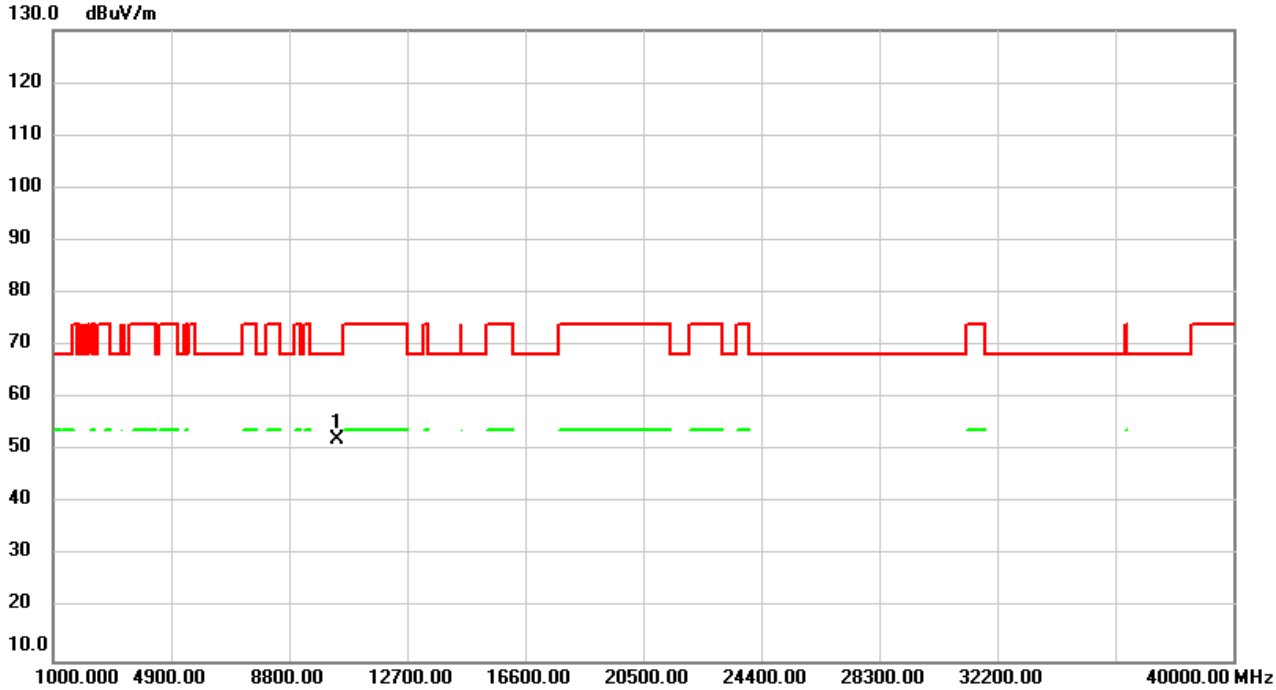

No.	Mk.	Freq.	Reading Level	Correct Factor	Measure-ment	Limit	Over		
		MHz	dBuV	dB	dBuV/m	dBuV/m	dB	Detector	Comment
1	*	10400.00	46.66	5.45	52.11	68.20	-16.09	peak	

REMARKS:
(1) Measurement Value = Reading Level + Correct Factor.
(2) Margin Level = Measurement Value - Limit Value.

Test Mode	IEEE 802.11ax (HE20)	Test Date	2023/7/27
Test Frequency	5200MHz	Polarization	Horizontal
Temp	26°C	Hum.	59%

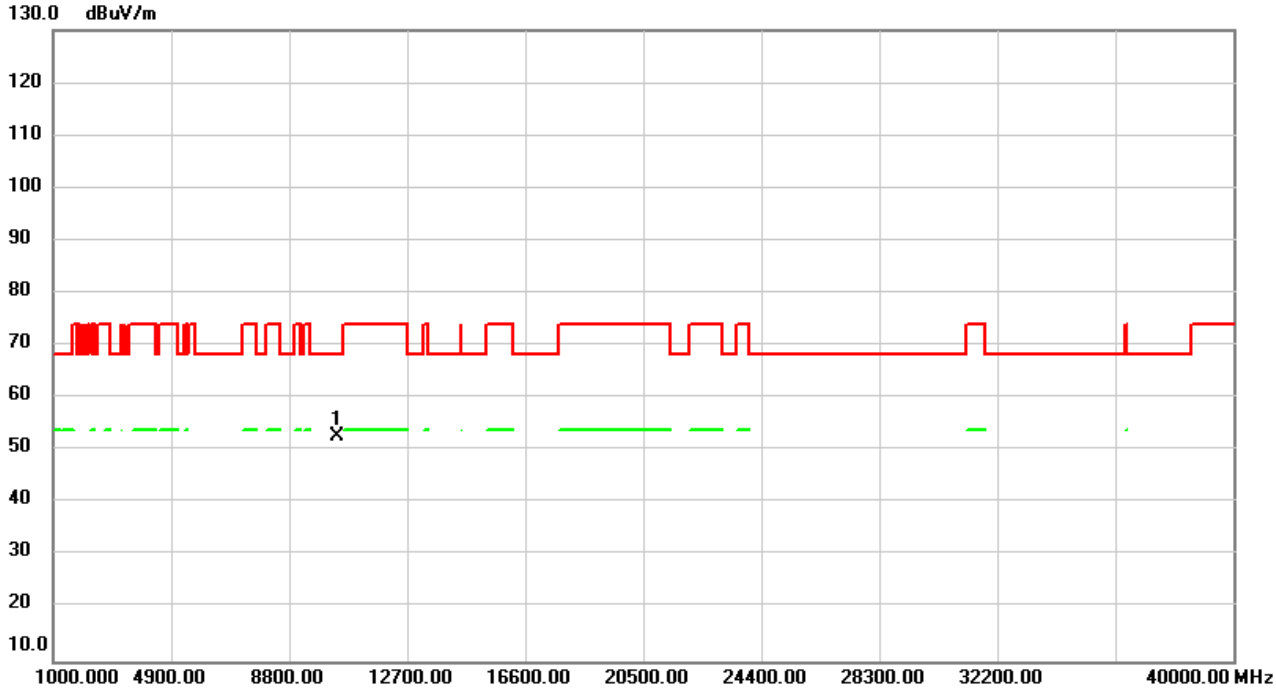

No.	Mk.	Freq.	Reading Level	Correct Factor	Measure-ment	Limit	Over		
		MHz	dBuV	dB	dBuV/m	dBuV/m	dB	Detector	Comment
1	*	10400.00	47.31	5.45	52.76	68.20	-15.44	peak	

REMARKS:
(1) Measurement Value = Reading Level + Correct Factor.
(2) Margin Level = Measurement Value - Limit Value.

Test Mode	IEEE 802.11ax (HE20)	Test Date	2023/7/27
Test Frequency	5240MHz	Polarization	Vertical
Temp	26°C	Hum.	59%

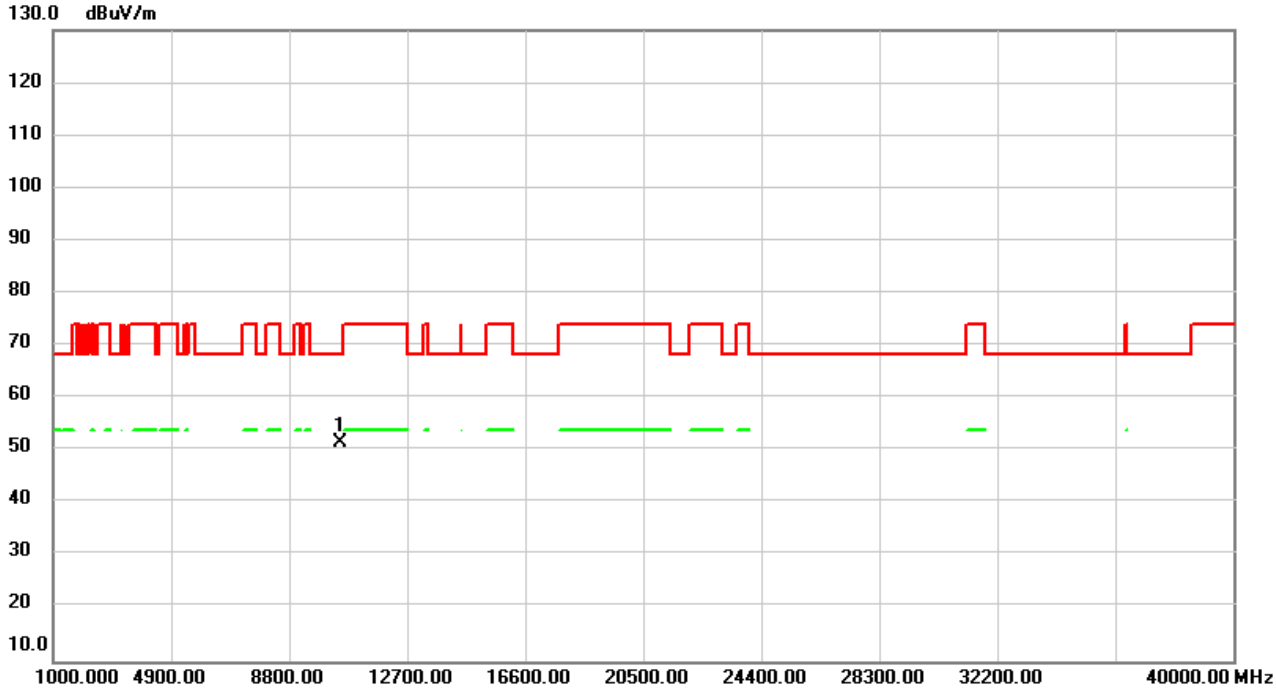

No.	Mk.	Freq.	Reading Level	Correct Factor	Measure-ment	Limit	Over		
		MHz	dBuV	dB	dBuV/m	dBuV/m	dB	Detector	Comment
1	*	10480.00	46.16	5.31	51.47	68.20	-16.73	peak	

REMARKS:
(1) Measurement Value = Reading Level + Correct Factor.
(2) Margin Level = Measurement Value - Limit Value.

Test Mode	IEEE 802.11ax (HE20)	Test Date	2023/7/27
Test Frequency	5240MHz	Polarization	Horizontal
Temp	26°C	Hum.	59%

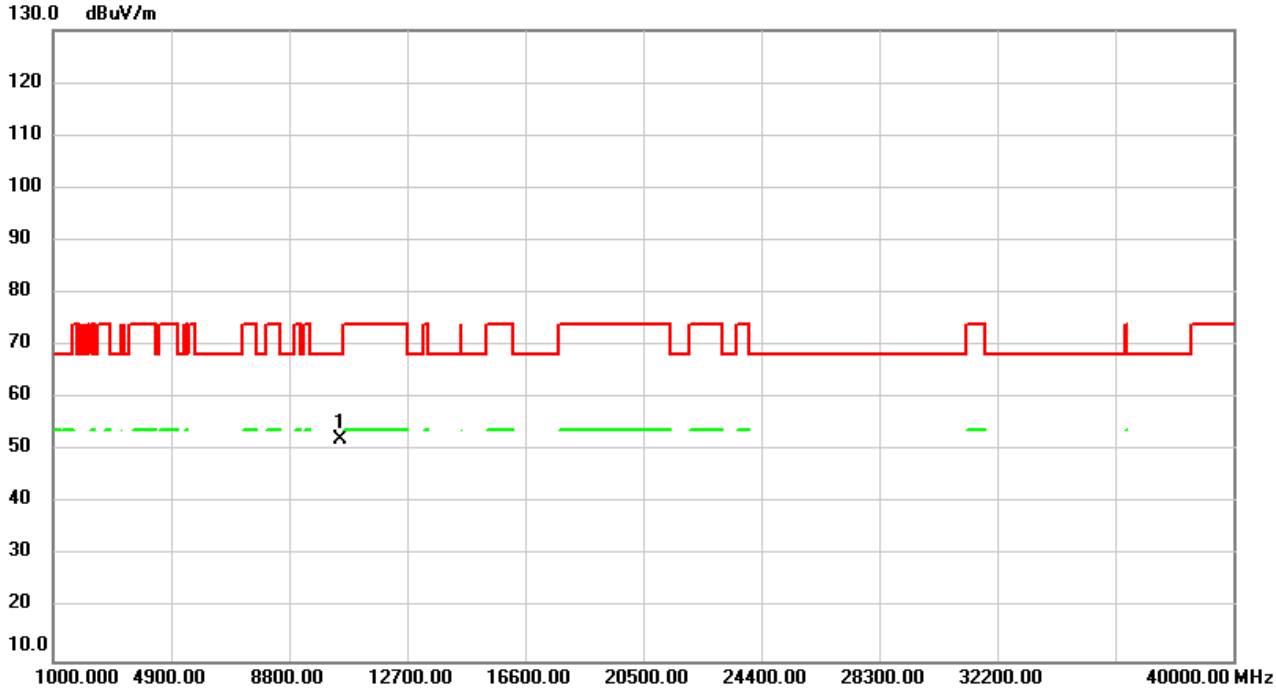

No.	Mk.	Freq.	Reading Level	Correct Factor	Measure-ment	Limit	Over		
		MHz	dBuV	dB	dBuV/m	dBuV/m	dB	Detector	Comment
1	*	10480.00	46.94	5.31	52.25	68.20	-15.95	peak	

REMARKS:
(1) Measurement Value = Reading Level + Correct Factor.
(2) Margin Level = Measurement Value - Limit Value.

Test Mode	IEEE 802.11ax (HE20)	Test Date	2023/7/27
Test Frequency	5260MHz	Polarization	Vertical
Temp	26°C	Hum.	59%

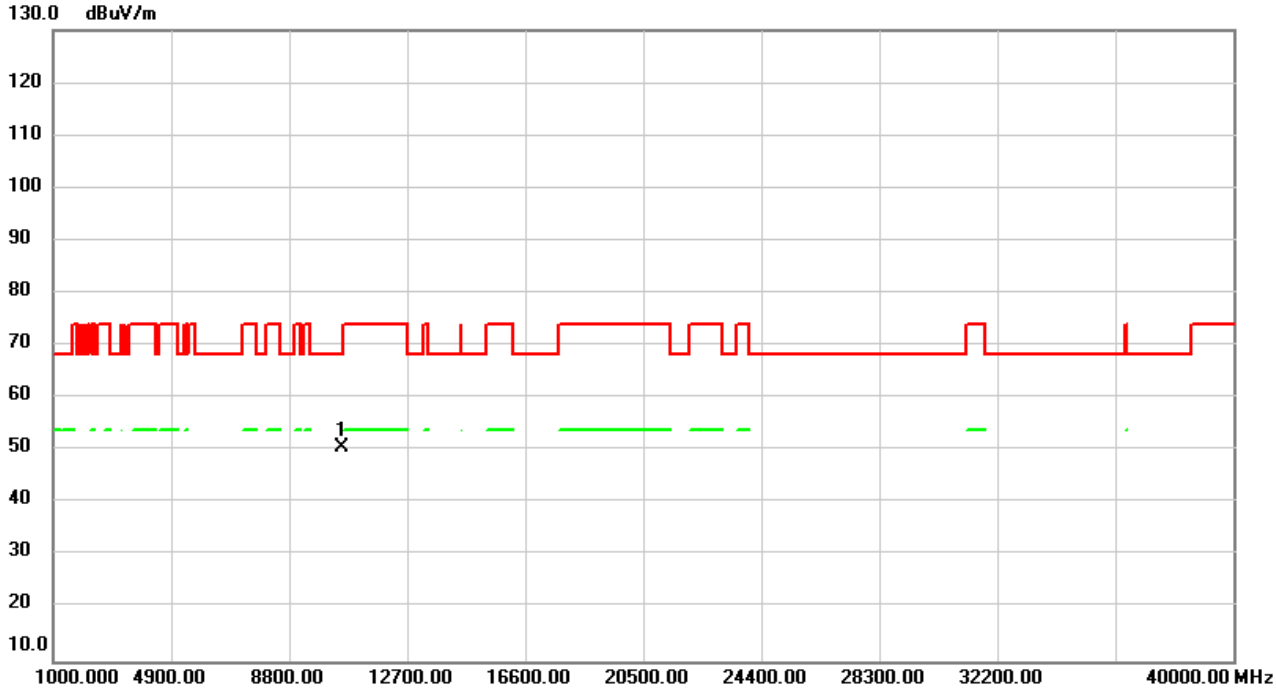

No.	Mk.	Freq.	Reading Level	Correct Factor	Measure-ment	Limit	Over		
		MHz	dBuV	dB	dBuV/m	dBuV/m	dB	Detector	Comment
1	*	10520.00	45.38	5.32	50.70	68.20	-17.50	peak	

REMARKS:
(1) Measurement Value = Reading Level + Correct Factor.
(2) Margin Level = Measurement Value - Limit Value.

Test Mode	IEEE 802.11ax (HE20)	Test Date	2023/7/27
Test Frequency	5260MHz	Polarization	Horizontal
Temp	26°C	Hum.	59%

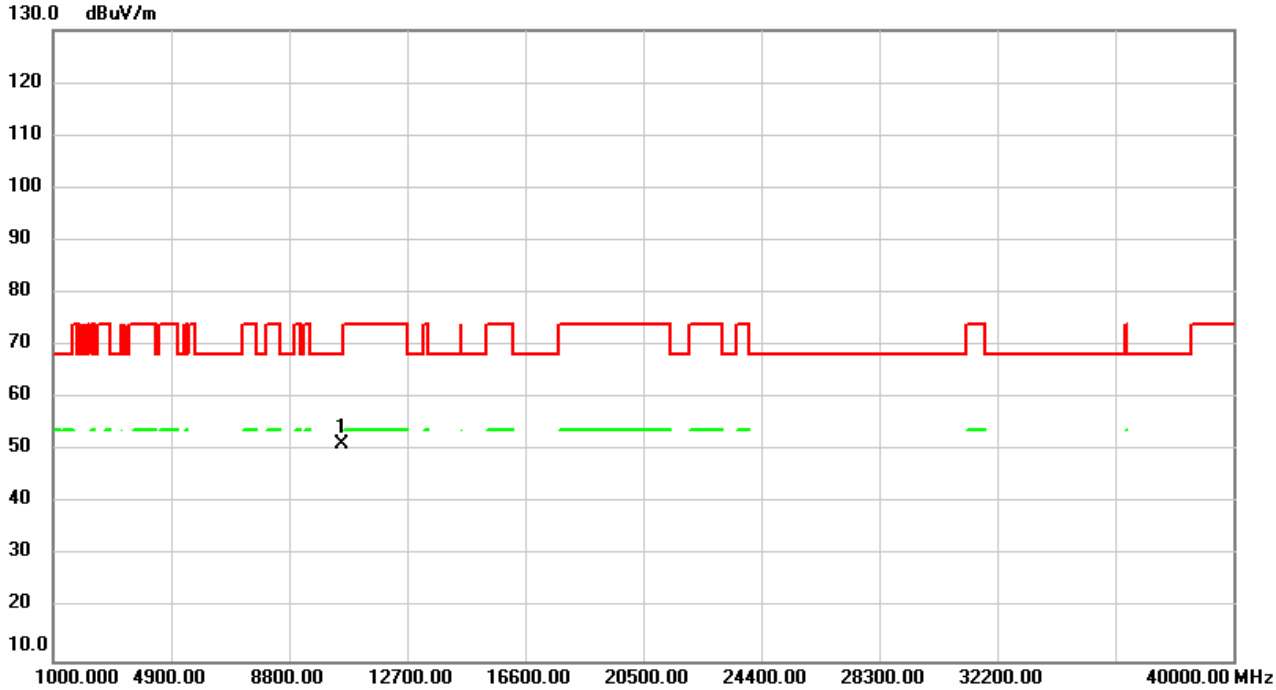

No.	Mk.	Freq.	Reading Level	Correct Factor	Measure-ment	Limit	Over		
		MHz	dBuV	dB	dBuV/m	dBuV/m	dB	Detector	Comment
1	*	10520.00	45.99	5.32	51.31	68.20	-16.89	peak	

REMARKS:
(1) Measurement Value = Reading Level + Correct Factor.
(2) Margin Level = Measurement Value - Limit Value.

Test Mode	IEEE 802.11ax (HE20)	Test Date	2023/7/27
Test Frequency	5300MHz	Polarization	Vertical
Temp	26°C	Hum.	59%

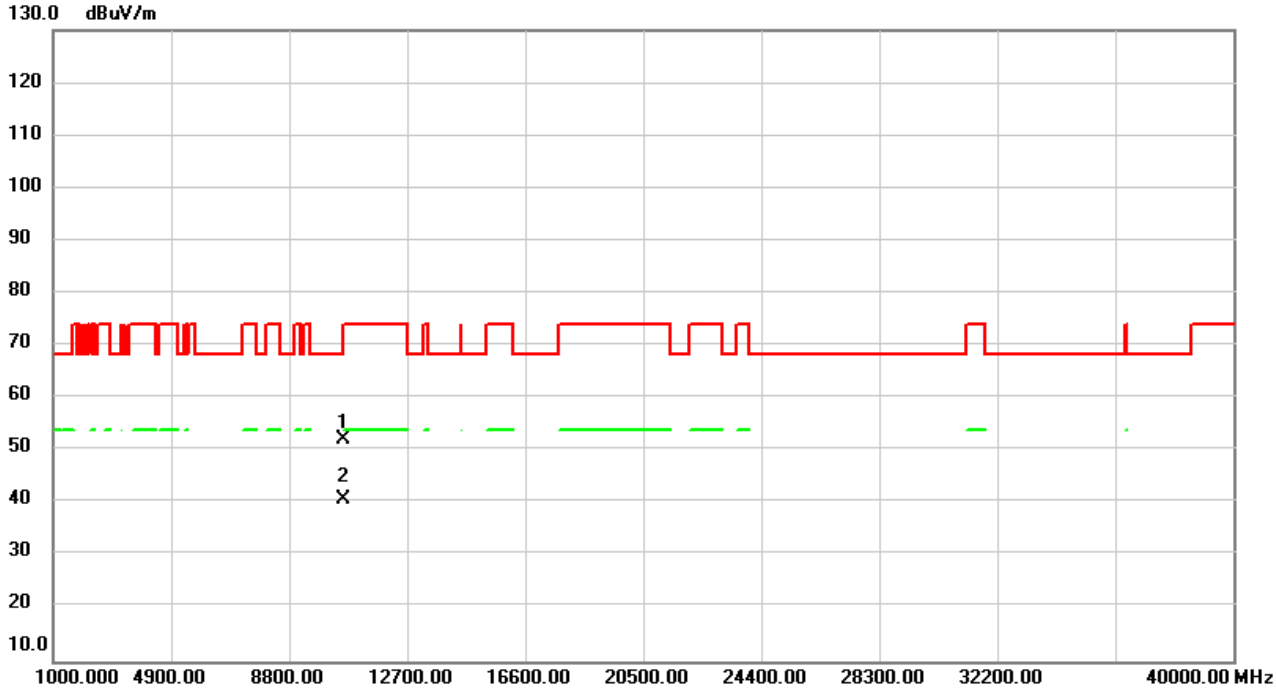

No.	Mk.	Freq.	Reading Level	Correct Factor	Measure-ment	Limit	Over		
		MHz	dBuV	dB	dBuV/m	dBuV/m	dB	Detector	Comment
1		10600.00	46.58	5.51	52.09	68.20	-16.11	peak	
2	*	10600.00	35.31	5.51	40.82	54.00	-13.18	AVG	

REMARKS:
(1) Measurement Value = Reading Level + Correct Factor.
(2) Margin Level = Measurement Value - Limit Value.

Test Mode	IEEE 802.11ax (HE20)	Test Date	2023/7/27
Test Frequency	5300MHz	Polarization	Horizontal
Temp	26°C	Hum.	59%

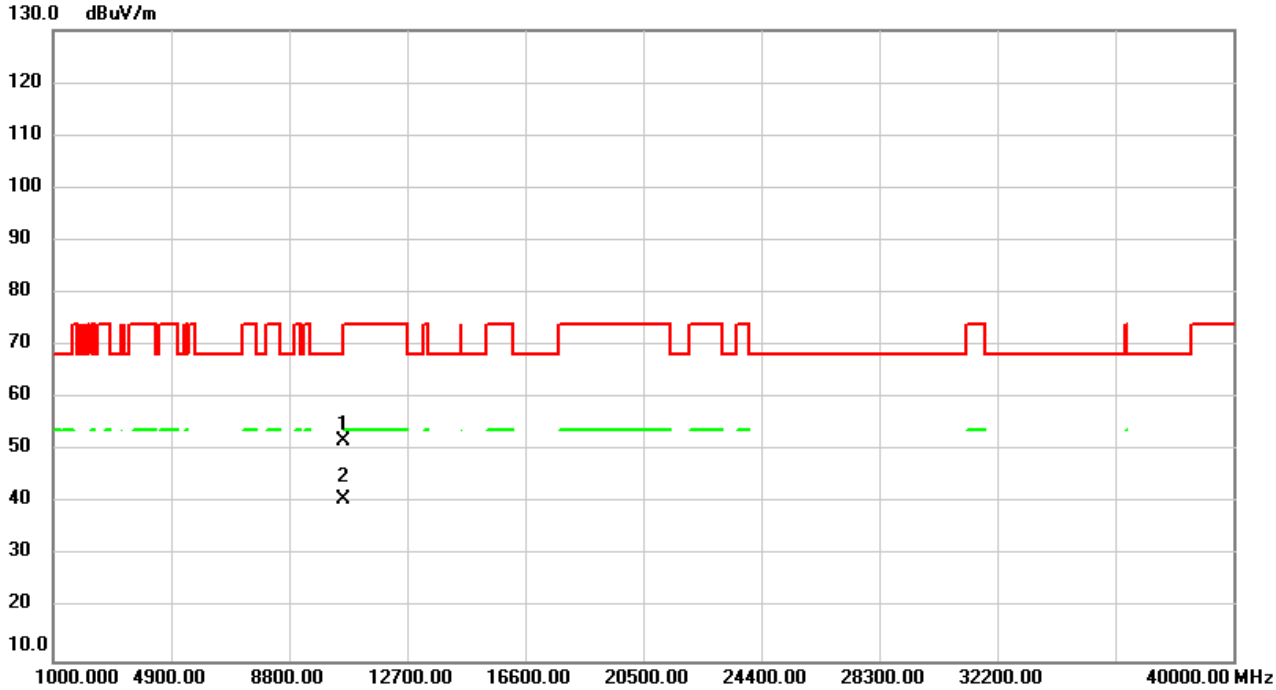

No.	Mk.	Freq.	Reading Level	Correct Factor	Measure-ment	Limit	Over		
		MHz	dBuV	dB	dBuV/m	dBuV/m	dB	Detector	Comment
1		10600.00	46.48	5.51	51.99	68.20	-16.21	peak	
2	*	10600.00	35.36	5.51	40.87	54.00	-13.13	AVG	

REMARKS:
(1) Measurement Value = Reading Level + Correct Factor.
(2) Margin Level = Measurement Value - Limit Value.

Test Mode	IEEE 802.11ax (HE20)	Test Date	2023/7/27
Test Frequency	5320MHz	Polarization	Vertical
Temp	26°C	Hum.	59%

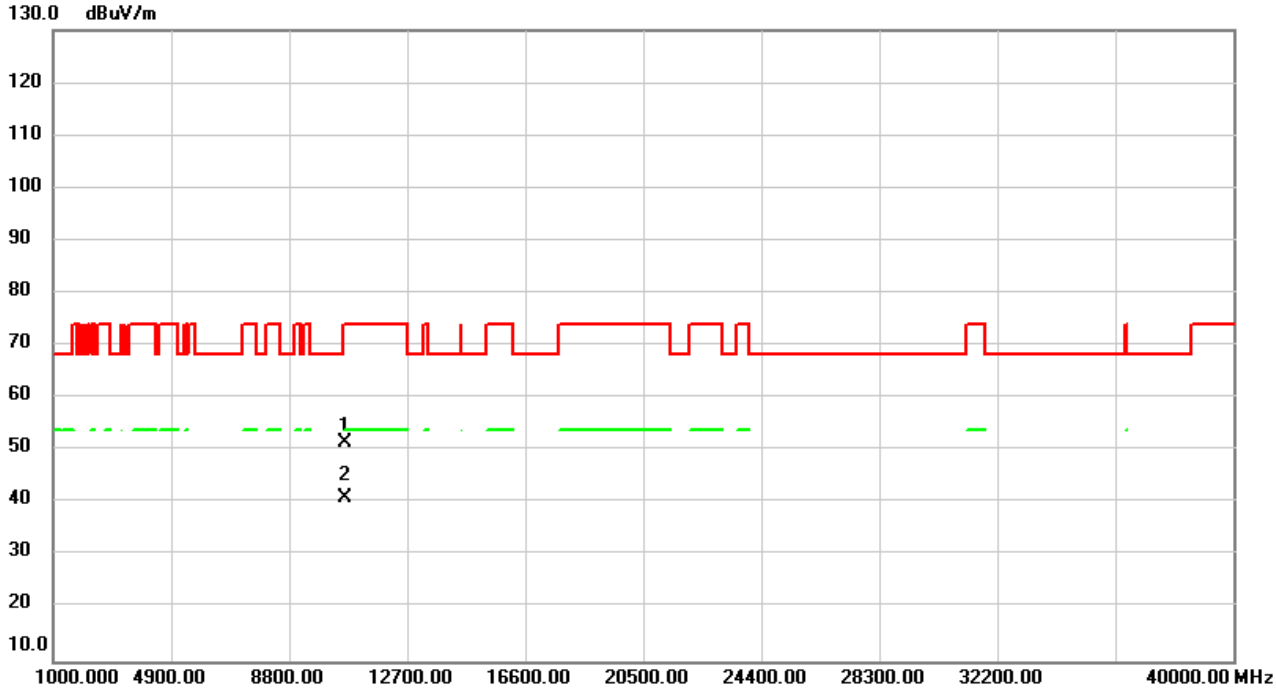

No.	Mk.	Freq.	Reading Level	Correct Factor	Measure-ment	Limit	Over		
		MHz	dBuV	dB	dBuV/m	dBuV/m	dB	Detector	Comment
1		10640.00	46.05	5.61	51.66	74.00	-22.34	peak	
2	*	10640.00	35.35	5.61	40.96	54.00	-13.04	AVG	

REMARKS:
(1) Measurement Value = Reading Level + Correct Factor.
(2) Margin Level = Measurement Value - Limit Value.

Test Mode	IEEE 802.11ax (HE20)	Test Date	2023/7/27
Test Frequency	5320MHz	Polarization	Horizontal
Temp	26°C	Hum.	59%

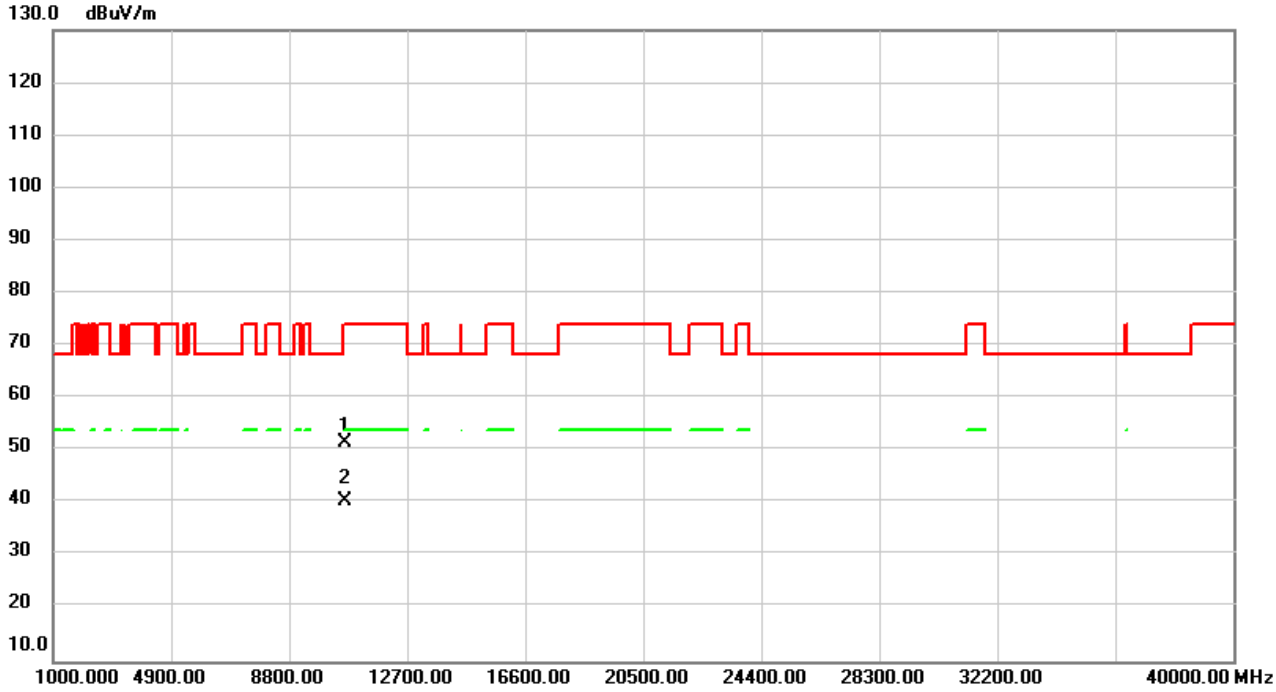

No.	Mk.	Freq.	Reading Level	Correct Factor	Measure-ment	Limit	Over		
		MHz	dBuV	dB	dBuV/m	dBuV/m	dB	Detector	Comment
1		10640.00	45.92	5.61	51.53	74.00	-22.47	peak	
2	*	10640.00	34.95	5.61	40.56	54.00	-13.44	AVG	

REMARKS:
(1) Measurement Value = Reading Level + Correct Factor.
(2) Margin Level = Measurement Value - Limit Value.

Test Mode	IEEE 802.11ax (HE20)	Test Date	2023/7/27
Test Frequency	5500MHz	Polarization	Vertical
Temp	26°C	Hum.	59%

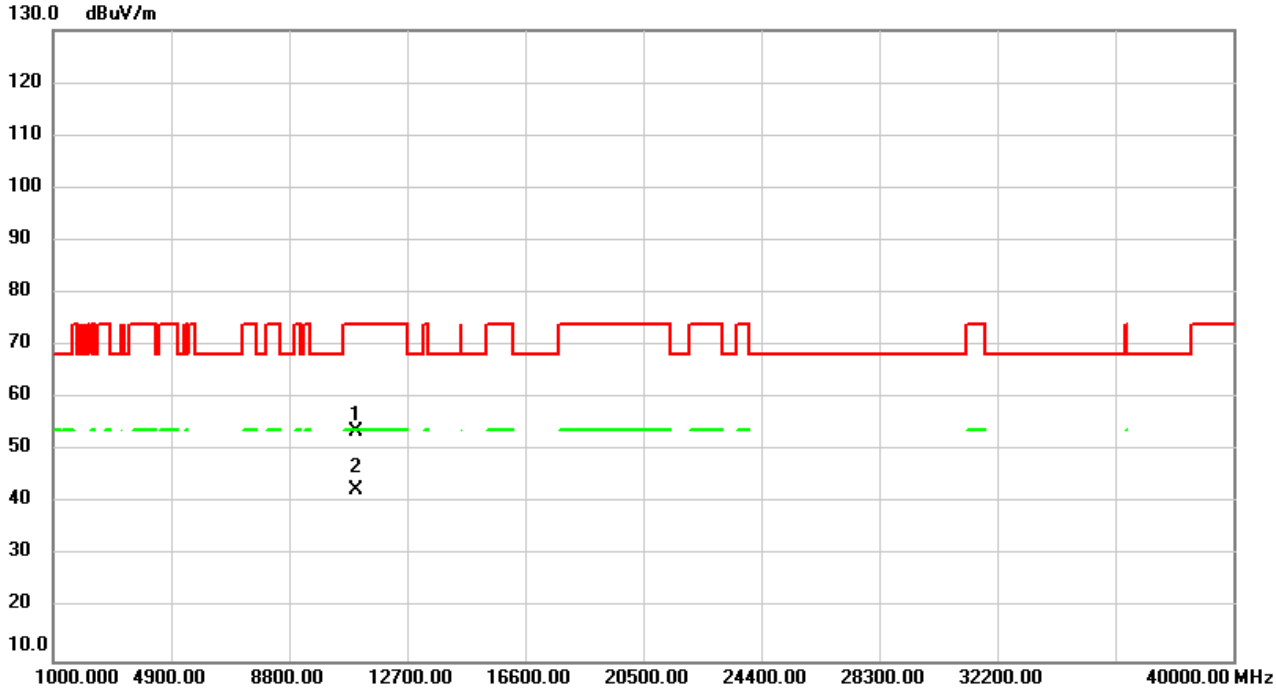

No.	Mk.	Freq.	Reading Level	Correct Factor	Measure-ment	Limit	Over		
		MHz	dBuV	dB	dBuV/m	dBuV/m	dB	Detector	Comment
1		11000.00	47.08	6.44	53.52	74.00	-20.48	peak	
2	*	11000.00	36.23	6.44	42.67	54.00	-11.33	AVG	

REMARKS:
(1) Measurement Value = Reading Level + Correct Factor.
(2) Margin Level = Measurement Value - Limit Value.

Test Mode	IEEE 802.11ax (HE20)	Test Date	2023/7/27
Test Frequency	5500MHz	Polarization	Horizontal
Temp	26°C	Hum.	59%

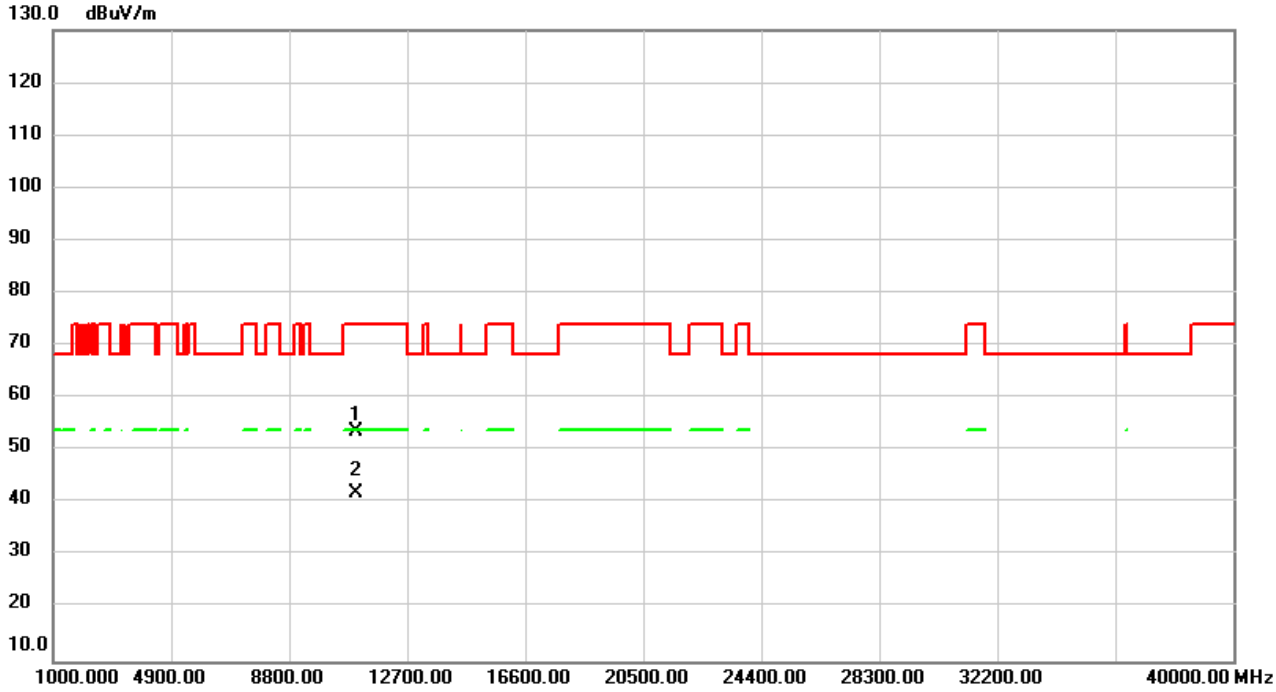

No.	Mk.	Freq.	Reading Level	Correct Factor	Measure-ment	Limit	Over		
		MHz	dBuV	dB	dBuV/m	dBuV/m	dB	Detector	Comment
1		11000.00	47.07	6.44	53.51	74.00	-20.49	peak	
2	*	11000.00	35.55	6.44	41.99	54.00	-12.01	AVG	

REMARKS:
(1) Measurement Value = Reading Level + Correct Factor.
(2) Margin Level = Measurement Value - Limit Value.

Test Mode	IEEE 802.11ax (HE20)	Test Date	2023/7/27
Test Frequency	5580MHz	Polarization	Vertical
Temp	26°C	Hum.	59%

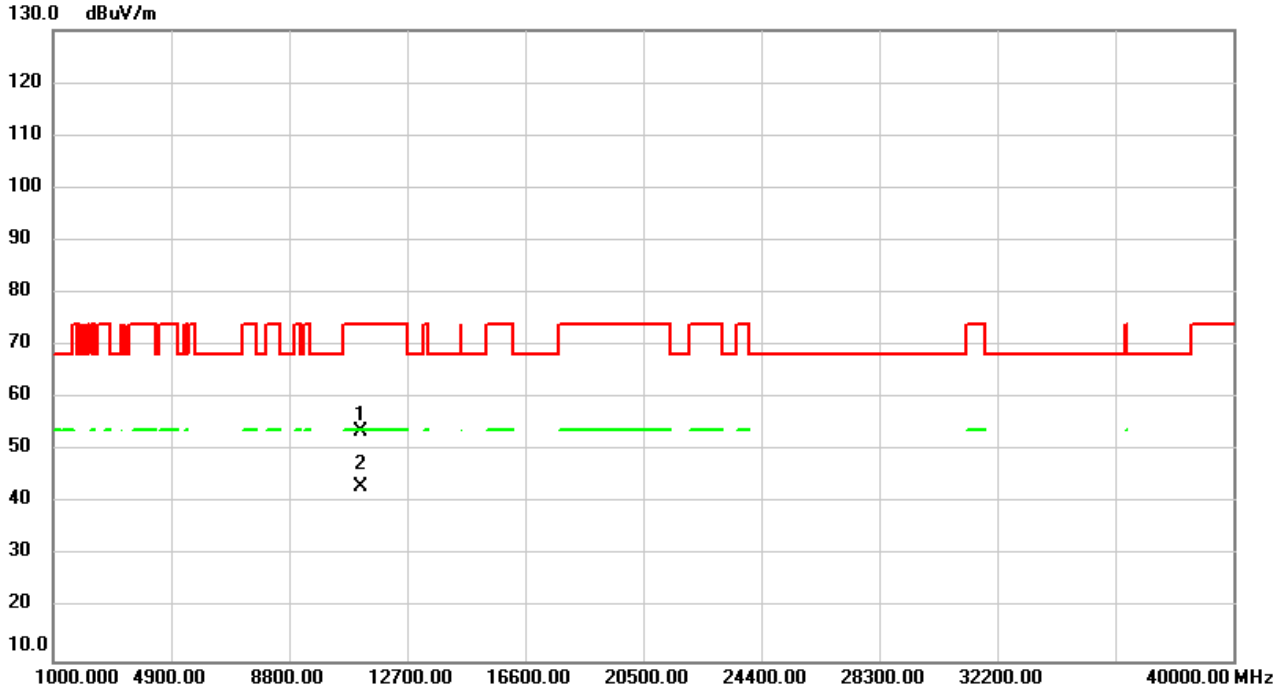

No.	Mk.	Freq.	Reading Level	Correct Factor	Measure-ment	Limit	Over		
		MHz	dBuV	dB	dBuV/m	dBuV/m	dB	Detector	Comment
1		11160.00	47.19	6.54	53.73	74.00	-20.27	peak	
2	*	11160.00	36.64	6.54	43.18	54.00	-10.82	AVG	

REMARKS:
(1) Measurement Value = Reading Level + Correct Factor.
(2) Margin Level = Measurement Value - Limit Value.

Test Mode	IEEE 802.11ax (HE20)	Test Date	2023/7/27
Test Frequency	5580MHz	Polarization	Horizontal
Temp	26°C	Hum.	59%

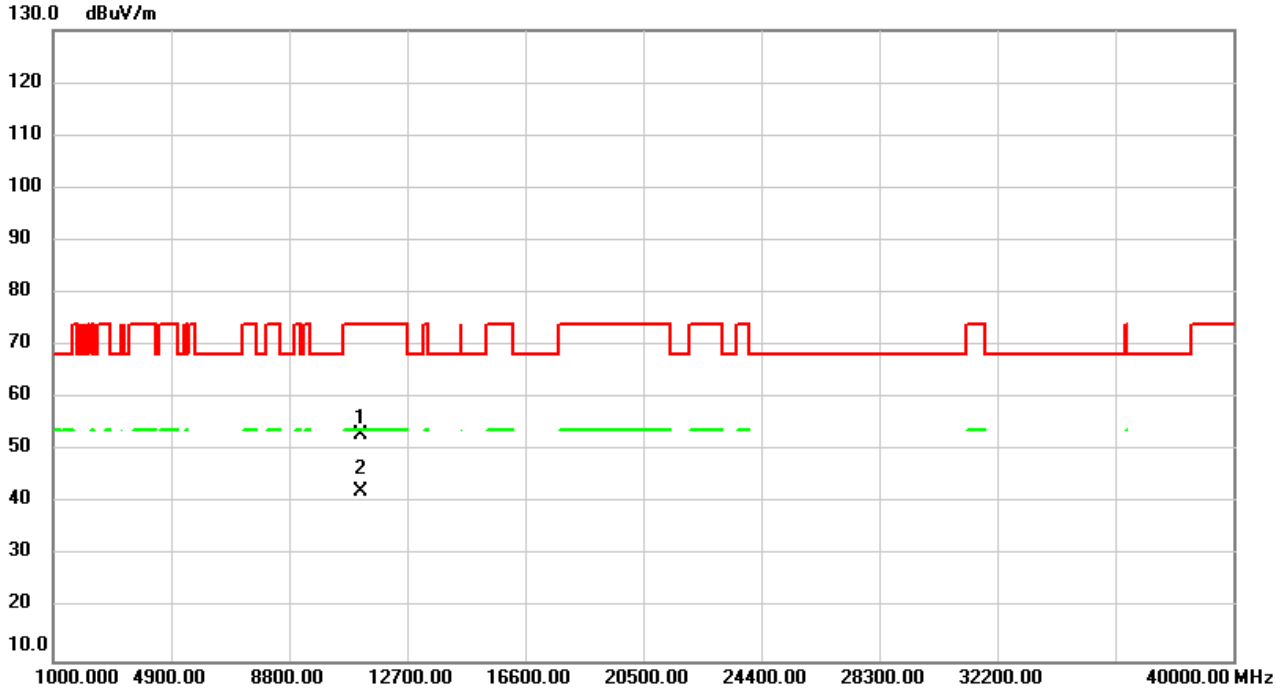

No.	Mk.	Freq.	Reading Level	Correct Factor	Measure-ment	Limit	Over		
		MHz	dBuV	dB	dBuV/m	dBuV/m	dB	Detector	Comment
1		11160.00	46.58	6.54	53.12	74.00	-20.88	peak	
2	*	11160.00	35.78	6.54	42.32	54.00	-11.68	AVG	

REMARKS:
(1) Measurement Value = Reading Level + Correct Factor.
(2) Margin Level = Measurement Value - Limit Value.

Test Mode	IEEE 802.11ax (HE20)	Test Date	2023/7/27
Test Frequency	5700MHz	Polarization	Vertical
Temp	26°C	Hum.	59%

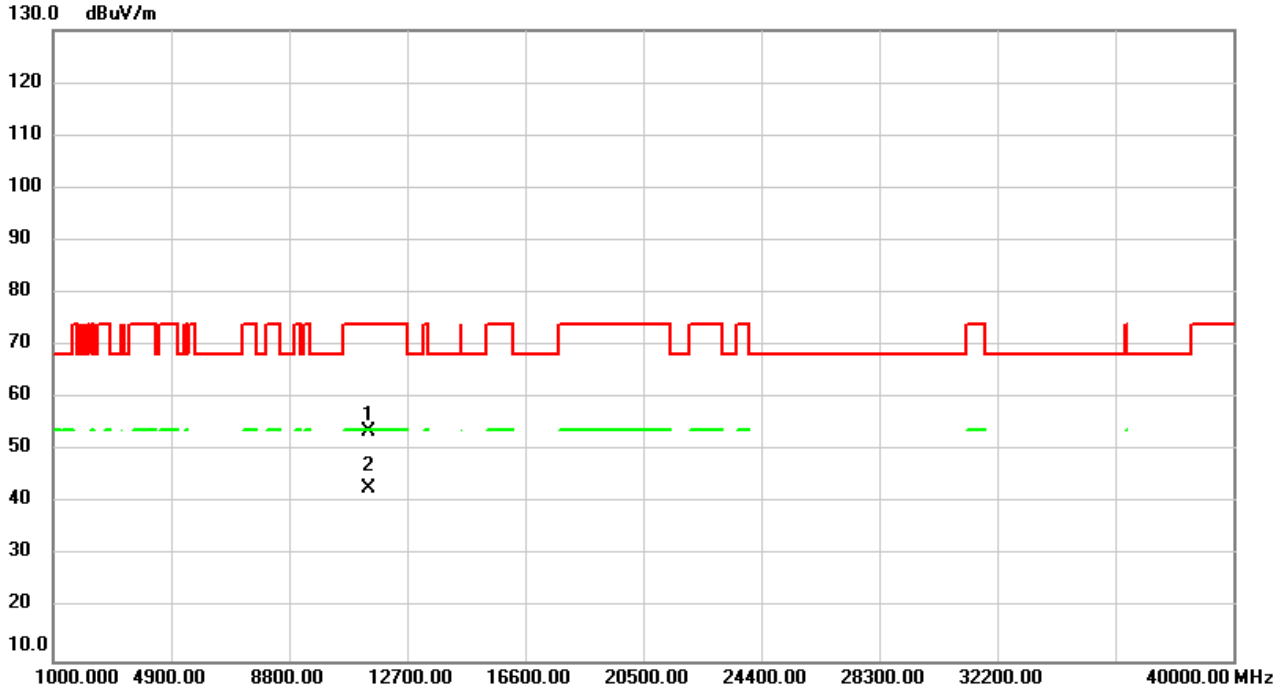

No.	Mk.	Freq.	Reading Level	Correct Factor	Measure-ment	Limit	Over		
		MHz	dBuV	dB	dBuV/m	dBuV/m	dB	Detector	Comment
1		11400.00	46.99	6.68	53.67	74.00	-20.33	peak	
2	*	11400.00	36.30	6.68	42.98	54.00	-11.02	AVG	

REMARKS:
(1) Measurement Value = Reading Level + Correct Factor.
(2) Margin Level = Measurement Value - Limit Value.

Test Mode	IEEE 802.11ax (HE20)	Test Date	2023/7/27
Test Frequency	5700MHz	Polarization	Horizontal
Temp	26°C	Hum.	59%

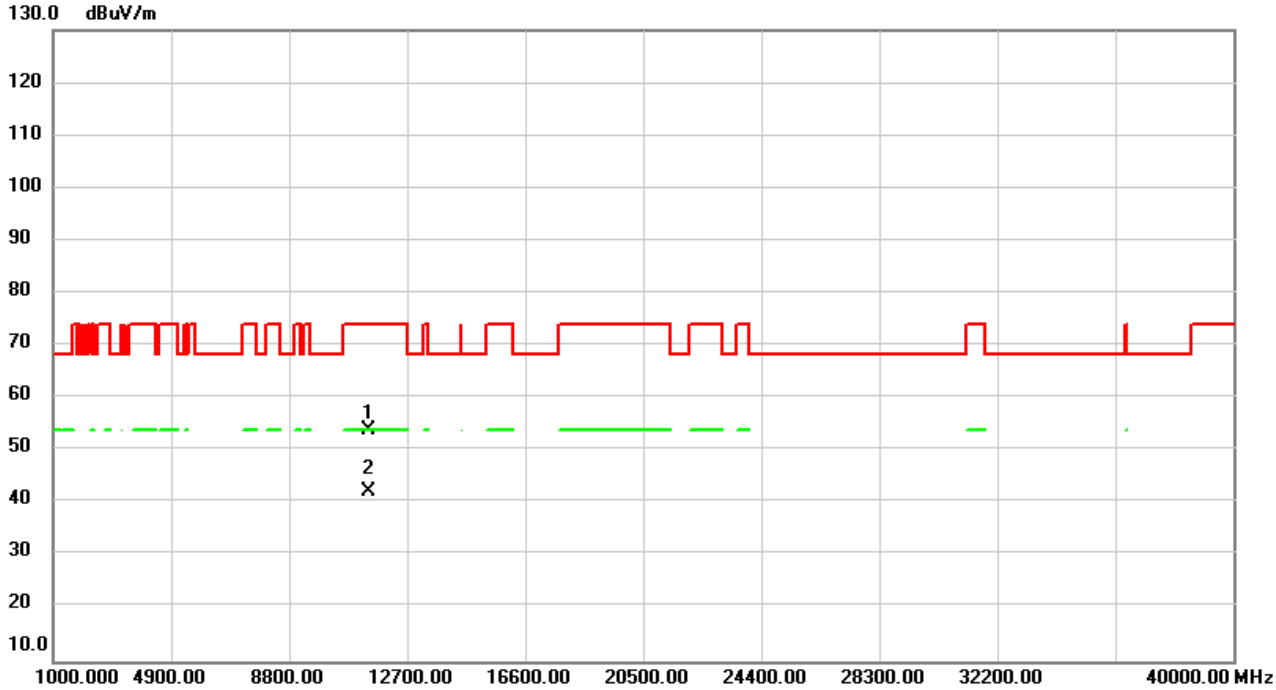

No.	Mk.	Freq.	Reading Level	Correct Factor	Measure-ment	Limit	Over		
		MHz	dBuV	dB	dBuV/m	dBuV/m	dB	Detector	Comment
1		11400.00	47.15	6.68	53.83	74.00	-20.17	peak	
2	*	11400.00	35.71	6.68	42.39	54.00	-11.61	AVG	

REMARKS:
(1) Measurement Value = Reading Level + Correct Factor.
(2) Margin Level = Measurement Value - Limit Value.

Test Mode	IEEE 802.11ax (HE20)	Test Date	2023/7/27
Test Frequency	5745MHz	Polarization	Vertical
Temp	26°C	Hum.	59%

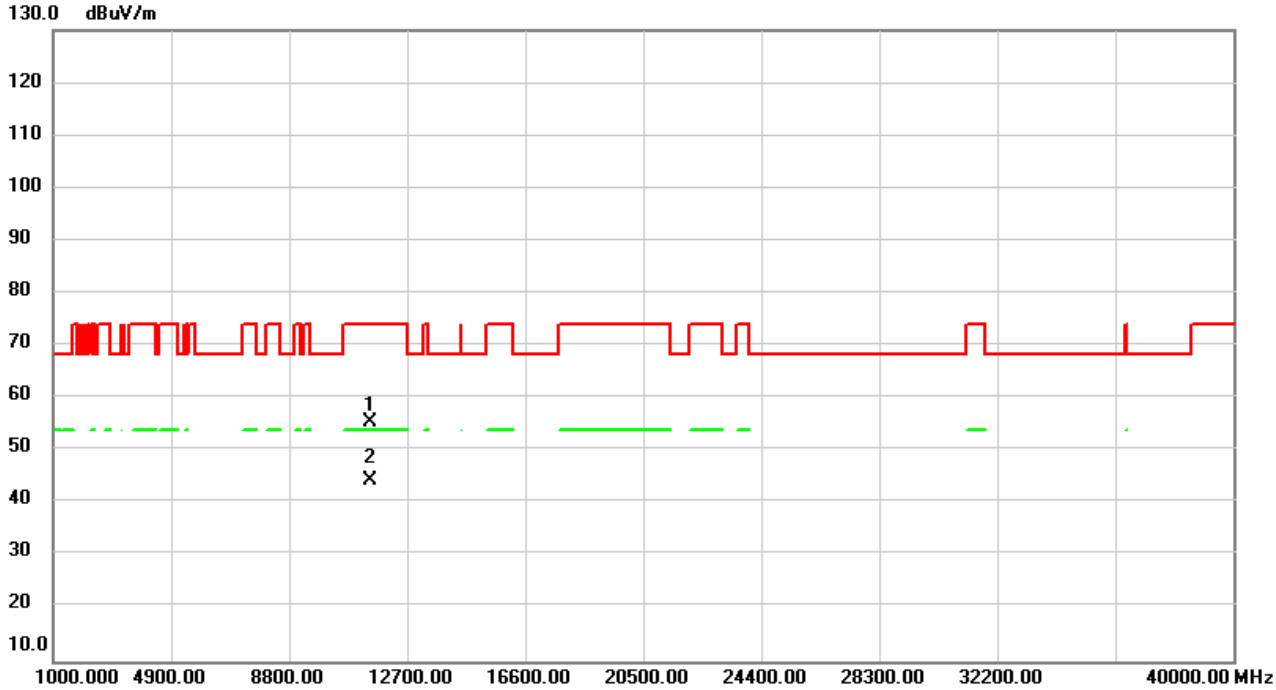

No.	Mk.	Freq.	Reading Level	Correct Factor	Measure-ment	Limit	Over		
		MHz	dBuV	dB	dBuV/m	dBuV/m	dB	Detector	Comment
1		11490.00	48.75	6.74	55.49	74.00	-18.51	peak	
2	*	11490.00	37.55	6.74	44.29	54.00	-9.71	AVG	

REMARKS:
(1) Measurement Value = Reading Level + Correct Factor.
(2) Margin Level = Measurement Value - Limit Value.

Test Mode	IEEE 802.11ax (HE20)	Test Date	2023/7/27
Test Frequency	5745MHz	Polarization	Horizontal
Temp	26°C	Hum.	59%

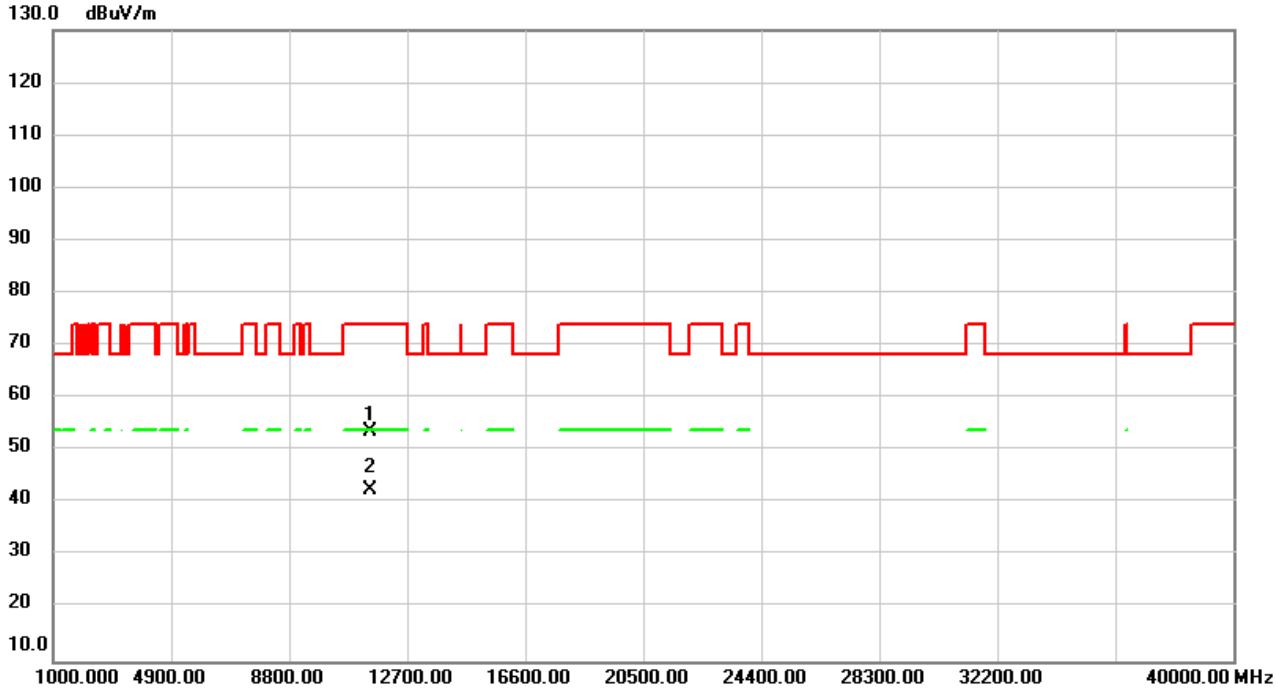

No.	Mk.	Freq.	Reading Level	Correct Factor	Measure-ment	Limit	Over		
		MHz	dBuV	dB	dBuV/m	dBuV/m	dB	Detector	Comment
1		11490.00	46.83	6.74	53.57	74.00	-20.43	peak	
2	*	11490.00	35.72	6.74	42.46	54.00	-11.54	AVG	

REMARKS:
(1) Measurement Value = Reading Level + Correct Factor.
(2) Margin Level = Measurement Value - Limit Value.

Test Mode	IEEE 802.11ax (HE20)	Test Date	2023/7/27
Test Frequency	5785MHz	Polarization	Vertical
Temp	26°C	Hum.	59%

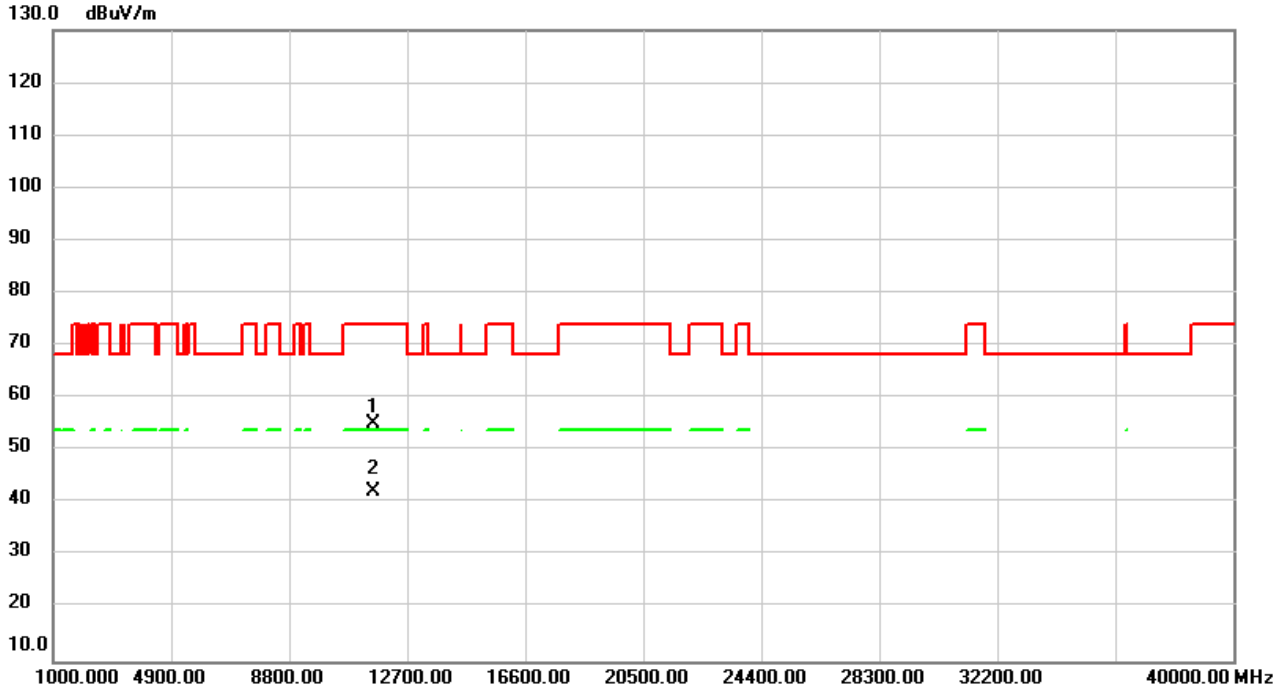

No.	Mk.	Freq.	Reading Level	Correct Factor	Measure-ment	Limit	Over		
		MHz	dBuV	dB	dBuV/m	dBuV/m	dB	Detector	Comment
1		11570.00	48.53	6.70	55.23	74.00	-18.77	peak	
2	*	11570.00	35.68	6.70	42.38	54.00	-11.62	AVG	

REMARKS:
(1) Measurement Value = Reading Level + Correct Factor.
(2) Margin Level = Measurement Value - Limit Value.

Test Mode	IEEE 802.11ax (HE20)	Test Date	2023/7/27
Test Frequency	5785MHz	Polarization	Horizontal
Temp	26°C	Hum.	59%

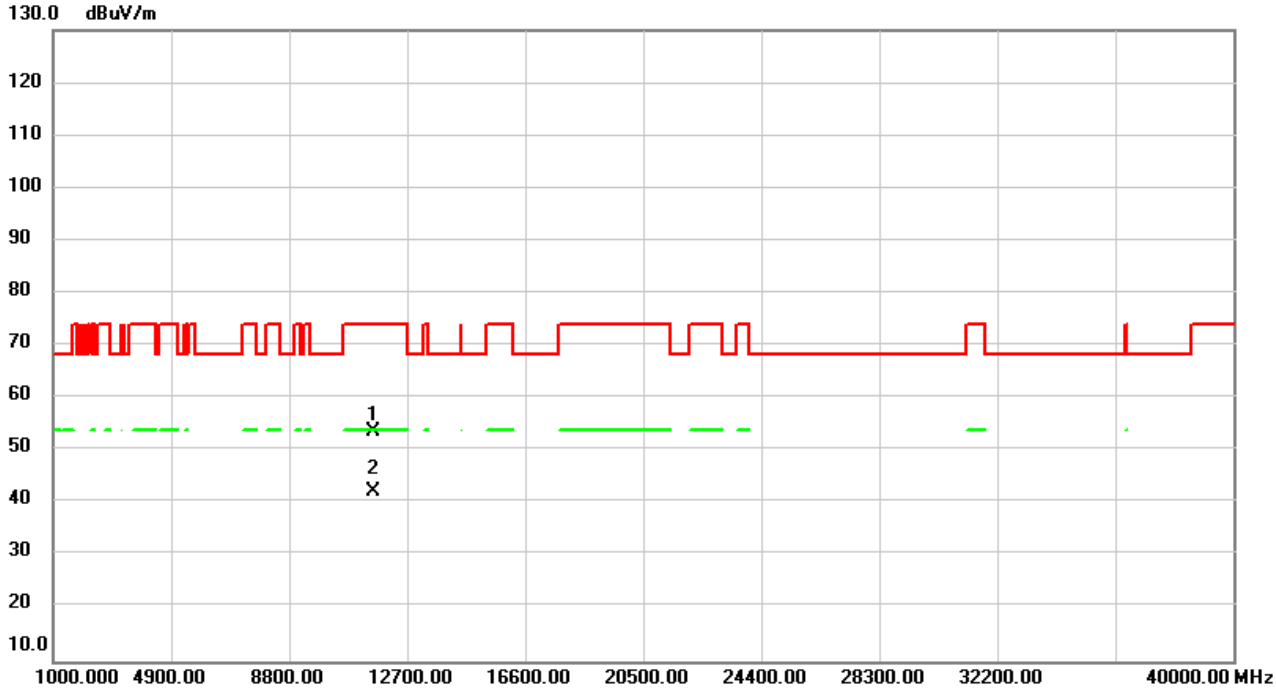

No.	Mk.	Freq.	Reading Level	Correct Factor	Measure-ment	Limit	Over		
		MHz	dBuV	dB	dBuV/m	dBuV/m	dB	Detector	Comment
1		11570.00	46.83	6.70	53.53	74.00	-20.47	peak	
2	*	11570.00	35.63	6.70	42.33	54.00	-11.67	AVG	

REMARKS:
(1) Measurement Value = Reading Level + Correct Factor.
(2) Margin Level = Measurement Value - Limit Value.

Test Mode	IEEE 802.11ax (HE20)	Test Date	2023/7/27
Test Frequency	5825MHz	Polarization	Vertical
Temp	26°C	Hum.	59%

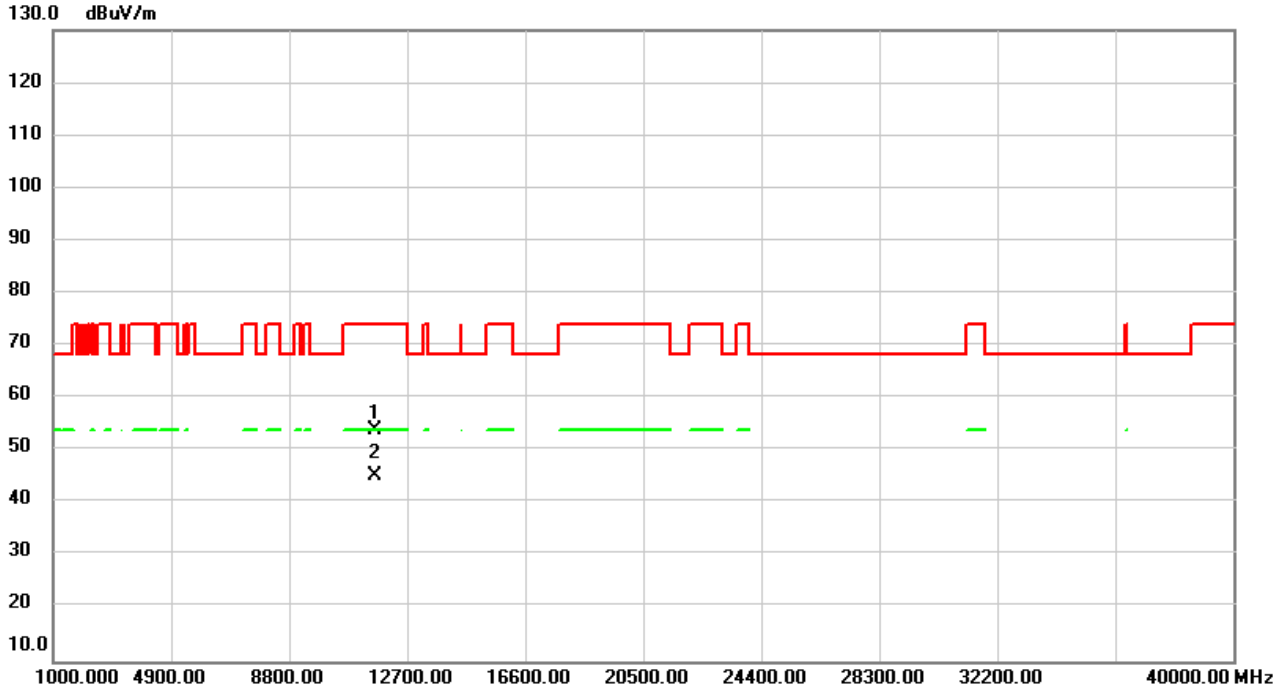

No.	Mk.	Freq.	Reading Level	Correct Factor	Measure-ment	Limit	Over		
		MHz	dBuV	dB	dBuV/m	dBuV/m	dB	Detector	Comment
1		11650.00	47.32	6.64	53.96	74.00	-20.04	peak	
2	*	11650.00	38.74	6.64	45.38	54.00	-8.62	AVG	

REMARKS:
(1) Measurement Value = Reading Level + Correct Factor.
(2) Margin Level = Measurement Value - Limit Value.

Test Mode	IEEE 802.11ax (HE20)	Test Date	2023/7/27
Test Frequency	5825MHz	Polarization	Horizontal
Temp	26°C	Hum.	59%

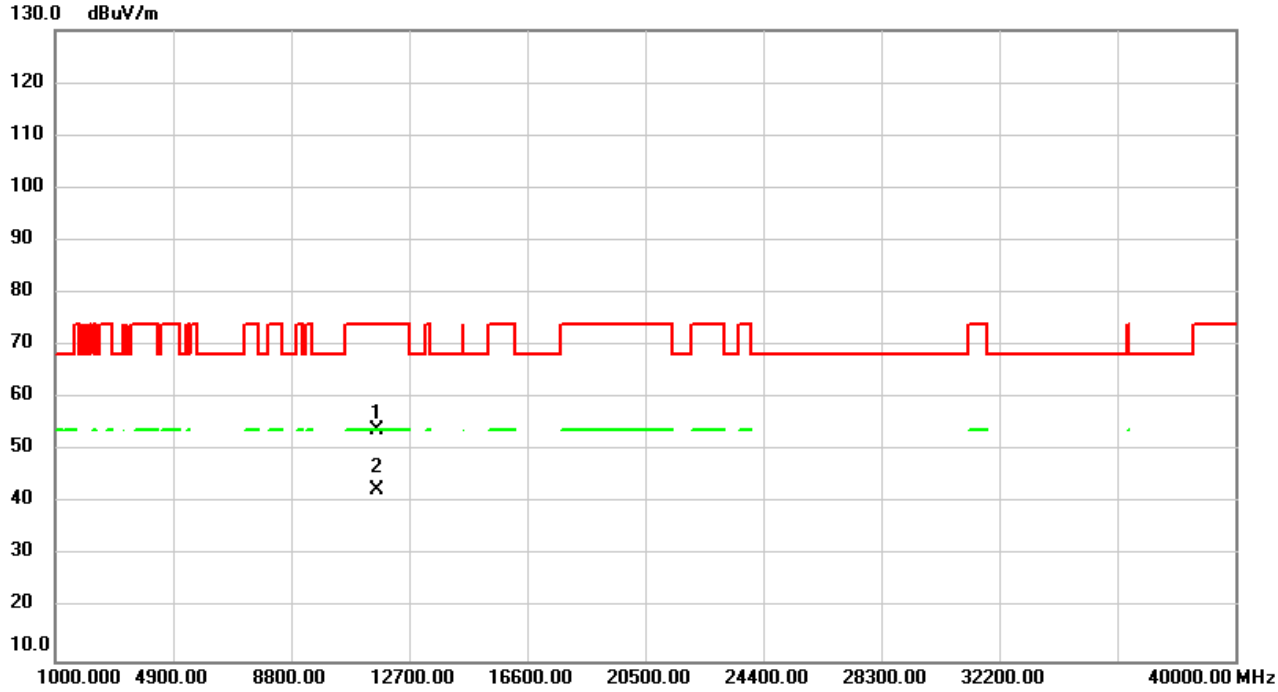

No.	Mk.	Freq.	Reading Level	Correct Factor	Measure-ment	Limit	Over		
		MHz	dBuV	dB	dBuV/m	dBuV/m	dB	Detector	Comment
1		11650.00	47.30	6.64	53.94	74.00	-20.06	peak	
2	*	11650.00	35.98	6.64	42.62	54.00	-11.38	AVG	

REMARKS:
(1) Measurement Value = Reading Level + Correct Factor.
(2) Margin Level = Measurement Value - Limit Value.

Test Mode	IEEE 802.11ax (HE40)	Test Date	2023/7/27
Test Frequency	5190MHz	Polarization	Vertical
Temp	26°C	Hum.	59%

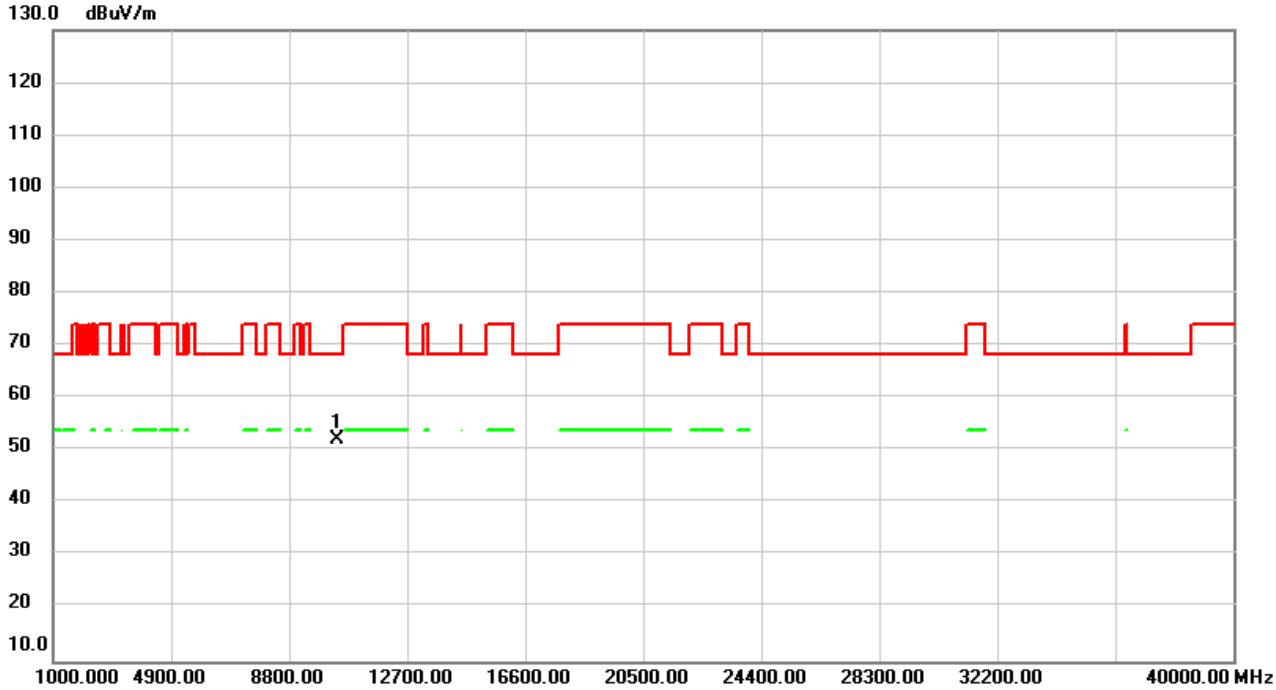

No.	Mk.	Freq.	Reading Level	Correct Factor	Measure-ment	Limit	Over		
		MHz	dBuV	dB	dBuV/m	dBuV/m	dB	Detector	Comment
1	*	10380.00	46.62	5.50	52.12	68.20	-16.08	peak	

REMARKS:
(1) Measurement Value = Reading Level + Correct Factor.
(2) Margin Level = Measurement Value - Limit Value.

Test Mode	IEEE 802.11ax (HE40)	Test Date	2023/7/27
Test Frequency	5190MHz	Polarization	Horizontal
Temp	26°C	Hum.	59%

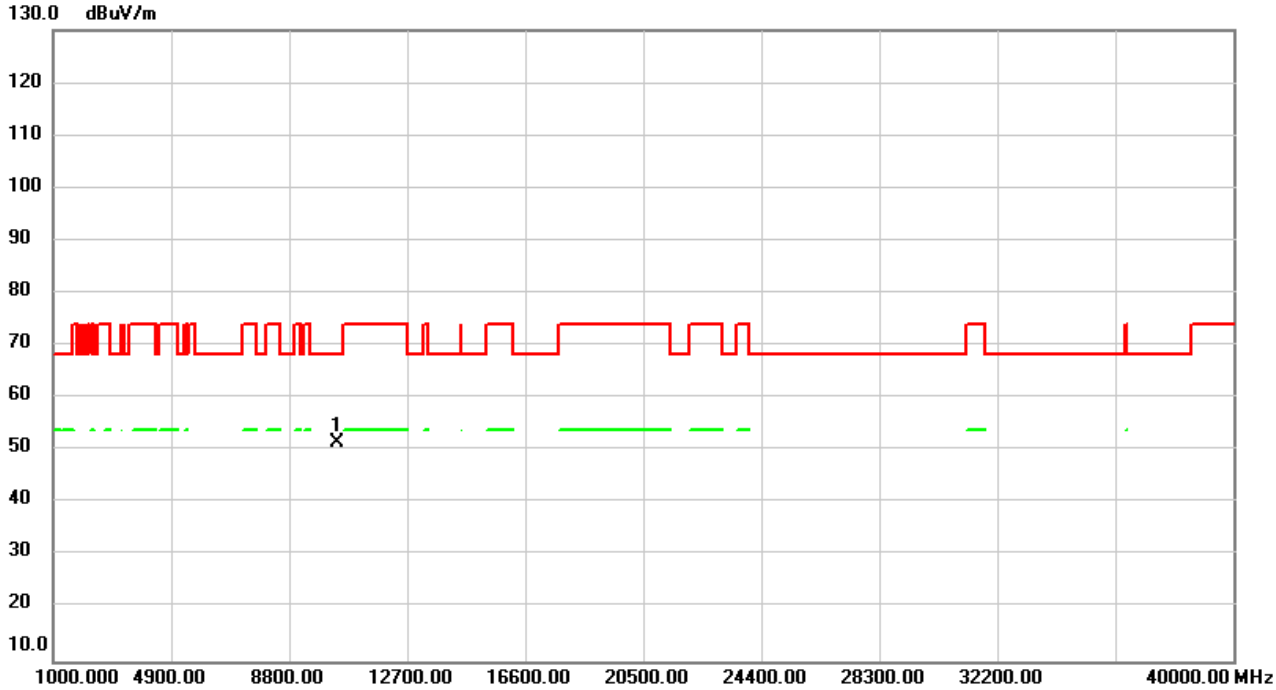

No.	Mk.	Freq.	Reading Level	Correct Factor	Measure-ment	Limit	Over		
		MHz	dBuV	dB	dBuV/m	dBuV/m	dB	Detector	Comment
1	*	10380.00	46.07	5.50	51.57	68.20	-16.63	peak	

REMARKS:
(1) Measurement Value = Reading Level + Correct Factor.
(2) Margin Level = Measurement Value - Limit Value.

Test Mode	IEEE 802.11ax (HE40)	Test Date	2023/7/27
Test Frequency	5230MHz	Polarization	Vertical
Temp	26°C	Hum.	59%

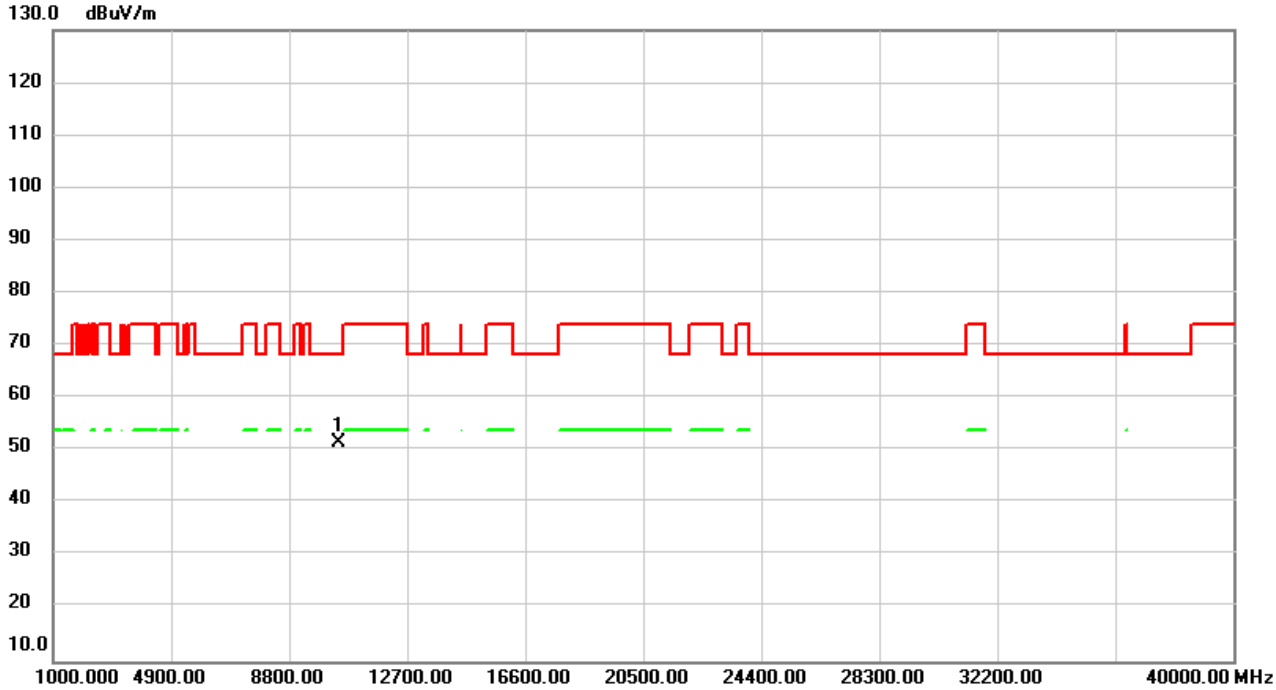

No.	Mk.	Freq.	Reading Level	Correct Factor	Measure-ment	Limit	Over		
		MHz	dBuV	dB	dBuV/m	dBuV/m	dB	Detector	Comment
1	*	10460.00	46.15	5.36	51.51	68.20	-16.69	peak	

REMARKS:
(1) Measurement Value = Reading Level + Correct Factor.
(2) Margin Level = Measurement Value - Limit Value.

Test Mode	IEEE 802.11ax (HE40)	Test Date	2023/7/27
Test Frequency	5230MHz	Polarization	Horizontal
Temp	26°C	Hum.	59%

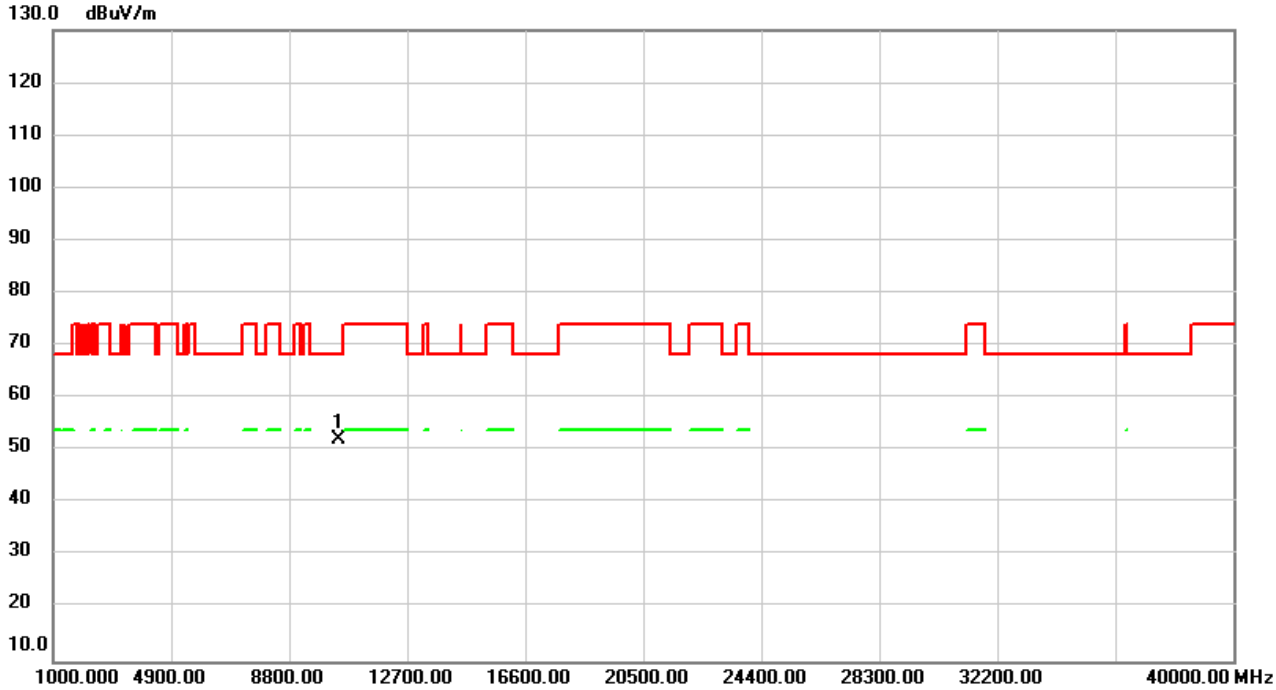

No.	Mk.	Freq.	Reading Level	Correct Factor	Measure-ment	Limit	Over		
		MHz	dBuV	dB	dBuV/m	dBuV/m	dB	Detector	Comment
1	*	10460.00	46.80	5.36	52.16	68.20	-16.04	peak	

REMARKS:
(1) Measurement Value = Reading Level + Correct Factor.
(2) Margin Level = Measurement Value - Limit Value.

Test Mode	IEEE 802.11ax (HE40)	Test Date	2023/7/27
Test Frequency	5270MHz	Polarization	Vertical
Temp	26°C	Hum.	59%

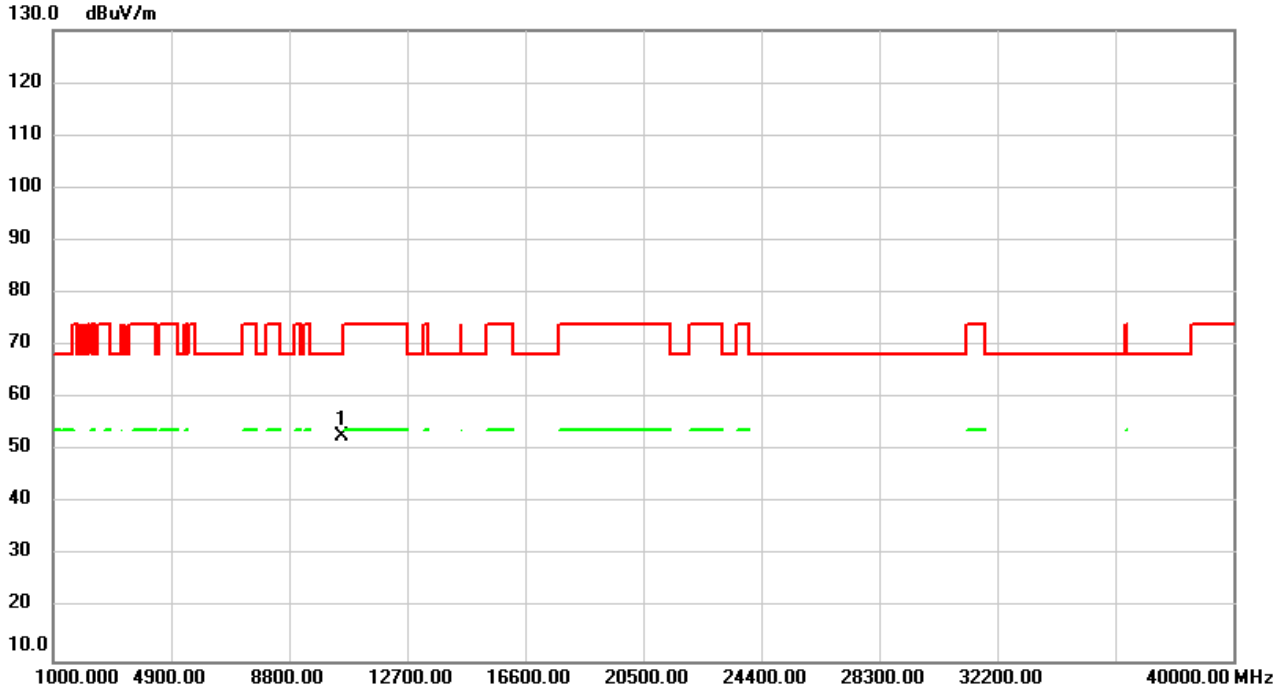

No.	Mk.	Freq.	Reading Level	Correct Factor	Measure-ment	Limit	Over		
		MHz	dBuV	dB	dBuV/m	dBuV/m	dB	Detector	Comment
1	*	10540.00	47.35	5.38	52.73	68.20	-15.47	peak	

REMARKS:
(1) Measurement Value = Reading Level + Correct Factor.
(2) Margin Level = Measurement Value - Limit Value.

Test Mode	IEEE 802.11ax (HE40)	Test Date	2023/7/27
Test Frequency	5270MHz	Polarization	Horizontal
Temp	26°C	Hum.	59%

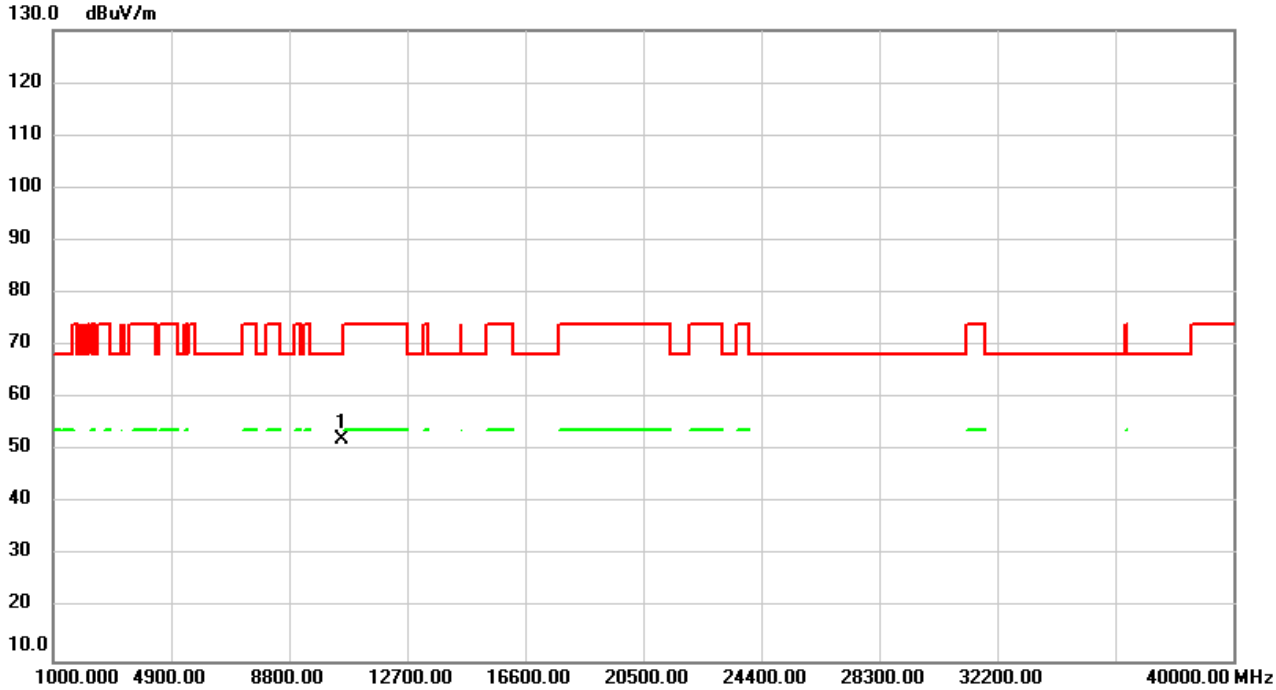

No.	Mk.	Freq.	Reading Level	Correct Factor	Measure-ment	Limit	Over		
		MHz	dBuV	dB	dBuV/m	dBuV/m	dB	Detector	Comment
1	*	10540.00	46.69	5.38	52.07	68.20	-16.13	peak	

REMARKS:
(1) Measurement Value = Reading Level + Correct Factor.
(2) Margin Level = Measurement Value - Limit Value.

Test Mode	IEEE 802.11ax (HE40)	Test Date	2023/7/27
Test Frequency	5310MHz	Polarization	Vertical
Temp	26°C	Hum.	59%

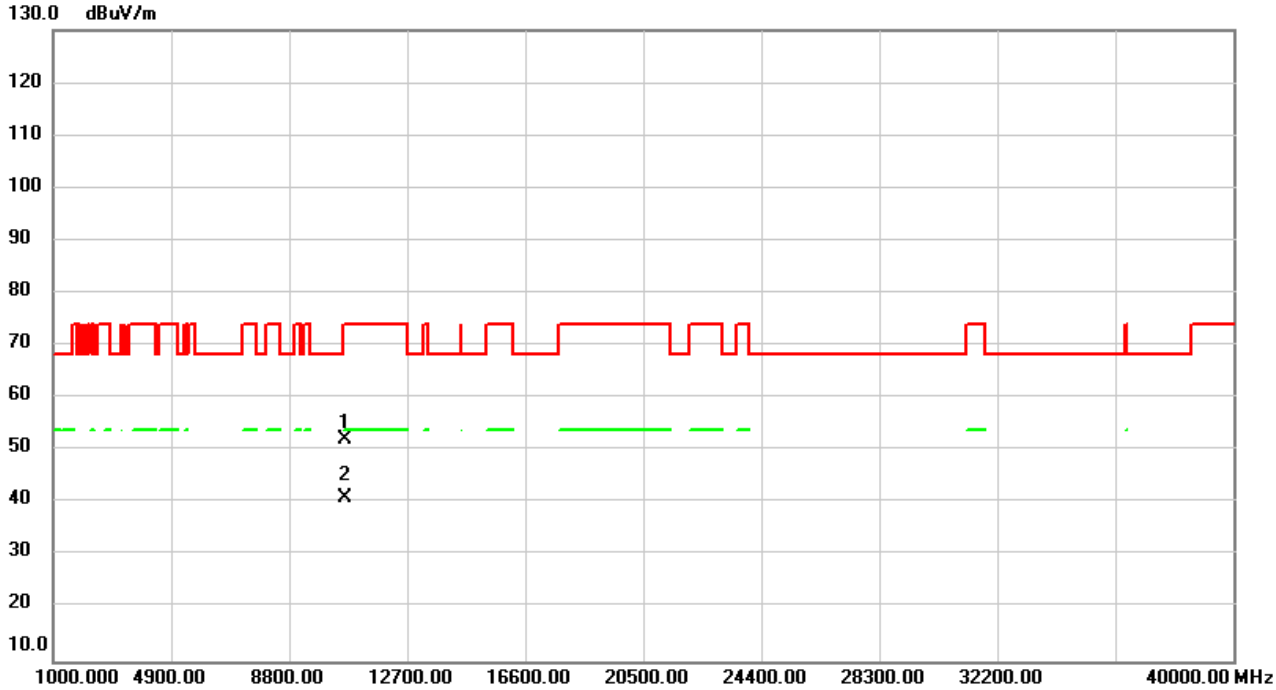

No.	Mk.	Freq.	Reading Level	Correct Factor	Measure-ment	Limit	Over		
		MHz	dBuV	dB	dBuV/m	dBuV/m	dB	Detector	Comment
1		10620.00	46.47	5.56	52.03	74.00	-21.97	peak	
2	*	10620.00	35.53	5.56	41.09	54.00	-12.91	AVG	

REMARKS:
(1) Measurement Value = Reading Level + Correct Factor.
(2) Margin Level = Measurement Value - Limit Value.

Test Mode	IEEE 802.11ax (HE40)	Test Date	2023/7/27
Test Frequency	5310MHz	Polarization	Horizontal
Temp	26°C	Hum.	59%

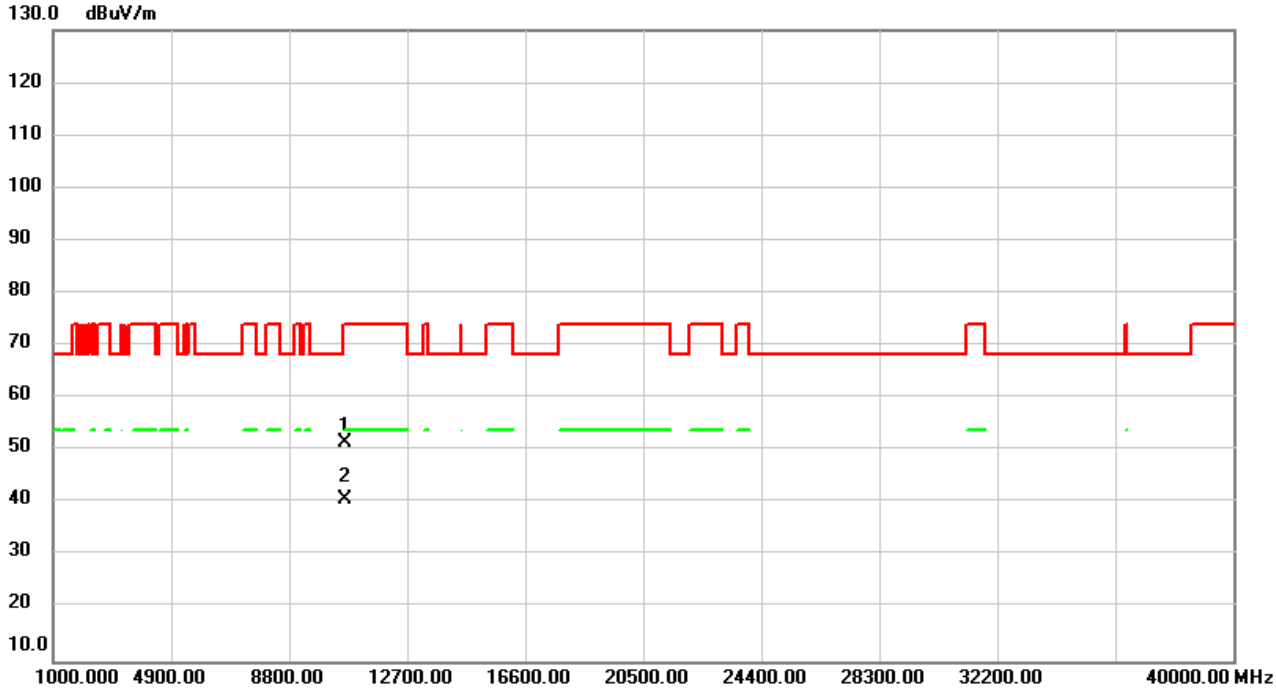

No.	Mk.	Freq.	Reading Level	Correct Factor	Measure-ment	Limit	Over		
		MHz	dBuV	dB	dBuV/m	dBuV/m	dB	Detector	Comment
1		10620.00	46.07	5.56	51.63	74.00	-22.37	peak	
2	*	10620.00	35.26	5.56	40.82	54.00	-13.18	AVG	

REMARKS:
(1) Measurement Value = Reading Level + Correct Factor.
(2) Margin Level = Measurement Value - Limit Value.

Test Mode	IEEE 802.11ax (HE40)	Test Date	2023/7/27
Test Frequency	5510MHz	Polarization	Vertical
Temp	26°C	Hum.	59%

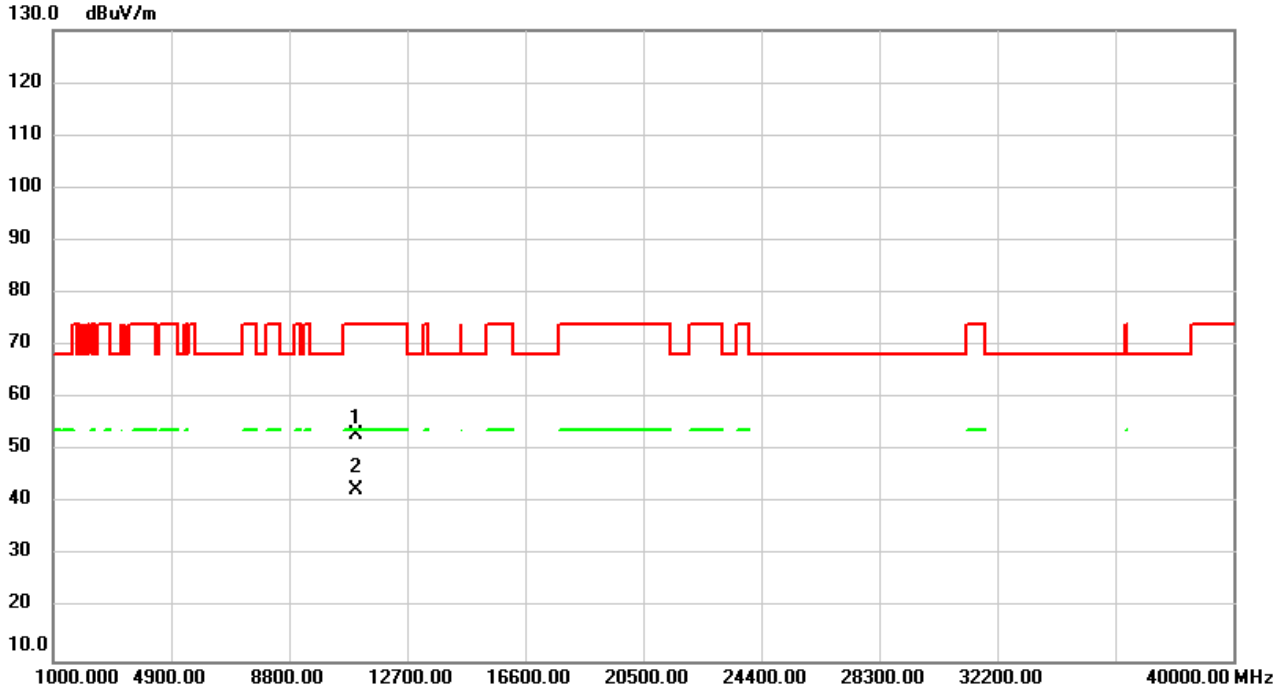

No.	Mk.	Freq.	Reading Level	Correct Factor	Measure-ment	Limit	Over		
		MHz	dBuV	dB	dBuV/m	dBuV/m	dB	Detector	Comment
1		11020.00	46.65	6.45	53.10	74.00	-20.90	peak	
2	*	11020.00	35.98	6.45	42.43	54.00	-11.57	AVG	

REMARKS:
(1) Measurement Value = Reading Level + Correct Factor.
(2) Margin Level = Measurement Value - Limit Value.

Test Mode	IEEE 802.11ax (HE40)	Test Date	2023/7/27
Test Frequency	5510MHz	Polarization	Horizontal
Temp	26°C	Hum.	59%

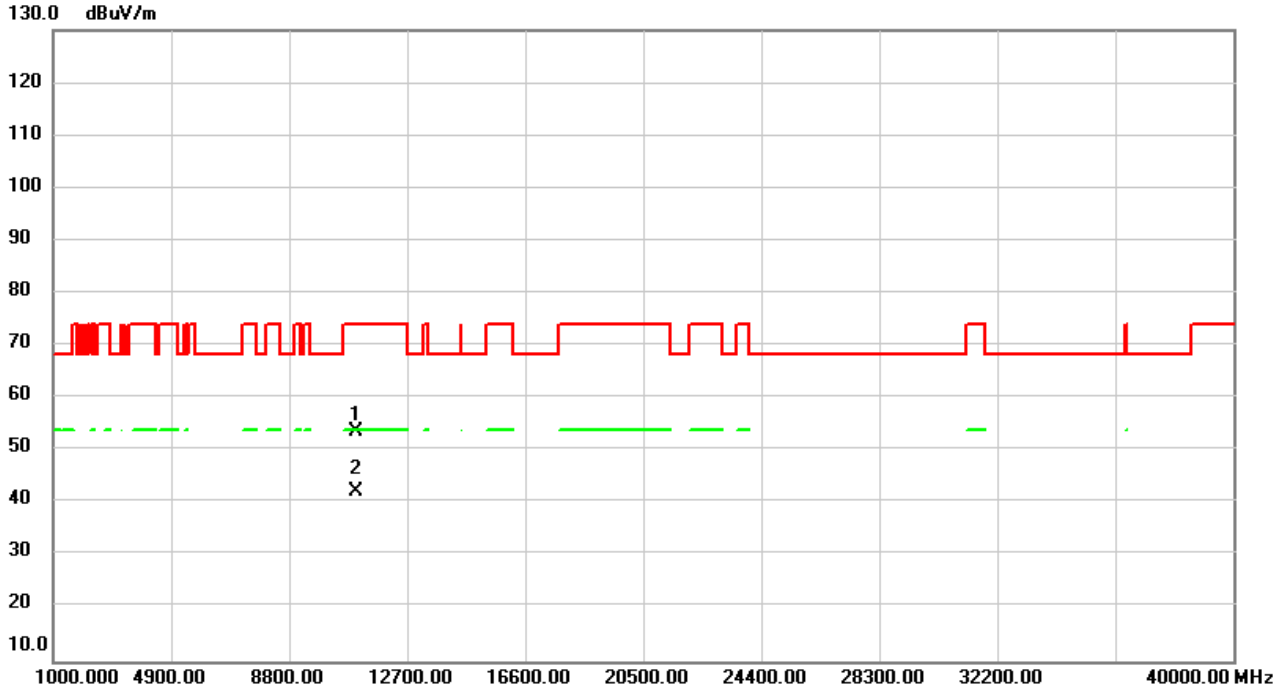

No.	Mk.	Freq.	Reading Level	Correct Factor	Measure-ment	Limit	Over		
		MHz	dBuV	dB	dBuV/m	dBuV/m	dB	Detector	Comment
1		11020.00	47.27	6.45	53.72	74.00	-20.28	peak	
2	*	11020.00	35.88	6.45	42.33	54.00	-11.67	AVG	

REMARKS:
(1) Measurement Value = Reading Level + Correct Factor.
(2) Margin Level = Measurement Value - Limit Value.

Test Mode	IEEE 802.11ax (HE40)	Test Date	2023/7/27
Test Frequency	5550MHz	Polarization	Vertical
Temp	26°C	Hum.	59%

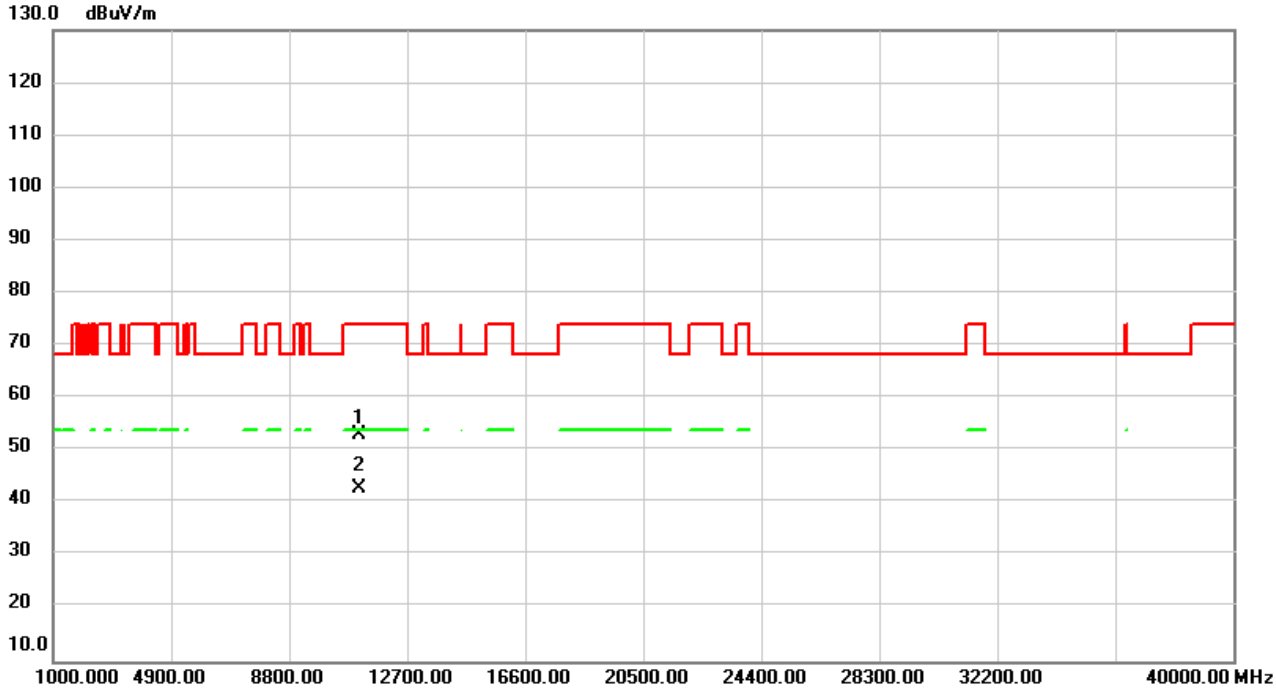

No.	Mk.	Freq.	Reading Level	Correct Factor	Measure-ment	Limit	Over		
		MHz	dBuV	dB	dBuV/m	dBuV/m	dB	Detector	Comment
1		11100.00	46.63	6.51	53.14	74.00	-20.86	peak	
2	*	11100.00	36.30	6.51	42.81	54.00	-11.19	AVG	

REMARKS:
(1) Measurement Value = Reading Level + Correct Factor.
(2) Margin Level = Measurement Value - Limit Value.

Test Mode	IEEE 802.11ax (HE40)	Test Date	2023/7/27
Test Frequency	5550MHz	Polarization	Horizontal
Temp	26°C	Hum.	59%

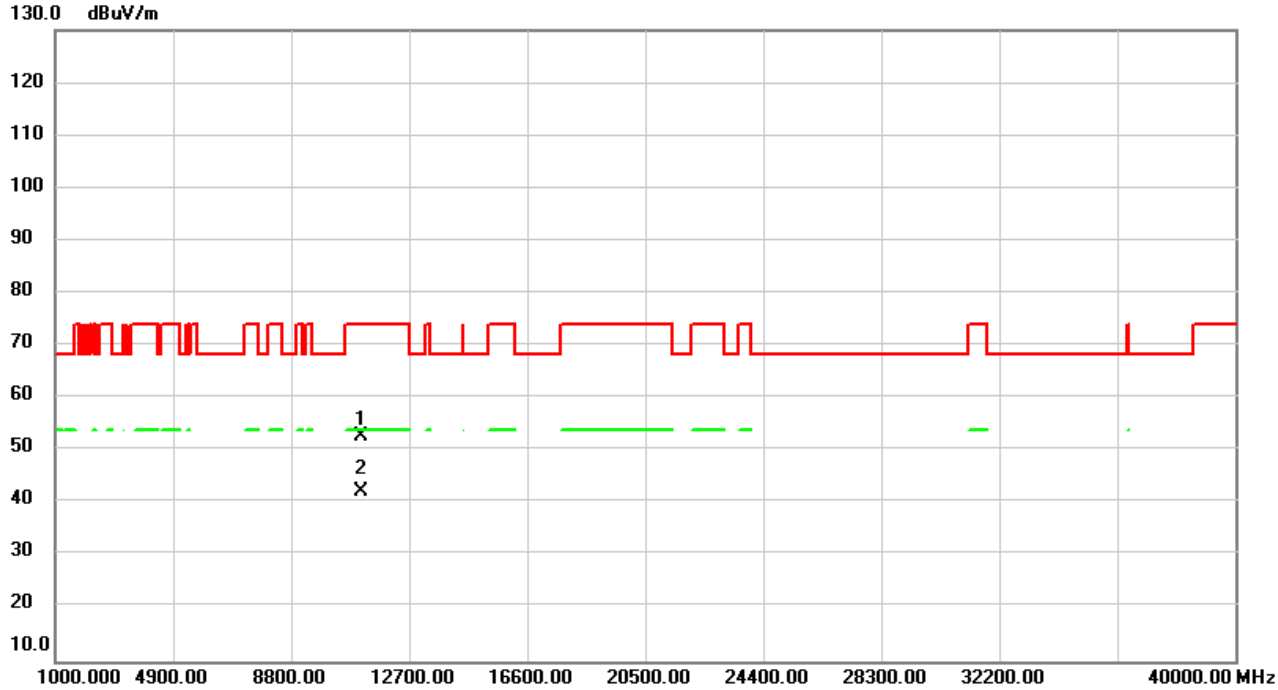

No.	Mk.	Freq.	Reading Level	Correct Factor	Measure-ment	Limit	Over		
		MHz	dBuV	dB	dBuV/m	dBuV/m	dB	Detector	Comment
1		11100.00	46.37	6.51	52.88	74.00	-21.12	peak	
2	*	11100.00	35.87	6.51	42.38	54.00	-11.62	AVG	

REMARKS:
(1) Measurement Value = Reading Level + Correct Factor.
(2) Margin Level = Measurement Value - Limit Value.

Test Mode	IEEE 802.11ax (HE40)	Test Date	2023/7/27
Test Frequency	5670MHz	Polarization	Vertical
Temp	26°C	Hum.	59%

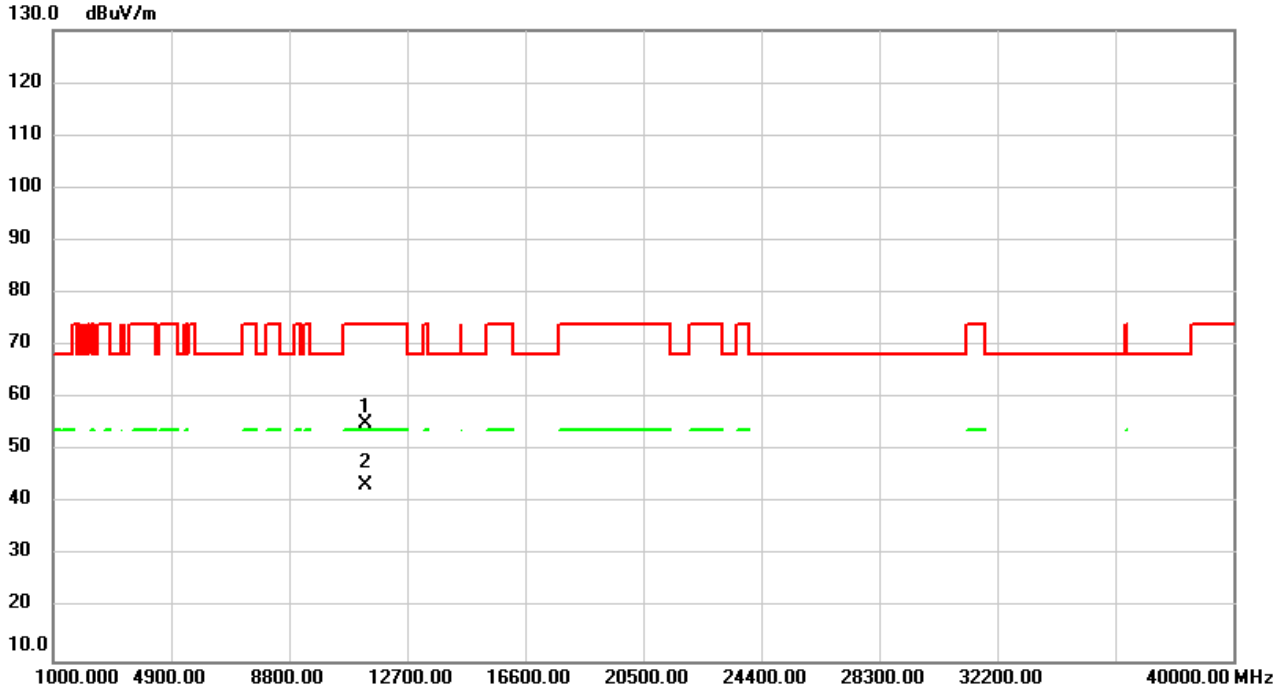

No.	Mk.	Freq.	Reading Level	Correct Factor	Measure-ment	Limit	Over		
		MHz	dBuV	dB	dBuV/m	dBuV/m	dB	Detector	Comment
1		11340.00	48.65	6.65	55.30	74.00	-18.70	peak	
2	*	11340.00	36.90	6.65	43.55	54.00	-10.45	AVG	

REMARKS:
(1) Measurement Value = Reading Level + Correct Factor.
(2) Margin Level = Measurement Value - Limit Value.

Test Mode	IEEE 802.11ax (HE40)	Test Date	2023/7/27
Test Frequency	5670MHz	Polarization	Horizontal
Temp	26°C	Hum.	59%

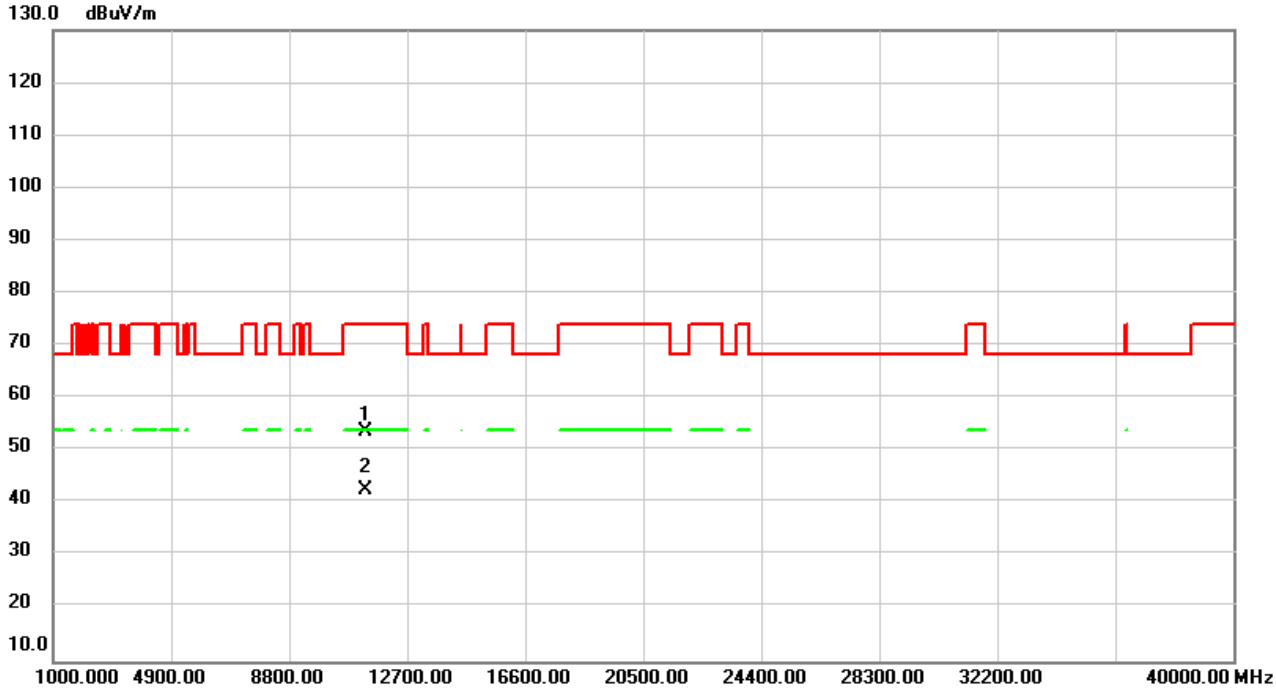

No.	Mk.	Freq.	Reading Level	Correct Factor	Measure-ment	Limit	Over		
		MHz	dBuV	dB	dBuV/m	dBuV/m	dB	Detector	Comment
1		11340.00	46.89	6.65	53.54	74.00	-20.46	peak	
2	*	11340.00	35.89	6.65	42.54	54.00	-11.46	AVG	

REMARKS:
(1) Measurement Value = Reading Level + Correct Factor.
(2) Margin Level = Measurement Value - Limit Value.

Test Mode	IEEE 802.11ax (HE40)	Test Date	2023/7/27
Test Frequency	5755MHz	Polarization	Vertical
Temp	26°C	Hum.	59%

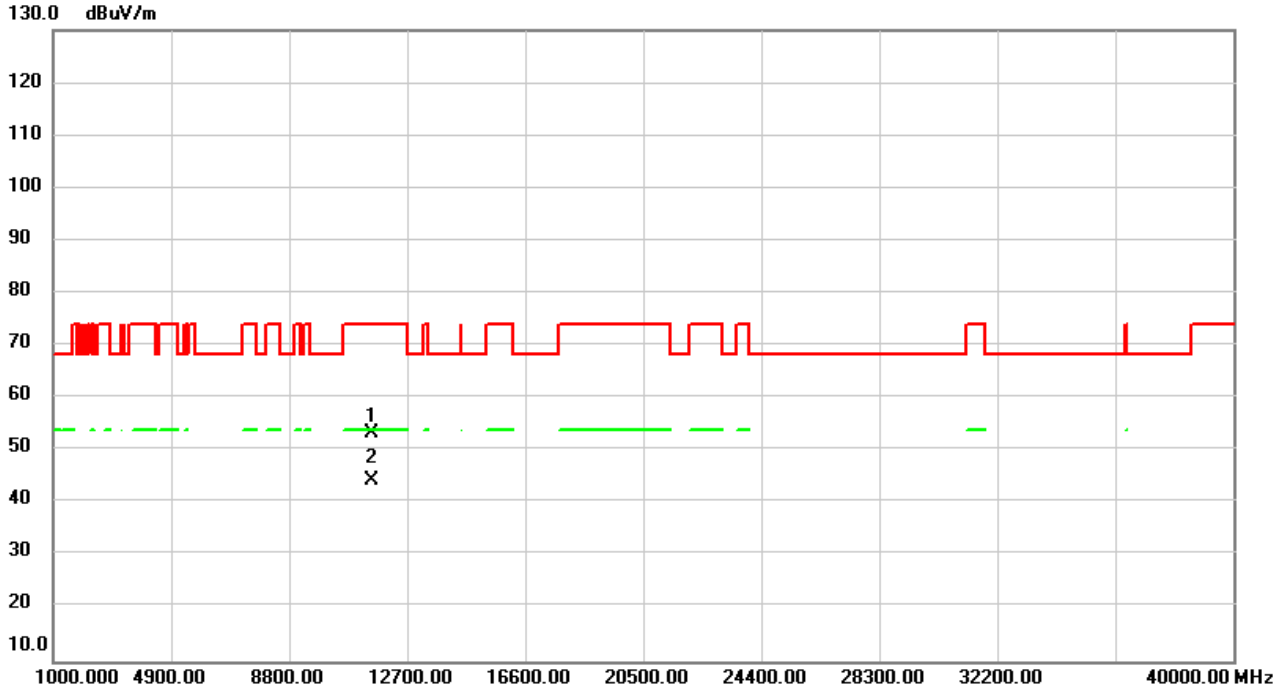

No.	Mk.	Freq.	Reading Level	Correct Factor	Measure-ment	Limit	Over		
		MHz	dBuV	dB	dBuV/m	dBuV/m	dB	Detector	Comment
1		11510.00	46.54	6.74	53.28	74.00	-20.72	peak	
2	*	11510.00	37.49	6.74	44.23	54.00	-9.77	AVG	

REMARKS:
(1) Measurement Value = Reading Level + Correct Factor.
(2) Margin Level = Measurement Value - Limit Value.

Test Mode	IEEE 802.11ax (HE40)	Test Date	2023/7/27
Test Frequency	5755MHz	Polarization	Horizontal
Temp	26°C	Hum.	59%

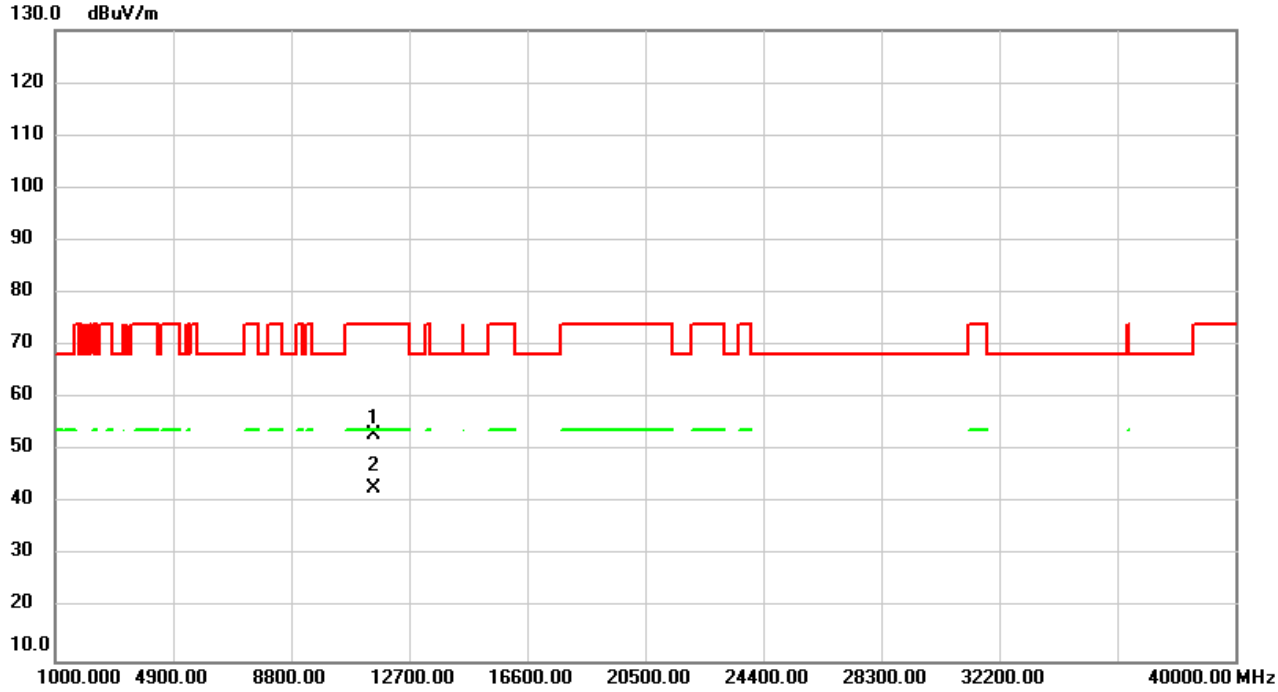

No.	Mk.	Freq.	Reading Level	Correct Factor	Measure-ment	Limit	Over		
		MHz	dBuV	dB	dBuV/m	dBuV/m	dB	Detector	Comment
1		11510.00	46.41	6.74	53.15	74.00	-20.85	peak	
2	*	11510.00	36.10	6.74	42.84	54.00	-11.16	AVG	

REMARKS:
(1) Measurement Value = Reading Level + Correct Factor.
(2) Margin Level = Measurement Value - Limit Value.

Test Mode	IEEE 802.11ax (HE40)	Test Date	2023/7/27
Test Frequency	5795MHz	Polarization	Vertical
Temp	26°C	Hum.	59%

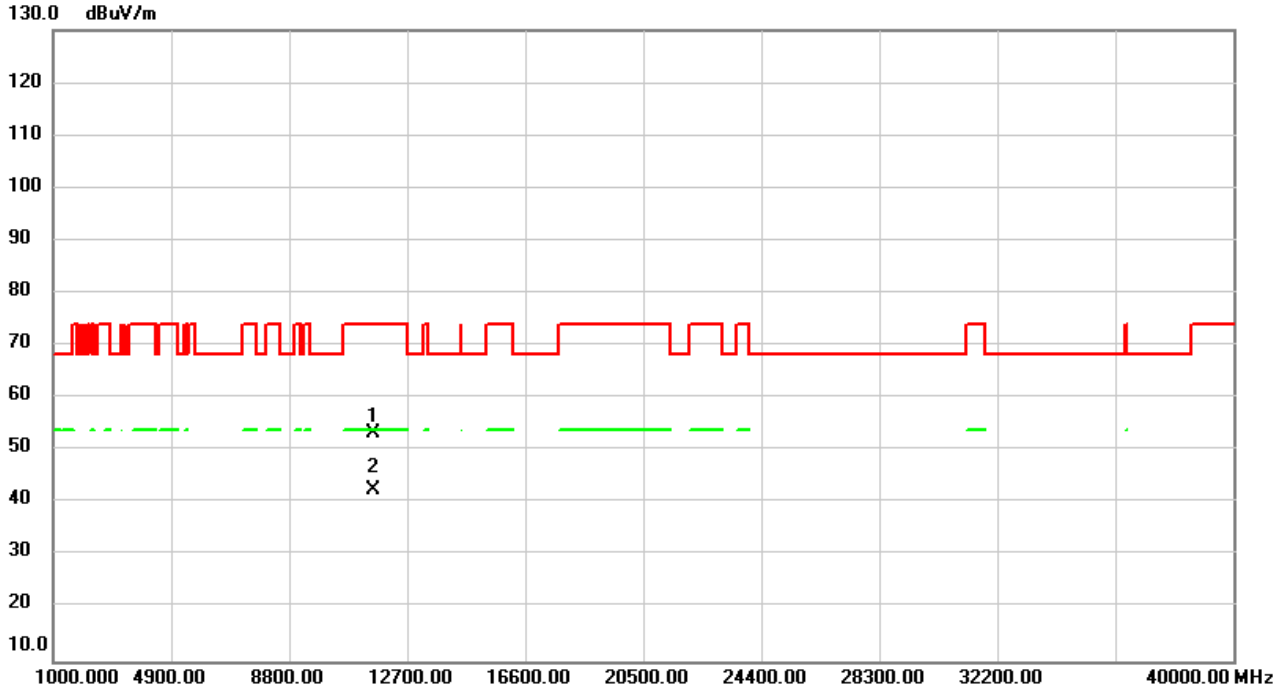

No.	Mk.	Freq.	Reading Level	Correct Factor	Measure-ment	Limit	Over		
		MHz	dBuV	dB	dBuV/m	dBuV/m	dB	Detector	Comment
1		11590.00	46.65	6.68	53.33	74.00	-20.67	peak	
2	*	11590.00	35.98	6.68	42.66	54.00	-11.34	AVG	

REMARKS:
(1) Measurement Value = Reading Level + Correct Factor.
(2) Margin Level = Measurement Value - Limit Value.

Test Mode	IEEE 802.11ax (HE40)	Test Date	2023/7/27
Test Frequency	5795MHz	Polarization	Horizontal
Temp	26°C	Hum.	59%

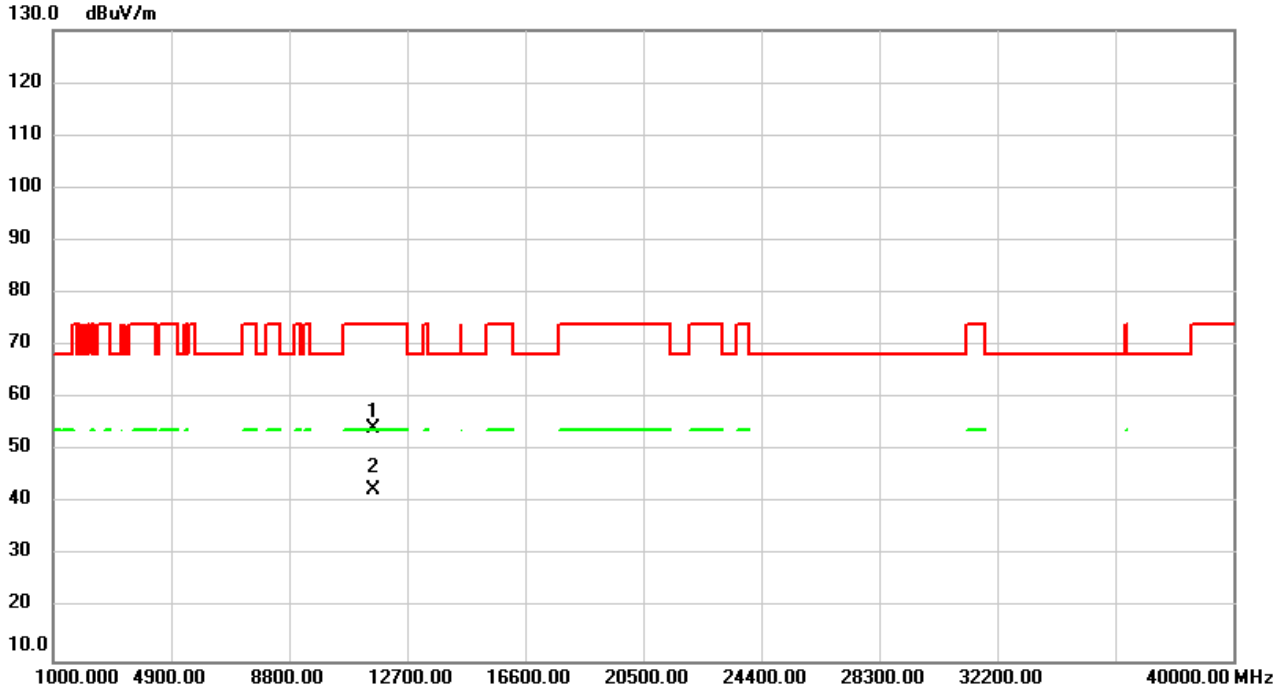

No.	Mk.	Freq.	Reading Level	Correct Factor	Measure-ment	Limit	Over		
		MHz	dBuV	dB	dBuV/m	dBuV/m	dB	Detector	Comment
1		11590.00	47.49	6.68	54.17	74.00	-19.83	peak	
2	*	11590.00	35.80	6.68	42.48	54.00	-11.52	AVG	

REMARKS:
(1) Measurement Value = Reading Level + Correct Factor.
(2) Margin Level = Measurement Value - Limit Value.

Test Mode	IEEE 802.11ax (HE80)	Test Date	2023/7/27
Test Frequency	5210MHz	Polarization	Vertical
Temp	26°C	Hum.	59%

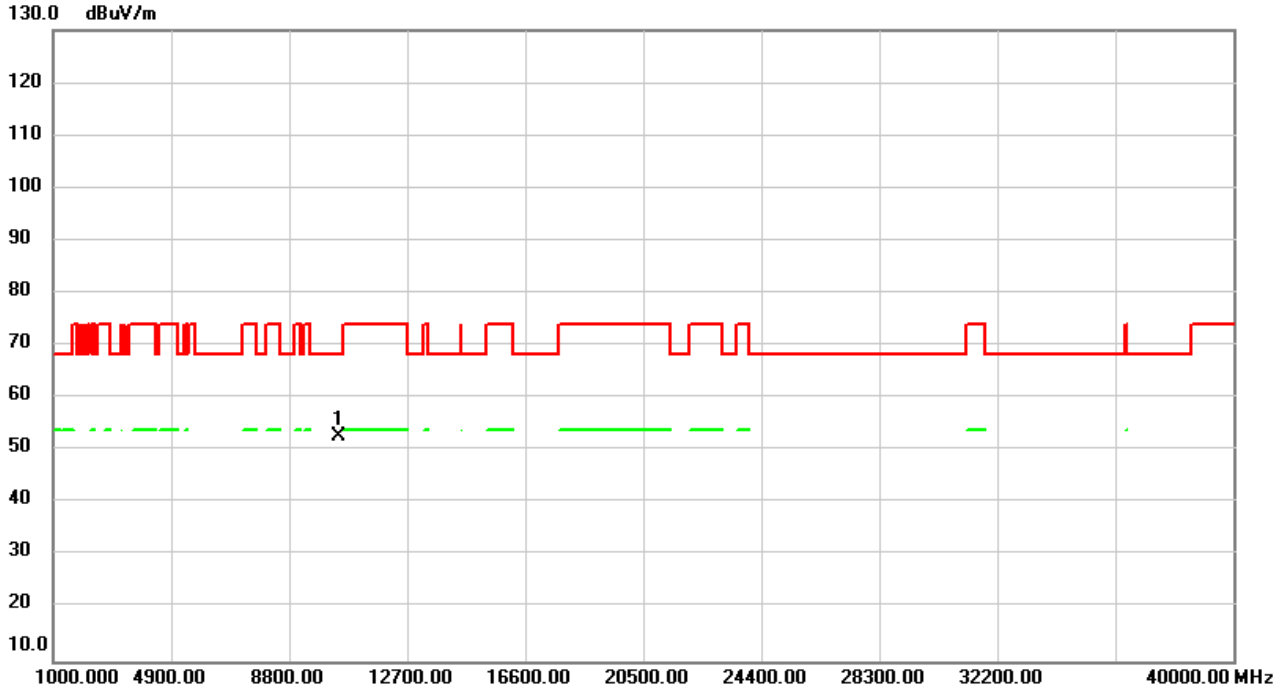

No.	Mk.	Freq.	Reading Level	Correct Factor	Measure-ment	Limit	Over		
		MHz	dBuV	dB	dBuV/m	dBuV/m	dB	Detector	Comment
1	*	10420.00	47.39	5.42	52.81	68.20	-15.39	peak	

REMARKS:
(1) Measurement Value = Reading Level + Correct Factor.
(2) Margin Level = Measurement Value - Limit Value.

Test Mode	IEEE 802.11ax (HE80)	Test Date	2023/7/27
Test Frequency	5210MHz	Polarization	Horizontal
Temp	26°C	Hum.	59%

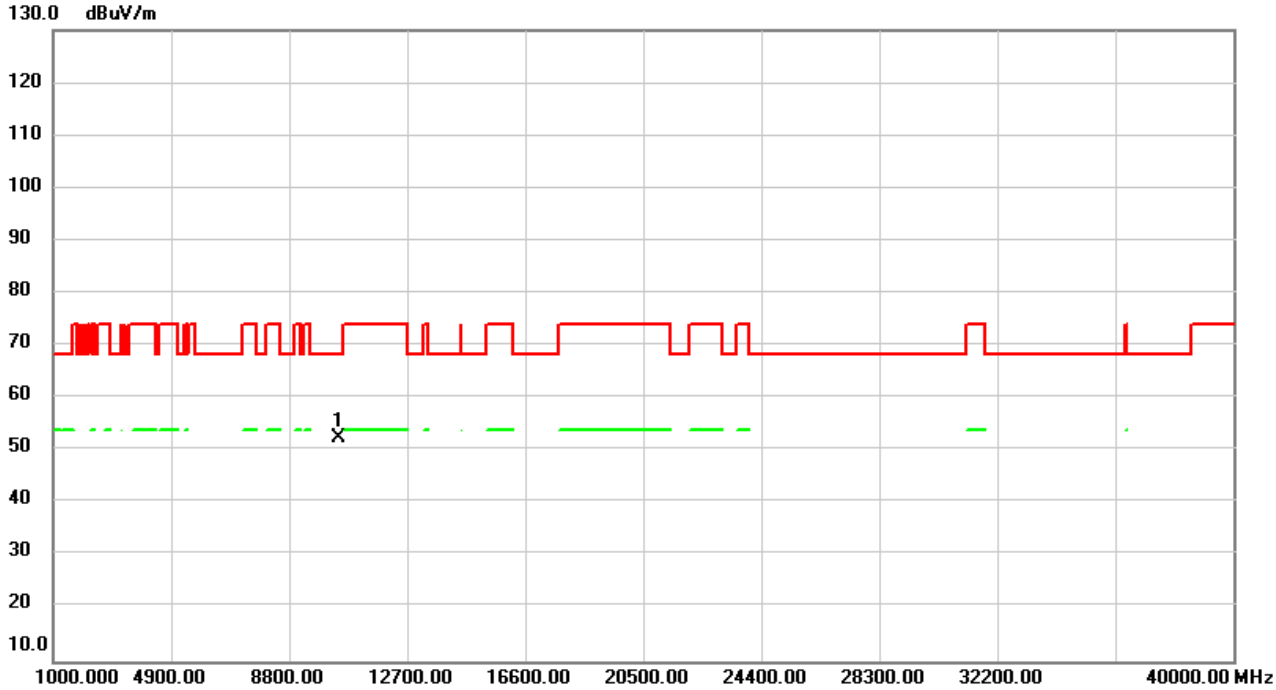

No.	Mk.	Freq.	Reading Level	Correct Factor	Measure-ment	Limit	Over		
		MHz	dBuV	dB	dBuV/m	dBuV/m	dB	Detector	Comment
1	*	10420.00	47.04	5.42	52.46	68.20	-15.74	peak	

REMARKS:
(1) Measurement Value = Reading Level + Correct Factor.
(2) Margin Level = Measurement Value - Limit Value.

Test Mode	IEEE 802.11ax (HE80)	Test Date	2023/7/27
Test Frequency	5290MHz	Polarization	Vertical
Temp	26°C	Hum.	59%

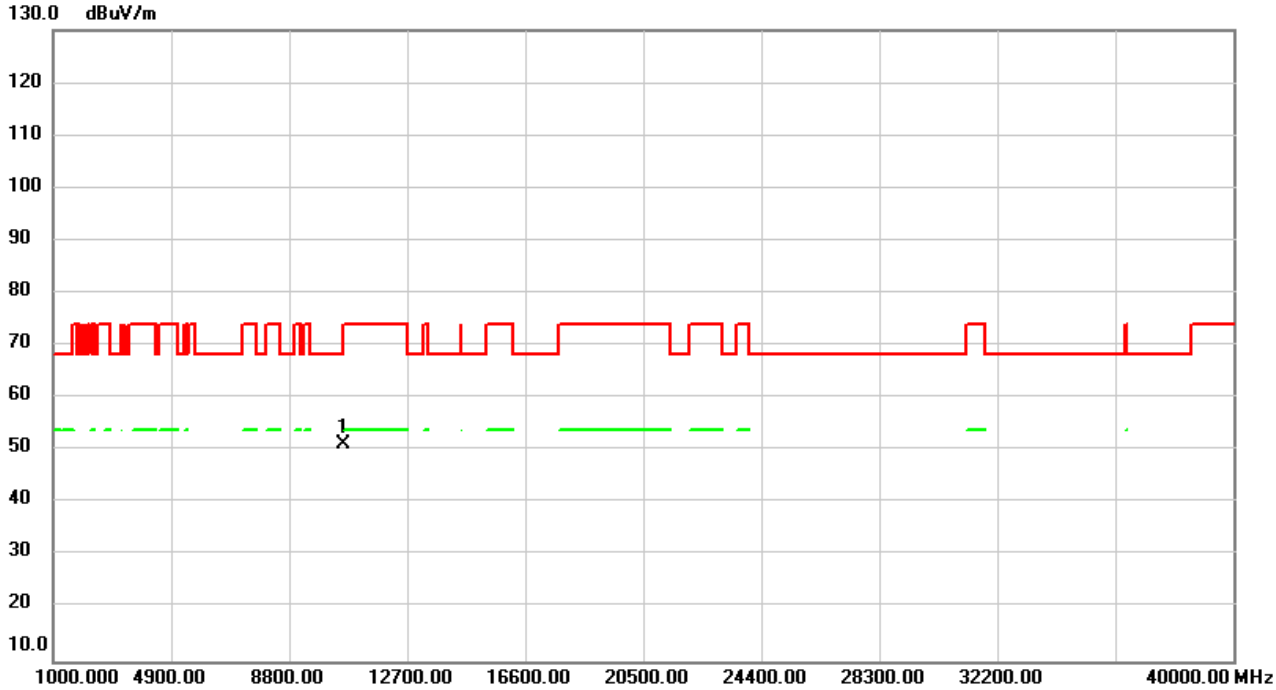

No.	Mk.	Freq.	Reading Level	Correct Factor	Measure-ment	Limit	Over		
		MHz	dBuV	dB	dBuV/m	dBuV/m	dB	Detector	Comment
1	*	10580.00	45.81	5.46	51.27	68.20	-16.93	peak	

REMARKS:
(1) Measurement Value = Reading Level + Correct Factor.
(2) Margin Level = Measurement Value - Limit Value.

Test Mode	IEEE 802.11ax (HE80)	Test Date	2023/7/27
Test Frequency	5290MHz	Polarization	Horizontal
Temp	26°C	Hum.	59%

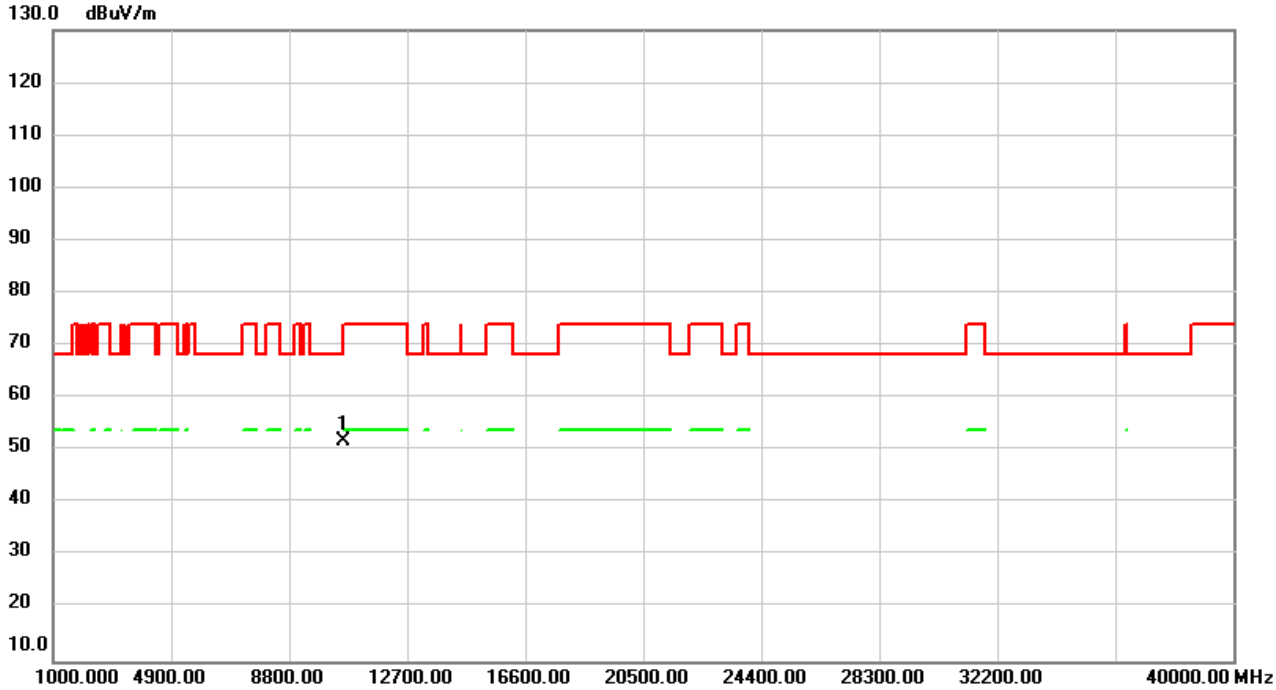

No.	Mk.	Freq.	Reading Level	Correct Factor	Measure-ment	Limit	Over		
		MHz	dBuV	dB	dBuV/m	dBuV/m	dB	Detector	Comment
1	*	10580.00	46.49	5.46	51.95	68.20	-16.25	peak	

REMARKS:
(1) Measurement Value = Reading Level + Correct Factor.
(2) Margin Level = Measurement Value - Limit Value.

Test Mode	IEEE 802.11ax (HE80)	Test Date	2023/7/27
Test Frequency	5530MHz	Polarization	Vertical
Temp	26°C	Hum.	59%

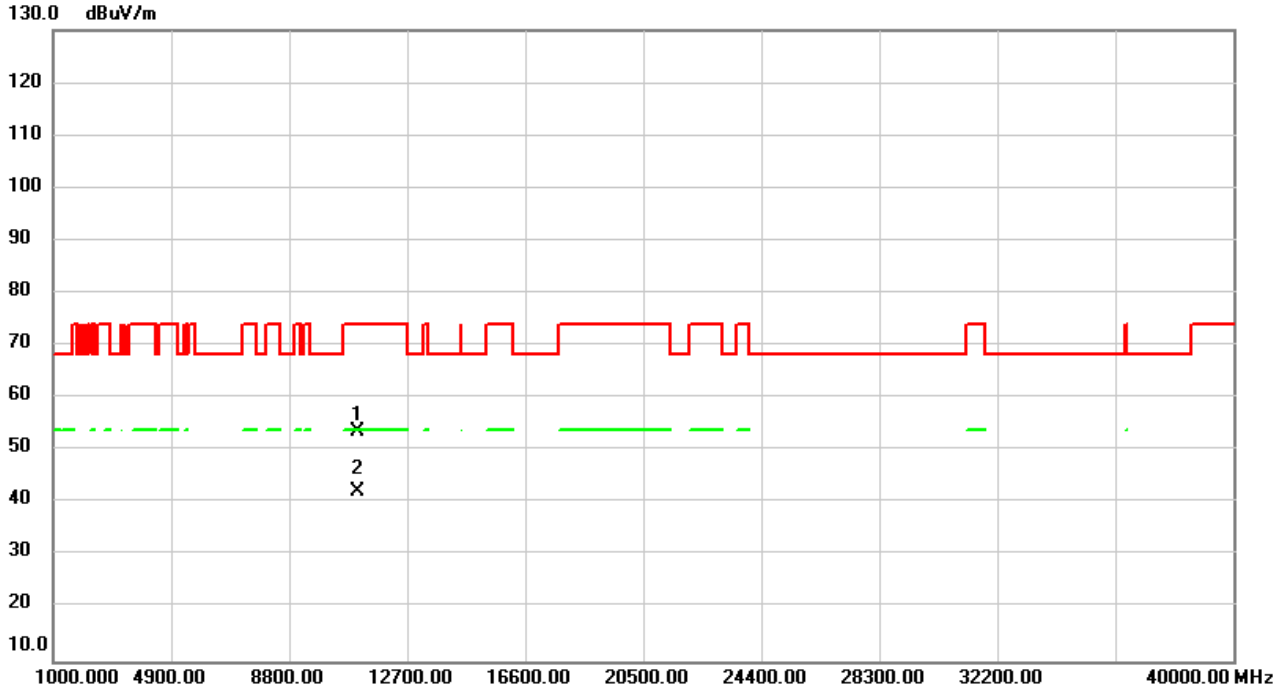

No.	Mk.	Freq.	Reading Level	Correct Factor	Measure-ment	Limit	Over		
		MHz	dBuV	dB	dBuV/m	dBuV/m	dB	Detector	Comment
1		11060.00	47.23	6.48	53.71	74.00	-20.29	peak	
2	*	11060.00	35.81	6.48	42.29	54.00	-11.71	AVG	

REMARKS:
(1) Measurement Value = Reading Level + Correct Factor.
(2) Margin Level = Measurement Value - Limit Value.

Test Mode	IEEE 802.11ax (HE80)	Test Date	2023/7/27
Test Frequency	5530MHz	Polarization	Horizontal
Temp	26°C	Hum.	59%

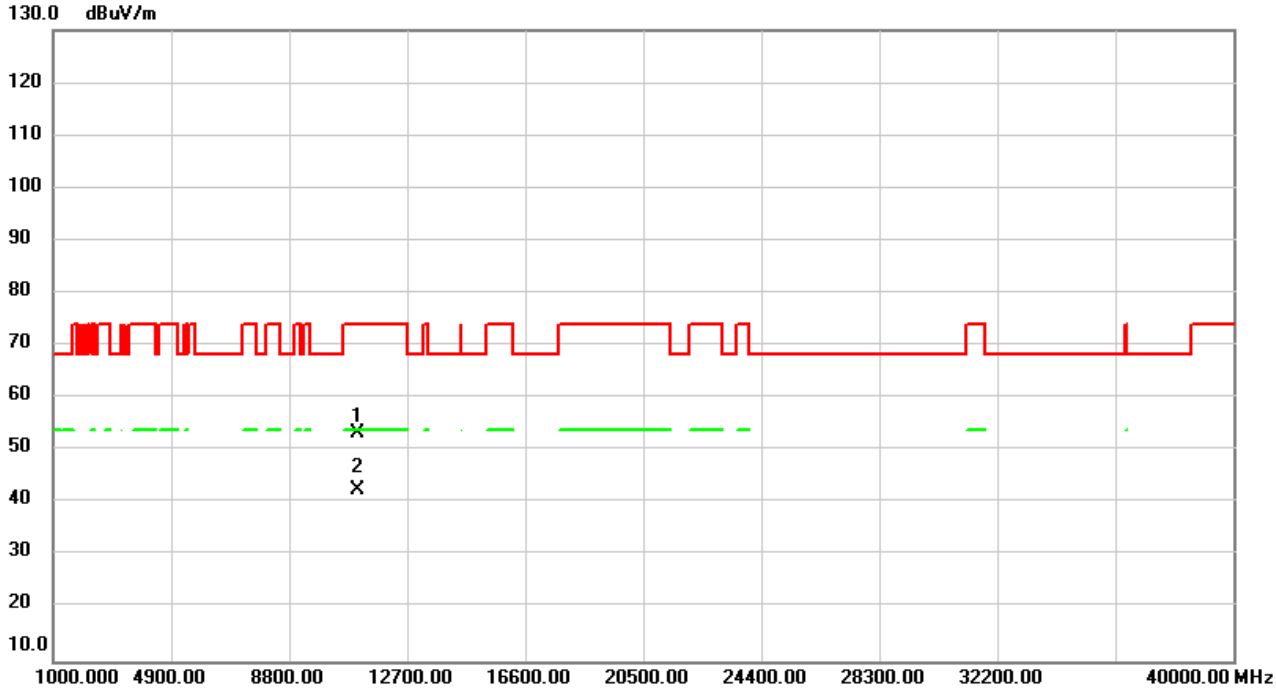

No.	Mk.	Freq.	Reading Level	Correct Factor	Measure-ment	Limit	Over		
		MHz	dBuV	dB	dBuV/m	dBuV/m	dB	Detector	Comment
1		11060.00	47.00	6.48	53.48	74.00	-20.52	peak	
2	*	11060.00	35.98	6.48	42.46	54.00	-11.54	AVG	

REMARKS:
(1) Measurement Value = Reading Level + Correct Factor.
(2) Margin Level = Measurement Value - Limit Value.

Test Mode	IEEE 802.11ax (HE80)	Test Date	2023/7/27
Test Frequency	5610MHz	Polarization	Vertical
Temp	26°C	Hum.	59%

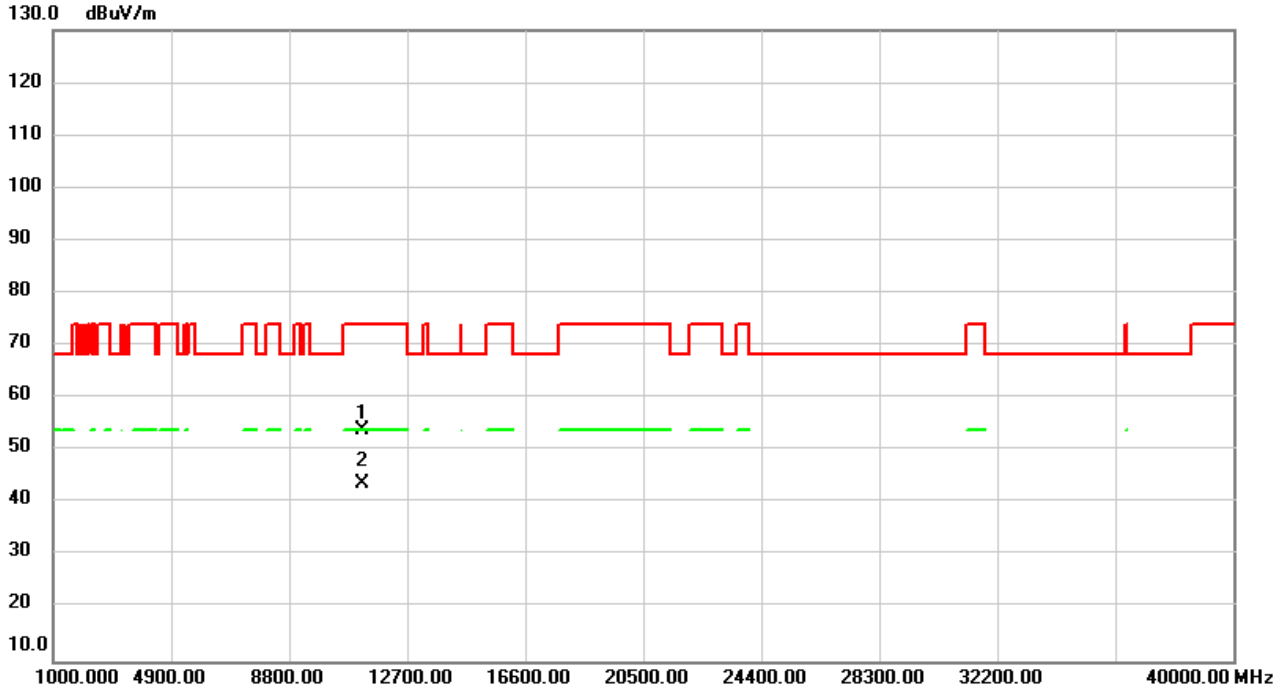

No.	Mk.	Freq.	Reading Level	Correct Factor	Measure-ment	Limit	Over		
		MHz	dBuV	dB	dBuV/m	dBuV/m	dB	Detector	Comment
1		11220.00	47.28	6.57	53.85	74.00	-20.15	peak	
2	*	11220.00	37.10	6.57	43.67	54.00	-10.33	AVG	

REMARKS:
(1) Measurement Value = Reading Level + Correct Factor.
(2) Margin Level = Measurement Value - Limit Value.

Test Mode	IEEE 802.11ax (HE80)	Test Date	2023/7/27
Test Frequency	5610MHz	Polarization	Horizontal
Temp	26°C	Hum.	59%

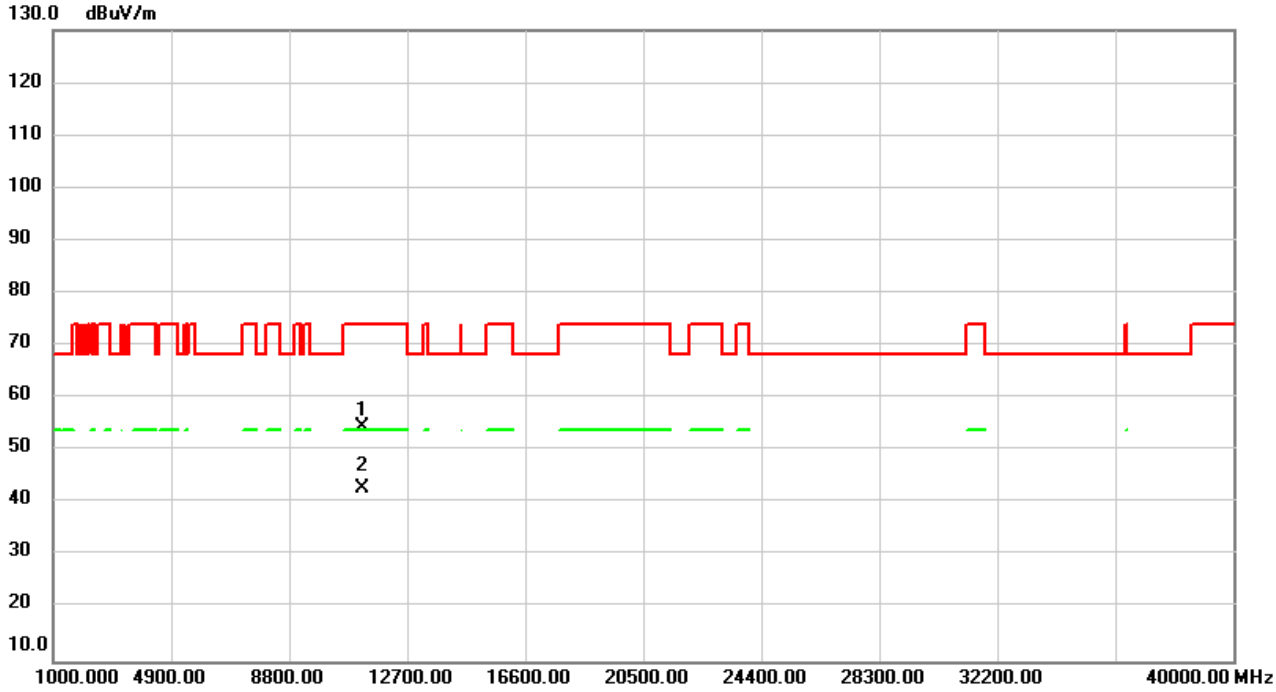

No.	Mk.	Freq.	Reading Level	Correct Factor	Measure-ment	Limit	Over		
		MHz	dBuV	dB	dBuV/m	dBuV/m	dB	Detector	Comment
1		11220.00	47.97	6.57	54.54	74.00	-19.46	peak	
2	*	11220.00	36.35	6.57	42.92	54.00	-11.08	AVG	

REMARKS:
(1) Measurement Value = Reading Level + Correct Factor.
(2) Margin Level = Measurement Value - Limit Value.

Test Mode	IEEE 802.11ax (HE80)	Test Date	2023/7/27
Test Frequency	5775MHz	Polarization	Vertical
Temp	26°C	Hum.	59%

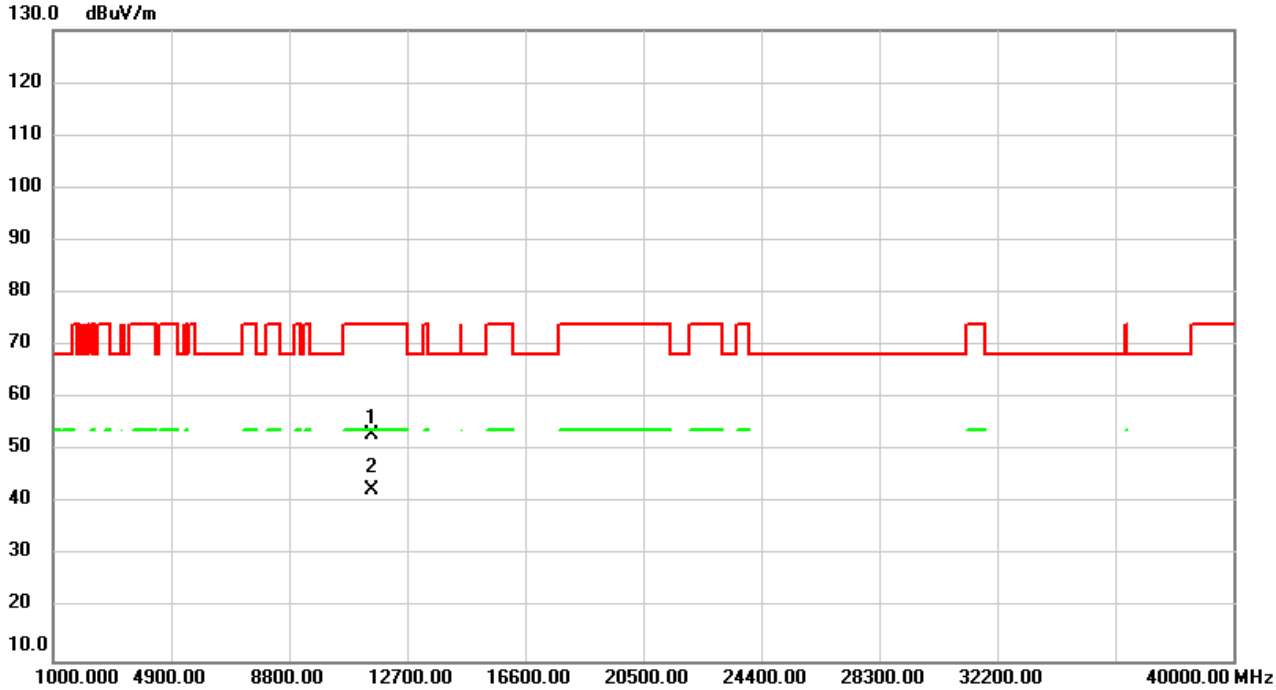

No.	Mk.	Freq.	Reading Level	Correct Factor	Measure-ment	Limit	Over		
		MHz	dBuV	dB	dBuV/m	dBuV/m	dB	Detector	Comment
1		11550.00	46.27	6.71	52.98	74.00	-21.02	peak	
2	*	11550.00	35.96	6.71	42.67	54.00	-11.33	AVG	

REMARKS:
(1) Measurement Value = Reading Level + Correct Factor.
(2) Margin Level = Measurement Value - Limit Value.

Test Mode	IEEE 802.11ax (HE80)	Test Date	2023/7/27
Test Frequency	5775MHz	Polarization	Horizontal
Temp	26°C	Hum.	59%

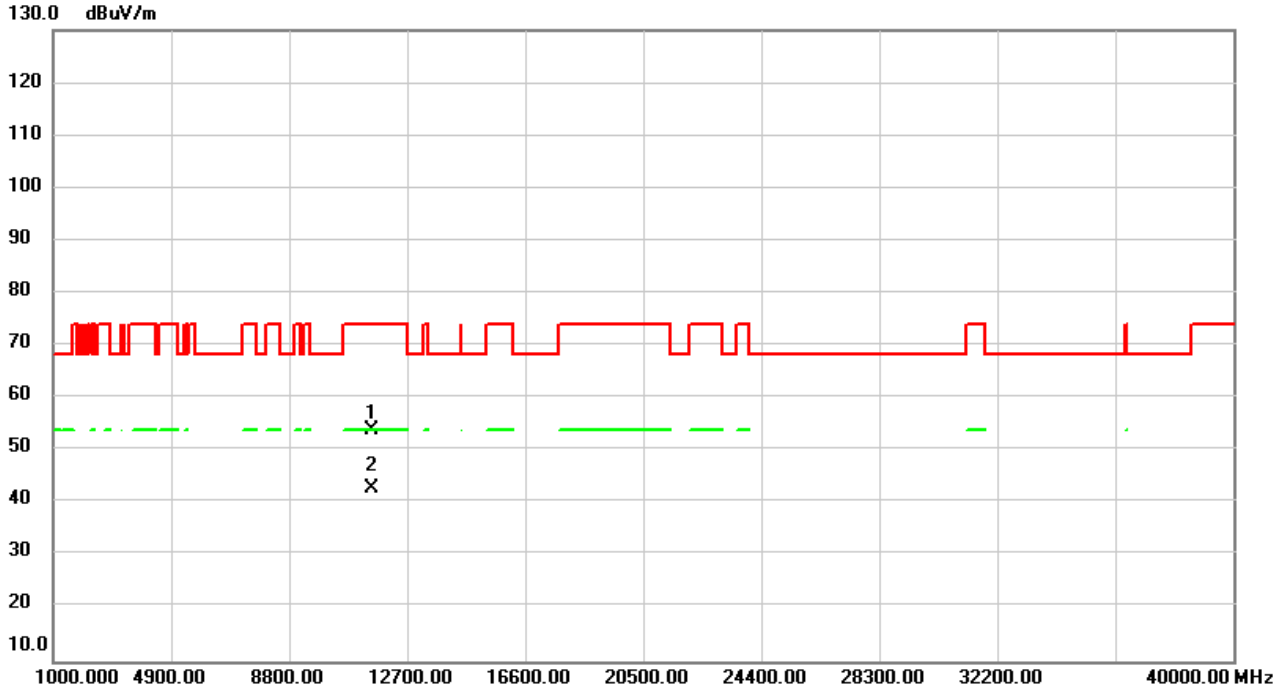

No.	Mk.	Freq.	Reading Level	Correct Factor	Measure-ment	Limit	Over		
		MHz	dBuV	dB	dBuV/m	dBuV/m	dB	Detector	Comment
1		11550.00	47.20	6.71	53.91	74.00	-20.09	peak	
2	*	11550.00	36.11	6.71	42.82	54.00	-11.18	AVG	

REMARKS:
(1) Measurement Value = Reading Level + Correct Factor.
(2) Margin Level = Measurement Value - Limit Value.

APPENDIX D BANDWIDTH

Test Mode	IEEE 802.11a_Antenna DB1

Test Frequency (MHz)	26 dB Bandwidth (MHz)	99 % Occupied Bandwidth (MHz)	Limit
5180	21.70	17.20	No limit
5200	21.75	17.40	No limit
5240	21.90	17.40	No limit

5180 MHz

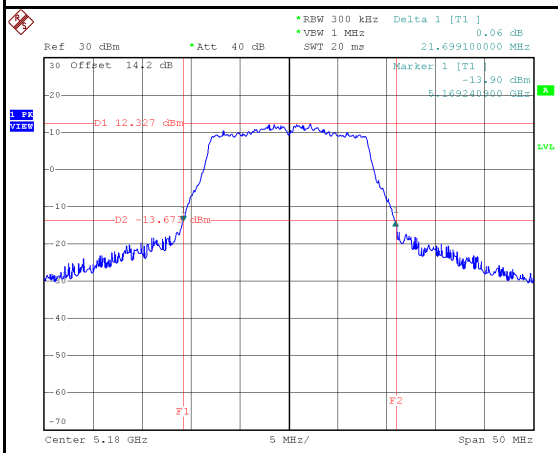

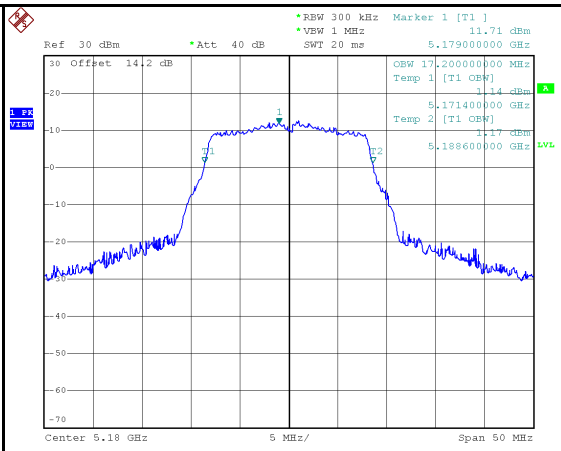

5200 MHz

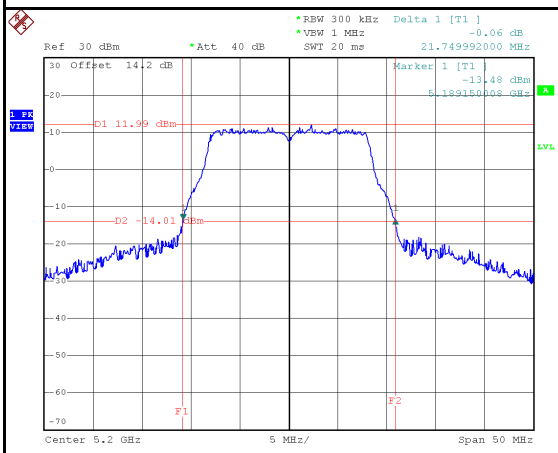

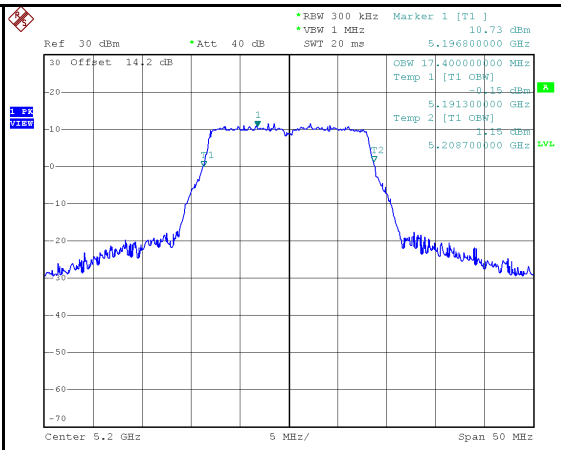

5240 MHz

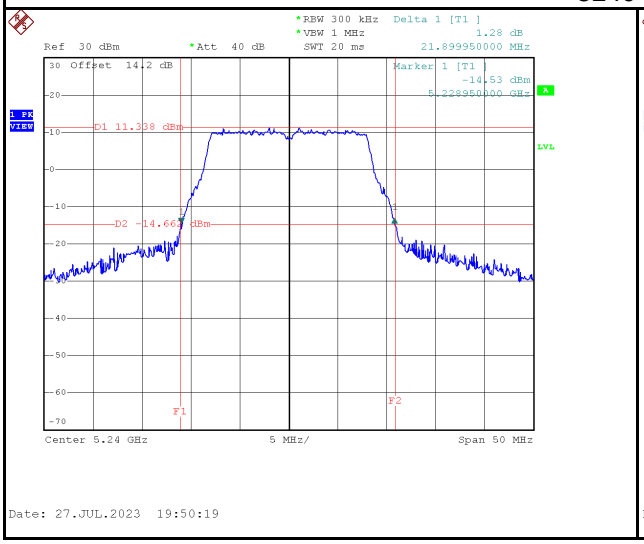
*RBW 300 kHz
Delta 1 [T1]
*VBW 1 MHz
1.28 dB
Ref 30 dBm
*Att 40 dB
SWT 20 ms
21.899950000 MHz
30 Offset 14.12 dB
Marker 1 [T1]
-14.53 dBm
5.228950000 GHz
D1 11.338 dBm
D2 -14.661 dBm
F1
F2
Center 5.24 GHz
5 MHz/
Span 50 MHz
Date: 27.JUL.2023 19:50:19

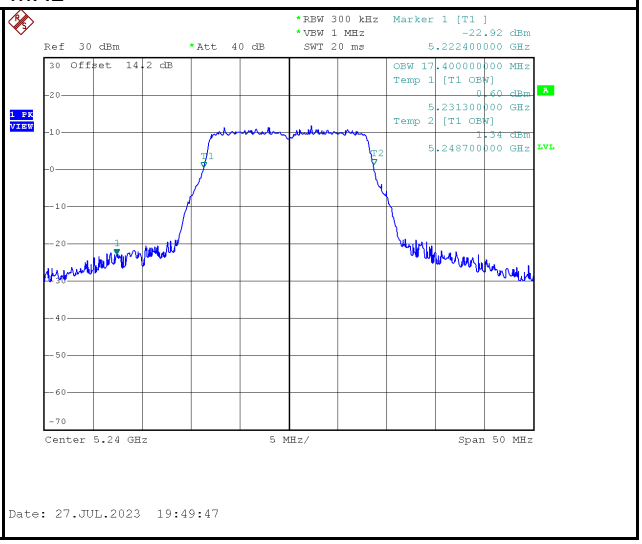
*RBW 300 kHz
Marker 1 [T1]
*VBW 1 MHz
-22.92 dBm
Ref 30 dBm
*Att 40 dB
SWT 20 ms
5.222400000 GHz
30 Offset 14.12 dB
OBW 17.400000000 MHz
Temp 1 [T1 OBW]
-0.60 dBm
5.231300000 GHz
Temp 2 [T1 OBW]
-1.14 dBm
5.248700000 GHz
T1
T2
Center 5.24 GHz
5 MHz/
Span 50 MHz
Date: 27.JUL.2023 19:49:47

Test Frequency (MHz)	26 dB Bandwidth (MHz)	99 % Occupied Bandwidth (MHz)	Limit
5260	21.96	17.40	No limit
5300	21.79	17.40	No limit
5320	21.65	17.10	No limit

5260 MHz

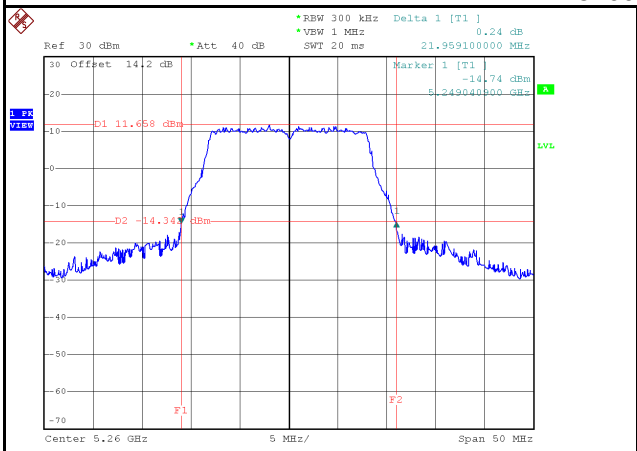

Date: 27.JUL.2023 19:56:29

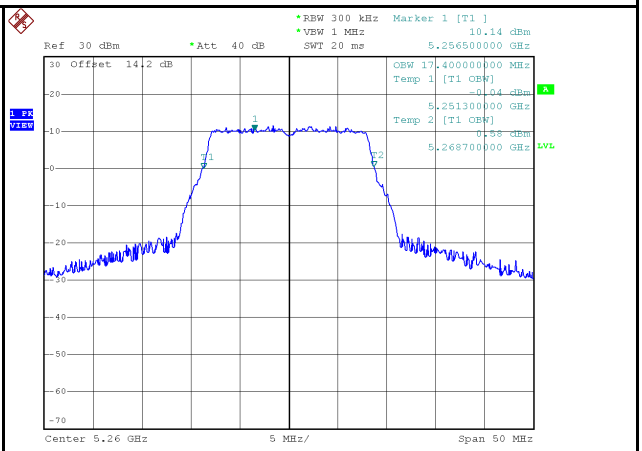

Date: 27.JUL.2023 19:55:57

5300 MHz

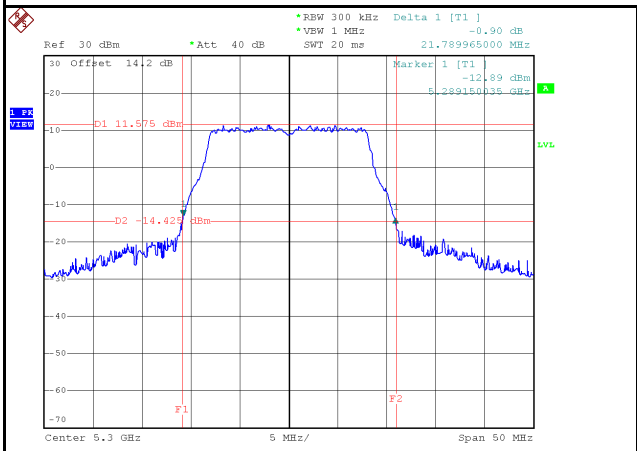

Date: 27.JUL.2023 19:59:56

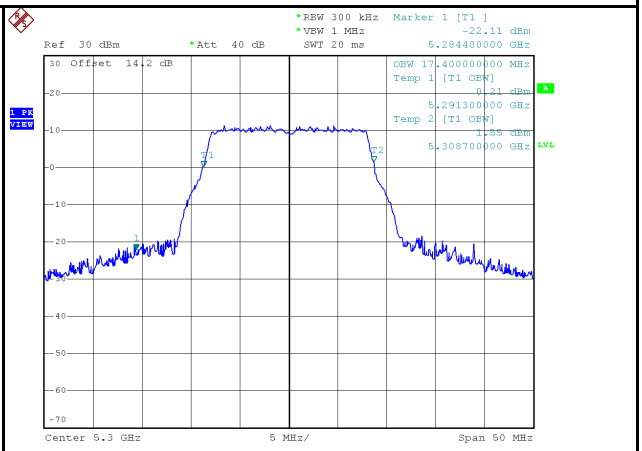

Date: 27.JUL.2023 19:59:22

5320 MHz

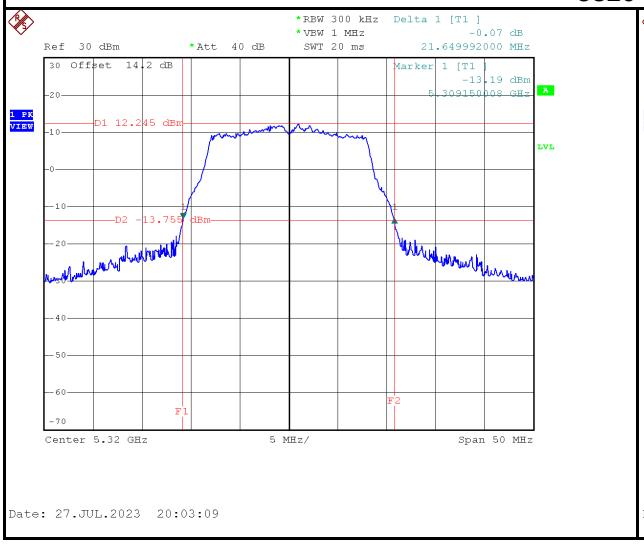
RBW 300 kHz
Delta 1 [T1]
VBW 1 MHz
-0.07 dB
Ref 30 dBm
Att 40 dB
SWT 20 ms
21.649992000 MHz
30 Offset 14.12 dB
Marker 1 [T1]
-13.19 dBm
5.309150008 GHz
D1 12.245 dBm
D2 -13.755 dBm
F1
F2
Center 5.32 GHz
5 MHz/
Span 50 MHz
Date: 27.JUL.2023 20:03:09

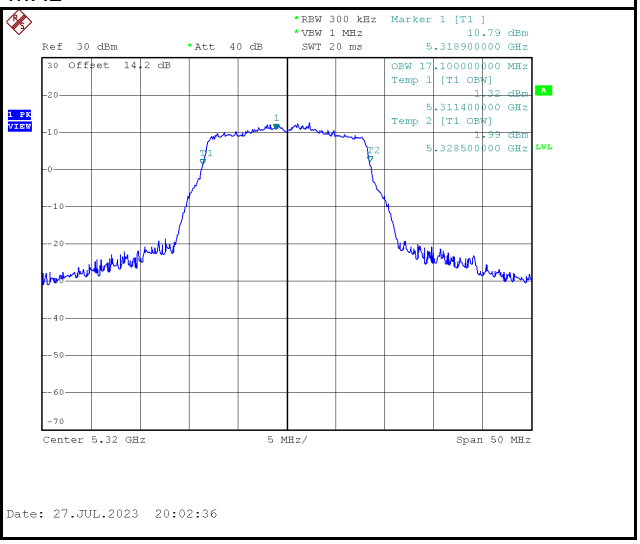
RBW 300 kHz
Marker 1 [T1]
VBW 1 MHz
10.79 dBm
Ref 30 dBm
Att 40 dB
SWT 20 ms
5.318900000 GHz
30 Offset 14.12 dB
OBW 17.100000000 MHz
Temp 1 [T1 OBW]
-1.32 dBm
5.311400000 GHz
Temp 2 [T1 OBW]
-1.99 dBm
5.328500000 GHz
Center 5.32 GHz
5 MHz/
Span 50 MHz
Date: 27.JUL.2023 20:02:36

Test Frequency (MHz)	26 dB Bandwidth (MHz)	99 % Occupied Bandwidth (MHz)	Limit
5500	21.65	17.20	No limit
5580	21.80	17.40	No limit
5700	21.95	17.40	No limit

5500 MHz

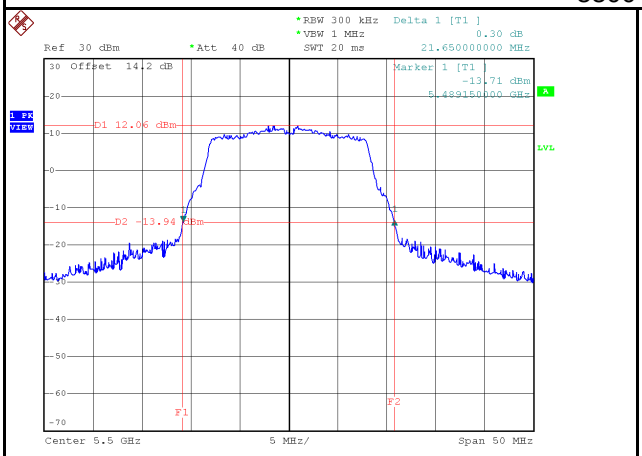

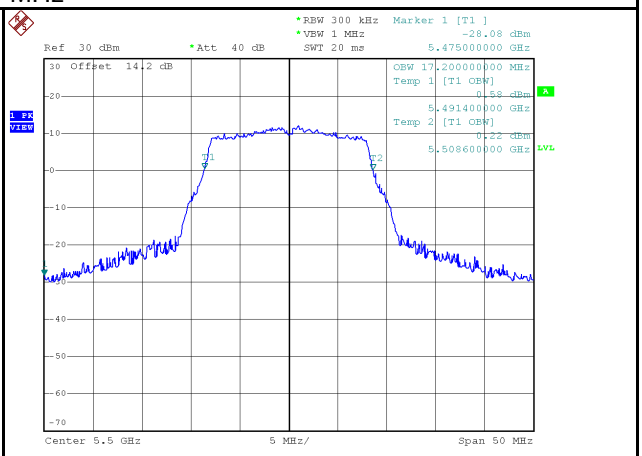

5580 MHz

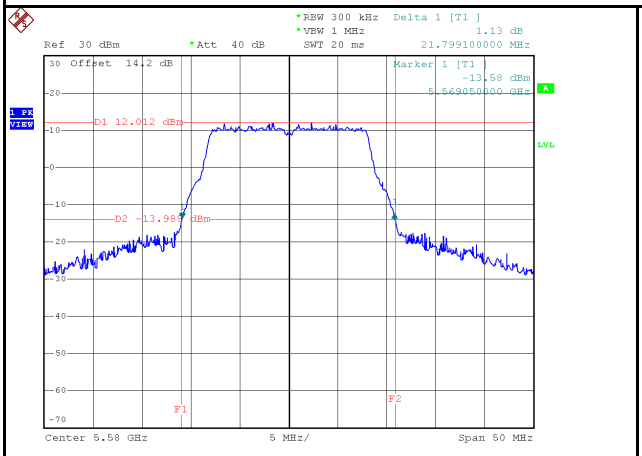

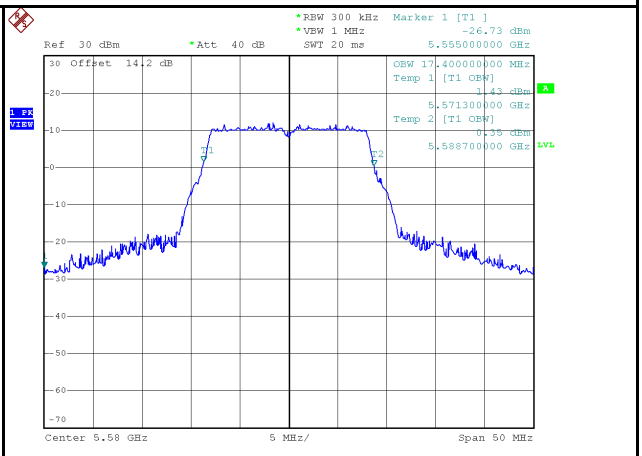

5700 MHz

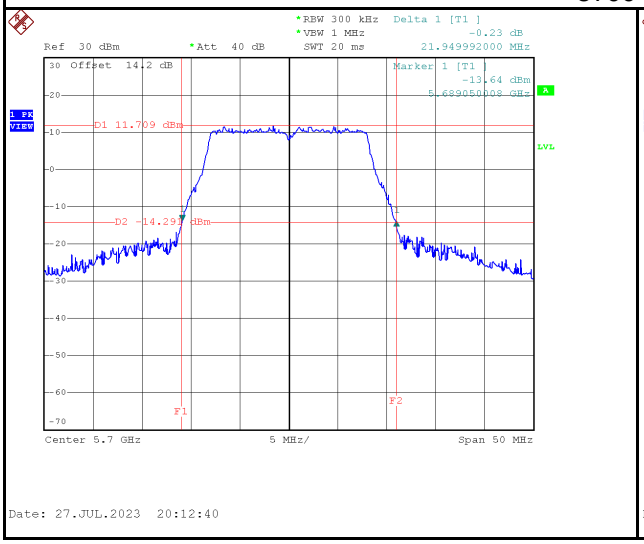
RBW 300 kHz
Delta 1 [T1]
VBW 1 MHz
-0.23 dB
Ref 30 dBm
Att 40 dB
SWT 20 ms
21.949992000 MHz
30 Offset 14.2 dB
Marker 1 [T1]
-13.64 dBm
5.689050008 GHz
D1 11.709 dBm
D2 -14.297 dBm
F1
F2
Center 5.7 GHz
5 MHz/
Span 50 MHz
Date: 27.JUL.2023 20:12:40

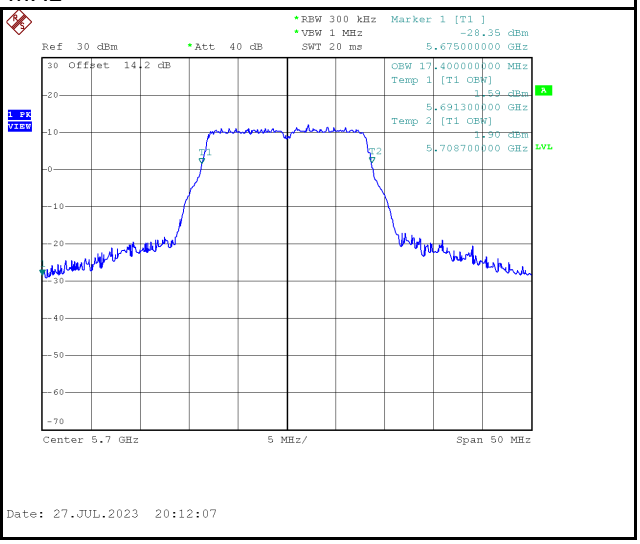
RBW 300 kHz
Marker 1 [T1]
VBW 1 MHz
-28.35 dBm
Ref 30 dBm
Att 40 dB
SWT 20 ms
5.675000000 GHz
30 Offset 14.2 dB
OBW 17.400000000 MHz
Temp 1 [T1 OBW]
-1.59 dBm
5.691300000 GHz
Temp 2 [T1 OBW]
-1.90 dBm
5.708700000 GHz
Center 5.7 GHz
5 MHz/
Span 50 MHz
Date: 27.JUL.2023 20:12:07

Test Frequency (MHz)	6 dB Bandwidth (MHz)	99 % Occupied Bandwidth (MHz)	Minimum 6 dB Bandwidth Limit (kHz)	Result
5745	16.50	17.60	500	Pass
5785	16.45	17.60	500	Pass
5825	16.45	17.80	500	Pass

5745 MHz

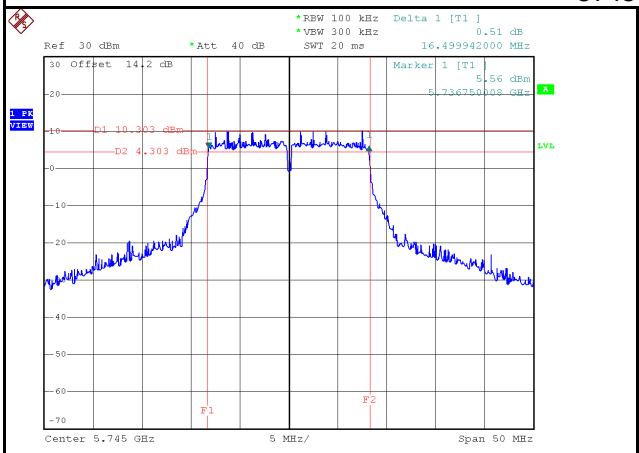

Date: 27.JUL.2023 20:15:50

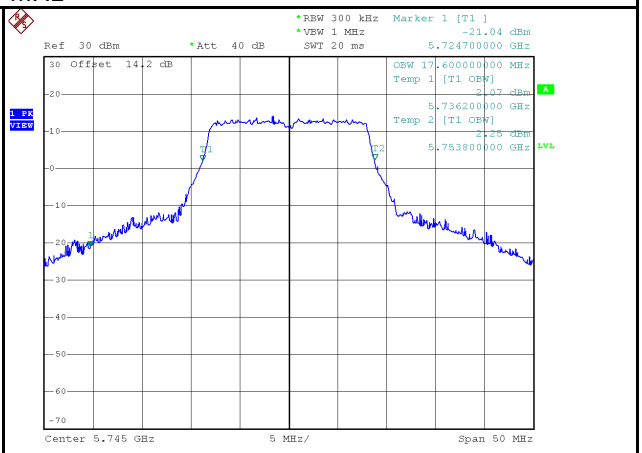

Date: 27.JUL.2023 20:15:12

5785 MHz

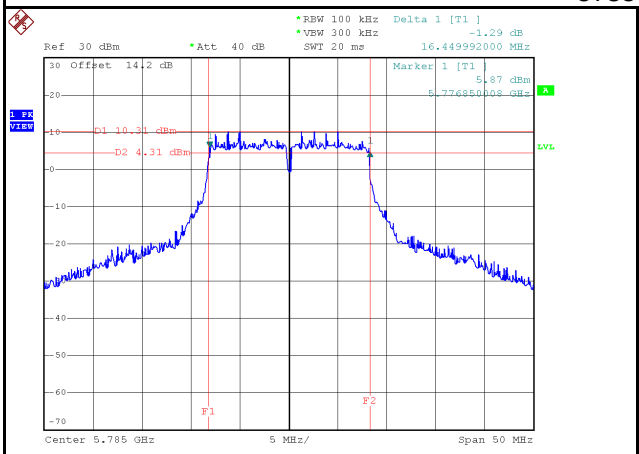

Date: 27.JUL.2023 20:19:30

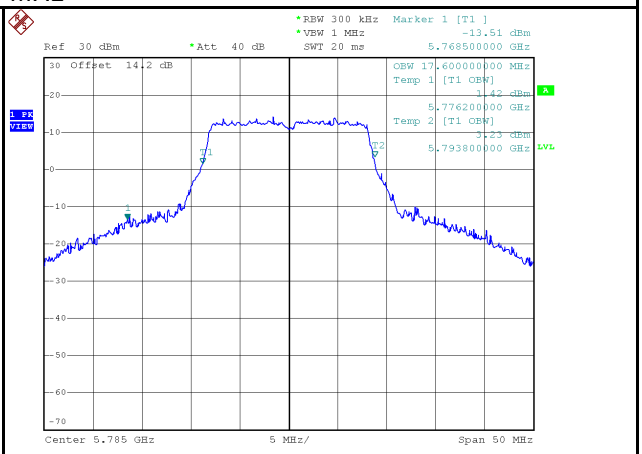

Date: 27.JUL.2023 20:18:52

5825 MHz

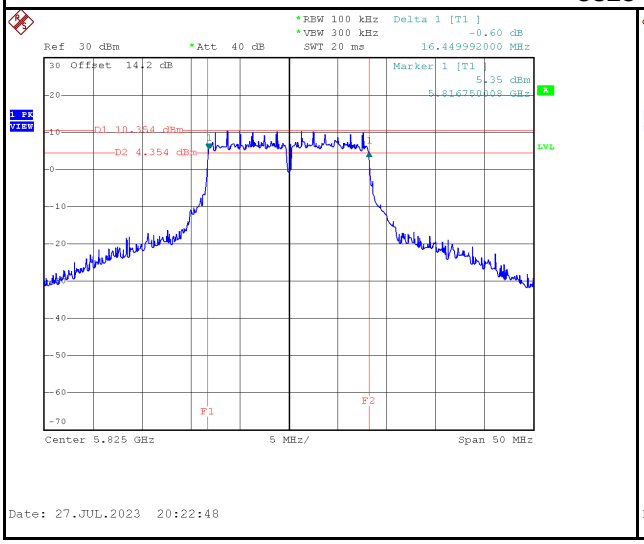
RBW 100 kHz
VBW 300 kHz
SWT 20 ms
Delta 1 [T1]
-0.60 dB
16.449992000 MHz
Ref 30 dBm
Att 40 dB
30 Offset 14.2 dB
Marker 1 [T1]
5.35 dBm
5.816750008 GHz
D1 10.354 dBm
D2 4.354 dBm
F1
F2
Center 5.825 GHz
5 MHz/
Span 50 MHz
Date: 27.JUL.2023 20:22:48

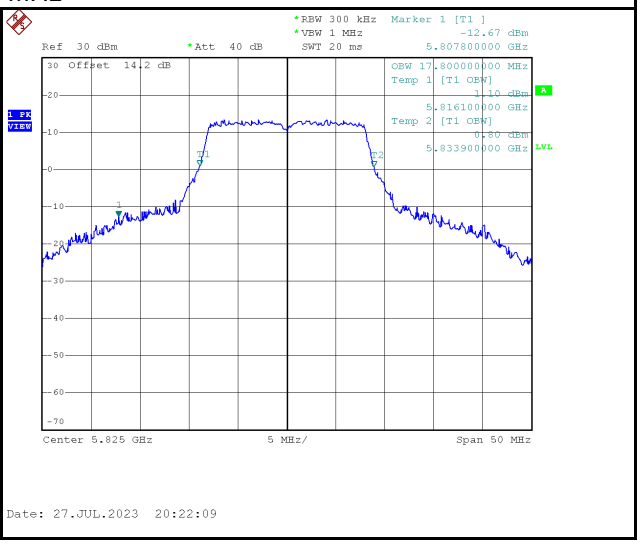
RBW 300 kHz
VBW 1 MHz
SWT 20 ms
Marker 1 [T1]
-12.67 dBm
5.807800000 GHz
Ref 30 dBm
Att 40 dB
30 Offset 14.2 dB
OBW 17.800000000 MHz
Temp 1 [T1 OBW]
-1.10 dBm
5.816100000 GHz
Temp 2 [T1 OBW]
-1.30 dBm
5.833900000 GHz
T1
T2
Center 5.825 GHz
5 MHz/
Span 50 MHz
Date: 27.JUL.2023 20:22:09

Test Mode	IEEE 802.11a_Antenna DB2

Test Frequency (MHz)	26 dB Bandwidth (MHz)	99 % Occupied Bandwidth (MHz)	Limit
5180	24.39	17.30	No limit
5200	29.55	17.60	No limit
5240	24.95	17.50	No limit

5180 MHz

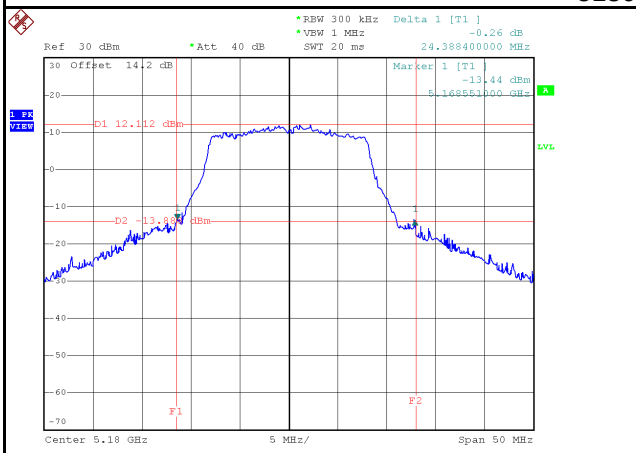

Date: 27.JUL.2023 19:44:53

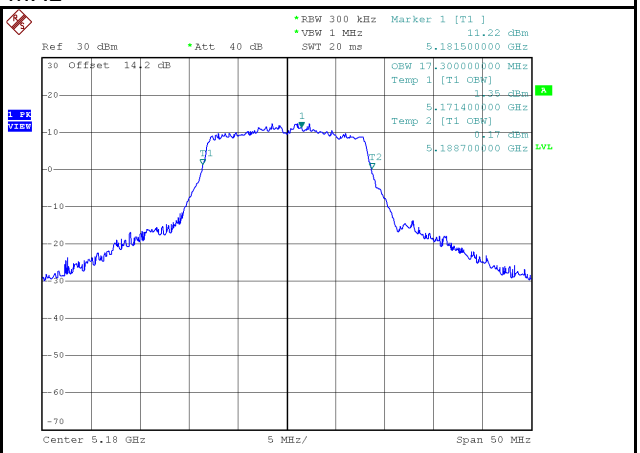

Date: 27.JUL.2023 19:44:21

5200 MHz

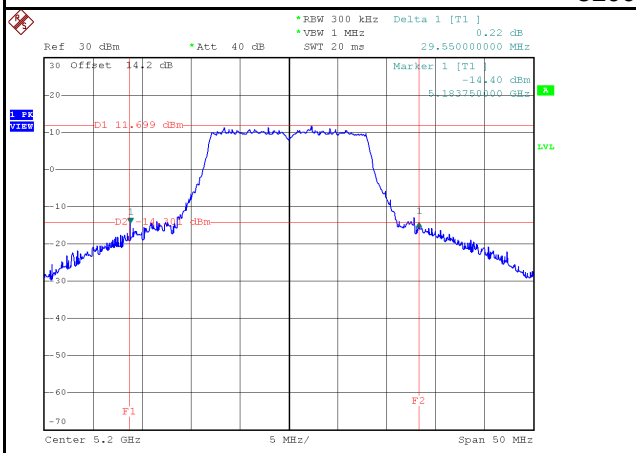

Date: 27.JUL.2023 19:48:37

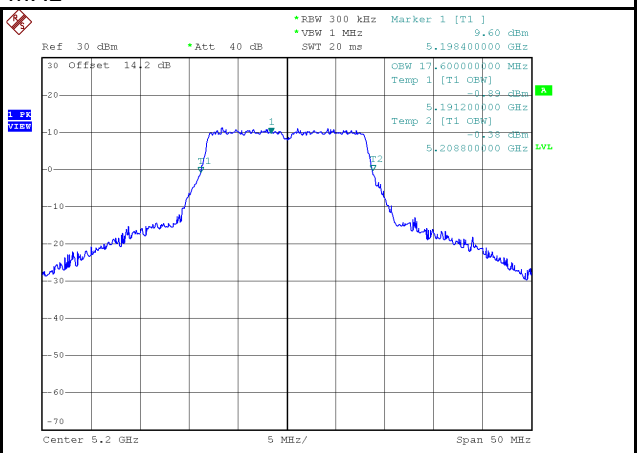

Date: 27.JUL.2023 19:48:11

5240 MHz

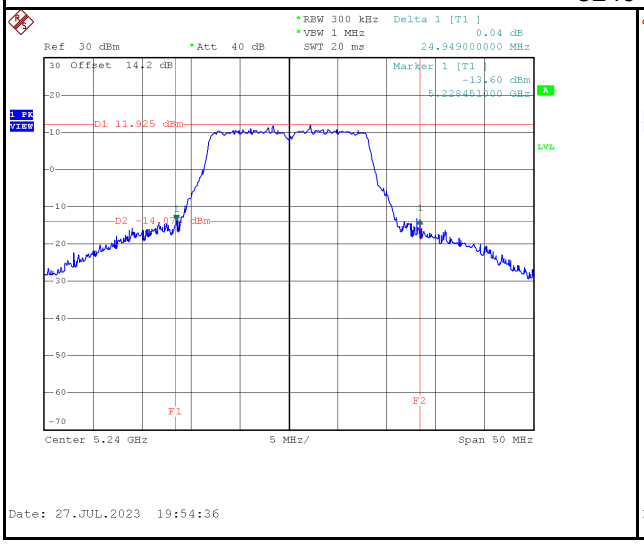
*RBW 300 kHz Delta 1 [T1]
*VBW 1 MHz 0.04 dB
Ref 30 dBm *Att 40 dB SWT 20 ms 24.949000000 MHz
30 Offset 14.2 dB
Marker 1 [T1]
-13.60 dBm
5.228451000 GHz
D1 11.925 dBm
D2 -14.025 dBm
F1
F2
Center 5.24 GHz 5 MHz/ Span 50 MHz
Date: 27.JUL.2023 19:54:36

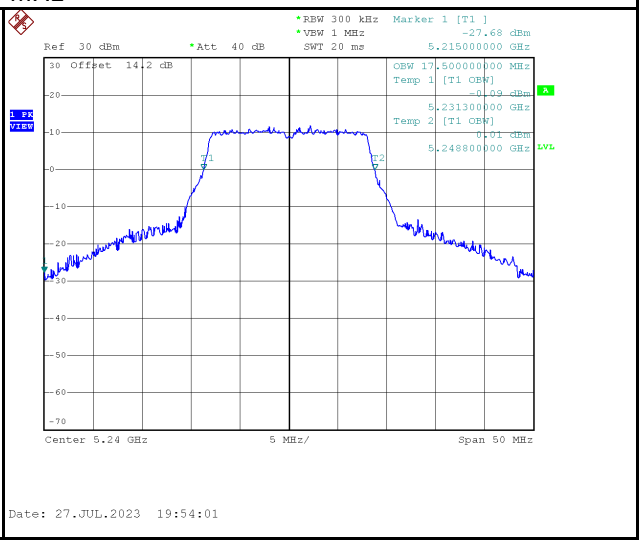
*RBW 300 kHz Marker 1 [T1]
*VBW 1 MHz -27.68 dBm
Ref 30 dBm *Att 40 dB SWT 20 ms 5.215000000 GHz
30 Offset 14.2 dB
OBW 17.500000000 MHz
Temp 1 [T1 OBW]
-0.09 dBm
5.231300000 GHz
Temp 2 [T1 OBW]
0.01 dBm
5.248800000 GHz
T1
T2
Center 5.24 GHz 5 MHz/ Span 50 MHz
Date: 27.JUL.2023 19:54:01

Test Frequency (MHz)	26 dB Bandwidth (MHz)	99 % Occupied Bandwidth (MHz)	Limit
5260	25.65	17.60	No limit
5300	25.35	17.50	No limit
5320	21.69	17.20	No limit

5260 MHz

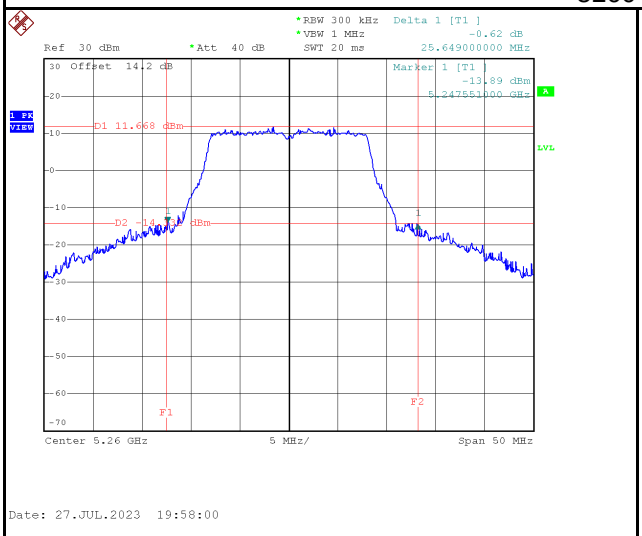

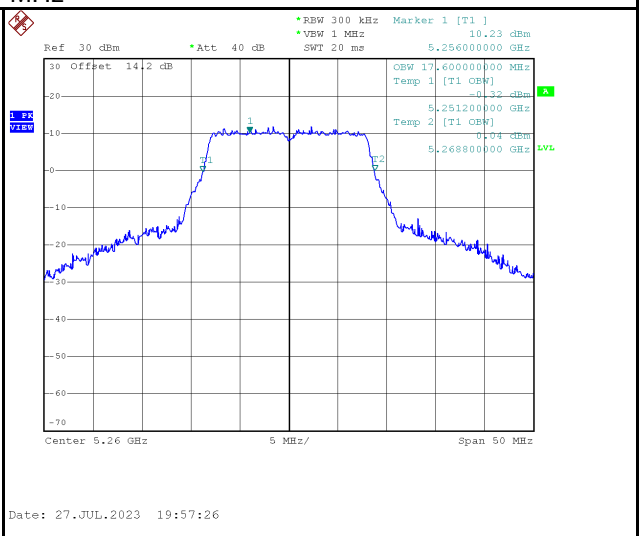

5300 MHz

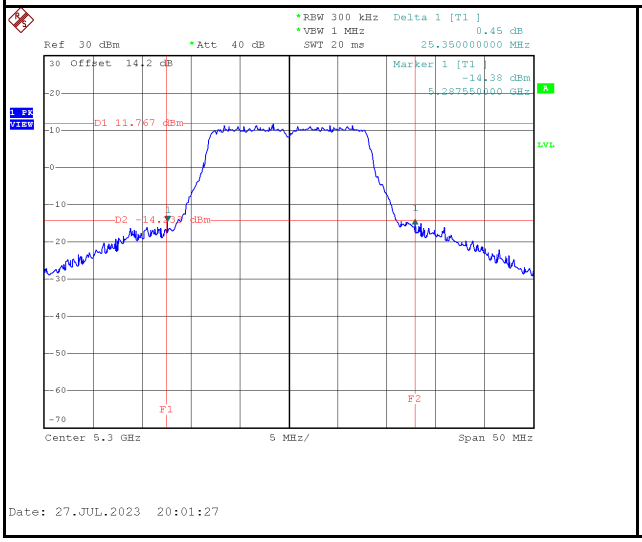

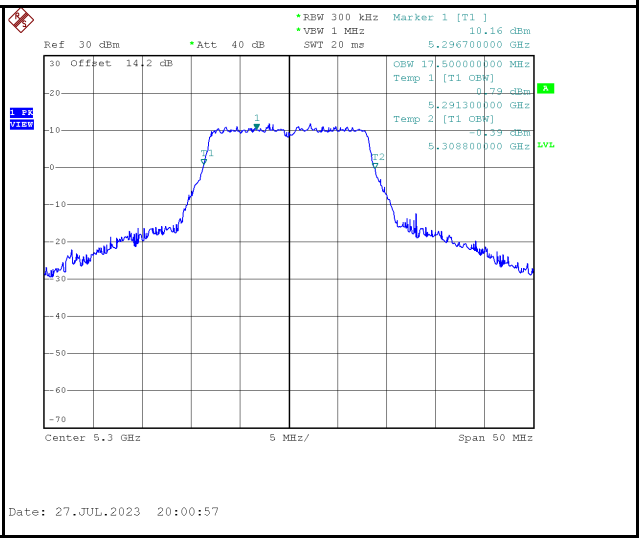

5320 MHz

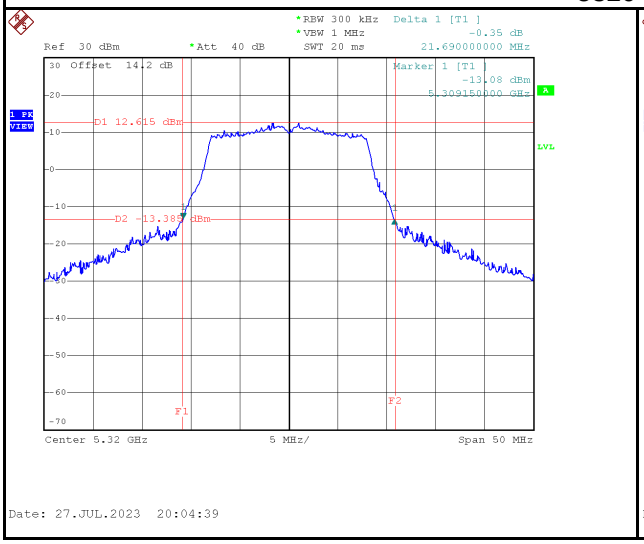
*RBW 300 kHz
Delta 1 [T1]
*VBW 1 MHz
-0.35 dB
Ref 30 dBm
*Att 40 dB
SWT 20 ms
21.690000000 MHz
30 Offset 14.12 dB
Marker 1 [T1]
-13.08 dBm
5.309150000 GHz
D1 12.615 dBm
D2 -13.387 dBm
F1
F2
Center 5.32 GHz
5 MHz/
Span 50 MHz
Date: 27.JUL.2023 20:04:39

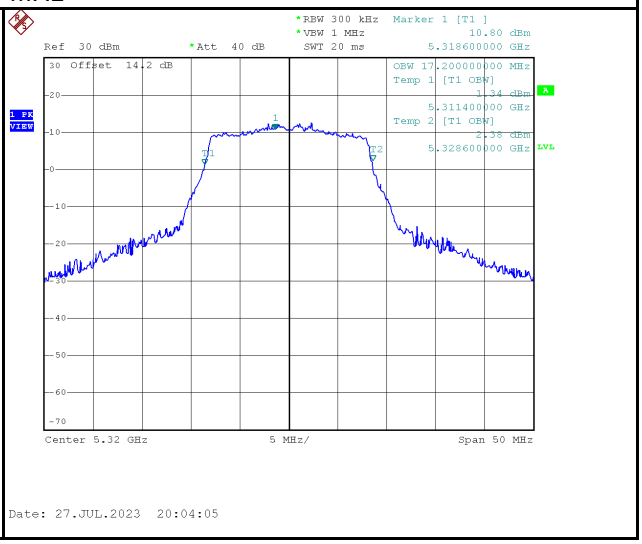
*RBW 300 kHz
Marker 1 [T1]
*VBW 1 MHz
10.80 dBm
Ref 30 dBm
*Att 40 dB
SWT 20 ms
5.318600000 GHz
30 Offset 14.12 dB
OBW 17.200000000 MHz
Temp 1 [T1 OBW]
-1.34 dBm
5.311400000 GHz
Temp 2 [T1 OBW]
-1.38 dBm
5.328600000 GHz
T1
T2
Center 5.32 GHz
5 MHz/
Span 50 MHz
Date: 27.JUL.2023 20:04:05

Test Frequency (MHz)	26 dB Bandwidth (MHz)	99 % Occupied Bandwidth (MHz)	Limit
5500	21.60	17.20	No limit
5580	21.89	17.30	No limit
5700	21.76	17.40	No limit

5500 MHz

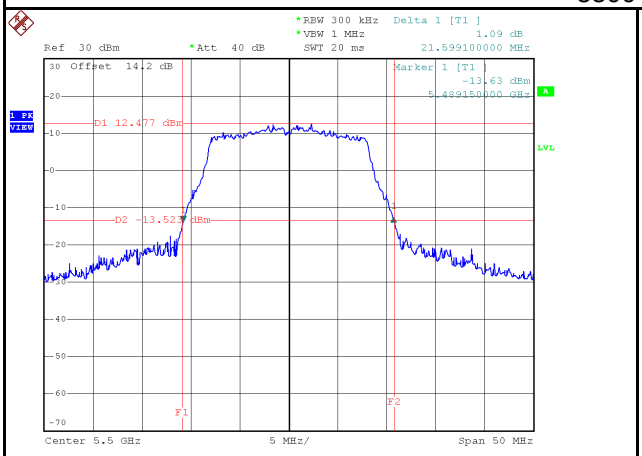

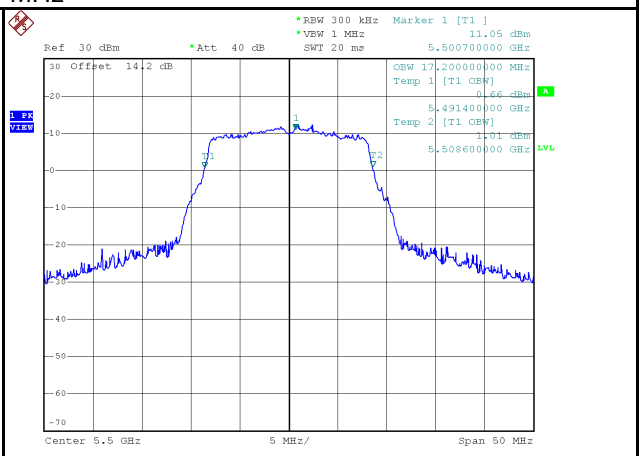

5580 MHz

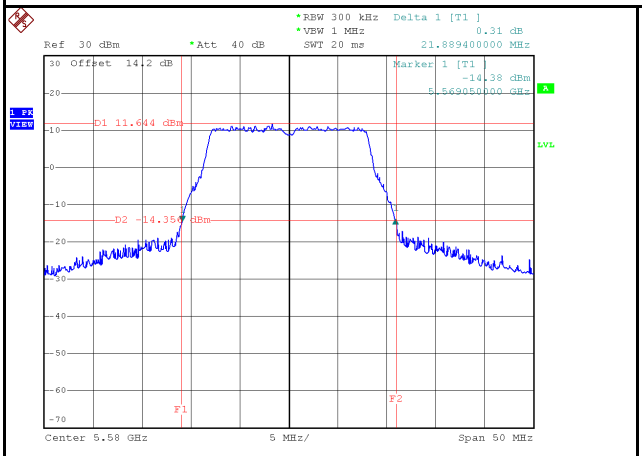

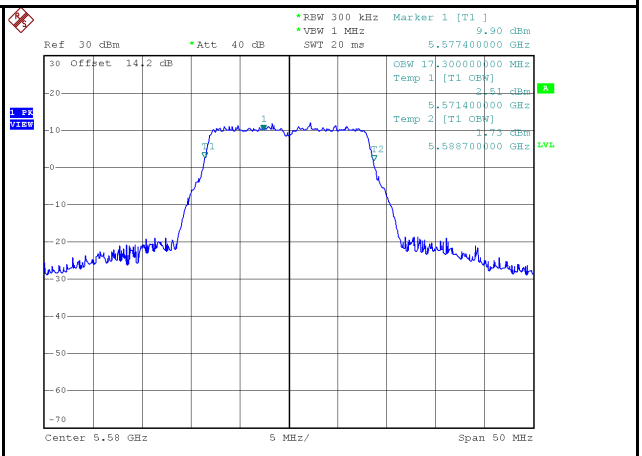

5700 MHz

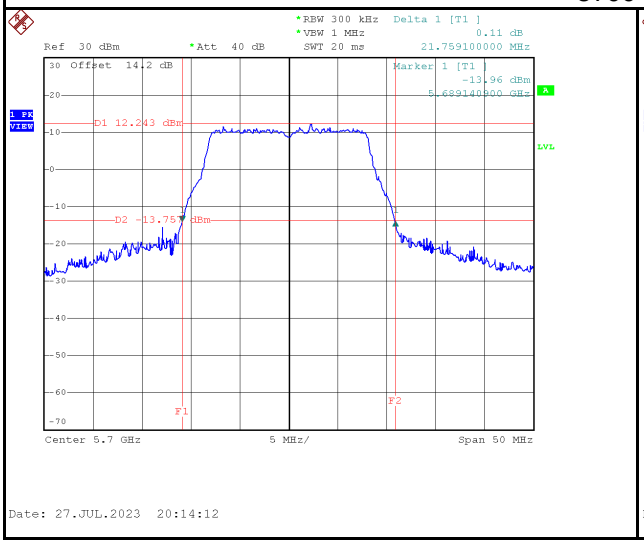
RBW 300 kHz
Delta 1 [T1]
VBW 1 MHz
0.11 dB
Ref 30 dBm
Att 40 dB
SWT 20 ms
21.759100000 MHz
30 Offset 14.2 dB
Marker 1 [T1]
-13.96 dBm
5.689140900 GHz
D1 12.243 dBm
D2 -13.75 dBm
F1
F2
Center 5.7 GHz
5 MHz/
Span 50 MHz
Date: 27.JUL.2023 20:14:12

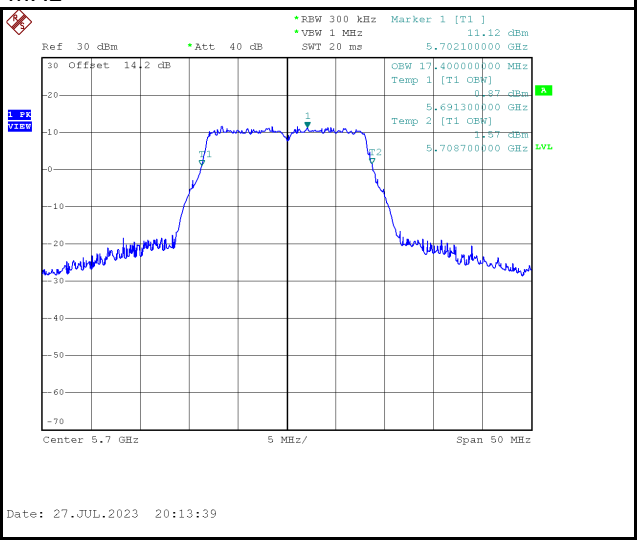
RBW 300 kHz
Marker 1 [T1]
VBW 1 MHz
11.12 dBm
Ref 30 dBm
Att 40 dB
SWT 20 ms
5.702100000 GHz
30 Offset 14.2 dB
OBW 17.400000000 MHz
Temp 1 [T1 OBW]
0.87 dBm
5.691300000 GHz
Temp 2 [T1 OBW]
11.57 dBm
5.708700000 GHz
Center 5.7 GHz
5 MHz/
Span 50 MHz
Date: 27.JUL.2023 20:13:39

Test Frequency (MHz)	6 dB Bandwidth (MHz)	99 % Occupied Bandwidth (MHz)	Minimum 6 dB Bandwidth Limit (kHz)	Result
5745	16.45	17.60	500	Pass
5785	16.39	17.60	500	Pass
5825	16.45	17.70	500	Pass

5745 MHz

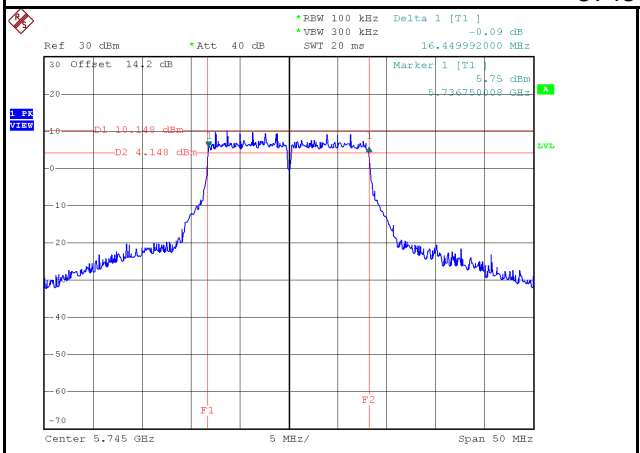

Date: 27.JUL.2023 20:17:35

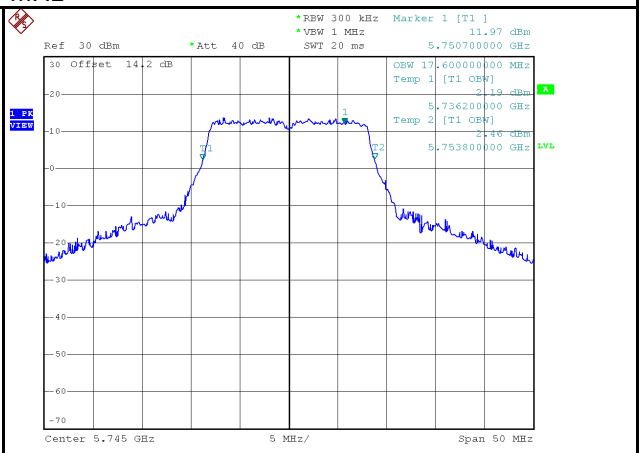

Date: 27.JUL.2023 20:16:56

5785 MHz

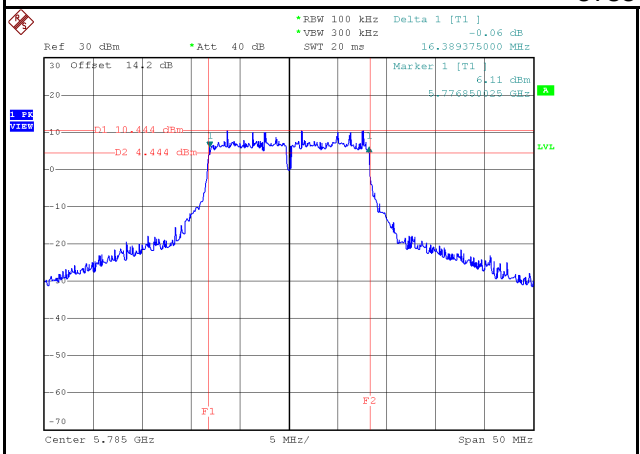

Date: 27.JUL.2023 20:21:07

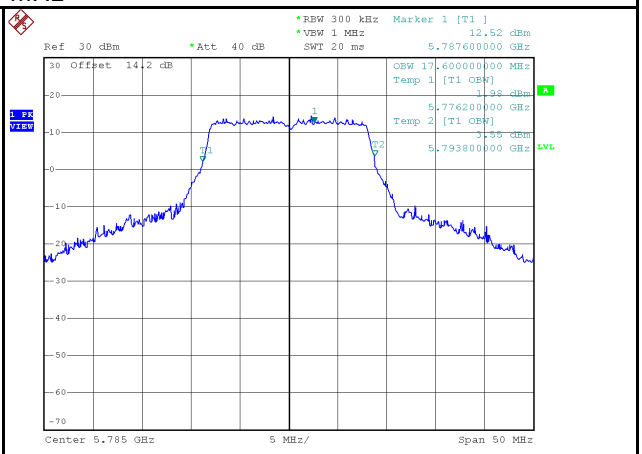

Date: 27.JUL.2023 20:20:28

5825 MHz

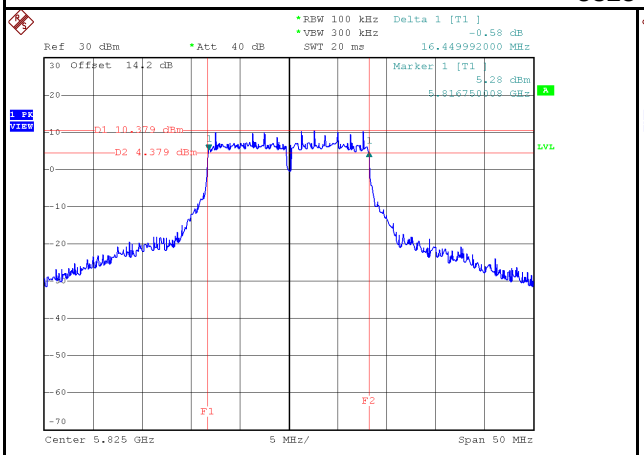
RBW 100 kHz
VBW 300 kHz
SWT 20 ms
Delta 1 [T1]
-0.58 dB
16.449992000 MHz
Ref 30 dBm
Att 40 dB
30 Offset 14.2 dB
Marker 1 [T1]
5.28 dBm
5.816750008 GHz
D1 10.379 dBm
D2 4.379 dBm
F1
F2
Center 5.825 GHz
5 MHz/
Span 50 MHz
Date: 27.JUL.2023 20:24:20

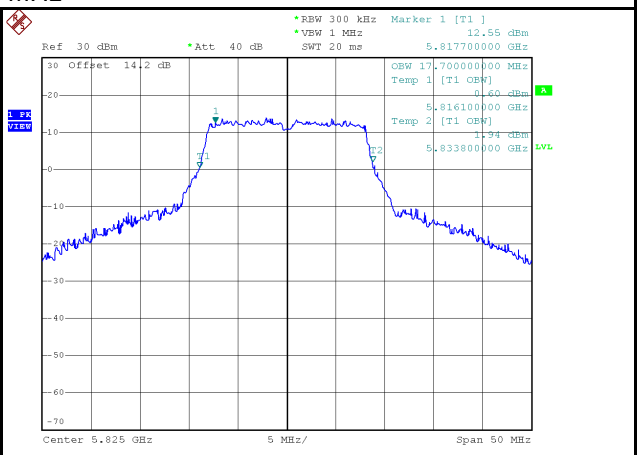
RBW 300 kHz
VBW 1 MHz
SWT 20 ms
Marker 1 [T1]
12.55 dBm
5.817700000 GHz
Ref 30 dBm
Att 40 dB
30 Offset 14.2 dB
OBW 17.700000000 MHz
Temp 1 [T1 OBW]
0.60 dBm
5.816100000 GHz
Temp 2 [T1 OBW]
1.94 dBm
5.833800000 GHz
T1
T2
Center 5.825 GHz
5 MHz/
Span 50 MHz
Date: 27.JUL.2023 20:23:42

Test Mode	IEEE 802.11n (HT20)_Antenna DB1

Test Frequency (MHz)	26 dB Bandwidth (MHz)	99 % Occupied Bandwidth (MHz)	Limit
5180	21.99	18.30	No limit
5200	24.25	18.60	No limit
5240	24.99	18.50	No limit

5180 MHz

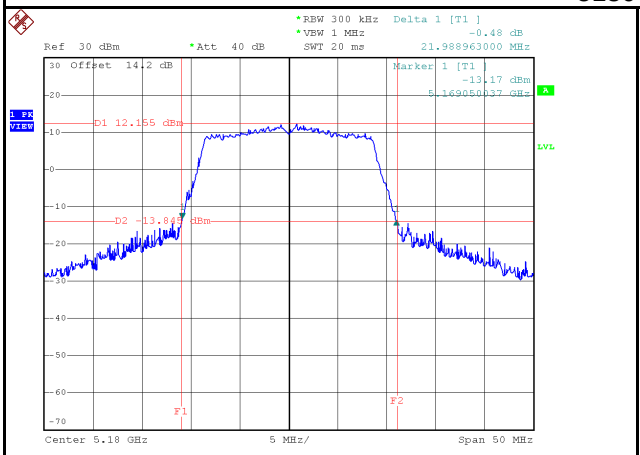

Date: 27.JUL.2023 20:26:50

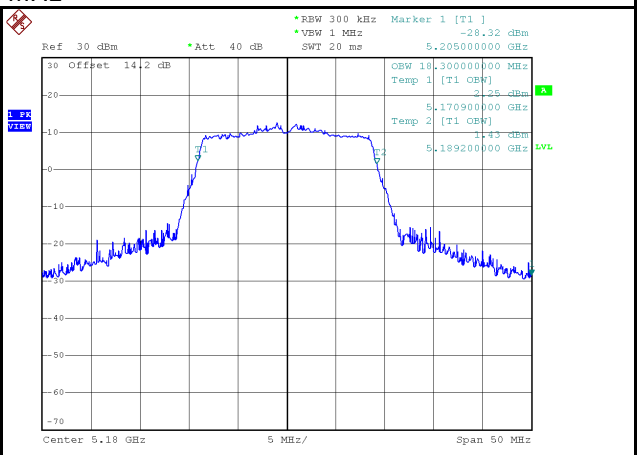

Date: 27.JUL.2023 20:26:09

5200 MHz

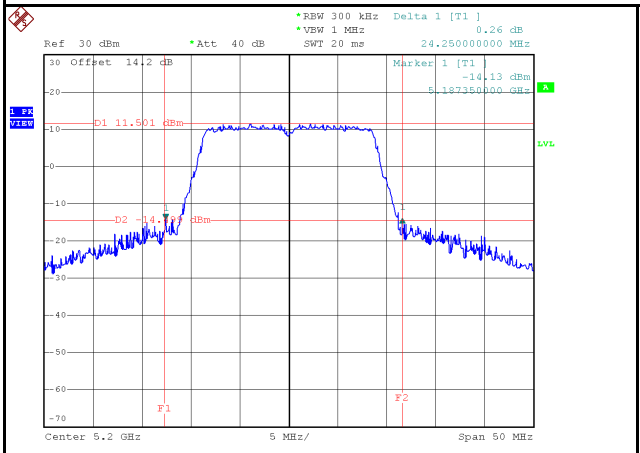

Date: 27.JUL.2023 20:29:59

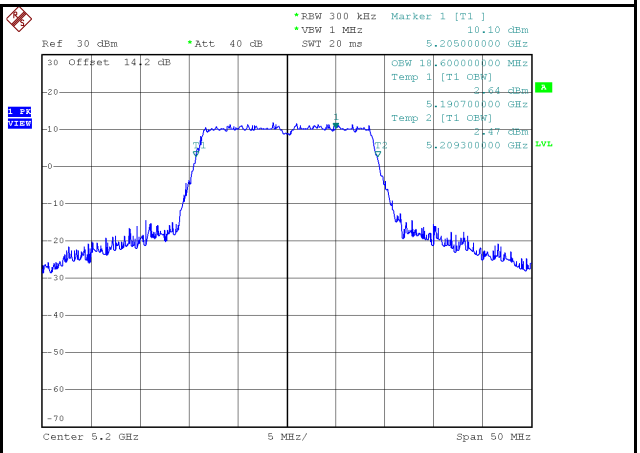

Date: 27.JUL.2023 20:29:23

5240 MHz

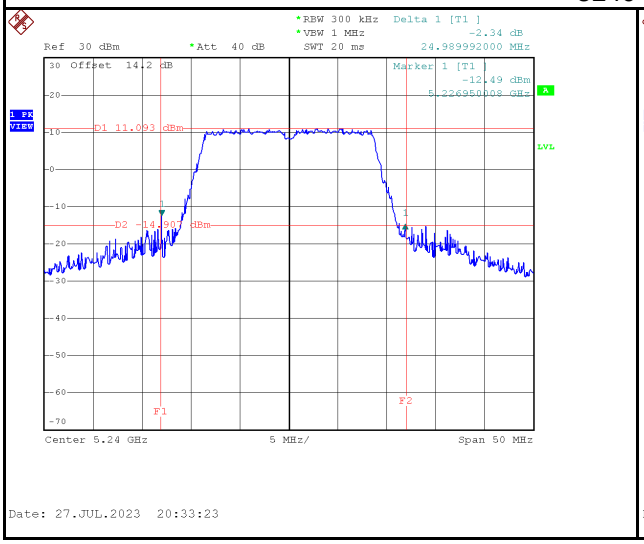
*RBW 300 kHz
Delta 1 [T1]
*VBW 1 MHz
-2.34 dB
Ref 30 dBm
*Att 40 dB
SWT 20 ms
24.989992000 MHz
30 Offset 14.2 dB
Marker 1 [T1]
-12.49 dBm
5.226950008 GHz
D1 11.093 dBm
D2 -14.190 dBm
F1
F2
Center 5.24 GHz
5 MHz/
Span 50 MHz
Date: 27.JUL.2023 20:33:23

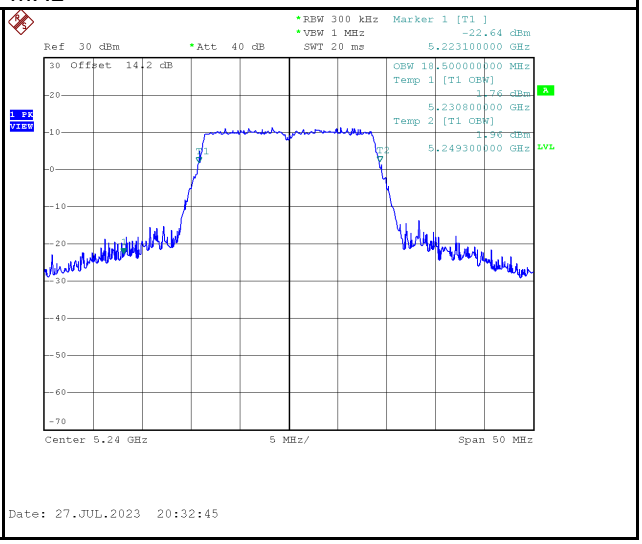
*RBW 300 kHz
Marker 1 [T1]
*VBW 1 MHz
-22.64 dBm
Ref 30 dBm
*Att 40 dB
SWT 20 ms
5.223100000 GHz
30 Offset 14.2 dB
OBW 18.500000000 MHz
Temp 1 [T1 OBW]
-1.76 dBm
5.230800000 GHz
Temp 2 [T1 OBW]
-1.96 dBm
5.249300000 GHz
T1
T2
Center 5.24 GHz
5 MHz/
Span 50 MHz
Date: 27.JUL.2023 20:32:45

Test Frequency (MHz)	26 dB Bandwidth (MHz)	99 % Occupied Bandwidth (MHz)	Limit
5260	22.30	18.50	No limit
5300	24.50	18.40	No limit
5320	21.79	18.30	No limit

5260 MHz

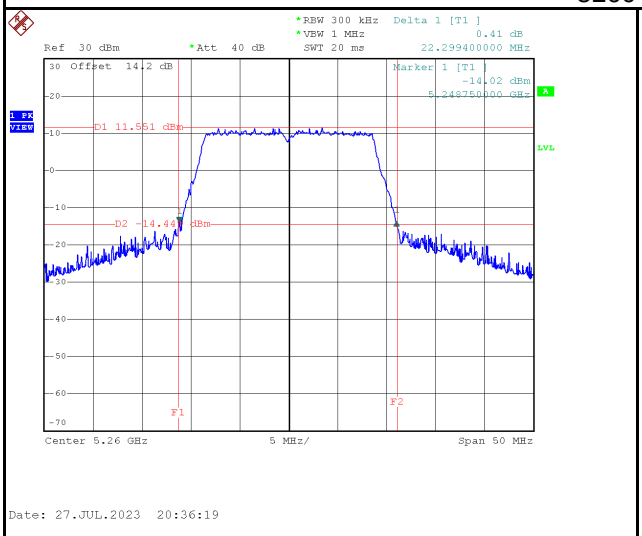

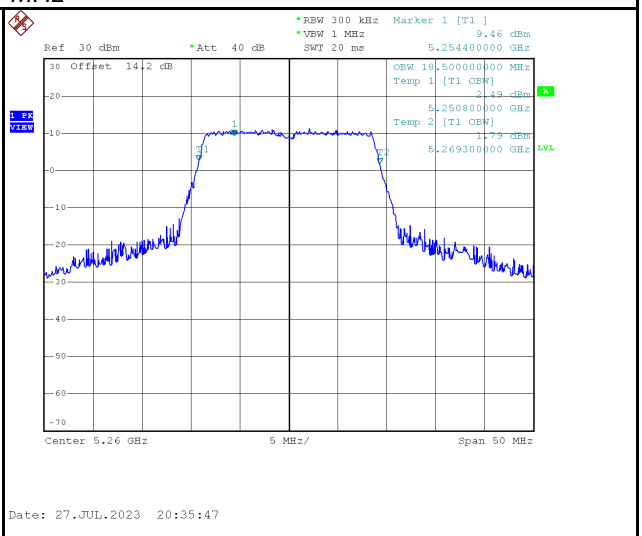

5300 MHz

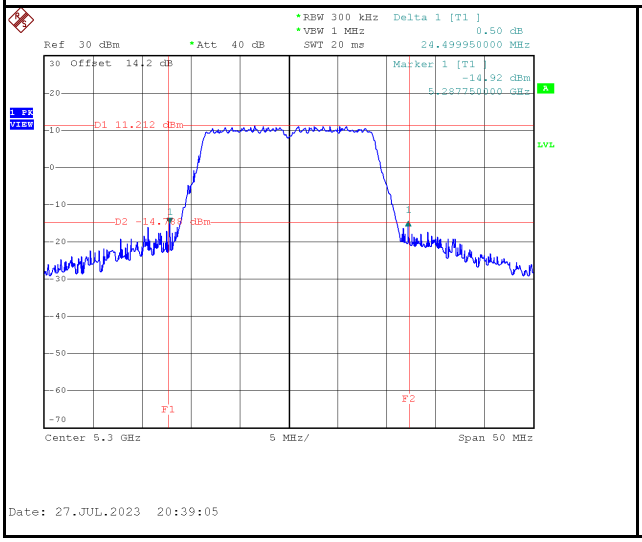

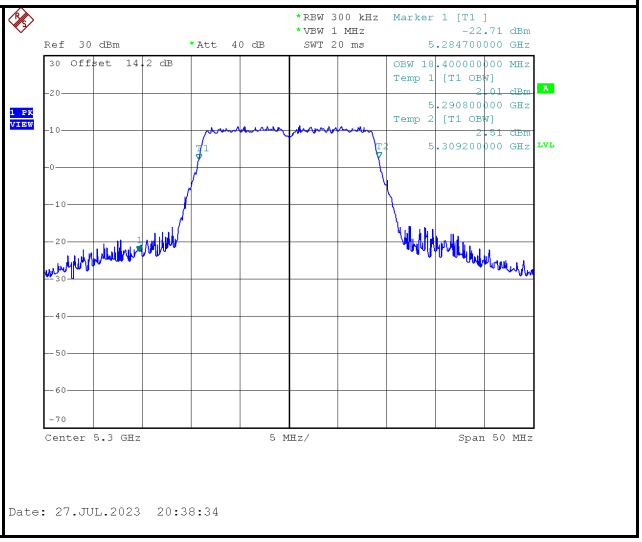

5320 MHz

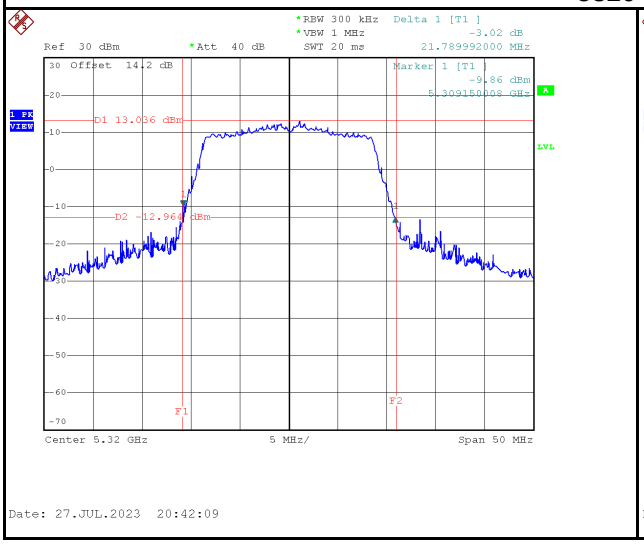
*RBW 300 kHz Delta 1 [T1]
*VBW 1 MHz -3.02 dB
Ref 30 dBm *Att 40 dB SWT 20 ms 21.789992000 MHz
30 Offset 14.12 dB
Marker 1 [T1]
-9.86 dBm
5.309150008 GHz
D1 13.036 dBm
D2 -12.96 dBm
F1
F2
Center 5.32 GHz 5 MHz/ Span 50 MHz
Date: 27.JUL.2023 20:42:09

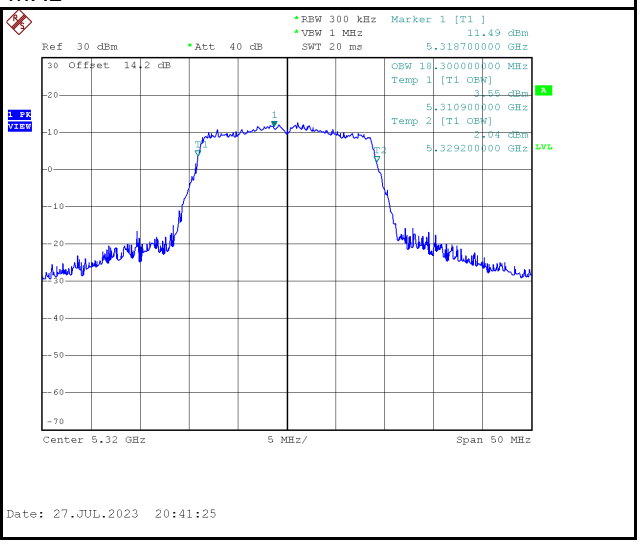
*RBW 300 kHz Marker 1 [T1]
*VBW 1 MHz 11.49 dBm
Ref 30 dBm *Att 40 dB SWT 20 ms 5.318700000 GHz
30 Offset 14.12 dB
OBW 18.300000000 MHz
Temp 1 [T1 OBW]
1.55 dBm
5.310900000 GHz
Temp 2 [T1 OBW]
-1.04 dBm
5.329200000 GHz
Center 5.32 GHz 5 MHz/ Span 50 MHz
Date: 27.JUL.2023 20:41:25

Test Frequency (MHz)	26 dB Bandwidth (MHz)	99 % Occupied Bandwidth (MHz)	Limit
5500	24.79	18.30	No limit
5580	24.30	18.50	No limit
5700	22.19	18.40	No limit

5500 MHz

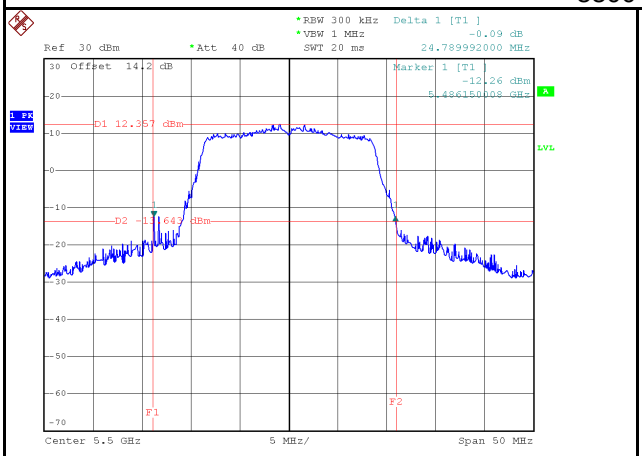

Date: 27.JUL.2023 20:45:04

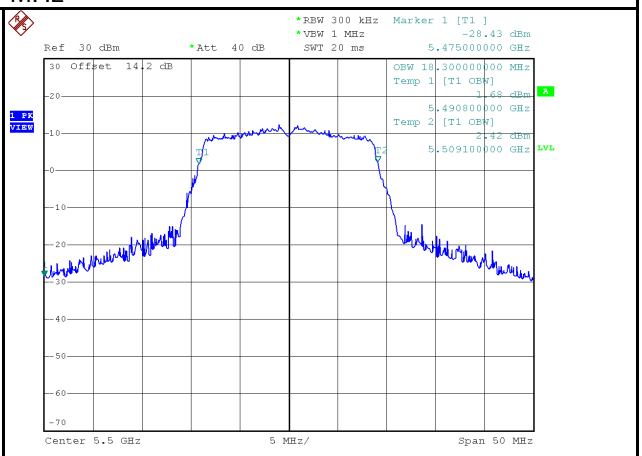

Date: 27.JUL.2023 20:44:33

5580 MHz

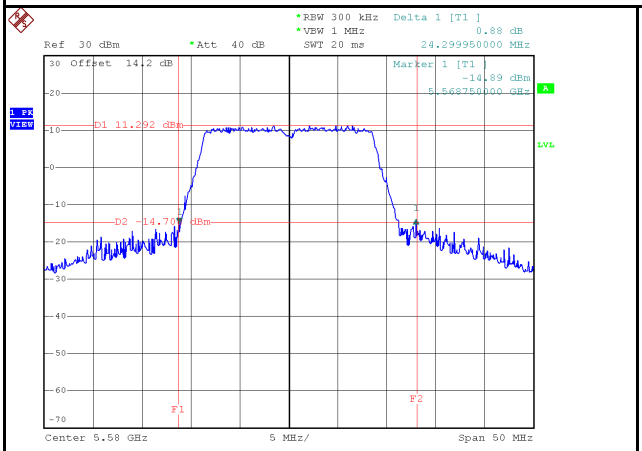

Date: 27.JUL.2023 20:48:08

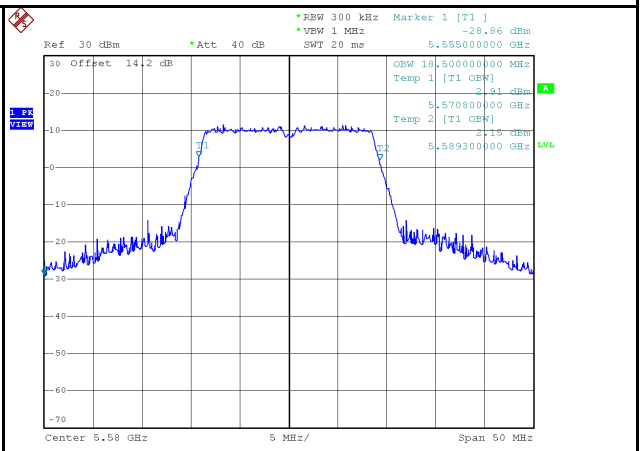

Date: 27.JUL.2023 20:47:38

5700 MHz

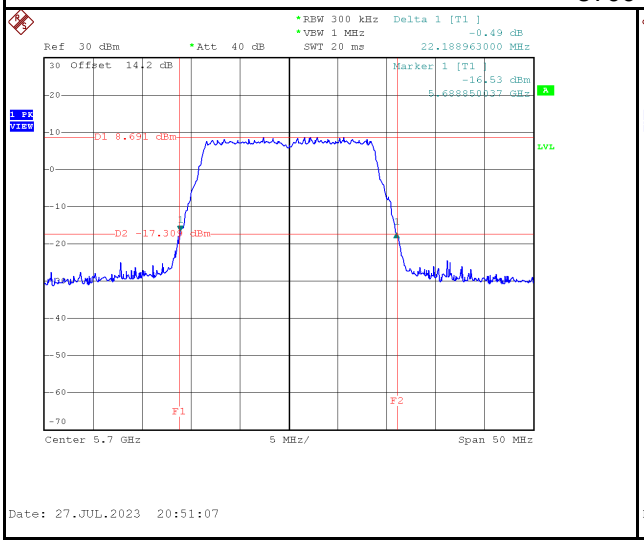
RBW 300 kHz
Delta 1 [T1]
VBW 1 MHz
-0.49 dB
Ref 30 dBm
Att 40 dB
SWT 20 ms
22.188963000 MHz
30 Offset 14.2 dB
Marker 1 [T1]
-16.53 dBm
5.688850037 GHz
D1 8.691 dBm
D2 -17.30 dBm
F1
F2
Center 5.7 GHz
5 MHz/
Span 50 MHz
Date: 27.JUL.2023 20:51:07

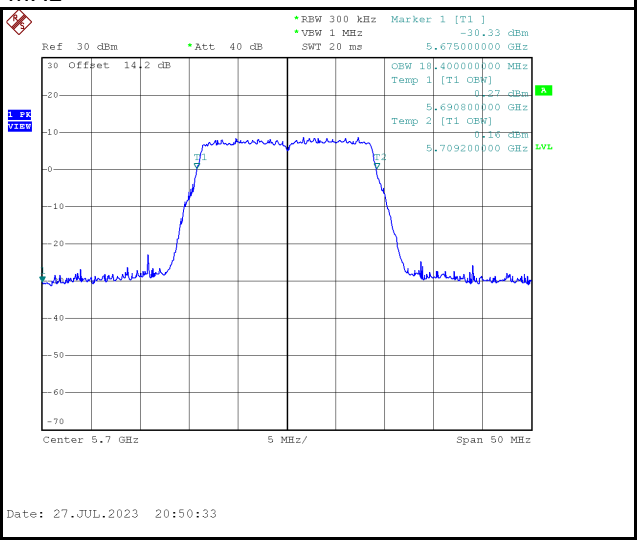
RBW 300 kHz
Marker 1 [T1]
VBW 1 MHz
-30.33 dBm
Ref 30 dBm
Att 40 dB
SWT 20 ms
5.675000000 GHz
30 Offset 14.2 dB
OBW 18.400000000 MHz
Temp 1 [T1 OBW]
-1.27 dBm
5.690800000 GHz
Temp 2 [T1 OBW]
-1.16 dBm
5.709200000 GHz
T1
T2
Center 5.7 GHz
5 MHz/
Span 50 MHz
Date: 27.JUL.2023 20:50:33

Test Frequency (MHz)	6 dB Bandwidth (MHz)	99 % Occupied Bandwidth (MHz)	Minimum 6 dB Bandwidth Limit (kHz)	Result
5745	17.65	18.80	500	Pass
5785	17.55	18.90	500	Pass
5825	17.70	18.80	500	Pass

5745 MHz

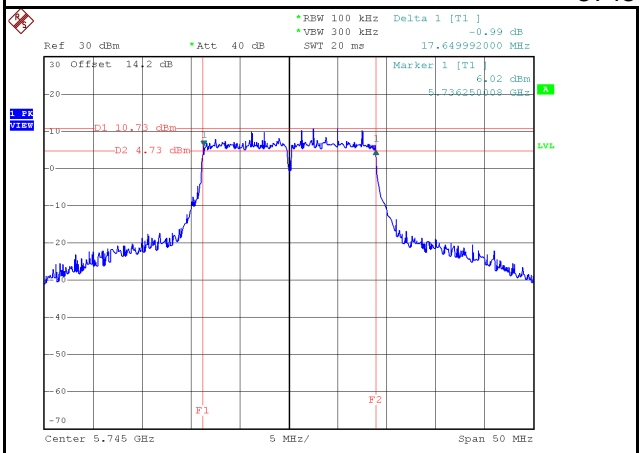

Date: 27.JUL.2023 20:54:15

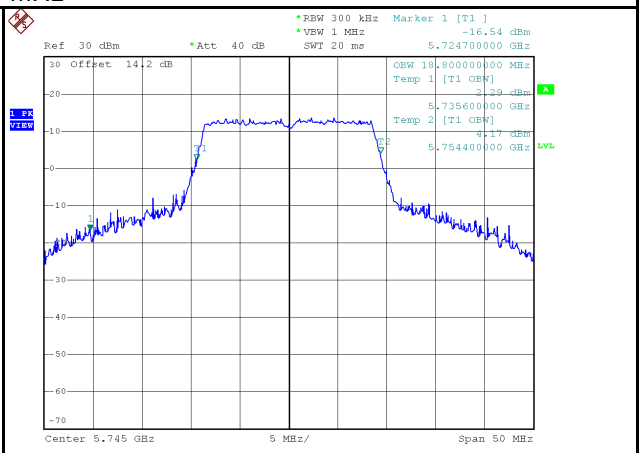

Date: 27.JUL.2023 20:53:38

5785 MHz

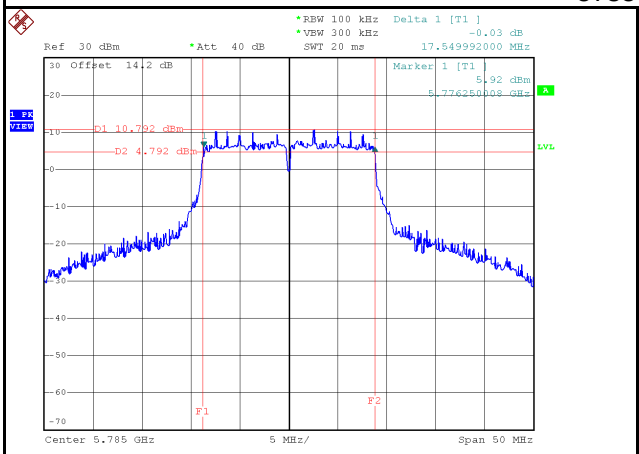

Date: 27.JUL.2023 20:57:39

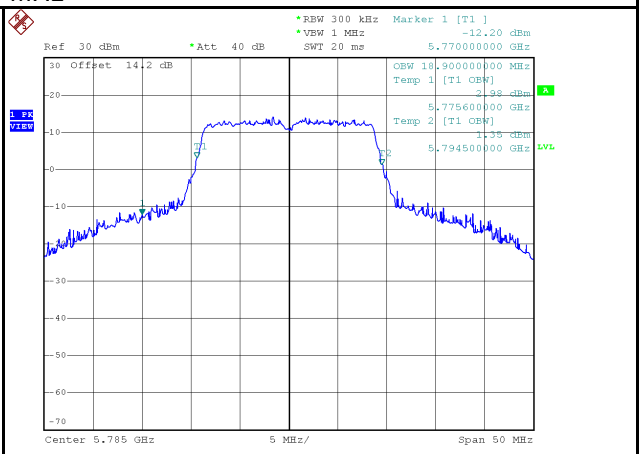

Date: 27.JUL.2023 20:57:01

5825 MHz

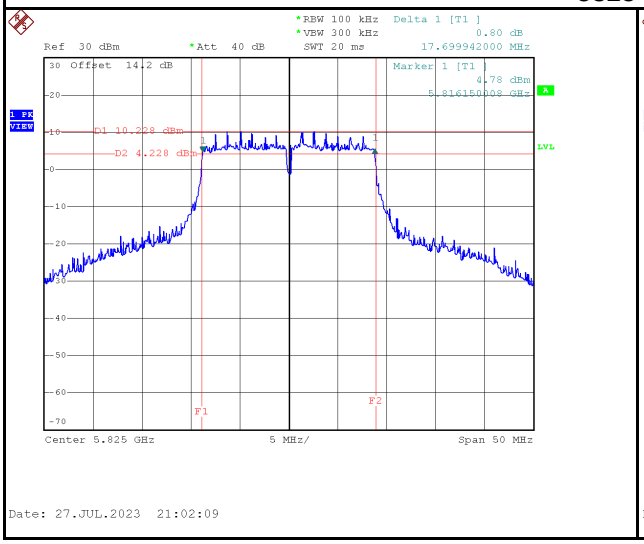
*RBW 100 kHz
Delta 1 [T1]
*VBW 300 kHz
0.80 dB
Ref 30 dBm
*Att 40 dB
SWT 20 ms
17.699942000 MHz
30 Offset 14.2 dB
Marker 1 [T1]
4.78 dBm
5.816150008 GHz
D1 10.228 dBm
D2 4.228 dBm
F1
F2
Center 5.825 GHz
5 MHz/
Span 50 MHz
Date: 27.JUL.2023 21:02:09

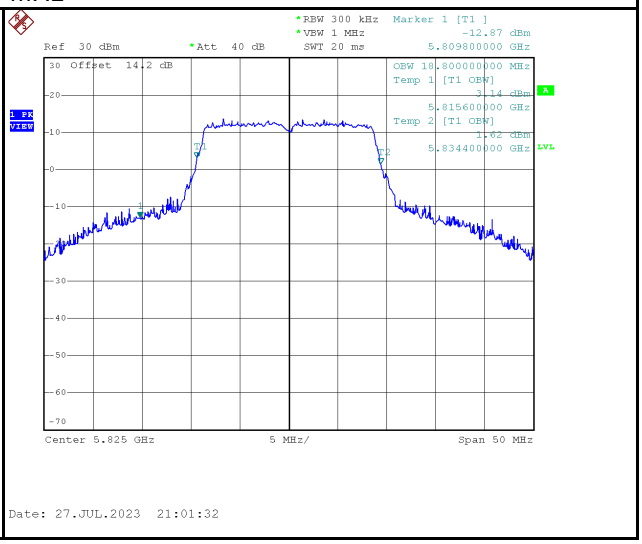
*RBW 300 kHz
Marker 1 [T1]
*VBW 1 MHz
-12.87 dBm
Ref 30 dBm
*Att 40 dB
SWT 20 ms
5.809800000 GHz
30 Offset 14.2 dB
OBW 18.800000000 MHz
Temp 1 [T1 OBW]
-3.14 dBm
5.815600000 GHz
Temp 2 [T1 OBW]
-11.62 dBm
5.834400000 GHz
Center 5.825 GHz
5 MHz/
Span 50 MHz
Date: 27.JUL.2023 21:01:32

Test Mode	IEEE 802.11n (HT20)_Antenna DB2

Test Frequency (MHz)	26 dB Bandwidth (MHz)	99 % Occupied Bandwidth (MHz)	Limit
5180	28.70	18.60	No limit
5200	32.95	18.90	No limit
5240	31.90	18.70	No limit

5180 MHz

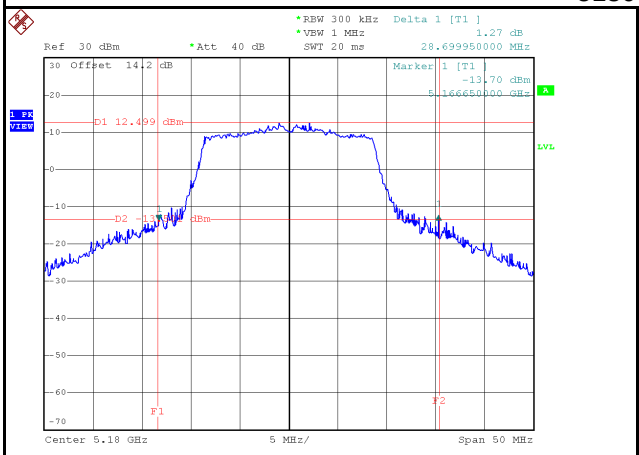

Date: 27.JUL.2023 20:28:24

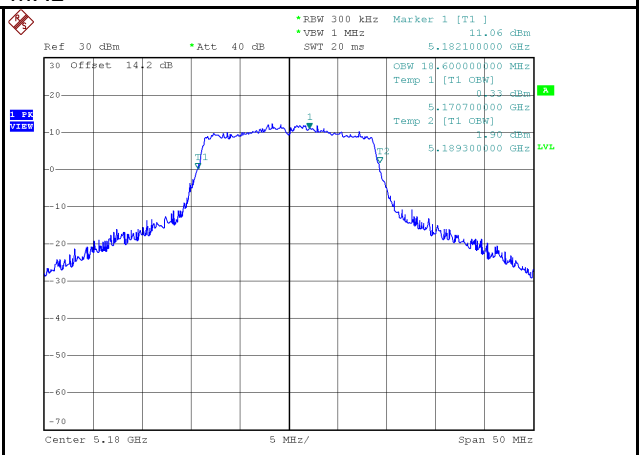

Date: 27.JUL.2023 20:27:54

5200 MHz

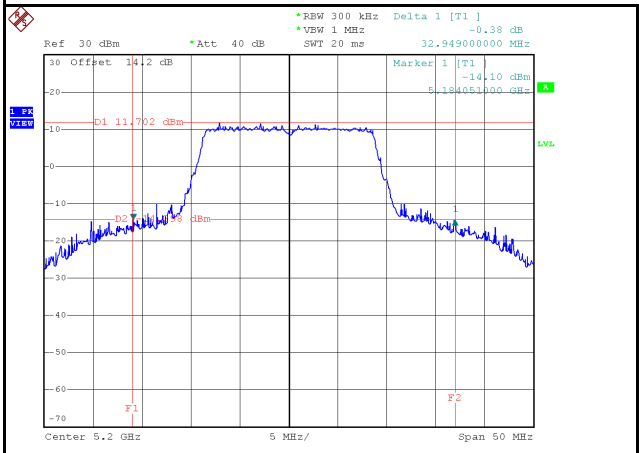

Date: 27.JUL.2023 20:31:43

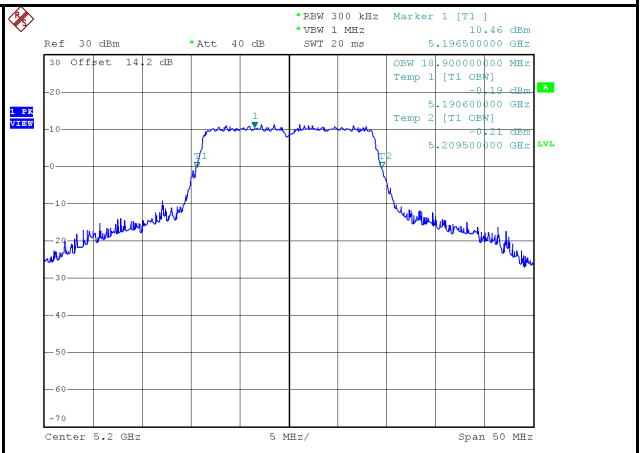

Date: 27.JUL.2023 20:31:12

5240 MHz	
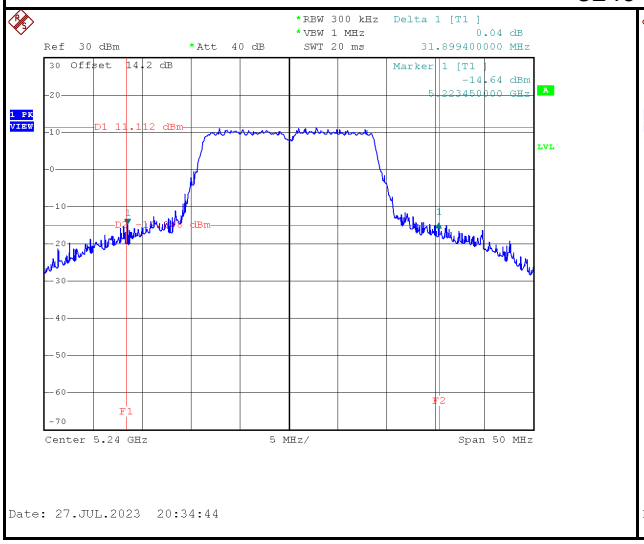	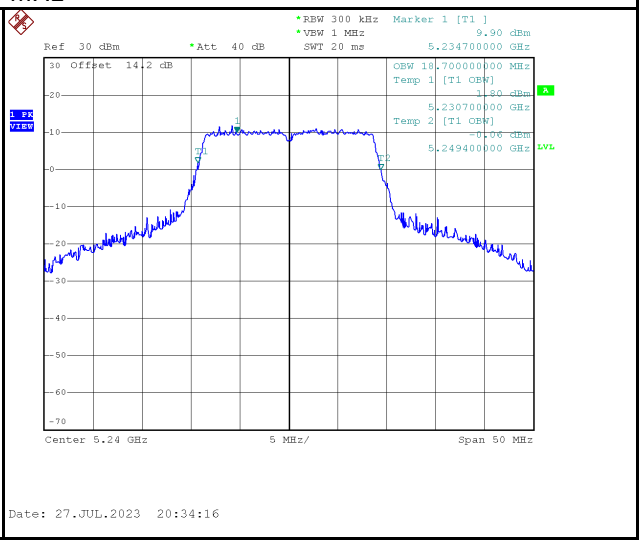

*RBW 300 kHz
*VBW 1 MHz
Delta 1 [T1]
0.04 dB
Ref 30 dBm
*Att 40 dB
SWT 20 ms
31.899400000 MHz
30 Offset 14.2 dB
Marker 1 [T1]
-14.64 dBm
5.223450000 GHz
D1 11.112 dBm
Center 5.24 GHz
5 MHz/
Span 50 MHz
Date: 27.JUL.2023 20:34:44

*RBW 300 kHz
*VBW 1 MHz
Marker 1 [T1]
9.90 dBm
Ref 30 dBm
*Att 40 dB
SWT 20 ms
5.234700000 GHz
30 Offset 14.2 dB
OBW 18.700000000 MHz
Temp 1 [T1 OBW]
1.80 dBm
5.230700000 GHz
Temp 2 [T1 OBW]
-0.06 dBm
5.249400000 GHz
Center 5.24 GHz
5 MHz/
Span 50 MHz
Date: 27.JUL.2023 20:34:16

Test Frequency (MHz)	26 dB Bandwidth (MHz)	99 % Occupied Bandwidth (MHz)	Limit
5260	31.95	18.60	No limit
5300	30.39	18.70	No limit
5320	28.05	18.40	No limit

5260 MHz

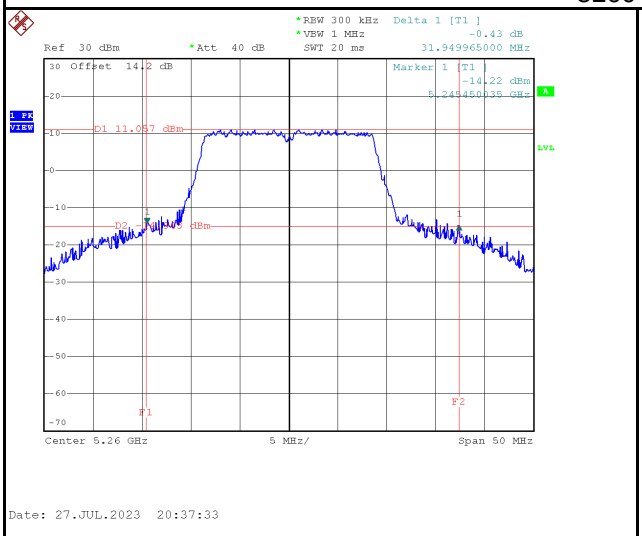

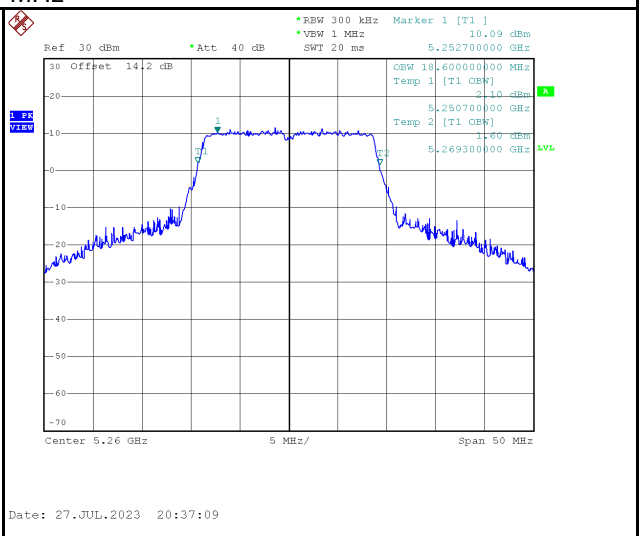

5300 MHz

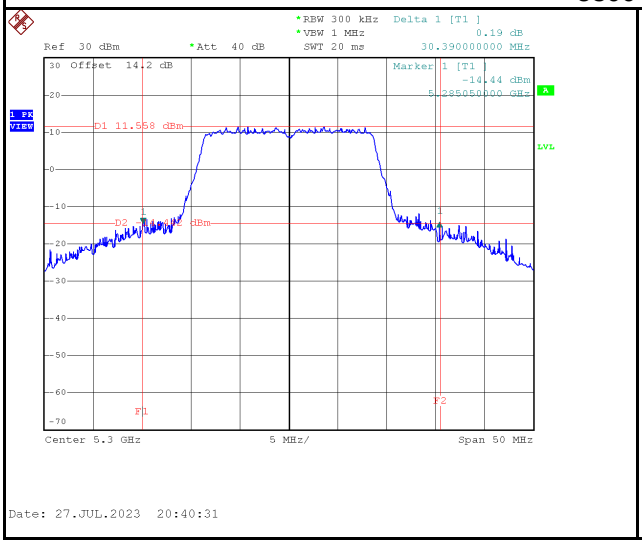

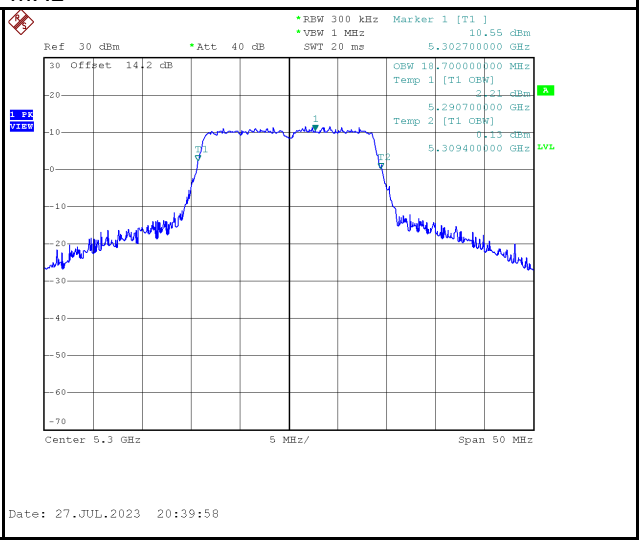

5320 MHz

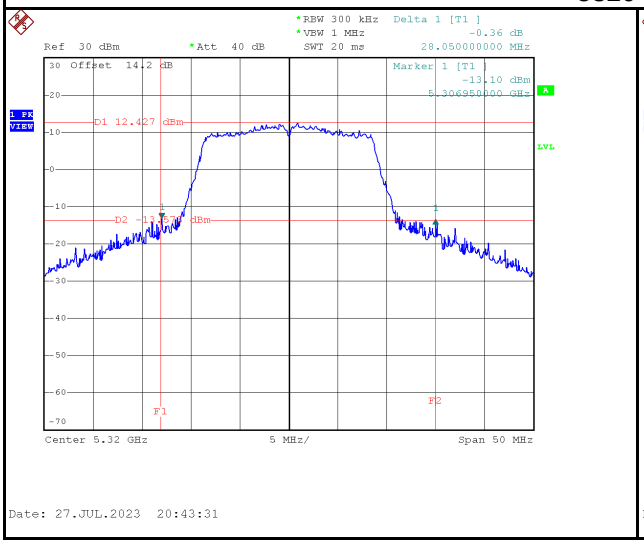
RBW 300 kHz
Delta 1 [T1]
VBW 1 MHz
-0.36 dB
Ref 30 dBm
Att 40 dB
SWT 20 ms
28.050000000 MHz
30 Offset 14.12 dB
Marker 1 [T1]
-13.10 dBm
5.306950000 GHz
D1 12.427 dBm
D2 -13.10 dBm
F1
F2
Center 5.32 GHz
5 MHz/
Span 50 MHz
Date: 27.JUL.2023 20:43:31

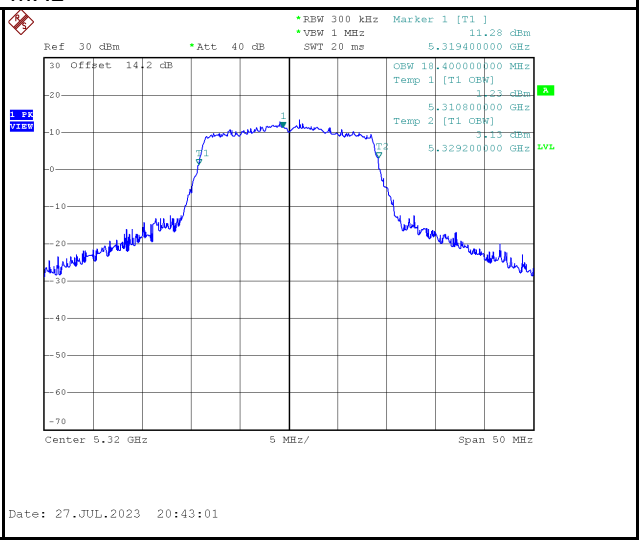
RBW 300 kHz
Marker 1 [T1]
VBW 1 MHz
11.28 dBm
Ref 30 dBm
Att 40 dB
SWT 20 ms
5.319400000 GHz
30 Offset 14.12 dB
OBW 18.400000000 MHz
Temp 1 [T1 OBW]
-1.23 dBm
5.310800000 GHz
Temp 2 [T1 OBW]
-11.13 dBm
5.329200000 GHz
T1
T2
Center 5.32 GHz
5 MHz/
Span 50 MHz
Date: 27.JUL.2023 20:43:01

Test Frequency (MHz)	26 dB Bandwidth (MHz)	99 % Occupied Bandwidth (MHz)	Limit
5500	24.19	18.30	No limit
5580	24.89	18.40	No limit
5700	22.25	18.40	No limit

5500 MHz

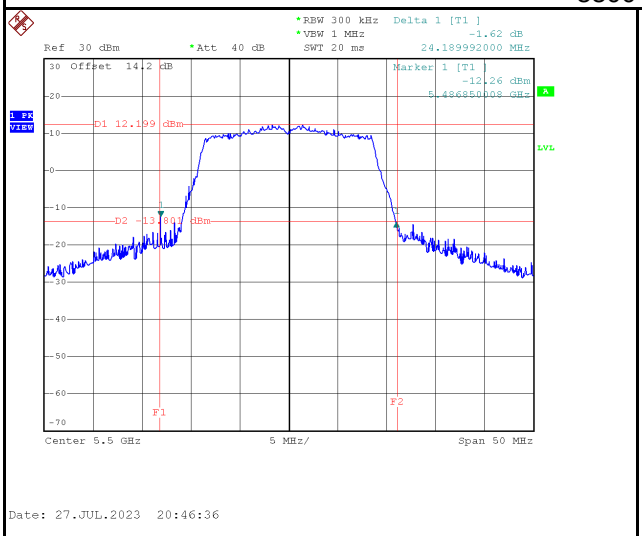

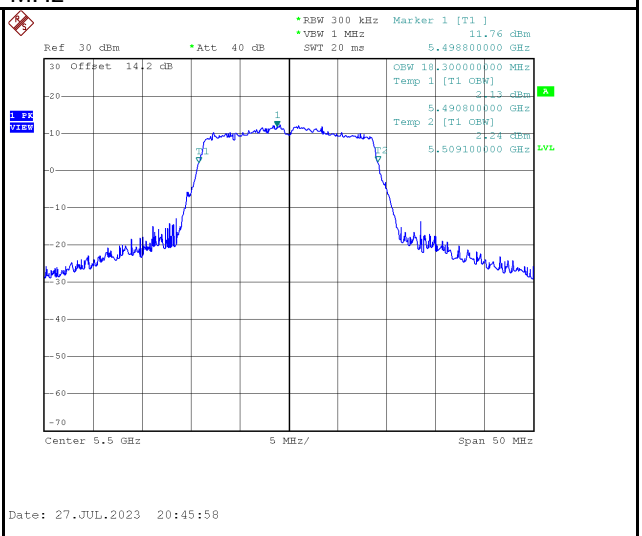

5580 MHz

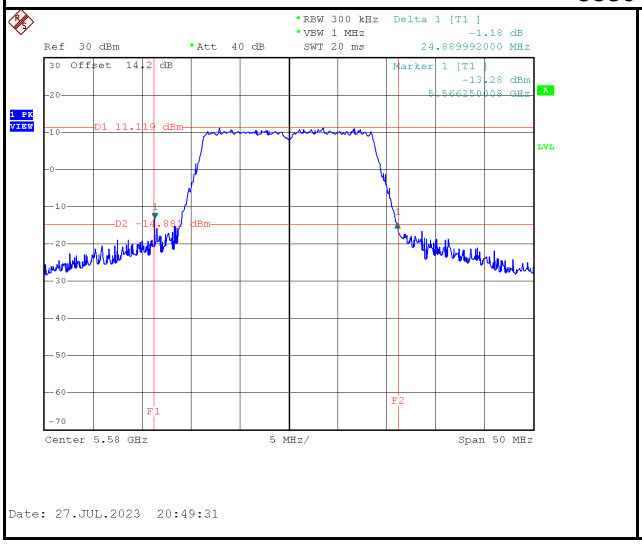

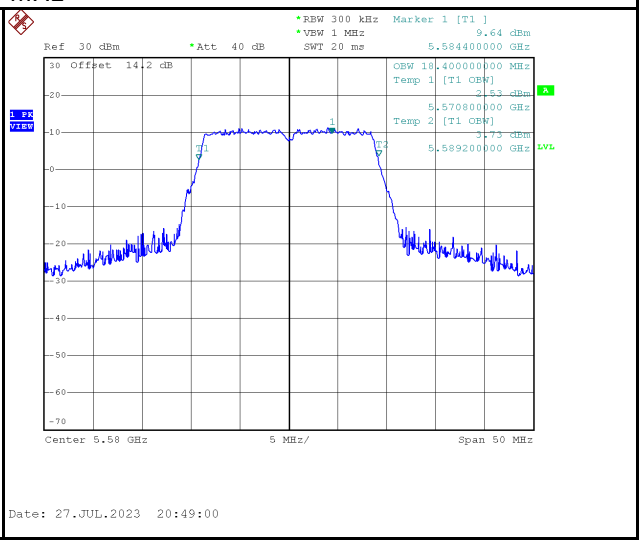

5700 MHz

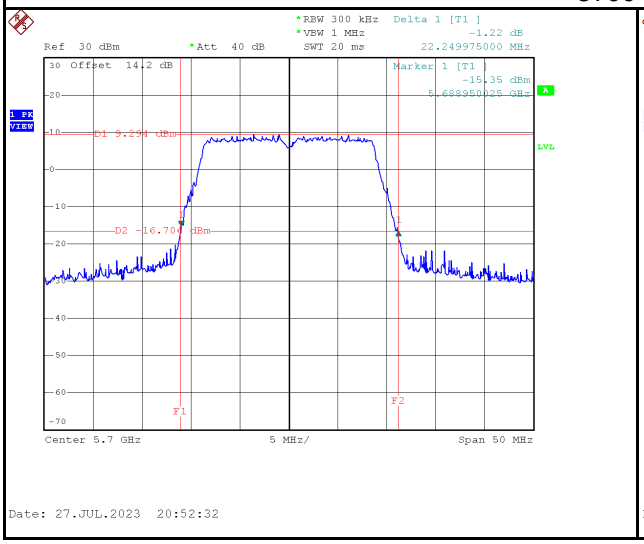
*RBW 300 kHz
Delta 1 [T1]
*VBW 1 MHz
-1.22 dB
Ref 30 dBm
*Att 40 dB
SWT 20 ms
22.249975000 MHz
30 Offset 14.12 dB
Marker 1 [T1]
-15.35 dBm
5.688950025 GHz
D1 9.234 dBm
D2 -16.704 dBm
F1
F2
Center 5.7 GHz
5 MHz/
Span 50 MHz
Date: 27.JUL.2023 20:52:32

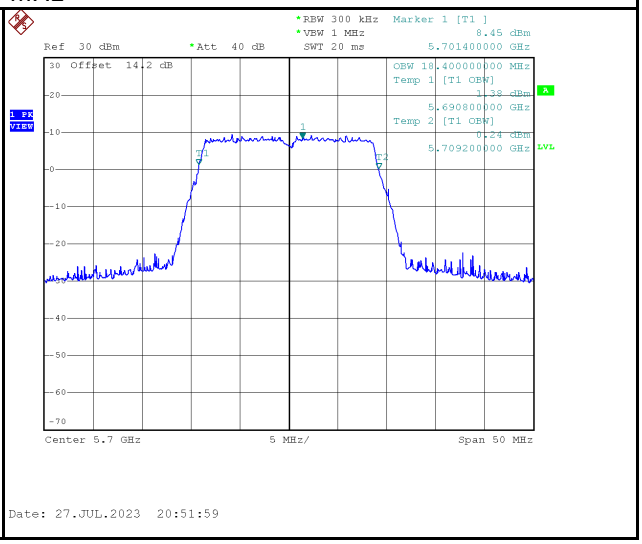
*RBW 300 kHz
Marker 1 [T1]
*VBW 1 MHz
8.45 dBm
Ref 30 dBm
*Att 40 dB
SWT 20 ms
5.701400000 GHz
30 Offset 14.12 dB
OBW 18.400000000 MHz
Temp 1 [T1 OBW]
-1.38 dBm
5.690800000 GHz
Temp 2 [T1 OBW]
-1.24 dBm
5.709200000 GHz
T1
T2
Center 5.7 GHz
5 MHz/
Span 50 MHz
Date: 27.JUL.2023 20:51:59

Test Frequency (MHz)	6 dB Bandwidth (MHz)	99 % Occupied Bandwidth (MHz)	Minimum 6 dB Bandwidth Limit (kHz)	Result
5745	17.65	18.80	500	Pass
5785	17.55	18.80	500	Pass
5825	17.70	18.80	500	Pass

5745 MHz

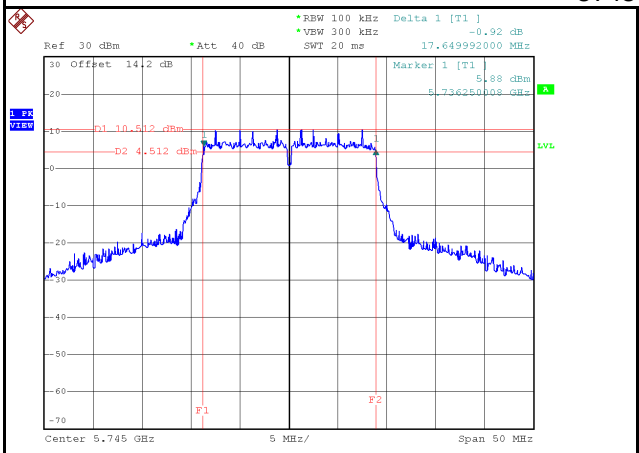

Date: 27.JUL.2023 20:55:46

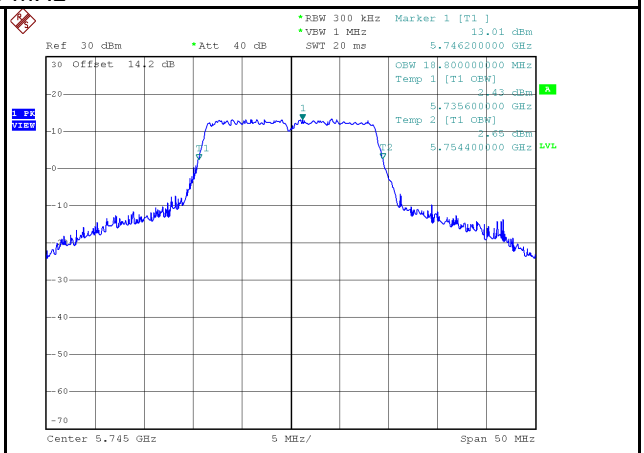

Date: 27.JUL.2023 20:55:09

5785 MHz

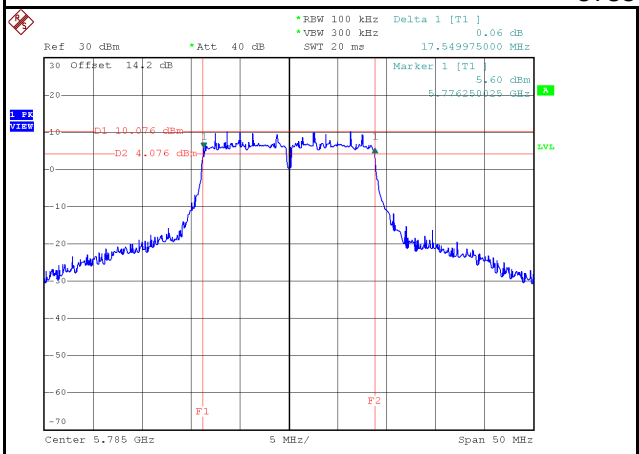

Date: 27.JUL.2023 21:00:29

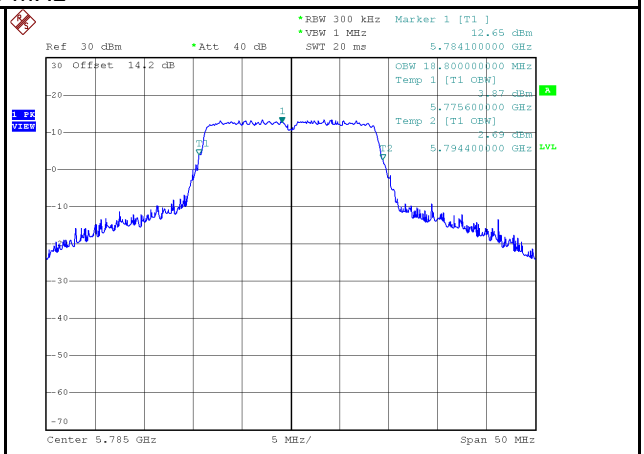

Date: 27.JUL.2023 20:59:51

5825 MHz

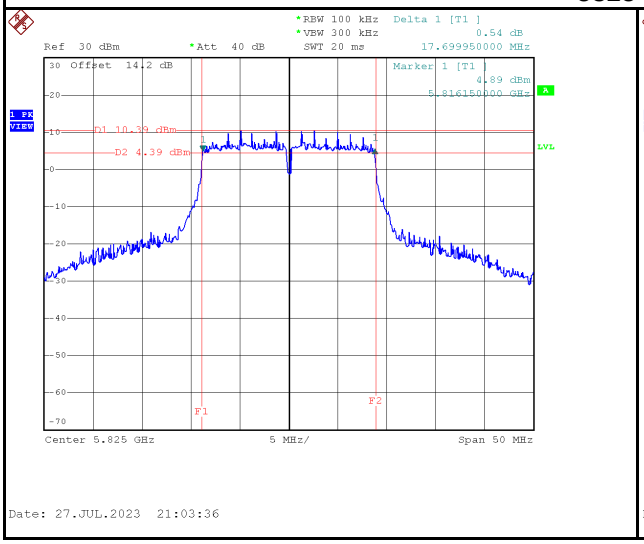
RBW 100 kHz
VBW 300 kHz
SWT 20 ms
Delta 1 [T1]
0.54 dB
17.699950000 MHz
Ref 30 dBm
Att 40 dB
30 Offset 14.2 dB
Marker 1 [T1]
4.89 dBm
5.816150000 GHz
D1 10.39 dBm
D2 4.39 dBm
F1
F2
LVL
Center 5.825 GHz
5 MHz/
Span 50 MHz
Date: 27.JUL.2023 21:03:36

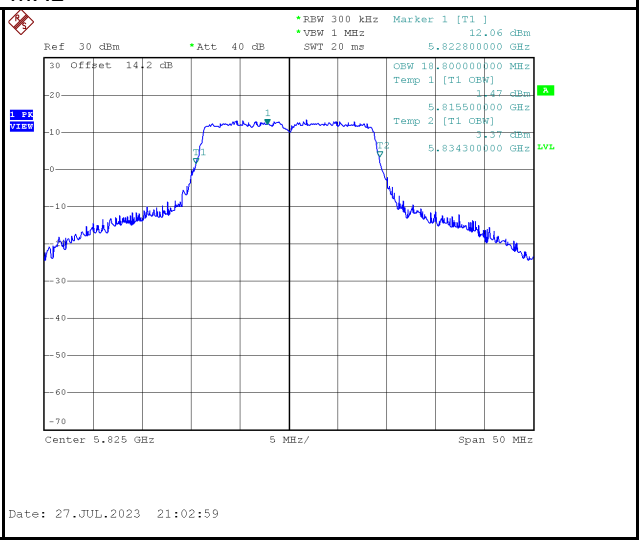
RBW 300 kHz
VBW 1 MHz
SWT 20 ms
Marker 1 [T1]
12.06 dBm
5.822800000 GHz
Ref 30 dBm
Att 40 dB
30 Offset 14.2 dB
OBW 18.800000000 MHz
Temp 1 [T1 OBW]
1.47 dBm
5.815500000 GHz
Temp 2 [T1 OBW]
1.37 dBm
5.834300000 GHz
LVL
Center 5.825 GHz
5 MHz/
Span 50 MHz
Date: 27.JUL.2023 21:02:59

Test Mode	IEEE 802.11n (HT40)_Antenna DB1

Test Frequency (MHz)	26 dB Bandwidth (MHz)	99 % Occupied Bandwidth (MHz)	Limit
5190	39.90	37.00	No limit
5230	41.00	37.40	No limit

5190 MHz

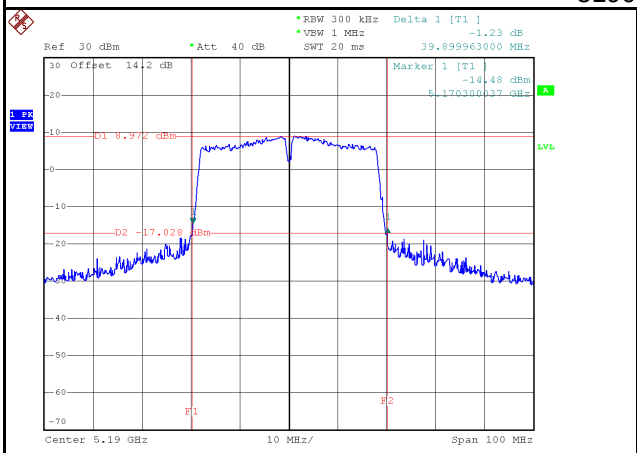

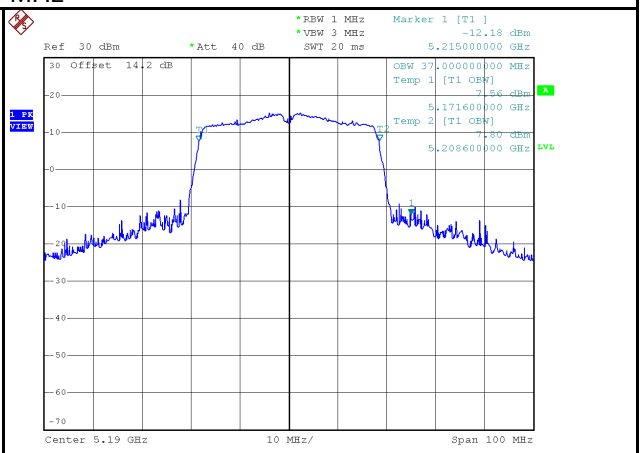

5230 MHz

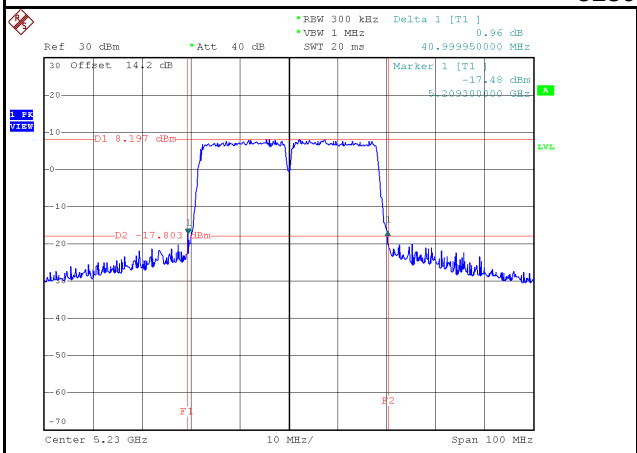

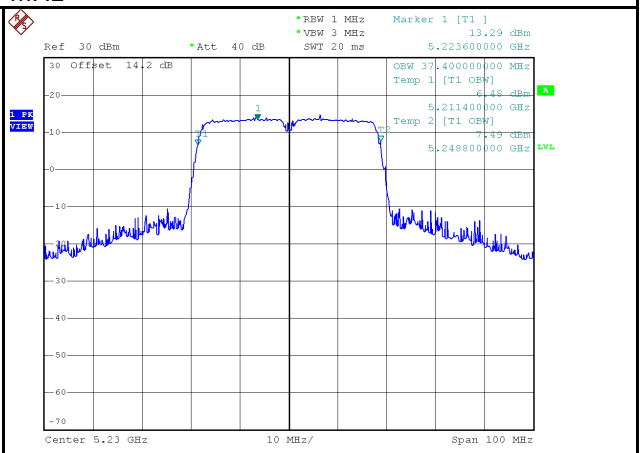

Test Frequency (MHz)	26 dB Bandwidth (MHz)	99 % Occupied Bandwidth (MHz)	Limit
5270	40.20	37.20	No limit
5310	39.79	36.80	No limit

5270 MHz

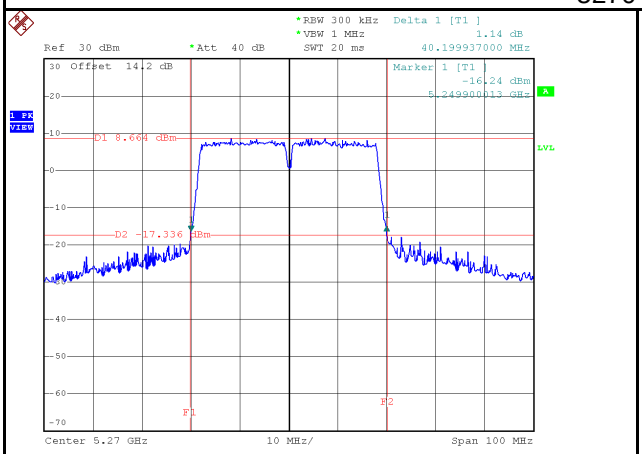

Date: 27.JUL.2023 21:12:07

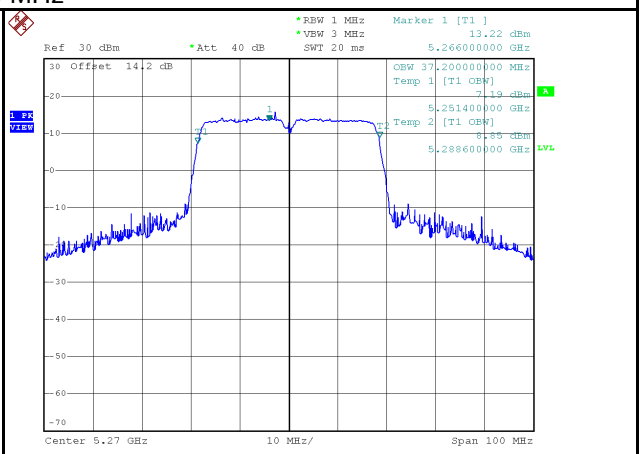

Date: 27.JUL.2023 21:11:19

5310 MHz

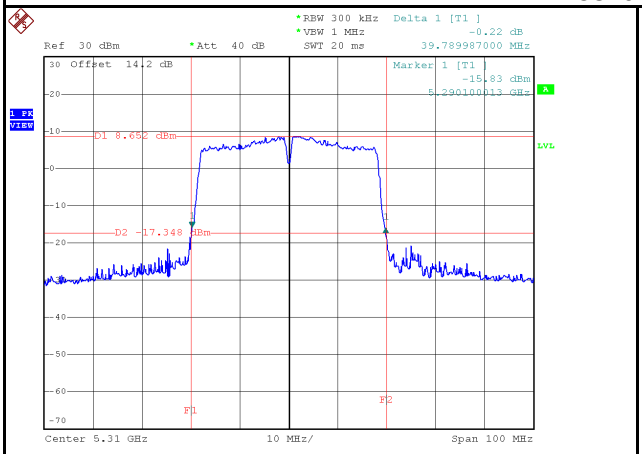

Date: 27.JUL.2023 21:15:07

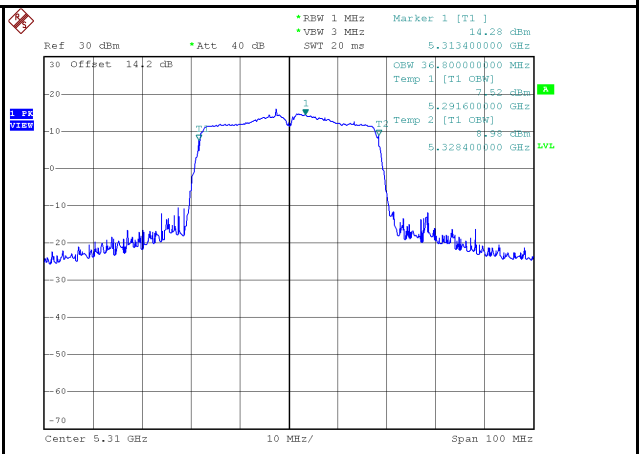

Date: 27.JUL.2023 21:14:32