FCC RADIO TEST REPORT

FCC ID	:	GKRCMCN3
Equipment	:	LCC Module
Brand Name	:	COMPAL
Model Name	:	CMC-N3
Applicant	:	Compal Electronics, Inc. No.581 & 581-1, Ruiguang Rd., Neihu District, Taipei, (114) Taiwan
Manufacturer	:	Compal Electronics, Inc. No.581 & 581-1, Ruiguang Rd., Neihu District, Taipei, (114) Taiwan
Standard	:	FCC 47 CFR Part 2, 22(H), 24(E), 27D, Part 90(R), Part 90(S)

The product was received on Mar. 13, 2025 and testing was performed from Apr. 09, 2025 to May 07, 2025. We, Sporton International Inc. EMC & Wireless Communications Laboratory, would like to declare that the tested sample has been evaluated in accordance with the test procedures and has been in compliance with the applicable technical standards.

The test results in this report apply exclusively to the tested model / sample. Without written approval from Sporton International Inc. EMC & Wireless Communications Laboratory, the test report shall not be reproduced except in full.

Louis Wu

Approved by: Louis Wu

Sporton International Inc. EMC & Wireless Communications Laboratory
No. 52, Huaya 1st Rd., Guishan Dist., Taoyuan City 333, Taiwan (R.O.C.)

Table of Contents

History of this test report **3**
Summary of Test Result **4**
1 General Description **7**
1.1 Product Feature of Equipment Under Test 7
1.2 Modification of EUT 8
1.3 Testing Location 9
1.4 Applicable Standards 10
2 Test Configuration of Equipment Under Test **11**
2.1 Test Mode 11
2.2 Connection Diagram of Test System 12
2.3 Support Unit used in test configuration and system 12
2.4 Measurement Results Explanation Example 12
2.5 Frequency List of Low/Middle/High Channels 13
3 Conducted Test Items **19**
3.1 Measuring Instruments 19
3.2 Conducted Output Power and ERP/EIRP 20
3.3 Peak-to-Average Ratio 21
3.4 Occupied Bandwidth 22
3.5 Conducted Band Edge 23
3.6 Emission Mask 27
3.7 Conducted Spurious Emission 29
3.8 Frequency Stability 30
4 Radiated Test Items **31**
4.1 Measuring Instruments 31
4.2 Radiated Spurious Emission Measurement 33
5 List of Measuring Equipment **35**
6 Measurement Uncertainty **36**
Appendix A. Test Results of Conducted Test
Appendix B. Test Results of Radiated Test
Appendix C. Test Setup Photographs

History of this test report

Report No.	Version	Description	Issue Date
FG531227-02A	01	Initial issue of report	Jun. 04, 2025

Summary of Test Result

Report Clause	Ref Std. Clause	Test Items	Result (PASS/FAIL)	Remark
3.2	§2.1046	Conducted Output Power	Pass	-
	§22.913 (a)(5) §90.635	Effective Radiated Power (n5) (n26)	Pass	
	§27.50 (b)(10) §27.50 (c)(10)	Effective Radiated Power (n12) (n13) (n71)		
	§24.232 (c) §27.50 (h)(2)	Equivalent Isotropic Radiated Power (n2) (n25) (n7) (n38) (n41)		
	§27.50 (d)(4)	Equivalent Isotropic Radiated Power (n66)		
	§27.50 (a)(3)	Effective Isotropic Radiated Power (n30)		
	§27.50 (j)(3)	Equivalent Isotropic Radiated Power (n77) (n78)		
	§27.50 (k)(3)	Equivalent Isotropic Radiated Power (n77) (n78)		
	§90.542 (a)(7)	Effective Radiated Power (n14)		
3.3	§24.232 (d) §27.50 (d)(5)	Peak-to-Average Ratio	Pass	-
3.4	§2.1049	Occupied Bandwidth	Pass	-
3.5	§2.1051 §22.917 (a) §24.238 (a) §27.53 (c)(2)(4) §27.53 (g) §27.53 (h)	Conducted Band Edge Measurement (n2) (n5) (n12) (n13) (n25) (n26) (n66) (n71)	Pass	-
	§2.1051 §27.53 (m)(4)	Conducted Band Edge Measurement (n7) (n38) (n41)		
	§2.1051 §27.53 (a)(4)	Conducted Band Edge Measurement (n30)		
	§2.1051 §27.53 (l)(2)	Conducted Band Edge Measurement (n77) (n78)		
	§2.1051 §27.53 (n)(2)	Conducted Band Edge Measurement (n77) (n78)		
	§2.1051 §90.543 (e)(2)	Conducted Band Edge Measuremen (n14)		
3.6	§2.1051 §90.210 (n)	Emission Mask (n14)	Pass	-
	§2.1051 §90.691	Emission masks (n26)		

Report Clause	Ref Std. Clause	Test Items	Result (PASS/FAIL)	Remark
3.7	§2.1051 §22.917 (a) §24.238 (a) §27.53 (c)(2) §27.53 (g) §27.53 (h) §90.691	Conducted Spurious Emission (n2) (n5) (n12) (n13) (n25) (n26) (n66) (n71)	Pass	-
	§2.1051 §27.53 (m)(4)	Conducted Spurious Emission (n7) (n38) (n41)		
	§2.1051 §27.53 (a)(4)	Conducted Spurious Emission (n30)		
	§2.1051 §27.53 (l)(2)	Conducted Spurious Emission (n77) (n78)		
	§2.1051 §27.53 (n)(2)	Conducted Spurious Emission (n77) (n78)		
	§2.1051 §90.543 (e)(3)	Conducted Spurious Emission (n14)		
3.8	§2.1055 §22.355 §24.235 §27.54 §90.539 (e) §90.213	Frequency Stability Temperature & Voltage	Pass	-
4.2	§2.1053 §22.917 (a) §24.238 (a) §27.53 (c)(2) §27.53 (f) §27.53 (g) §27.53 (h) §90.691	Radiated Spurious Emission (n2) (n5) (n12) (n13) (n25) (n26) (n66) (n71)	Pass	-
	§2.1053 §27.53 (m)(4)	Radiated Spurious Emission (n7) (n38) (n41)		
	§2.1053 §27.53 (a)(4)	Radiated Spurious Emission (n30)		
	§2.1053 §27.53 (l)(2)	Radiated Spurious Emission (n77) (n78)		
	§2.1053 §27.53 (n)(2)	Radiated Spurious Emission (n77) (n78)		
	§2.1053 §90.543 (e)(3) §90.543 (f)	Radiated Spurious Emission (n14)		

Conformity Assessment Condition:
1. The test results (PASS/FAIL) with all measurement uncertainty excluded are presented against the regulation limits or in accordance with the requirements stipulated by the applicant/manufacturer who shall bear all the risks of non-compliance that may potentially occur if measurement uncertainty is taken into account. 2. The measurement uncertainty please refer to each test result in the section “Measurement Uncertainty”.
Disclaimer:
The product specifications of the EUT presented in the test report that may affect the test assessments are declared by the manufacturer who shall take full responsibility for the authenticity.

Reviewed by: Keven Cheng
Report Producer: Josie Hsu

1 General Description

1.1 Product Feature of Equipment Under Test

Product Feature	
General Specs	LTE/5G NR Red Cap and GNSS.

Support band and evaluated information	
5G NR RedCap Supported band	n2,n5,n7,n12,n13,n14,n25,n26,n30,n38,n41,n66,n71,n77, n78
Evaluated and Tested band	n7,n12,n13,n14,n25,n26,n30, n41,n66,n71,n77,n78
Band covered information	Wider operating frequency band range covers narrower one when the power is worse as follows: ■ n25 cover n2 (Part 24) ■ n26 cover n5 (Part 22) ■ n41 cover n38 (Part 27) ■ n77 cover n78 (Part 27)

FDD/TDD band Power Class		
	SISO PC3	**-**
NR Red Cap N2	V	-
NR Red Cap N5	V	-
NR Red Cap N7	V	-
NR Red Cap N12	V	-
NR Red Cap N13	V	-
NR Red Cap N14	V	-
NR Red Cap N25	V	-
NR Red Cap N26	V	-
NR Red Cap N30	V	-
NR Red Cap N38	V	-
NR Red Cap N41	V	-
NR Red Cap N66	V	-
NR Red Cap N71	V	-
NR Red Cap N77	V	-
NR Red Cap N78	V	-

RF Exposure Max Antenna Gain(dBi)			
Band	Ant0	-	Main Ant. #
NR Red Cap N2	8.5	-	0
NR Red Cap N5	9.9	-	0
NR Red Cap N7	8.5	-	0
NR Red Cap N12	9.1	-	0
NR Red Cap N13	9.6	-	0
NR Red Cap N14	9.7	-	0
NR Red Cap N25	8.5	-	0
NR Red Cap N26	9.9	-	0
NR Red Cap N30	0	-	0
NR Red Cap N38	6	-	0
NR Red Cap N41	6	-	0
NR Red Cap N66	5.5	-	0
NR Red Cap N71	8.9	-	0
NR Red Cap N77	5.5	-	0
NR Red Cap N78	5.5	-	0

Remark: The EUT's information above is declared by manufacturer. Please refer to Disclaimer in report summary.

1.2 Modification of EUT

No modifications made to the EUT during the testing.

1.3 Testing Location

Test Site	Sporton International Inc. EMC & Wireless Communications Laboratory
Test Site Location	No.52, Huaya 1st Rd., Guishan Dist., Taoyuan City 333, Taiwan (R.O.C.) TEL: +886-3-327-3456 FAX: +886-3-328-4978
Test Site No.	**Sporton Site No.**
	TH03-HY
Test Engineer	Jimmy Chang
Temperature (℃)	20~24
Relative Humidity (%)	50~58

Test Site	Sporton International Inc. Wensan Laboratory
Test Site Location	No.58, Aly. 75, Ln. 564, Wenhua 3rd, Rd., Guishan Dist., Taoyuan City 333010, Taiwan (R.O.C.) TEL: +886-3-327-0868 FAX: +886-3-327-0855
Test Site No.	**Sporton Site No.**
	03CH23-HY (TAF Code: 3786)
Test Engineer	Leo Li, Karl Hou and Lucifer Jiang
Temperature (℃)	19.4~21.1
Relative Humidity (%)	44.7~65.1
Remark	The Radiated Spurious Emission test item subcontracted to Sporton International Inc. Wensan Laboratory.

Note: The test site complies with ANSI C63.4 2014 requirement.

FCC Designation No.: TW1190 and TW3786

1.4 Applicable Standards

According to the specifications declared by the manufacturer, the EUT must comply with the requirements of the following standards:

- ANSI C63.26-2015
- FCC 47 CFR Part 2, 22(H), 24(E), 27D, Part 90(R), Part 90(S)
- FCC KDB 971168 D01 Power Meas. License Digital Systems v03r01
- FCC KDB 412172 D01 Determining ERP and EIRP v01r01
- FCC KDB 414788 D01 Radiated Test Site v01r01.

Remark:

1. All the test items were validated and recorded in accordance with the standards without any modification during the testing.
2. This EUT has also been tested and complied with the requirements of FCC Part 15, Subpart B, recorded in a separate test report.
3. The TAF code is not including all the FCC KDB listed without accreditation.

2 Test Configuration of Equipment Under Test

2.1 Test Mode

Antenna port conducted and radiated test items listed below are performed according to KDB 971168 D01 Power Meas. License Digital Systems v03r01 with maximum output power.

For radiated measurement, the measured emission level of the EUT was maximized by rotating the EUT on a turntable, adjusting the orientation of the EUT and EUT antenna in two config (Degree 0 and Degree 90), and adjusting the measurement antenna orientation, following C63.26 exploratory test procedures and only the worst case emissions were reported in this report.

Modulation Type	Modulation	Modulation Type	Modulation
A	DFT-s-OFDM PI/2 BPSK	N/A	N/A
B	DFT-s-OFDM QPSK	F	CP-OFDM QPSK
C	DFT-s-OFDM 16QAM	G	CP-OFDM 16QAM
D	DFT-s-OFDM 64QAM	H	CP-OFDM 64QAM
E	DFT-s-OFDM 256QAM	I	CP-OFDM 256QAM

Test Item	Modulation Type	Bandwidth	RB Size	Channel
Conducted Power	A, B, C, D, E	All	1, Half, Full	L, M, H
EIRP	A, B, C, D, E	All	1, Half, Full	L, M, H
PAR	A, B, C, D, E	20 MHz or less	Outer_Full	M
Bandwidth	A,F,G,H,I	All	Outer_Full	M
CBE, Mask (Part 90)	A, B, C, D, E,F	All	Outer_1RB Outer_Full	L, H
CSE	B	Minimum	Inner_1RB	L, M, H
Frequency Stability	A	20 MHz or less	Outer_Full	M
RSE	A	Maximum or less	Inner_1RB	L, M, H

Remark:

1. Evaluated all the transmitter signal and reporting worst-case configuration among all modulation types.
2. The device is investigated from 30MHz to 10 times of fundamental signal for radiated spurious emission test under different RB size/offset and modulations in exploratory test. Subsequently, only the worst-case emissions are reported.
3. One representative bandwidth is selected to perform PAR& frequency stability.
4. For 5G NR RadCap All Band SISO Mode support support CP-OFDM & DFT-s-OFDM,Therefore,the report only performed Higher Conducted power (DFT-s-OFDM) test results.
5. For 5G NR RadCap All Band BW:10/15/20 support SCS15kHz&SCS30 kHz, after verified, the worst case is SCS15kHz. Therefore, only performed the SCS15kHz test results for Conducted test item in this report.
6. One representative bandwidth is selected to perform PAR and frequency stability.

2.2 Connection Diagram of Test System

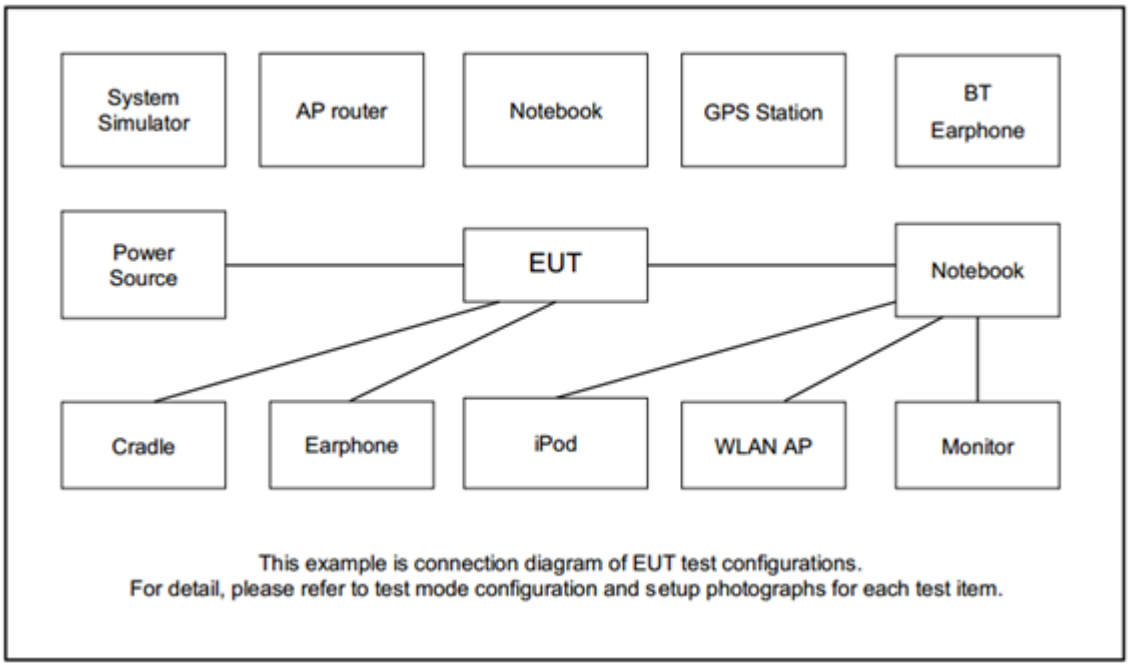

2.3 Support Unit used in test configuration and system

Item	Equipment	Brand Name	Model No.	FCC ID	Data Cable	Power Cord
1.	System Simulator	Anritsu	MT8821C	N/A	N/A	Unshielded,1.8m
2.	System Simulator	Anritsu	MT8820C	N/A	N/A	Unshielded,1.8m
3.	Fixture	Compal	ZLN3	N/A	N/A	N/A

2.4 Measurement Results Explanation Example

For all conducted test items:

The offset level is set in the spectrum analyzer to compensate the RF cable loss and attenuator factor between EUT conducted output port and spectrum analyzer. With the offset compensation, the spectrum analyzer reading level is exactly the EUT RF output level.

The spectrum analyzer offset is derived from RF cable loss and attenuator factor.

Offset = RF cable loss + attenuator factor.

Following shows an offset computation example with cable loss 4.2 dB and 10dB attenuator.

Example :

Offset(dB) = RF cable loss(dB) + attenuator factor(dB).

= 4.2 + 10 = 14.2 (dB)

2.5 Frequency List of Low/Middle/High Channels

5G NR n2 Channel and Frequency List				
BW [MHz]	Channel/Frequency(MHz)	Lowest	Middle	Highest
20	Channel	372000	376000	380000
	Frequency	1860	1880	1900
15	Channel	371500	376000	380500
	Frequency	1857.5	1880	1902.5
10	Channel	371000	376000	381000
	Frequency	1855	1880	1905
5	Channel	370500	376000	381500
	Frequency	1852.5	1880	1907.5

5G NR n5 Channel and Frequency List				
BW [MHz]	Channel/Frequency(MHz)	Lowest	Middle	Highest
20	Channel	166800	167300	167800
	Frequency	834	836.5	839
15	Channel	166300	167300	168300
	Frequency	831.5	836.5	841.5
10	Channel	165800	167300	168800
	Frequency	829	836.5	844
5	Channel	165300	167300	169300
	Frequency	826.5	836.5	846.5

5G NR n7 Channel and Frequency List				
BW [MHz]	Channel/Frequency(MHz)	Lowest	Middle	Highest
20	Channel	502000	507000	512000
	Frequency	2510	2535	2560
15	Channel	501500	507000	512500
	Frequency	2507.5	2535	2562.5
10	Channel	501000	507000	513000
	Frequency	2505	2535	2565
5	Channel	500500	507000	513500
	Frequency	2502.5	2535	2567.5

5G NR n12 Channel and Frequency List				
BW [MHz]	Channel/Frequency(MHz)	Lowest	Middle	Highest
15	Channel	141300	141500	141700
	Frequency	706.5	707.5	708.5
10	Channel	140800	141500	142200
	Frequency	704	707.5	711
5	Channel	140300	141500	142700
	Frequency	701.5	707.5	713.5

5G NR n13 Channel and Frequency List				
BW [MHz]	Channel/Frequency(MHz)	Lowest	Middle	Highest
10	Channel	-	156400	-
	Frequency	-	782	-
5	Channel	155900	156400	156900
	Frequency	779.5	782	784.5

5G NR n14 Channel and Frequency List				
BW [MHz]	Channel/Frequency(MHz)	Lowest	Middle	Highest
10	Channel	-	158600	-
	Frequency	-	793	-
5	Channel	158100	158600	159100
	Frequency	790.5	793	795.5

5G NR n25 Channel and Frequency List				
BW [MHz]	Channel/Frequency(MHz)	Lowest	Middle	Highest
20	Channel	372000	376500	381000
	Frequency	1860	1882.5	1905
15	Channel	371500	376500	381500
	Frequency	1857.5	1882.5	1907.5
10	Channel	371000	376500	382000
	Frequency	1855	1882.5	1910
5	Channel	370500	376500	382500
	Frequency	1852.5	1882.5	1912.5

5G NR n26 Channel and Frequency List (Part22H)				
BW [MHz]	Channel/Frequency(MHz)	Lowest	Middle	Highest
20	Channel	166800	167300	167800
	Frequency	834	836.5	839
15	Channel	166300	167300	168300
	Frequency	831.5	836.5	841.5
10	Channel	165800	167300	168800
	Frequency	829	836.5	844
5	Channel	165300	167300	169300
	Frequency	826.5	836.5	846.5

5G NR n26 Channel and Frequency List (Part90S)				
BW [MHz]	Channel/Frequency(MHz)	Lowest	Middle	Highest
10	Channel	-	163800	-
	Frequency	-	819	-
5	Channel	163300	163800	164300
	Frequency	816.5	819	821.5

5G NR n26 Straddle Channel and Frequency List (Part 90S)				
BW [MHz]	Channel/Frequency(MHz)	Lowest	Middle	Highest
20	Channel	-	164800	-
	Frequency	-	824	-
15	Channel	-	164800	-
	Frequency	-	824	-
10	Channel	-	164800	-
	Frequency	-	824	-
5	Channel	-	164800	-
	Frequency	-	824	-

5G NR n30 Channel and Frequency List				
BW [MHz]	Channel/Frequency(MHz)	Lowest	Middle	Highest
10	Channel	-	27710	-
	Frequency	-	2310	-
5	Channel	27685	27710	27735
	Frequency	2307.5	2310	2312.5

5G NR n38 Channel and Frequency List				
BW [MHz]	Channel/Frequency(MHz)	Lowest	Middle	Highest
20	Channel	516000	519000	522000
	Frequency	2580	2595	2610
15	Channel	515500	519000	522500
	Frequency	2577.5	2595	2612.5
10	Channel	515000	519000	523000
	Frequency	2575	2595	2615

5G NR n41 Channel and Frequency List				
BW [MHz]	Channel/Frequency(MHz)	Lowest	Middle	Highest
20	Channel	501204	518598	535998
	Frequency	2506.02	2592.99	2679.99
15	Channel	500700	518598	536496
	Frequency	2503.5	2592.99	2682.48
10	Channel	500202	518598	537000
	Frequency	2501.01	2592.99	2685

5G NR n66 Channel and Frequency List				
BW [MHz]	Channel/Frequency(MHz)	Lowest	Middle	Highest
20	Channel	344000	349000	354000
	Frequency	1720	1745	1770
15	Channel	343500	349000	354500
	Frequency	1717.5	1745	1772.5
10	Channel	343000	349000	355000
	Frequency	1715	1745	1775
5	Channel	342500	349000	355500
	Frequency	1712.5	1745	1777.5

5G NR n71 Channel and Frequency List				
BW [MHz]	Channel/Frequency(MHz)	Lowest	Middle	Highest
20	Channel	134600	136100	137600
	Frequency	673	680.5	688
15	Channel	134100	136100	138100
	Frequency	670.5	680.5	690.5
10	Channel	133600	136100	138600
	Frequency	668	680.5	693
5	Channel	133100	136100	139100
	Frequency	665.5	680.5	695.5

5G NR Band n77 (Part27O) Channel and Frequency List				
BW [MHz]	Channel/Frequency(MHz)	Lowest	Middle	Highest
20	Channel	647334	656000	664666
	Frequency	3710.01	3840	3969.99
15	Channel	647168	656000	664832
	Frequency	3707.52	3840	3972.48
10	Channel	647000	656000	665000
	Frequency	3705	3840	3975

5G NR RadCap n78 (Part27O) Channel and Frequency List				
BW [MHz]	Channel/Frequency(MHz)	Lowest	Middle	Highest
20	Channel	647334	650000	652666
	Frequency	3710.01	3750	3789.99
15	Channel	647168	650000	652832
	Frequency	3707.52	3750	3792.48
10	Channel	647000	650000	653000
	Frequency	3705	3750	3795

5G NR RadCap n77 (Part27Q) Channel and Frequency List				
BW [MHz]	Channel/Frequency(MHz)	Lowest	Middle	Highest
20	Channel	630668	633334	636000
	Frequency	3460.02	3500.01	3540
15	Channel	630500	633334	636166
	Frequency	3457.5	3500.01	3542.49
10	Channel	630334	633334	636332
	Frequency	3455.01	3500.01	3544.98

5G NR RadCap n78 (Part27Q) Channel and Frequency List				
BW [MHz]	**Channel/Frequency(MHz)**	**Lowest**	**Middle**	**Highest**
20	Channel	630668	633334	636000
	Frequency	3460.02	3500.01	3540
15	Channel	630500	633334	636166
	Frequency	3457.5	3500.01	3542.49
10	Channel	630334	633334	636332
	Frequency	3455.01	3500.01	3544.98

3 Conducted Test Items

3.1 Measuring Instruments

See list of measuring instruments of this test report.

3.1.1 Test Setup

3.1.2 Conducted Output Power



3.1.3 Peak-to-Average Ratio, Occupied Bandwidth ,Conducted Band-Edge, Emission Mask and Conducted Spurious Emission

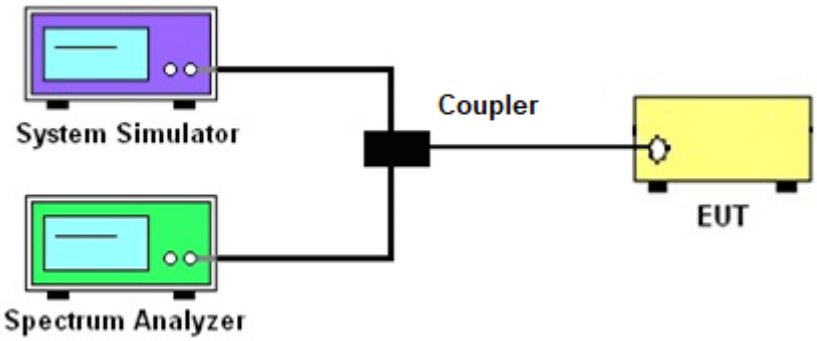

3.1.4 Frequency Stability

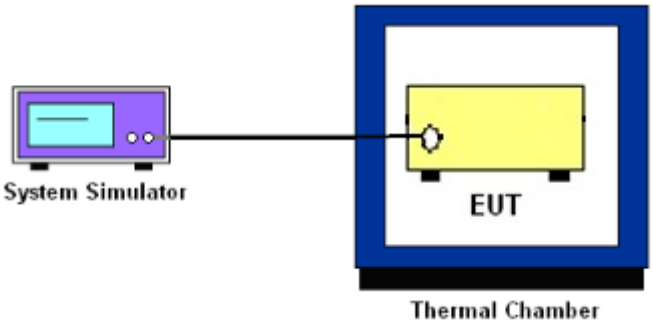

3.1.5 Test Result of Conducted Test

Please refer to Appendix A.

3.2 Conducted Output Power and ERP/EIRP

3.2.1 Description of the Conducted Output Power Measurement and ERP/EIRP Measurement

A system simulator was used to establish communication with the EUT. Its parameters were set to force the EUT transmitting at maximum output power. The measured power in the radio frequency on the transmitter output terminals shall be reported.

The ERP of mobile transmitters must not exceed 7 Watts for 5G NR n5, n26 (Part 22H)

The power of mobile transmitters must not exceed 100 Watts for 5G NR n26 (Part 90S)

The ERP of mobile transmitters must not exceed 3 Watts for 5G NR n12, n13, n14, n71

The EIRP of mobile transmitters must not exceed 2 Watts for 5G NR n2, n25, n7, n38, n41

The EIRP of mobile transmitters must not exceed 1 Watts for 5G NR n66 , n77, n78

The EIRP of mobile transmitters must not exceed 250mW/5MHz for 5G NR n30

According to KDB 412172 D01 Power Approach,

EIRP = $P_T + G_T – L_C$, ERP = EIRP -2.15, where

P_T = transmitter output power in dBm

G_T = gain of the transmitting antenna in dBi

L_C = signal attenuation in the connecting cable between the transmitter and antenna in dB

3.2.2 Test Procedures

1. The transmitter output port was connected to the system simulator.
2. Set EUT at maximum power through the system simulator.
3. Select lowest, middle, and highest channels for each band and different modulation.
4. Measure and record the power level from the system simulator.

3.3 Peak-to-Average Ratio

3.3.1 Description of the PAR Measurement

Power Complementary Cumulative Distribution Function (CCDF) curves provide a means for characterizing the power peaks of a digitally modulated signal on a statistical basis. A CCDF curve depicts the probability of the peak signal amplitude exceeding the average power level. Most contemporary measurement instrumentation include the capability to produce CCDF curves for an input signal provided that the instrument's resolution bandwidth can be set wide enough to accommodate the entire input signal bandwidth. In measuring transmissions in this band using an average power technique, the peak-to-average ratio (PAR) of the transmission may not exceed 13 dB.

3.3.2 Test Procedures

The testing follows ANSI C63.26-2015 Section 5.2.6

1. The EUT was connected to spectrum and system simulator via a power divider.
2. Set the CCDF (Complementary Cumulative Distribution Function) option in spectrum analyzer.
3. The highest RF powers were measured and recorded the maximum PAPR level associated with a probability of 0.1 %.
4. Record the deviation as Peak to Average Ratio.

3.4 Occupied Bandwidth

3.4.1 Description of Occupied Bandwidth Measurement

The occupied bandwidth is the width of a frequency band such that, below the lower and above the upper frequency limits, the mean powers emitted are each equal to a specified percentage 0.5% of the total mean transmitted power.

The 26 dB emission bandwidth is defined as the frequency range between two points, one above and one below the carrier frequency, at which the spectral density of the emission is attenuated 26 dB below the maximum in-band spectral density of the modulated signal. Spectral density (power per unit bandwidth) is to be measured with a detector of resolution bandwidth equal to approximately 1.0% of the emission bandwidth.

3.4.2 Test Procedures

The testing follows ANSI C63.26-2015 Section 5.4.3 (26dB) and Section 5.4.4 (99OB)

1. The EUT was connected to spectrum analyzer and system simulator via a power divider.
2. The spectrum analyzer center frequency is set to the nominal EUT channel center frequency. The span range for the spectrum analyzer shall be between two and five times the anticipated OBW.
3. The nominal resolution bandwidth (RBW) shall be in the range of 1 to 5 % of the anticipated OBW, and the VBW shall be at least 3 times the RBW.
4. Set the detection mode to peak, and the trace mode to max hold.
5. Determine the reference value: Set the EUT to transmit a modulated signal. Allow the trace to stabilize. Set the spectrum analyzer marker to the highest level of the displayed trace.
   (this is the reference value)
6. Determine the “-26 dB down amplitude” as equal to (Reference Value – X).
7. Place two markers, one at the lowest and the other at the highest frequency of the envelope of the spectral display such that each marker is at or slightly below the “–X dB down amplitude” determined in step 6. If a marker is below this “-X dB down amplitude” value it shall be placed as close as possible to this value. The OBW is the positive frequency difference between the two markers.
8. Use the 99 % power bandwidth function of the spectrum analyzer and report the measured bandwidth.

3.5 Conducted Band Edge

3.5.1 Description of Conducted Band Edge Measurement

22.917(a)

For operations in the 824 – 849 MHz band, the FCC limit is 43 + 10log10(P[Watts]) dB below the transmitter power P(Watts) in a 100kHz bandwidth. However, in the 1MHz bands immediately outside and adjacent to the licensee's frequency block, a resolution bandwidth of at least one percent of the emission bandwidth of the fundamental emission of the transmitter may be employed.

24.238 (a)

For operations in the 1850-1910 and 1930-1990 MHz band, the FCC limit is 43 + 10log10(P[Watts]) dB below the transmitter power P(Watts) in a 1MHz bandwidth. However, in the 1 MHz bands immediately outside and adjacent to the frequency block a resolution bandwidth of at least one percent of the emission bandwidth of the fundamental emission of the transmitter may be employed.

27.53 (c)

For operations in the 776-788 MHz band, the FCC limit is 43 + $10\log_{10}$(P[Watts]) dB below the transmitter power P(Watts) in a 100 kHz bandwidth. However, in the 100 kHz bands immediately outside and adjacent to the frequency block, a resolution bandwidth of at least 30 kHz may be employed. In addition, the power of any unwanted emissions in any 6.25 kHz bandwidth for all frequencies between 763-775 MHz and 793-806 MHz shall be attenuated below the transmitter power, P (dBW), by at least 65 + 10 log10 p(watts), dB, for mobile and portable equipment.

27.53 (g)

For operations in the 600MHz band and 698-746 MHz band, the FCC limit is 43 + 10log10(P[Watts]) dB below the transmitter power P(Watts) in a 100 kHz bandwidth. However, in the 100 kilohertz bands immediately outside and adjacent to a licensee's frequency block, a resolution bandwidth of at least 30 kHz may be employed.

27.53 (h)

For operations in the 1710 – 1755 MHz band, 1755-1780 MHz, the FCC limit is 43 + 10log10(P[Watts]) dB below the transmitter power P(Watts) in a 1 MHz bandwidth. However, in the 1MHz bands immediately outside and adjacent to the licensee's frequency block, a resolution bandwidth of at least one percent of the emission bandwidth of the fundamental emission of the transmitter may be employed.

27.53(m)(4)

For mobile digital stations, the attenuation factor shall be not less than 40 + 10 log (P) dB on all frequencies between the channel edge and 5 megahertz from the channel edge, 43 + 10 log (P) dB on all frequencies between 5 megahertz and X megahertz from the channel edge, and 55 + 10 log (P) dB on all frequencies more than X megahertz from the channel edge, where X is the greater of 6 megahertz or the actual emission bandwidth as defined in paragraph (m)(6) of this section. In addition, the attenuation factor shall not be less that 43 + 10 log (P) dB on all frequencies between 2490.5 MHz and 2496 MHz and 55 + 10 log (P) dB at or below 2490.5 MHz. Mobile Satellite Service licensees operating on frequencies below 2495 MHz may also submit a documented interference complaint against BRS licensees operating on channel BRS Channel 1 on the same terms and conditions as adjacent channel BRS or EBS licensees.

27.53 (a)(4)

For mobile and portable stations operating in the 2305-2315 MHz and 2350-2360 MHz bands:

(i) By a factor of not less than: 43 + 10 log (P) dB on all frequencies between 2305 and 2320 MHz and on all frequencies between 2345 and 2360 MHz that are outside the licensed band(s) of operation, not less than 55 + 10 log (P) dB on all frequencies between 2320 and 2324 MHz and on all frequencies between 2341 and 2345 MHz, not less than 61 + 10 log (P) dB on all frequencies between 2324 and 2328 MHz and on all frequencies between 2337 and 2341 MHz, and not less than 67 + 10 log (P) dB on all frequencies between 2328 and 2337 MHz.

(ii) By a factor of not less than 43 + 10 log (P) dB on all frequencies between 2300 and 2305 MHz, 55 + 10 log (P) dB on all frequencies between 2296 and 2300 MHz, 61 + 10 log (P) dB on all frequencies between 2292 and 2296 MHz, 67 + 10 log (P) dB on all frequencies between 2288 and 2292 MHz, and 70 + 10 log (P) dB below 2288 MHz.

(iii) By a factor of not less than 43 + 10 log (P) dB on all frequencies between 2360 and 2365 MHz, and not less than 70 + 10 log (P) dB above 2365 MHz.

27.53 (l)(2)

For mobile operations in the 3700-3980 MHz band, the conducted power of any emission outside the licensee's authorized bandwidth shall not exceed −13 dBm/MHz. Compliance with this paragraph (l)(2) is based on the use of measurement instrumentation employing a resolution bandwidth of 1 megahertz or greater. However, in the 1 megahertz bands immediately outside and adjacent to the licensee's frequency block, the minimum resolution bandwidth for the measurement shall be either one percent of the emission bandwidth of the fundamental emission of the transmitter or 350 kHz. In the bands between 1 and 5 MHz removed from the licensee's frequency block, the minimum resolution bandwidth for the measurement shall be 500 kHz. The emission bandwidth is defined as the width of the signal between two points, one below the carrier center frequency and one above the carrier center frequency, outside of which all emissions are attenuated at least 26 dB below the transmitter power.

27.53 (n)(2)

For mobile operations in the 3450-3550 MHz band, the conducted power of any emission outside the licensee's authorized bandwidth shall not exceed −13 dBm/MHz. Compliance with this paragraph (n)(2) is based on the use of measurement instrumentation employing a resolution bandwidth of 1 megahertz or greater. However, in the 1 megahertz bands immediately outside and adjacent to the licensee's frequency block, a resolution bandwidth of at least one percent of the emission bandwidth of the fundamental emission of the transmitter may be employed, but limited to a maximum of 200 kHz. In the bands between 1 and 5 MHz removed from the licensee's frequency block, the minimum resolution bandwidth for the measurement shall be 500 kHz. The emission bandwidth is defined as the width of the signal between two points, one below the carrier center frequency and one above the carrier center frequency, outside of which all emissions are attenuated at least 26 dB below the transmitter power.

90.543(e)

(1) On all frequencies between 769-775 MHz and 799-805 MHz, by a factor not less than 76 + 10 log (P) dB in a 6.25 kHz band segment, for base and fixed stations.
(2) On all frequencies between 769-775 MHz and 799-805 MHz, by a factor not less than 65 + 10 log (P) dB in a 6.25 kHz band segment, for mobile and portable stations.
(3) On any frequency between 775-788 MHz, above 805 MHz, and below 758 MHz, by at least 43 + 10 log (P) dB.

3.5.2 Test Procedures

The testing follows FCC KDB 971168 D01 v03r01 Section 6.1.

1. The EUT was connected to spectrum analyzer and system simulator via a power divider.
2. The band edges of low and high channels for the highest RF powers were measured.
3. Set RBW >= 1% EBW in the 1MHz band immediately outside and adjacent to the band edge.
4. Beyond the 1 MHz band from the band edge, RBW=1MHz was used.
5. Set spectrum analyzer with RMS detector.
6. The RF fundamental frequency should be excluded against the limit line in the operating frequency band.
7. Checked that all the results comply with the emission limit line.

3.6 Emission Mask

3.6.1 Description of Emissions Mask Measurement

For 5G NR n14

Transmitters designed must meet the emission mask comply with the emission mask provisions of FCC Part 90.210(n).

For 5G NR n26

Equipment used in this licensed to EA or non-EA systems shall comply with the emission mask provisions of FCC Part 90.691

(a) Out-of-band emission requirement shall apply only to the "outer" channels included in an EA license and to spectrum adjacent to interior channels used by incumbent licensees. The emission limits are as follows:

(1) For any frequency removed from the EA licensee's frequency block by up to and including 37.5 kHz, the power of any emission shall be attenuated below the transmitter power (P) in watts by at least 116 Log10(f/6.1) decibels or 50 + 10 Log10(P) decibels or 80 decibels, whichever is the lesser attenuation, where f is the frequency removed from the center of the outer channel in the block in kilohertz and where f is greater than 12.5 kHz.

(2) For any frequency removed from the EA licensee's frequency block greater than 37.5 kHz, the power of any emission shall be attenuated below the transmitter power (P) in watts by at least 43 + 10Log10(P) decibels or 80 decibels, whichever is the lesser attenuation, where f is the frequency removed from the center of the outer channel in the block in kilohertz and where f is greater than 37.5 kHz.

3.6.2 Test Procedures

For 5G NR n14

The testing follows FCC KDB 971168 D01 v03r01 Section 6.0.

1. The EUT was connected to spectrum analyzer and system simulator via a power divider.
2. The power of the modulated signal was measured on a spectrum analyzer using an RMS and 10 second sweep time in order to maximize the level.
3. The RF fundamental frequency should be excluded against the limit line in the operating frequency band.

For 5G NR n26

1. The EUT was connected to spectrum analyzer and base station via power divider.
2. The emissions mask of low and high channels for the highest RF powers were measured.
3. Set RBW and VBW 3 times of RBW to make the measurement with the spectrum analyzer's, and according to KDB 971168 D02 Misc Rev Approve License Devices v02r01 standards, set RBW = 300 Hz to make offsets less than 37.5 kHz from a channel edge , RBW = 100 kHz to make offsets greater than 37.5 kHz, that is allowed.
4. The test results were shown below plots with a correction offset factor including cable loss, insertion loss of power divider.

3.7 Conducted Spurious Emission

3.7.1 Description of Conducted Spurious Emission Measurement

The power of any emission outside of the authorized operating frequency ranges must be lower than the transmitter power (P) by a factor of at least 43 + 10 log (P) dB.

For 5G NR n30

The power of any emission outside of the authorized operating frequency ranges must be lower than the transmitter power (P) by a factor of at least 70 + 10 log (P) dB.

For 5G NR n7, n38, n41

The power of any emission outside of the authorized operating frequency ranges must be lower than the transmitter power (P) by a factor of at least 55 + 10 log (P) dB.

It is measured by means of a calibrated spectrum analyzer and scanned from 30 MHz up to a frequency including its 10th harmonic.

3.7.2 Test Procedures

The testing follows FCC KDB 971168 D01 v03r01 Section 6.1.

1. The EUT was connected to spectrum analyzer and system simulator via a power divider.
2. The RF output of EUT was connected to the spectrum analyzer by RF cable and attenuator. The path loss was compensated to the results for each measurement.
3. The conducted spurious emission for the whole frequency range was taken.
4. Make the measurement with the spectrum analyzer's RBW = 100 kHz if the authorized frequency band/block is at or below 1 GHz and 1 MHz if the authorized frequency band/block is above 1 GH, VBW = 3 * RBW.
5. Set spectrum analyzer with RMS detector.
6. Taking the record of maximum spurious emission.
7. The RF fundamental frequency should be excluded against the limit line in the operating frequency band.
8. The limit line is derived from 43 + 10log(P)dB below the transmitter power P(Watts)

3.8 Frequency Stability

3.8.1 Description of Frequency Stability Measurement

22.355

The frequency stability shall be measured by variation of ambient temperature and variation of primary supply voltage to ensure that the fundamental emission stays within the authorized frequency block. The frequency stability of the transmitter shall be maintained within ±0.00025% (±2.5ppm) of the center frequency.

24.235 & 27.54

The frequency stability shall be sufficient to ensure that the fundamental emission stays within the authorized frequency block.

3.8.2 Test Procedures for Temperature Variation

The testing follows FCC KDB 971168 D01 v03r01 Section 9.0.

1. The EUT was set up in the thermal chamber and connected with the system simulator.
2. With power OFF, the temperature was decreased to -30°C and the EUT was stabilized before testing. Power was applied and the maximum change in frequency was recorded within one minute.
3. With power OFF, the temperature was raised in 10°C step up to 50°C. The EUT was stabilized at each step for at least half an hour. Power was applied and the maximum frequency change was recorded within one minute.

3.8.3 Test Procedures for Voltage Variation

The testing follows FCC KDB 971168 D01 v03r01 Section 9.0.

1. The EUT was placed in a temperature chamber at 20±5° C and connected with the system simulator.
2. The power supply voltage to the EUT was varied from 85% to 115% of the nominal value measured at the input to the EUT.
3. The variation in frequency was measured for the worst case.

4 Radiated Test Items

4.1 Measuring Instruments

See list of measuring instruments of this test report.

4.1.1 Test Setup

For radiated test below 30MHz

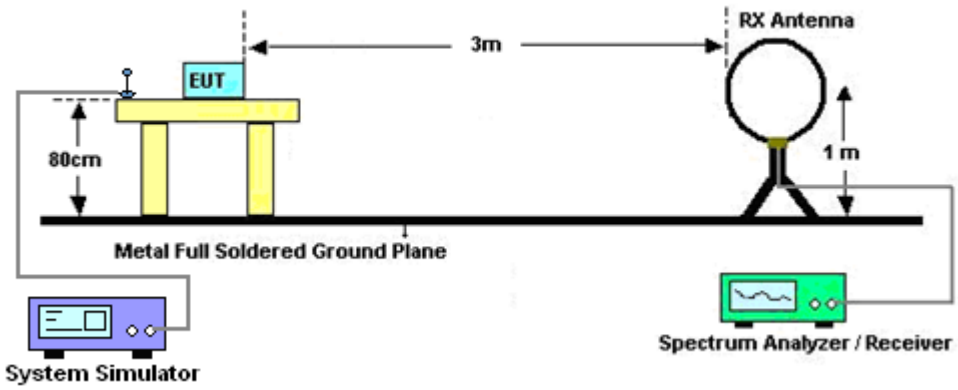

For radiated test from 30MHz to 1GHz

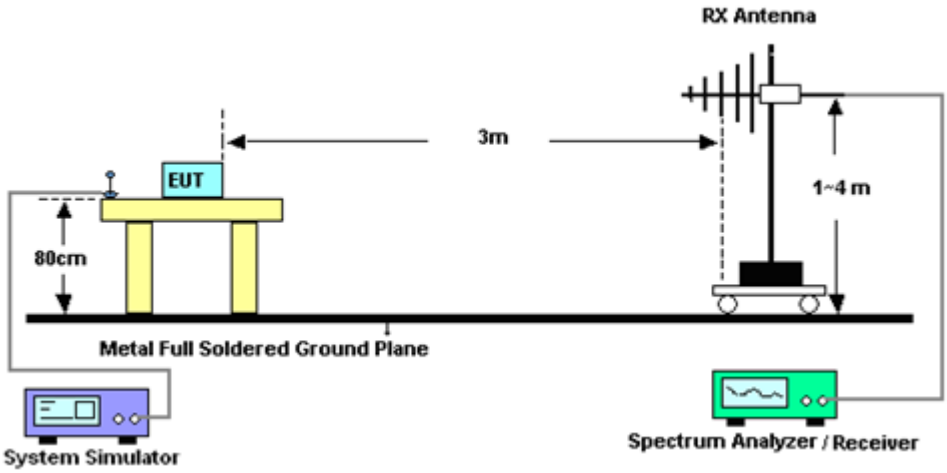

For radiated test from 1GHz to 18GHz

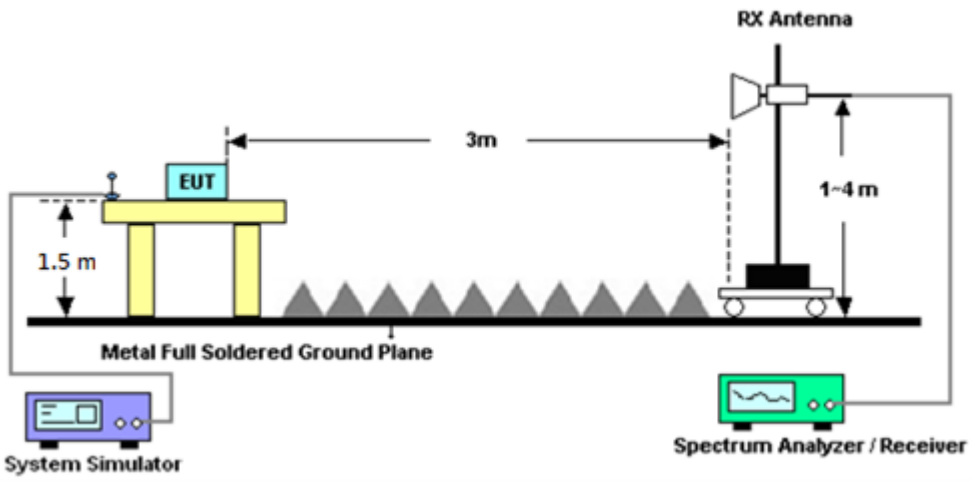

For radiated test above 18GHz

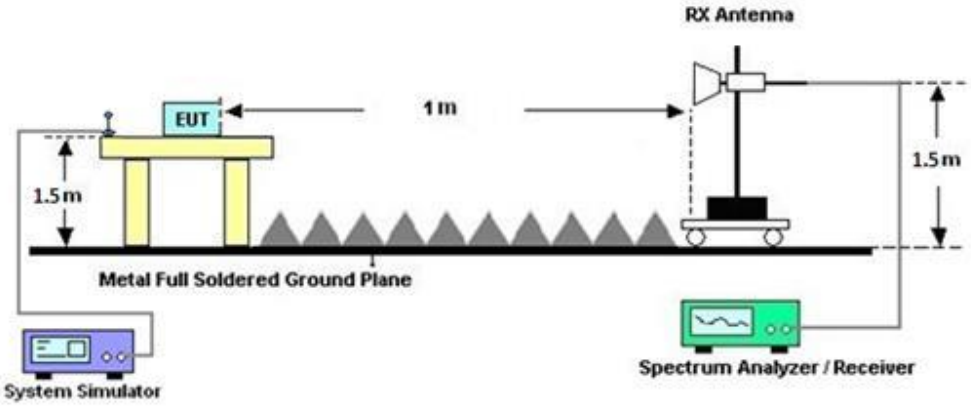

4.1.2 Test Result of Radiated Test

Please refer to Appendix B.

Note:

The low frequency, which started from 9 kHz to 30MHz, was pre-scanned and the result which was 20dB lower than the limit line was not reported.

There is adequate comparison measurement of both open-field test site and alternative test site - semi-Anechoic chamber according to 414788 D01 Radiated Test Site v01r01, and the result came out very similar.

4.2 Radiated Spurious Emission Measurement

4.2.1 Description of Radiated Spurious Emission Measurement

The radiated spurious emission was measured by substitution method according to ANSI C63.26-2015.

The power of any emission outside of the authorized operating frequency ranges must be attenuated below the transmitter power (P) by a factor of at least 43 + 10 log (P) dB

For 5G NR n7, n38, n41

The power of any emission outside of the authorized operating frequency ranges must be attenuated below the transmitter power (P) by a factor of at least 55 + 10 log (P) dB.

For 5G NR n13

For operations in the 746-758 MHz, 775-788 MHz, and 805-806 MHz bands, emissions in the band 1559-1610 MHz shall be limited to −70 dBW/MHz equivalent isotropically radiated power (EIRP) for wideband signals, and −80 dBW EIRP for discrete emissions of less than 700 Hz bandwidth.

For 5G NR n30

The power of any emission outside of the authorized operating frequency ranges must be attenuated below the transmitter power (P) by a factor of at least 70 + 10 log (P) dB.

For 5G NR n14

For operations in the 758-775 MHz and 788-805 MHz bands, all emissions including harmonics in the band 1559–1610 MHz shall be limited to -70 dBW/MHz equivalent isotropically radiated power (EIRP) for wideband signals, and -80 dBW EIRP for discrete emissions of less than 700 Hz bandwidth. For the purpose of equipment authorization, a transmitter shall be tested with an antenna that is representative of the type that will be used with the equipment in normal operation.

The spectrum is scanned from 30 MHz up to a frequency including its 10th harmonic.

4.2.2 Test Procedures

The testing follows FCC KDB 971168 D01 v03r01 Section 7 and ANSI C63.26-2015 section 5.5.4 Radiated measurement using the field strength method.

1. The EUT was placed on a turntable with 0.8 meter for frequency below 1GHz and 1.5 meter for frequency above 1GHz respectively above ground.
2. The EUT was set 3 meters from the receiving antenna, which was mounted on the antenna tower.
3. The table was rotated 360 degrees to determine the position of the highest spurious emission.
4. The height of the receiving antenna is varied between one meter and four meters to search the maximum spurious emission for both horizontal and vertical polarizations.
5. Make the measurement with the spectrum analyzer's RBW = 1MHz, VBW = 3MHz, taking the record of maximum spurious emission.
6. To convert spectrum reading E(dBuV/m) to EIRP(dBm)

   EIRP(dBm) = Level (dBuV/m) + 20log(d) -104.77,

   where d is the distance at which filed strength limit is specified in the rules
7. Field Strength Level (dBm) = Spectrum Reading (dBm) + Antenna Factor + Cable Loss + Read Level - Preamp Factor.
8. ERP (dBm) = EIRP (dBm) - 2.15
9. The RF fundamental frequency should be excluded against the limit line in the operating frequency band.

5 List of Measuring Equipment

Instrument	Brand Name	Model No.	Serial No.	Characteristics	Calibration Date	Test Date	Due Date	Remark
Loop Antenna	Rohde & Schwarz	HFH2-Z2	100488	9 kHz~30 MHz	Aug. 29, 2024	Apr. 11, 2025~ Apr. 30, 2025	Aug. 28, 2025	Radiation (03CH23-HY)
Bilog Antenna	TESEQ & WOKEN	CBL 6111D & 00802N1D-06	62028 & 003	30MHz~1GHz	Nov. 27, 2024	Apr. 11, 2025~ Apr. 30, 2025	Nov. 26, 2025	Radiation (03CH23-HY)
Amplifier	SONOMA	310N	421582	9kHz~1GHz	Jul. 14, 2024	Apr. 11, 2025~ Apr. 30, 2025	Jul. 13, 2025	Radiation (03CH23-HY)
Amplifier	EMEC	EM01G18GA	060878	N/A	Sep. 27, 2024	Apr. 11, 2025~ Apr. 30, 2025	Sep. 26, 2025	Radiation (03CH23-HY)
Double Ridged Guide Horn Antenna	RFSPIN	DRH18-E	LE2C05A18EN	1GHz~18GHz	Jun. 20, 2024	Apr. 11, 2025~ Apr. 30, 2025	Jun. 19, 2025	Radiation (03CH23-HY)
HF-EHF Horn Antenna	SCHWARZBECK	BBHA 9170	1224	18GHz-40GHz	Jun. 24, 2024	Apr. 11, 2025~ Apr. 30, 2025	Jun. 23, 2025	Radiation (03CH23-HY)
Preamplifier	EMEC	EM18G40G	060872	18GHz~40GHz	Nov. 29, 2024	Apr. 11, 2025~ Apr. 30, 2025	Nov. 28, 2025	Radiation (03CH23-HY)
Signal Analyzer	Keysight	N9010B	MY62170337	N/A	Aug. 21, 2024	Apr. 11, 2025~ Apr. 30, 2025	Aug. 20, 2025	Radiation (03CH23-HY)
Hygrometer	TECPEL	DTM-303B	TP211542	N/A	Oct. 24, 2024	Apr. 11, 2025~ Apr. 30, 2025	Oct. 23, 2025	Radiation (03CH23-HY)
Controller	EMEC	EM1000	N/A	Control Turn table & Ant Mast	N/A	Apr. 11, 2025~ Apr. 30, 2025	N/A	Radiation (03CH23-HY)
Antenna Mast	ChainTek	MBS-520-1	N/A	1m~4m	N/A	Apr. 11, 2025~ Apr. 30, 2025	N/A	Radiation (03CH23-HY)
Turn Table	ChainTek	T-200-S-1	N/A	0~360 Degree	N/A	Apr. 11, 2025~ Apr. 30, 2025	N/A	Radiation (03CH23-HY)
Software	Audix	E3 6.09824_2019122	RK-002348	N/A	N/A	Apr. 11, 2025~ Apr. 30, 2025	N/A	Radiation (03CH23-HY)
RF Cable	HUBER + SUHNER	SUCOFLEX 102	803951/2	9kHz~30MHz	Mar. 06, 2024	Apr. 11, 2025~ Mar. 04, 2025	Mar. 05, 2025	Radiation (03CH23-HY)
RF Cable	HUBER + SUHNER	SUCOFLEX 102	803951/2	9kHz~30MHz	Mar. 05, 2025	Mar. 05, 2025~ Apr. 30, 2025	Mar. 04, 2026	Radiation (03CH23-HY)
RF Cable	HUBER + SUHNER	SUCOFLEX 102	804395/2	N/A	Nov. 26, 2024	Apr. 11, 2025~ Apr. 30, 2025	Nov. 25, 2025	Radiation (03CH23-HY)
RF Cable	EMC	EMC101Y	231115/231119/231122	N/A	Nov. 26, 2024	Apr. 11, 2025~ Apr. 30, 2025	Nov. 25, 2025	Radiation (03CH23-HY)
DC Power Supply	GW Instek	GPE2323	GET910896	0V~64V ;0A~6A	Nov. 26, 2024	Apr. 09, 2025~ May 07, 2025	Nov. 25, 2025	Conducted (TH03-HY)
Signal Analyzer	Rohde & Schwarz	FSV3044	101544	10Hz~44GHz	Jul. 17, 2024	Apr. 09, 2025~ May 07, 2025	Jul. 16, 2025	Conducted (TH03-HY)
Temperature Chamber	ESPEC	SU-641	92013721	-30℃ ~70℃	Oct. 08, 2024	Apr. 09, 2025~ May 07, 2025	Oct. 07, 2025	Conducted (TH03-HY)
Hygrometer	TECPEL	DTM-303B	TP200886	NA	Mar. 03, 2025	Apr. 09, 2025~ May 07, 2025	Mar. 02, 2026	Conducted (TH03-HY)
Base Station (Measure)	Anritsu	MT8000A	6261940327	FR1	Nov. 28, 2024	Apr. 09, 2025~ May 07, 2025	Nov. 27, 2025	Conducted (TH03-HY)
Coupler	MVE	MVE-4816-10	A400024	N/A	Jun. 27, 2024	Apr. 09, 2025~ May 07, 2025	Jun. 26, 2025	Conducted (TH03-HY)
RF Cable	MVE	MCBL-LL403P.50	E80002C	9KHz~40GHz	Aug. 23, 2024	Apr. 09, 2025~ May 07, 2025	Aug. 22, 2025	Conducted (TH03-HY)
Software 1	Sporton	FCC 5GNR_FSV3044_20231106	N/A	Conducted Test Item	N/A	Apr. 09, 2025~ May 07, 2025	N/A	Conducted (TH03-HY)

6 Measurement Uncertainty

Uncertainty of Radiated Emission Measurement (30 MHz ~ 1000 MHz)

Measuring Uncertainty for a Level of Confidence of 95% (U = 2Uc(y))	6.6 dB

Uncertainty of Radiated Emission Measurement (1 GHz ~ 6 GHz)

Measuring Uncertainty for a Level of Confidence of 95% (U = 2Uc(y))	5.4 dB

Uncertainty of Radiated Emission Measurement (6 GHz ~ 18 GHz)

Measuring Uncertainty for a Level of Confidence of 95% (U = 2Uc(y))	4.8 dB

Uncertainty of Radiated Emission Measurement (18 GHz ~ 40 GHz)

Measuring Uncertainty for a Level of Confidence of 95% (U = 2Uc(y))	5.7 dB

Appendix A. Test Results of Conducted Test

<SCS 15K>

Conducted Output Power(Average power) and ERP/EIRP

NR RedCap n2 Maximum Average Power [dBm] (GT - LC = 8.5 dB)								
BW [MHz]	RB Size	RB Offset	Mod	Lowest	Middle	Highest	EIRP (dBm)	EIRP(W)
5	1	1	PI/2 BPSK	23.79	24.38	24.10	32.93	1.9634
5	1	23		23.75	24.31	24.10		
5	12	6		24.36	24.43	24.20		
5	1	0		23.28	23.88	23.60		
5	1	24		23.27	23.85	23.63		
5	25	0		23.88	23.98	23.71		
5	1	1	QPSK	24.15	24.38	24.08		
5	1	23		24.21	24.27	24.06		
5	12	6		24.40	24.42	24.28		
5	1	0		22.79	23.42	23.10		
5	1	24		22.82	23.34	23.14		
5	25	0		23.40	23.52	23.26		
5	1	1	16-QAM	23.43	23.53	23.26	32.03	1.5959
5	1	1	64-QAM	22.04	21.98	21.81		
5	1	1	256-QAM	19.66	19.86	19.56		
Limit	EIRP < 2W			Result			Pass	

NR RedCap n2 Maximum Average Power [dBm] (GT - LC = 8.5 dB)								
BW [MHz]	RB Size	RB Offset	Mod	Lowest	Middle	Highest	EIRP (dBm)	EIRP(W)
10	1	1	PI/2 BPSK	24.35	24.46	24.12	32.96	1.9770
10	1	50		24.42	24.26	24.16		
10	25	12		24.42	24.41	24.20		
10	1	0		23.86	23.98	23.66		
10	1	51		23.98	23.79	23.68		
10	50	0		23.93	23.94	23.72		
10	1	1	QPSK	24.20	24.41	24.10		
10	1	50		24.41	24.20	24.06		
10	25	12		24.44	24.42	24.22		
10	1	0		23.37	23.49	23.16		
10	1	51		23.46	23.26	23.14		
10	50	0		23.46	23.47	23.21		
10	1	1	16-QAM	23.53	23.58	23.30	32.08	1.6144
10	1	1	64-QAM	22.01	22.14	21.84		
10	1	1	256-QAM	19.74	19.89	19.48		
Limit	EIRP < 2W			Result			Pass	

NR RedCap n2 Maximum Average Power [dBm] (GT - LC = 8.5 dB)								
BW [MHz]	RB Size	RB Offset	Mod	Lowest	Middle	Highest	EIRP (dBm)	EIRP(W)
15	1	1	PI/2 BPSK	24.32	24.45	24.07	32.96	1.9770
15	1	77		24.44	24.21	24.09		
15	36	18		24.42	24.43	24.11		
15	1	0		23.82	24.01	23.63		
15	1	78		24.05	23.73	23.58		
15	75	0		23.93	23.95	23.60		
15	1	1	QPSK	24.32	24.44	24.01		
15	1	77		24.42	24.15	23.98		
15	36	18		24.40	24.46	24.10		
15	1	0		23.26	23.51	23.05		
15	1	78		23.50	23.22	23.05		
15	75	0		23.41	23.47	23.08		
15	1	1	16-QAM	23.51	23.60	23.20	32.1	1.6218
15	1	1	64-QAM	22.04	22.14	21.74		
15	1	1	256-QAM	19.74	19.90	19.43		
Limit	EIRP < 2W			Result			Pass	

NR RedCap n2 Maximum Average Power [dBm] (GT - LC = 8.5 dB)								
BW [MHz]	RB Size	RB Offset	Mod	Lowest	Middle	Highest	EIRP (dBm)	EIRP(W)
20	1	1	PI/2 BPSK	24.26	24.42	24.15	32.93	1.9634
20	1	104		24.43	24.18	24.08		
20	50	25		24.42	24.41	24.14		
20	1	0		23.78	24.00	23.67		
20	1	105		24.05	23.63	23.61		
20	100	0		23.98	23.95	23.67		
20	1	1	QPSK	24.17	24.41	24.10		
20	1	104		24.41	24.11	24.06		
20	50	25		24.42	24.43	24.14		
20	1	0		23.23	23.49	23.16		
20	1	105		23.53	23.14	23.04		
20	100	0		23.45	23.47	23.17		
20	1	1	16-QAM	23.41	23.58	23.28	32.08	1.6144
20	1	1	64-QAM	21.81	22.15	21.87		
20	1	1	256-QAM	19.69	19.90	19.54		
Limit	EIRP < 2W			Result			Pass	

NR RedCap n5 Maximum Average Power [dBm] (GT - LC = 9.9 dB)								
BW [MHz]	RB Size	RB Offset	Mod	Lowest	Middle	Highest	ERP (dBm)	ERP(W)
5	1	1	PI/2 BPSK	24.40	24.34	24.46	32.21	1.6634
5	1	23		24.32	24.36	24.42		
5	12	6		24.45	24.44	24.41		
5	1	0		23.94	23.88	23.97		
5	1	24		23.83	23.86	24.08		
5	25	0		23.96	23.92	24.12		
5	1	1	QPSK	24.41	24.41	24.41		
5	1	23		24.30	24.44	24.41		
5	12	6		24.42	24.44	24.38		
5	1	0		23.40	23.36	23.51		
5	1	24		23.29	23.30	23.65		
5	25	0		23.53	23.41	23.69		
5	1	1	16-QAM	23.51	23.24	23.57	31.32	1.3552
5	1	1	64-QAM	22.16	21.93	22.14		
5	1	1	256-QAM	19.94	19.76	19.95		
Limit	ERP < 7W			Result			Pass	

NR RedCap n5 Maximum Average Power [dBm] (GT - LC = 9.9 dB)								
BW [MHz]	RB Size	RB Offset	Mod	Lowest	Middle	Highest	ERP (dBm)	ERP(W)
10	1	1	PI/2 BPSK	24.38	24.38	24.34	32.2	1.6596
10	1	50		24.41	24.40	24.42		
10	25	12		24.43	24.43	24.41		
10	1	0		23.89	23.86	23.81		
10	1	51		23.85	23.94	24.00		
10	50	0		23.92	23.93	23.98		
10	1	1	QPSK	24.35	24.39	24.23		
10	1	50		24.32	24.29	24.45		
10	25	12		24.42	24.40	24.43		
10	1	0		23.42	23.36	23.15		
10	1	51		23.27	23.26	23.57		
10	50	0		23.42	23.39	23.47		
10	1	1	16-QAM	23.60	23.37	23.47	31.35	1.3646
10	1	1	64-QAM	22.13	21.92	21.99		
10	1	1	256-QAM	19.95	19.81	19.78		
Limit	ERP < 7W			Result			Pass	

NR RedCap n5 Maximum Average Power [dBm] (GT - LC = 9.9 dB)								
BW [MHz]	RB Size	RB Offset	Mod	Lowest	Middle	Highest	ERP (dBm)	ERP(W)
15	1	1	PI/2 BPSK	24.38	24.33	24.33	32.19	1.6558
15	1	77		24.27	24.40	24.42		
15	36	18		24.34	24.40	24.44		
15	1	0		23.87	23.84	23.81		
15	1	78		23.82	23.89	24.02		
15	75	0		23.92	23.92	23.89		
15	1	1	QPSK	24.32	24.28	24.32		
15	1	77		24.23	24.36	24.41		
15	36	18		24.35	24.42	24.41		
15	1	0		23.36	23.32	23.27		
15	1	78		23.19	23.37	23.59		
15	75	0		23.37	23.38	23.38		
15	1	1	16-QAM	23.53	23.44	23.25	31.28	1.3428
15	1	1	64-QAM	22.07	21.98	21.84		
15	1	1	256-QAM	19.93	19.87	19.75		
Limit	ERP < 7W			Result			Pass	

NR RedCap n5 Maximum Average Power [dBm] (GT - LC = 9.9 dB)								
BW [MHz]	RB Size	RB Offset	Mod	Lowest	Middle	Highest	ERP (dBm)	ERP(W)
20	1	1	PI/2 BPSK	24.30	24.37	24.29	32.19	1.6558
20	1	104		24.30	24.44	24.43		
20	50	25		24.30	24.43	24.40		
20	1	0		23.84	23.85	23.77		
20	1	105		23.80	23.98	24.01		
20	100	0		23.94	23.92	23.86		
20	1	1	QPSK	24.26	24.27	24.24		
20	1	104		24.37	24.41	24.42		
20	50	25		24.31	24.43	24.43		
20	1	0		23.29	23.30	23.27		
20	1	105		23.25	23.54	23.59		
20	100	0		23.36	23.41	23.36		
20	1	1	16-QAM	23.48	23.51	23.40	31.26	1.3366
20	1	1	64-QAM	22.01	22.07	21.93		
20	1	1	256-QAM	19.84	19.91	19.81		
Limit	ERP < 7W			Result			Pass	

NR RedCap n7 Maximum Average Power [dBm] (GT - LC = 8.5 dB)								
BW [MHz]	RB Size	RB Offset	Mod	Lowest	Middle	Highest	EIRP (dBm)	EIRP(W)
5	1	1	PI/2 BPSK	23.63	23.67	23.87	32.56	1.8030
5	1	23		23.67	23.67	23.81		
5	12	6		23.74	23.77	24.01		
5	1	0		23.10	23.22	23.38		
5	1	24		23.19	23.23	23.30		
5	25	0		23.26	23.28	23.51		
5	1	1	QPSK	23.55	23.64	23.79		
5	1	23		23.64	23.55	23.76		
5	12	6		23.85	23.85	24.06		
5	1	0		22.63	22.68	22.90		
5	1	24		22.70	22.62	22.82		
5	25	0		22.83	22.85	22.97		
5	1	1	16-QAM	22.91	22.79	23.13	31.63	1.4555
5	1	1	64-QAM	21.49	21.51	21.59		
5	1	1	256-QAM	19.19	19.25	19.44		
Limit	EIRP < 2W			Result			Pass	

NR RedCap n7 Maximum Average Power [dBm] (GT - LC = 8.5 dB)								
BW [MHz]	RB Size	RB Offset	Mod	Lowest	Middle	Highest	EIRP (dBm)	EIRP(W)
10	1	1	PI/2 BPSK	23.59	23.72	23.85	32.52	1.7865
10	1	50		23.70	23.69	23.89		
10	25	12		23.80	23.78	23.98		
10	1	0		23.12	23.26	23.42		
10	1	51		23.19	23.18	23.36		
10	50	0		23.69	23.76	23.99		
10	1	1	QPSK	23.50	23.63	23.82		
10	1	50		23.60	23.56	23.72		
10	25	12		23.80	23.78	24.02		
10	1	0		22.55	22.67	22.93		
10	1	51		22.74	22.59	22.83		
10	50	0		23.24	23.31	23.52		
10	1	1	16-QAM	22.86	23.00	23.13	31.63	1.4555
10	1	1	64-QAM	21.40	21.52	21.69		
10	1	1	256-QAM	19.16	19.31	19.35		
Limit	EIRP < 2W			Result			Pass	

NR RedCap n7 Maximum Average Power [dBm] (GT - LC = 8.5 dB)								
BW [MHz]	RB Size	RB Offset	Mod	Lowest	Middle	Highest	EIRP (dBm)	EIRP(W)
15	1	1	PI/2 BPSK	23.54	23.70	23.81	33	1.9953
15	1	77		23.76	23.58	23.88		
15	36	18		24.21	24.24	24.46		
15	1	0		23.58	23.20	23.31		
15	1	78		23.73	23.09	23.41		
15	75	0		23.71	23.74	24.00		
15	1	1	QPSK	23.47	23.62	23.75		
15	1	77		23.66	23.53	23.80		
15	36	18		24.24	24.23	24.50		
15	1	0		22.53	22.67	22.78		
15	1	78		22.73	22.63	22.89		
15	75	0		23.27	23.26	23.42		
15	1	1	16-QAM	22.87	22.92	23.05	31.55	1.4289
15	1	1	64-QAM	21.37	21.53	21.50		
15	1	1	256-QAM	19.12	19.12	19.30		
Limit	EIRP < 2W			Result			Pass	

NR RedCap n7 Maximum Average Power [dBm] (GT - LC = 8.5 dB)								
BW [MHz]	RB Size	RB Offset	Mod	Lowest	Middle	Highest	EIRP (dBm)	EIRP(W)
20	1	1	PI/2 BPSK	23.57	23.70	23.75	32.99	1.9907
20	1	104		23.73	23.65	23.87		
20	50	25		24.29	24.24	24.47		
20	1	0		23.58	23.25	23.22		
20	1	105		23.80	23.12	23.37		
20	100	0		23.73	23.77	23.94		
20	1	1	QPSK	23.49	23.62	23.69		
20	1	104		23.71	23.51	23.77		
20	50	25		24.28	24.26	24.49		
20	1	0		22.56	22.74	22.72		
20	1	105		22.69	22.56	22.78		
20	100	0		23.32	23.29	23.46		
20	1	1	16-QAM	22.81	22.92	22.98	31.48	1.4060
20	1	1	64-QAM	21.34	21.56	21.52		
20	1	1	256-QAM	19.14	19.21	19.23		
Limit	EIRP < 2W			Result			Pass	

NR RedCap n12 Maximum Average Power [dBm] (GT - LC = 9.1 dB)								
BW [MHz]	RB Size	RB Offset	Mod	Lowest	Middle	Highest	ERP (dBm)	ERP(W)
5	1	1	PI/2 BPSK	24.34	24.32	23.57	31.44	1.3932
5	1	23		24.36	24.18	23.55		
5	12	6		24.44	24.38	24.14		
5	1	0		23.79	23.85	23.56		
5	1	24		23.82	23.70	23.52		
5	25	0		23.93	23.87	23.63		
5	1	1	QPSK	24.31	24.26	23.66		
5	1	23		24.28	24.19	23.55		
5	12	6		24.49	24.46	24.22		
5	1	0		23.38	23.33	22.62		
5	1	24		23.31	23.22	22.58		
5	25	0		23.51	23.47	23.20		
5	1	1	16-QAM	23.49	23.03	22.67	30.44	1.1066
5	1	1	64-QAM	21.99	22.11	21.30		
5	1	1	256-QAM	19.81	19.85	19.06		
Limit	ERP < 3W			Result			Pass	

NR RedCap n12 Maximum Average Power [dBm] (GT - LC = 9.1 dB)								
BW [MHz]	RB Size	RB Offset	Mod	Lowest	Middle	Highest	ERP (dBm)	ERP(W)
10	1	1	PI/2 BPSK	24.33	23.94	23.80	31.39	1.3772
10	1	50		24.20	23.64	23.54		
10	25	12		24.43	24.38	24.27		
10	1	0		23.87	23.96	23.80		
10	1	51		23.68	23.15	23.61		
10	50	0		23.88	23.89	23.74		
10	1	1	QPSK	23.82	23.87	23.73		
10	1	50		23.75	23.65	23.52		
10	25	12		24.44	24.38	24.25		
10	1	0		23.32	22.93	22.79		
10	1	51		23.18	22.68	22.61		
10	50	0		23.41	23.40	23.22		
10	1	1	16-QAM	23.01	23.20	22.99	30.15	1.0351
10	1	1	64-QAM	21.52	21.68	21.54		
10	1	1	256-QAM	19.43	19.50	19.29		
Limit	ERP < 3W			Result			Pass	

NR RedCap n12 Maximum Average Power [dBm] (GT - LC = 9.1 dB)								
BW [MHz]	RB Size	RB Offset	Mod	Lowest	Middle	Highest	ERP (dBm)	ERP(W)
15	1	1	PI/2 BPSK	24.44	23.93	24.38	31.39	1.3772
15	1	77		24.12	24.08	24.05		
15	36	18		24.41	24.36	24.31		
15	1	0		23.91	23.94	23.89		
15	1	78		23.58	23.58	23.59		
15	75	0		23.89	23.88	23.83		
15	1	1	QPSK	23.86	24.33	24.30		
15	1	77		23.61	24.03	24.03		
15	36	18		24.43	24.38	24.31		
15	1	0		22.91	23.36	23.36		
15	1	78		22.61	23.09	23.05		
15	75	0		23.39	23.38	23.32		
15	1	1	16-QAM	23.05	23.59	23.59	30.54	1.1324
15	1	1	64-QAM	21.64	22.14	22.08		
15	1	1	256-QAM	19.46	19.87	19.90		
Limit	ERP < 3W			Result			Pass	

NR RedCap n13 Maximum Average Power [dBm] (GT - LC = 9.6 dB)								
BW [MHz]	RB Size	RB Offset	Mod	Lowest	Middle	Highest	ERP (dBm)	ERP(W)
5	1	1	PI/2 BPSK	24.31	24.22	24.26	31.88	1.5417
5	1	23		24.25	24.29	24.28		
5	12	6		24.35	24.32	24.33		
5	1	0		23.80	23.69	23.71		
5	1	24		23.72	23.74	23.77		
5	25	0		23.82	23.84	23.79		
5	1	1	QPSK	24.16	24.18	24.33		
5	1	23		24.28	24.31	24.27		
5	12	6		24.42	24.43	24.42		
5	1	0		23.24	23.18	23.18		
5	1	24		23.22	23.23	23.24		
5	25	0		23.38	23.33	23.32		
5	1	1	16-QAM	23.56	23.42	23.25	31.01	1.2618
5	1	1	64-QAM	22.07	21.97	21.83		
5	1	1	256-QAM	19.88	19.77	19.67		
Limit	ERP < 3W			Result			Pass	

NR RedCap n13 Maximum Average Power [dBm] (GT - LC = 9.6 dB)								
BW [MHz]	RB Size	RB Offset	Mod	Lowest	Middle	Highest	ERP (dBm)	ERP(W)
10	1	1	PI/2 BPSK	-	24.25	-	31.79	1.5101
10	1	50		-	24.32	-		
10	25	12		-	24.33	-		
10	1	0		-	23.84	-		
10	1	51		-	23.86	-		
10	50	0		-	23.84	-		
10	1	1	QPSK	-	24.11	-		
10	1	50		-	24.31	-		
10	25	12		-	24.34	-		
10	1	0		-	23.22	-		
10	1	51		-	23.27	-		
10	50	0		-	23.31	-		
10	1	1	16-QAM	-	23.54	-	30.99	1.2560
10	1	1	64-QAM	-	22.02	-		
10	1	1	256-QAM	-	19.84	-		
Limit	ERP < 3W			Result			Pass	

NR RedCap n14 Maximum Average Power [dBm] (GT - LC = 9.7 dB)								
BW [MHz]	RB Size	RB Offset	Mod	Lowest	Middle	Highest	ERP (dBm)	ERP(W)
5	1	1	PI/2 BPSK	24.29	24.36	24.48	32.03	1.5959
5	1	23		24.41	24.46	24.43		
5	12	6		24.38	24.43	24.44		
5	1	0		23.76	23.86	24.08		
5	1	24		23.99	24.01	24.15		
5	25	0		23.98	24.06	24.19		
5	1	1	QPSK	24.29	24.39	24.43		
5	1	23		24.38	24.44	24.45		
5	12	6		24.42	24.42	24.45		
5	1	0		23.25	23.38	23.56		
5	1	24		23.48	23.53	23.66		
5	25	0		23.52	23.59	23.76		
5	1	1	16-QAM	23.42	23.55	23.71	31.26	1.3366
5	1	1	64-QAM	21.94	22.02	22.30		
5	1	1	256-QAM	19.73	19.90	20.11		
Limit	ERP < 3W			Result			Pass	

NR RedCap n14 Maximum Average Power [dBm] (GT - LC = 9.7 dB)								
BW [MHz]	RB Size	RB Offset	Mod	Lowest	Middle	Highest	ERP (dBm)	ERP(W)
10	1	1	PI/2 BPSK	-	24.31	-	31.98	1.5776
10	1	50		-	24.43	-		
10	25	12		-	24.41	-		
10	1	0		-	23.76	-		
10	1	51		-	24.09	-		
10	50	0		-	24.07	-		
10	1	1	QPSK	-	24.23	-		
10	1	50		-	24.42	-		
10	25	12		-	24.42	-		
10	1	0		-	23.21	-		
10	1	51		-	23.59	-		
10	50	0		-	23.55	-		
10	1	1	16-QAM	-	23.38	-	30.93	1.2388
10	1	1	64-QAM	-	21.94	-		
10	1	1	256-QAM	-	19.72	-		
Limit	ERP < 3W			Result			Pass	

NR RedCap n25 Maximum Average Power [dBm] (GT - LC = 8.5 dB)								
BW [MHz]	RB Size	RB Offset	Mod	Lowest	Middle	Highest	EIRP (dBm)	EIRP(W)
5	1	1	PI/2 BPSK	24.13	24.31	24.02	32.96	1.9770
5	1	23		24.15	24.23	24.10		
5	12	6		24.29	24.39	24.19		
5	1	0		23.62	23.82	23.53		
5	1	24		23.68	23.75	23.60		
5	25	0		23.81	23.89	23.72		
5	1	1	QPSK	24.06	24.29	24.00		
5	1	23		24.18	24.24	24.00		
5	12	6		24.36	24.46	24.27		
5	1	0		23.14	23.35	23.14		
5	1	24		23.25	23.20	23.11		
5	25	0		23.33	23.44	23.22		
5	1	1	16-QAM	23.36	23.35	23.22	31.86	1.5346
5	1	1	64-QAM	21.90	21.95	21.75		
5	1	1	256-QAM	19.61	19.73	19.50		
Limit	EIRP < 2W			Result			Pass	

NR RedCap n25 Maximum Average Power [dBm] (GT - LC = 8.5 dB)								
BW [MHz]	RB Size	RB Offset	Mod	Lowest	Middle	Highest	EIRP (dBm)	EIRP(W)
10	1	1	PI/2 BPSK	24.28	24.36	23.99	32.91	1.9543
10	1	50		24.37	24.17	24.17		
10	25	12		24.40	24.37	24.16		
10	1	0		23.76	23.85	23.53		
10	1	51		23.89	23.68	23.67		
10	50	0		23.91	23.88	23.65		
10	1	1	QPSK	24.16	24.32	23.96		
10	1	50		24.36	24.13	24.04		
10	25	12		24.41	24.37	24.20		
10	1	0		23.21	23.41	23.03		
10	1	51		23.39	23.19	23.14		
10	50	0		23.39	23.38	23.15		
10	1	1	16-QAM	23.42	23.51	23.16	32.01	1.5885
10	1	1	64-QAM	21.97	22.07	21.71		
10	1	1	256-QAM	19.75	19.79	19.46		
Limit	EIRP < 2W			Result			Pass	

NR RedCap n25 Maximum Average Power [dBm] (GT - LC = 8.5 dB)								
BW [MHz]	RB Size	RB Offset	Mod	Lowest	Middle	Highest	EIRP (dBm)	EIRP(W)
15	1	1	PI/2 BPSK	24.27	24.42	24.06	33	1.9953
15	1	77		24.50	24.17	24.18		
15	36	18		24.40	24.38	24.14		
15	1	0		23.75	23.91	23.61		
15	1	78		24.03	23.62	23.71		
15	75	0		23.90	23.88	23.66		
15	1	1	QPSK	24.16	24.37	24.01		
15	1	77		24.45	24.06	24.07		
15	36	18		24.38	24.38	24.12		
15	1	0		23.21	23.40	23.04		
15	1	78		23.48	23.12	23.15		
15	75	0		23.43	23.37	23.14		
15	1	1	16-QAM	23.36	23.54	23.20	32.04	1.5996
15	1	1	64-QAM	21.96	22.06	21.72		
15	1	1	256-QAM	19.73	19.82	19.47		
Limit	EIRP < 2W			Result			Pass	

NR RedCap n25 Maximum Average Power [dBm] (GT - LC = 8.5 dB)								
BW [MHz]	RB Size	RB Offset	Mod	Lowest	Middle	Highest	EIRP (dBm)	EIRP(W)
20	1	1	PI/2 BPSK	24.17	24.38	24.07	32.96	1.9770
20	1	104		24.46	24.05	24.19		
20	50	25		24.41	24.38	24.16		
20	1	0		23.67	23.88	23.55		
20	1	105		24.01	23.54	23.71		
20	100	0		23.96	23.88	23.64		
20	1	1	QPSK	24.08	24.34	24.00		
20	1	104		24.41	24.01	24.10		
20	50	25		24.39	24.40	24.18		
20	1	0		23.15	23.40	23.06		
20	1	105		23.45	23.06	23.18		
20	100	0		23.43	23.40	23.15		
20	1	1	16-QAM	23.39	23.50	23.20	32	1.5849
20	1	1	64-QAM	21.90	22.00	21.77		
20	1	1	256-QAM	19.68	19.85	19.55		
Limit	EIRP < 2W			Result			Pass	

NR RedCap n26 Maximum Average Power [dBm] (GT - LC = 9.9 dB)								
BW [MHz]	RB Size	RB Offset	Mod	Lowest	Middle	Highest	ERP (dBm)	ERP(W)
5	1	1	PI/2 BPSK	24.45	24.37	24.41	32.22	1.6672
5	1	23		24.40	24.37	24.42		
5	12	6		24.38	24.46	24.46		
5	1	0		24.00	23.86	24.03		
5	1	24		23.90	23.86	24.12		
5	25	0		24.03	23.97	24.19		
5	1	1	QPSK	24.43	24.41	24.43		
5	1	23		24.39	24.36	24.44		
5	12	6		24.43	24.47	24.43		
5	1	0		23.41	23.44	23.48		
5	1	24		23.31	23.33	23.63		
5	25	0		23.55	23.50	23.68		
5	1	1	16-QAM	23.57	23.39	23.58	31.33	1.3583
5	1	1	64-QAM	22.15	21.99	22.14		
5	1	1	256-QAM	19.97	19.85	20.02		
Limit	ERP < 7W			Result			Pass	

NR RedCap n26 Maximum Average Power [dBm] (GT - LC = 9.9 dB)								
BW [MHz]	RB Size	RB Offset	Mod	Lowest	Middle	Highest	ERP (dBm)	ERP(W)
10	1	1	PI/2 BPSK	24.44	24.42	24.36	32.25	1.6788
10	1	50		24.37	24.45	24.38		
10	25	12		24.50	24.46	24.43		
10	1	0		23.94	23.92	23.87		
10	1	51		23.86	23.99	24.09		
10	50	0		24.00	23.94	24.05		
10	1	1	QPSK	24.41	24.43	24.25		
10	1	50		24.39	24.36	24.41		
10	25	12		24.47	24.42	24.35		
10	1	0		23.37	23.38	23.28		
10	1	51		23.37	23.31	23.52		
10	50	0		23.43	23.45	23.50		
10	1	1	16-QAM	23.55	23.41	23.37	31.3	1.3490
10	1	1	64-QAM	22.06	21.98	22.04		
10	1	1	256-QAM	19.94	19.86	19.87		
Limit	ERP < 7W			Result			Pass	

NR RedCap n26 Maximum Average Power [dBm] (GT - LC = 9.9 dB)								
BW [MHz]	RB Size	RB Offset	Mod	Lowest	Middle	Highest	ERP (dBm)	ERP(W)
15	1	1	PI/2 BPSK	24.41	24.41	24.35	32.23	1.6711
15	1	77		24.37	24.48	24.41		
15	36	18		24.43	24.45	24.48		
15	1	0		23.94	23.92	23.84		
15	1	78		23.85	24.00	24.12		
15	75	0		23.96	23.96	23.92		
15	1	1	QPSK	24.36	24.36	24.35		
15	1	77		24.27	24.44	24.41		
15	36	18		24.42	24.45	24.47		
15	1	0		23.35	23.31	23.29		
15	1	78		23.26	23.43	23.54		
15	75	0		23.38	23.42	23.41		
15	1	1	16-QAM	23.51	23.44	23.31	31.26	1.3366
15	1	1	64-QAM	22.03	21.99	21.99		
15	1	1	256-QAM	19.90	19.85	19.79		
Limit	ERP < 7W			Result			Pass	

NR RedCap n26 Maximum Average Power [dBm] (GT - LC = 9.9 dB)								
BW [MHz]	RB Size	RB Offset	Mod	Lowest	Middle	Highest	ERP (dBm)	ERP(W)
20	1	1	PI/2 BPSK	24.33	24.43	24.36	32.23	1.6711
20	1	104		24.37	24.13	24.42		
20	50	25		24.40	24.47	24.48		
20	1	0		23.88	23.91	23.87		
20	1	105		23.90	24.07	24.11		
20	100	0		23.98	24.00	23.91		
20	1	1	QPSK	24.31	24.34	24.31		
20	1	104		24.34	24.48	24.41		
20	50	25		24.38	24.47	24.47		
20	1	0		23.29	23.27	23.27		
20	1	105		23.29	23.51	23.54		
20	100	0		23.40	23.47	23.40		
20	1	1	16-QAM	23.48	23.52	23.37	31.27	1.3397
20	1	1	64-QAM	22.04	21.93	21.93		
20	1	1	256-QAM	19.87	19.89	19.82		
Limit	ERP < 7W			Result			Pass	

NR RedCap n30 Maximum Average Power [dBm] (GT - LC = 0 dB)								
BW [MHz]	RB Size	RB Offset	Mod	Lowest	Middle	Highest	EIRP (dBm)	EIRP(W)
5	1	1	PI/2 BPSK	23.24	23.24	20.36	23.97	0.2495
5	1	23		23.30	23.30	20.40		
5	12	6		23.82	23.94	21.00		
5	1	0		22.68	22.73	22.82		
5	1	24		22.75	22.78	22.91		
5	25	0		23.36	23.40	21.00		
5	1	1	QPSK	23.10	23.23	20.36		
5	1	23		23.18	20.36	23.13		
5	12	6		23.97	20.99	21.07		
5	1	0		22.15	22.22	20.36		
5	1	24		22.24	22.24	20.38		
5	25	0		22.95	22.99	21.05		
5	1	1	16-QAM	22.56	22.59	20.56	22.59	0.1816
5	1	1	64-QAM	21.04	20.93	20.65		
5	1	1	256-QAM	18.84	18.83	18.85		
Limit	EIRP < 250 mW/5MHz			Result			Pass	

NR RedCap n30 Maximum Average Power [dBm] (GT - LC = 0 dB)								
BW [MHz]	RB Size	RB Offset	Mod	Lowest	Middle	Highest	EIRP (dBm)	EIRP(W)
10	1	1	PI/2 BPSK	-	23.26	-	23.94	0.2477
10	1	50		-	23.33	-		
10	25	12		-	23.94	-		
10	1	0		-	22.70	-		
10	1	51		-	22.85	-		
10	50	0		-	23.34	-		
10	1	1	QPSK	-	23.14	-		
10	1	50		-	20.37	-		
10	25	12		-	20.95	-		
10	1	0		-	22.21	-		
10	1	51		-	22.20	-		
10	50	0		-	22.95	-		
10	1	1	16-QAM	-	22.58	-	22.58	0.1811
10	1	1	64-QAM	-	21.08	-		
10	1	1	256-QAM	-	18.83	-		
Limit	EIRP < 250 mW/5MHz			Result			Pass	

Total EIRP power is less than partial EIRP limit 250 mW/5MHz.

NR RedCap n38 Maximum Average Power [dBm] (GT - LC = 6 dB)								
BW [MHz]	RB Size	RB Offset	Mod	Lowest	Middle	Highest	EIRP (dBm)	EIRP(W)
5	1	1	PI/2 BPSK	23.95	23.94	24.25	30.35	1.0839
5	1	23		23.89	23.97	24.21		
5	12	6		24.04	24.07	24.33		
5	1	0		23.50	23.48	23.76		
5	1	24		23.40	23.55	23.71		
5	25	0		23.54	23.62	23.86		
5	1	1	QPSK	24.11	23.98	24.31		
5	1	23		24.06	24.07	24.26		
5	12	6		24.11	24.14	24.35		
5	1	0		23.04	23.11	23.37		
5	1	24		23.02	23.17	23.34		
5	25	0		23.15	23.20	23.45		
5	1	1	16-QAM	23.14	23.13	23.38	29.38	0.8670
5	1	1	64-QAM	21.73	21.76	21.95		
5	1	1	256-QAM	19.35	19.35	19.58		
Limit	EIRP < 2W			Result			Pass	

NR RedCap n38 Maximum Average Power [dBm] (GT - LC = 6 dB)								
BW [MHz]	RB Size	RB Offset	Mod	Lowest	Middle	Highest	EIRP (dBm)	EIRP(W)
10	1	1	PI/2 BPSK	23.92	23.91	24.23	30.34	1.0814
10	1	50		23.80	24.05	24.24		
10	25	12		23.99	24.08	24.30		
10	1	0		23.51	23.47	23.77		
10	1	51		23.35	23.62	23.72		
10	50	0		23.46	23.60	23.80		
10	1	1	QPSK	24.07	23.94	24.34		
10	1	50		23.92	24.11	24.28		
10	25	12		24.00	24.11	24.31		
10	1	0		23.11	23.11	23.38		
10	1	51		22.95	23.14	23.29		
10	50	0		23.02	23.14	23.35		
10	1	1	16-QAM	23.02	23.06	23.34	29.34	0.8590
10	1	1	64-QAM	21.64	21.64	21.97		
10	1	1	256-QAM	19.35	19.30	19.58		
Limit	EIRP < 2W			Result			Pass	

NR RedCap n38 Maximum Average Power [dBm] (GT - LC = 6 dB)								
BW [MHz]	RB Size	RB Offset	Mod	Lowest	Middle	Highest	EIRP (dBm)	EIRP(W)
15	1	1	PI/2 BPSK	23.99	23.95	24.24	30.34	1.0814
15	1	77		23.89	24.17	24.29		
15	36	18		23.92	24.07	24.33		
15	1	0		23.49	23.46	23.74		
15	1	78		23.41	23.66	23.79		
15	75	0		23.46	23.61	23.86		
15	1	1	QPSK	23.99	24.01	24.32		
15	1	77		23.94	24.24	24.34		
15	36	18		23.99	24.09	24.34		
15	1	0		23.15	23.03	23.36		
15	1	78		23.05	23.26	23.39		
15	75	0		23.02	23.14	23.43		
15	1	1	16-QAM	23.06	22.99	23.34	29.34	0.8590
15	1	1	64-QAM	21.72	21.71	22.03		
15	1	1	256-QAM	19.39	19.30	19.59		
Limit	EIRP < 2W			Result			Pass	

NR RedCap n38 Maximum Average Power [dBm] (GT - LC = 6 dB)								
BW [MHz]	RB Size	RB Offset	Mod	Lowest	Middle	Highest	EIRP (dBm)	EIRP(W)
20	1	1	PI/2 BPSK	24.00	23.95	24.11	30.39	1.0940
20	1	104		23.96	24.15	24.25		
20	50	25		23.96	24.09	24.34		
20	1	0		23.51	23.42	23.66		
20	1	105		23.46	23.66	23.76		
20	100	0		23.51	23.57	23.83		
20	1	1	QPSK	24.17	23.99	24.13		
20	1	104		24.04	24.19	24.22		
20	50	25		23.97	24.09	24.39		
20	1	0		23.10	22.96	23.25		
20	1	105		22.94	23.17	23.33		
20	100	0		23.06	23.14	23.41		
20	1	1	16-QAM	22.94	23.07	23.27	29.27	0.8453
20	1	1	64-QAM	21.72	21.53	21.86		
20	1	1	256-QAM	19.40	19.29	19.52		
Limit	EIRP < 2W			Result			Pass	

NR RedCap n41 Maximum Average Power [dBm] (GT - LC = 6 dB)								
BW [MHz]	RB Size	RB Offset	Mod	Lowest	Middle	Highest	EIRP (dBm)	EIRP(W)
10	1	1	PI/2 BPSK	23.52	23.67	24.25	30.39	1.0940
10	1	50		23.50	23.86	24.21		
10	25	12		23.58	23.86	24.35		
10	1	0		23.03	23.20	23.83		
10	1	51		22.99	23.40	23.81		
10	50	0		23.09	23.32	23.85		
10	1	1	QPSK	23.53	23.80	24.33		
10	1	50		23.58	23.96	24.27		
10	25	12		23.60	23.84	24.39		
10	1	0		22.65	22.72	23.39		
10	1	51		22.60	22.93	23.28		
10	50	0		22.63	22.87	23.35		
10	1	1	16-QAM	22.56	22.72	23.45	29.45	0.8810
10	1	1	64-QAM	21.36	21.48	22.04		
10	1	1	256-QAM	18.93	19.00	19.62		
Limit	EIRP < 2W			Result			Pass	

NR RedCap n41 Maximum Average Power [dBm] (GT - LC = 6 dB)								
BW [MHz]	RB Size	RB Offset	Mod	Lowest	Middle	Highest	EIRP (dBm)	EIRP(W)
15	1	1	PI/2 BPSK	23.60	23.65	24.37	30.48	1.1169
15	1	77		23.52	23.90	24.33		
15	36	18		23.68	23.82	24.40		
15	1	0		23.19	23.17	23.88		
15	1	78		23.05	23.39	23.85		
15	75	0		23.17	23.34	23.90		
15	1	1	QPSK	23.68	23.74	24.48		
15	1	77		23.55	23.97	24.40		
15	36	18		23.70	23.80	24.45		
15	1	0		22.72	22.72	23.49		
15	1	78		22.54	22.99	23.35		
15	75	0		22.69	22.84	23.45		
15	1	1	16-QAM	22.69	22.66	23.44	29.44	0.8790
15	1	1	64-QAM	21.33	21.36	22.13		
15	1	1	256-QAM	18.94	19.05	19.75		
Limit	EIRP < 2W			Result			Pass	

NR RedCap n41 Maximum Average Power [dBm] (GT - LC = 6 dB)								
BW [MHz]	RB Size	RB Offset	Mod	Lowest	Middle	Highest	EIRP (dBm)	EIRP(W)
20	1	1	PI/2 BPSK	23.58	23.64	24.32	30.43	1.1041
20	1	104		23.36	23.93	24.29		
20	50	25		23.59	23.83	24.43		
20	1	0		23.12	23.12	23.90		
20	1	105		22.88	23.44	23.87		
20	100	0		23.09	23.35	23.94		
20	1	1	QPSK	23.81	23.81	24.29		
20	1	104		23.48	23.97	24.24		
20	50	25		23.59	23.85	24.42		
20	1	0		22.69	22.74	23.41		
20	1	105		22.46	22.97	23.43		
20	100	0		22.61	22.87	23.47		
20	1	1	16-QAM	22.52	22.78	23.40	29.4	0.8710
20	1	1	64-QAM	21.31	21.36	21.99		
20	1	1	256-QAM	18.94	18.96	19.64		
Limit	EIRP < 2W			Result			Pass	

NR RedCap n66 Maximum Average Power [dBm] (GT - LC = 5.5 dB)								
BW [MHz]	RB Size	RB Offset	Mod	Lowest	Middle	Highest	EIRP (dBm)	EIRP(W)
5	1	1	PI/2 BPSK	24.04	24.27	24.11	29.99	0.9977
5	1	23		24.05	24.40	24.12		
5	12	6		24.12	24.44	24.24		
5	1	0		23.61	23.81	23.63		
5	1	24		23.52	23.86	23.62		
5	25	0		23.63	23.96	23.74		
5	1	1	QPSK	23.96	24.32	24.11		
5	1	23		23.93	24.33	24.06		
5	12	6		24.21	24.49	24.29		
5	1	0		23.08	23.36	23.13		
5	1	24		23.01	23.37	23.10		
5	25	0		23.15	23.47	23.27		
5	1	1	16-QAM	23.29	23.42	23.30	28.92	0.7798
5	1	1	64-QAM	21.84	21.95	21.82		
5	1	1	256-QAM	19.60	19.79	19.60		
Limit	EIRP < 1W			Result			Pass	

NR RedCap n66 Maximum Average Power [dBm] (GT - LC = 5.5 dB)								
BW [MHz]	RB Size	RB Offset	Mod	Lowest	Middle	Highest	EIRP (dBm)	EIRP(W)
10	1	1	PI/2 BPSK	24.13	24.29	24.21	29.93	0.9840
10	1	50		24.09	24.36	24.19		
10	25	12		24.16	24.41	24.26		
10	1	0		23.64	23.79	23.76		
10	1	51		23.58	23.89	23.69		
10	50	0		23.66	23.93	23.78		
10	1	1	QPSK	24.06	24.28	24.15		
10	1	50		24.03	24.37	24.09		
10	25	12		24.17	24.43	24.29		
10	1	0		23.12	23.34	23.20		
10	1	51		23.07	23.41	23.12		
10	50	0		23.17	23.45	23.26		
10	1	1	16-QAM	23.39	23.42	23.41	28.92	0.7798
10	1	1	64-QAM	21.89	21.98	21.95		
10	1	1	256-QAM	19.71	19.77	19.71		
Limit	EIRP < 1W			Result			Pass	

NR RedCap n66 Maximum Average Power [dBm] (GT - LC = 5.5 dB)								
BW [MHz]	RB Size	RB Offset	Mod	Lowest	Middle	Highest	EIRP (dBm)	EIRP(W)
15	1	1	PI/2 BPSK	24.08	24.28	24.17	29.9	0.9772
15	1	77		24.05	24.37	24.05		
15	36	18		24.09	24.35	24.15		
15	1	0		23.58	23.74	23.69		
15	1	78		23.53	23.89	23.57		
15	75	0		23.65	23.90	23.66		
15	1	1	QPSK	24.03	24.21	24.11		
15	1	77		24.00	24.38	23.97		
15	36	18		24.13	24.40	24.15		
15	1	0		23.06	23.22	23.15		
15	1	78		23.03	23.37	23.04		
15	75	0		23.11	23.38	23.15		
15	1	1	16-QAM	23.19	23.34	23.30	28.84	0.7656
15	1	1	64-QAM	21.89	21.87	21.88		
15	1	1	256-QAM	19.70	19.73	19.66		
Limit	EIRP < 1W			Result			Pass	

NR RedCap n66 Maximum Average Power [dBm] (GT - LC = 5.5 dB)								
BW [MHz]	RB Size	RB Offset	Mod	Lowest	Middle	Highest	EIRP (dBm)	EIRP(W)
20	1	1	PI/2 BPSK	24.01	24.20	24.25	29.89	0.9750
20	1	104		24.02	24.35	24.10		
20	50	25		24.11	24.39	24.23		
20	1	0		23.54	23.69	23.73		
20	1	105		23.54	23.87	23.58		
20	100	0		23.58	23.92	23.73		
20	1	1	QPSK	23.97	24.14	24.20		
20	1	104		24.00	24.34	24.03		
20	50	25		24.10	24.39	24.24		
20	1	0		23.01	23.16	23.23		
20	1	105		22.99	23.33	23.06		
20	100	0		23.09	23.38	23.23		
20	1	1	16-QAM	23.30	23.28	23.32	28.82	0.7621
20	1	1	64-QAM	21.85	21.87	21.90		
20	1	1	256-QAM	19.62	19.72	19.78		
Limit	EIRP < 1W			Result			Pass	

NR RedCap n71 Maximum Average Power [dBm] (GT - LC = 8.9 dB)								
BW [MHz]	RB Size	RB Offset	Mod	Lowest	Middle	Highest	ERP (dBm)	ERP(W)
5	1	1	PI/2 BPSK	24.23	24.46	24.41	31.25	1.3335
5	1	23		24.26	24.41	24.47		
5	12	6		24.30	24.44	24.44		
5	1	0		23.74	23.84	24.01		
5	1	24		23.76	23.89	24.03		
5	25	0		23.87	23.98	24.22		
5	1	1	QPSK	24.31	24.45	24.42		
5	1	23		24.27	24.50	24.43		
5	12	6		24.35	24.46	24.42		
5	1	0		23.33	23.47	23.55		
5	1	24		23.26	23.46	23.63		
5	25	0		23.36	23.51	23.72		
5	1	1	16-QAM	23.28	23.35	23.64	30.39	1.0940
5	1	1	64-QAM	21.91	21.85	22.16		
5	1	1	256-QAM	19.70	19.77	20.07		
Limit	ERP < 3W			Result			Pass	

NR RedCap n71 Maximum Average Power [dBm] (GT - LC = 8.9 dB)								
BW [MHz]	RB Size	RB Offset	Mod	Lowest	Middle	Highest	ERP (dBm)	ERP(W)
10	1	1	PI/2 BPSK	24.22	24.24	24.45	31.24	1.3305
10	1	50		24.19	24.44	24.49		
10	25	12		24.19	24.45	24.43		
10	1	0		23.72	23.75	23.98		
10	1	51		23.70	23.93	23.98		
10	50	0		23.73	23.99	24.06		
10	1	1	QPSK	24.26	24.33	24.41		
10	1	50		24.11	24.40	24.46		
10	25	12		24.13	24.44	24.47		
10	1	0		23.18	23.25	23.46		
10	1	51		23.15	23.41	23.52		
10	50	0		23.25	23.46	23.54		
10	1	1	16-QAM	23.30	23.25	23.62	30.37	1.0889
10	1	1	64-QAM	21.84	21.82	22.18		
10	1	1	256-QAM	19.66	19.72	19.95		
Limit	ERP < 3W			Result			Pass	

NR RedCap n71 Maximum Average Power [dBm] (GT - LC = 8.9 dB)								
BW [MHz]	RB Size	RB Offset	Mod	Lowest	Middle	Highest	ERP (dBm)	ERP(W)
15	1	1	PI/2 BPSK	24.15	24.16	24.43	31.23	1.3274
15	1	77		24.27	24.48	24.46		
15	36	18		24.16	24.39	24.44		
15	1	0		23.68	23.66	23.91		
15	1	78		23.80	23.97	23.99		
15	75	0		23.64	23.96	23.98		
15	1	1	QPSK	24.16	24.12	24.41		
15	1	77		24.37	24.41	24.41		
15	36	18		24.27	24.37	24.41		
15	1	0		23.19	23.12	23.40		
15	1	78		23.33	23.44	23.54		
15	75	0		23.21	23.42	23.51		
15	1	1	16-QAM	23.20	23.36	23.44	30.19	1.0447
15	1	1	64-QAM	21.76	21.80	21.89		
15	1	1	256-QAM	19.65	19.70	19.89		
Limit	ERP < 3W			Result			Pass	

NR RedCap n71 Maximum Average Power [dBm] (GT - LC = 8.9 dB)								
BW [MHz]	RB Size	RB Offset	Mod	Lowest	Middle	Highest	ERP (dBm)	ERP(W)
20	1	1	PI/2 BPSK	24.12	24.11	24.39	31.23	1.3274
20	1	104		24.33	24.48	24.46		
20	50	25		24.21	24.45	24.41		
20	1	0		23.64	23.63	23.86		
20	1	105		23.85	23.95	24.03		
20	100	0		23.53	24.06	23.95		
20	1	1	QPSK	24.12	24.18	24.43		
20	1	104		24.39	24.39	24.42		
20	50	25		24.24	24.42	24.43		
20	1	0		23.14	23.05	23.41		
20	1	105		23.37	23.44	23.58		
20	100	0		23.19	23.50	23.48		
20	1	1	16-QAM	23.12	23.32	23.29	30.07	1.0162
20	1	1	64-QAM	21.69	21.85	21.82		
20	1	1	256-QAM	19.58	19.64	19.79		
Limit	ERP < 3W			Result			Pass	

Part 27O NR RedCap n77 Maximum Average Power [dBm] (GT - LC = 5.5 dB)								
BW [MHz]	RB Size	RB Offset	Mod	Lowest	Middle	Highest	EIRP (dBm)	EIRP(W)
10	1	1	PI/2 BPSK	24.29	24.26	24.30	29.87	0.9705
10	1	50		24.22	24.27	24.20		
10	25	12		24.31	24.35	24.37		
10	1	0		23.76	23.73	23.83		
10	1	51		23.72	23.79	23.75		
10	50	0		23.82	23.86	23.85		
10	1	1	QPSK	24.31	24.31	24.33		
10	1	50		24.26	24.30	24.24		
10	25	12		24.30	24.34	24.34		
10	1	0		23.27	23.31	23.37		
10	1	51		23.22	23.36	23.21		
10	50	0		23.35	23.35	23.36		
10	1	1	16-QAM	23.30	23.29	23.36	28.86	0.7691
10	1	1	64-QAM	21.94	21.92	21.97		
10	1	1	256-QAM	19.60	19.68	19.54		
Limit	EIRP < 1W			Result			Pass	

Part 27O NR RedCap n77 Maximum Average Power [dBm] (GT - LC = 5.5 dB)								
BW [MHz]	RB Size	RB Offset	Mod	Lowest	Middle	Highest	EIRP (dBm)	EIRP(W)
15	1	1	PI/2 BPSK	24.30	24.23	24.40	29.97	0.9931
15	1	77		24.30	24.28	24.29		
15	36	18		24.37	24.32	24.47		
15	1	0		23.83	23.76	23.91		
15	1	78		23.82	23.78	23.78		
15	75	0		23.82	23.88	23.93		
15	1	1	QPSK	24.29	24.34	24.39		
15	1	77		24.29	24.32	24.32		
15	36	18		24.35	24.33	24.41		
15	1	0		23.32	23.29	23.42		
15	1	78		23.29	23.35	23.27		
15	75	0		23.36	23.38	23.44		
15	1	1	16-QAM	23.32	23.29	23.42	28.92	0.7798
15	1	1	64-QAM	21.95	21.86	22.07		
15	1	1	256-QAM	19.63	19.65	19.67		
Limit	EIRP < 1W			Result			Pass	

Part 27O NR RedCap n77 Maximum Average Power [dBm] (GT - LC = 5.5 dB)								
BW [MHz]	RB Size	RB Offset	Mod	Lowest	Middle	Highest	EIRP (dBm)	EIRP(W)
20	1	1	PI/2 BPSK	24.28	24.14	24.37	29.94	0.9863
20	1	104		24.30	24.25	24.23		
20	50	25		24.38	24.34	24.44		
20	1	0		23.75	23.72	23.85		
20	1	105		23.82	23.74	23.75		
20	100	0		23.89	23.85	23.88		
20	1	1	QPSK	24.32	24.34	24.39		
20	1	104		24.38	24.30	24.25		
20	50	25		24.41	24.32	24.41		
20	1	0		23.26	23.32	23.39		
20	1	105		23.39	23.35	23.32		
20	100	0		23.39	23.43	23.46		
20	1	1	16-QAM	23.36	23.29	23.37	28.87	0.7709
20	1	1	64-QAM	21.88	21.95	22.05		
20	1	1	256-QAM	19.61	19.66	19.61		
Limit	EIRP < 1W			Result			Pass	

Part 27O NR RedCap n78 Maximum Average Power [dBm] (GT - LC = 5.5 dB)								
BW [MHz]	RB Size	RB Offset	Mod	Lowest	Middle	Highest	EIRP (dBm)	EIRP(W)
10	1	1	PI/2 BPSK	23.98	24.08	23.90	29.63	0.9183
10	1	50		23.97	23.96	23.90		
10	25	12		24.06	24.09	24.02		
10	1	0		23.46	23.58	23.41		
10	1	51		23.44	23.48	23.46		
10	50	0		23.56	23.62	23.52		
10	1	1	QPSK	24.03	24.13	23.92		
10	1	50		24.01	24.01	23.91		
10	25	12		24.04	24.11	24.01		
10	1	0		23.04	23.08	22.91		
10	1	51		23.02	23.02	23.01		
10	50	0		23.07	23.07	23.06		
10	1	1	16-QAM	22.97	23.07	22.98	28.57	0.7194
10	1	1	64-QAM	21.64	21.71	21.61		
10	1	1	256-QAM	19.23	19.30	19.24		
Limit	EIRP < 1W			Result			Pass	

Part 27O NR RedCap n78 Maximum Average Power [dBm] (GT - LC = 5.5 dB)								
BW [MHz]	RB Size	RB Offset	Mod	Lowest	Middle	Highest	EIRP (dBm)	EIRP(W)
15	1	1	PI/2 BPSK	23.98	24.13	24.02	29.71	0.9354
15	1	77		23.99	24.04	24.03		
15	36	18		24.09	24.14	24.08		
15	1	0		23.55	23.67	23.50		
15	1	78		23.55	23.54	23.53		
15	75	0		23.61	23.62	23.59		
15	1	1	QPSK	24.10	24.21	24.07		
15	1	77		24.10	24.02	24.05		
15	36	18		24.10	24.16	24.12		
15	1	0		23.09	23.15	23.05		
15	1	78		23.10	23.03	23.04		
15	75	0		23.12	23.16	23.10		
15	1	1	16-QAM	23.00	23.18	23.04	28.68	0.7379
15	1	1	64-QAM	21.75	21.77	21.72		
15	1	1	256-QAM	19.28	19.37	19.27		
Limit	EIRP < 1W			Result			Pass	

Part 27O NR RedCap n78 Maximum Average Power [dBm] (GT - LC = 5.5 dB)								
BW [MHz]	RB Size	RB Offset	Mod	Lowest	Middle	Highest	EIRP (dBm)	EIRP(W)
20	1	1	PI/2 BPSK	24.01	24.05	23.93	29.62	0.9162
20	1	104		23.98	23.94	23.97		
20	50	25		24.11	24.11	24.04		
20	1	0		23.52	23.57	23.49		
20	1	105		23.56	23.43	23.50		
20	100	0		23.60	23.61	23.54		
20	1	1	QPSK	24.07	24.10	24.01		
20	1	104		24.06	24.01	23.91		
20	50	25		24.11	24.12	24.09		
20	1	0		23.05	23.15	22.99		
20	1	105		23.00	22.98	23.05		
20	100	0		23.16	23.15	23.10		
20	1	1	16-QAM	23.03	23.10	23.06	28.6	0.7244
20	1	1	64-QAM	21.65	21.96	21.66		
20	1	1	256-QAM	19.24	19.39	19.27		
Limit	EIRP < 1W			Result			Pass	

Part 27Q NR RedCap n77 Maximum Average Power [dBm] (GT - LC = 5.5 dB)								
BW [MHz]	RB Size	RB Offset	Mod	Lowest	Middle	Highest	EIRP (dBm)	EIRP(W)
10	1	1	PI/2 BPSK	24.47	24.28	24.39	29.99	0.9977
10	1	50		24.49	24.41	24.42		
10	25	12		24.48	24.46	24.45		
10	1	0		24.02	23.81	23.92		
10	1	51		24.03	23.90	23.96		
10	50	0		24.07	23.94	23.98		
10	1	1	QPSK	24.47	24.40	24.40		
10	1	50		24.48	24.42	24.45		
10	25	12		24.46	24.42	24.48		
10	1	0		23.56	23.40	23.46		
10	1	51		23.56	23.47	23.46		
10	50	0		23.56	23.46	23.52		
10	1	1	16-QAM	23.48	23.33	23.45	28.98	0.7907
10	1	1	64-QAM	22.22	21.98	22.00		
10	1	1	256-QAM	19.73	19.67	19.73		
Limit	EIRP < 1W			Result			Pass	

Part 27Q NR RedCap n77 Maximum Average Power [dBm] (GT - LC = 5.5 dB)								
BW [MHz]	RB Size	RB Offset	Mod	Lowest	Middle	Highest	EIRP (dBm)	EIRP(W)
15	1	1	PI/2 BPSK	24.49	24.29	24.38	29.99	0.9977
15	1	77		24.46	24.42	24.41		
15	36	18		24.49	24.42	24.41		
15	1	0		24.04	23.78	23.92		
15	1	78		24.00	23.97	23.93		
15	75	0		24.11	23.94	23.97		
15	1	1	QPSK	24.49	24.30	24.36		
15	1	77		24.49	24.43	24.48		
15	36	18		24.49	24.38	24.47		
15	1	0		23.55	23.38	23.44		
15	1	78		23.53	23.50	23.53		
15	75	0		23.62	23.45	23.51		
15	1	1	16-QAM	23.50	23.37	23.39	29	0.7943
15	1	1	64-QAM	22.15	21.97	22.10		
15	1	1	256-QAM	19.76	19.59	19.73		
Limit	EIRP < 1W			Result			Pass	

Part 27Q NR RedCap n77 Maximum Average Power [dBm] (GT - LC = 5.5 dB)								
BW [MHz]	RB Size	RB Offset	Mod	Lowest	Middle	Highest	EIRP (dBm)	EIRP(W)
20	1	1	PI/2 BPSK	24.47	24.25	24.40	29.99	0.9977
20	1	104		24.47	24.47	24.41		
20	50	25		24.48	24.44	24.47		
20	1	0		24.04	23.81	23.92		
20	1	105		24.01	23.90	23.98		
20	100	0		24.20	23.95	23.97		
20	1	1	QPSK	24.47	24.31	24.43		
20	1	104		24.49	24.49	24.49		
20	50	25		24.48	24.44	24.49		
20	1	0		23.61	23.32	23.51		
20	1	105		23.54	23.55	23.55		
20	100	0		23.69	23.46	23.52		
20	1	1	16-QAM	23.47	23.28	23.38	28.97	0.7889
20	1	1	64-QAM	22.27	22.08	22.15		
20	1	1	256-QAM	19.72	19.59	19.77		
Limit	EIRP < 1W			Result			Pass	

Part 27Q NR RedCap n78 Maximum Average Power [dBm] (GT - LC = 5.5 dB)								
BW [MHz]	RB Size	RB Offset	Mod	Lowest	Middle	Highest	EIRP (dBm)	EIRP(W)
10	1	1	PI/2 BPSK	24.18	24.09	24.10	29.97	0.9931
10	1	50		24.23	24.21	24.16		
10	25	12		24.47	24.25	24.22		
10	1	0		23.71	23.67	23.63		
10	1	51		23.70	23.73	23.67		
10	50	0		23.81	23.72	23.71		
10	1	1	QPSK	24.32	24.12	24.14		
10	1	50		24.30	24.23	24.14		
10	25	12		24.30	24.23	24.21		
10	1	0		23.26	23.14	23.17		
10	1	51		23.31	23.21	23.21		
10	50	0		23.33	23.25	23.22		
10	1	1	16-QAM	23.30	23.15	23.18	28.8	0.7586
10	1	1	64-QAM	21.86	21.76	21.73		
10	1	1	256-QAM	19.57	19.36	19.44		
Limit	EIRP < 1W			Result			Pass	

Part 27Q NR RedCap n78 Maximum Average Power [dBm] (GT - LC = 5.5 dB)								
BW [MHz]	RB Size	RB Offset	Mod	Lowest	Middle	Highest	EIRP (dBm)	EIRP(W)
15	1	1	PI/2 BPSK	24.16	24.11	24.14	29.82	0.9594
15	1	77		24.24	24.21	24.15		
15	36	18		24.32	24.18	24.20		
15	1	0		23.70	23.64	23.67		
15	1	78		23.75	23.72	23.74		
15	75	0		23.85	23.77	23.72		
15	1	1	QPSK	24.29	24.18	24.20		
15	1	77		24.29	24.28	24.24		
15	36	18		24.31	24.26	24.20		
15	1	0		23.21	23.20	23.17		
15	1	78		23.30	23.34	23.25		
15	75	0		23.41	23.30	23.20		
15	1	1	16-QAM	23.30	23.18	23.17	28.8	0.7586
15	1	1	64-QAM	21.89	21.86	21.96		
15	1	1	256-QAM	19.49	19.40	19.44		
Limit	EIRP < 1W			Result			Pass	

Part 27Q NR RedCap n78 Maximum Average Power [dBm] (GT - LC = 5.5 dB)								
BW [MHz]	RB Size	RB Offset	Mod	Lowest	Middle	Highest	EIRP (dBm)	EIRP(W)
20	1	1	PI/2 BPSK	24.26	24.05	24.11	29.83	0.9616
20	1	104		24.21	24.08	24.09		
20	50	25		24.26	24.22	24.13		
20	1	0		23.70	23.59	23.58		
20	1	105		23.73	23.70	23.58		
20	100	0		23.82	23.74	23.68		
20	1	1	QPSK	24.21	24.06	24.22		
20	1	104		24.24	24.22	24.20		
20	50	25		24.33	24.23	24.21		
20	1	0		23.25	23.04	23.20		
20	1	105		23.25	23.25	23.15		
20	100	0		23.35	23.24	23.25		
20	1	1	16-QAM	23.23	23.21	23.18	28.73	0.7464
20	1	1	64-QAM	21.83	21.59	21.74		
20	1	1	256-QAM	19.54	19.31	19.48		
Limit	EIRP < 1W			Result			Pass	

Part90s NR RedCap n26 Maximum Average Power [dBm] (GT - LC = 9.9 dB)								
BW [MHz]	RB Size	RB Offset	Mod	Lowest	Middle	Highest	ERP (dBm)	ERP
5	1	1	PI/2 BPSK	24.42	24.41	24.41	32.25	1.6788
5	1	23		24.46	24.47	24.41		
5	12	6		24.26	24.47	24.50		
5	1	0		24.21	24.12	24.10		
5	1	24		24.16	24.04	23.90		
5	25	0		24.30	24.25	24.06		
5	1	1	QPSK	24.42	24.46	24.47		
5	1	23		24.43	24.33	24.46		
5	12	6		24.44	24.47	24.43		
5	1	0		23.59	23.64	23.57		
5	1	24		23.66	23.54	23.42		
5	25	0		23.86	23.71	23.58		
5	1	1	16-QAM	24.05	23.78	23.51	31.8	1.5136
5	1	1	64-QAM	22.51	22.41	22.13		
5	1	1	256-QAM	20.29	20.19	19.97		
Limit	ERP < 100W			Result			Pass	

Part90s NR RedCap n26 Maximum Average Power [dBm] (GT - LC = 9.9 dB)								
BW [MHz]	RB Size	RB Offset	Mod	Lowest	Middle	Highest	ERP (dBm)	ERP
10	1	1	PI/2 BPSK	-	24.43	-	32.21	1.6634
10	1	50		-	24.43	-		
10	25	12		-	24.44	-		
10	1	0		-	24.20	-		
10	1	51		-	23.98	-		
10	50	0		-	24.27	-		
10	1	1	QPSK	-	24.46	-		
10	1	50		-	24.42	-		
10	25	12		-	24.44	-		
10	1	0		-	23.58	-		
10	1	51		-	23.47	-		
10	50	0		-	23.74	-		
10	1	1	16-QAM	-	23.96	-	31.71	1.4825
10	1	1	64-QAM	-	22.47	-		
10	1	1	256-QAM	-	20.29	-		
Limit	ERP < 100W			Result			Pass	

NR RedCap n26 Straddle Channel Maximum Average Power [dBm] (GT - LC = 9.9 dB)								
BW [MHz]	RB Size	RB Offset	Mod	Lowest	Middle	Highest	ERP (dBm)	ERP
5	1	1	PI/2 BPSK	-	24.44	-	32.24	1.6749
5	1	23		-	24.39	-		
5	12	6		-	24.48	-		
5	1	0		-	23.94	-		
5	1	24		-	23.88	-		
5	25	0		-	23.96	-		
5	1	1	QPSK	-	24.49	-		
5	1	23		-	24.34	-		
5	12	6		-	24.42	-		
5	1	0		-	23.47	-		
5	1	24		-	23.27	-		
5	25	0		-	23.47	-		
5	1	1	16-QAM	-	23.43	-	31.18	1.3122
5	1	1	64-QAM	-	21.98	-		
5	1	1	256-QAM	-	19.91	-		
Limit	EIRP < 7W			Result			Pass	

NR RedCap n26 Straddle Channel Maximum Average Power [dBm] (GT - LC = 9.9 dB)								
BW [MHz]	RB Size	RB Offset	Mod	Lowest	Middle	Highest	ERP (dBm)	ERP
10	1	1	PI/2 BPSK	-	24.43	-	32.22	1.6672
10	1	50		-	24.35	-		
10	25	12		-	24.47	-		
10	1	0		-	24.06	-		
10	1	51		-	23.84	-		
10	50	0		-	23.94	-		
10	1	1	QPSK	-	24.41	-		
10	1	50		-	24.29	-		
10	25	12		-	24.45	-		
10	1	0		-	23.52	-		
10	1	51		-	23.24	-		
10	50	0		-	23.43	-		
10	1	1	16-QAM	-	23.46	-	31.21	1.3213
10	1	1	64-QAM	-	22.04	-		
10	1	1	256-QAM	-	19.94	-		
Limit	EIRP < 7W			Result			Pass	

NR RedCap n26 Straddle Channel Maximum Average Power [dBm] (GT - LC = 9.9 dB)								
BW [MHz]	RB Size	RB Offset	Mod	Lowest	Middle	Highest	ERP (dBm)	ERP
15	1	1	PI/2 BPSK	-	24.43	-	32.23	1.6711
15	1	77		-	24.33	-		
15	36	18		-	24.45	-		
15	1	0		-	24.08	-		
15	1	78		-	23.83	-		
15	75	0		-	23.96	-		
15	1	1	QPSK	-	24.43	-		
15	1	77		-	24.32	-		
15	36	18		-	24.48	-		
15	1	0		-	23.57	-		
15	1	78		-	23.30	-		
15	75	0		-	23.43	-		
15	1	1	16-QAM	-	23.71	-	31.46	1.3996
15	1	1	64-QAM	-	22.23	-		
15	1	1	256-QAM	-	20.11	-		
Limit	EIRP < 7W			Result			Pass	

NR RedCap n26 Straddle Channel Maximum Average Power [dBm] (GT - LC = 9.9 dB)								
BW [MHz]	RB Size	RB Offset	Mod	Lowest	Middle	Highest	ERP (dBm)	ERP
20	1	1	PI/2 BPSK	-	24.47	-	32.23	1.6711
20	1	104		-	24.33	-		
20	50	25		-	24.48	-		
20	1	0		-	24.07	-		
20	1	105		-	23.81	-		
20	100	0		-	23.97	-		
20	1	1	QPSK	-	24.44	-		
20	1	104		-	24.31	-		
20	50	25		-	24.42	-		
20	1	0		-	23.50	-		
20	1	105		-	23.29	-		
20	100	0		-	23.44	-		
20	1	1	16-QAM	-	23.85	-	31.6	1.4454
20	1	1	64-QAM	-	22.37	-		
20	1	1	256-QAM	-	20.19	-		
Limit	EIRP < 7W			Result			Pass	

<SCS 30k>

NR RedCap n2 Maximum Average Power [dBm] (GT - LC = 8.5 dB)								
BW [MHz]	RB Size	RB Offset	Mod	Lowest	Middle	Highest	EIRP (dBm)	EIRP(W)
10	1	1	PI/2 BPSK	24.14	24.38	24.02	32.91	1.9543
10	1	22		24.33	24.17	24.02		
10	12	6		24.33	24.40	24.08		
10	1	0		23.71	23.91	23.58		
10	1	23		23.83	23.68	23.52		
10	24	0		23.79	23.85	23.56		
10	1	1	QPSK	24.12	24.34	24.00		
10	1	22		24.30	24.16	23.99		
10	12	6		24.37	24.41	24.14		
10	1	0		23.19	23.39	23.05		
10	1	23		23.37	23.19	23.04		
10	24	0		23.30	23.37	23.11		
10	1	1	16-QAM	23.45	23.54	23.22	32.04	1.5996
10	1	1	64-QAM	21.86	21.99	21.63		
10	1	1	256-QAM	19.69	19.90	19.43		
Limit	EIRP < 2W			Result			Pass	

NR RedCap n2 Maximum Average Power [dBm] (GT - LC = 8.5 dB)								
BW [MHz]	RB Size	RB Offset	Mod	Lowest	Middle	Highest	EIRP (dBm)	EIRP(W)
15	1	1	PI/2 BPSK	24.12	24.42	23.91	32.92	1.9588
15	1	36		24.35	24.12	23.91		
15	18	9		24.31	24.36	23.99		
15	1	0		23.65	23.92	23.44		
15	1	37		23.91	23.61	23.48		
15	36	0		23.79	23.84	23.48		
15	1	1	QPSK	24.07	24.34	23.87		
15	1	36		24.34	24.11	23.86		
15	18	9		24.29	24.33	23.98		
15	1	0		23.17	23.41	22.96		
15	1	37		23.42	23.14	22.94		
15	36	0		23.30	23.37	22.98		
15	1	1	16-QAM	23.35	23.52	23.13	32.02	1.5922
15	1	1	64-QAM	21.79	22.01	21.55		
15	1	1	256-QAM	19.67	19.86	19.41		
Limit	EIRP < 2W			Result			Pass	

NR RedCap n2 Maximum Average Power [dBm] (GT - LC = 8.5 dB)								
BW [MHz]	RB Size	RB Offset	Mod	Lowest	Middle	Highest	EIRP (dBm)	EIRP(W)
20	1	1	PI/2 BPSK	24.08	24.38	24.03	32.9	1.9498
20	1	49		24.37	24.05	23.92		
20	25	12		24.33	24.39	24.03		
20	1	0		23.61	23.89	23.55		
20	1	50		23.90	23.56	23.46		
20	50	0		23.86	23.84	23.56		
20	1	1	QPSK	24.00	24.40	24.03		
20	1	49		24.36	24.01	23.92		
20	25	12		24.36	24.37	24.03		
20	1	0		23.04	23.43	23.05		
20	1	50		23.40	23.07	22.96		
20	50	0		23.32	23.34	23.04		
20	1	1	16-QAM	23.31	23.54	23.16	32.04	1.5996
20	1	1	64-QAM	21.77	22.00	21.60		
20	1	1	256-QAM	19.64	19.82	19.43		
Limit	EIRP < 2W			Result			Pass	

NR RedCap n5 Maximum Average Power [dBm] (GT - LC = 9.9 dB)								
BW [MHz]	RB Size	RB Offset	Mod	Lowest	Middle	Highest	ERP (dBm)	ERP(W)
10	1	1	PI/2 BPSK	24.27	24.36	24.18	32.18	1.6520
10	1	22		24.32	24.28	24.23		
10	12	6		24.33	24.40	24.41		
10	1	0		23.76	23.78	23.69		
10	1	23		23.80	23.78	23.90		
10	24	0		23.86	23.84	23.91		
10	1	1	QPSK	24.26	24.36	24.18		
10	1	22		24.30	24.26	24.38		
10	12	6		24.36	24.43	24.42		
10	1	0		23.30	23.29	23.10		
10	1	23		23.21	23.18	23.48		
10	24	0		23.36	23.30	23.38		
10	1	1	16-QAM	23.57	23.29	23.50	31.32	1.3552
10	1	1	64-QAM	21.96	21.78	21.87		
10	1	1	256-QAM	19.91	19.80	19.82		
Limit	ERP < 7W			Result			Pass	

NR RedCap n5 Maximum Average Power [dBm] (GT - LC = 9.9 dB)								
BW [MHz]	RB Size	RB Offset	Mod	Lowest	Middle	Highest	ERP (dBm)	ERP(W)
15	1	1	PI/2 BPSK	24.20	24.25	24.25	32.16	1.6444
15	1	36		24.21	24.26	24.40		
15	18	9		24.30	24.34	24.37		
15	1	0		23.75	23.77	23.73		
15	1	37		23.73	23.82	23.92		
15	36	0		23.82	23.83	23.86		
15	1	1	QPSK	24.22	24.23	24.27		
15	1	36		24.14	24.26	24.41		
15	18	9		24.27	24.35	24.31		
15	1	0		23.25	23.22	23.22		
15	1	37		23.12	23.29	23.52		
15	36	0		23.30	23.29	23.30		
15	1	1	16-QAM	23.52	23.39	23.21	31.27	1.3397
15	1	1	64-QAM	21.95	21.88	21.65		
15	1	1	256-QAM	19.87	19.86	19.73		
Limit	ERP < 7W			Result			Pass	

NR RedCap n5 Maximum Average Power [dBm] (GT - LC = 9.9 dB)								
BW [MHz]	RB Size	RB Offset	Mod	Lowest	Middle	Highest	ERP (dBm)	ERP(W)
20	1	1	PI/2 BPSK	24.17	24.23	24.18	32.16	1.6444
20	1	49		24.16	24.40	24.41		
20	25	12		24.23	24.36	24.34		
20	1	0		23.70	23.70	23.72		
20	1	50		23.65	23.89	23.93		
20	50	0		23.81	23.82	23.79		
20	1	1	QPSK	24.15	24.20	24.21		
20	1	49		24.18	24.41	24.40		
20	25	12		24.24	24.35	24.36		
20	1	0		23.22	23.28	23.16		
20	1	50		23.16	23.48	23.51		
20	50	0		23.27	23.32	23.28		
20	1	1	16-QAM	23.45	23.49	23.34	31.24	1.3305
20	1	1	64-QAM	21.89	21.89	21.77		
20	1	1	256-QAM	19.83	19.84	19.79		
Limit	ERP < 7W			Result			Pass	

NR RedCap n7 Maximum Average Power [dBm] (GT - LC = 8.5 dB)								
BW [MHz]	RB Size	RB Offset	Mod	Lowest	Middle	Highest	EIRP (dBm)	EIRP(W)
10	1	1	PI/2 BPSK	23.59	23.70	23.90	32.55	1.7989
10	1	22		23.70	23.65	23.86		
10	12	6		23.80	23.78	24.05		
10	1	0		23.15	23.22	23.40		
10	1	23		23.18	23.18	23.38		
10	24	0		23.77	23.80	24.03		
10	1	1	QPSK	23.54	23.66	23.85		
10	1	22		23.63	23.64	23.79		
10	12	6		23.82	23.81	24.05		
10	1	0		22.56	22.74	22.94		
10	1	23		22.68	22.62	22.83		
10	24	0		23.28	23.33	23.54		
10	1	1	16-QAM	22.92	23.10	23.24	31.74	1.4928
10	1	1	64-QAM	21.38	21.49	21.64		
10	1	1	256-QAM	19.27	19.37	19.54		
Limit	EIRP < 2W			Result			Pass	

NR RedCap n7 Maximum Average Power [dBm] (GT - LC = 8.5 dB)								
BW [MHz]	RB Size	RB Offset	Mod	Lowest	Middle	Highest	EIRP (dBm)	EIRP(W)
15	1	1	PI/2 BPSK	23.58	23.70	23.83	32.98	1.9861
15	1	36		23.74	23.68	23.90		
15	18	9		24.26	24.23	24.48		
15	1	0		23.07	23.22	23.35		
15	1	37		23.27	23.22	23.42		
15	36	0		23.76	23.76	24.02		
15	1	1	QPSK	23.53	23.66	23.84		
15	1	36		23.63	23.53	23.83		
15	18	9		24.26	24.27	24.48		
15	1	0		22.60	22.78	22.85		
15	1	37		22.81	22.63	22.87		
15	36	0		23.29	23.29	23.53		
15	1	1	16-QAM	22.99	23.04	23.07	31.57	1.4355
15	1	1	64-QAM	21.34	21.46	21.63		
15	1	1	256-QAM	19.24	19.36	19.45		
Limit	EIRP < 2W			Result			Pass	

NR RedCap n7 Maximum Average Power [dBm] (GT - LC = 8.5 dB)								
BW [MHz]	RB Size	RB Offset	Mod	Lowest	Middle	Highest	EIRP (dBm)	EIRP(W)
20	1	1	PI/2 BPSK	23.57	23.73	23.75	32.99	1.9907
20	1	49		23.76	23.60	23.85		
20	25	12		24.31	24.33	24.49		
20	1	0		23.56	23.20	23.27		
20	1	50		23.29	23.11	23.38		
20	50	0		23.79	23.78	23.99		
20	1	1	QPSK	23.53	23.63	23.70		
20	1	49		23.72	23.52	23.81		
20	25	12		24.34	24.30	24.47		
20	1	0		22.53	22.66	22.78		
20	1	50		22.71	22.58	22.90		
20	50	0		23.31	23.29	23.50		
20	1	1	16-QAM	22.89	22.99	23.03	31.53	1.4223
20	1	1	64-QAM	21.30	21.49	21.44		
20	1	1	256-QAM	19.24	19.32	19.38		
Limit	EIRP < 2W			Result			Pass	

NR RedCap n12 Maximum Average Power [dBm] (GT - LC = 9.1 dB)								
BW [MHz]	RB Size	RB Offset	Mod	Lowest	Middle	Highest	ERP (dBm)	ERP(W)
10	1	1	PI/2 BPSK	24.30	24.34	24.23	31.42	1.3868
10	1	22		24.20	24.18	24.05		
10	12	6		24.41	24.40	24.23		
10	1	0		23.82	23.86	23.73		
10	1	23		23.73	23.69	23.58		
10	24	0		23.86	23.85	23.73		
10	1	1	QPSK	24.26	24.34	24.22		
10	1	22		24.24	24.20	24.02		
10	12	6		24.47	24.40	24.28		
10	1	0		23.34	23.40	23.29		
10	1	23		23.15	23.17	23.06		
10	24	0		23.35	23.38	23.21		
10	1	1	16-QAM	23.57	23.72	23.46	30.67	1.1668
10	1	1	64-QAM	22.03	22.14	21.95		
10	1	1	256-QAM	19.90	20.00	19.86		
Limit	ERP < 3W			Result			Pass	

NR RedCap n12 Maximum Average Power [dBm] (GT - LC = 9.1 dB)								
BW [MHz]	RB Size	RB Offset	Mod	Lowest	Middle	Highest	ERP (dBm)	ERP(W)
15	1	1	PI/2 BPSK	24.38	24.36	24.38	31.36	1.3677
15	1	36		24.08	24.07	24.02		
15	18	9		24.40	24.35	24.32		
15	1	0		23.90	23.89	23.86		
15	1	37		23.61	23.58	23.55		
15	36	0		23.84	23.86	23.82		
15	1	1	QPSK	24.29	24.31	24.30		
15	1	36		24.11	24.06	24.04		
15	18	9		24.41	24.33	24.28		
15	1	0		23.35	23.35	23.40		
15	1	37		23.12	23.08	23.11		
15	36	0		23.38	23.38	23.33		
15	1	1	16-QAM	23.61	23.66	23.65	30.61	1.1508
15	1	1	64-QAM	22.06	22.10	22.10		
15	1	1	256-QAM	19.95	20.00	19.96		
Limit	ERP < 3W			Result			Pass	

NR RedCap n13 Maximum Average Power [dBm] (GT - LC = 9.6 dB)								
BW [MHz]	RB Size	RB Offset	Mod	Lowest	Middle	Highest	ERP (dBm)	ERP(W)
10	1	1	PI/2 BPSK	-	24.11	-	31.74	1.4928
10	1	22		-	24.24	-		
10	12	6		-	24.27	-		
10	1	0		-	23.63	-		
10	1	23		-	23.70	-		
10	24	0		-	23.71	-		
10	1	1	QPSK	-	24.14	-		
10	1	22		-	24.22	-		
10	12	6		-	24.29	-		
10	1	0		-	23.13	-		
10	1	23		-	23.16	-		
10	24	0		-	23.22	-		
10	1	1	16-QAM	-	23.43	-	30.88	1.2246
10	1	1	64-QAM	-	21.86	-		
10	1	1	256-QAM	-	19.77	-		
Limit	ERP < 3W			Result			Pass	

NR RedCap n14 Maximum Average Power [dBm] (GT - LC = 9.7 dB)								
BW [MHz]	RB Size	RB Offset	Mod	Lowest	Middle	Highest	ERP (dBm)	ERP(W)
10	1	1	PI/2 BPSK	-	24.36	-	31.99	1.5812
10	1	22		-	24.19	-		
10	12	6		-	24.38	-		
10	1	0		-	23.89	-		
10	1	23		-	23.71	-		
10	24	0		-	23.89	-		
10	1	1	QPSK	-	24.33	-		
10	1	22		-	24.19	-		
10	12	6		-	24.44	-		
10	1	0		-	23.37	-		
10	1	23		-	23.19	-		
10	24	0		-	23.40	-		
10	1	1	16-QAM	-	23.74	-	31.29	1.3459
10	1	1	64-QAM	-	22.15	-		
10	1	1	256-QAM	-	20.04	-		
Limit	ERP < 3W			Result			Pass	

NR RedCap n25 Maximum Average Power [dBm] (GT - LC = 8.5 dB)								
BW [MHz]	RB Size	RB Offset	Mod	Lowest	Middle	Highest	EIRP (dBm)	EIRP(W)
10	1	1	PI/2 BPSK	24.13	24.30	23.91	32.85	1.9275
10	1	22		24.26	24.13	24.02		
10	12	6		24.30	24.31	24.07		
10	1	0		23.66	23.79	23.40		
10	1	23		23.75	23.58	23.52		
10	24	0		23.76	23.77	23.56		
10	1	1	QPSK	24.10	24.26	23.90		
10	1	22		24.25	24.06	24.02		
10	12	6		24.32	24.35	24.12		
10	1	0		23.11	23.31	22.93		
10	1	23		23.31	23.12	23.03		
10	24	0		23.27	23.30	23.10		
10	1	1	16-QAM	23.41	23.49	23.05	31.99	1.5812
10	1	1	64-QAM	21.78	21.93	21.54		
10	1	1	256-QAM	19.71	19.80	19.45		
Limit	EIRP < 2W			Result			Pass	

NR RedCap n25 Maximum Average Power [dBm] (GT - LC = 8.5 dB)								
BW [MHz]	RB Size	RB Offset	Mod	Lowest	Middle	Highest	EIRP (dBm)	EIRP(W)
15	1	1	PI/2 BPSK	24.10	24.30	23.94	32.94	1.9679
15	1	36		24.37	24.03	24.01		
15	18	9		24.28	24.29	24.04		
15	1	0		23.62	23.81	23.47		
15	1	37		23.88	23.53	23.56		
15	36	0		23.77	23.80	23.54		
15	1	1	QPSK	24.12	24.25	23.87		
15	1	36		24.44	24.00	23.96		
15	18	9		24.26	24.24	24.00		
15	1	0		23.10	23.33	22.93		
15	1	37		23.39	23.08	23.12		
15	36	0		23.27	23.28	23.02		
15	1	1	16-QAM	23.29	23.45	23.10	31.95	1.5668
15	1	1	64-QAM	21.81	21.93	21.57		
15	1	1	256-QAM	19.68	19.79	19.41		
Limit	EIRP < 2W			Result			Pass	

NR RedCap n25 Maximum Average Power [dBm] (GT - LC = 8.5 dB)								
BW [MHz]	RB Size	RB Offset	Mod	Lowest	Middle	Highest	EIRP (dBm)	EIRP(W)
20	1	1	PI/2 BPSK	24.03	24.30	23.91	32.82	1.9143
20	1	49		24.32	23.99	24.05		
20	25	12		24.31	24.32	24.06		
20	1	0		23.59	23.81	23.44		
20	1	50		23.87	23.50	23.55		
20	50	0		23.84	23.80	23.54		
20	1	1	QPSK	24.01	24.26	23.90		
20	1	49		24.32	23.94	23.98		
20	25	12		24.32	24.31	24.05		
20	1	0		23.05	23.33	22.98		
20	1	50		23.36	22.98	23.09		
20	50	0		23.33	23.28	23.03		
20	1	1	16-QAM	23.34	23.42	23.09	31.92	1.5560
20	1	1	64-QAM	21.77	21.87	21.56		
20	1	1	256-QAM	19.63	19.76	19.46		
Limit	EIRP < 2W			Result			Pass	

Part22H NR RedCap n26 Maximum Average Power [dBm] (GT - LC = 9.9 dB)								
BW [MHz]	RB Size	RB Offset	Mod	Lowest	Middle	Highest	ERP (dBm)	ERP(W)
10	1	1	PI/2 BPSK	24.30	24.32	24.20	32.2	1.6596
10	1	22		24.33	24.29	24.45		
10	12	6		24.41	24.36	24.41		
10	1	0		23.78	23.80	23.70		
10	1	23		23.77	23.80	23.97		
10	24	0		23.90	23.85	23.94		
10	1	1	QPSK	24.31	24.34	24.22		
10	1	22		24.29	24.27	24.44		
10	12	6		24.40	24.39	24.44		
10	1	0		23.29	23.30	23.16		
10	1	23		23.28	23.22	23.40		
10	24	0		23.33	23.32	23.36		
10	1	1	16-QAM	23.52	23.35	23.52	31.27	1.3397
10	1	1	64-QAM	21.91	21.79	21.93		
10	1	1	256-QAM	19.89	19.80	19.83		
Limit	ERP < 7W			Result			Pass	

Part22H NR RedCap n26 Maximum Average Power [dBm] (GT - LC = 9.9 dB)								
BW [MHz]	RB Size	RB Offset	Mod	Lowest	Middle	Highest	ERP (dBm)	ERP(W)
15	1	1	PI/2 BPSK	24.25	24.26	24.19	32.18	1.6520
15	1	36		24.24	24.29	24.43		
15	18	9		24.31	24.30	24.34		
15	1	0		23.77	23.81	23.69		
15	1	37		23.73	23.82	23.89		
15	36	0		23.83	23.82	23.81		
15	1	1	QPSK	24.26	24.25	24.22		
15	1	36		24.16	24.30	24.42		
15	18	9		24.28	24.34	24.33		
15	1	0		23.21	23.12	23.23		
15	1	37		23.14	23.27	23.45		
15	36	0		23.27	23.33	23.28		
15	1	1	16-QAM	23.47	23.38	23.23	31.22	1.3243
15	1	1	64-QAM	21.89	21.81	21.69		
15	1	1	256-QAM	19.81	19.79	19.72		
Limit	ERP < 7W			Result			Pass	

Part22H NR RedCap n26 Maximum Average Power [dBm] (GT - LC = 9.9 dB)								
BW [MHz]	RB Size	RB Offset	Mod	Lowest	Middle	Highest	ERP (dBm)	ERP(W)
20	1	1	PI/2 BPSK	24.20	24.22	24.22	32.19	1.6558
20	1	49		24.21	24.37	24.44		
20	25	12		24.26	24.36	24.36		
20	1	0		23.69	23.74	23.72		
20	1	50		23.70	23.85	23.95		
20	50	0		23.84	23.82	23.76		
20	1	1	QPSK	24.17	24.23	24.25		
20	1	49		24.20	24.39	24.42		
20	25	12		24.24	24.35	24.35		
20	1	0		23.19	23.21	23.12		
20	1	50		23.17	23.40	23.44		
20	50	0		23.26	23.32	23.28		
20	1	1	16-QAM	23.41	23.46	23.29	31.21	1.3213
20	1	1	64-QAM	21.82	21.83	21.72		
20	1	1	256-QAM	19.75	19.82	19.72		
Limit	ERP < 7W			Result			Pass	

NR RedCap n30 Maximum Average Power [dBm] (GT - LC = 0 dB)								
BW [MHz]	RB Size	RB Offset	Mod	Lowest	Middle	Highest	EIRP (dBm)	EIRP(W)
10	1	1	PI/2 BPSK	-	23.20	-	23.92	0.2466
10	1	22		-	23.22	-		
10	12	6		-	23.92	-		
10	1	0		-	22.76	-		
10	1	23		-	22.82	-		
10	24	0		-	23.42	-		
10	1	1	QPSK	-	23.25	-		
10	1	22		-	23.15	-		
10	12	6		-	20.99	-		
10	1	0		-	22.24	-		
10	1	23		-	22.27	-		
10	24	0		-	22.97	-		
10	1	1	16-QAM	-	22.67	-	22.67	0.1849
10	1	1	64-QAM	-	20.98	-		
10	1	1	256-QAM	-	18.95	-		
Limit	EIRP < 250 mW/5MHz			Result			Pass	

Total EIRP power is less than partial EIRP limit 250 mW/5MHz.

NR RedCap n38 Maximum Average Power [dBm] (GT - LC = 6 dB)								
BW [MHz]	RB Size	RB Offset	Mod	Lowest	Middle	Highest	EIRP (dBm)	EIRP(W)
10	1	1	PI/2 BPSK	23.86	23.86	24.14	30.25	1.0593
10	1	22		23.80	23.94	24.12		
10	12	6		23.89	24.01	24.21		
10	1	0		23.38	23.36	23.65		
10	1	23		23.27	23.43	23.64		
10	24	0		23.40	23.48	23.74		
10	1	1	QPSK	23.89	23.95	24.18		
10	1	22		23.79	24.02	24.13		
10	12	6		23.91	23.99	24.25		
10	1	0		23.03	22.97	23.27		
10	1	23		22.91	23.03	23.21		
10	24	0		22.98	23.04	23.27		
10	1	1	16-QAM	23.08	23.01	23.35	29.35	0.8610
10	1	1	64-QAM	21.64	21.57	21.86		
10	1	1	256-QAM	19.32	19.29	19.53		
Limit	EIRP < 2W			Result			Pass	

NR RedCap n38 Maximum Average Power [dBm] (GT - LC = 6 dB)								
BW [MHz]	RB Size	RB Offset	Mod	Lowest	Middle	Highest	EIRP (dBm)	EIRP(W)
15	1	1	PI/2 BPSK	23.85	23.79	24.14	30.29	1.0691
15	1	36		23.78	24.00	24.21		
15	18	9		23.83	23.98	24.29		
15	1	0		23.41	23.33	23.67		
15	1	37		23.32	23.55	23.73		
15	36	0		23.39	23.49	23.77		
15	1	1	QPSK	23.94	23.87	24.18		
15	1	36		23.85	24.08	24.24		
15	18	9		23.88	23.97	24.28		
15	1	0		23.00	22.89	23.28		
15	1	37		22.92	23.14	23.32		
15	36	0		22.97	23.06	23.36		
15	1	1	16-QAM	23.03	22.96	23.37	29.37	0.8650
15	1	1	64-QAM	21.56	21.52	21.89		
15	1	1	256-QAM	19.28	19.23	19.52		
Limit	EIRP < 2W			Result			Pass	

NR RedCap n38 Maximum Average Power [dBm] (GT - LC = 6 dB)								
BW [MHz]	RB Size	RB Offset	Mod	Lowest	Middle	Highest	EIRP (dBm)	EIRP(W)
20	1	1	PI/2 BPSK	23.81	23.74	24.12	30.3	1.0715
20	1	49		23.81	24.02	24.13		
20	25	12		23.90	24.02	24.30		
20	1	0		23.34	23.32	23.58		
20	1	50		23.39	23.57	23.67		
20	50	0		23.41	23.53	23.76		
20	1	1	QPSK	23.91	23.80	24.10		
20	1	49		23.90	24.03	24.17		
20	25	12		23.89	24.03	24.29		
20	1	0		23.00	22.88	23.20		
20	1	50		22.99	23.19	23.28		
20	50	0		23.00	23.10	23.32		
20	1	1	16-QAM	22.99	22.88	23.19	29.19	0.8299
20	1	1	64-QAM	21.54	21.52	21.92		
20	1	1	256-QAM	19.36	19.19	19.48		
Limit	EIRP < 2W			Result			Pass	

NR RedCap n41 Maximum Average Power [dBm] (GT - LC = 6 dB)								
BW [MHz]	RB Size	RB Offset	Mod	Lowest	Middle	Highest	EIRP (dBm)	EIRP(W)
10	1	1	PI/2 BPSK	23.81	23.84	24.43	30.47	1.1143
10	1	22		23.76	23.99	24.37		
10	12	6		23.95	24.00	24.47		
10	1	0		23.37	23.36	23.97		
10	1	23		23.33	23.53	23.90		
10	24	0		23.45	23.54	23.98		
10	1	1	QPSK	23.82	23.86	24.43		
10	1	22		23.80	24.00	24.40		
10	12	6		23.94	24.01	24.46		
10	1	0		22.91	22.95	23.54		
10	1	23		22.86	23.11	23.52		
10	24	0		23.00	23.03	23.57		
10	1	1	16-QAM	23.06	23.03	23.63	29.63	0.9183
10	1	1	64-QAM	21.57	21.55	22.22		
10	1	1	256-QAM	19.26	19.22	19.84		
Limit	EIRP < 2W			Result			Pass	

NR RedCap n41 Maximum Average Power [dBm] (GT - LC = 6 dB)								
BW [MHz]	RB Size	RB Offset	Mod	Lowest	Middle	Highest	EIRP (dBm)	EIRP(W)
15	1	1	PI/2 BPSK	23.80	23.79	24.43	30.45	1.1092
15	1	36		23.73	24.01	24.41		
15	18	9		23.88	23.95	24.42		
15	1	0		23.38	23.36	24.00		
15	1	37		23.28	23.59	23.95		
15	36	0		23.43	23.51	24.08		
15	1	1	QPSK	23.92	23.84	24.43		
15	1	36		23.84	24.09	24.44		
15	18	9		23.91	23.95	24.45		
15	1	0		22.94	22.92	23.57		
15	1	37		22.86	23.14	23.50		
15	36	0		22.96	23.05	23.59		
15	1	1	16-QAM	22.98	22.93	23.66	29.66	0.9247
15	1	1	64-QAM	21.55	21.50	22.16		
15	1	1	256-QAM	19.24	19.24	19.89		
Limit	EIRP < 2W			Result			Pass	

NR RedCap n41 Maximum Average Power [dBm] (GT - LC = 6 dB)								
BW [MHz]	RB Size	RB Offset	Mod	Lowest	Middle	Highest	EIRP (dBm)	EIRP(W)
20	1	1	PI/2 BPSK	23.78	23.75	24.44	30.46	1.1117
20	1	49		23.57	24.05	24.42		
20	25	12		23.83	23.99	24.44		
20	1	0		23.31	23.33	23.99		
20	1	50		23.15	23.62	23.96		
20	50	0		23.35	23.51	24.08		
20	1	1	QPSK	23.85	23.80	24.46		
20	1	49		23.68	24.11	24.39		
20	25	12		23.89	24.02	24.45		
20	1	0		22.88	22.88	23.57		
20	1	50		22.73	23.20	23.53		
20	50	0		22.86	23.04	23.64		
20	1	1	16-QAM	22.88	22.84	23.55	29.55	0.9016
20	1	1	64-QAM	21.50	21.51	22.26		
20	1	1	256-QAM	19.11	19.25	19.85		
Limit	EIRP < 2W			Result			Pass	

NR RedCap n66 Maximum Average Power [dBm] (GT - LC = 5.5 dB)								
BW [MHz]	RB Size	RB Offset	Mod	Lowest	Middle	Highest	EIRP (dBm)	EIRP(W)
10	1	1	PI/2 BPSK	24.03	24.21	24.10	29.86	0.9683
10	1	22		24.01	24.31	24.06		
10	12	6		24.08	24.33	24.19		
10	1	0		23.54	23.68	23.63		
10	1	23		23.48	23.82	23.56		
10	24	0		23.57	23.82	23.67		
10	1	1	QPSK	24.01	24.23	24.08		
10	1	22		23.94	24.26	24.11		
10	12	6		24.13	24.36	24.23		
10	1	0		23.02	23.27	23.14		
10	1	23		22.98	23.29	23.06		
10	24	0		23.06	23.33	23.17		
10	1	1	16-QAM	23.32	23.35	23.36	28.86	0.7691
10	1	1	64-QAM	21.73	21.81	21.80		
10	1	1	256-QAM	19.66	19.76	19.71		
Limit	EIRP < 1W			Result			Pass	

NR RedCap n66 Maximum Average Power [dBm] (GT - LC = 5.5 dB)								
BW [MHz]	RB Size	RB Offset	Mod	Lowest	Middle	Highest	EIRP (dBm)	EIRP(W)
15	1	1	PI/2 BPSK	23.97	24.13	24.03	29.8	0.9550
15	1	36		23.96	24.26	23.95		
15	18	9		24.01	24.30	24.03		
15	1	0		23.47	23.64	23.58		
15	1	37		23.44	23.78	23.48		
15	36	0		23.51	23.77	23.59		
15	1	1	QPSK	23.90	24.15	24.02		
15	1	36		23.88	24.23	23.88		
15	18	9		24.01	24.27	24.02		
15	1	0		22.96	23.19	23.05		
15	1	37		22.93	23.30	22.96		
15	36	0		23.00	23.30	23.06		
15	1	1	16-QAM	23.18	23.27	23.26	28.77	0.7534
15	1	1	64-QAM	21.69	21.74	21.72		
15	1	1	256-QAM	19.61	19.68	19.59		
Limit	EIRP < 1W			Result			Pass	

NR RedCap n66 Maximum Average Power [dBm] (GT - LC = 5.5 dB)								
BW [MHz]	RB Size	RB Offset	Mod	Lowest	Middle	Highest	EIRP (dBm)	EIRP(W)
20	1	1	PI/2 BPSK	23.94	24.11	24.14	29.83	0.9616
20	1	49		23.90	24.24	23.95		
20	25	12		24.00	24.32	24.16		
20	1	0		23.49	23.60	23.63		
20	1	50		23.42	23.77	23.48		
20	50	0		23.46	23.80	23.62		
20	1	1	QPSK	23.80	24.14	24.10		
20	1	49		23.88	24.26	23.95		
20	25	12		23.99	24.33	24.17		
20	1	0		22.90	23.10	23.14		
20	1	50		22.92	23.28	23.00		
20	50	0		22.99	23.31	23.17		
20	1	1	16-QAM	23.17	23.24	23.24	28.74	0.7482
20	1	1	64-QAM	21.57	21.69	21.71		
20	1	1	256-QAM	19.53	19.66	19.66		
Limit	EIRP < 1W			Result			Pass	

NR RedCap n71 Maximum Average Power [dBm] (GT - LC = 8.9 dB)								
BW [MHz]	RB Size	RB Offset	Mod	Lowest	Middle	Highest	ERP (dBm)	ERP(W)
10	1	1	PI/2 BPSK	24.19	24.25	24.36	31.24	1.3305
10	1	22		24.09	24.40	24.41		
10	12	6		24.16	24.42	24.48		
10	1	0		23.66	23.75	23.85		
10	1	23		23.61	23.87	23.89		
10	24	0		23.65	23.92	23.98		
10	1	1	QPSK	24.23	24.33	24.34		
10	1	22		24.07	24.34	24.48		
10	12	6		24.19	24.38	24.49		
10	1	0		23.25	23.29	23.36		
10	1	23		23.08	23.34	23.45		
10	24	0		23.14	23.38	23.49		
10	1	1	16-QAM	23.17	23.22	23.60	30.35	1.0839
10	1	1	64-QAM	21.65	21.69	22.01		
10	1	1	256-QAM	19.68	19.74	19.91		
Limit	ERP < 3W			Result			Pass	

NR RedCap n71 Maximum Average Power [dBm] (GT - LC = 8.9 dB)								
BW [MHz]	RB Size	RB Offset	Mod	Lowest	Middle	Highest	ERP (dBm)	ERP(W)
15	1	1	PI/2 BPSK	24.08	24.04	24.37	31.23	1.3274
15	1	36		24.20	24.36	24.42		
15	18	9		24.09	24.35	24.48		
15	1	0		23.58	23.54	23.85		
15	1	37		23.70	23.88	23.90		
15	36	0		23.56	23.82	23.92		
15	1	1	QPSK	24.14	24.09	24.29		
15	1	36		24.28	24.31	24.48		
15	18	9		24.15	24.39	24.43		
15	1	0		23.16	23.09	23.29		
15	1	37		23.32	23.40	23.44		
15	36	0		23.11	23.33	23.43		
15	1	1	16-QAM	23.09	23.21	23.38	30.13	1.0304
15	1	1	64-QAM	21.42	21.70	21.83		
15	1	1	256-QAM	19.58	19.64	19.81		
Limit	ERP < 3W			Result			Pass	

NR RedCap n71 Maximum Average Power [dBm] (GT - LC = 8.9 dB)								
BW [MHz]	RB Size	RB Offset	Mod	Lowest	Middle	Highest	ERP (dBm)	ERP(W)
20	1	1	PI/2 BPSK	24.00	23.97	24.29	31.23	1.3274
20	1	49		24.25	24.33	24.42		
20	25	12		24.11	24.31	24.45		
20	1	0		23.53	23.46	23.76		
20	1	50		23.74	23.85	23.92		
20	50	0		23.49	23.95	23.81		
20	1	1	QPSK	24.04	23.93	24.35		
20	1	49		24.33	24.34	24.48		
20	25	12		24.20	24.30	24.43		
20	1	0		23.07	22.97	23.38		
20	1	50		23.32	23.39	23.53		
20	50	0		23.04	23.40	23.36		
20	1	1	16-QAM	23.04	23.27	23.19	30.02	1.0046
20	1	1	64-QAM	21.51	21.69	21.65		
20	1	1	256-QAM	19.51	19.56	19.75		
Limit	ERP < 3W			Result			Pass	

Part 27O NR RedCap n77 Maximum Average Power [dBm] (GT - LC = 5.5 dB)								
BW [MHz]	RB Size	RB Offset	Mod	Lowest	Middle	Highest	EIRP (dBm)	EIRP(W)
10	1	1	PI/2 BPSK	24.28	23.96	23.84	29.87	0.9705
10	1	22		24.23	23.99	23.84		
10	12	6		24.36	24.10	23.92		
10	1	0		23.73	23.46	23.34		
10	1	23		23.74	23.48	23.33		
10	24	0		23.87	23.57	23.43		
10	1	1	QPSK	24.29	24.02	23.86		
10	1	22		24.25	24.05	23.88		
10	12	6		24.37	24.08	23.90		
10	1	0		23.34	23.02	22.90		
10	1	23		23.31	23.02	22.91		
10	24	0		23.39	23.10	22.92		
10	1	1	16-QAM	23.41	23.06	22.92	28.91	0.7780
10	1	1	64-QAM	21.92	21.61	21.49		
10	1	1	256-QAM	19.65	19.46	19.11		
Limit	EIRP < 1W			Result			Pass	

Part 27O NR RedCap n77 Maximum Average Power [dBm] (GT - LC = 5.5 dB)								
BW [MHz]	RB Size	RB Offset	Mod	Lowest	Middle	Highest	EIRP (dBm)	EIRP(W)
15	1	1	PI/2 BPSK	24.26	23.97	23.88	29.88	0.9727
15	1	36		24.28	24.00	23.90		
15	18	9		24.36	24.09	24.01		
15	1	0		23.79	23.53	23.42		
15	1	37		23.76	23.51	23.45		
15	36	0		23.84	23.59	23.49		
15	1	1	QPSK	24.29	24.02	23.94		
15	1	36		24.31	24.05	23.92		
15	18	9		24.38	24.08	24.00		
15	1	0		23.34	23.03	22.99		
15	1	37		23.33	23.05	22.95		
15	36	0		23.39	23.09	23.00		
15	1	1	16-QAM	23.43	23.07	23.04	28.93	0.7816
15	1	1	64-QAM	21.97	21.59	21.59		
15	1	1	256-QAM	19.70	19.45	19.20		
Limit	EIRP < 1W			Result			Pass	

Part 27O NR RedCap n77 Maximum Average Power [dBm] (GT - LC = 5.5 dB)								
BW [MHz]	RB Size	RB Offset	Mod	Lowest	Middle	Highest	EIRP (dBm)	EIRP(W)
20	1	1	PI/2 BPSK	24.24	23.97	23.89	29.93	0.9840
20	1	49		24.27	23.96	23.86		
20	25	12		24.43	24.15	24.02		
20	1	0		23.77	23.48	23.36		
20	1	50		23.76	23.48	23.38		
20	50	0		23.88	23.62	23.50		
20	1	1	QPSK	24.34	24.00	23.91		
20	1	49		24.27	24.01	23.90		
20	25	12		24.42	24.10	24.02		
20	1	0		23.31	23.05	22.97		
20	1	50		23.35	23.06	22.97		
20	50	0		23.43	23.13	23.02		
20	1	1	16-QAM	23.43	23.12	22.95	28.93	0.7816
20	1	1	64-QAM	22.00	21.63	21.56		
20	1	1	256-QAM	19.64	19.44	19.20		
Limit	EIRP < 1W			Result			Pass	

Part 27O NR RedCap n78 Maximum Average Power [dBm] (GT - LC = 5.5 dB)								
BW [MHz]	RB Size	RB Offset	Mod	Lowest	Middle	Highest	EIRP (dBm)	EIRP(W)
10	1	1	PI/2 BPSK	23.99	24.11	23.99	29.67	0.9268
10	1	22		24.00	24.03	23.96		
10	12	6		24.10	24.17	24.08		
10	1	0		23.52	23.59	23.48		
10	1	23		23.53	23.53	23.51		
10	24	0		23.59	23.64	23.59		
10	1	1	QPSK	24.02	24.14	24.01		
10	1	22		24.05	24.08	23.96		
10	12	6		24.12	24.16	24.05		
10	1	0		23.08	23.16	23.07		
10	1	23		23.06	23.12	23.02		
10	24	0		23.09	23.18	23.07		
10	1	1	16-QAM	23.11	23.16	23.05	28.66	0.7345
10	1	1	64-QAM	21.70	21.77	21.61		
10	1	1	256-QAM	19.26	19.42	19.29		
Limit	EIRP < 1W			Result			Pass	

Part 27O NR RedCap n78 Maximum Average Power [dBm] (GT - LC = 5.5 dB)								
BW [MHz]	RB Size	RB Offset	Mod	Lowest	Middle	Highest	EIRP (dBm)	EIRP(W)
15	1	1	PI/2 BPSK	24.03	24.12	24.05	29.69	0.9311
15	1	36		24.04	24.04	24.06		
15	18	9		24.09	24.14	24.16		
15	1	0		23.52	23.62	23.54		
15	1	37		23.55	23.55	23.62		
15	36	0		23.62	23.68	23.65		
15	1	1	QPSK	24.08	24.15	24.10		
15	1	36		24.08	24.06	24.11		
15	18	9		24.11	24.15	24.19		
15	1	0		23.13	23.18	23.11		
15	1	37		23.12	23.06	23.17		
15	36	0		23.15	23.18	23.21		
15	1	1	16-QAM	23.17	23.20	23.12	28.7	0.7413
15	1	1	64-QAM	21.71	21.76	21.73		
15	1	1	256-QAM	19.36	19.42	19.35		
Limit	EIRP < 1W			Result			Pass	

Part 27O NR RedCap n78 Maximum Average Power [dBm] (GT - LC = 5.5 dB)								
BW [MHz]	RB Size	RB Offset	Mod	Lowest	Middle	Highest	EIRP (dBm)	EIRP(W)
20	1	1	PI/2 BPSK	24.08	24.10	24.01	29.7	0.9333
20	1	49		24.05	24.01	24.07		
20	25	12		24.16	24.19	24.16		
20	1	0		23.62	23.67	23.55		
20	1	50		23.60	23.51	23.57		
20	50	0		23.69	23.69	23.63		
20	1	1	QPSK	24.10	24.20	24.07		
20	1	49		24.10	24.06	24.12		
20	25	12		24.18	24.19	24.14		
20	1	0		23.11	23.20	23.09		
20	1	50		23.14	23.14	23.13		
20	50	0		23.21	23.23	23.14		
20	1	1	16-QAM	23.12	23.22	23.03	28.72	0.7447
20	1	1	64-QAM	21.79	21.81	21.67		
20	1	1	256-QAM	19.32	19.41	19.33		
Limit	EIRP < 1W			Result			Pass	

Part 27Q NR RedCap n77 Maximum Average Power [dBm] (GT - LC = 5.5 dB)								
BW [MHz]	RB Size	RB Offset	Mod	Lowest	Middle	Highest	EIRP (dBm)	EIRP(W)
10	1	1	PI/2 BPSK	24.44	24.42	24.43	29.98	0.9954
10	1	22		24.47	24.44	24.47		
10	12	6		24.48	24.44	24.45		
10	1	0		24.13	23.93	23.95		
10	1	23		24.13	24.01	24.05		
10	24	0		24.18	24.07	24.07		
10	1	1	QPSK	24.47	24.45	24.47		
10	1	22		24.48	24.46	24.47		
10	12	6		24.47	24.44	24.46		
10	1	0		23.69	23.51	23.51		
10	1	23		23.73	23.57	23.54		
10	24	0		23.70	23.59	23.58		
10	1	1	16-QAM	23.68	23.51	23.61	29.18	0.8279
10	1	1	64-QAM	22.33	22.08	22.11		
10	1	1	256-QAM	19.91	19.78	19.84		
Limit	EIRP < 1W			Result			Pass	

Part 27Q NR RedCap n77 Maximum Average Power [dBm] (GT - LC = 5.5 dB)								
BW [MHz]	RB Size	RB Offset	Mod	Lowest	Middle	Highest	EIRP (dBm)	EIRP(W)
15	1	1	PI/2 BPSK	24.49	24.41	24.45	29.99	0.9977
15	1	36		24.48	24.43	24.46		
15	18	9		24.44	24.46	24.45		
15	1	0		24.19	23.96	24.00		
15	1	37		24.18	24.08	24.05		
15	36	0		24.27	24.06	24.06		
15	1	1	QPSK	24.48	24.45	24.45		
15	1	36		24.44	24.44	24.44		
15	18	9		24.48	24.45	24.45		
15	1	0		23.73	23.48	23.56		
15	1	37		23.72	23.62	23.54		
15	36	0		23.77	23.57	23.54		
15	1	1	16-QAM	23.77	23.44	23.58	29.27	0.8453
15	1	1	64-QAM	22.31	22.06	22.12		
15	1	1	256-QAM	19.96	19.78	19.80		
Limit	EIRP < 1W			Result			Pass	

Part 27Q NR RedCap n77 Maximum Average Power [dBm] (GT - LC = 5.5 dB)								
BW [MHz]	RB Size	RB Offset	Mod	Lowest	Middle	Highest	EIRP (dBm)	EIRP(W)
20	1	1	PI/2 BPSK	24.48	24.36	24.43	29.98	0.9954
20	1	49		24.47	24.43	24.43		
20	25	12		24.48	24.44	24.44		
20	1	0		24.16	23.90	23.95		
20	1	50		24.11	24.09	23.95		
20	50	0		24.28	24.05	24.01		
20	1	1	QPSK	24.47	24.41	24.48		
20	1	49		24.48	24.46	24.44		
20	25	12		24.48	24.46	24.44		
20	1	0		23.67	23.46	23.51		
20	1	50		23.64	23.61	23.51		
20	50	0		23.76	23.60	23.55		
20	1	1	16-QAM	23.66	23.39	23.58	29.16	0.8241
20	1	1	64-QAM	22.31	22.02	22.15		
20	1	1	256-QAM	19.98	19.73	19.80		
Limit	EIRP < 1W			Result			Pass	

Part 27Q NR RedCap n78 Maximum Average Power [dBm] (GT - LC = 5.5 dB)								
BW [MHz]	RB Size	RB Offset	Mod	Lowest	Middle	Highest	EIRP (dBm)	EIRP(W)
10	1	1	PI/2 BPSK	24.26	24.21	24.17	29.92	0.9817
10	1	22		24.32	24.30	24.23		
10	12	6		24.41	24.35	24.32		
10	1	0		23.78	23.73	23.70		
10	1	23		23.81	23.83	23.76		
10	24	0		23.92	23.86	23.80		
10	1	1	QPSK	24.30	24.25	24.22		
10	1	22		24.32	24.35	24.29		
10	12	6		24.42	24.34	24.31		
10	1	0		23.38	23.28	23.28		
10	1	23		23.39	23.35	23.29		
10	24	0		23.41	23.37	23.32		
10	1	1	16-QAM	23.39	23.29	23.29	28.89	0.7745
10	1	1	64-QAM	22.00	21.88	21.84		
10	1	1	256-QAM	19.63	19.50	19.56		
Limit	EIRP < 1W			Result			Pass	

Part 27Q NR RedCap n78 Maximum Average Power [dBm] (GT - LC = 5.5 dB)								
BW [MHz]	RB Size	RB Offset	Mod	Lowest	Middle	Highest	EIRP (dBm)	EIRP(W)
15	1	1	PI/2 BPSK	24.28	24.19	24.19	29.95	0.9886
15	1	36		24.35	24.27	24.21		
15	18	9		24.45	24.31	24.27		
15	1	0		23.81	23.71	23.72		
15	1	37		23.87	23.81	23.78		
15	36	0		23.96	23.84	23.80		
15	1	1	QPSK	24.33	24.20	24.26		
15	1	36		24.37	24.32	24.25		
15	18	9		24.45	24.33	24.27		
15	1	0		23.36	23.24	23.27		
15	1	37		23.42	23.34	23.31		
15	36	0		23.47	23.37	23.32		
15	1	1	16-QAM	23.45	23.32	23.30	28.95	0.7852
15	1	1	64-QAM	21.97	21.87	21.89		
15	1	1	256-QAM	19.68	19.52	19.56		
Limit	EIRP < 1W			Result			Pass	

Part 27Q NR RedCap n78 Maximum Average Power [dBm] (GT - LC = 5.5 dB)								
BW [MHz]	RB Size	RB Offset	Mod	Lowest	Middle	Highest	EIRP (dBm)	EIRP(W)
20	1	1	PI/2 BPSK	24.33	24.11	24.16	29.96	0.9908
20	1	49		24.33	24.25	24.16		
20	25	12		24.44	24.35	24.25		
20	1	0		23.84	23.66	23.69		
20	1	50		23.86	23.81	23.70		
20	50	0		23.98	23.83	23.76		
20	1	1	QPSK	24.35	24.14	24.23		
20	1	49		24.37	24.24	24.23		
20	25	12		24.46	24.32	24.28		
20	1	0		23.35	23.17	23.25		
20	1	50		23.37	23.33	23.19		
20	50	0		23.51	23.38	23.29		
20	1	1	16-QAM	23.35	23.26	23.21	28.85	0.7674
20	1	1	64-QAM	21.96	21.77	21.80		
20	1	1	256-QAM	19.68	19.41	19.39		
Limit	EIRP < 1W			Result			Pass	

Part90s NR RedCap n26 Maximum Average Power [dBm] (GT - LC = 9.9 dB)								
BW [MHz]	RB Size	RB Offset	Mod	Lowest	Middle	Highest	ERP (dBm)	ERP
10	1	1	PI/2 BPSK	-	24.49	-	32.24	1.6749
10	1	22		-	24.40	-		
10	12	6		-	24.46	-		
10	1	0		-	23.97	-		
10	1	23		-	23.85	-		
10	24	0		-	24.10	-		
10	1	1	QPSK	-	24.45	-		
10	1	22		-	24.36	-		
10	12	6		-	24.48	-		
10	1	0		-	23.46	-		
10	1	23		-	23.33	-		
10	24	0		-	23.55	-		
10	1	1	16-QAM	-	23.92	-	31.67	1.4689
10	1	1	64-QAM	-	22.29	-		
10	1	1	256-QAM	-	20.22	-		
Limit	Power < 100W			Result			Pass	

NR RedCap n26 Straddle Channel Maximum Average Power [dBm] (GT - LC = 9.9 dB)								
BW [MHz]	RB Size	RB Offset	Mod	Lowest	Middle	Highest	ERP (dBm)	ERP
10	1	1	PI/2 BPSK	-	24.43	-	32.18	1.6520
10	1	22		-	24.21	-		
10	12	6		-	24.38	-		
10	1	0		-	23.92	-		
10	1	23		-	23.68	-		
10	24	0		-	23.81	-		
10	1	1	QPSK	-	24.42	-		
10	1	22		-	24.22	-		
10	12	6		-	24.40	-		
10	1	0		-	23.39	-		
10	1	23		-	23.14	-		
10	24	0		-	23.28	-		
10	1	1	16-QAM	-	23.37	-	31.12	1.2942
10	1	1	64-QAM	-	21.87	-		
10	1	1	256-QAM	-	19.85	-		
Limit	Reporting Only			Result			Pass	

NR RedCap n26 Straddle Channel Maximum Average Power [dBm] (GT - LC = 9.9 dB)								
BW [MHz]	RB Size	RB Offset	Mod	Lowest	Middle	Highest	ERP (dBm)	ERP
15	1	1	PI/2 BPSK	-	24.44	-	32.19	1.6558
15	1	36		-	24.19	-		
15	18	9		-	24.34	-		
15	1	0		-	23.96	-		
15	1	37		-	23.69	-		
15	36	0		-	23.81	-		
15	1	1	QPSK	-	24.43	-		
15	1	36		-	24.21	-		
15	18	9		-	24.37	-		
15	1	0		-	23.47	-		
15	1	37		-	23.15	-		
15	36	0		-	23.31	-		
15	1	1	16-QAM	-	23.57	-	31.32	1.3552
15	1	1	64-QAM	-	22.03	-		
15	1	1	256-QAM	-	19.98	-		
Limit	Reporting Only			Result			Pass	

NR RedCap n26 Straddle Channel Maximum Average Power [dBm] (GT - LC = 9.9 dB)								
BW [MHz]	RB Size	RB Offset	Mod	Lowest	Middle	Highest	ERP (dBm)	ERP
20	1	1	PI/2 BPSK	-	24.39	-	32.14	1.6368
20	1	49		-	24.20	-		
20	25	12		-	24.37	-		
20	1	0		-	23.89	-		
20	1	50		-	23.70	-		
20	50	0		-	23.83	-		
20	1	1	QPSK	-	24.36	-		
20	1	49		-	24.21	-		
20	25	12		-	24.32	-		
20	1	0		-	23.36	-		
20	1	50		-	23.20	-		
20	50	0		-	23.32	-		
20	1	1	16-QAM	-	23.82	-	31.57	1.4355
20	1	1	64-QAM	-	22.18	-		
20	1	1	256-QAM	-	20.10	-		
Limit	Reporting Only			Result			Pass	

FR1 n7

<SISO Mode>

Peak-to-Average Ratio

Mode	FR1 n7 / 20MHz / DFT-S OFDM				
Mod.	PI/2 BPSK	QPSK	16QAM	64QAM	Limit: 13dB
RB Size	Full RB	Full RB	Full RB	Full RB	Result
Middle CH	4.10	5.20	5.80	6.20	PASS
Mode	FR1 n7 / 20MHz / DFT-S OFDM				
Mod.	256QAM				Limit: 13dB
RB Size	Full RB				Result
Middle CH	6.46				PASS

FR1 n7 / 20MHz / DFT-S OFDM / Middle Channel / Full RB	
PI/2 BPSK	QPSK
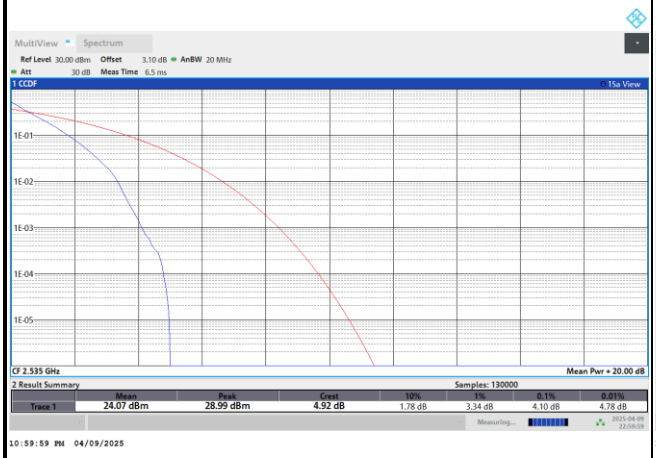	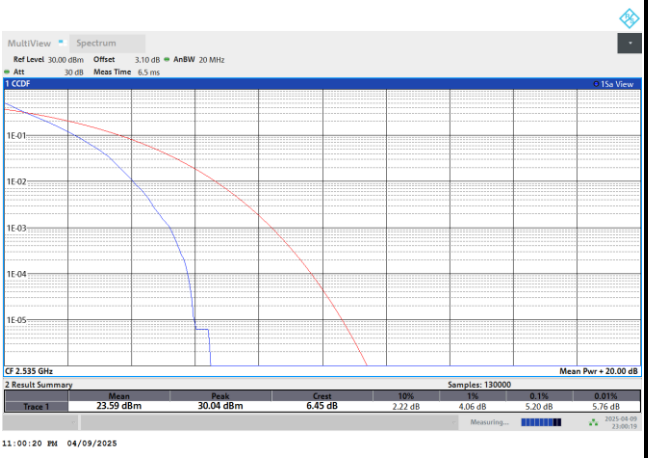
16QAM	64QAM
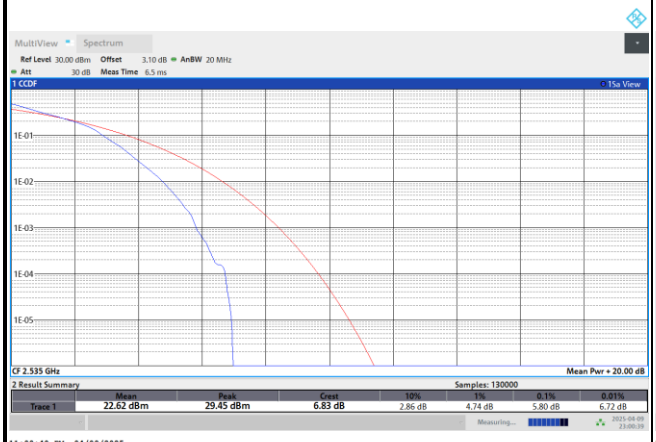	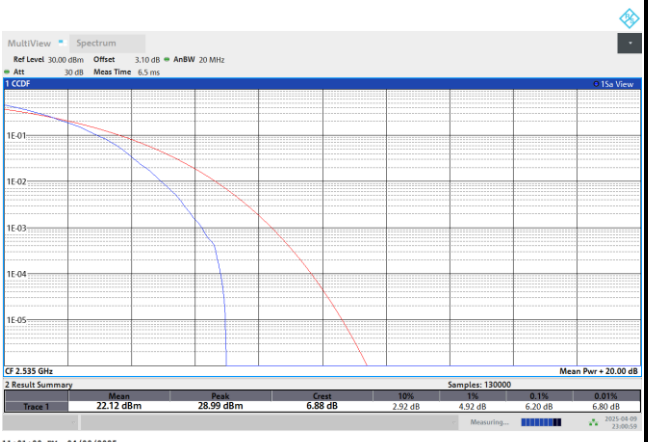
256QAM	
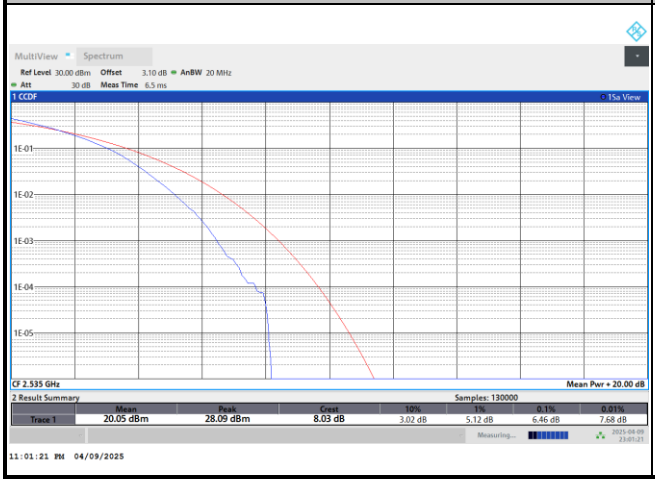	

26dB Bandwidth

Mode	FR1 n7 : 26dB BW(MHz) / DFT-S OFDM							
BW	5MHz		10MHz		15MHz		20MHz	
Mod.	PI/2 BPSK		PI/2 BPSK		PI/2 BPSK		PI/2 BPSK	
Middle CH	4.93		9.61		14.16		19.17	

Mode	FR1 n7 : 26dB BW(MHz) / CP OFDM							
BW	5MHz		10MHz		15MHz		20MHz	
Mod.	QPSK	16QAM	QPSK	16QAM	QPSK	16QAM	QPSK	16QAM
Middle CH	4.90	4.92	9.93	9.96	14.82	14.88	21.32	20.27
Mod.	64QAM	256QAM	64QAM	256QAM	64QAM	256QAM	64QAM	256QAM
Middle CH	4.94	4.91	9.92	9.93	14.83	14.80	20.26	20.27

FR1 n7 / 5MHz / DFT-S OFDM / Middle Channel / Full RB	
PI/2 BPSK	
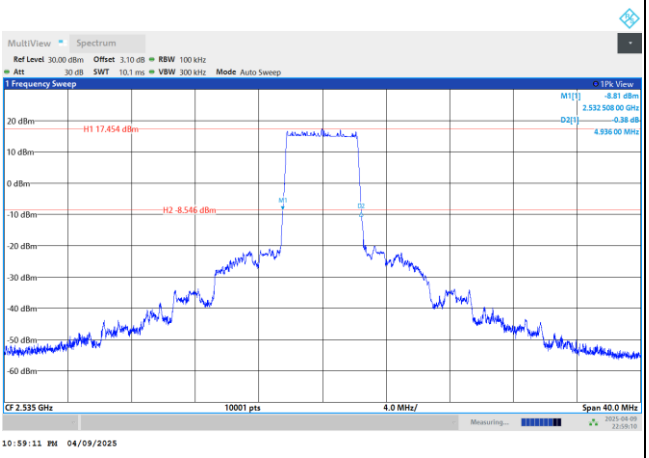	

FR1 n7 / 5MHz / CP OFDM / Middle Channel / Full RB	
QPSK	16QAM
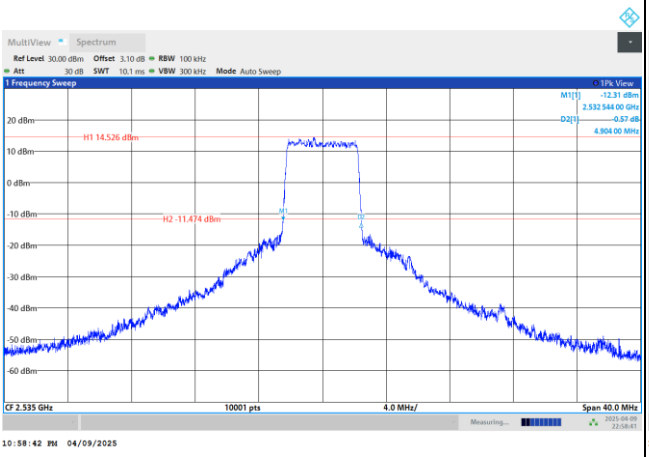	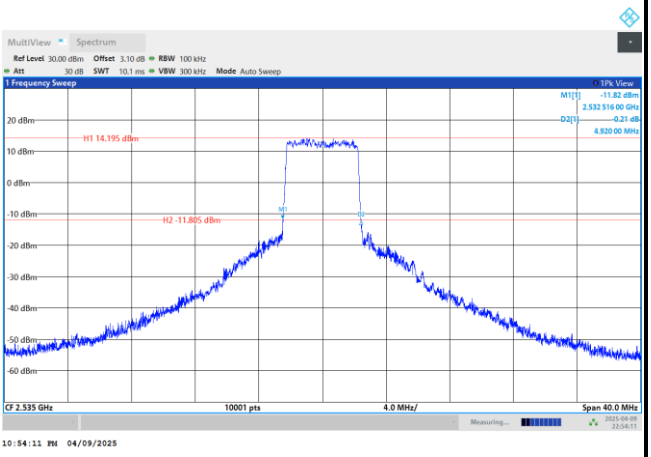
64QAM	256QAM
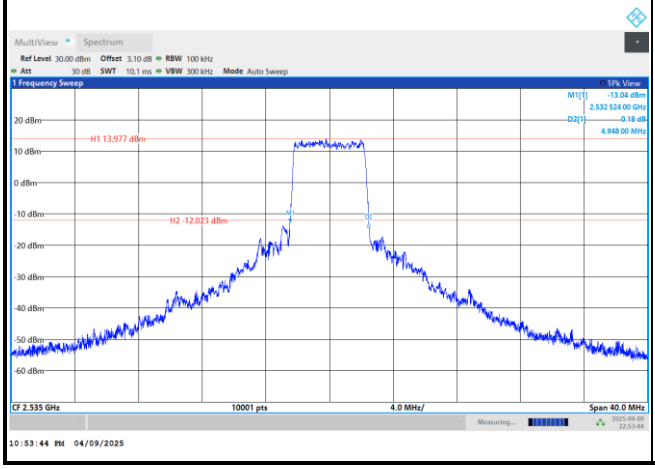	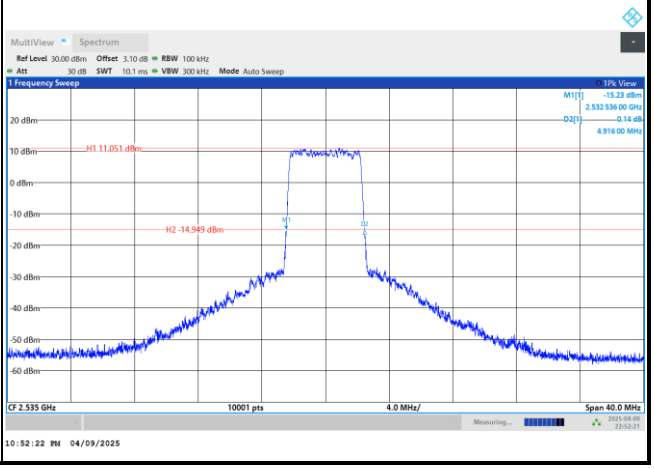

FR1 n7 / 10MHz / DFT-S OFDM / Middle Channel / Full RB	
PI/2 BPSK	
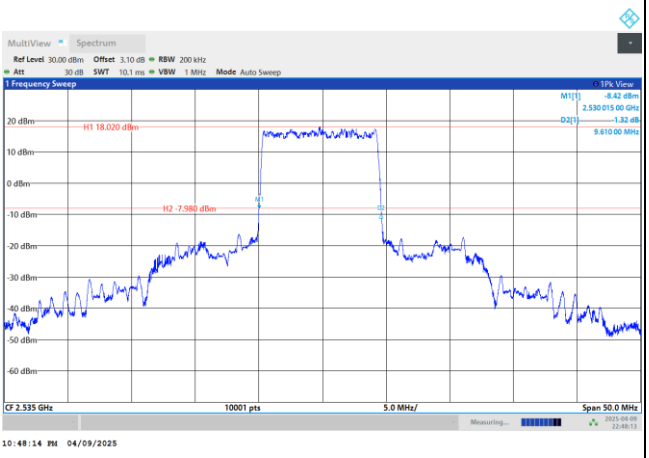	

FR1 n7 / 10MHz / CP OFDM / Middle Channel / Full RB	
QPSK	16QAM
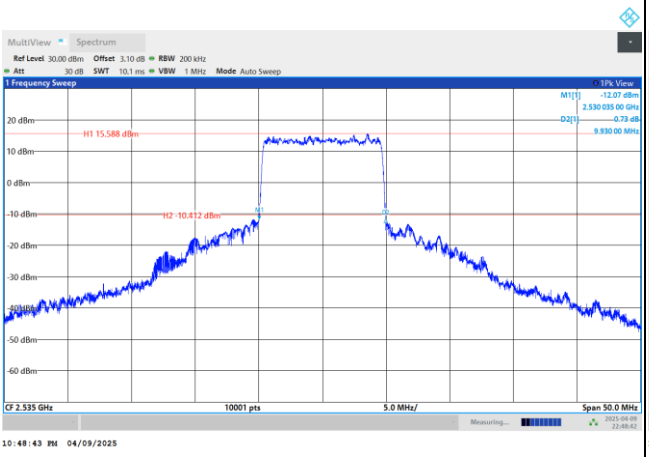	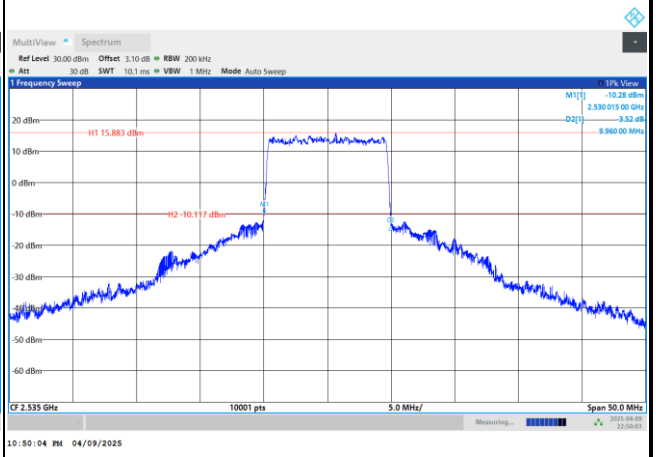
64QAM	256QAM
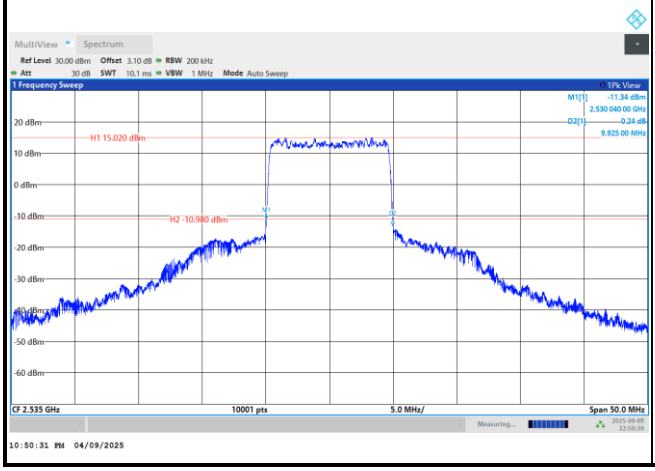	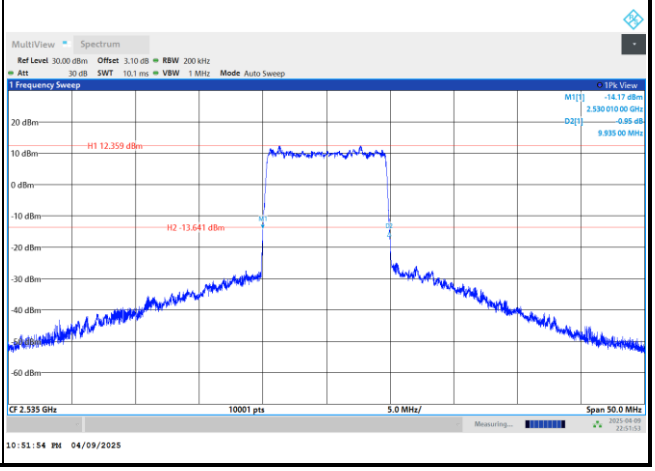

FR1 n7 / 15MHz / DFT-S OFDM / Middle Channel / Full RB	
PI/2 BPSK	
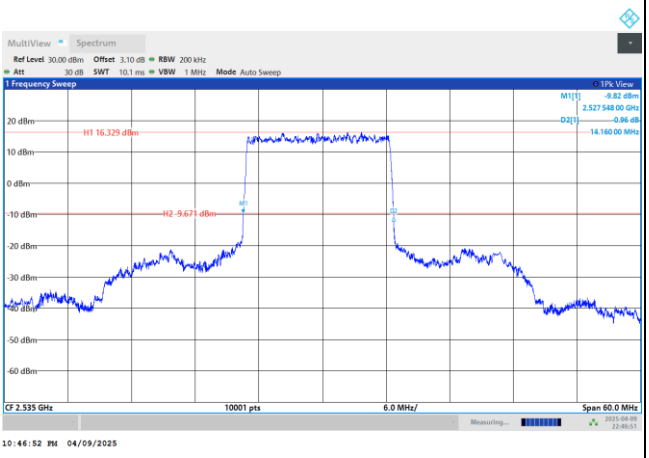	

FR1 n7 / 15MHz / CP OFDM / Middle Channel / Full RB	
QPSK	16QAM
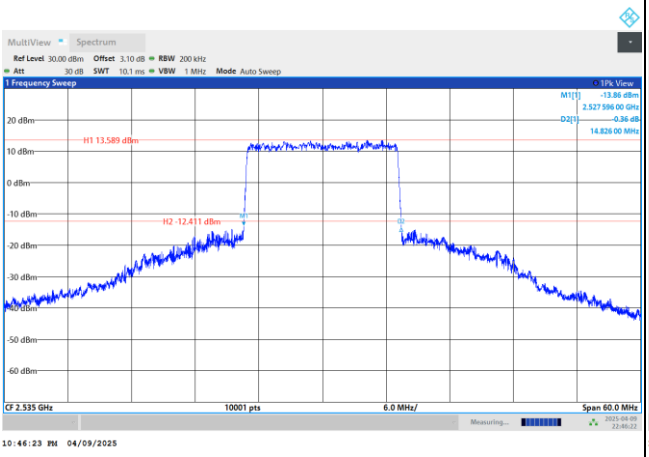	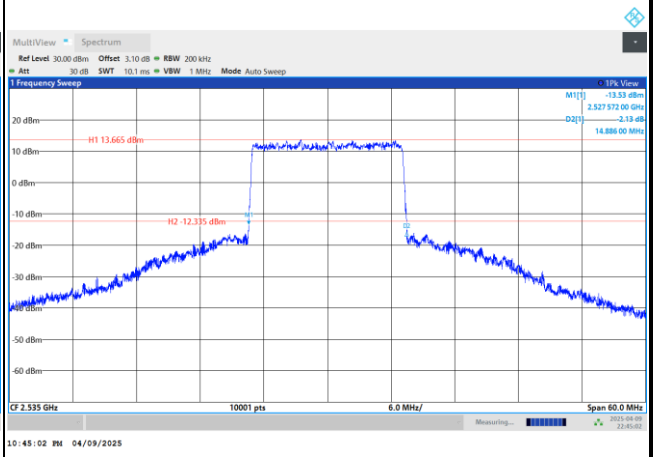
64QAM	256QAM
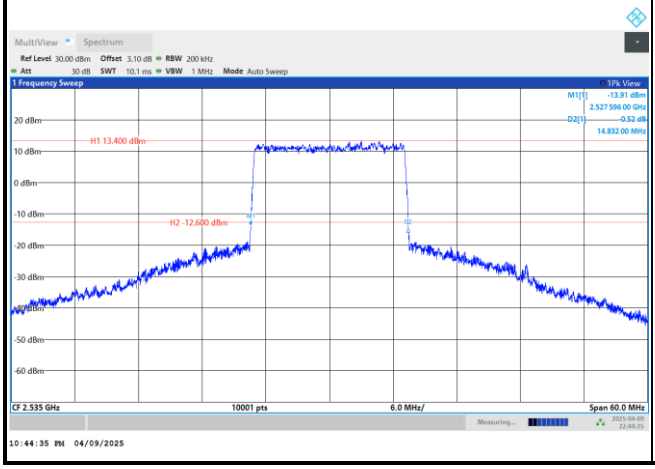	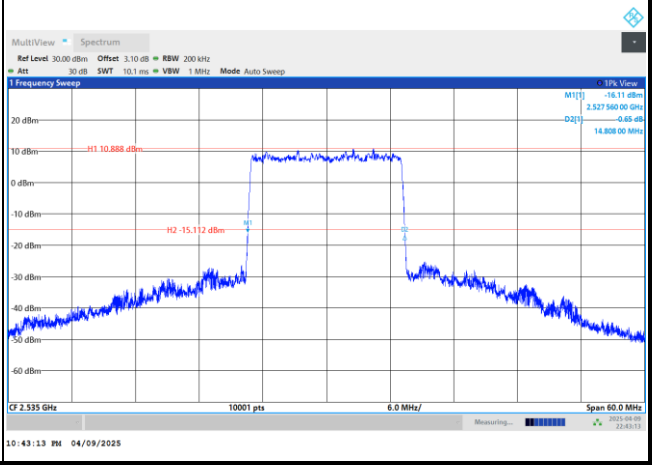

FR1 n7 / 20MHz / DFT-S OFDM / Middle Channel / Full RB	
PI/2 BPSK	
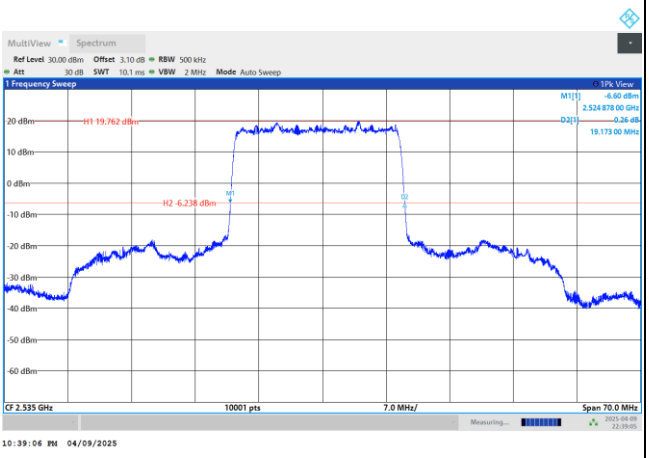	

FR1 n7 / 20MHz / CP OFDM / Middle Channel / Full RB	
QPSK	16QAM
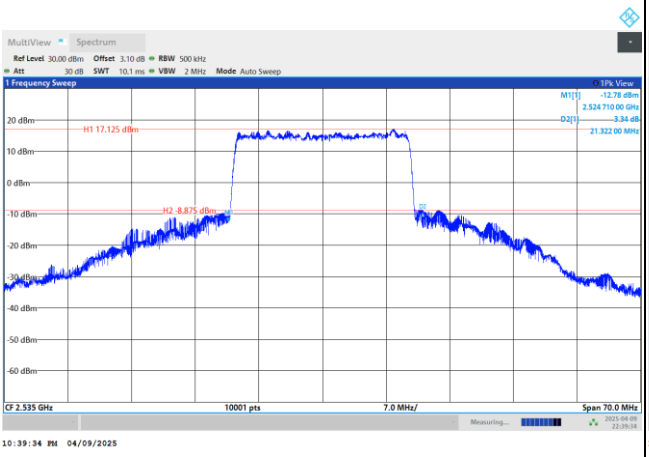	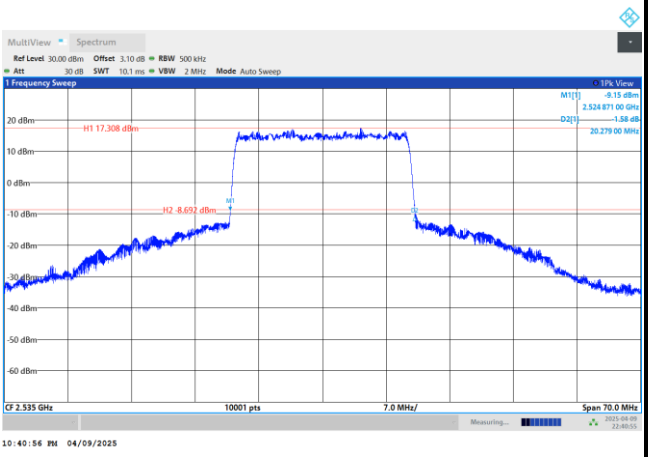
64QAM	256QAM
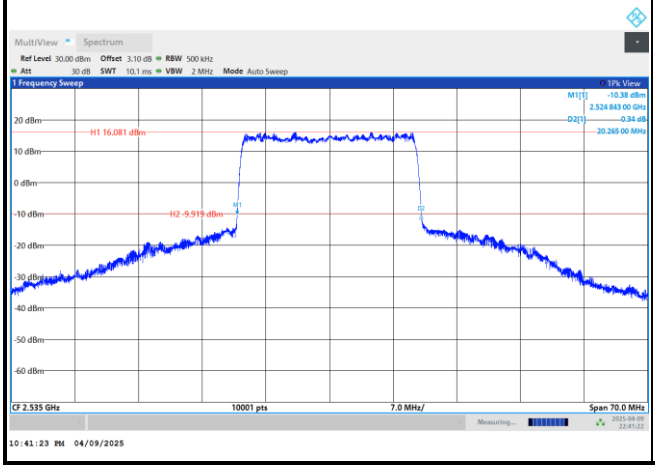	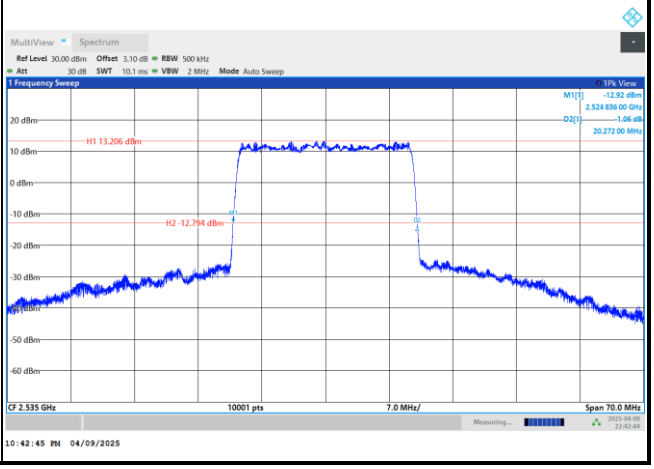

Occupied Bandwidth

Mode	FR1 n7 : 99%OBW(MHz) / DFT-S OFDM							
BW	5MHz		10MHz		15MHz		20MHz	
Mod.	PI/2 BPSK		PI/2 BPSK		PI/2 BPSK		PI/2 BPSK	
Middle CH	4.49		9.02		13.42		18.03	

Mode	FR1 n7 : 99%OBW (MHz) / CP OFDM							
BW	5MHz		10MHz		15MHz		20MHz	
Mod.	QPSK	16QAM	QPSK	16QAM	QPSK	16QAM	QPSK	16QAM
Middle CH	4.49	4.50	9.33	9.34	14.12	14.13	19.12	19.05
Mod.	64QAM	256QAM	64QAM	256QAM	64QAM	256QAM	64QAM	256QAM
Middle CH	4.50	4.49	9.34	9.32	14.13	14.13	19.11	19.01

FR1 n7 / 5MHz / DFT-S OFDM / Middle Channel / Full RB

PI/2 BPSK

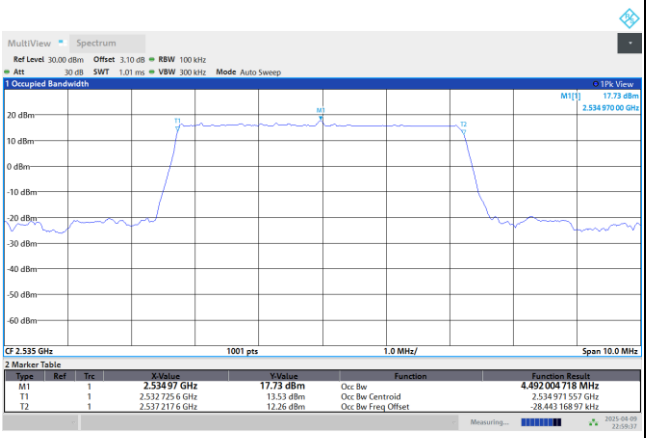

FR1 n7 / 5MHz / CP OFDM / Middle Channel / Full RB

QPSK

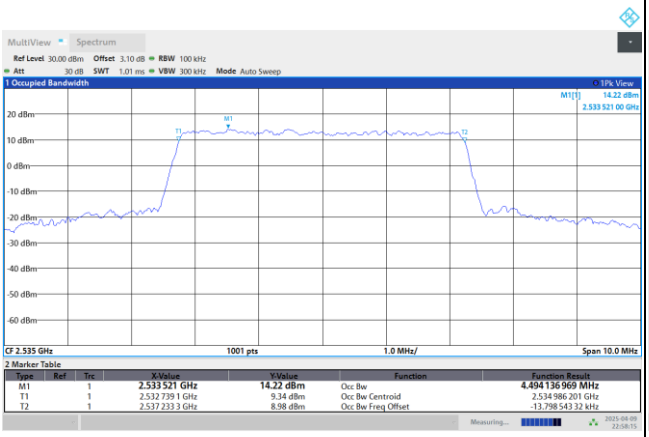

16QAM

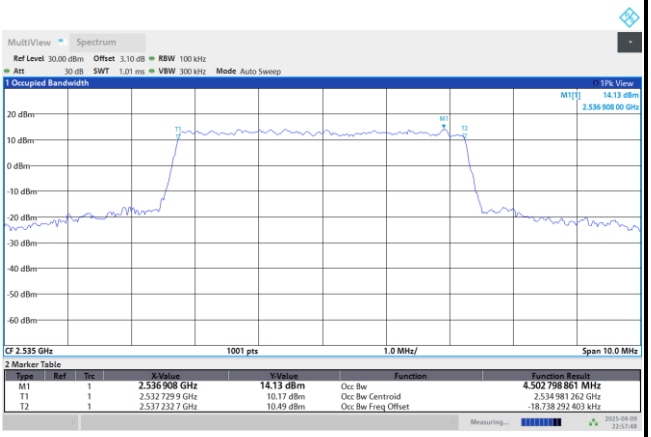

64QAM

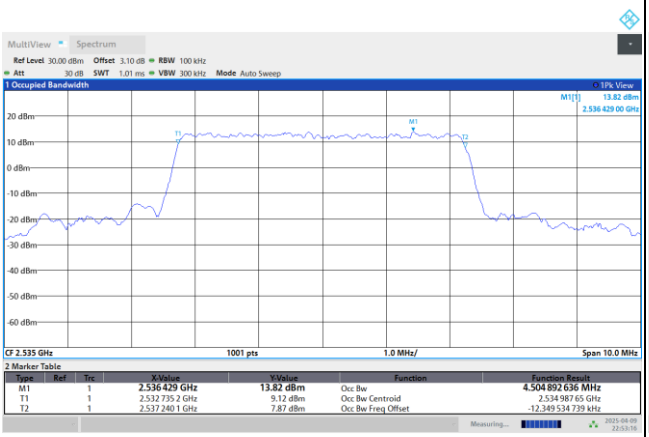

256QAM

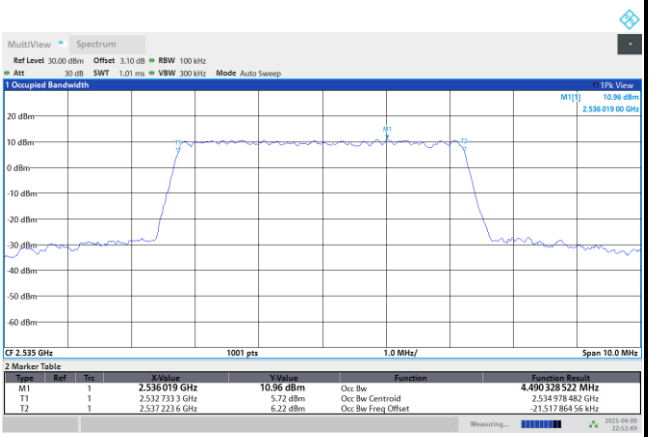

FR1 n7 / 10MHz / DFT-S OFDM / Middle Channel / Full RB

PI/2 BPSK

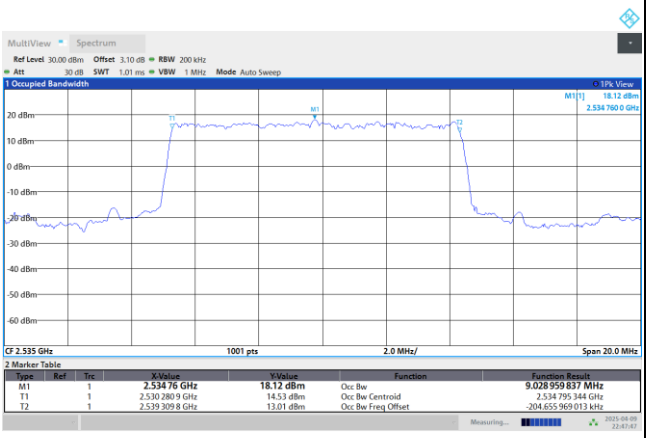

FR1 n7 / 10MHz / CP OFDM / Middle Channel / Full RB

QPSK

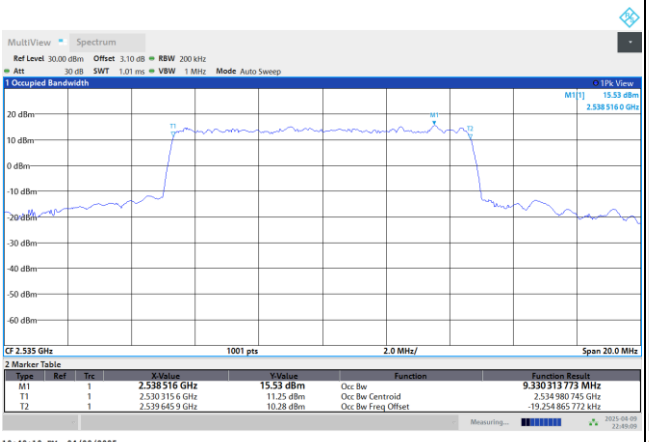

16QAM

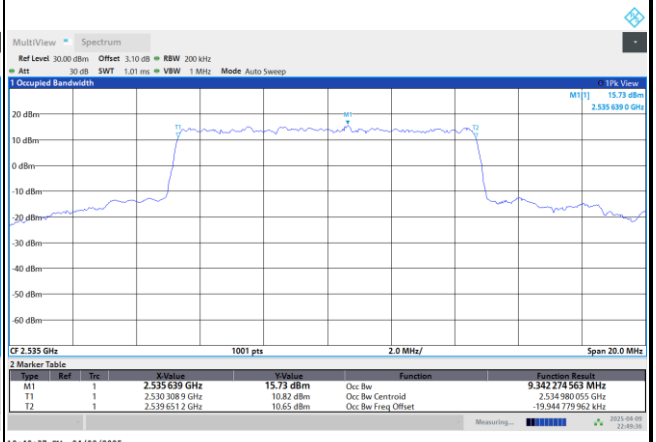

64QAM

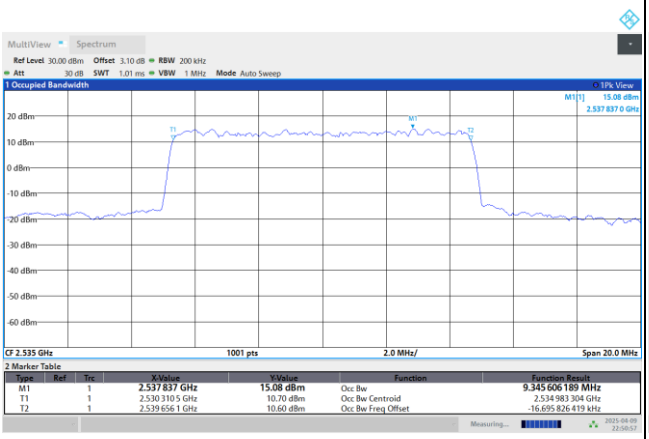

256QAM

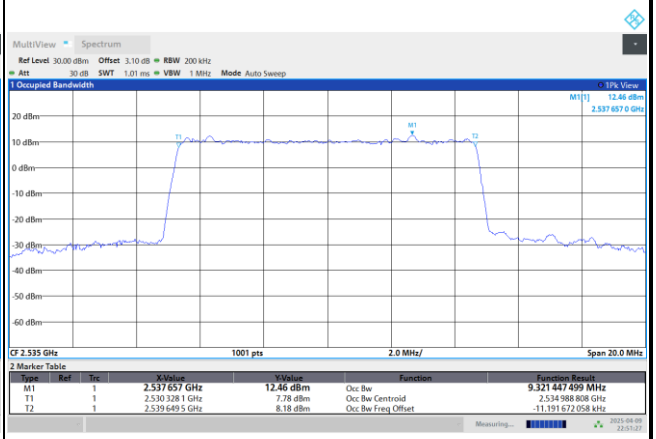

FR1 n7 / 15MHz / DFT-S OFDM / Middle Channel / Full RB

PI/2 BPSK

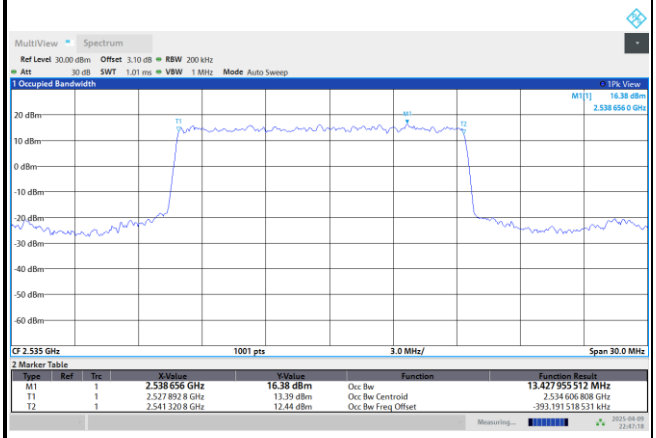

FR1 n7 / 15MHz / CP OFDM / Middle Channel / Full RB

QPSK

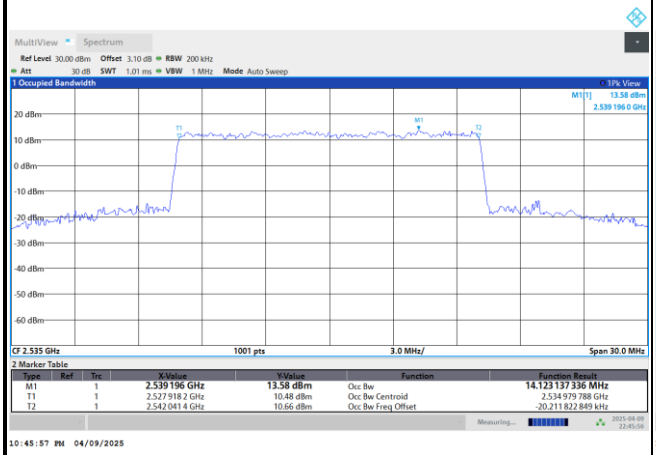

16QAM

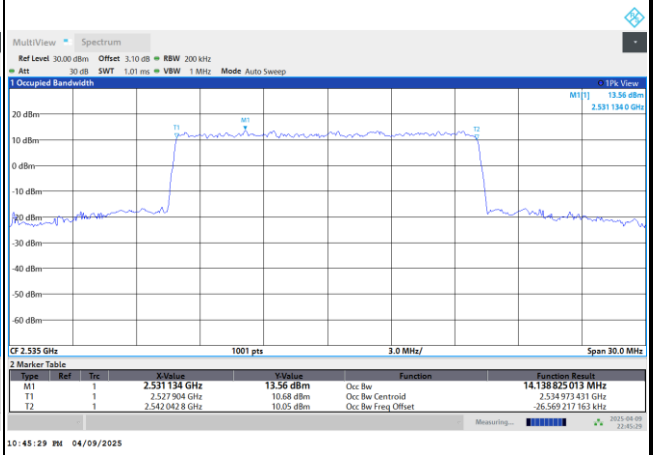

64QAM

256QAM

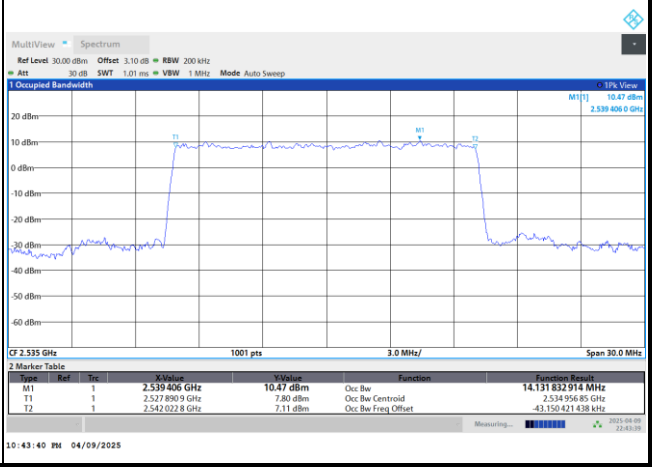

FR1 n7 / 20MHz / DFT-S OFDM / Middle Channel / Full RB

PI/2 BPSK

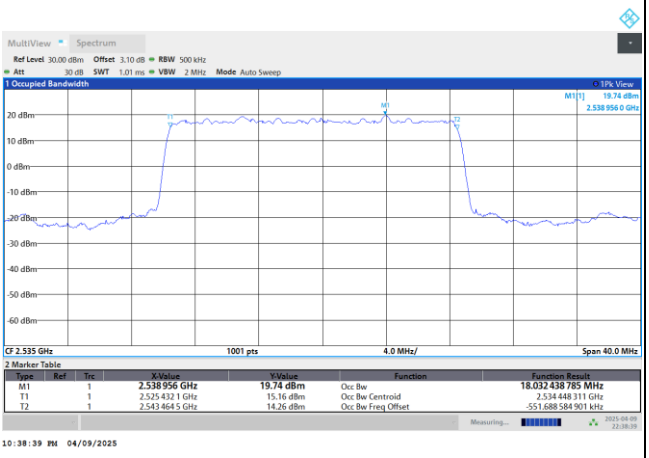

FR1 n7 / 20MHz / CP OFDM / Middle Channel / Full RB

QPSK

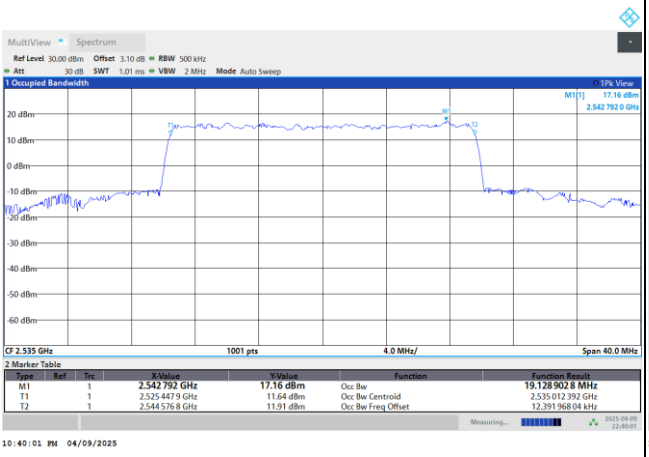

16QAM

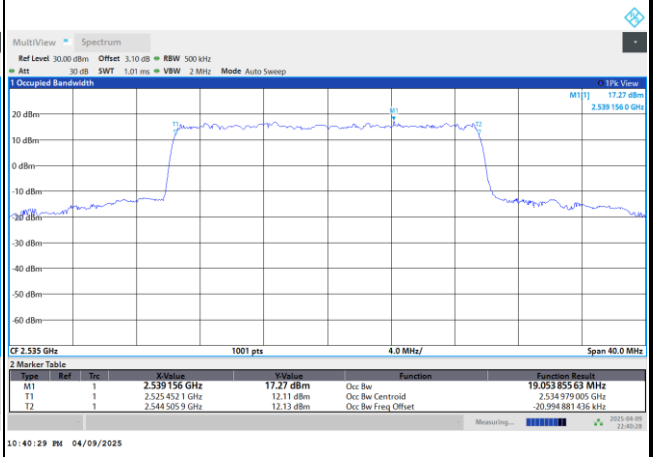

64QAM

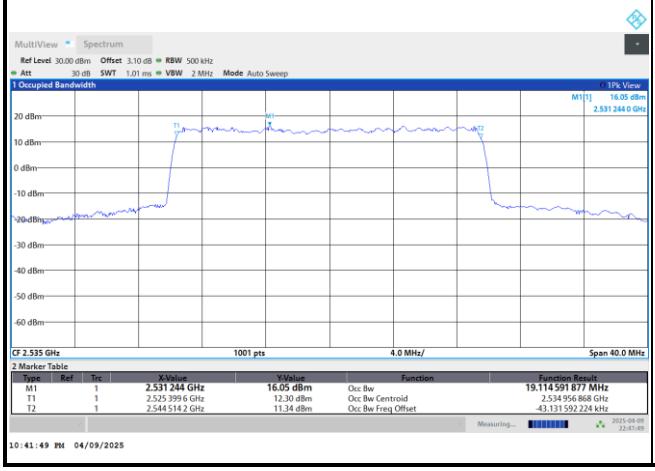

256QAM

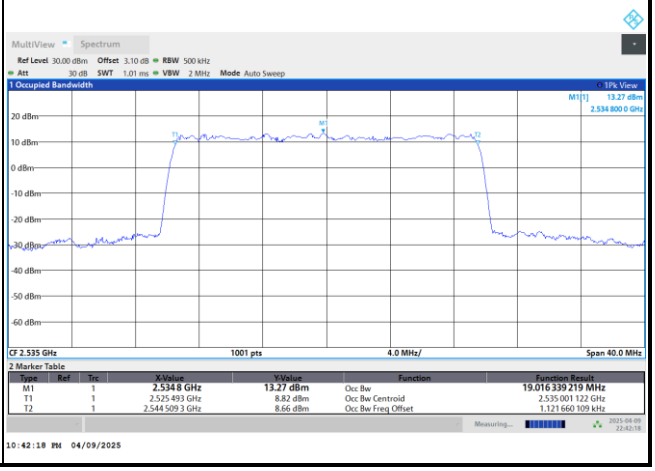

Conducted Band Edge

FR1 n7 / 5MHz / DFT-S OFDM / PI/2 BPSK

Lowest Band Edge / 1RB0

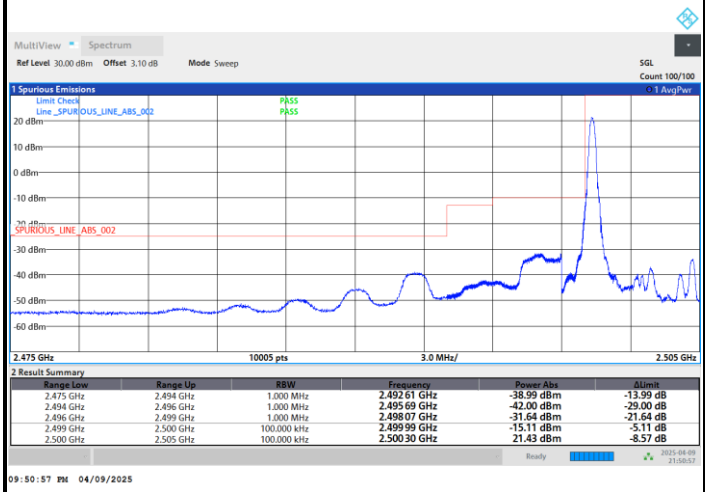

Highest Band Edge / 1RBmax

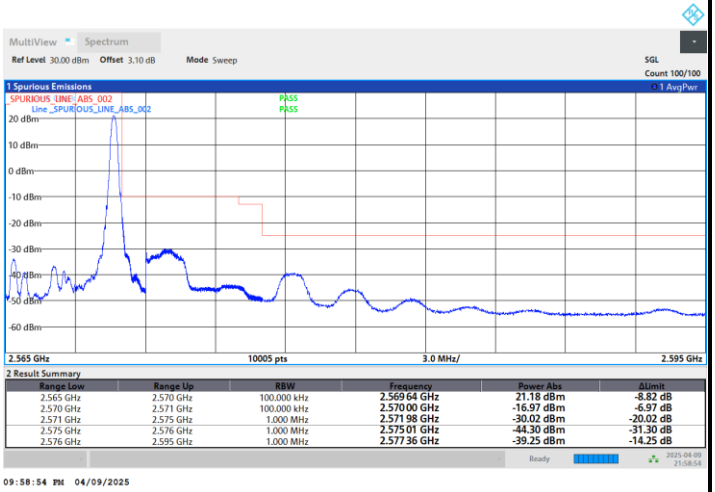

Lowest Band Edge / Full RB

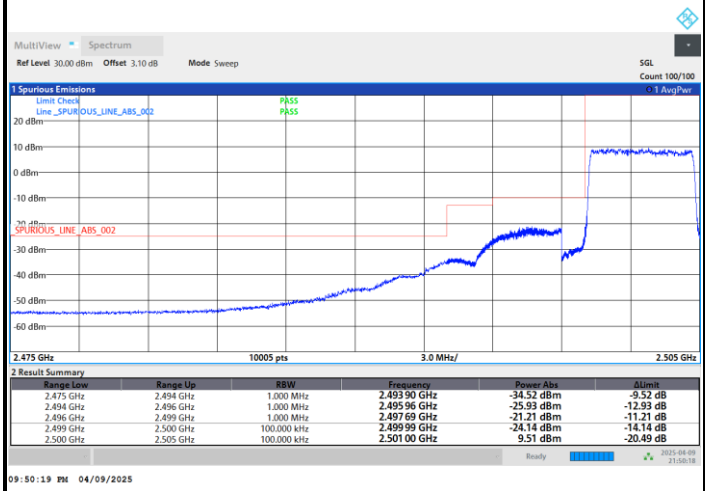

Highest Band Edge / Full RB

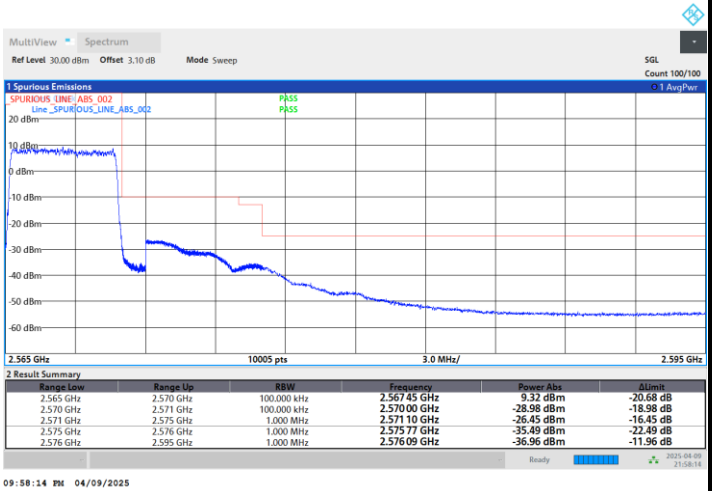

FR1 n7 / 5MHz / DFT-S OFDM / QPSK

Lowest Band Edge / 1RB0

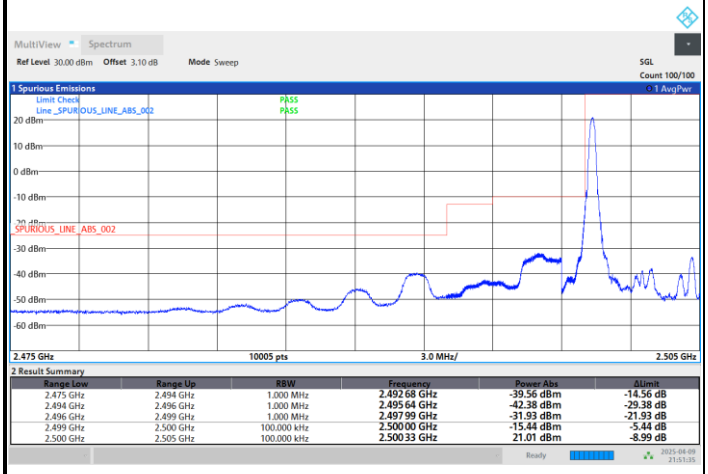

Highest Band Edge / 1RBmax

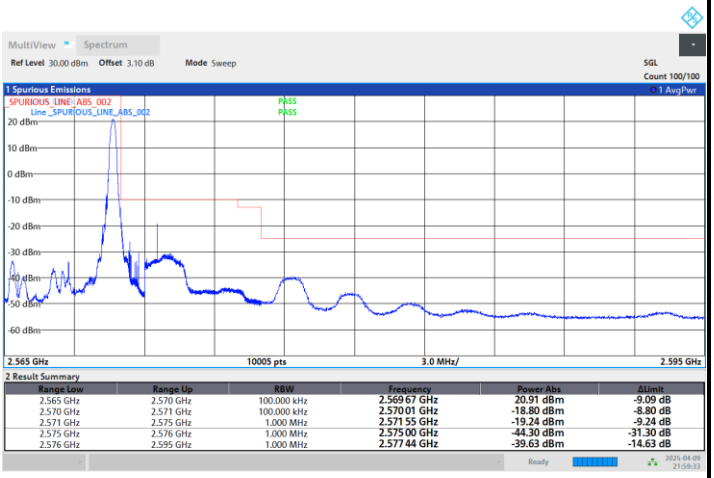

Lowest Band Edge / Full RB

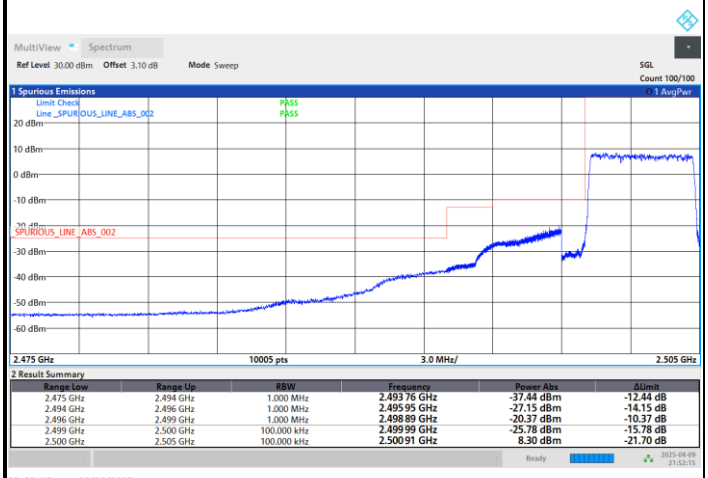

Highest Band Edge / Full RB

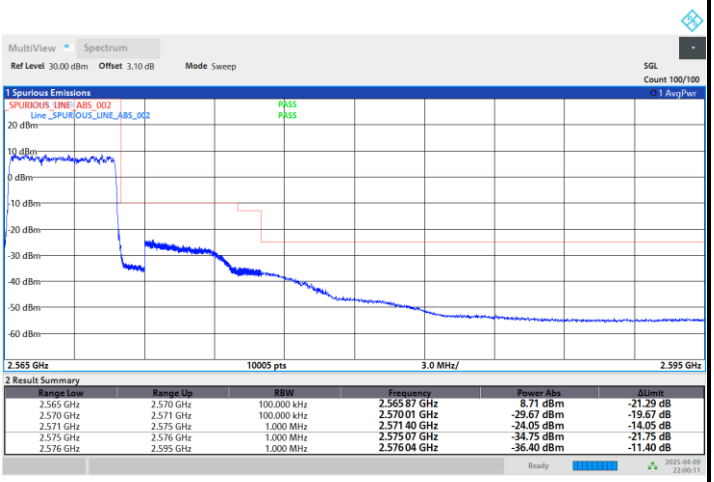

FR1 n7 / 5MHz / DFT-S OFDM / 16QAM

Lowest Band Edge / 1RB0

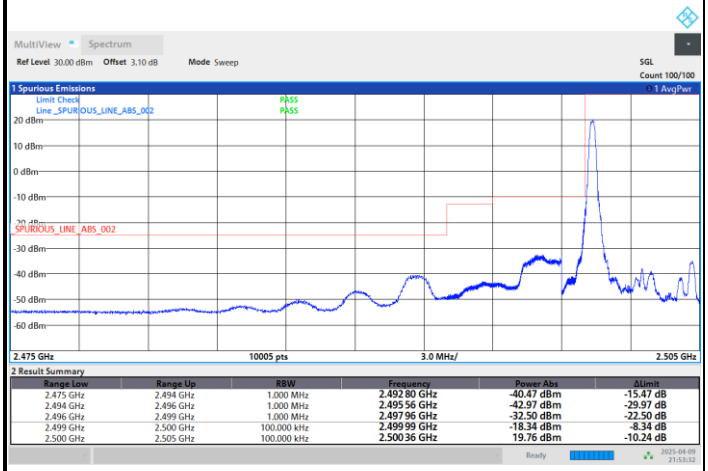

Highest Band Edge / 1RBmax

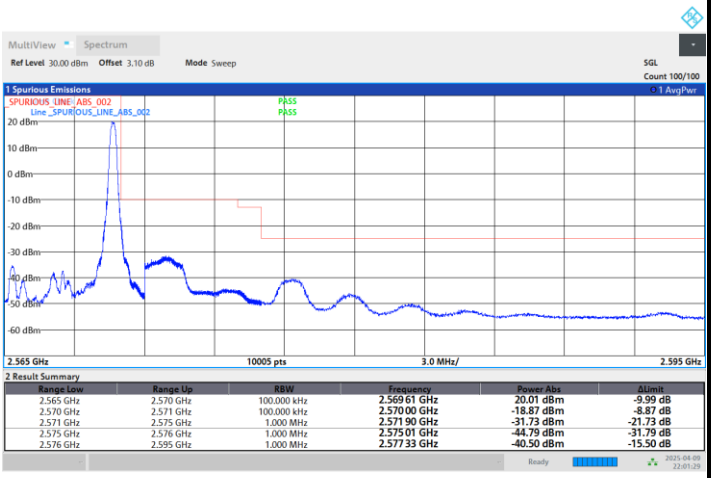

Lowest Band Edge / Full RB

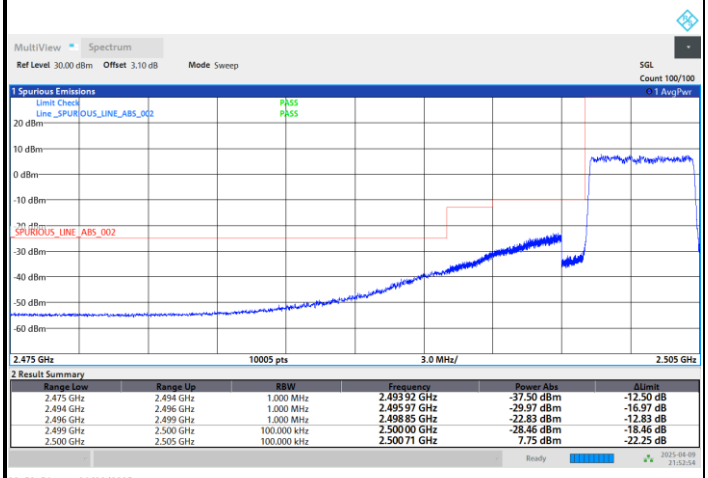

Highest Band Edge / Full RB

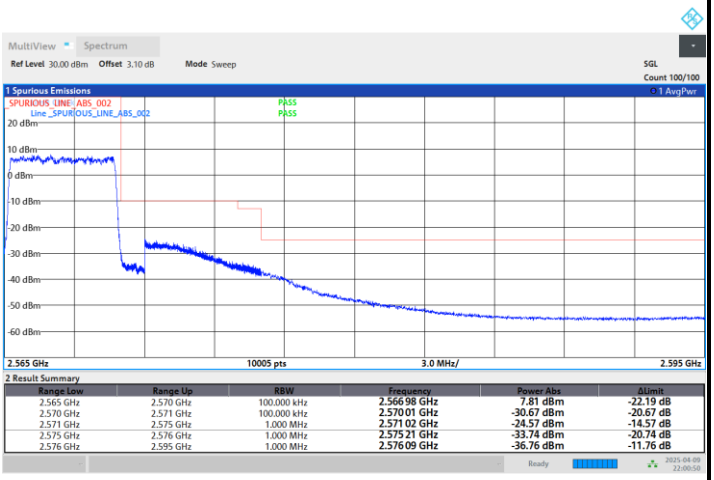

FR1 n7 / 5MHz / DFT-S OFDM / 64QAM

Lowest Band Edge / 1RB0

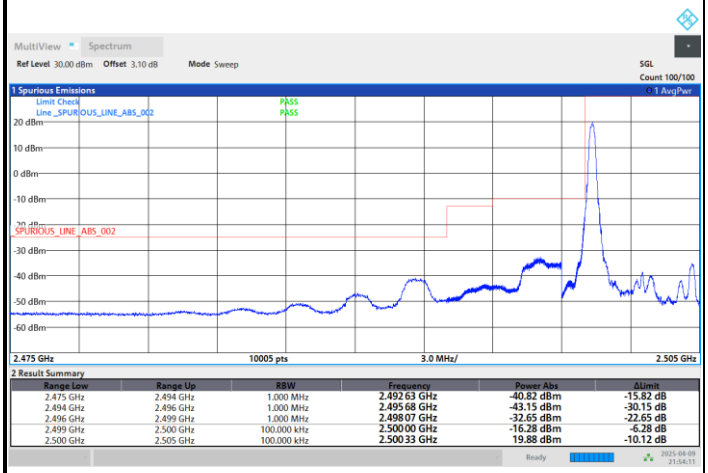

2 Result Summary

Range Low	Range Up	RBW	Frequency	Power Abs	ΔLimit
2.475 GHz	2.494 GHz	1.000 MHz	2.492 63 GHz	-40.82 dBm	-15.82 dB
2.494 GHz	2.496 GHz	1.000 MHz	2.495 68 GHz	-43.15 dBm	-30.15 dB
2.496 GHz	2.499 GHz	1.000 MHz	2.498 07 GHz	-32.65 dBm	-22.65 dB
2.499 GHz	2.500 GHz	100.000 kHz	2.500 00 GHz	-16.28 dBm	-6.28 dB
2.500 GHz	2.505 GHz	100.000 kHz	2.500 33 GHz	19.88 dBm	-10.12 dB

09:54:12 PM 04/09/2025

Highest Band Edge / 1RBmax

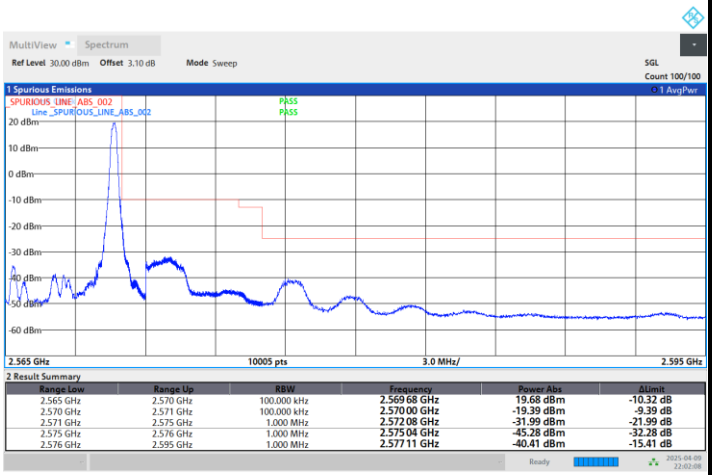

2 Result Summary

Range Low	Range Up	RBW	Frequency	Power Abs	ΔLimit
2.565 GHz	2.570 GHz	100.000 kHz	2.569 68 GHz	19.68 dBm	-10.32 dB
2.570 GHz	2.571 GHz	100.000 kHz	2.570 00 GHz	-19.39 dBm	-9.39 dB
2.571 GHz	2.575 GHz	1.000 MHz	2.572 08 GHz	-31.99 dBm	-21.99 dB
2.575 GHz	2.576 GHz	1.000 MHz	2.575 04 GHz	-45.28 dBm	-32.28 dB
2.576 GHz	2.595 GHz	1.000 MHz	2.577 11 GHz	-40.41 dBm	-15.41 dB

10:02:08 PM 04/09/2025

Lowest Band Edge / Full RB

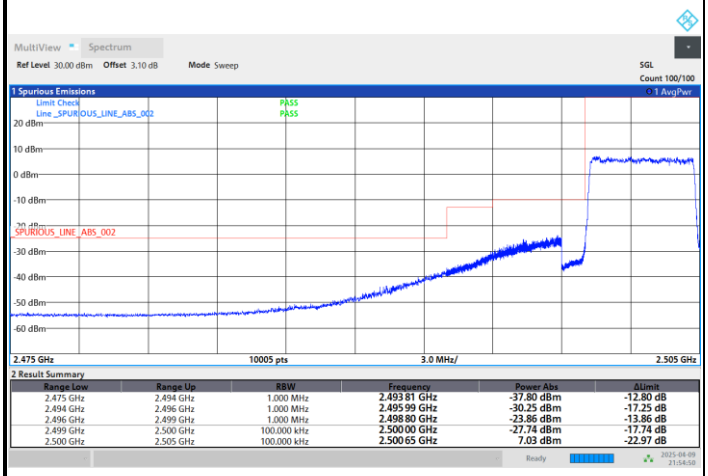

2 Result Summary

Range Low	Range Up	RBW	Frequency	Power Abs	ΔLimit
2.475 GHz	2.494 GHz	1.000 MHz	2.493 81 GHz	-37.80 dBm	-12.80 dB
2.494 GHz	2.496 GHz	1.000 MHz	2.495 99 GHz	-30.25 dBm	-17.25 dB
2.496 GHz	2.499 GHz	1.000 MHz	2.498 80 GHz	-23.86 dBm	-13.86 dB
2.499 GHz	2.500 GHz	100.000 kHz	2.500 00 GHz	-27.74 dBm	-17.74 dB
2.500 GHz	2.505 GHz	100.000 kHz	2.500 65 GHz	7.03 dBm	-22.97 dB

09:54:51 PM 04/09/2025

Highest Band Edge / Full RB

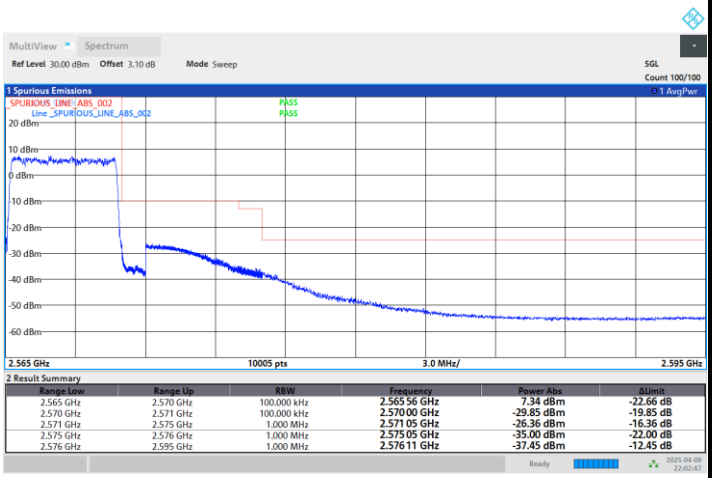

2 Result Summary

Range Low	Range Up	RBW	Frequency	Power Abs	ΔLimit
2.565 GHz	2.570 GHz	100.000 kHz	2.565 56 GHz	7.34 dBm	-22.66 dB
2.570 GHz	2.571 GHz	100.000 kHz	2.570 00 GHz	-29.85 dBm	-19.85 dB
2.571 GHz	2.575 GHz	1.000 MHz	2.571 05 GHz	-26.36 dBm	-16.36 dB
2.575 GHz	2.576 GHz	1.000 MHz	2.575 05 GHz	-35.00 dBm	-22.00 dB
2.576 GHz	2.595 GHz	1.000 MHz	2.576 11 GHz	-37.45 dBm	-12.45 dB

10:02:47 PM 04/09/2025

FR1 n7 / 5MHz / DFT-S OFDM / 256QAM

Lowest Band Edge / 1RB0

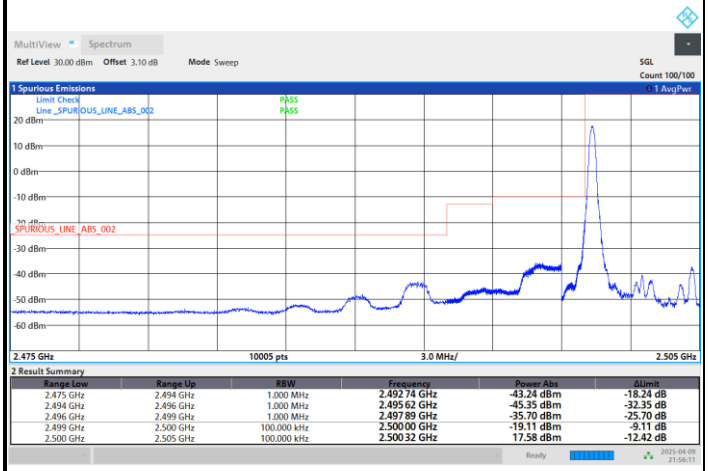

2 Result Summary

Range Low	Range Up	RBW	Frequency	Power Abs	ΔLimit
2.475 GHz	2.494 GHz	1.000 MHz	2.492 74 GHz	-43.24 dBm	-18.24 dB
2.494 GHz	2.496 GHz	1.000 MHz	2.495 62 GHz	-45.35 dBm	-32.35 dB
2.496 GHz	2.499 GHz	1.000 MHz	2.497 89 GHz	-35.70 dBm	-25.70 dB
2.499 GHz	2.500 GHz	100.000 kHz	2.500 00 GHz	-19.11 dBm	-9.11 dB
2.500 GHz	2.505 GHz	100.000 kHz	2.500 32 GHz	17.58 dBm	-12.42 dB

09:56:11 PM 04/09/2025

Highest Band Edge / 1RBmax

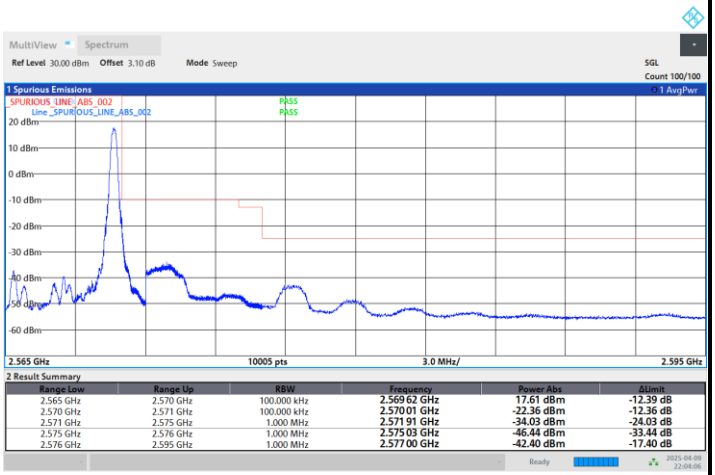

2 Result Summary

Range Low	Range Up	RBW	Frequency	Power Abs	ΔLimit
2.565 GHz	2.570 GHz	100.000 kHz	2.569 62 GHz	17.61 dBm	-12.39 dB
2.570 GHz	2.571 GHz	100.000 kHz	2.570 01 GHz	-22.36 dBm	-12.36 dB
2.571 GHz	2.575 GHz	1.000 MHz	2.571 91 GHz	-34.03 dBm	-24.03 dB
2.575 GHz	2.576 GHz	1.000 MHz	2.575 03 GHz	-46.44 dBm	-33.44 dB
2.576 GHz	2.595 GHz	1.000 MHz	2.577 00 GHz	-42.40 dBm	-17.40 dB

10:04:07 PM 04/09/2025

Lowest Band Edge / Full RB

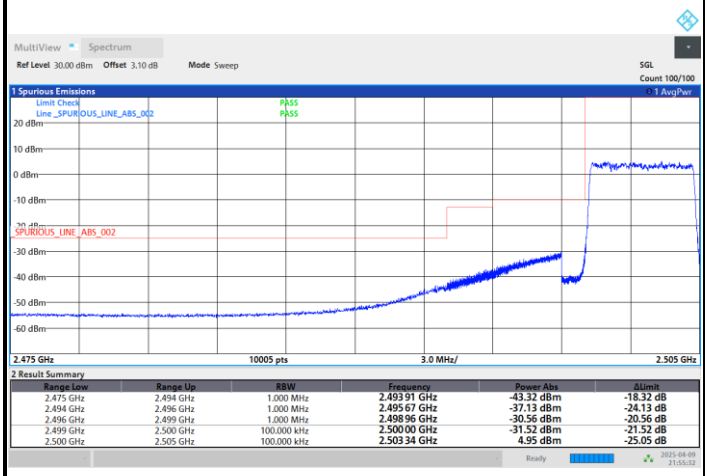

2 Result Summary

Range Low	Range Up	RBW	Frequency	Power Abs	ΔLimit
2.475 GHz	2.494 GHz	1.000 MHz	2.493 91 GHz	-43.32 dBm	-18.32 dB
2.494 GHz	2.496 GHz	1.000 MHz	2.495 67 GHz	-37.13 dBm	-24.13 dB
2.496 GHz	2.499 GHz	1.000 MHz	2.498 96 GHz	-30.56 dBm	-20.56 dB
2.499 GHz	2.500 GHz	100.000 kHz	2.500 00 GHz	-31.52 dBm	-21.52 dB
2.500 GHz	2.505 GHz	100.000 kHz	2.503 34 GHz	4.95 dBm	-25.05 dB

09:55:32 PM 04/09/2025

Highest Band Edge / Full RB

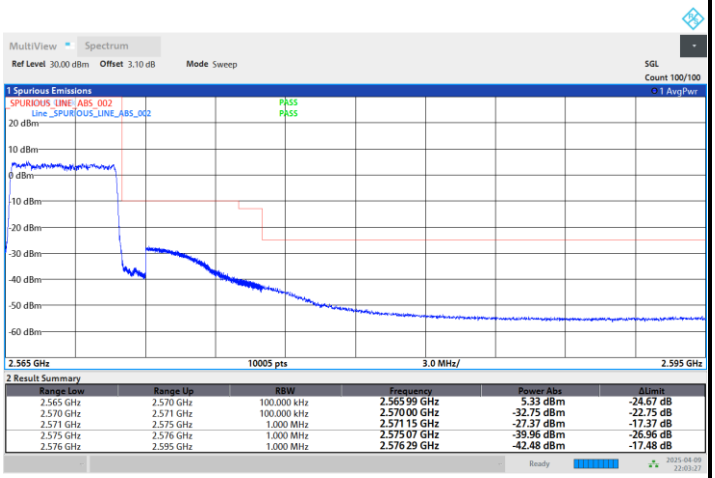

2 Result Summary

Range Low	Range Up	RBW	Frequency	Power Abs	ΔLimit
2.565 GHz	2.570 GHz	100.000 kHz	2.565 99 GHz	5.33 dBm	-24.67 dB
2.570 GHz	2.571 GHz	100.000 kHz	2.570 00 GHz	-32.75 dBm	-22.75 dB
2.571 GHz	2.575 GHz	1.000 MHz	2.571 15 GHz	-27.37 dBm	-17.37 dB
2.575 GHz	2.576 GHz	1.000 MHz	2.575 07 GHz	-39.96 dBm	-26.96 dB
2.576 GHz	2.595 GHz	1.000 MHz	2.576 29 GHz	-42.48 dBm	-17.48 dB

10:03:28 PM 04/09/2025

FR1 n7 / 5MHz / CP OFDM / QPSK / Full RB	
Lowest Band Edge	**Highest Band Edge**
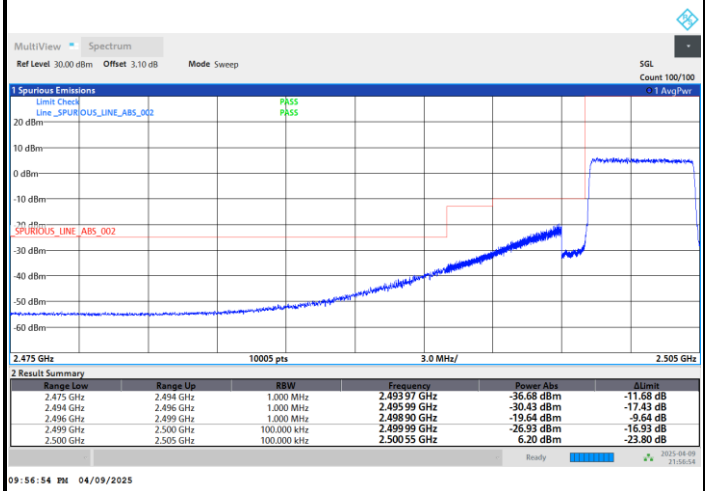	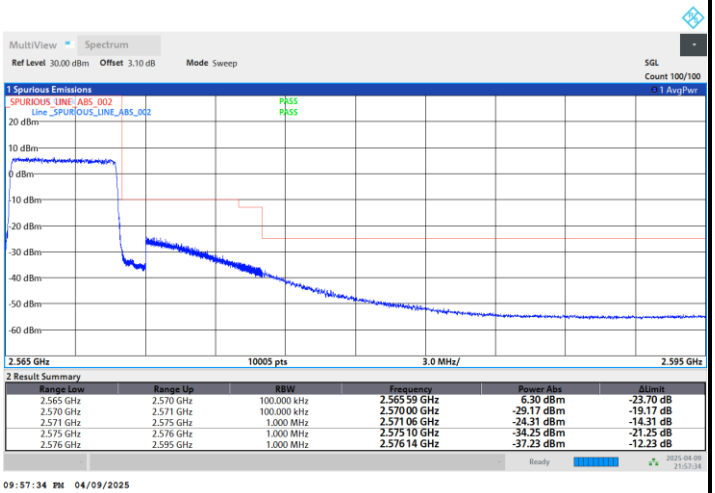

FR1 n7 / 10MHz / DFT-s-OFDM / PI/2 BPSK / Full RB

Lowest Band Edge

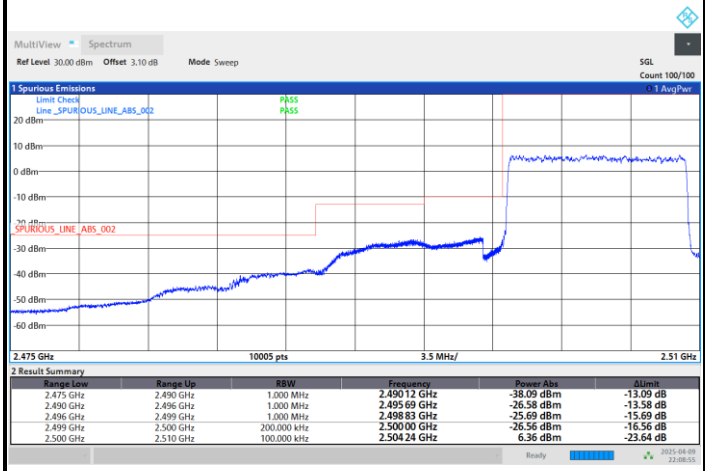

Highest Band Edge

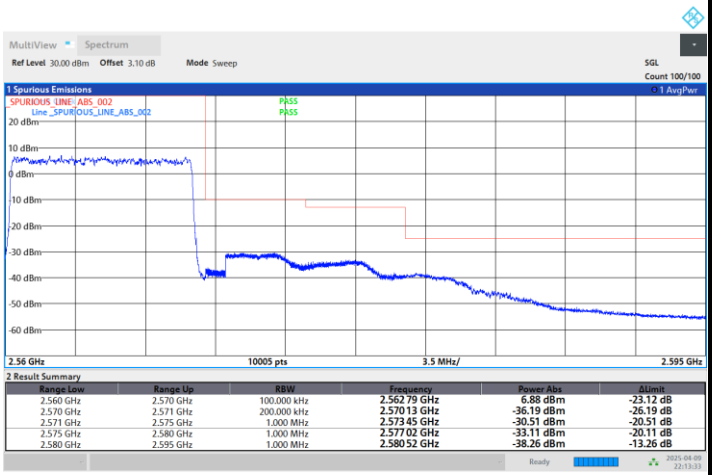

FR1 n7 / 10MHz / DFT-s-OFDM / QPSK / Full RB

Lowest Band Edge

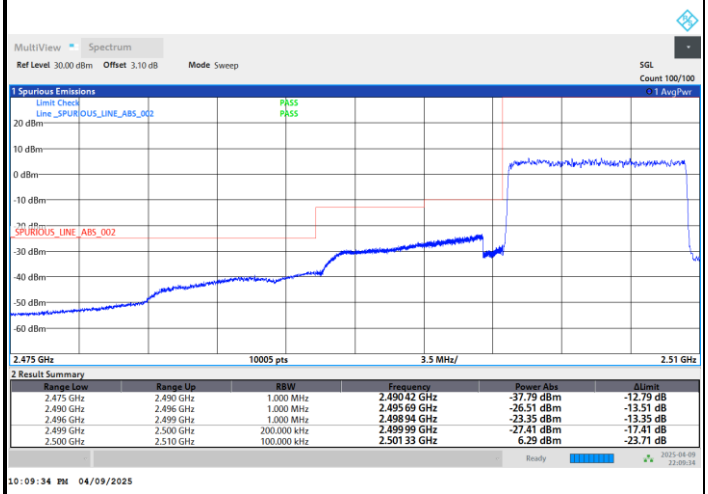
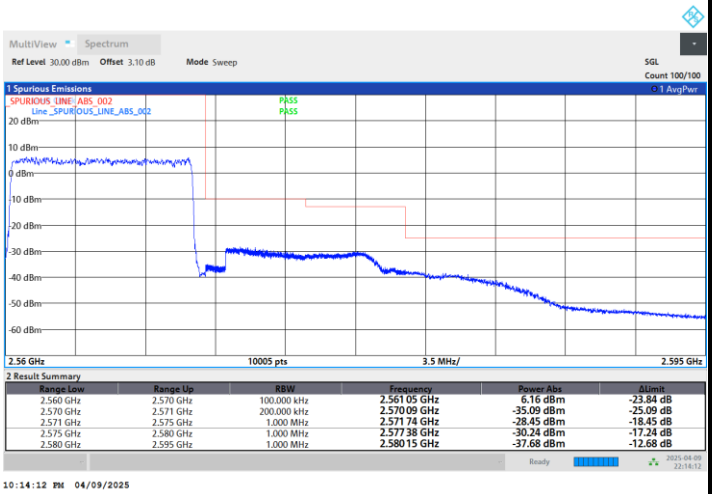
Highest Band Edge