FCC RADIO TEST REPORT

FCC ID	:	GKRRMLN1T
Equipment	:	5G LGA Module
Brand Name	:	COMPAL
Model Name	:	RML-N1t
Marketing Name	:	5G LGA Module
Applicant	:	Compal Electronics, Inc. No.581 & 581-1, Ruiguang Rd., Neihu District, Taipei, (114) Taiwan
Manufacturer	:	Compal Electronics, Inc. No.581 & 581-1, Ruiguang Rd., Neihu District, Taipei, (114) Taiwan
Standard	:	FCC 47 CFR Part 2, 22(H), 24(E), 27

The product was received on Nov. 25, 2022 and testing was performed from Nov. 28, 2022 to Feb. 20, 2023. We, Sporton International Inc. EMC & Wireless Communications Laboratory, would like to declare that the tested sample has been evaluated in accordance with the test procedures given in ANSI / TIA-603-E and has been in compliance with the applicable technical standards.

The test results in this report apply exclusively to the tested model / sample. Without written approval from Sporton International Inc. EMC & Wireless Communications Laboratory, the test report shall not be reproduced except in full.

Louis Wu

Approved by: Louis Wu

Sporton International Inc. EMC & Wireless Communications Laboratory
No. 52, Huaya 1st Rd., Guishan Dist., Taoyuan City 333, Taiwan (R.O.C.)

Table of Contents

History of this test report **3**
Summary of Test Result **4**
1 General Description **6**
1.1 Product Feature of Equipment Under Test 6
1.2 Modification of EUT 6
1.3 Testing Location 7
1.4 Applicable Standards 7
2 Test Configuration of Equipment Under Test **8**
2.1 Test Mode 8
2.2 Connection Diagram of Test System 13
2.3 Support Unit used in test configuration and system 13
2.4 Measurement Results Explanation Example 13
2.5 Frequency List of Low/Middle/High Channels 14
3 Conducted Test Items **24**
3.1 Measuring Instruments 24
3.2 Conducted Output Power and ERP/EIRP 25
3.3 Peak-to-Average Ratio 26
3.4 Occupied Bandwidth 27
3.5 Conducted Band Edge 28
3.6 Conducted Spurious Emission 30
3.7 Frequency Stability 31
4 Radiated Test Items **32**
4.1 Measuring Instruments 32
4.2 Radiated Spurious Emission Measurement 34
5 List of Measuring Equipment **35**
6 Uncertainty of Evaluation **37**
Appendix A. Test Results of Conducted Test
Appendix B. Test Results of Radiated Test
Appendix C. Test Setup Photographs

History of this test report

Report No.	Version	Description	Issue Date
FG2N2510-01A	01	Initial issue of report	Mar. 15, 2023
FG2N2510-01A	02	1. This report is an updated version, replacing the report issued on Mar. 15, 2023. 2. Revise Product Feature of Equipment Under Test, Support Unit used in test configuration and system and appendix A	Mar. 24, 2023
FG2N2510-01A	03	1. This report is an updated version, replacing the report issued on Mar. 24, 2023. 2. Revise Test Mode	Mar. 24, 2023

Summary of Test Result

Report Clause	Ref Std. Clause	Test Items	Result (PASS/FAIL)	Remark
3.2	§2.1046	Conducted Output Power	Reporting only	-
	§22.913 (a)(5)	Effective Radiated Power (Band 5)	Pass	
	§27.50 (c)(10)	Effective Radiated Power (Band 12) (Band 71)		
	§24.232 (c) §27.50 (h)(2)	Equivalent Isotropic Radiated Power (Band 2) (Band 25) (Band 41)		
	§27.50 (d)(4)	Equivalent Isotropic Radiated Power (Band 4) (Band 66)		
3.3	§24.232 (d) §27.50 (d)(5)	Peak-to-Average Ratio	Pass	-
3.4	§2.1049	Occupied Bandwidth	Reporting only	-
3.5	§2.1051 §22.917 (a) §24.238 (a) §27.53 (g) §27.53 (h)	Conducted Band Edge Measurement (Band 2) (Band 4) (Band 5) (Band 12) (Band 25) (Band 66) (Band 71)	Pass	-
	§2.1051 §27.53 (m)(4)	Conducted Band Edge Measurement (Band 41)		
3.6	§2.1051 §22.917 (a) §24.238 (a) §27.53 (g) §27.53 (h)	Conducted Spurious Emission (Band 2) (Band 4) (Band 5) (Band 12) (Band 25) (Band 66) (Band 71)	Pass	-
	§2.1051 §27.53 (m)(4)	Conducted Spurious Emission (Band 41)		
3.7	§2.1055 §22.355 §24.235 §27.54	Frequency Stability Temperature & Voltage	Pass	-

Report Clause	Ref Std. Clause	Test Items	Result (PASS/FAIL)	Remark
4.2	§2.1053 §22.917 (a) §24.238 (a) §27.53 (g) §27.53 (h)	Radiated Spurious Emission (Band 2) (Band 4) (Band 5) (Band 12) (Band 25) (Band 66) (Band 71)	Pass	2.67 dB under the limit at 15504.000 MHz
	§2.1051 §27.53 (m)(4)	Radiated Spurious Emission (Band 41)		

Declaration of Conformity:

1. The test results (PASS/FAIL) with all measurement uncertainty excluded are presented in accordance with the regulation limits or requirements declared by manufacturers.
   It's means measurement values may risk exceeding the limit of regulation standards, if measurement uncertainty is include in test results.
2. The measurement uncertainty please refer to report "Uncertainty of Evaluation".

Comments and Explanations:

The product specifications of the EUT presented in the report are declared by the manufacturer who shall take full responsibility for the authenticity.

Reviewed by: Keven Cheng

Report Producer: Cindy Liu

1 General Description

1.1 Product Feature of Equipment Under Test

LTE/5G NR and GNSS

The following antennas were provided to the EUT

	Band	Antenna Port	RF Exposure Max Antenna Gain(dBi)
LTE	2	OAI2/EA2/DA2	8
	4	OAI2/DA2/OAI4/DA4	5
		EA2/EA4	5.5
	5	OAI0	6
	12	OAI0	5.5
	25	OAI2/EA2/DA2	8
	41	OAI2/EA2/DA2	6.8
	66	OAI2/DA2/OAI4/DA4	5
		EA2/EA4	5.5
	71	OAI0	5

Remark: The above EUT's information was declared by manufacturer.

1.2 Modification of EUT

No modifications made to the EUT during the testing.

1.3 Testing Location

Test Site	Sporton International Inc. EMC & Wireless Communications Laboratory
Test Site Location	No.52, Huaya 1st Rd., Guishan Dist., Taoyuan City 333, Taiwan (R.O.C.) TEL: +886-3-327-3456 FAX: +886-3-328-4978
Test Site No.	**Sporton Site No.**
	TH03-HY
Test Engineer	Jacky Wang
Temperature (℃)	22.3~25.2
Relative Humidity (%)	55.4~58.2

Test Site	Sporton International Inc. Wensan Laboratory
Test Site Location	No.58, Aly. 75, Ln. 564, Wenhua 3rd, Rd., Guishan Dist., Taoyuan City 333010, Taiwan (R.O.C.) TEL: +886-3-327-0868 FAX: +886-3-327-0855
Test Site No.	**Sporton Site No.**
	03CH16-HY (TAF Code: 3786)
Test Engineer	Andy Yang, Gary Guo and Steven Wu
Temperature (℃)	18~25
Relative Humidity (%)	50~65
Remark	The Radiated Spurious Emission test item subcontracted to Sporton International Inc. Wensan Laboratory.

Note: The test site complies with ANSI C63.4 2014 requirement.

FCC Designation No.: TW1190 and TW3786

1.4 Applicable Standards

According to the specifications of the manufacturer, the EUT must comply with the requirements of the following standards:

- ANSI C63.26-2015
- ANSI / TIA-603-E
- FCC 47 CFR Part 2, 22(H), 24(E), 27
- FCC KDB 971168 D01 Power Meas. License Digital Systems v03r01
- FCC KDB 412172 D01 Determining ERP and EIRP v01r01
- FCC KDB 414788 D01 Radiated Test Site v01r01.

Remark:

1. All the test items were validated and recorded in accordance with the standards without any modification during the testing.
2. This EUT has also been tested and complied with the requirements of FCC Part 15, Subpart B, recorded in a separate test report.
3. The TAF code is not including all the FCC KDB listed without accreditation.

2 Test Configuration of Equipment Under Test

2.1 Test Mode

Antenna port conducted and radiated test items listed below are performed according to KDB 971168 D01 Power Meas. License Digital Systems v03r01 with maximum output power.

For radiated measurement, the measured emission level of the EUT was maximized by rotating the EUT on a turntable, adjusting the orientation of the EUT and EUT antenna in three orthogonal axis (X: flat, Y: portrait, Z: landscape), and adjusting the measurement antenna orientation, following C63.26 exploratory test procedures and only the worst case emissions were reported in this report.

Test Items	Band	Bandwidth (MHz)						Modulation				RB #			Test Channel		
		1.4	3	5	10	15	20	QPSK	16QAM	64QAM	256QAM	1	Half	Full	L	M	H
Max. Output Power	2	v	v	v	v	v	v	v	v	v	v	v	v	v	v	v	v
	4	v	v	v	v	v	v	v	v	v	v	v	v	v	v	v	v
	5	v	v	v	v	-	-	v	v	v	v	v	v	v	v	v	v
	12	v	v	v	v	-	-	v	v	v	v	v	v	v	v	v	v
	25	v	v	v	v	v	v	v	v	v	v	v	v	v	v	v	v
	41	-	-	v	v	v	v	v	v	v	v	v	v	v	v	v	v
	66	v	v	v	v	v	v	v	v	v	v	v	v	v	v	v	v
	71	-	-	v	v	v	v	v	v	v	v	v	v	v	v	v	v
Peak-to-Average Ratio	2						v	v	v	v	v			v		v	
	4	Covered by LTE B66															
	5				v	-	-	v	v	v	v			v		v	
	12				v	-	-	v	v	v	v			v		v	
	25						v	v	v	v	v			v		v	
	41	-	-				v	v	v	v	v			v		v	
	66						v	v	v	v	v			v		v	
	71	-	-				v	v	v	v	v			v		v	

Test Items	Band	Bandwidth (MHz)						Modulation				RB #			Test Channel		
		1.4	3	5	10	15	20	QPSK	16QAM	64QAM	256QAM	1	Half	Full	L	M	H
26dB and 99% Bandwidth	2	v	v	v	v	v	v	v	v	v	v			v		v	
	4	Covered by LTE B66															
	5	v	v	v	v	-	-	v	v	v	v			v		v	
	12	v	v	v	v	-	-	v	v	v	v			v		v	
	25	v	v	v	v	v	v	v	v	v	v			v		v	
	41	-	-	v	v	v	v	v	v	v	v			v		v	
	66	v	v	v	v	v	v	v	v	v	v			v		v	
	71	-	-	v	v	v	v	v	v	v	v			v		v	
Conducted Band Edge	2	v	v	v	v	v	v	v	v	v	v	v		v	v		v
	4	Covered by LTE B66															
	5	v	v	v	v	-	-	v	v	v	v	v		v	v		v
	12	v	v	v	v	-	-	v	v	v	v	v		v	v		v
	25	v	v	v	v	v	v	v	v	v	v	v		v	v		v
	41	-	-	v	v	v	v	v	v	v	v	v		v	v		v
	66	v	v	v	v	v	v	v	v	v	v	v		v	v		v
	71	-	-	v	v	v	v	v	v	v	v	v		v	v		v
Conducted Spurious Emission	2	v	v	v	v	v	v	v				v			v	v	v
	4	Covered by LTE B66															
	5	v	v	v	v	-	-	v				v			v	v	v
	12	v	v	v	v	-	-	v				v			v	v	v
	25	v	v	v	v	v	v	v				v			v	v	v
	41	-	-	v	v	v	v	v				v			v	v	v
	66	v	v	v	v	v	v	v				v			v	v	v
	71	-	-	v	v	v	v	v				v			v	v	v
Frequency Stability	2				v			v						v		v	
	4	Covered by LTE B66															
	5				v	-	-	v						v		v	
	12				v	-	-	v						v		v	
	25				v			v						v		v	
	41	-	-		v			v						v		v	
	66				v			v						v		v	
	71	-	-		v			v						v		v	

Test Items	Band	Bandwidth (MHz)						Modulation				RB #			Test Channel		
		1.4	3	5	10	15	20	QPSK	16QAM	64QAM	256QAM	1	Half	Full	L	M	H
E.R.P / E.I.R.P	2	v	v	v	v	v	v	v	v	v	v	Max. Power					
	4	v	v	v	v	v	v	v	v	v	v						
	5	v	v	v	v	-	-	v	v	v	v						
	12	v	v	v	v	-	-	v	v	v	v						
	25	v	v	v	v	v	v	v	v	v	v						
	41	-	-	v	v	v	v	v	v	v	v						
	66	v	v	v	v	v	v	v	v	v	v						
	71	-	-	v	v	v	v	v	v	v	v						
Radiated Spurious Emission	2	Worst Case													v	v	v
	4	Covered by LTE B66															
	5	Worst Case													v	v	v
	12	Worst Case													v	v	v
	25	Worst Case													v	v	v
	41	Worst Case													v	v	v
	66	Worst Case													v	v	v
	71	Worst Case													v	v	v

Remark

1. The mark "**v** " means that this configuration is chosen for testing
2. The mark "-" means that this bandwidth is not supported.
3. The device is investigated from 30MHz to 10 times of fundamental signal for radiated spurious emission test under different RB size/offset and modulations in exploratory test. Subsequently, only the worst case emissions are reported.
4. LTE Band 5,12,71 only support Antenna. OAI0
5. LTE Band 2,25,41 support Antenna OAI2,DA2,EA2, for Radiated Spurious Emission is full test ,in Conducted test ietms are verified, the worst case is Antenna OAI2. Therefore, only performed the Antenna OAI2 test results in this report.
6. LTE Band 4,66, supports Antenna OAI2, DA2, EA2, OAI4, DA4, EA4, among when switching to Antenna EA2,EA4 there are Power back off mechanism and different Tune up powerr, in conducted power are Verified, the worst case is Antenna EA2 test results are included in this report.for Radiated Spurious Emission is full test ,in Conducted test items are verified, the worst case is Antenna OAI2. Therefore, only performed the Antenna OAI2 test results in this report.

Test Items	Band	Bandwidth (MHz)						Modulation				RB #			Test Channel		
		5+5	5+10	10+5	5+15	15+5	10+10	QPSK	16QAM	64QAM	256QAM	1	Half	Full	L	M	H
Max. Output Power	66B_CA	v	v	v	v	v	v	v	v	v	v	v	v	v	v	v	v
26dB and 99% Bandwidth	66B_CA	v	v	v	v	v	v	v	v	v	v			v		v	
Conducted Band Edge	66B_CA	v	v	v	v	v	v	v	v	v	v	v		v	v		v
Conducted Spurious Emission	66B_CA	v	v	v	v	v	v	v				v			v	v	v
E.I.R.P.	66B_CA	v	v	v	v	v	v	v	v	v	v	Max. Power					
Radiated Spurious Emission	66B_CA	Worst Case													v	v	v
Remark	1. The mark "**v** " means that this configuration is chosen for testing 2. The mark "-" means that this bandwidth is not supported. 3. The device is investigated from 30MHz to 10 times of fundamental signal for radiated spurious emission test under different RB size/offset and modulations in exploratory test. Subsequently, only the worst case emissions are reported. 4. LTE Band 66B supports Antenna OAI2, DA2, EA2, among when switching to Antenna EA2 ,there are Power back off mechanism and different Tune up power, for Radiated Spurious Emission is full test ,in Conducted test items are verified, the worst case is Antenna OAI2. Therefore, only performed the Antenna OAI2 test results in this report.																

Test Items	Band	Bandwidth (MHz)										Modulation				RB #			Test Channel		
		20+20	20+15	15+20	20+10	10+20	20+5	5+20	15+15	15+10	10+15	QPSK	16QAM	64QAM	256QAM	1	Half	Full	L	M	H
Max. Output Power	2C_CA	v	v	v	v	v	v	v	v	v	v	v	v	v	v	v	v	v	v	v	v
	41C_CA	v	v	v	v	v	v	v	v	v	v	v	v	v	v	v	v	v	v	v	v
	66C_CA	v	v	v	v	v	v	v	v	v	v	v	v	v	v	v	v	v	v	v	v
26dB and 99% Bandwidth	2C_CA	v	v	v	v	v	v	v	v	v	v	v	v	v	v			v		v	
	41C_CA	v	v	v	v	v	v	v	v	v	v	v	v	v	v			v		v	
	66C_CA	v	v	v	v	v	v	v	v	v	v	v	v	v	v			v		v	
Conducted Band Edge	2C_CA	v	v	v	v	v	v	v	v	v	v	v	v	v	v	v		v	v		v
	41C_CA	v	v	v	v	v	v	v	v	v	v	v	v	v	v	v		v	v		v
	66C_CA	v	v	v	v	v	v	v	v	v	v	v	v	v	v	v		v	v		v
Conducted Spurious Emission	2C_CA	v	v	v	v	v	v	v	v	v	v	v				v			v	v	v
	41C_CA	v	v	v	v	v	v	v	v	v	v	v				v			v	v	v
	66C_CA	v	v	v	v	v	v	v	v	v	v	v				v			v	v	v
E.I.R.P	2C_CA	v	v	v	v	v	v	v	v	v	v	v	v	v	v	Max. Power					
	41C_CA	v	v	v	v	v	v	v	v	v	v	v	v	v	v						
	66C_CA	v	v	v	v	v	v	v	v	v	v	v	v	v	v						
Radiated Spurious Emission	2C_CA	Worst Case																	v	v	v
	41C_CA	Worst Case																	v	v	v
	66C_CA	Worst Case																	v	v	v

Remark

1. The mark "**v** " means that this configuration is chosen for testing
2. The mark "-" means that this bandwidth is not supported.
3. The device is investigated from 30MHz to 10 times of fundamental signal for radiated spurious emission test under different RB size/offset and modulations in exploratory test. Subsequently, only the worst case emissions are reported.
4. LTE Band 2C.41C support Antenna OAI2,DA2,EA2, for Radiated Spurious Emission is full test ,in Conducted test ietms are verified, the worst case is Antenna OAI2. Therefore, only performed the Antenna OAI2 test results in this report.
5. LTE Band 66C supports Antenna OAI2, DA2, EA2, among when switching to Antenna EA2 ,there are Power back off mechanism and different Tune up power, for Radiated Spurious Emission is full test ,in Conducted test items are verified, the worst case is Antenna OAI2. Therefore, only performed the Antenna OAI2 test results in this report.

2.2 Connection Diagram of Test System

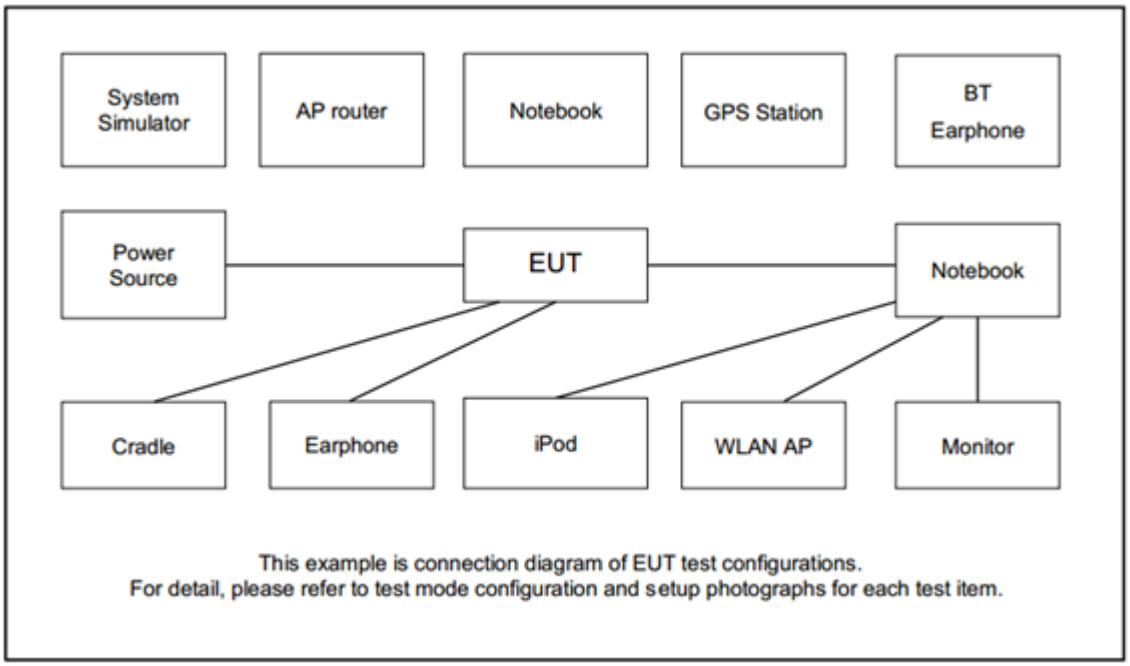

2.3 Support Unit used in test configuration and system

Item	Equipment	Brand Name	Model No.	FCC ID	Data Cable	Power Cord
1.	System Simulator	Anritsu	MT8821C	N/A	N/A	Unshielded, 1.8 m
2.	Fixture	Compal	ZM30	N/A	N/A	N/A
3.	Antenna (Type: Monopole)	Inpaq	ANT0	N/A	N/A	N/A
4.	Antenna (Type: Monopole)	Inpaq	ANT2	N/A	N/A	N/A
5.	Antenna (Type: Monopole)	Inpaq	ANT4	N/A	N/A	N/A

2.4 Measurement Results Explanation Example

For all conducted test items:

The offset level is set in the spectrum analyzer to compensate the RF cable loss and attenuator factor between EUT conducted output port and spectrum analyzer. With the offset compensation, the spectrum analyzer reading level is exactly the EUT RF output level.

The spectrum analyzer offset is derived from RF cable loss and attenuator factor.

Offset = RF cable loss + attenuator factor.

Following shows an offset computation example with cable loss 4.2 dB and 10dB attenuator.

Example :

Offset(dB) = RF cable loss(dB) + attenuator factor(dB).

= 4.2 + 10 = 14.2 (dB)

2.5 Frequency List of Low/Middle/High Channels

LTE Band 2 Channel and Frequency List				
BW [MHz]	**Channel/Frequency(MHz)**	**Lowest**	**Middle**	**Highest**
20	Channel	18700	18900	19100
	Frequency	1860	1880	1900
15	Channel	18675	18900	19125
	Frequency	1857.5	1880	1902.5
10	Channel	18650	18900	19150
	Frequency	1855	1880	1905
5	Channel	18625	18900	19175
	Frequency	1852.5	1880	1907.5
3	Channel	18615	18900	19185
	Frequency	1851.5	1880	1908.5
1.4	Channel	18607	18900	19193
	Frequency	1850.7	1880	1909.3

LTE Band 4 Channel and Frequency List				
BW [MHz]	**Channel/Frequency(MHz)**	**Lowest**	**Middle**	**Highest**
20	Channel	20050	20175	20300
	Frequency	1720	1732.5	1745
15	Channel	20025	20175	20325
	Frequency	1717.5	1732.5	1747.5
10	Channel	20000	20175	20350
	Frequency	1715	1732.5	1750
5	Channel	19975	20175	20375
	Frequency	1712.5	1732.5	1752.5
3	Channel	19965	20175	20385
	Frequency	1711.5	1732.5	1753.5
1.4	Channel	19957	20175	20393
	Frequency	1710.7	1732.5	1754.3

LTE Band 5 Channel and Frequency List				
BW [MHz]	Channel/Frequency(MHz)	Lowest	Middle	Highest
10	Channel	20450	20525	20600
	Frequency	829	836.5	844
5	Channel	20425	20525	20625
	Frequency	826.5	836.5	846.5
3	Channel	20415	20525	20635
	Frequency	825.5	836.5	847.5
1.4	Channel	20407	20525	20643
	Frequency	824.7	836.5	848.3

LTE Band 12 Channel and Frequency List				
BW [MHz]	Channel/Frequency(MHz)	Lowest	Middle	Highest
10	Channel	23060	23095	23130
	Frequency	704	707.5	711
5	Channel	23035	23095	23155
	Frequency	701.5	707.5	713.5
3	Channel	23025	23095	23165
	Frequency	700.5	707.5	714.5
1.4	Channel	23017	23095	23173
	Frequency	699.7	707.5	715.3

LTE Band 25 Channel and Frequency List				
BW [MHz]	Channel/Frequency(MHz)	Lowest	Middle	Highest
20	Channel	26140	26340	26590
	Frequency	1860	1880	1905
15	Channel	26115	26340	26615
	Frequency	1857.5	1880	1907.5
10	Channel	26090	26340	26640
	Frequency	1855	1880	1910
5	Channel	26065	26340	26665
	Frequency	1852.5	1880	1912.5
3	Channel	26055	26340	26675
	Frequency	1851.5	1880	1913.5
1.4	Channel	26047	26340	26683
	Frequency	1850.7	1880	1914.3

LTE Band 41 Channel and Frequency List				
BW [MHz]	Channel/Frequency(MHz)	Lowest	Middle	Highest
20	Channel	39750	40620	41490
	Frequency	2506.0	2593.0	2680.0
15	Channel	39725	40620	41515
	Frequency	2503.5	2593.0	2682.5
10	Channel	39700	40620	41540
	Frequency	2501.0	2593.0	2685.0
5	Channel	39675	40620	41565
	Frequency	2498.5	2593.0	2687.5

LTE Band 66 Channel and Frequency List				
BW [MHz]	Channel/Frequency(MHz)	Lowest	Middle	Highest
20	Channel	132072	132322	132572
	Frequency	1720	1745	1770
15	Channel	132047	132322	132597
	Frequency	1717.5	1745	1772.5
10	Channel	132022	132322	132622
	Frequency	1715	1745	1775
5	Channel	131997	132322	132647
	Frequency	1712.5	1745	1777.5
3	Channel	131987	132322	132657
	Frequency	1711.5	1745	1778.5
1.4	Channel	131979	132322	132665
	Frequency	1710.7	1745	1779.3

LTE Band 71 Channel and Frequency List				
BW [MHz]	Channel/Frequency(MHz)	Lowest	Middle	Highest
20	Channel	133222	133297	133372
	Frequency	673.0	680.5	688.0
15	Channel	133197	133297	133397
	Frequency	670.5	680.5	690.5
10	Channel	133172	133297	133422
	Frequency	668.0	680.5	693.0
5	Channel	133147	133297	133447
	Frequency	665.5	680.5	695.5

LTE Band 2C Channel and Frequency List_CA					
BW [MHz]	Channel/Frequency(MHz)		Lowest	Middle	Highest
5 + 20	PCC	Channel	18633	18808	18983
		Frequency	1853.3	1870.8	1888.3
	SCC	Channel	18750	18925	19100
		Frequency	1865.0	1882.5	1900.0
20 + 5	PCC	Channel	18700	18875	19050
		Frequency	1860.0	1877.5	1895.0
	SCC	Channel	18817	18992	19167
		Frequency	1871.7	1889.2	1906.7
10 + 15	PCC	Channel	18653	18829	19005
		Frequency	1855.3	1872.9	1890.5
	SCC	Channel	18773	18949	19100
		Frequency	1867.3	1884.9	1900.0
15 + 10	PCC	Channel	18675	18851	19027
		Frequency	1857.5	1875.1	1892.7
	SCC	Channel	18795	18971	19147
		Frequency	1869.5	1887.1	1904.7
10 + 20	PCC	Channel	18655	18806	18956
		Frequency	1855.5	1870.6	1885.6
	SCC	Channel	18799	18950	19100
		Frequency	1869.9	1885.0	1900.0

LTE Band 2C Channel and Frequency List_CA					
BW [MHz]	Channel/Frequency(MHz)		Lowest	Middle	Highest
20 + 10	PCC	Channel	18700	18851	19001
		Frequency	1860.0	1875.1	1890.1
	SCC	Channel	18844	18995	19145
		Frequency	1874.4	1889.5	1904.5
15 + 15	PCC	Channel	18675	18825	18975
		Frequency	1857.5	1872.5	1887.5
	SCC	Channel	18825	18975	19125
		Frequency	1872.5	1887.5	1902.5
15 + 20	PCC	Channel	18678	18803	18929
		Frequency	1857.8	1870.3	1882.9
	SCC	Channel	18849	18974	19100
		Frequency	1874.9	1887.4	1900.0
20 + 15	PCC	Channel	18700	18826	18951
		Frequency	1860.0	1872.6	1885.1
	SCC	Channel	18871	18997	19122
		Frequency	1877.1	1889.7	1902.2
20 + 20	PCC	Channel	18700	18801	18902
		Frequency	1860.0	1870.1	1880.2
	SCC	Channel	18898	18999	19100
		Frequency	1879.8	1889.9	1900.0

LTE Band 41C Channel and Frequency List_CA					
BW [MHz]	Channel/Frequency(MHz)		Lowest	Middle	Highest
20 + 20	PCC	Channel	39750	40521	41292
		Frequency	2506.0	2583.1	2660.2
	SCC	Channel	39948	40719	41490
		Frequency	2525.8	2602.9	2680.0
20 + 15	PCC	Channel	39750	40546	41341
		Frequency	2506.0	2585.6	2665.1
	SCC	Channel	39921	40717	41512
		Frequency	2523.1	2602.7	2682.2
15 + 20	PCC	Channel	39728	40523	41319
		Frequency	2503.8	2593.3	2662.9
	SCC	Channel	39899	40694	41490
		Frequency	2520.9	2600.4	2680.0
20 + 10	PCC	Channel	39750	40571	41391
		Frequency	2506.0	2588.1	2670.1
	SCC	Channel	39894	40715	41535
		Frequency	2520.4	2602.5	2684.5
10 + 20	PCC	Channel	39705	40526	41346
		Frequency	2501.5	2583.6	2665.6
	SCC	Channel	39849	40670	41490
		Frequency	2515.9	2598.0	2680.0

LTE Band 41C Channel and Frequency List_CA					
20 + 5	PCC	Channel	39750	40595	41440
		Frequency	2506.0	2590.5	2675.0
	SCC	Channel	39867	40712	41557
		Frequency	2517.7	2602.2	2686.7
5 + 20	PCC	Channel	39683	40528	41373
		Frequency	2499.3	2583.8	2668.3
	SCC	Channel	39800	40645	41490
		Frequency	2511.0	2595.5	2680.0
15 + 15	PCC	Channel	39725	40545	41365
		Frequency	2503.5	2585.5	2667.5
	SCC	Channel	39875	40695	41515
		Frequency	2518.5	2600.5	2682.5
10 + 15	PCC	Channel	39703	40549	41395
		Frequency	2501.3	2585.9	2670.5
	SCC	Channel	39823	40669	41515
		Frequency	2513.3	2597.9	2682.5
15 + 10	PCC	Channel	39725	40571	41417
		Frequency	2503.5	2588.1	2672.7
	SCC	Channel	39845	40691	41537
		Frequency	2515.5	2600.1	2684.7

LTE Band 66B Channel and Frequency List_CA					
BW [MHz]	Channel/Frequency(MHz)		Lowest	Middle	Highest
5 + 5	PCC	Channel	131997	132398	132599
		Frequency	1712.5	1752.6	1772.7
	SCC	Channel	132045	133346	132647
		Frequency	1717.3	1757.4	1777.5
5 + 10	PCC	Channel	132000	132375	132550
		Frequency	1712.8	1750.3	1767.8
	SCC	Channel	132072	133347	132622
		Frequency	1720.0	1757.5	1775.0
10 + 5	PCC	Channel	132022	132397	132572
		Frequency	1715.0	1752.5	1770.0
	SCC	Channel	132094	133369	132644
		Frequency	1722.2	1759.7	1777.2
5 + 15	PCC	Channel	132002	132353	132504
		Frequency	1713.0	1748.1	1763.2
	SCC	Channel	132095	133346	132597
		Frequency	1722.3	1757.4	1772.5
15 + 5	PCC	Channel	132047	132398	132549
		Frequency	1717.5	1752.6	1767.7
	SCC	Channel	132140	133391	132642
		Frequency	1726.8	1761.9	1777.0
10 + 10	PCC	Channel	132022	132373	135523
		Frequency	1715.0	1750.1	1765.1
	SCC	Channel	132121	133372	132622
		Frequency	1724.9	1760.0	1775.0

LTE Band 66C Channel and Frequency List_CA					
BW [MHz]	Channel/Frequency(MHz)		Lowest	Middle	Highest
10 + 15	PCC	Channel	132025	132351	132477
		Frequency	1715.3	1747.9	1760.5
	SCC	Channel	132145	133371	132597
		Frequency	1727.3	1759.9	1772.5
15 + 10	PCC	Channel	132047	132373	132499
		Frequency	1717.5	1750.1	1762.7
	SCC	Channel	132167	133393	132619
		Frequency	1729.5	1761.1	1774.7
10 + 20	PCC	Channel	132027	132328	132428
		Frequency	1715.5	1745.6	1755.6
	SCC	Channel	131171	133372	132572
		Frequency	1729.9	1760.0	1770.0
20 + 10	PCC	Channel	132072	132373	132473
		Frequency	1720.0	1750.1	1760.1
	SCC	Channel	132216	133417	132617
		Frequency	1734.4	1764.5	1774.5
15 + 15	PCC	Channel	132047	132347	132447
		Frequency	1717.5	1747.5	1757.5
	SCC	Channel	132197	133397	132597
		Frequency	1732.5	1762.5	1772.5
15 + 20	PCC	Channel	132050	132325	132401
		Frequency	1717.8	1745.3	1752.9
	SCC	Channel	132221	133396	132572
		Frequency	1734.9	1762.4	1770.0
20 + 15	PCC	Channel	132072	132348	132423
		Frequency	1720.0	1747.6	1755.1
	SCC	Channel	132243	133419	132594
		Frequency	1737.1	1764.7	1772.2
20 + 5	PCC	Channel	132072	132397	132522
		Frequency	1720.0	1752.5	1765.0
	SCC	Channel	132189	133414	132639
		Frequency	1731.7	1764.2	1776.7

LTE Band 66C Channel and Frequency List_CA					
5 + 20	PCC	Channel	132005	132330	132455
		Frequency	1713.3	1745.8	1758.3
	SCC	Channel	132122	132447	132572
		Frequency	1725.0	1757.5	1770.0
20 + 20	PCC	Channel	132072	132323	132374
		Frequency	1720.0	1745.1	1750.2
	SCC	Channel	132270	133421	132572
		Frequency	1739.8	1764.9	1770.0

3 Conducted Test Items

3.1 Measuring Instruments

See list of measuring instruments of this test report.

3.1.1 Test Setup

3.1.2 Conducted Output Power



3.1.3 Peak-to-Average Ratio, Occupied Bandwidth ,Conducted Band-Edge and Conducted Spurious Emission

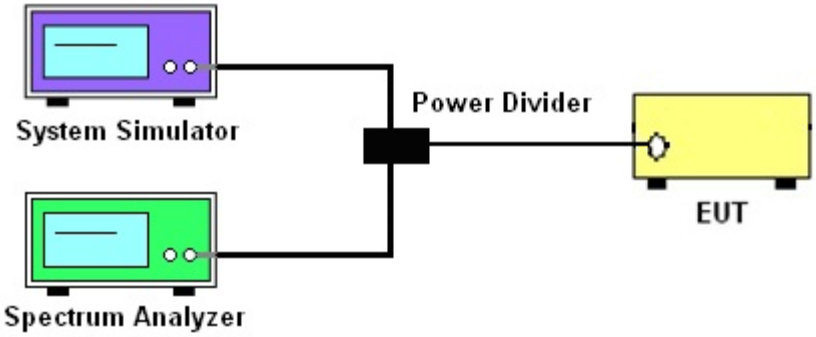

3.1.4 Frequency Stability

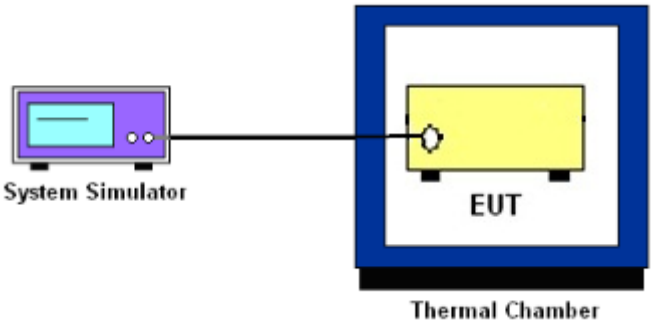

3.1.5 Test Result of Conducted Test

Please refer to Appendix A.

3.2 Conducted Output Power and ERP/EIRP

3.2.1 Description of the Conducted Output Power Measurement and ERP/EIRP Measurement

A system simulator was used to establish communication with the EUT. Its parameters were set to force the EUT transmitting at maximum output power. The measured power in the radio frequency on the transmitter output terminals shall be reported.

The ERP of mobile transmitters must not exceed 7 Watts for LTE Band 5

The ERP of mobile transmitters must not exceed 3 Watts for LTE Band 12 and Band 71

The EIRP of mobile transmitters must not exceed 2 Watts for LTE Band 2 and Band 25 and Band 41

The EIRP of mobile transmitters must not exceed 1 Watts for LTE Band 4 and Band 66

According to KDB 412172 D01 Power Approach,

EIRP = $P_T + G_T – L_C$, ERP = EIRP -2.15, where

P_T = transmitter output power in dBm

G_T = gain of the transmitting antenna in dBi

L_C = signal attenuation in the connecting cable between the transmitter and antenna in dB

3.2.2 Test Procedures

1. The transmitter output port was connected to the system simulator.
2. Set EUT at maximum power through the system simulator.
3. Select lowest, middle, and highest channels for each band and different modulation.
4. Measure and record the power level from the system simulator.

3.3 Peak-to-Average Ratio

3.3.1 Description of the PAR Measurement

Power Complementary Cumulative Distribution Function (CCDF) curves provide a means for characterizing the power peaks of a digitally modulated signal on a statistical basis. A CCDF curve depicts the probability of the peak signal amplitude exceeding the average power level. Most contemporary measurement instrumentation include the capability to produce CCDF curves for an input signal provided that the instrument's resolution bandwidth can be set wide enough to accommodate the entire input signal bandwidth. In measuring transmissions in this band using an average power technique, the peak-to-average ratio (PAR) of the transmission may not exceed 13 dB.

3.3.2 Test Procedures

The testing follows ANSI C63.26-2015 Section 5.2.6

1. The EUT was connected to spectrum and system simulator via a power divider.
2. Set the CCDF (Complementary Cumulative Distribution Function) option in spectrum analyzer.
3. The highest RF powers were measured and recorded the maximum PAPR level associated with a probability of 0.1 %.
4. Record the deviation as Peak to Average Ratio.

3.4 Occupied Bandwidth

3.4.1 Description of Occupied Bandwidth Measurement

The occupied bandwidth is the width of a frequency band such that, below the lower and above the upper frequency limits, the mean powers emitted are each equal to a specified percentage 0.5% of the total mean transmitted power.

The 26 dB emission bandwidth is defined as the frequency range between two points, one above and one below the carrier frequency, at which the spectral density of the emission is attenuated 26 dB below the maximum in-band spectral density of the modulated signal. Spectral density (power per unit bandwidth) is to be measured with a detector of resolution bandwidth equal to approximately 1.0% of the emission bandwidth.

3.4.2 Test Procedures

The testing follows ANSI C63.26-2015 Section 5.4.3 (26dB) and Section 5.4.4 (99OB)

1. The EUT was connected to spectrum analyzer and system simulator via a power divider.
2. The spectrum analyzer center frequency is set to the nominal EUT channel center frequency. The span range for the spectrum analyzer shall be between two and five times the anticipated OBW.
3. The nominal resolution bandwidth (RBW) shall be in the range of 1 to 5 % of the anticipated OBW, and the VBW shall be at least 3 times the RBW.
4. Set the detection mode to peak, and the trace mode to max hold.
5. Determine the reference value: Set the EUT to transmit a modulated signal. Allow the trace to stabilize. Set the spectrum analyzer marker to the highest level of the displayed trace.
   (this is the reference value)
6. Determine the “-26 dB down amplitude” as equal to (Reference Value – X).
7. Place two markers, one at the lowest and the other at the highest frequency of the envelope of the spectral display such that each marker is at or slightly below the “–X dB down amplitude” determined in step 6. If a marker is below this “-X dB down amplitude” value it shall be placed as close as possible to this value. The OBW is the positive frequency difference between the two markers.
8. Use the 99 % power bandwidth function of the spectrum analyzer and report the measured bandwidth.

3.5 Conducted Band Edge

3.5.1 Description of Conducted Band Edge Measurement

22.917(a)

For operations in the 824 – 849 MHz band, the FCC limit is 43 + 10log10(P[Watts]) dB below the transmitter power P(Watts) in a 100kHz bandwidth. However, in the 1MHz bands immediately outside and adjacent to the licensee's frequency block, a resolution bandwidth of at least one percent of the emission bandwidth of the fundamental emission of the transmitter may be employed.

24.238 (a)

For operations in the 1850-1910 and 1930-1990 MHz band, the FCC limit is 43 + 10log10(P[Watts]) dB below the transmitter power P(Watts) in a 1MHz bandwidth. However, in the 1 MHz bands immediately outside and adjacent to the frequency block a resolution bandwidth of at least one percent of the emission bandwidth of the fundamental emission of the transmitter may be employed.

27.53 (g)

For operations in the 600MHz band and 698-746 MHz band, the FCC limit is 43 + 10log10(P[Watts]) dB below the transmitter power P(Watts) in a 100 kHz bandwidth. However, in the 100 kilohertz bands immediately outside and adjacent to a licensee's frequency block, a resolution bandwidth of at least 30 kHz may be employed.

27.53 (h)

For operations in the 1710 – 1755 MHz band, 1755-1780 MHz, the FCC limit is 43 + 10log10(P[Watts]) dB below the transmitter power P(Watts) in a 1 MHz bandwidth. However, in the 1MHz bands immediately outside and adjacent to the licensee's frequency block, a resolution bandwidth of at least one percent of the emission bandwidth of the fundamental emission of the transmitter may be employed.

27.53(m)(4)

For mobile digital stations, the attenuation factor shall be not less than 40 + 10 log (P) dB on all frequencies between the channel edge and 5 megahertz from the channel edge, 43 + 10 log (P) dB on all frequencies between 5 megahertz and X megahertz from the channel edge, and 55 + 10 log (P) dB on all frequencies more than X megahertz from the channel edge, where X is the greater of 6 megahertz or the actual emission bandwidth as defined in paragraph (m)(6) of this section. In addition, the attenuation factor shall not be less that 43 + 10 log (P) dB on all frequencies between 2490.5 MHz and 2496 MHz and 55 + 10 log (P) dB at or below 2490.5 MHz. Mobile Satellite Service licensees operating on frequencies below 2495 MHz may also submit a documented interference complaint against BRS licensees operating on channel BRS Channel 1 on the same terms and conditions as adjacent channel BRS or EBS licensees.

3.5.2 Test Procedures

The testing follows FCC KDB 971168 D01 v03r01 Section 6.1.

1. The EUT was connected to spectrum analyzer and system simulator via a power divider.
2. The band edges of low and high channels for the highest RF powers were measured.
3. Set RBW >= 1% EBW in the 1MHz band immediately outside and adjacent to the band edge.
4. Beyond the 1 MHz band from the band edge, RBW=1MHz was used.
5. Set spectrum analyzer with RMS detector.
6. The RF fundamental frequency should be excluded against the limit line in the operating frequency band.
7. Checked that all the results comply with the emission limit line.

   The limit line is derived from 43 + 10log(P)dB below the transmitter power P(Watts)

   For LTE Band 41

   The other 40 dB, and 55 dB have additionally applied same calculation above.

3.6 Conducted Spurious Emission

3.6.1 Description of Conducted Spurious Emission Measurement

The power of any emission outside of the authorized operating frequency ranges must be lower than the transmitter power (P) by a factor of at least 43 + 10 log (P) dB.

For LTE Band 41

The power of any emission outside of the authorized operating frequency ranges must be lower than the transmitter power (P) by a factor of at least 55 + 10 log (P) dB.

It is measured by means of a calibrated spectrum analyzer and scanned from 30 MHz up to a frequency including its 10th harmonic.

3.6.2 Test Procedures

The testing follows FCC KDB 971168 D01 v03r01 Section 6.1.

1. The EUT was connected to spectrum analyzer and system simulator via a power divider.
2. The RF output of EUT was connected to the spectrum analyzer by RF cable and attenuator. The path loss was compensated to the results for each measurement.
3. The middle channel for the highest RF power within the transmitting frequency was measured.
4. The conducted spurious emission for the whole frequency range was taken.
5. Make the measurement with the spectrum analyzer's RBW = 1MHz, VBW = 3MHz.
6. Set spectrum analyzer with RMS detector.
7. Taking the record of maximum spurious emission.
8. The RF fundamental frequency should be excluded against the limit line in the operating frequency band.
9. The limit line is derived from 43 + 10log(P)dB below the transmitter power P(Watts)

   For LTE Band 41

   The limit line is derived from 55 + 10log(P)dB below the transmitter power P(Watts)

3.7 Frequency Stability

3.7.1 Description of Frequency Stability Measurement

22.355

The frequency stability shall be measured by variation of ambient temperature and variation of primary supply voltage to ensure that the fundamental emission stays within the authorized frequency block. The frequency stability of the transmitter shall be maintained within ±0.00025% (±2.5ppm) of the center frequency.

24.235 & 27.54

The frequency stability shall be sufficient to ensure that the fundamental emission stays within the authorized frequency block.

3.7.2 Test Procedures for Temperature Variation

The testing follows FCC KDB 971168 D01 v03r01 Section 9.0.

1. The EUT was set up in the thermal chamber and connected with the system simulator.
2. With power OFF, the temperature was decreased to -30°C and the EUT was stabilized before testing. Power was applied and the maximum change in frequency was recorded within one minute.
3. With power OFF, the temperature was raised in 10°C step up to 50°C. The EUT was stabilized at each step for at least half an hour. Power was applied and the maximum frequency change was recorded within one minute.

3.7.3 Test Procedures for Voltage Variation

The testing follows FCC KDB 971168 D01 v03r01 Section 9.0.

1. The EUT was placed in a temperature chamber at 20±5° C and connected with the system simulator.
2. The power supply voltage to the EUT was varied from 85% to 115% of the nominal value measured at the input to the EUT.
3. The variation in frequency was measured for the worst case.

4 Radiated Test Items

4.1 Measuring Instruments

See list of measuring instruments of this test report.

4.1.1 Test Setup

For radiated test below 30MHz

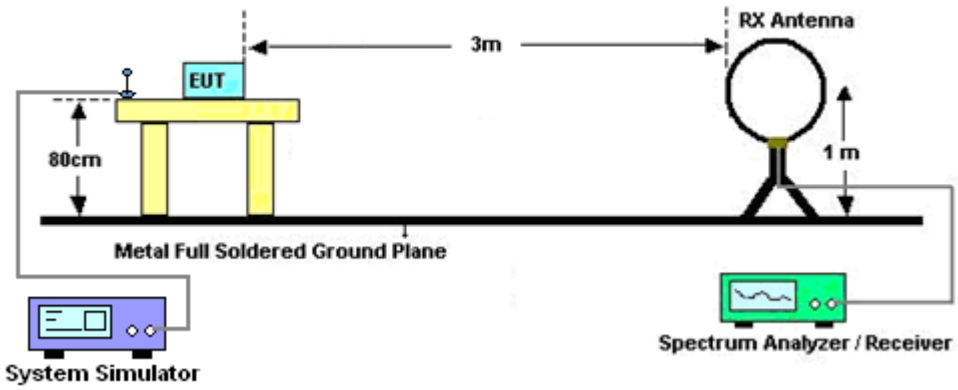

For radiated test from 30MHz to 1GHz

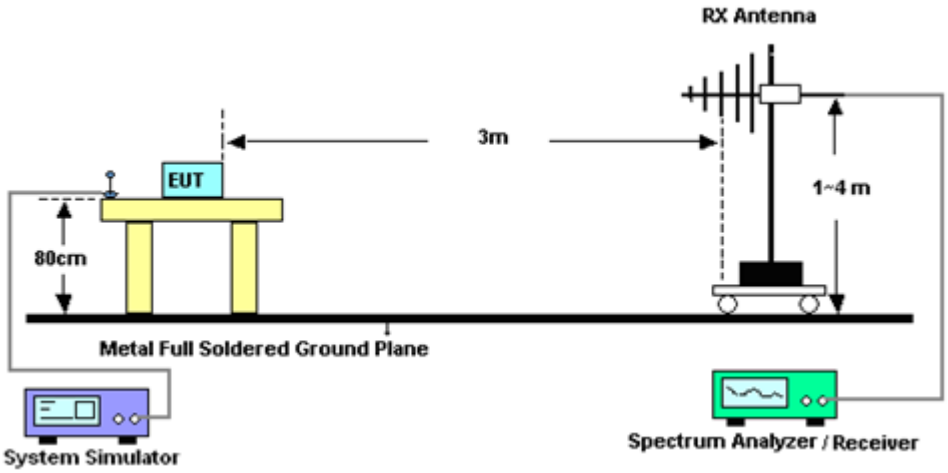

For radiated test from 1GHz to 18GHz

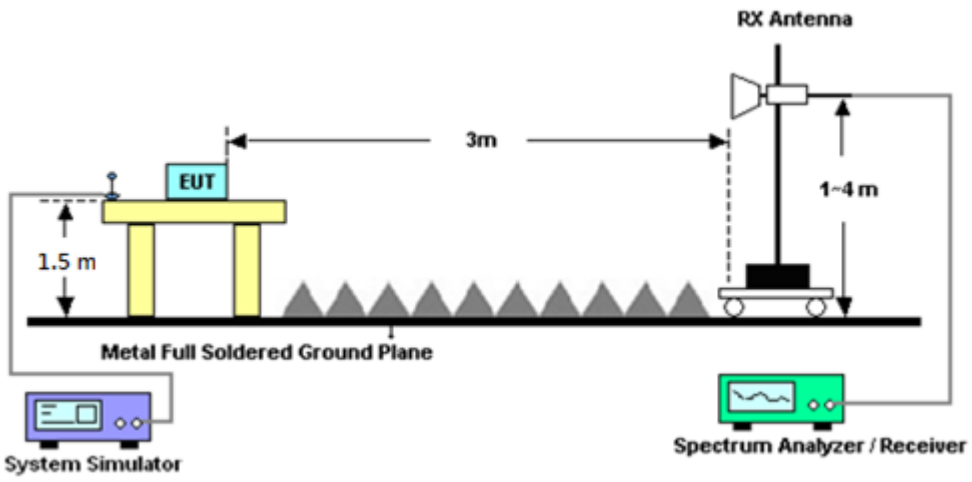

For radiated test above 18GHz

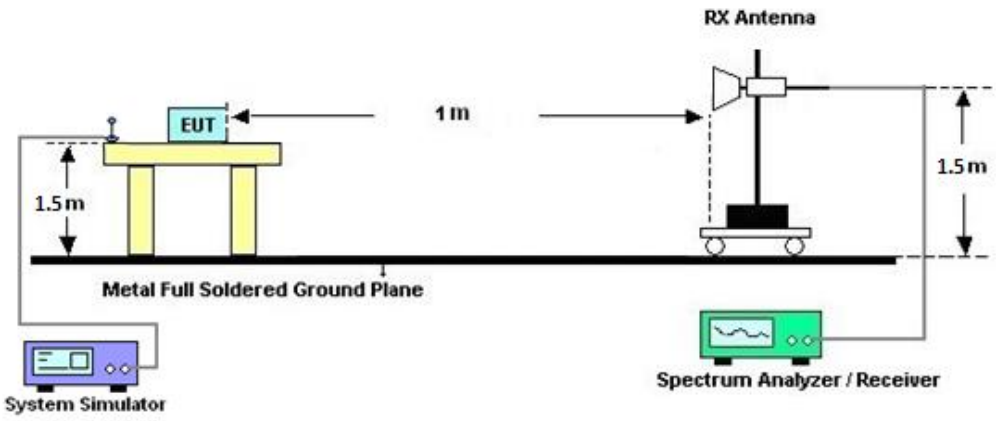

4.1.2 Test Result of Radiated Test

Please refer to Appendix B.

Note:

The low frequency, which started from 9 kHz to 30MHz, was pre-scanned and the result which was 20dB lower than the limit line was not reported.

There is adequate comparison measurement of both open-field test site and alternative test site - semi-Anechoic chamber according to 414788 D01 Radiated Test Site v01r01, and the result came out very similar.

4.2 Radiated Spurious Emission Measurement

4.2.1 Description of Radiated Spurious Emission Measurement

The radiated spurious emission was measured by substitution method according to ANSI / TIA-603-E. The power of any emission outside of the authorized operating frequency ranges must be attenuated below the transmitter power (P) by a factor of at least 43 + 10 log (P) dB.

For LTE Band 41

The power of any emission outside of the authorized operating frequency ranges must be attenuated below the transmitter power (P) by a factor of at least 55 + 10 log (P) dB.

The spectrum is scanned from 30 MHz up to a frequency including its 10th harmonic.

4.2.2 Test Procedures

The testing follows FCC KDB 971168 D01 v03r01 Section 7 and ANSI / TIA-603-E Section 2.2.12.

1. The EUT was placed on a turntable with 0.8 meter for frequency below 1GHz and 1.5 meter for frequency above 1GHz respectively above ground.
2. The EUT was set 3 meters from the receiving antenna, which was mounted on the antenna tower.
3. The table was rotated 360 degrees to determine the position of the highest spurious emission.
4. The height of the receiving antenna is varied between one meter and four meters to search the maximum spurious emission for both horizontal and vertical polarizations.
5. Make the measurement with the spectrum analyzer's RBW = 1MHz, VBW = 3MHz, taking the record of maximum spurious emission.
6. A horn antenna was substituted in place of the EUT and was driven by a signal generator.
7. Tune the output power of signal generator to the same emission level with EUT maximum spurious emission.
8. Taking the record of output power at antenna port.
9. Repeat step 7 to step 8 for another polarization.
10. The RF fundamental frequency should be excluded against the limit line in the operating frequency band.

    The limit line is derived from 43 + 10log(P)dB below the transmitter power P(Watts)

    For LTE Band 41

    The limit line is derived from 55 + 10log(P)dB below the transmitter power P(Watts)

    EIRP (dBm) = S.G. Power – Tx Cable Loss + Tx Antenna Gain

    ERP (dBm) = EIRP - 2.15

5 List of Measuring Equipment

Instrument	Brand Name	Model No.	Serial No.	Characteristics	Calibration Date	Test Date	Due Date	Remark
Loop Antenna	Rohde & Schwarz	HFH2-Z2	100488	9 kHz~30 MHz	May 13, 2022	Dec. 26, 2022~ Feb. 11, 2023	May 12, 2023	Radiation (03CH16-HY)
SHF-EHF Horn Antenna	SCHWARZBECK	BBHA9170	00993	18GHz-40GHz	Nov. 24, 2022	Dec. 26, 2022~ Feb. 11, 2023	Nov. 23, 2023	Radiation (03CH16-HY)
SHF-EHF Horn Antenna	SCHWARZBECK	BBHA9170	00994	18GHz-40GHz	Nov. 04, 2022	Dec. 26, 2022~ Feb. 11, 2023	Nov. 03, 2023	Radiation (03CH16-HY)
Spectrum Analyzer	Keysight	N9010A	MY54200486	10Hz~44GHz	Oct. 07, 2022	Dec. 26, 2022~ Feb. 11, 2023	Oct. 06, 2023	Radiation (03CH16-HY)
Preamplifier	EMEC	EM18G40G	060801	18GHz~40GHz	Jun. 28, 2022	Dec. 26, 2022~ Feb. 11, 2023	Jun. 27, 2023	Radiation (03CH16-HY)
RF Cable	HUBER + SUHNER	SUCOFLEX 102	MY2858/2	18-40G	Feb. 23, 2022	Dec. 26, 2022~ Feb. 11, 2023	Feb. 22, 2023	Radiation (03CH16-HY)
Signal Generator	Agilent	MG3694C	163401	0.1Hz~40GHz	Feb. 13, 2022	Dec. 26, 2022~ Feb. 11, 2023	Feb. 12, 2023	Radiation (03CH16-HY)
Bilog Antenna	TESEQ	CBL 6111D & 00800N1D01N-06	40103 & 07	30MHz to 1GHz	Apr. 24, 2022	Dec. 26, 2022~ Feb. 11, 2023	Apr. 23, 2023	Radiation (03CH16-HY)
Bilog Antenna	TESEQ	CBL 6111D & 00802N1D01N-06	47020 & 06	30MHz to 1GHz	Oct. 08, 2022	Dec. 26, 2022~ Feb. 11, 2023	Oct. 07, 2023	Radiation (03CH16-HY)
Horn Antenna	SCHWARZBECK	BBHA 9120 D	9120D-02114	1G~18GHz	Aug. 09, 2022	Dec. 26, 2022~ Feb. 11, 2023	Aug. 08, 2023	Radiation (03CH16-HY)
Horn Antenna	SCHWARZBECK	BBHA 9120 D	9120D-1522	1G~18GHz	Mar. 10, 2022	Dec. 26, 2022~ Feb. 11, 2023	Mar. 09, 2023	Radiation (03CH16-HY)
Amplifier	SONOMA	310N	371607	9kHz~1G	Jul. 04, 2022	Dec. 26, 2022~ Feb. 11, 2023	Jul. 03, 2023	Radiation (03CH16-HY)
Preamplifier	EMEC	EM1G18G	060837	1-18GHz	Sep. 01, 2022	Dec. 26, 2022~ Feb. 11, 2023	Aug. 31, 2023	Radiation (03CH16-HY)
Preamplifier	Keysight	83017A	MY53270264	1GHz~26.5GHz	Dec. 09, 2022	Dec. 26, 2022~ Feb. 11, 2023	Dec. 08, 2023	Radiation (03CH16-HY)
EMI Test Receiver	Keysight	N9038A	MY57290111	3Hz~26.5GHz	Dec. 15, 2022	Dec. 26, 2022~ Feb. 11, 2023	Dec. 14, 2023	Radiation (03CH16-HY)
RF Cable	HUBER + SUHNER	SUCOFLEX 104	805935/4	N/A	Aug. 09, 2022	Dec. 26, 2022~ Feb. 11, 2023	Aug. 08, 2023	Radiation (03CH16-HY)
RF Cable	HUBER + SUHNER	SUCOFLEX 104	802434/4	N/A	Aug. 09, 2022	Dec. 26, 2022~ Feb. 11, 2023	Aug. 08, 2023	Radiation (03CH16-HY)
RF Cable	HUBER + SUHNER	SUCOFLEX 102	EC-A5-300-5 757	N/A	Aug. 09, 2022	Dec. 26, 2022~ Feb. 11, 2023	Aug. 08, 2023	Radiation (03CH16-HY)
Software	Audix	E3 6.2009-8-24	RK-001136	N/A	N/A	Dec. 26, 2022~ Feb. 11, 2023	N/A	Radiation (03CH16-HY)
Controller	ChainTek	3000-1	N/A	Control Turn table & Ant Mast	N/A	Dec. 26, 2022~ Feb. 11, 2023	N/A	Radiation (03CH16-HY)
Antenna Mast	ChainTek	MBS-520-1	N/A	1m~4m	N/A	Dec. 26, 2022~ Feb. 11, 2023	N/A	Radiation (03CH16-HY)
Turn Table	ChainTek	T-200-S-1	N/A	0~360 Degree	N/A	Dec. 26, 2022~ Feb. 11, 2023	N/A	Radiation (03CH16-HY)

Instrument	Brand Name	Model No.	Serial No.	Characteristics	Calibration Date	Test Date	Due Date	Remark
Radio Communication Analyzer	Anritsu	MT8821C	6262025353	LTE FDD/TDD LTE-2CC DLCA/ULCA	Oct. 13, 2022	Nov. 28, 2022~ Feb. 20, 2023	Oct. 12, 2023	Conducted (TH03-HY)
Spectrum Analyzer	Rohde & Schwarz	FSV40	101908	10Hz~40GHz	Sep. 27, 2022	Nov. 28, 2022~ Feb. 20, 2023	Sep. 26, 2023	Conducted (TH03-HY)
Thermal Chamber	ESPEC	SH-641	92013720	-40℃ ~90℃	Sep. 07, 2022	Nov. 28, 2022~ Feb. 20, 2023	Sep. 06, 2023	Conducted (TH03-HY)
DC Power Supply	GW Instek	GPP-2323	GES906037	0V~64V；0A~6A	Jan. 06, 2022	Nov. 28, 2022~ Feb. 20, 2023	Jan. 05, 2023	Conducted (TH03-HY)
DC Power Supply	GW Instek	GPP-2323	GES906037	0V~64V；0A~6A	Dec. 29, 2022	Nov. 28, 2022~ Feb. 20, 2023	Dec. 28, 2023	Conducted (TH03-HY)
Coupler	Warison	20dB 25W SMA Directional Coupler	#B	1-18GHz	Jan. 07, 2022	Nov. 28, 2022~ Jan. 05, 2023	Jan. 06, 2023	Conducted (TH03-HY)
Coupler	Warison	20dB 25W SMA Directional Coupler	#B	1-18GHz	Jan. 06, 2023	Jan. 06, 2023~ Feb. 20, 2023	Jan. 05, 2024	Conducted (TH03-HY)

6 Uncertainty of Evaluation

Uncertainty of Radiated Emission Measurement (30 MHz ~ 1000 MHz)

Measuring Uncertainty for a Level of Confidence of 95% (U = 2Uc(y))	**2.98 dB**

Uncertainty of Radiated Emission Measurement (1 GHz ~ 18 GHz)

Measuring Uncertainty for a Level of Confidence of 95% (U = 2Uc(y))	**3.54 dB**

Uncertainty of Radiated Emission Measurement (18 GHz ~ 40 GHz)

Measuring Uncertainty for a Level of Confidence of 95% (U = 2Uc(y))	**3.79 dB**

Appendix A. Test Results of Conducted Test

Conducted Output Power(Average power & ERP/EIRP)

<OAI 2 Antenna>

LTE Band 2 Maximum Average Power [dBm] (GT - LC = 8 dB)								
BW [MHz]	RB Size	RB Offset	Mod	Lowest	Middle	Highest	EIRP (dBm)	EIRP (W)
20	1	0	QPSK	24.33	24.23	24.19	32.33	1.7100
20	1	49		24.27	24.26	24.24		
20	1	99		24.26	24.15	24.22		
20	50	0		23.37	23.16	23.21		
20	50	24		23.28	23.23	23.24		
20	50	50		23.23	23.09	23.21		
20	100	0		23.28	23.12	23.21		
20	1	0	16-QAM	23.50	23.39	23.32	31.50	1.4125
20	1	49		23.44	23.41	23.42		
20	1	99		23.45	23.26	23.28		
20	50	0		22.33	22.14	22.16		
20	50	24		22.25	22.19	22.19		
20	50	50		22.18	22.09	22.18		
20	100	0		22.24	22.08	22.17		
20	1	0	64-QAM	22.38	22.31	22.23	30.38	1.0914
20	1	49		22.37	22.32	22.34		
20	1	99		22.32	22.21	22.27		
20	50	0		21.27	21.07	21.16		
20	50	24		21.19	21.15	21.14		
20	50	50		21.15	21.04	21.15		
20	100	0		21.22	21.05	21.17		
20	1	0	256-QAM	19.44	19.18	19.21	27.46	0.5572
20	1	49		19.41	19.22	19.29		
20	1	99		19.46	19.27	19.33		
20	50	0		19.37	19.29	19.16		
20	50	24		19.29	19.34	19.18		
20	50	50		19.30	19.24	19.19		
20	100	0		19.29	19.30	19.21		
Limit	EIRP < 2W			Result			Pass	

LTE Band 2 Maximum Average Power [dBm] (GT - LC = 8 dB)								
BW [MHz]	RB Size	RB Offset	Mod	Lowest	Middle	Highest	EIRP (dBm)	EIRP (W)
15	1	0	QPSK	23.96	23.92	24.04	32.08	1.6144
15	1	37		23.98	23.99	24.08		
15	1	74		23.89	23.92	24.04		
15	36	0		22.95	22.91	22.92		
15	36	20		22.88	22.94	23.02		
15	36	39		22.80	22.89	22.93		
15	75	0		22.93	22.93	22.98		
15	1	0	16-QAM	23.11	23.11	23.19	31.23	1.3274
15	1	37		23.14	23.13	23.23		
15	1	74		23.09	23.04	23.13		
15	36	0		21.96	21.88	21.92		
15	36	20		21.89	21.92	22.01		
15	36	39		21.82	21.86	21.95		
15	75	0		21.90	21.90	21.92		
15	1	0	64-QAM	22.07	22.02	22.09	30.18	1.0423
15	1	37		22.11	22.12	22.18		
15	1	74		21.98	21.98	22.09		
15	36	0		20.96	20.90	20.91		
15	36	20		20.86	20.92	20.99		
15	36	39		20.85	20.86	20.92		
15	75	0		20.87	20.87	20.92		
15	1	0	256-QAM	19.44	19.09	19.19	27.44	0.5546
15	1	37		19.38	19.14	19.29		
15	1	74		19.44	19.20	19.29		
15	36	0		19.36	19.26	19.16		
15	36	20		19.27	19.31	19.18		
15	36	39		19.20	19.16	19.10		
15	75	0		19.19	19.23	19.15		
Limit	EIRP < 2W			Result			Pass	

LTE Band 2 Maximum Average Power [dBm] (GT - LC = 8 dB)								
BW [MHz]	RB Size	RB Offset	Mod	Lowest	Middle	Highest	EIRP (dBm)	EIRP (W)
10	1	0	QPSK	23.92	23.90	23.99	32.05	1.6032
10	1	25		23.80	23.90	24.05		
10	1	49		23.80	23.89	24.02		
10	25	0		22.85	22.81	22.93		
10	25	12		22.81	22.82	22.98		
10	25	25		22.72	22.81	22.84		
10	50	0		22.82	22.84	22.88		
10	1	0	16-QAM	23.09	23.12	23.16	31.16	1.3062
10	1	25		23.00	23.04	23.16		
10	1	49		23.00	23.02	23.12		
10	25	0		21.86	21.82	21.94		
10	25	12		21.81	21.85	21.99		
10	25	25		21.72	21.84	21.83		
10	50	0		21.81	21.82	21.85		
10	1	0	64-QAM	21.98	22.00	22.13	30.13	1.0304
10	1	25		21.89	21.99	22.11		
10	1	49		21.92	22.02	22.07		
10	25	0		20.85	20.79	20.87		
10	25	12		20.79	20.82	20.95		
10	25	25		20.70	20.80	20.81		
10	50	0		20.79	20.81	20.85		
10	1	0	256-QAM	19.43	19.11	19.13	27.43	0.5534
10	1	25		19.37	19.15	19.21		
10	1	49		19.42	19.21	19.30		
10	25	0		19.27	19.21	19.10		
10	25	12		19.19	19.34	19.09		
10	25	25		19.24	19.22	19.10		
10	50	0		19.20	19.23	19.17		
Limit	EIRP < 2W			Result			Pass	

LTE Band 2 Maximum Average Power [dBm] (GT - LC = 8 dB)								
BW [MHz]	RB Size	RB Offset	Mod	Lowest	Middle	Highest	EIRP (dBm)	EIRP (W)
5	1	0	QPSK	23.90	23.91	24.10	32.10	1.6218
5	1	12		23.86	23.89	24.06		
5	1	24		23.80	23.87	24.05		
5	12	0		22.84	22.84	23.03		
5	12	7		22.79	22.84	23.00		
5	12	13		22.72	22.79	22.88		
5	25	0		22.81	22.81	22.95		
5	1	0	16-QAM	23.09	23.09	23.19	31.19	1.3152
5	1	12		23.02	23.05	23.13		
5	1	24		22.98	23.03	23.13		
5	12	0		21.81	21.81	22.02		
5	12	7		21.76	21.83	21.97		
5	12	13		21.71	21.75	21.87		
5	25	0		21.81	21.83	21.96		
5	1	0	64-QAM	22.03	22.02	22.16	30.16	1.0375
5	1	12		21.96	22.01	22.14		
5	1	24		21.90	21.95	22.10		
5	12	0		20.82	20.82	21.05		
5	12	7		20.78	20.85	21.00		
5	12	13		20.70	20.80	20.89		
5	25	0		20.77	20.79	20.94		
5	1	0	256-QAM	19.37	19.16	19.11	27.45	0.5559
5	1	12		19.36	19.18	19.21		
5	1	24		19.45	19.24	19.27		
5	12	0		19.36	19.19	19.06		
5	12	7		19.22	19.24	19.14		
5	12	13		19.30	19.14	19.13		
5	25	0		19.26	19.24	19.21		
Limit	EIRP < 2W			Result			Pass	

LTE Band 2 Maximum Average Power [dBm] (GT - LC = 8 dB)								
BW [MHz]	RB Size	RB Offset	Mod	Lowest	Middle	Highest	EIRP (dBm)	EIRP (W)
3	1	0	QPSK	23.84	23.86	24.00	32.00	1.5849
3	1	8		23.78	23.83	23.98		
3	1	14		23.80	23.86	24.00		
3	8	0		22.79	22.85	22.99		
3	8	4		22.79	22.77	22.92		
3	8	7		22.81	22.83	22.92		
3	15	0		22.80	22.84	22.98		
3	1	0	16-QAM	23.04	23.04	23.11	31.11	1.2912
3	1	8		22.97	22.99	23.05		
3	1	14		22.99	23.00	23.08		
3	8	0		21.89	21.91	22.04		
3	8	4		21.83	21.85	21.99		
3	8	7		21.86	21.90	21.99		
3	15	0		21.84	21.84	22.00		
3	1	0	64-QAM	21.96	21.94	22.07	30.07	1.0162
3	1	8		21.91	21.92	22.03		
3	1	14		21.91	21.97	22.06		
3	8	0		20.84	20.86	20.99		
3	8	4		20.80	20.79	20.93		
3	8	7		20.84	20.84	20.95		
3	15	0		20.79	20.82	20.99		
3	1	0	256-QAM	19.41	19.09	19.21	27.44	0.5546
3	1	8		19.32	19.19	19.24		
3	1	14		19.44	19.22	19.32		
3	8	0		19.36	19.28	19.12		
3	8	4		19.25	19.25	19.15		
3	8	7		19.20	19.16	19.09		
3	15	0		19.28	19.28	19.18		
Limit	EIRP < 2W			Result			Pass	

LTE Band 2 Maximum Average Power [dBm] (GT - LC = 8 dB)								
BW [MHz]	RB Size	RB Offset	Mod	Lowest	Middle	Highest	EIRP (dBm)	EIRP (W)
1.4	1	0	QPSK	23.98	23.90	23.99	32.02	1.5922
1.4	1	3		23.99	23.91	24.00		
1.4	1	5		23.93	23.91	24.00		
1.4	3	0		24.00	23.92	24.01		
1.4	3	1		23.98	23.92	24.02		
1.4	3	3		23.96	23.89	24.02		
1.4	6	0		22.95	22.91	22.98		
1.4	1	0	16-QAM	23.12	23.08	23.10	31.14	1.3002
1.4	1	3		23.14	23.11	23.14		
1.4	1	5		23.07	23.09	23.09		
1.4	3	0		22.97	22.94	23.02		
1.4	3	1		22.99	22.93	23.06		
1.4	3	3		22.94	22.88	23.02		
1.4	6	0		21.95	21.96	22.03		
1.4	1	0	64-QAM	22.09	22.07	22.09	30.10	1.0233
1.4	1	3		22.05	22.03	22.08		
1.4	1	5		22.02	22.03	22.10		
1.4	3	0		22.04	22.00	22.06		
1.4	3	1		22.04	21.99	22.06		
1.4	3	3		22.00	21.96	22.07		
1.4	6	0		20.86	20.84	20.94		
1.4	1	0	256-QAM	19.25	19.26	19.28	27.29	0.5358
1.4	1	3		19.26	19.28	19.29		
1.4	1	5		19.20	19.21	19.23		
1.4	3	0		19.23	19.25	19.25		
1.4	3	1		19.22	19.23	19.24		
1.4	3	3		19.20	19.22	19.23		
1.4	6	0		19.16	19.13	19.15		
Limit	EIRP < 2W			Result			Pass	

LTE Band 25 Maximum Average Power [dBm] (GT - LC = 8 dB)								
BW [MHz]	RB Size	RB Offset	Mod	Lowest	Middle	Highest	EIRP (dBm)	EIRP (W)
20	1	0	QPSK	23.89	24.00	23.94	32.00	1.5849
20	1	49		23.86	23.97	23.90		
20	1	99		23.84	23.88	23.89		
20	50	0		22.98	22.88	22.77		
20	50	24		22.86	22.93	22.89		
20	50	50		22.86	22.79	22.63		
20	100	0		22.88	22.85	22.70		
20	1	0	16-QAM	23.12	23.23	23.14	31.23	1.3274
20	1	49		23.09	23.16	23.06		
20	1	99		23.08	23.04	23.03		
20	50	0		21.93	21.88	21.73		
20	50	24		21.85	21.93	21.86		
20	50	50		21.84	21.80	21.63		
20	100	0		21.87	21.81	21.66		
20	1	0	64-QAM	22.00	22.11	22.06	30.11	1.0257
20	1	49		22.00	22.08	21.99		
20	1	99		21.95	21.94	21.95		
20	50	0		20.91	20.82	20.69		
20	50	24		20.83	20.89	20.83		
20	50	50		20.80	20.76	20.58		
20	100	0		20.85	20.79	20.63		
20	1	0	256-QAM	18.97	19.14	19.10	27.14	0.5176
20	1	49		19.05	19.13	19.02		
20	1	99		19.09	19.12	19.04		
20	50	0		19.00	18.95	18.77		
20	50	24		18.95	19.00	18.92		
20	50	50		18.97	18.90	18.68		
20	100	0		18.96	18.93	18.74		
Limit	EIRP < 2W			Result			Pass	

LTE Band 25 Maximum Average Power [dBm] (GT - LC = 8 dB)								
BW [MHz]	RB Size	RB Offset	Mod	Lowest	Middle	Highest	EIRP (dBm)	EIRP (W)
15	1	0	QPSK	23.85	23.99	23.95	31.99	1.5812
15	1	37		23.88	23.98	23.94		
15	1	74		23.85	23.91	23.90		
15	36	0		22.87	22.90	22.85		
15	36	20		22.82	22.88	22.84		
15	36	39		22.79	22.87	22.75		
15	75	0		22.86	22.85	22.84		
15	1	0	16-QAM	23.10	23.20	23.13	31.20	1.3183
15	1	37		23.08	23.17	23.07		
15	1	74		23.05	23.07	23.04		
15	36	0		21.87	21.87	21.86		
15	36	20		21.80	21.90	21.84		
15	36	39		21.79	21.85	21.75		
15	75	0		21.83	21.86	21.81		
15	1	0	64-QAM	21.98	22.11	22.05	30.11	1.0257
15	1	37		21.99	22.08	22.03		
15	1	74		21.94	21.97	21.98		
15	36	0		20.88	20.90	20.83		
15	36	20		20.80	20.88	20.85		
15	36	39		20.80	20.88	20.72		
15	75	0		20.77	20.83	20.76		
15	1	0	256-QAM	18.93	19.12	19.08	27.12	0.5152
15	1	37		18.98	19.12	18.92		
15	1	74		19.07	19.05	18.95		
15	36	0		18.96	18.93	18.70		
15	36	20		18.94	18.90	18.83		
15	36	39		18.89	18.88	18.63		
15	75	0		18.92	18.93	18.71		
Limit	EIRP < 2W			Result			Pass	

LTE Band 25 Maximum Average Power [dBm] (GT - LC = 8 dB)								
BW [MHz]	RB Size	RB Offset	Mod	Lowest	Middle	Highest	EIRP (dBm)	EIRP (W)
10	1	0	QPSK	23.86	23.98	23.92	31.98	1.5776
10	1	25		23.83	23.96	23.94		
10	1	49		23.81	23.93	23.93		
10	25	0		22.85	22.88	23.03		
10	25	12		22.84	22.92	22.92		
10	25	25		22.73	22.88	22.86		
10	50	0		22.83	22.90	22.99		
10	1	0	16-QAM	23.08	23.19	23.06	31.19	1.3152
10	1	25		23.04	23.17	23.04		
10	1	49		23.01	23.11	23.07		
10	25	0		21.86	21.89	22.04		
10	25	12		21.83	21.94	21.92		
10	25	25		21.76	21.85	21.84		
10	50	0		21.79	21.87	21.98		
10	1	0	64-QAM	21.98	22.05	21.99	30.06	1.0139
10	1	25		21.92	22.06	22.03		
10	1	49		21.91	22.00	21.99		
10	25	0		20.82	20.86	20.99		
10	25	12		20.79	20.91	20.88		
10	25	25		20.72	20.84	20.80		
10	50	0		20.75	20.82	20.94		
10	1	0	256-QAM	18.95	19.07	19.03	27.12	0.5152
10	1	25		19.04	19.07	19.01		
10	1	49		19.03	19.12	19.01		
10	25	0		18.90	18.94	18.74		
10	25	12		18.90	18.96	18.83		
10	25	25		18.93	18.84	18.63		
10	50	0		18.88	18.93	18.65		
Limit	EIRP < 2W			Result			Pass	

LTE Band 25 Maximum Average Power [dBm] (GT - LC = 8 dB)								
BW [MHz]	RB Size	RB Offset	Mod	Lowest	Middle	Highest	EIRP (dBm)	EIRP (W)
5	1	0	QPSK	23.88	23.98	23.99	31.99	1.5812
5	1	12		23.90	23.97	23.95		
5	1	24		23.83	23.96	23.97		
5	12	0		22.86	22.85	22.94		
5	12	7		22.82	22.93	22.91		
5	12	13		22.76	22.89	22.87		
5	25	0		22.81	22.92	22.92		
5	1	0	16-QAM	23.08	23.19	23.07	31.19	1.3152
5	1	12		23.04	23.12	23.08		
5	1	24		23.01	23.14	23.07		
5	12	0		21.83	21.86	21.92		
5	12	7		21.80	21.89	21.88		
5	12	13		21.73	21.87	21.85		
5	25	0		21.80	21.90	21.92		
5	1	0	64-QAM	21.99	22.12	22.03	30.12	1.0280
5	1	12		22.02	22.07	22.02		
5	1	24		21.93	22.06	22.03		
5	12	0		20.81	20.86	20.94		
5	12	7		20.78	20.91	20.89		
5	12	13		20.74	20.86	20.84		
5	25	0		20.77	20.86	20.90		
5	1	0	256-QAM	18.89	19.13	19.07	27.13	0.5164
5	1	12		18.99	19.12	18.96		
5	1	24		19.00	19.11	18.96		
5	12	0		18.91	18.92	18.75		
5	12	7		18.88	18.95	18.89		
5	12	13		18.96	18.82	18.59		
5	25	0		18.92	18.93	18.65		
Limit	EIRP < 2W			Result			Pass	

LTE Band 25 Maximum Average Power [dBm] (GT - LC = 8 dB)								
BW [MHz]	RB Size	RB Offset	Mod	Lowest	Middle	Highest	EIRP (dBm)	EIRP (W)
3	1	0	QPSK	23.84	23.96	23.94	31.96	1.5704
3	1	8		23.80	23.89	23.91		
3	1	14		23.85	23.95	23.95		
3	8	0		22.84	22.93	22.92		
3	8	4		22.81	22.89	22.87		
3	8	7		22.81	22.90	22.91		
3	15	0		22.84	22.93	22.89		
3	1	0	16-QAM	23.03	23.16	23.04	31.16	1.3062
3	1	8		23.03	23.11	23.04		
3	1	14		23.04	23.11	23.05		
3	8	0		21.89	22.00	21.96		
3	8	4		21.86	21.94	21.92		
3	8	7		21.88	21.98	21.97		
3	15	0		21.84	21.94	21.91		
3	1	0	64-QAM	21.88	22.05	22.00	30.05	1.0116
3	1	8		21.91	22.01	21.97		
3	1	14		21.97	22.02	22.00		
3	8	0		20.82	20.91	20.90		
3	8	4		20.78	20.89	20.85		
3	8	7		20.83	20.91	20.92		
3	15	0		20.78	20.89	20.87		
3	1	0	256-QAM	18.95	19.09	19.06	27.09	0.5117
3	1	8		19.01	19.03	18.93		
3	1	14		19.03	19.08	19.01		
3	8	0		18.93	18.87	18.71		
3	8	4		18.91	18.93	18.88		
3	8	7		18.89	18.80	18.67		
3	15	0		18.89	18.90	18.72		
Limit	EIRP < 2W			Result			Pass	

LTE Band 25 Maximum Average Power [dBm] (GT - LC = 8 dB)								
BW [MHz]	RB Size	RB Offset	Mod	Lowest	Middle	Highest	EIRP (dBm)	EIRP (W)
1.4	1	0	QPSK	23.83	23.96	23.90	31.96	1.5704
1.4	1	3		23.84	23.95	23.94		
1.4	1	5		23.83	23.92	23.90		
1.4	3	0		23.86	23.93	23.92		
1.4	3	1		23.84	23.95	23.90		
1.4	3	3		23.86	23.96	23.92		
1.4	6	0		22.84	22.95	22.93		
1.4	1	0	16-QAM	23.07	23.13	23.04	31.14	1.3002
1.4	1	3		23.07	23.14	23.09		
1.4	1	5		23.03	23.14	23.07		
1.4	3	0		22.84	22.91	22.92		
1.4	3	1		22.84	22.95	22.93		
1.4	3	3		22.85	22.94	22.92		
1.4	6	0		21.89	21.99	21.94		
1.4	1	0	64-QAM	21.97	22.07	22.03	30.07	1.0162
1.4	1	3		21.96	22.04	22.03		
1.4	1	5		21.95	22.04	22.03		
1.4	3	0		21.92	22.00	21.98		
1.4	3	1		21.91	22.01	21.98		
1.4	3	3		21.93	22.03	21.97		
1.4	6	0		20.79	20.87	20.85		
1.4	1	0	256-QAM	19.00	19.10	18.87	27.13	0.5164
1.4	1	3		18.99	19.13	18.89		
1.4	1	5		18.96	19.10	18.86		
1.4	3	0		19.02	19.07	18.84		
1.4	3	1		19.02	19.08	18.85		
1.4	3	3		19.04	19.09	18.86		
1.4	6	0		18.98	19.02	18.81		
Limit	EIRP < 2W			Result			Pass	

LTE Band 4 Maximum Average Power [dBm] (GT - LC = 5 dB)								
BW [MHz]	RB Size	RB Offset	Mod	Lowest	Middle	Highest	EIRP (dBm)	EIRP (W)
20	1	0	QPSK	24.71	24.72	24.73	29.73	0.9397
20	1	49		24.69	24.68	24.71		
20	1	99		24.65	24.63	24.66		
20	50	0		23.77	23.68	23.67		
20	50	24		23.68	23.68	23.70		
20	50	50		23.69	23.71	23.59		
20	100	0		23.69	23.68	23.64		
20	1	0	16-QAM	23.90	23.90	23.95	28.95	0.7852
20	1	49		23.88	23.89	23.95		
20	1	99		23.86	23.86	23.87		
20	50	0		22.72	22.64	22.67		
20	50	24		22.68	22.64	22.68		
20	50	50		22.67	22.67	22.56		
20	100	0		22.68	22.67	22.60		
20	1	0	64-QAM	22.82	22.81	22.85	27.85	0.6095
20	1	49		22.78	22.78	22.80		
20	1	99		22.76	22.77	22.77		
20	50	0		21.74	21.61	21.62		
20	50	24		21.67	21.63	21.66		
20	50	50		21.65	21.68	21.56		
20	100	0		21.69	21.64	21.62		
20	1	0	256-QAM	19.66	19.70	19.68	24.84	0.3048
20	1	49		19.70	19.73	19.73		
20	1	99		19.80	19.80	19.84		
20	50	0		19.61	19.54	19.55		
20	50	24		19.59	19.58	19.62		
20	50	50		19.65	19.69	19.59		
20	100	0		19.62	19.61	19.57		
Limit	EIRP < 1W			Result			Pass	

LTE Band 4 Maximum Average Power [dBm] (GT - LC = 5 dB)								
BW [MHz]	RB Size	RB Offset	Mod	Lowest	Middle	Highest	EIRP (dBm)	EIRP (W)
15	1	0	QPSK	24.76	24.76	24.79	29.79	0.9528
15	1	37		24.73	24.74	24.70		
15	1	74		24.69	24.70	24.72		
15	36	0		23.72	23.74	23.68		
15	36	20		23.63	23.68	23.62		
15	36	39		23.66	23.65	23.63		
15	75	0		23.65	23.70	23.71		
15	1	0	16-QAM	23.92	23.94	23.99	28.99	0.7925
15	1	37		23.89	23.93	23.91		
15	1	74		23.87	23.90	23.91		
15	36	0		22.68	22.70	22.68		
15	36	20		22.64	22.64	22.64		
15	36	39		22.64	22.68	22.66		
15	75	0		22.67	22.63	22.68		
15	1	0	64-QAM	22.82	22.84	22.91	27.91	0.6180
15	1	37		22.84	22.86	22.81		
15	1	74		22.78	22.80	22.82		
15	36	0		21.69	21.69	21.70		
15	36	20		21.66	21.68	21.65		
15	36	39		21.63	21.68	21.60		
15	75	0		21.66	21.63	21.66		
15	1	0	256-QAM	19.64	19.67	19.64	24.78	0.3006
15	1	37		19.69	19.72	19.58		
15	1	74		19.74	19.78	19.75		
15	36	0		19.58	19.56	19.56		
15	36	20		19.55	19.59	19.54		
15	36	39		19.55	19.63	19.57		
15	75	0		19.57	19.59	19.54		
Limit	EIRP < 1W			Result			Pass	

LTE Band 4 Maximum Average Power [dBm] (GT - LC = 5 dB)								
BW [MHz]	RB Size	RB Offset	Mod	Lowest	Middle	Highest	EIRP (dBm)	EIRP (W)
10	1	0	QPSK	24.76	24.75	24.80	29.80	0.9550
10	1	25		24.75	24.75	24.72		
10	1	49		24.72	24.71	24.75		
10	25	0		23.73	23.70	23.75		
10	25	12		23.70	23.70	23.71		
10	25	25		23.69	23.73	23.67		
10	50	0		23.72	23.73	23.76		
10	1	0	16-QAM	23.93	23.94	24.00	29.00	0.7943
10	1	25		23.93	23.94	23.92		
10	1	49		23.89	23.92	23.94		
10	25	0		22.74	22.73	22.73		
10	25	12		22.70	22.68	22.71		
10	25	25		22.69	22.72	22.65		
10	50	0		22.68	22.70	22.72		
10	1	0	64-QAM	22.82	22.84	22.90	27.90	0.6166
10	1	25		22.83	22.86	22.83		
10	1	49		22.81	22.82	22.86		
10	25	0		21.74	21.71	21.73		
10	25	12		21.70	21.71	21.69		
10	25	25		21.69	21.73	21.68		
10	50	0		21.69	21.69	21.71		
10	1	0	256-QAM	19.60	19.59	19.66	24.75	0.2985
10	1	25		19.62	19.68	19.64		
10	1	49		19.65	19.70	19.75		
10	25	0		19.49	19.53	19.52		
10	25	12		19.51	19.55	19.55		
10	25	25		19.50	19.57	19.53		
10	50	0		19.53	19.56	19.58		
Limit	EIRP < 1W			Result			Pass	

LTE Band 4 Maximum Average Power [dBm] (GT - LC = 5 dB)								
BW [MHz]	RB Size	RB Offset	Mod	Lowest	Middle	Highest	EIRP (dBm)	EIRP (W)
5	1	0	QPSK	24.79	24.79	24.83	29.83	0.9616
5	1	12		24.78	24.78	24.82		
5	1	24		24.75	24.76	24.80		
5	12	0		23.76	23.73	23.79		
5	12	7		23.72	23.70	23.76		
5	12	13		23.66	23.70	23.72		
5	25	0		23.69	23.74	23.79		
5	1	0	16-QAM	23.91	23.96	24.00	29.00	0.7943
5	1	12		23.92	23.96	23.97		
5	1	24		23.90	23.94	23.94		
5	12	0		22.74	22.73	22.75		
5	12	7		22.71	22.69	22.76		
5	12	13		22.63	22.70	22.69		
5	25	0		22.67	22.72	22.77		
5	1	0	64-QAM	22.87	22.90	22.93	27.93	0.6209
5	1	12		22.85	22.88	22.92		
5	1	24		22.83	22.88	22.88		
5	12	0		21.75	21.71	21.77		
5	12	7		21.71	21.70	21.77		
5	12	13		21.68	21.72	21.72		
5	25	0		21.68	21.72	21.77		
5	1	0	256-QAM	19.47	19.69	19.70	24.74	0.2979
5	1	12		19.61	19.67	19.71		
5	1	24		19.66	19.74	19.74		
5	12	0		19.52	19.52	19.54		
5	12	7		19.50	19.50	19.56		
5	12	13		19.44	19.52	19.50		
5	25	0		19.47	19.55	19.59		
Limit	EIRP < 1W			Result			Pass	

LTE Band 4 Maximum Average Power [dBm] (GT - LC = 5 dB)								
BW [MHz]	RB Size	RB Offset	Mod	Lowest	Middle	Highest	EIRP (dBm)	EIRP (W)
3	1	0	QPSK	24.73	24.73	24.79	29.79	0.9528
3	1	8		24.70	24.70	24.76		
3	1	14		24.72	24.71	24.76		
3	8	0		23.72	23.74	23.77		
3	8	4		23.67	23.66	23.73		
3	8	7		23.71	23.69	23.75		
3	15	0		23.73	23.71	23.76		
3	1	0	16-QAM	23.88	23.92	23.96	28.96	0.7870
3	1	8		23.88	23.92	23.95		
3	1	14		23.89	23.89	23.91		
3	8	0		22.79	22.80	22.83		
3	8	4		22.75	22.73	22.80		
3	8	7		22.77	22.75	22.81		
3	15	0		22.74	22.70	22.79		
3	1	0	64-QAM	22.81	22.83	22.89	27.89	0.6152
3	1	8		22.80	22.83	22.83		
3	1	14		22.80	22.82	22.88		
3	8	0		21.72	21.73	21.77		
3	8	4		21.70	21.69	21.75		
3	8	7		21.72	21.72	21.77		
3	15	0		21.69	21.68	21.74		
3	1	0	256-QAM	19.59	19.61	19.66	24.67	0.2931
3	1	8		19.57	19.63	19.63		
3	1	14		19.58	19.66	19.67		
3	8	0		19.53	19.59	19.62		
3	8	4		19.50	19.51	19.59		
3	8	7		19.52	19.54	19.60		
3	15	0		19.54	19.56	19.62		
Limit	EIRP < 1W			Result			Pass	

LTE Band 4 Maximum Average Power [dBm] (GT - LC = 5 dB)								
BW [MHz]	RB Size	RB Offset	Mod	Lowest	Middle	Highest	EIRP (dBm)	EIRP (W)
1.4	1	0	QPSK	24.70	24.72	24.76	29.77	0.9484
1.4	1	3		24.70	24.72	24.77		
1.4	1	5		24.70	24.71	24.75		
1.4	3	0		24.66	24.72	24.75		
1.4	3	1		24.66	24.71	24.76		
1.4	3	3		24.67	24.68	24.75		
1.4	6	0		23.68	23.73	23.77		
1.4	1	0	16-QAM	23.86	23.89	23.94	28.96	0.7870
1.4	1	3		23.88	23.91	23.96		
1.4	1	5		23.86	23.89	23.95		
1.4	3	0		23.69	23.72	23.79		
1.4	3	1		23.68	23.72	23.77		
1.4	3	3		23.68	23.69	23.78		
1.4	6	0		22.73	22.79	22.84		
1.4	1	0	64-QAM	22.83	22.88	22.90	27.90	0.6166
1.4	1	3		22.84	22.87	22.89		
1.4	1	5		22.81	22.86	22.90		
1.4	3	0		22.75	22.80	22.86		
1.4	3	1		22.75	22.81	22.85		
1.4	3	3		22.75	22.77	22.85		
1.4	6	0		21.62	21.68	21.74		
1.4	1	0	256-QAM	19.66	19.67	19.70	24.76	0.2992
1.4	1	3		19.70	19.76	19.75		
1.4	1	5		19.65	19.70	19.71		
1.4	3	0		19.64	19.70	19.71		
1.4	3	1		19.64	19.69	19.75		
1.4	3	3		19.61	19.69	19.73		
1.4	6	0		19.50	19.60	19.63		
Limit	EIRP < 1W			Result			Pass	

<OAI 0 Antenna>

LTE Band 5 Maximum Average Power [dBm] (GT - LC = 6 dB)								
BW [MHz]	RB Size	RB Offset	Mod	Lowest	Middle	Highest	ERP (dBm)	ERP (W)
10	1	0	QPSK	24.44	24.42	24.35	28.29	0.6745
10	1	25		24.41	24.42	24.36		
10	1	49		24.44	24.40	24.41		
10	25	0		23.35	23.33	23.39		
10	25	12		23.39	23.33	23.36		
10	25	25		23.51	23.27	23.41		
10	50	0		23.46	23.32	23.42		
10	1	0	16-QAM	23.61	23.65	23.51	27.51	0.5636
10	1	25		23.66	23.56	23.60		
10	1	49		23.66	23.58	23.55		
10	25	0		22.47	22.43	22.49		
10	25	12		22.49	22.46	22.45		
10	25	25		22.62	22.39	22.52		
10	50	0		22.53	22.42	22.51		
10	1	0	64-QAM	22.60	22.64	22.52	26.50	0.4467
10	1	25		22.63	22.55	22.55		
10	1	49		22.65	22.59	22.58		
10	25	0		21.47	21.42	21.48		
10	25	12		21.47	21.44	21.45		
10	25	25		21.60	21.37	21.48		
10	50	0		21.50	21.40	21.50		
10	1	0	256-QAM	19.65	19.67	19.60	23.53	0.2254
10	1	25		19.63	19.62	19.61		
10	1	49		19.68	19.49	19.57		
10	25	0		19.53	19.51	19.52		
10	25	12		19.54	19.51	19.56		
10	25	25		19.66	19.42	19.54		
10	50	0		19.59	19.45	19.58		
Limit	ERP < 7W			Result			Pass	

LTE Band 5 Maximum Average Power [dBm] (GT - LC = 6 dB)								
BW [MHz]	RB Size	RB Offset	Mod	Lowest	Middle	Highest	ERP (dBm)	ERP (W)
5	1	0	QPSK	24.12	24.10	24.07	27.98	0.6281
5	1	12		24.13	24.10	24.08		
5	1	24		24.10	24.07	24.11		
5	12	0		23.06	23.06	22.96		
5	12	7		23.09	23.04	23.03		
5	12	13		23.08	22.93	23.04		
5	25	0		23.10	22.99	23.02		
5	1	0	16-QAM	23.26	23.28	23.29	27.18	0.5224
5	1	12		23.31	23.23	23.28		
5	1	24		23.33	23.20	23.21		
5	12	0		22.16	22.14	22.06		
5	12	7		22.18	22.14	22.13		
5	12	13		22.16	22.03	22.12		
5	25	0		22.19	22.11	22.12		
5	1	0	64-QAM	22.29	22.32	22.28	26.18	0.4150
5	1	12		22.33	22.27	22.27		
5	1	24		22.31	22.25	22.26		
5	12	0		21.18	21.20	21.06		
5	12	7		21.20	21.17	21.15		
5	12	13		21.19	21.06	21.14		
5	25	0		21.19	21.09	21.10		
5	1	0	256-QAM	19.69	19.67	19.66	23.56	0.2270
5	1	12		19.70	19.67	19.62		
5	1	24		19.71	19.66	19.66		
5	12	0		19.54	19.56	19.45		
5	12	7		19.56	19.51	19.49		
5	12	13		19.54	19.42	19.50		
5	25	0		19.61	19.51	19.51		
Limit	ERP < 7W			Result			Pass	

LTE Band 5 Maximum Average Power [dBm] (GT - LC = 6 dB)								
BW [MHz]	RB Size	RB Offset	Mod	Lowest	Middle	Highest	ERP (dBm)	ERP (W)
3	1	0	QPSK	24.05	24.03	24.01	27.97	0.6266
3	1	8		24.06	24.01	24.01		
3	1	14		24.12	24.02	24.04		
3	8	0		23.04	23.00	23.01		
3	8	4		23.06	22.98	23.02		
3	8	7		23.05	22.99	23.03		
3	15	0		23.02	23.01	23.04		
3	1	0	16-QAM	23.23	23.21	23.28	27.16	0.5200
3	1	8		23.25	23.16	23.17		
3	1	14		23.31	23.16	23.17		
3	8	0		22.21	22.16	22.20		
3	8	4		22.22	22.18	22.19		
3	8	7		22.23	22.19	22.21		
3	15	0		22.16	22.15	22.17		
3	1	0	64-QAM	22.24	22.22	22.26	26.17	0.4140
3	1	8		22.26	22.19	22.21		
3	1	14		22.32	22.20	22.23		
3	8	0		21.14	21.13	21.12		
3	8	4		21.16	21.12	21.15		
3	8	7		21.19	21.17	21.17		
3	15	0		21.11	21.14	21.14		
3	1	0	256-QAM	19.64	19.61	19.58	23.57	0.2275
3	1	8		19.62	19.54	19.51		
3	1	14		19.72	19.57	19.60		
3	8	0		19.57	19.53	19.50		
3	8	4		19.54	19.51	19.52		
3	8	7		19.57	19.52	19.51		
3	15	0		19.56	19.53	19.53		
Limit	ERP < 7W			Result			Pass	

LTE Band 5 Maximum Average Power [dBm] (GT - LC = 6 dB)								
BW [MHz]	RB Size	RB Offset	Mod	Lowest	Middle	Highest	ERP (dBm)	ERP (W)
1.4	1	0	QPSK	24.08	24.01	23.99	27.94	0.6223
1.4	1	3		24.08	24.02	24.03		
1.4	1	5		24.09	24.01	24.03		
1.4	3	0		24.07	24.04	24.04		
1.4	3	1		24.07	24.04	24.03		
1.4	3	3		24.08	24.02	24.04		
1.4	6	0		23.06	23.01	23.03		
1.4	1	0	16-QAM	23.24	23.18	23.19	27.13	0.5164
1.4	1	3		23.26	23.20	23.23		
1.4	1	5		23.28	23.18	23.17		
1.4	3	0		23.06	23.03	23.01		
1.4	3	1		23.06	23.04	23.03		
1.4	3	3		23.04	23.00	23.02		
1.4	6	0		22.22	22.18	22.18		
1.4	1	0	64-QAM	22.26	22.25	22.22	26.12	0.4093
1.4	1	3		22.27	22.21	22.23		
1.4	1	5		22.27	22.22	22.22		
1.4	3	0		22.25	22.21	22.22		
1.4	3	1		22.23	22.19	22.23		
1.4	3	3		22.24	22.16	22.21		
1.4	6	0		21.13	21.07	21.07		
1.4	1	0	256-QAM	19.63	19.61	19.57	23.52	0.2249
1.4	1	3		19.64	19.67	19.63		
1.4	1	5		19.66	19.61	19.61		
1.4	3	0		19.60	19.60	19.59		
1.4	3	1		19.62	19.59	19.61		
1.4	3	3		19.60	19.57	19.61		
1.4	6	0		19.52	19.49	19.52		
Limit	ERP < 7W			Result			Pass	

LTE Band 12 Maximum Average Power [dBm] (GT - LC = 5.5 dB)								
BW [MHz]	RB Size	RB Offset	Mod	Lowest	Middle	Highest	ERP (dBm)	ERP (W)
10	1	0	QPSK	24.65	24.62	24.65	28.09	0.6442
10	1	25		24.74	24.69	24.64		
10	1	49		24.73	24.70	24.70		
10	25	0		23.58	23.70	23.82		
10	25	12		23.78	23.74	23.78		
10	25	25		23.71	23.65	23.83		
10	50	0		23.67	23.72	23.85		
10	1	0	16-QAM	23.94	23.93	23.93	27.34	0.5420
10	1	25		23.99	23.94	23.95		
10	1	49		23.99	23.94	23.98		
10	25	0		22.59	22.73	22.83		
10	25	12		22.76	22.73	22.74		
10	25	25		22.71	22.63	22.83		
10	50	0		22.65	22.69	22.84		
10	1	0	64-QAM	22.80	22.83	22.83	26.28	0.4246
10	1	25		22.93	22.87	22.82		
10	1	49		22.91	22.91	22.92		
10	25	0		21.58	21.68	21.80		
10	25	12		21.76	21.69	21.75		
10	25	25		21.70	21.60	21.80		
10	50	0		21.63	21.65	21.80		
10	1	0	256-QAM	19.98	19.97	20.00	23.35	0.2163
10	1	25		19.99	19.98	19.90		
10	1	49		19.94	19.93	19.94		
10	25	0		19.70	19.80	19.99		
10	25	12		19.88	19.82	19.90		
10	25	25		19.81	19.68	19.88		
10	50	0		19.74	19.74	19.97		
Limit	ERP < 3W			Result			Pass	

LTE Band 12 Maximum Average Power [dBm] (GT - LC = 5.5 dB)								
BW [MHz]	RB Size	RB Offset	Mod	Lowest	Middle	Highest	ERP (dBm)	ERP (W)
5	1	0	QPSK	24.40	24.44	24.36	27.88	0.6138
5	1	12		24.43	24.42	24.42		
5	1	24		24.53	24.46	24.42		
5	12	0		23.42	23.51	23.42		
5	12	7		23.47	23.46	23.48		
5	12	13		23.53	23.38	23.50		
5	25	0		23.47	23.43	23.51		
5	1	0	16-QAM	23.65	23.68	23.65	27.11	0.5140
5	1	12		23.73	23.67	23.74		
5	1	24		23.76	23.72	23.71		
5	12	0		22.42	22.48	22.43		
5	12	7		22.45	22.43	22.44		
5	12	13		22.52	22.35	22.47		
5	25	0		22.47	22.40	22.47		
5	1	0	64-QAM	22.54	22.59	22.51	26.03	0.4009
5	1	12		22.63	22.59	22.60		
5	1	24		22.68	22.62	22.59		
5	12	0		21.40	21.49	21.42		
5	12	7		21.45	21.45	21.47		
5	12	13		21.50	21.36	21.47		
5	25	0		21.44	21.36	21.46		
5	1	0	256-QAM	19.89	19.97	19.90	23.32	0.2148
5	1	12		19.90	19.92	19.96		
5	1	24		19.96	19.95	19.89		
5	12	0		19.72	19.81	19.80		
5	12	7		19.76	19.76	19.80		
5	12	13		19.82	19.68	19.80		
5	25	0		19.82	19.72	19.88		
Limit	ERP < 3W			Result			Pass	

LTE Band 12 Maximum Average Power [dBm] (GT - LC = 5.5 dB)								
BW [MHz]	RB Size	RB Offset	Mod	Lowest	Middle	Highest	ERP (dBm)	ERP (W)
3	1	0	QPSK	24.33	24.36	24.32	27.73	0.5929
3	1	8		24.31	24.34	24.29		
3	1	14		24.38	24.36	24.34		
3	8	0		23.43	23.44	23.44		
3	8	4		23.43	23.44	23.42		
3	8	7		23.46	23.42	23.46		
3	15	0		23.47	23.43	23.47		
3	1	0	16-QAM	23.64	23.66	23.71	27.06	0.5082
3	1	8		23.66	23.62	23.65		
3	1	14		23.69	23.63	23.67		
3	8	0		22.49	22.49	22.50		
3	8	4		22.50	22.51	22.47		
3	8	7		22.52	22.48	22.53		
3	15	0		22.47	22.44	22.47		
3	1	0	64-QAM	22.51	22.54	22.56	25.91	0.3899
3	1	8		22.53	22.55	22.51		
3	1	14		22.56	22.55	22.54		
3	8	0		21.41	21.43	21.43		
3	8	4		21.44	21.44	21.44		
3	8	7		21.48	21.41	21.48		
3	15	0		21.44	21.42	21.44		
3	1	0	256-QAM	19.81	19.90	19.91	23.26	0.2118
3	1	8		19.84	19.88	19.82		
3	1	14		19.90	19.84	19.84		
3	8	0		19.77	19.80	19.81		
3	8	4		19.75	19.79	19.75		
3	8	7		19.77	19.75	19.81		
3	15	0		19.79	19.78	19.80		
Limit	ERP < 3W			Result			Pass	

LTE Band 12 Maximum Average Power [dBm] (GT - LC = 5.5 dB)								
BW [MHz]	RB Size	RB Offset	Mod	Lowest	Middle	Highest	ERP (dBm)	ERP (W)
1.4	1	0	QPSK	24.31	24.34	24.28	27.72	0.5916
1.4	1	3		24.37	24.34	24.35		
1.4	1	5		24.36	24.34	24.31		
1.4	3	0		24.32	24.34	24.29		
1.4	3	1		24.32	24.34	24.30		
1.4	3	3		24.36	24.35	24.30		
1.4	6	0		23.43	23.45	23.42		
1.4	1	0	16-QAM	23.61	23.62	23.62	27.03	0.5047
1.4	1	3		23.68	23.63	23.67		
1.4	1	5		23.65	23.62	23.63		
1.4	3	0		23.42	23.44	23.36		
1.4	3	1		23.42	23.44	23.39		
1.4	3	3		23.44	23.44	23.40		
1.4	6	0		22.48	22.50	22.47		
1.4	1	0	64-QAM	22.54	22.58	22.51	25.93	0.3917
1.4	1	3		22.58	22.56	22.53		
1.4	1	5		22.57	22.53	22.51		
1.4	3	0		22.50	22.53	22.48		
1.4	3	1		22.50	22.53	22.50		
1.4	3	3		22.54	22.54	22.51		
1.4	6	0		21.35	21.38	21.37		
1.4	1	0	256-QAM	19.86	19.94	19.83	23.29	0.2133
1.4	1	3		19.87	19.92	19.94		
1.4	1	5		19.86	19.91	19.88		
1.4	3	0		19.84	19.89	19.83		
1.4	3	1		19.88	19.90	19.89		
1.4	3	3		19.85	19.87	19.86		
1.4	6	0		19.73	19.79	19.77		
Limit	ERP < 3W			Result			Pass	

<OAI 2 Antenna>

LTE Band 41(HPUE) Maximum Average Power [dBm] (GT - LC = 6.8 dB)								
BW [MHz]	RB Size	RB Offset	Mod	Lowest	Middle	Highest	EIRP (dBm)	EIRP (W)
20	1	0	QPSK	24.64	24.21	24.16	31.44	1.3932
20	1	49		24.53	24.29	24.16		
20	1	99		24.43	24.33	24.24		
20	50	0		23.68	23.39	23.34		
20	50	24		23.66	23.36	23.29		
20	50	50		23.63	23.39	23.29		
20	100	0		23.65	23.35	23.30		
20	1	0	16-QAM	23.75	23.40	23.31	30.55	1.1350
20	1	49		23.70	23.43	23.35		
20	1	99		23.63	23.40	23.34		
20	50	0		22.79	22.53	22.34		
20	50	24		22.77	22.51	22.31		
20	50	50		22.74	22.50	22.31		
20	100	0		22.76	22.48	22.31		
20	1	0	64-QAM	22.67	22.36	22.24	29.49	0.8892
20	1	49		22.69	22.38	22.18		
20	1	99		22.58	22.36	22.20		
20	50	0		21.74	21.50	21.44		
20	50	24		21.75	21.49	21.39		
20	50	50		21.71	21.46	21.38		
20	100	0		21.76	21.48	21.41		
20	1	0	256-QAM	19.92	19.59	19.55	26.72	0.4699
20	1	49		19.75	19.59	19.49		
20	1	99		19.54	19.54	19.50		
20	50	0		19.87	19.69	19.65		
20	50	24		19.82	19.62	19.56		
20	50	50		19.76	19.59	19.56		
20	100	0		19.77	19.58	19.56		
Limit	EIRP < 2W			Result			Pass	

LTE Band 41(HPUE) Maximum Average Power [dBm] (GT - LC = 6.8 dB)								
BW [MHz]	RB Size	RB Offset	Mod	Lowest	Middle	Highest	EIRP (dBm)	EIRP (W)
15	1	0	QPSK	24.60	24.34	24.23	31.40	1.3804
15	1	37		24.56	24.40	24.29		
15	1	74		24.59	24.36	24.26		
15	36	0		23.65	23.34	23.27		
15	36	20		23.60	23.30	23.24		
15	36	39		23.62	23.30	23.25		
15	75	0		23.66	23.33	23.28		
15	1	0	16-QAM	23.73	23.39	23.31	30.53	1.1298
15	1	37		23.64	23.37	23.29		
15	1	74		23.66	23.37	23.32		
15	36	0		22.62	22.43	22.27		
15	36	20		22.71	22.41	22.23		
15	36	39		22.69	22.39	22.25		
15	75	0		22.78	22.46	22.29		
15	1	0	64-QAM	22.66	22.39	22.20	29.47	0.8851
15	1	37		22.67	22.38	22.23		
15	1	74		22.65	22.35	22.20		
15	36	0		21.74	21.45	21.37		
15	36	20		21.71	21.42	21.34		
15	36	39		21.73	21.41	21.36		
15	75	0		21.77	21.44	21.36		
15	1	0	256-QAM	19.85	19.54	19.52	26.66	0.4634
15	1	37		19.66	19.54	19.40		
15	1	74		19.54	19.48	19.47		
15	36	0		19.86	19.68	19.62		
15	36	20		19.79	19.62	19.54		
15	36	39		19.73	19.52	19.50		
15	75	0		19.76	19.48	19.49		
Limit	EIRP < 2W			Result			Pass	

LTE Band 41(HPUE) Maximum Average Power [dBm] (GT - LC = 6.8 dB)								
BW [MHz]	RB Size	RB Offset	Mod	Lowest	Middle	Highest	EIRP (dBm)	EIRP (W)
10	1	0	QPSK	24.61	24.28	24.15	31.41	1.3836
10	1	25		24.53	24.25	24.17		
10	1	49		24.50	24.30	24.21		
10	25	0		23.67	23.34	23.26		
10	25	12		23.67	23.34	23.26		
10	25	25		23.63	23.31	23.27		
10	50	0		23.68	23.34	23.28		
10	1	0	16-QAM	23.73	23.42	23.31	30.53	1.1298
10	1	25		23.69	23.37	23.28		
10	1	49		23.66	23.37	23.32		
10	25	0		22.72	22.50	22.30		
10	25	12		22.71	22.49	22.29		
10	25	25		22.77	22.45	22.30		
10	50	0		22.70	22.48	22.30		
10	1	0	64-QAM	22.65	22.38	22.18	29.48	0.8872
10	1	25		22.68	22.38	22.18		
10	1	49		22.65	22.34	22.20		
10	25	0		21.82	21.52	21.43		
10	25	12		21.82	21.51	21.42		
10	25	25		21.78	21.47	21.43		
10	50	0		21.79	21.46	21.37		
10	1	0	256-QAM	19.86	19.55	19.48	26.66	0.4634
10	1	25		19.69	19.57	19.49		
10	1	49		19.45	19.49	19.46		
10	25	0		19.85	19.59	19.56		
10	25	12		19.73	19.57	19.46		
10	25	25		19.69	19.51	19.47		
10	50	0		19.71	19.52	19.46		
Limit	EIRP < 2W			Result			Pass	

LTE Band 41(HPUE) Maximum Average Power [dBm] (GT - LC = 6.8 dB)								
BW [MHz]	RB Size	RB Offset	Mod	Lowest	Middle	Highest	EIRP (dBm)	EIRP (W)
5	1	0	QPSK	24.61	24.29	24.18	31.41	1.3836
5	1	12		24.59	24.30	24.20		
5	1	24		24.59	24.30	24.24		
5	12	0		23.69	23.33	23.25		
5	12	7		23.67	23.33	23.26		
5	12	13		23.66	23.29	23.27		
5	25	0		23.67	23.31	23.26		
5	1	0	16-QAM	23.74	23.39	23.29	30.54	1.1324
5	1	12		23.71	23.37	23.31		
5	1	24		23.72	23.39	23.33		
5	12	0		22.69	22.45	22.26		
5	12	7		22.68	22.45	22.26		
5	12	13		22.68	22.42	22.25		
5	25	0		22.73	22.48	22.29		
5	1	0	64-QAM	22.68	22.41	22.21	29.48	0.8872
5	1	12		22.67	22.41	22.26		
5	1	24		22.63	22.39	22.21		
5	12	0		21.78	21.46	21.38		
5	12	7		21.77	21.45	21.37		
5	12	13		21.78	21.43	21.38		
5	25	0		21.79	21.47	21.41		
5	1	0	256-QAM	19.92	19.57	19.53	26.72	0.4699
5	1	12		19.73	19.53	19.44		
5	1	24		19.54	19.54	19.46		
5	12	0		19.80	19.69	19.62		
5	12	7		19.75	19.55	19.49		
5	12	13		19.74	19.59	19.48		
5	25	0		19.77	19.56	19.52		
Limit	EIRP < 2W			Result			Pass	

<OAI 2 Antenna>

LTE Band 66 Maximum Average Power [dBm] (GT - LC = 5 dB)								
BW [MHz]	RB Size	RB Offset	Mod	Lowest	Middle	Highest	EIRP (dBm)	EIRP (W)
20	1	0	QPSK	24.38	24.40	24.50	29.50	0.8913
20	1	49		24.35	24.37	24.46		
20	1	99		24.30	24.33	24.36		
20	50	0		23.46	23.39	23.48		
20	50	24		23.34	23.38	23.46		
20	50	50		23.35	23.30	23.47		
20	100	0		23.38	23.34	23.46		
20	1	0	16-QAM	23.59	23.64	23.70	28.70	0.7413
20	1	49		23.54	23.64	23.67		
20	1	99		23.52	23.53	23.57		
20	50	0		22.42	22.35	22.45		
20	50	24		22.31	22.37	22.42		
20	50	50		22.32	22.28	22.45		
20	100	0		22.35	22.29	22.40		
20	1	0	64-QAM	22.46	22.53	22.58	27.58	0.5728
20	1	49		22.48	22.55	22.56		
20	1	99		22.40	22.45	22.46		
20	50	0		21.42	21.35	21.43		
20	50	24		21.31	21.36	21.41		
20	50	50		21.32	21.27	21.43		
20	100	0		21.35	21.30	21.44		
20	1	0	256-QAM	19.50	19.70	19.66	24.75	0.2985
20	1	49		19.62	19.71	19.65		
20	1	99		19.69	19.75	19.75		
20	50	0		19.52	19.51	19.52		
20	50	24		19.54	19.58	19.58		
20	50	50		19.63	19.56	19.57		
20	100	0		19.55	19.55	19.59		
Limit	EIRP < 1W			Result			Pass	

LTE Band 66 Maximum Average Power [dBm] (GT - LC = 5 dB)								
BW [MHz]	RB Size	RB Offset	Mod	Lowest	Middle	Highest	EIRP (dBm)	EIRP (W)
15	1	0	QPSK	24.45	24.46	24.52	29.52	0.8954
15	1	37		24.41	24.43	24.45		
15	1	74		24.39	24.40	24.43		
15	36	0		23.40	23.38	23.43		
15	36	20		23.33	23.39	23.44		
15	36	39		23.34	23.32	23.41		
15	75	0		23.38	23.38	23.45		
15	1	0	16-QAM	23.62	23.68	23.70	28.70	0.7413
15	1	37		23.58	23.64	23.68		
15	1	74		23.56	23.62	23.65		
15	36	0		22.38	22.39	22.42		
15	36	20		22.33	22.38	22.43		
15	36	39		22.33	22.29	22.40		
15	75	0		22.39	22.35	22.41		
15	1	0	64-QAM	22.52	22.59	22.61	27.61	0.5768
15	1	37		22.52	22.58	22.57		
15	1	74		22.47	22.53	22.55		
15	36	0		21.41	21.44	21.45		
15	36	20		21.35	21.42	21.47		
15	36	39		21.35	21.35	21.44		
15	75	0		21.35	21.34	21.43		
15	1	0	256-QAM	19.46	19.53	19.55	24.62	0.2897
15	1	37		19.55	19.57	19.59		
15	1	74		19.58	19.61	19.62		
15	36	0		19.42	19.43	19.44		
15	36	20		19.40	19.52	19.52		
15	36	39		19.41	19.46	19.54		
15	75	0		19.39	19.41	19.52		
Limit	EIRP < 1W			Result			Pass	

LTE Band 66 Maximum Average Power [dBm] (GT - LC = 5 dB)								
BW [MHz]	RB Size	RB Offset	Mod	Lowest	Middle	Highest	EIRP (dBm)	EIRP (W)
10	1	0	QPSK	24.38	24.39	24.48	29.48	0.8872
10	1	25		24.37	24.40	24.43		
10	1	49		24.33	24.35	24.40		
10	25	0		23.37	23.36	23.43		
10	25	12		23.33	23.39	23.41		
10	25	25		23.33	23.36	23.41		
10	50	0		23.36	23.41	23.44		
10	1	0	16-QAM	23.58	23.65	23.70	28.70	0.7413
10	1	25		23.54	23.62	23.65		
10	1	49		23.50	23.59	23.62		
10	25	0		22.38	22.38	22.43		
10	25	12		22.32	22.41	22.42		
10	25	25		22.30	22.34	22.41		
10	50	0		22.35	22.37	22.43		
10	1	0	64-QAM	22.44	22.52	22.61	27.61	0.5768
10	1	25		22.48	22.53	22.55		
10	1	49		22.41	22.47	22.53		
10	25	0		21.37	21.38	21.43		
10	25	12		21.33	21.40	21.42		
10	25	25		21.31	21.37	21.40		
10	50	0		21.35	21.36	21.42		
10	1	0	256-QAM	19.48	19.58	19.60	24.65	0.2917
10	1	25		19.52	19.59	19.57		
10	1	49		19.56	19.62	19.65		
10	25	0		19.42	19.45	19.46		
10	25	12		19.38	19.50	19.48		
10	25	25		19.42	19.48	19.50		
10	50	0		19.48	19.50	19.53		
Limit	EIRP < 1W			Result			Pass	

LTE Band 66 Maximum Average Power [dBm] (GT - LC = 5 dB)								
BW [MHz]	RB Size	RB Offset	Mod	Lowest	Middle	Highest	EIRP (dBm)	EIRP (W)
5	1	0	QPSK	24.38	24.42	24.45	29.47	0.8851
5	1	12		24.37	24.40	24.47		
5	1	24		24.35	24.39	24.44		
5	12	0		23.33	23.37	23.43		
5	12	7		23.33	23.35	23.42		
5	12	13		23.24	23.30	23.35		
5	25	0		23.31	23.33	23.43		
5	1	0	16-QAM	23.54	23.65	23.63	28.65	0.7328
5	1	12		23.53	23.59	23.63		
5	1	24		23.52	23.61	23.61		
5	12	0		22.31	22.35	22.40		
5	12	7		22.30	22.32	22.38		
5	12	13		22.20	22.28	22.33		
5	25	0		22.31	22.34	22.41		
5	1	0	64-QAM	22.46	22.53	22.55	27.56	0.5702
5	1	12		22.46	22.54	22.56		
5	1	24		22.44	22.51	22.53		
5	12	0		21.35	21.38	21.44		
5	12	7		21.34	21.34	21.42		
5	12	13		21.27	21.31	21.38		
5	25	0		21.32	21.33	21.41		
5	1	0	256-QAM	19.52	19.55	19.66	24.66	0.2924
5	1	12		19.52	19.52	19.63		
5	1	24		19.51	19.64	19.65		
5	12	0		19.39	19.40	19.44		
5	12	7		19.41	19.42	19.45		
5	12	13		19.30	19.42	19.40		
5	25	0		19.35	19.44	19.49		
Limit	EIRP < 1W			Result			Pass	

LTE Band 66 Maximum Average Power [dBm] (GT - LC = 5 dB)								
BW [MHz]	RB Size	RB Offset	Mod	Lowest	Middle	Highest	EIRP (dBm)	EIRP (W)
3	1	0	QPSK	24.29	24.34	24.41	29.41	0.8730
3	1	8		24.27	24.32	24.39		
3	1	14		24.27	24.33	24.38		
3	8	0		23.29	23.37	23.42		
3	8	4		23.26	23.30	23.37		
3	8	7		23.27	23.32	23.38		
3	15	0		23.30	23.33	23.40		
3	1	0	16-QAM	23.49	23.59	23.61	28.61	0.7261
3	1	8		23.48	23.57	23.58		
3	1	14		23.46	23.56	23.59		
3	8	0		22.37	22.42	22.46		
3	8	4		22.34	22.35	22.44		
3	8	7		22.36	22.39	22.46		
3	15	0		22.33	22.34	22.42		
3	1	0	64-QAM	22.41	22.47	22.54	27.54	0.5675
3	1	8		22.39	22.46	22.50		
3	1	14		22.40	22.46	22.49		
3	8	0		21.31	21.37	21.40		
3	8	4		21.29	21.31	21.39		
3	8	7		21.32	21.35	21.41		
3	15	0		21.30	21.30	21.38		
3	1	0	256-QAM	19.44	19.56	19.55	24.64	0.2911
3	1	8		19.50	19.55	19.64		
3	1	14		19.48	19.56	19.63		
3	8	0		19.44	19.53	19.51		
3	8	4		19.41	19.49	19.48		
3	8	7		19.40	19.51	19.53		
3	15	0		19.50	19.52	19.48		
Limit	EIRP < 1W			Result			Pass	

LTE Band 66 Maximum Average Power [dBm] (GT - LC = 5 dB)								
BW [MHz]	RB Size	RB Offset	Mod	Lowest	Middle	Highest	EIRP (dBm)	EIRP (W)
1.4	1	0	QPSK	24.25	24.30	24.37	29.38	0.8670
1.4	1	3		24.26	24.31	24.38		
1.4	1	5		24.25	24.30	24.36		
1.4	3	0		24.26	24.30	24.38		
1.4	3	1		24.26	24.30	24.37		
1.4	3	3		24.27	24.26	24.37		
1.4	6	0		23.25	23.31	23.38		
1.4	1	0	16-QAM	23.46	23.54	23.55	28.60	0.7244
1.4	1	3		23.47	23.57	23.60		
1.4	1	5		23.44	23.53	23.56		
1.4	3	0		23.26	23.31	23.38		
1.4	3	1		23.26	23.32	23.37		
1.4	3	3		23.25	23.27	23.37		
1.4	6	0		22.33	22.38	22.44		
1.4	1	0	64-QAM	22.41	22.49	22.53	27.53	0.5662
1.4	1	3		22.40	22.50	22.53		
1.4	1	5		22.40	22.46	22.53		
1.4	3	0		22.36	22.44	22.48		
1.4	3	1		22.35	22.45	22.47		
1.4	3	3		22.35	22.43	22.48		
1.4	6	0		21.21	21.31	21.36		
1.4	1	0	256-QAM	19.62	19.68	19.65	24.75	0.2985
1.4	1	3		19.65	19.66	19.68		
1.4	1	5		19.62	19.63	19.65		
1.4	3	0		19.65	19.60	19.71		
1.4	3	1		19.64	19.63	19.75		
1.4	3	3		19.61	19.62	19.74		
1.4	6	0		19.49	19.61	19.58		
Limit	EIRP < 1W			Result			Pass	

<OAI 0 Antenna>

LTE Band 71 Maximum Average Power [dBm] (GT - LC = 5 dB)								
BW [MHz]	RB Size	RB Offset	Mod	Lowest	Middle	Highest	ERP (dBm)	ERP (W)
20	1	0	QPSK	24.71	24.70	24.70	27.64	0.5808
20	1	49		24.79	24.77	24.75		
20	1	99		24.75	24.77	24.73		
20	50	0		23.36	23.83	23.67		
20	50	24		23.82	23.90	23.82		
20	50	50		23.52	23.89	23.73		
20	100	0		23.44	23.98	23.67		
20	1	0	16-QAM	23.96	23.93	23.75	26.81	0.4797
20	1	49		23.88	23.84	23.75		
20	1	99		23.77	23.74	23.79		
20	50	0		22.33	22.74	22.62		
20	50	24		22.78	22.90	22.77		
20	50	50		22.52	22.93	22.73		
20	100	0		22.43	22.80	22.63		
20	1	0	64-QAM	22.85	22.85	22.93	25.82	0.3819
20	1	49		22.97	22.71	22.94		
20	1	99		22.97	22.94	22.93		
20	50	0		21.32	21.91	21.61		
20	50	24		21.78	21.87	21.76		
20	50	50		21.47	21.84	21.74		
20	100	0		21.40	21.95	21.64		
20	1	0	256-QAM	19.93	19.92	19.98	22.83	0.1919
20	1	49		19.92	19.98	19.95		
20	1	99		19.90	19.89	19.88		
20	50	0		19.40	19.93	19.70		
20	50	24		19.74	19.93	19.81		
20	50	50		19.42	19.95	19.75		
20	100	0		19.41	19.90	19.69		
Limit	ERP < 3W			Result			Pass	

LTE Band 71 Maximum Average Power [dBm] (GT - LC = 5 dB)								
BW [MHz]	RB Size	RB Offset	Mod	Lowest	Middle	Highest	ERP (dBm)	ERP (W)
15	1	0	QPSK	24.59	24.55	24.49	27.52	0.5649
15	1	37		24.64	24.67	24.58		
15	1	74		24.65	24.58	24.52		
15	36	0		23.51	23.85	23.45		
15	36	20		23.68	23.68	23.63		
15	36	39		23.58	23.78	23.50		
15	75	0		23.59	23.85	23.51		
15	1	0	16-QAM	23.81	23.80	23.85	26.82	0.4808
15	1	37		23.91	23.97	23.84		
15	1	74		23.96	23.88	23.84		
15	36	0		22.55	22.84	22.47		
15	36	20		22.71	22.66	22.62		
15	36	39		22.60	22.78	22.55		
15	75	0		22.56	22.84	22.49		
15	1	0	64-QAM	22.74	22.72	22.72	25.73	0.3741
15	1	37		22.84	22.88	22.77		
15	1	74		22.85	22.77	22.74		
15	36	0		21.56	21.85	21.45		
15	36	20		21.69	21.67	21.61		
15	36	39		21.60	21.78	21.55		
15	75	0		21.57	21.79	21.48		
15	1	0	256-QAM	19.85	19.88	19.85	22.84	0.1923
15	1	37		19.89	19.96	19.89		
15	1	74		19.83	19.79	19.80		
15	36	0		19.72	19.99	19.62		
15	36	20		19.76	19.81	19.75		
15	36	39		19.69	19.90	19.66		
15	75	0		19.70	19.96	19.62		
Limit	ERP < 3W			Result			Pass	

LTE Band 71 Maximum Average Power [dBm] (GT - LC = 5 dB)								
BW [MHz]	RB Size	RB Offset	Mod	Lowest	Middle	Highest	ERP (dBm)	ERP (W)
10	1	0	QPSK	24.63	24.60	24.52	27.51	0.5636
10	1	25		24.62	24.59	24.51		
10	1	49		24.66	24.57	24.58		
10	25	0		23.61	23.84	23.65		
10	25	12		23.66	23.69	23.56		
10	25	25		23.98	23.72	23.40		
10	50	0		23.84	23.81	23.55		
10	1	0	16-QAM	23.81	23.85	23.79	26.79	0.4775
10	1	25		23.94	23.94	23.78		
10	1	49		23.87	23.89	23.87		
10	25	0		22.65	22.85	22.66		
10	25	12		22.66	22.68	22.61		
10	25	25		23.00	22.74	22.40		
10	50	0		22.81	22.80	22.51		
10	1	0	64-QAM	22.73	22.76	22.69	25.66	0.3681
10	1	25		22.80	22.81	22.68		
10	1	49		22.79	22.78	22.76		
10	25	0		21.63	21.84	21.59		
10	25	12		21.66	21.67	21.58		
10	25	25		21.98	21.71	21.35		
10	50	0		21.83	21.80	21.51		
10	1	0	256-QAM	19.90	19.96	19.91	22.84	0.1923
10	1	25		19.88	19.92	19.86		
10	1	49		19.85	19.87	19.90		
10	25	0		19.88	19.94	19.79		
10	25	12		19.76	19.84	19.78		
10	25	25		19.89	19.85	19.53		
10	50	0		19.99	19.94	19.66		
Limit	ERP < 3W			Result			Pass	

LTE Band 71 Maximum Average Power [dBm] (GT - LC = 5 dB)								
BW [MHz]	RB Size	RB Offset	Mod	Lowest	Middle	Highest	ERP (dBm)	ERP (W)
5	1	0	QPSK	24.64	24.62	24.50	27.49	0.5610
5	1	12		24.61	24.58	24.48		
5	1	24		24.64	24.57	24.56		
5	12	0		23.73	23.73	23.68		
5	12	7		23.66	23.66	23.59		
5	12	13		23.74	23.65	23.48		
5	25	0		23.76	23.69	23.60		
5	1	0	16-QAM	23.83	23.91	23.75	26.78	0.4764
5	1	12		23.87	23.90	23.76		
5	1	24		23.93	23.90	23.85		
5	12	0		22.70	22.72	22.66		
5	12	7		22.64	22.61	22.57		
5	12	13		22.68	22.59	22.45		
5	25	0		22.75	22.67	22.60		
5	1	0	64-QAM	22.76	22.80	22.67	25.69	0.3707
5	1	12		22.80	22.79	22.69		
5	1	24		22.84	22.79	22.72		
5	12	0		21.75	21.73	21.66		
5	12	7		21.68	21.65	21.60		
5	12	13		21.69	21.62	21.47		
5	25	0		21.72	21.64	21.56		
5	1	0	256-QAM	19.91	19.98	19.88	22.83	0.1919
5	1	12		19.88	19.91	19.85		
5	1	24		19.91	19.89	19.96		
5	12	0		19.90	19.92	19.85		
5	12	7		19.74	19.82	19.78		
5	12	13		19.75	19.76	19.63		
5	25	0		19.89	19.85	19.81		
Limit	ERP < 3W			Result			Pass	

<EA2 Antenna>

LTE Band 4 Maximum Average Power [dBm] (GT - LC = 5.5 dB)								
BW [MHz]	RB Size	RB Offset	Mod	Lowest	Middle	Highest	EIRP (dBm)	EIRP (W)
20	1	0	QPSK	24.12	24.13	24.12	29.63	0.9183
20	1	49		24.10	24.12	24.07		
20	1	99		24.06	23.96	24.01		
20	50	0		23.31	23.10	23.07		
20	50	24		23.16	23.14	23.10		
20	50	50		23.18	23.23	22.93		
20	100	0		23.25	23.14	23.00		
20	1	0	16-QAM	23.38	23.40	23.45	28.95	0.7852
20	1	49		23.36	23.45	23.44		
20	1	99		23.33	23.29	23.31		
20	50	0		22.27	22.04	21.99		
20	50	24		22.13	22.10			
20	50	50		22.14	22.19	21.90		
20	100	0		22.17	22.07	21.94		
20	1	0	64-QAM	22.28	22.26	22.30	27.80	0.6026
20	1	49		22.25	22.27	22.20		
20	1	99		22.21	22.10	22.16		
20	50	0		21.33	21.12	21.06		
20	50	24		21.22	21.14	21.13		
20	50	50		21.20	21.26	20.95		
20	100	0		21.25	21.18	21.02		
20	1	0	256-QAM	19.18	19.12	19.08	24.75	0.2985
20	1	49		19.17	19.23	19.11		
20	1	99		19.21	19.14	19.12		
20	50	0		19.25	19.00	18.94		
20	50	24		19.12	19.09	19.01		
20	50	50		19.16	19.24	18.91		
20	100	0		19.21	19.11	18.92		
Limit	EIRP < 1W			Result			Pass	

LTE Band 4 Maximum Average Power [dBm] (GT - LC = 5.5 dB)								
BW [MHz]	RB Size	RB Offset	Mod	Lowest	Middle	Highest	EIRP (dBm)	EIRP (W)
15	1	0	QPSK	24.10	24.12	24.12	29.62	0.9162
15	1	37		24.09	24.11	24.10		
15	1	74		24.10	24.06	24.06		
15	36	0		23.17	23.04	23.03		
15	36	20		23.11	23.06	23.05		
15	36	39		23.01	23.09	22.95		
15	75	0		23.19	23.09	23.05		
15	1	0	16-QAM	23.41	23.42	23.44	28.94	0.7834
15	1	37		23.34	23.44	23.36		
15	1	74		23.31	23.39	23.32		
15	36	0		22.15	22.02	22.02		
15	36	20		22.07	22.04	22.03		
15	36	39		22.03	22.09	21.93		
15	75	0		22.12	22.03	22.02		
15	1	0	64-QAM	22.25	22.29	22.25	27.82	0.6053
15	1	37		22.29	22.32	22.23		
15	1	74		22.21	22.19	22.16		
15	36	0		21.25	21.15	21.11		
15	36	20		21.18	21.14	21.13		
15	36	39		21.13	21.18	21.01		
15	75	0		21.19	21.11	21.05		
15	1	0	256-QAM	19.11	19.04	19.07	24.73	0.2972
15	1	37		19.08	19.23	19.07		
15	1	74		19.14	19.05	19.06		
15	36	0		19.23	18.97	18.89		
15	36	20		19.07	19.02	18.94		
15	36	39		19.08	19.23	18.90		
15	75	0		19.19	19.07	18.86		
Limit	EIRP < 1W			Result			Pass	

LTE Band 4 Maximum Average Power [dBm] (GT - LC = 5.5 dB)								
BW [MHz]	RB Size	RB Offset	Mod	Lowest	Middle	Highest	EIRP (dBm)	EIRP (W)
10	1	0	QPSK	24.12	24.10	24.09	29.62	0.9162
10	1	25		24.04	24.06	24.00		
10	1	49		23.96	23.93	23.92		
10	25	0		23.26	23.09	22.99		
10	25	12		23.16	23.08	23.03		
10	25	25		23.09	23.18	22.90		
10	50	0		23.15	23.10	22.99		
10	1	0	16-QAM	23.28	23.37	23.44	28.94	0.7834
10	1	25		23.35	23.41	23.42		
10	1	49		23.32	23.21	23.31		
10	25	0		22.26	22.00	21.92		
10	25	12		22.05	22.02	22.03		
10	25	25		22.11	22.19	21.88		
10	50	0		22.16	22.01	21.90		
10	1	0	64-QAM	22.22	22.18	22.21	27.72	0.5916
10	1	25		22.21	22.21	22.12		
10	1	49		22.13	22.08	22.06		
10	25	0		21.30	21.10	21.04		
10	25	12		21.13	21.14	21.06		
10	25	25		21.14	21.24	20.89		
10	50	0		21.17	21.15	20.99		
10	1	0	256-QAM	19.11	19.04	19.00	24.70	0.2951
10	1	25		19.11	19.20	19.03		
10	1	49		19.12	19.05	19.06		
10	25	0		19.20	18.91	18.86		
10	25	12		19.06	19.09	18.91		
10	25	25		19.08	19.20	18.90		
10	50	0		19.17	19.01	18.86		
Limit	EIRP < 1W			Result			Pass	

LTE Band 4 Maximum Average Power [dBm] (GT - LC = 5.5 dB)								
BW [MHz]	RB Size	RB Offset	Mod	Lowest	Middle	Highest	EIRP (dBm)	EIRP (W)
5	1	0	QPSK	24.06	24.07	24.05	29.59	0.9099
5	1	12		24.09	24.08	23.97		
5	1	24		23.99	23.91	23.95		
5	12	0		23.31	23.04	22.98		
5	12	7		23.10	23.05	23.03		
5	12	13		23.17	23.17	22.84		
5	25	0		23.15	23.11	23.00		
5	1	0	16-QAM	23.30	23.35	23.41	28.94	0.7834
5	1	12		23.33	23.40	23.44		
5	1	24		23.31	23.21	23.22		
5	12	0		22.19	22.02	21.96		
5	12	7		22.09	22.10	22.03		
5	12	13		22.10	22.15	21.82		
5	25	0		22.14	21.98	21.89		
5	1	0	64-QAM	22.27	22.21	22.24	27.77	0.5984
5	1	12		22.15	22.24	22.16		
5	1	24		22.18	22.01	22.15		
5	12	0		21.29	21.10	21.05		
5	12	7		21.18	21.11	21.06		
5	12	13		21.10	21.20	20.91		
5	25	0		21.19	21.15	20.97		
5	1	0	256-QAM	19.08	19.09	19.05	24.72	0.2965
5	1	12		19.08	19.14	19.03		
5	1	24		19.19	19.07	19.12		
5	12	0		19.22	19.00	18.91		
5	12	7		19.12	19.01	18.92		
5	12	13		19.11	19.17	18.85		
5	25	0		19.17	19.11	18.91		
Limit	EIRP < 1W			Result			Pass	

LTE Band 4 Maximum Average Power [dBm] (GT - LC = 5.5 dB)								
BW [MHz]	RB Size	RB Offset	Mod	Lowest	Middle	Highest	EIRP (dBm)	EIRP (W)
3	1	0	QPSK	24.06	24.12	24.11	29.62	0.9162
3	1	8		24.00	24.06	24.07		
3	1	14		23.96	23.94	23.98		
3	8	0		23.26	23.10	23.02		
3	8	4		23.10	23.08	23.09		
3	8	7		23.17	23.18	22.86		
3	15	0		23.23	23.08	22.90		
3	1	0	16-QAM	23.36	23.38	23.39	28.93	0.7816
3	1	8		23.34	23.41	23.43		
3	1	14		23.24	23.21	23.23		
3	8	0		22.18	22.00	21.91		
3	8	4		22.05	22.06	22.07		
3	8	7		22.13	22.13	21.84		
3	15	0		22.08	22.04	21.94		
3	1	0	64-QAM	22.21	22.16	22.26	27.76	0.5970
3	1	8		22.20	22.22	22.19		
3	1	14		22.21	22.07	22.11		
3	8	0		21.26	21.06	20.98		
3	8	4		21.13	21.13	21.05		
3	8	7		21.13	21.16	20.87		
3	15	0		21.25	21.15	21.00		
3	1	0	256-QAM	19.11	19.03	19.00	24.73	0.2972
3	1	8		19.09	19.23	19.10		
3	1	14		19.21	19.13	19.02		
3	8	0		19.20	18.99	18.87		
3	8	4		19.07	19.06	18.91		
3	8	7		19.09	19.19	18.87		
3	15	0		19.16	19.10	18.82		
Limit	EIRP < 1W			Result			Pass	

LTE Band 4 Maximum Average Power [dBm] (GT - LC = 5.5 dB)								
BW [MHz]	RB Size	RB Offset	Mod	Lowest	Middle	Highest	EIRP (dBm)	EIRP (W)
1.4	1	0	QPSK	24.10	24.12	24.07	29.62	0.9162
1.4	1	3		24.07	24.09	24.11		
1.4	1	5		24.09	24.12	24.09		
1.4	3	0		24.11	24.08	24.08		
1.4	3	1		24.10	24.08	24.10		
1.4	3	3		24.10	24.11	24.08		
1.4	6	0		23.08	23.12	23.07		
1.4	1	0	16-QAM	23.30	23.39	23.32	28.96	0.7870
1.4	1	3		23.34	23.46	23.36		
1.4	1	5		23.31	23.38	23.32		
1.4	3	0		23.07	23.09	23.05		
1.4	3	1		23.08	23.11	23.06		
1.4	3	3		23.08	23.05	23.04		
1.4	6	0		22.14	22.17	22.14		
1.4	1	0	64-QAM	22.22	22.30	22.25	27.81	0.6039
1.4	1	3		22.22	22.31	22.25		
1.4	1	5		22.21	22.27	22.23		
1.4	3	0		22.18	22.22	22.17		
1.4	3	1		22.20	22.23	22.17		
1.4	3	3		22.20	22.18	22.17		
1.4	6	0		21.11	21.16	21.10		
1.4	1	0	256-QAM	19.12	19.02	19.02	24.68	0.2938
1.4	1	3		19.16	19.18	19.06		
1.4	1	5		19.16	19.10	19.12		
1.4	3	0		19.17	18.91	18.92		
1.4	3	1		19.08	19.06	19.01		
1.4	3	3		19.09	19.14	18.90		
1.4	6	0		19.17	19.02	18.87		
Limit	EIRP < 1W			Result			Pass	

LTE Band 66 Maximum Average Power [dBm] (GT - LC = 5.5 dB)								
BW [MHz]	RB Size	RB Offset	Mod	Lowest	Middle	Highest	EIRP (dBm)	EIRP (W)
20	1	0	QPSK	23.91	23.82	23.78	29.41	0.8730
20	1	49		23.90	23.85	23.80		
20	1	99		23.84	23.79	23.58		
20	50	0		23.11	22.80	22.78		
20	50	24		22.98	22.89	22.80		
20	50	50		22.99	22.70	22.75		
20	100	0		23.02	22.77	22.79		
20	1	0	16-QAM	23.18	23.18	23.10	28.68	0.7379
20	1	49		23.14	23.16	23.10		
20	1	99		23.14	23.09	22.88		
20	50	0		22.04	21.76	21.72		
20	50	24		21.92	21.84	21.75		
20	50	50		21.93	21.67	21.70		
20	100	0		21.98	21.73	21.72		
20	1	0	64-QAM	22.00	22.05	21.98	27.55	0.5689
20	1	49		21.99	22.03	21.95		
20	1	99		21.98	21.97	21.71		
20	50	0		21.09	20.83	20.78		
20	50	24		20.96	20.91	20.82		
20	50	50		20.99	20.75	20.75		
20	100	0		21.05	20.82	20.80		
20	1	0	256-QAM	18.74	18.68	18.66	24.38	0.2742
20	1	49		18.79	18.76	18.72		
20	1	99		18.84	18.78	18.65		
20	50	0		18.88	18.55	18.56		
20	50	24		18.75	18.68	18.61		
20	50	50		18.81	18.53	18.64		
20	100	0		18.82	18.57	18.63		
Limit	EIRP < 1W			Result			Pass	

LTE Band 66 Maximum Average Power [dBm] (GT - LC = 5.5 dB)								
BW [MHz]	RB Size	RB Offset	Mod	Lowest	Middle	Highest	EIRP (dBm)	EIRP (W)
15	1	0	QPSK	23.85	23.87	23.82	29.40	0.8710
15	1	37		23.90	23.87	23.78		
15	1	74		23.87	23.84	23.62		
15	36	0		22.91	22.79	22.70		
15	36	20		22.85	22.81	22.75		
15	36	39		22.83	22.71	22.64		
15	75	0		22.91	22.78	22.71		
15	1	0	16-QAM	23.11	23.19	23.09	28.69	0.7396
15	1	37		23.13	23.18	23.07		
15	1	74		23.08	23.09	22.94		
15	36	0		21.91	21.78	21.71		
15	36	20		21.83	21.81	21.72		
15	36	39		21.79	21.69	21.62		
15	75	0		21.88	21.77	21.65		
15	1	0	64-QAM	21.97	22.04	21.91	27.54	0.5675
15	1	37		22.02	21.99	21.92		
15	1	74		21.98	21.96	21.72		
15	36	0		21.00	20.88	20.78		
15	36	20		20.94	20.90	20.81		
15	36	39		20.91	20.82	20.70		
15	75	0		20.94	20.82	20.69		
15	1	0	256-QAM	18.73	18.65	18.57	24.29	0.2685
15	1	37		18.76	18.75	18.68		
15	1	74		18.78	18.74	18.55		
15	36	0		18.79	18.55	18.53		
15	36	20		18.69	18.63	18.51		
15	36	39		18.78	18.50	18.56		
15	75	0		18.76	18.51	18.60		
Limit	EIRP < 1W			Result			Pass	

LTE Band 66 Maximum Average Power [dBm] (GT - LC = 5.5 dB)								
BW [MHz]	RB Size	RB Offset	Mod	Lowest	Middle	Highest	EIRP (dBm)	EIRP (W)
10	1	0	QPSK	23.83	23.78	23.70	29.34	0.8590
10	1	25		23.81	23.80	23.74		
10	1	49		23.84	23.78	23.57		
10	25	0		23.09	22.78	22.73		
10	25	12		22.95	22.83	22.74		
10	25	25		22.90	22.61	22.65		
10	50	0		22.92	22.71	22.79		
10	1	0	16-QAM	23.11	23.14	23.01	28.64	0.7311
10	1	25		23.10	23.07	23.08		
10	1	49		23.06	23.09	22.87		
10	25	0		21.96	21.68	21.64		
10	25	12		21.84	21.76	21.71		
10	25	25		21.87	21.64	21.70		
10	50	0		21.89	21.64	21.63		
10	1	0	64-QAM	21.99	21.95	21.95	27.49	0.5610
10	1	25		21.92	21.94	21.85		
10	1	49		21.98	21.95	21.67		
10	25	0		20.99	20.78	20.75		
10	25	12		20.94	20.90	20.77		
10	25	25		20.96	20.67	20.69		
10	50	0		21.01	20.80	20.77		
10	1	0	256-QAM	18.73	18.67	18.64	24.33	0.2710
10	1	25		18.71	18.76	18.70		
10	1	49		18.83	18.72	18.56		
10	25	0		18.81	18.52	18.55		
10	25	12		18.72	18.58	18.57		
10	25	25		18.76	18.47	18.64		
10	50	0		18.78	18.57	18.62		
Limit	EIRP < 1W			Result			Pass	

LTE Band 66 Maximum Average Power [dBm] (GT - LC = 5.5 dB)								
BW [MHz]	RB Size	RB Offset	Mod	Lowest	Middle	Highest	EIRP (dBm)	EIRP (W)
5	1	0	QPSK	23.85	23.82	23.71	29.37	0.8650
5	1	12		23.87	23.82	23.79		
5	1	24		23.82	23.78	23.48		
5	12	0		23.11	22.76	22.78		
5	12	7		22.92	22.83	22.78		
5	12	13		22.89	22.64	22.65		
5	25	0		23.01	22.71	22.79		
5	1	0	16-QAM	23.18	23.10	23.08	28.68	0.7379
5	1	12		23.14	23.06	23.07		
5	1	24		23.13	23.08	22.86		
5	12	0		21.98	21.70	21.63		
5	12	7		21.90	21.76	21.67		
5	12	13		21.89	21.64	21.70		
5	25	0		21.94	21.72	21.64		
5	1	0	64-QAM	21.95	21.95	21.95	27.49	0.5610
5	1	12		21.98	21.99	21.86		
5	1	24		21.90	21.89	21.65		
5	12	0		21.03	20.75	20.76		
5	12	7		20.93	20.90	20.74		
5	12	13		20.96	20.65	20.74		
5	25	0		20.99	20.73	20.78		
5	1	0	256-QAM	18.73	18.58	18.56	24.34	0.2716
5	1	12		18.75	18.68	18.66		
5	1	24		18.84	18.76	18.55		
5	12	0		18.80	18.54	18.52		
5	12	7		18.65	18.66	18.56		
5	12	13		18.81	18.44	18.59		
5	25	0		18.72	18.55	18.59		
Limit	EIRP < 1W			Result			Pass	

LTE Band 66 Maximum Average Power [dBm] (GT - LC = 5.5 dB)								
BW [MHz]	RB Size	RB Offset	Mod	Lowest	Middle	Highest	EIRP (dBm)	EIRP (W)
3	1	0	QPSK	23.88	23.73	23.78	29.38	0.8670
3	1	8		23.81	23.75	23.79		
3	1	14		23.75	23.71	23.58		
3	8	0		23.06	22.72	22.68		
3	8	4		22.97	22.81	22.70		
3	8	7		22.94	22.64	22.67		
3	15	0		23.02	22.74	22.73		
3	1	0	16-QAM	23.13	23.12	23.00	28.65	0.7328
3	1	8		23.07	23.15	23.08		
3	1	14		23.04	23.04	22.85		
3	8	0		21.99	21.69	21.64		
3	8	4		21.87	21.76	21.74		
3	8	7		21.85	21.64	21.64		
3	15	0		21.91	21.68	21.67		
3	1	0	64-QAM	21.96	21.98	21.88	27.53	0.5662
3	1	8		21.95	22.03	21.86		
3	1	14		21.92	21.94	21.63		
3	8	0		21.05	20.80	20.78		
3	8	4		20.86	20.85	20.74		
3	8	7		20.95	20.75	20.70		
3	15	0		20.95	20.79	20.73		
3	1	0	256-QAM	18.69	18.64	18.57	24.30	0.2692
3	1	8		18.70	18.69	18.69		
3	1	14		18.76	18.70	18.59		
3	8	0		18.79	18.48	18.54		
3	8	4		18.73	18.68	18.59		
3	8	7		18.80	18.52	18.55		
3	15	0		18.78	18.56	18.60		
Limit	EIRP < 1W			Result			Pass	

LTE Band 66 Maximum Average Power [dBm] (GT - LC = 5.5 dB)								
BW [MHz]	RB Size	RB Offset	Mod	Lowest	Middle	Highest	EIRP (dBm)	EIRP (W)
1.4	1	0	QPSK	23.72	23.75	23.59	29.26	0.8433
1.4	1	3		23.74	23.76	23.61		
1.4	1	5		23.73	23.75	23.59		
1.4	3	0		23.74	23.73	23.60		
1.4	3	1		23.74	23.74	23.59		
1.4	3	3		23.75	23.73	23.59		
1.4	6	0		22.72	22.71	22.56		
1.4	1	0	16-QAM	22.96	23.02	22.87	28.58	0.7211
1.4	1	3		23.04	23.08	22.90		
1.4	1	5		23.02	23.05	22.89		
1.4	3	0		22.70	22.71	22.54		
1.4	3	1		22.72	22.69	22.54		
1.4	3	3		22.68	22.69	22.56		
1.4	6	0		21.79	21.79	21.64		
1.4	1	0	64-QAM	21.85	21.88	21.75	27.40	0.5495
1.4	1	3		21.88	21.90	21.72		
1.4	1	5		21.86	21.87	21.74		
1.4	3	0		21.82	21.83	21.71		
1.4	3	1		21.85	21.84	21.69		
1.4	3	3		21.81	21.84	21.69		
1.4	6	0		20.77	20.77	20.64		
1.4	1	0	256-QAM	18.68	18.60	18.57	24.31	0.2698
1.4	1	3		18.75	18.74	18.65		
1.4	1	5		18.75	18.77	18.62		
1.4	3	0		18.79	18.49	18.47		
1.4	3	1		18.65	18.67	18.57		
1.4	3	3		18.81	18.52	18.64		
1.4	6	0		18.79	18.48	18.63		
Limit	EIRP < 1W			Result			Pass	

<OAI 2 Antenna>

LTE Band 2C_CA Maximum Average Power [dBm] (GT - LC = 8 dB)										
BW [MHz]	PCC		SCC		Mod	Lowest	Middle	Highest	EIRP (dBm)	EIRP (W)
	RB Size	RB Offset	RB Size	RB Offset						
20+20	100	0	100	0	QPSK	22.03	21.77	21.95	31.55	1.4289
20+20	1	0	1	99		15.04	15.01	15.15		
20+20	1	99	1	0		23.50	23.53	23.55		
20+20	100	0	100	0	16-QAM	20.91	20.75	20.84	30.79	1.1995
20+20	1	0	1	99		15.03	15.00	15.25		
20+20	1	99	1	0		22.61	22.59	22.79		
20+20	100	0	100	0	64-QAM	20.96	20.71	20.90	28.96	0.7870
20+20	1	0	1	99		14.96	14.90	14.99		
20+20	1	99	1	0		20.55	20.67	20.56		
20+20	100	0	100	0	256-QAM	18.92	18.77	18.93	26.93	0.4932
20+20	1	0	1	99		14.95	15.04	15.13		
20+20	1	99	1	0		18.56	18.59	18.62		
20+15	100	0	75	0	QPSK	22.17	21.93	22.10	31.73	1.4894
20+15	1	0	1	74		15.35	15.35	15.29		
20+15	1	74	1	0		23.73	23.70	23.68		
20+15	100	0	75	0	16-QAM	21.09	20.96	21.07	31.11	1.2912
20+15	1	0	1	74		15.16	15.57	15.27		
20+15	1	74	1	0		23.05	22.58	23.11		
20+15	100	0	75	0	64-QAM	21.14	20.90	21.12	29.14	0.8204
20+15	1	0	1	74		15.19	15.59	15.32		
20+15	1	74	1	0		20.75	20.87	20.47		
20+15	100	0	75	0	256-QAM	19.13	18.90	19.14	27.14	0.5176
20+15	1	0	1	74		15.75	15.42	15.24		
20+15	1	74	1	0		18.52	18.80	18.93		
15+20	75	0	100	0	QPSK	22.27	22.05	22.24	31.99	1.5812
15+20	1	0	1	99		15.37	15.49	15.36		
15+20	1	74	1	0		23.77	23.95	23.99		
15+20	75	0	100	0	16-QAM	21.16	21.10	21.18	31.02	1.2647
15+20	1	0	1	99		15.30	15.60	15.45		
15+20	1	74	1	0		22.74	22.92	23.02		
15+20	75	0	100	0	64-QAM	21.22	21.04	21.15	29.22	0.8356
15+20	1	0	1	99		15.77	15.03	15.42		
15+20	1	74	1	0		20.97	20.99	20.89		
15+20	75	0	100	0	256-QAM	19.27	19.05	19.23	27.27	0.5333
15+20	1	0	1	99		15.32	15.34	15.40		
15+20	1	74	1	0		18.47	18.74	19.06		
Limit	EIRP < 2W					Result			Pass	

LTE Band 2C_CA Maximum Average Power [dBm] (GT - LC = 8 dB)										
BW [MHz]	PCC		SCC		Mod	Lowest	Middle	Highest	EIRP (dBm)	EIRP (W)
	RB Size	RB Offset	RB Size	RB Offset						
20+10	100	0	50	0	QPSK	22.22	22.22	22.34	31.95	1.5668
20+10	1	0	1	49		15.46	15.55	15.53		
20+10	1	99	1	0		23.95	23.84	23.80		
20+10	100	0	50	0	16-QAM	21.18	21.14	21.33	31.42	1.3868
20+10	1	0	1	49		15.23	15.62	15.46		
20+10	1	99	1	0		23.13	23.42	23.24		
20+10	100	0	50	0	64-QAM	21.10	21.14	21.24	29.24	0.8395
20+10	1	0	1	49		15.54	15.75	15.33		
20+10	1	99	1	0		21.08	21.00	21.04		
20+10	100	0	50	0	256-QAM	19.30	19.22	19.22	27.3	0.5370
20+10	1	0	1	49		15.03	15.61	15.33		
20+10	1	99	1	0		18.91	18.99	19.00		
10+20	50	0	100	0	QPSK	22.30	22.22	22.40	32.05	1.6032
10+20	1	0	1	99		15.46	15.51	15.49		
10+20	1	49	1	0		23.84	24.05	24.04		
10+20	50	0	100	0	16-QAM	21.28	21.25	21.35	31.29	1.3459
10+20	1	0	1	99		15.42	15.57	15.37		
10+20	1	49	1	0		23.00	23.29	23.02		
10+20	50	0	100	0	64-QAM	21.21	21.25	21.37	29.37	0.8650
10+20	1	0	1	99		15.43	15.68	15.70		
10+20	1	49	1	0		20.68	20.69	20.75		
10+20	50	0	100	0	256-QAM	19.32	19.24	19.45	27.45	0.5559
10+20	1	0	1	99		14.93	16.04	15.53		
10+20	1	49	1	0		18.73	19.05	19.22		
20+5	100	0	25	0	QPSK	21.93	21.98	22.46	31.84	1.5276
20+5	1	0	1	24		15.19	15.26	15.17		
20+5	1	99	1	0		23.70	23.80	23.84		
20+5	100	0	25	0	16-QAM	20.85	20.95	21.46	31.34	1.3614
20+5	1	0	1	24		14.86	15.26	15.15		
20+5	1	99	1	0		23.31	22.99	23.34		
20+5	100	0	25	0	64-QAM	20.84	20.93	21.60	29.60	0.9120
20+5	1	0	1	24		15.06	15.30	15.14		
20+5	1	99	1	0		20.71	21.06	20.94		
20+5	100	0	25	0	256-QAM	18.93	19.00	19.48	27.48	0.5598
20+5	1	0	1	24		15.52	15.18	15.18		
20+5	1	99	1	0		18.86	18.93	19.44		
Limit	EIRP < 2W					Result			Pass	

LTE Band 2C_CA Maximum Average Power [dBm] (GT - LC = 8 dB)										
BW [MHz]	PCC		SCC		Mod	Lowest	Middle	Highest	EIRP (dBm)	EIRP (W)
	RB Size	RB Offset	RB Size	RB Offset						
5+20	25	0	100	0	QPSK	22.05	21.96	22.55	32.02	1.5922
5+20	1	0	1	99		14.87	15.32	15.20		
5+20	1	24	1	0		24.02	23.69	23.76		
5+20	25	0	100	0	16-QAM	21.08	20.91	21.49	30.85	1.2162
5+20	1	0	1	99		15.24	15.15	15.37		
5+20	1	24	1	0		22.73	22.85	22.75		
5+20	25	0	100	0	64-QAM	21.25	20.86	21.52	29.52	0.8954
5+20	1	0	1	99		15.33	15.58	15.42		
5+20	1	24	1	0		20.69	20.46	20.87		
5+20	25	0	100	0	256-QAM	19.04	19.02	19.71	27.71	0.5902
5+20	1	0	1	99		15.12	15.07	14.89		
5+20	1	24	1	0		18.62	18.47	18.65		
Limit	EIRP < 2W					Result			Pass	

LTE Band 2C_CA Maximum Average Power [dBm] (GT - LC = 8 dB)										
BW [MHz]	PCC		SCC		Mod	Lowest	Middle	Highest	EIRP (dBm)	EIRP (W)
	RB Size	RB Offset	RB Size	RB Offset						
15+10	75	0	50	0	QPSK	21.58	21.63	22.08	31.58	1.4388
15+10	1	0	1	49		14.72	14.76	14.85		
15+10	1	74	1	0		23.35	23.41	23.58		
15+10	75	0	50	0	16-QAM	20.81	20.69	21.01	30.85	1.2162
15+10	1	0	1	49		15.17	14.93	15.06		
15+10	1	74	1	0		22.57	22.85	22.67		
15+10	75	0	50	0	64-QAM	20.66	20.68	21.09	29.09	0.8110
15+10	1	0	1	49		15.14	14.43	14.87		
15+10	1	74	1	0		20.80	20.52	20.81		
15+10	75	0	50	0	256-QAM	18.66	18.70	19.20	27.2	0.5248
15+10	1	0	1	49		14.95	15.37	14.98		
15+10	1	74	1	0		18.58	18.19	18.65		
10+15	50	0	75	0	QPSK	21.82	21.70	22.07	31.71	1.4825
10+15	1	0	1	74		14.83	15.01	14.84		
10+15	1	49	1	0		23.55	23.71	23.65		
10+15	50	0	75	0	16-QAM	20.83	20.63	21.11	30.76	1.1912
10+15	1	0	1	74		15.01	15.17	14.90		
10+15	1	49	1	0		22.37	22.76	22.25		
10+15	50	0	75	0	64-QAM	20.92	20.78	21.04	29.04	0.8017
10+15	1	0	1	74		14.78	14.98	14.62		
10+15	1	49	1	0		20.47	20.50	20.59		
10+15	50	0	75	0	256-QAM	18.85	18.76	19.11	27.11	0.5140
10+15	1	0	1	74		14.79	14.63	14.64		
10+15	1	49	1	0		18.22	18.16	18.67		
15+15	75	0	75	0	QPSK	21.99	21.96	22.08	31.83	1.5241
15+15	1	0	1	74		15.29	15.33	15.29		
15+15	1	74	1	0		23.83	23.82	23.74		
15+15	75	0	75	0	16-QAM	20.86	20.92	21.03	30.95	1.2445
15+15	1	0	1	74		15.25	15.31	15.31		
15+15	1	74	1	0		22.95	22.77	22.85		
15+15	75	0	75	0	64-QAM	20.90	20.83	21.04	29.04	0.8017
15+15	1	0	1	74		15.23	15.19	15.36		
15+15	1	74	1	0		20.73	20.76	20.74		
15+15	75	0	75	0	256-QAM	18.83	18.85	18.99	26.99	0.5000
15+15	1	0	1	74		15.22	15.29	15.19		
15+15	1	74	1	0		18.63	18.86	18.74		
Limit	EIRP < 2W					Result			Pass	

LTE Band 66B_CA Maximum Average Power [dBm] (GT - LC = 5 dB)										
BW [MHz]	PCC		SCC		Mod	Lowest	Middle	Highest	EIRP (dBm)	EIRP (W)
	RB Size	RB Offset	RB Size	RB Offset						
10+10	50	0	50	0	QPSK	23.29	23.34	23.37	29.99	0.9977
10+10	1	0	1	49		16.32	16.19	16.55		
10+10	1	49	1	0		24.99	24.60	24.88		
10+10	50	0	50	0	16-QAM	22.33	22.37	22.31	28.99	0.7925
10+10	1	0	1	49		16.55	16.22	16.81		
10+10	1	49	1	0		23.99	23.78	23.99		
10+10	50	0	50	0	64-QAM	22.37	22.34	22.30	27.37	0.5458
10+10	1	0	1	49		16.42	16.19	16.52		
10+10	1	49	1	0		21.85	21.69	21.92		
10+10	50	0	50	0	256-QAM	20.19	20.18	20.21	25.21	0.3319
10+10	1	0	1	49		16.45	16.15	16.41		
10+10	1	49	1	0		19.80	19.58	19.92		
15+5	75	0	25	0	QPSK	23.29	23.27	23.32	29.95	0.9886
15+5	1	0	1	24		16.57	16.40	16.73		
15+5	1	74	1	0		24.95	24.82	24.92		
15+5	75	0	25	0	16-QAM	22.26	22.28	22.33	29.15	0.8222
15+5	1	0	1	24		16.81	16.51	16.71		
15+5	1	74	1	0		24.12	23.98	24.15		
15+5	75	0	25	0	64-QAM	22.26	22.24	22.31	27.31	0.5383
15+5	1	0	1	24		16.62	16.38	16.57		
15+5	1	74	1	0		22.06	21.87	22.27		
15+5	75	0	25	0	256-QAM	20.18	20.15	20.21	25.21	0.3319
15+5	1	0	1	24		16.44	16.28	16.61		
15+5	1	74	1	0		20.03	19.79	19.98		
5+15	25	0	75	0	QPSK	23.32	23.35	23.33	29.94	0.9863
5+15	1	0	1	74		16.69	16.42	16.66		
5+15	1	24	1	0		24.94	24.77	24.91		
5+15	25	0	75	0	16-QAM	22.29	22.36	22.28	29.24	0.8395
5+15	1	0	1	74		16.59	16.53	16.84		
5+15	1	24	1	0		24.14	23.90	24.24		
5+15	25	0	75	0	64-QAM	22.25	22.38	22.32	27.38	0.5470
5+15	1	0	1	74		16.64	16.41	16.60		
5+15	1	24	1	0		22.11	21.85	22.16		
5+15	25	0	75	0	256-QAM	20.18	20.26	20.21	25.26	0.3357
5+15	1	0	1	74		16.54	16.36	16.63		
5+15	1	24	1	0		19.96	19.79	20.00		
Limit	EIRP < 1W					Result			Pass	

LTE Band 66B_CA Maximum Average Power [dBm] (GT - LC = 5 dB)										
BW [MHz]	PCC		SCC		Mod	Lowest	Middle	Highest	EIRP (dBm)	EIRP (W)
	RB Size	RB Offset	RB Size	RB Offset						
10+5	50	0	25	0	QPSK	23.18	23.24	23.26	29.95	0.9886
10+5	1	0	1	24		16.38	16.23	16.51		
10+5	1	49	1	0		24.84	24.60	24.95		
10+5	50	0	25	0	16-QAM	22.21	22.23	22.28	29.09	0.8110
10+5	1	0	1	24		16.62	16.27	16.71		
10+5	1	49	1	0		23.95	23.77	24.09		
10+5	50	0	25	0	64-QAM	22.19	22.27	22.30	27.30	0.5370
10+5	1	0	1	24		16.44	16.23	16.52		
10+5	1	49	1	0		21.80	21.59	21.97		
10+5	50	0	25	0	256-QAM	20.12	20.15	20.12	25.15	0.3273
10+5	1	0	1	24		16.46	16.15	16.32		
10+5	1	49	1	0		19.76	19.58	19.77		
5+10	25	0	50	0	QPSK	23.15	23.24	23.21	29.92	0.9817
5+10	1	0	1	49		16.45	16.24	16.59		
5+10	1	24	1	0		24.83	24.65	24.92		
5+10	25	0	50	0	16-QAM	22.14	22.21	22.24	29.03	0.7998
5+10	1	0	1	49		16.50	16.25	16.61		
5+10	1	24	1	0		23.97	23.80	24.03		
5+10	25	0	50	0	64-QAM	22.15	22.26	22.25	27.26	0.5321
5+10	1	0	1	49		16.41	16.18	16.52		
5+10	1	24	1	0		21.84	21.66	22.01		
5+10	25	0	50	0	256-QAM	20.12	20.16	20.11	25.16	0.3281
5+10	1	0	1	49		16.40	16.19	16.40		
5+10	1	24	1	0		19.83	19.59	19.81		
5+5	25	0	25	0	QPSK	23.16	23.22	23.16	29.85	0.9661
5+5	1	0	1	24		16.98	16.81	16.98		
5+5	1	24	1	0		24.84	24.67	24.85		
5+5	25	0	25	0	16-QAM	22.14	22.24	22.21	29.03	0.7998
5+5	1	0	1	24		17.14	16.91	17.12		
5+5	1	24	1	0		23.95	23.75	24.03		
5+5	25	0	25	0	64-QAM	22.20	22.22	22.19	27.22	0.5272
5+5	1	0	1	24		17.00	16.85	16.92		
5+5	1	24	1	0		21.96	21.68	21.99		
5+5	25	0	25	0	256-QAM	20.08	20.15	20.12	25.15	0.3273
5+5	1	0	1	24		16.77	16.77	16.94		
5+5	1	24	1	0		19.81	19.61	19.94		
Limit	EIRP < 1W					Result			Pass	

LTE Band 66C_CA Maximum Average Power [dBm] (GT - LC = 5 dB)										
BW [MHz]	PCC		SCC		Mod	Lowest	Middle	Highest	EIRP (dBm)	EIRP (W)
	RB Size	RB Offset	RB Size	RB Offset						
20+20	100	0	100	0	QPSK	23.13	23.13	23.32	29.72	0.9376
20+20	1	0	1	99		16.34	16.12	16.49		
20+20	1	99	1	0		24.71	24.57	24.72		
20+20	100	0	100	0	16-QAM	22.11	22.13	22.25	28.88	0.7727
20+20	1	0	1	99		16.55	16.18	16.55		
20+20	1	99	1	0		23.85	23.73	23.88		
20+20	100	0	100	0	64-QAM	22.15	22.10	22.25	27.25	0.5309
20+20	1	0	1	99		16.40	16.13	16.36		
20+20	1	99	1	0		21.81	21.65	21.82		
20+20	100	0	100	0	256-QAM	20.19	20.26	20.35	25.35	0.3428
20+20	1	0	1	99		16.32	16.08	16.42		
20+20	1	99	1	0		19.95	19.58	19.88		
20+15	100	0	75	0	QPSK	23.16	23.18	23.21	29.91	0.9795
20+15	1	0	1	74		16.34	16.19	16.46		
20+15	1	74	1	0		24.91	24.68	24.68		
20+15	100	0	75	0	16-QAM	22.22	22.17	22.29	29.06	0.8054
20+15	1	0	1	74		16.53	16.28	16.56		
20+15	1	74	1	0		24.03	23.78	24.06		
20+15	100	0	75	0	64-QAM	22.21	22.16	22.27	27.27	0.5333
20+15	1	0	1	74		16.41	16.20	16.46		
20+15	1	74	1	0		22.03	21.73	21.91		
20+15	100	0	75	0	256-QAM	20.17	20.24	20.29	25.29	0.3381
20+15	1	0	1	74		16.42	16.16	16.39		
20+15	1	74	1	0		19.92	19.58	19.90		
15+20	75	0	100	0	QPSK	23.34	22.97	23.43	29.90	0.9772
15+20	1	0	1	99		16.60	16.22	16.67		
15+20	1	74	1	0		24.72	24.65	24.90		
15+20	75	0	100	0	16-QAM	22.31	22.05	22.46	29.28	0.8472
15+20	1	0	1	99		16.72	16.28	16.71		
15+20	1	74	1	0		23.84	23.81	24.28		
15+20	75	0	100	0	64-QAM	22.32	22.02	22.38	27.38	0.5470
15+20	1	0	1	99		16.31	16.17	16.66		
15+20	1	74	1	0		21.73	21.70	22.16		
15+20	75	0	100	0	256-QAM	20.43	20.04	20.55	25.55	0.3589
15+20	1	0	1	99		16.26	16.19	16.52		
15+20	1	74	1	0		19.86	19.65	20.16		
Limit	EIRP < 1W					Result			Pass	

LTE Band 66C_CA Maximum Average Power [dBm] (GT - LC = 5 dB)										
BW [MHz]	PCC		SCC		Mod	Lowest	Middle	Highest	EIRP (dBm)	EIRP (W)
	RB Size	RB Offset	RB Size	RB Offset						
20+10	100	0	50	0	QPSK	23.27	23.21	23.25	29.86	0.9683
20+10	1	0	1	49		16.42	16.12	16.46		
20+10	1	99	1	0		24.86	24.59	24.72		
20+10	100	0	50	0	16-QAM	22.27	22.24	22.26	29.10	0.8128
20+10	1	0	1	49		16.54	16.17	16.48		
20+10	1	99	1	0		24.10	23.76	24.08		
20+10	100	0	50	0	64-QAM	22.24	22.24	22.25	27.25	0.5309
20+10	1	0	1	49		16.41	16.08	16.51		
20+10	1	99	1	0		21.94	21.63	21.91		
20+10	100	0	50	0	256-QAM	20.24	20.34	20.19	25.34	0.3420
20+10	1	0	1	49		16.35	16.04	16.39		
20+10	1	99	1	0		19.86	19.54	19.88		
10+20	50	0	100	0	QPSK	22.91	22.81	22.92	29.65	0.9226
10+20	1	0	1	99		16.07	16.13	16.15		
10+20	1	49	1	0		24.54	24.55	24.65		
10+20	50	0	100	0	16-QAM	21.86	21.94	21.91	28.78	0.7551
10+20	1	0	1	99		16.11	16.19	16.18		
10+20	1	49	1	0		23.73	23.70	23.78		
10+20	50	0	100	0	64-QAM	21.84	21.95	21.94	26.95	0.4955
10+20	1	0	1	99		16.13	16.17	16.16		
10+20	1	49	1	0		21.59	21.60	21.66		
10+20	50	0	100	0	256-QAM	19.84	20.06	19.93	25.06	0.3206
10+20	1	0	1	99		16.11	16.07	15.95		
10+20	1	49	1	0		19.51	19.59	19.52		
20+5	100	0	25	0	QPSK	23.22	23.00	23.22	29.83	0.9616
20+5	1	0	1	24		16.21	15.80	16.24		
20+5	1	99	1	0		24.83	24.37	24.71		
20+5	100	0	25	0	16-QAM	22.21	22.05	22.25	28.97	0.7889
20+5	1	0	1	24		16.23	15.88	16.27		
20+5	1	99	1	0		23.90	23.45	23.97		
20+5	100	0	25	0	64-QAM	22.18	22.01	22.22	27.22	0.5272
20+5	1	0	1	24		16.20	15.84	16.28		
20+5	1	99	1	0		21.87	21.45	21.83		
20+5	100	0	25	0	256-QAM	20.14	20.16	20.22	25.22	0.3327
20+5	1	0	1	24		16.14	15.73	16.14		
20+5	1	99	1	0		19.78	19.26	19.83		
Limit	EIRP < 1W					Result			Pass	

LTE Band 66C_CA Maximum Average Power [dBm] (GT - LC = 5 dB)										
BW [MHz]	PCC		SCC		Mod	Lowest	Middle	Highest	EIRP (dBm)	EIRP (W)
	RB Size	RB Offset	RB Size	RB Offset						
5+20	25	0	100	0	QPSK	22.84	22.92	22.92	29.51	0.8933
5+20	1	0	1	99		15.85	15.83	15.89		
5+20	1	24	1	0		24.35	24.32	24.51		
5+20	25	0	100	0	16-QAM	21.87	21.94	21.87	28.68	0.7379
5+20	1	0	1	99		15.89	15.79	15.94		
5+20	1	24	1	0		23.46	23.44	23.68		
5+20	25	0	100	0	64-QAM	21.88	21.86	21.91	26.91	0.4909
5+20	1	0	1	99		15.86	15.89	15.87		
5+20	1	24	1	0		21.33	21.36	21.52		
5+20	25	0	100	0	256-QAM	19.76	19.97	19.85	24.97	0.3141
5+20	1	0	1	99		15.74	15.74	15.84		
5+20	1	24	1	0		19.34	19.40	19.42		
Limit	EIRP < 1W					Result			Pass	

LTE Band 66C_CA Maximum Average Power [dBm] (GT - LC = 5 dB)										
BW [MHz]	PCC		SCC		Mod	Lowest	Middle	Highest	EIRP (dBm)	EIRP (W)
	RB Size	RB Offset	RB Size	RB Offset						
15+10	75	0	50	0	QPSK	22.86	22.77	22.89	29.65	0.9226
15+10	1	0	1	49		15.83	15.90	15.86		
15+10	1	74	1	0		24.53	24.63	24.65		
15+10	75	0	50	0	16-QAM	21.85	21.79	21.92	28.80	0.7586
15+10	1	0	1	49		15.82	15.90	16.02		
15+10	1	74	1	0		23.64	23.80	23.76		
15+10	75	0	50	0	64-QAM	21.87	21.78	21.94	26.94	0.4943
15+10	1	0	1	49		15.80	15.92	15.92		
15+10	1	74	1	0		21.54	21.68	21.71		
15+10	75	0	50	0	256-QAM	19.74	19.86	19.86	24.86	0.3062
15+10	1	0	1	49		15.87	15.81	15.85		
15+10	1	74	1	0		19.50	19.64	19.56		
10+15	50	0	75	0	QPSK	22.90	22.85	22.89	29.62	0.9162
10+15	1	0	1	74		15.98	15.94	15.93		
10+15	1	49	1	0		24.59	24.62	24.62		
10+15	50	0	75	0	16-QAM	21.89	21.89	21.90	28.84	0.7656
10+15	1	0	1	74		16.01	16.03	16.02		
10+15	1	49	1	0		23.83	23.77	23.84		
10+15	50	0	75	0	64-QAM	21.87	21.90	21.89	26.90	0.4898
10+15	1	0	1	74		15.94	15.93	16.01		
10+15	1	49	1	0		21.65	21.67	21.70		
10+15	50	0	75	0	256-QAM	19.83	19.84	19.91	24.91	0.3097
10+15	1	0	1	74		15.94	15.89	15.88		
10+15	1	49	1	0		19.63	19.56	19.71		
15+15	75	0	75	0	QPSK	22.97	22.97	23.06	29.83	0.9616
15+15	1	0	1	74		16.24	16.27	16.46		
15+15	1	74	1	0		24.64	24.76	24.83		
15+15	75	0	75	0	16-QAM	21.94	21.98	22.09	28.94	0.7834
15+15	1	0	1	74		16.27	16.37	16.50		
15+15	1	74	1	0		23.85	23.94	23.94		
15+15	75	0	75	0	64-QAM	21.99	22.14	22.10	27.14	0.5176
15+15	1	0	1	74		16.28	16.32	16.47		
15+15	1	74	1	0		21.84	21.87	21.84		
15+15	75	0	75	0	256-QAM	19.93	19.95	20.08	25.08	0.3221
15+15	1	0	1	74		16.28	16.28	16.40		
15+15	1	74	1	0		19.79	19.76	19.81		
Limit	EIRP < 1W					Result			Pass	

LTE Band 41C_CA Maximum Average Power [dBm] (GT - LC = 6.8 dB)										
BW [MHz]	PCC		SCC		Mod	Lowest	Middle	Highest	EIRP (dBm)	EIRP (W)
	RB Size	RB Offset	RB Size	RB Offset						
20+20	100	0	100	0	QPSK	19.31	19.46	19.79	28.22	0.6637
20+20	1	0	1	99		12.57	12.77	13.07		
20+20	1	99	1	0		20.98	21.17	21.42		
20+20	100	0	100	0	16-QAM	18.35	18.52	18.84	27.33	0.5408
20+20	1	0	1	99		12.58	12.76	13.11		
20+20	1	99	1	0		20.02	20.27	20.53		
20+20	100	0	100	0	64-QAM	18.33	18.48	18.84	25.64	0.3664
20+20	1	0	1	99		12.27	12.46	12.77		
20+20	1	99	1	0		17.73	17.95	18.21		
20+20	100	0	100	0	256-QAM	16.40	16.55	16.86	23.66	0.2323
20+20	1	0	1	99		12.46	12.62	12.96		
20+20	1	99	1	0		15.94	16.15	16.44		
20+15	100	0	75	0	QPSK	19.27	19.47	19.87	28.43	0.6966
20+15	1	0	1	74		12.63	12.86	13.20		
20+15	1	99	1	0		20.99	21.24	21.63		
20+15	100	0	75	0	16-QAM	18.30	18.52	18.91	27.54	0.5675
20+15	1	0	1	74		12.64	12.85	13.28		
20+15	1	99	1	0		20.11	20.36	20.74		
20+15	100	0	75	0	64-QAM	18.31	18.50	18.92	25.72	0.3733
20+15	1	0	1	74		12.33	12.55	12.96		
20+15	1	99	1	0		17.78	18.03	18.42		
20+15	100	0	75	0	256-QAM	16.37	16.57	16.96	23.76	0.2377
20+15	1	0	1	74		12.51	12.71	13.14		
20+15	1	99	1	0		16.02	16.23	16.67		
15+20	75	0	100	0	QPSK	19.21	19.50	19.76	28.18	0.6577
15+20	1	0	1	99		12.56	12.82	13.04		
15+20	1	74	1	0		20.89	21.25	21.38		
15+20	75	0	100	0	16-QAM	18.23	18.54	18.79	27.29	0.5358
15+20	1	0	1	99		12.57	12.86	13.08		
15+20	1	74	1	0		19.99	20.36	20.49		
15+20	75	0	100	0	64-QAM	18.23	18.54	18.78	25.58	0.3614
15+20	1	0	1	99		12.25	12.52	12.73		
15+20	1	74	1	0		17.65	18.02	18.16		
15+20	75	0	100	0	256-QAM	16.28	16.58	16.83	23.63	0.2307
15+20	1	0	1	99		12.43	12.68	12.93		
15+20	1	74	1	0		15.90	16.21	16.42		
Limit	EIRP < 2W					Result			Pass	

LTE Band 41C_CA Maximum Average Power [dBm] (GT - LC = 6.8 dB)										
BW [MHz]	PCC		SCC		Mod	Lowest	Middle	Highest	EIRP (dBm)	EIRP (W)
	RB Size	RB Offset	RB Size	RB Offset						
20+10	100	0	50	0	QPSK	19.15	19.44	19.55	28.25	0.6683
20+10	1	0	1	49		12.36	12.73	13.05		
20+10	1	99	1	0		20.73	21.09	21.45		
20+10	100	0	50	0	16-QAM	18.19	18.49	18.76	27.33	0.5408
20+10	1	0	1	49		12.39	12.74	13.06		
20+10	1	99	1	0		19.84	20.20	20.53		
20+10	100	0	50	0	64-QAM	18.22	18.49	18.76	25.56	0.3597
20+10	1	0	1	49		12.07	12.42	12.76		
20+10	1	99	1	0		17.52	17.87	18.22		
20+10	100	0	50	0	256-QAM	16.27	16.58	16.83	23.63	0.2307
20+10	1	0	1	49		12.26	12.59	12.95		
20+10	1	99	1	0		15.76	16.08	16.41		
10+20	50	0	100	0	QPSK	19.10	19.52	19.77	28.07	0.6412
10+20	1	0	1	99		12.37	12.68	12.95		
10+20	1	49	1	0		20.76	21.08	21.27		
10+20	50	0	100	0	16-QAM	18.15	18.57	18.81	27.22	0.5272
10+20	1	0	1	99		12.39	12.68	12.99		
10+20	1	49	1	0		19.83	20.21	20.42		
10+20	50	0	100	0	64-QAM	18.13	18.57	18.81	25.61	0.3639
10+20	1	0	1	99		12.10	12.38	12.66		
10+20	1	49	1	0		17.53	17.88	18.13		
10+20	50	0	100	0	256-QAM	16.20	16.64	16.88	23.68	0.2333
10+20	1	0	1	99		12.27	12.54	12.86		
10+20	1	49	1	0		15.75	16.08	16.34		
20+5	100	0	25	0	QPSK	18.98	19.24	19.45	27.93	0.6209
20+5	1	0	1	24		12.01	12.34	12.57		
20+5	1	99	1	0		20.58	20.88	21.13		
20+5	100	0	25	0	16-QAM	17.99	18.33	18.50	26.99	0.5000
20+5	1	0	1	24		12.02	12.34	12.63		
20+5	1	99	1	0		19.66	19.96	20.19		
20+5	100	0	25	0	64-QAM	18.00	18.26	18.47	25.27	0.3365
20+5	1	0	1	24		11.71	12.03	12.31		
20+5	1	99	1	0		17.34	17.63	17.89		
20+5	100	0	25	0	256-QAM	16.07	16.37	16.48	23.28	0.2128
20+5	1	0	1	24		11.89	12.16	12.47		
20+5	1	99	1	0		15.56	15.86	16.06		
Limit	EIRP < 2W					Result			Pass	

LTE Band 41C_CA Maximum Average Power [dBm] (GT - LC = 6.8 dB)										
BW [MHz]	PCC		SCC		Mod	Lowest	Middle	Highest	EIRP (dBm)	EIRP (W)
	RB Size	RB Offset	RB Size	RB Offset						
5+20	25	0	100	0	QPSK	18.84	19.53	19.58	27.84	0.6081
5+20	1	0	1	99		11.97	12.32	12.47		
5+20	1	24	1	0		20.54	20.89	21.04		
5+20	25	0	100	0	16-QAM	17.92	18.56	18.62	26.97	0.4977
5+20	1	0	1	99		11.95	12.27	12.51		
5+20	1	24	1	0		19.61	20.01	20.17		
5+20	25	0	100	0	64-QAM	17.84	18.53	18.64	25.44	0.3499
5+20	1	0	1	99		11.67	11.99	12.19		
5+20	1	24	1	0		17.28	17.68	17.84		
5+20	25	0	100	0	256-QAM	15.95	16.61	16.63	23.43	0.2203
5+20	1	0	1	99		11.86	12.15	12.37		
5+20	1	24	1	0		15.53	15.89	16.10		
15+10	75	0	50	0	QPSK	19.02	19.36	19.66	28.20	0.6607
15+10	1	0	1	49		12.09	12.38	12.70		
15+10	1	74	1	0		20.82	21.06	21.40		
15+10	75	0	50	0	16-QAM	18.05	18.38	18.67	27.29	0.5358
15+10	1	0	1	49		12.13	12.40	12.76		
15+10	1	74	1	0		19.92	20.19	20.49		
15+10	75	0	50	0	64-QAM	18.07	18.41	18.69	25.49	0.3540
15+10	1	0	1	49		11.73	12.06	12.43		
15+10	1	74	1	0		17.59	17.84	18.17		
15+10	75	0	50	0	256-QAM	16.17	16.49	16.70	23.50	0.2239
15+10	1	0	1	49		12.07	12.23	12.61		
15+10	1	74	1	0		15.85	16.07	16.35		
10+15	50	0	75	0	QPSK	18.98	19.46	19.55	28.15	0.6531
10+15	1	0	1	74		12.10	12.36	12.63		
10+15	1	49	1	0		20.78	21.07	21.35		
10+15	50	0	75	0	16-QAM	17.98	18.49	18.63	27.27	0.5333
10+15	1	0	1	74		12.19	12.38	12.70		
10+15	1	49	1	0		19.89	20.21	20.47		
10+15	50	0	75	0	64-QAM	18.07	18.49	18.65	25.45	0.3508
10+15	1	0	1	74		11.83	12.07	12.39		
10+15	1	49	1	0		17.58	17.85	18.15		
10+15	50	0	75	0	256-QAM	16.12	16.59	16.66	23.46	0.2218
10+15	1	0	1	74		12.04	12.20	12.56		
10+15	1	49	1	0		15.81	16.08	16.40		
Limit	EIRP < 2W					Result			Pass	

LTE Band 41C_CA Maximum Average Power [dBm] (GT - LC = 6.8 dB)										
15+15	75	0	75	0	QPSK	19.18	19.53	19.80	28.31	0.6776
15+15	1	0	1	74		12.60	12.93	13.24		
15+15	1	74	1	0		20.98	21.30	21.51		
15+15	75	0	75	0	16-QAM	18.22	18.51	18.82	27.49	0.5610
15+15	1	0	1	74		12.63	12.93	13.25		
15+15	1	74	1	0		20.11	20.41	20.69		
15+15	75	0	75	0	64-QAM	18.24	18.55	18.83	25.63	0.3656
15+15	1	0	1	74		12.32	12.61	12.93		
15+15	1	74	1	0		17.77	18.07	18.37		
15+15	75	0	75	0	256-QAM	16.29	16.59	16.90	23.70	0.2344
15+15	1	0	1	74		12.52	12.78	13.10		
15+15	1	74	1	0		15.99	16.28	16.60		
Limit	EIRP < 2W					Result			Pass	

<EA 2 Antenna>

LTE Band 66B_CA Maximum Average Power [dBm] (GT - LC = 5.5 dB)										
BW [MHz]	PCC		SCC		Mod	Lowest	Middle	Highest	EIRP (dBm)	EIRP (W)
	RB Size	RB Offset	RB Size	RB Offset						
10+10	50	0	50	0	QPSK	21.94	21.75	21.56	28.89	0.7745
10+10	1	0	1	49		14.99	14.87	14.85		
10+10	1	49	1	0		23.39	23.37	23.32		
10+10	50	0	50	0	16-QAM	20.99	20.80	20.71	28.06	0.6397
10+10	1	0	1	49		15.08	15.00	14.95		
10+10	1	49	1	0		22.56	22.56	22.44		
10+10	50	0	50	0	64-QAM	20.96	20.77	20.78	26.46	0.4426
10+10	1	0	1	49		15.02	14.88	14.83		
10+10	1	49	1	0		20.48	20.45	20.38		
10+10	50	0	50	0	256-QAM	18.89	18.68	18.62	24.39	0.2748
10+10	1	0	1	49		14.85	14.73	14.68		
10+10	1	49	1	0		18.36	18.28	18.24		
15+5	75	0	25	0	QPSK	21.89	21.68	21.68	29.19	0.8299
15+5	1	0	1	24		15.15	15.03	14.99		
15+5	1	74	1	0		23.69	23.50	23.45		
15+5	75	0	25	0	16-QAM	20.97	20.72	20.76	28.27	0.6714
15+5	1	0	1	24		15.31	15.15	15.09		
15+5	1	74	1	0		22.77	22.64	22.60		
15+5	75	0	25	0	64-QAM	21.00	20.73	20.80	26.50	0.4467
15+5	1	0	1	24		15.16	15.07	14.98		
15+5	1	74	1	0		20.74	20.63	20.56		
15+5	75	0	25	0	256-QAM	18.91	18.69	18.67	24.41	0.2761
15+5	1	0	1	24		15.07	14.95	14.84		
15+5	1	74	1	0		18.61	18.51	18.41		
5+15	25	0	75	0	QPSK	21.98	21.92	21.64	29.24	0.8395
5+15	1	0	1	74		15.22	15.11	15.01		
5+15	1	24	1	0		23.74	23.66	23.52		
5+15	25	0	75	0	16-QAM	21.10	20.98	20.72	28.32	0.6792
5+15	1	0	1	74		15.35	15.18	15.18		
5+15	1	24	1	0		22.82	22.71	22.70		
5+15	25	0	75	0	64-QAM	21.09	20.99	20.77	26.59	0.4560
5+15	1	0	1	74		15.19	15.11	15.03		
5+15	1	24	1	0		20.76	20.71	20.62		
5+15	25	0	75	0	256-QAM	18.97	18.85	18.60	24.47	0.2799
5+15	1	0	1	74		15.09	14.99	14.84		
5+15	1	24	1	0		18.64	18.57	18.49		
Limit	EIRP < 1W					Result			Pass	

LTE Band 66B_CA Maximum Average Power [dBm] (GT - LC = 5.5 dB)										
BW [MHz]	PCC		SCC		Mod	Lowest	Middle	Highest	EIRP (dBm)	EIRP (W)
	RB Size	RB Offset	RB Size	RB Offset						
10+5	50	0	25	0	QPSK	21.90	21.78	21.64	29.04	0.8017
10+5	1	0	1	24		15.10	14.96	14.83		
10+5	1	49	1	0		23.54	23.47	23.37		
10+5	50	0	25	0	16-QAM	20.97	20.84	20.75	28.16	0.6546
10+5	1	0	1	24		15.16	15.09	14.96		
10+5	1	49	1	0		22.66	22.54	22.52		
10+5	50	0	25	0	64-QAM	21.01	20.85	20.77	26.51	0.4477
10+5	1	0	1	24		15.05	14.95	14.93		
10+5	1	49	1	0		20.62	20.49	20.51		
10+5	50	0	25	0	256-QAM	18.83	18.69	18.58	24.33	0.2710
10+5	1	0	1	24		14.88	14.81	14.68		
10+5	1	49	1	0		18.48	18.39	18.29		
5+10	25	0	50	0	QPSK	21.97	21.87	21.69	29.17	0.8260
5+10	1	0	1	49		15.15	15.03	14.91		
5+10	1	24	1	0		23.67	23.55	23.49		
5+10	25	0	50	0	16-QAM	21.07	20.94	20.76	28.25	0.6683
5+10	1	0	1	49		15.23	15.14	15.00		
5+10	1	24	1	0		22.75	22.69	22.66		
5+10	25	0	50	0	64-QAM	21.03	20.99	20.81	26.53	0.4498
5+10	1	0	1	49		15.08	15.01	14.94		
5+10	1	24	1	0		20.72	20.63	20.63		
5+10	25	0	50	0	256-QAM	18.82	18.76	18.59	24.32	0.2704
5+10	1	0	1	49		14.87	14.79	14.73		
5+10	1	24	1	0		18.47	18.42	18.30		
5+5	25	0	25	0	QPSK	21.59	21.80	21.62	29.04	0.8017
5+5	1	0	1	24		15.52	15.54	15.44		
5+5	1	24	1	0		23.54	23.52	23.33		
5+5	25	0	25	0	16-QAM	20.62	20.80	20.67	28.14	0.6516
5+5	1	0	1	24		15.62	15.72	15.62		
5+5	1	24	1	0		22.64	22.60	22.54		
5+5	25	0	25	0	64-QAM	20.68	20.83	20.77	26.33	0.4295
5+5	1	0	1	24		15.41	15.59	15.42		
5+5	1	24	1	0		20.66	20.59	20.55		
5+5	25	0	25	0	256-QAM	18.83	18.64	18.51	24.33	0.2710
5+5	1	0	1	24		15.46	15.32	15.19		
5+5	1	24	1	0		18.52	18.36	18.18		
Limit	EIRP < 1W					Result			Pass	

LTE Band 66C_CA Maximum Average Power [dBm] (GT - LC = 5.5 dB)										
BW [MHz]	PCC		SCC		Mod	Lowest	Middle	Highest	EIRP (dBm)	EIRP (W)
	RB Size	RB Offset	RB Size	RB Offset						
20+20	100	0	100	0	QPSK	21.67	21.50	21.62	28.69	0.7396
20+20	1	0	1	99		14.62	14.59	14.61		
20+20	1	99	1	0		23.19	23.15	23.16		
20+20	100	0	100	0	16-QAM	20.69	20.49	20.69	27.85	0.6095
20+20	1	0	1	99		14.67	14.61	14.68		
20+20	1	99	1	0		22.28	22.29	22.35		
20+20	100	0	100	0	64-QAM	20.69	20.48	20.75	26.25	0.4217
20+20	1	0	1	99		14.65	14.64	14.69		
20+20	1	99	1	0		20.23	20.17	20.24		
20+20	100	0	100	0	256-QAM	19.18	18.99	19.11	24.68	0.2938
20+20	1	0	1	99		15.07	15.00	14.94		
20+20	1	99	1	0		18.64	18.62	18.54		
20+15	100	0	75	0	QPSK	21.65	21.56	21.52	28.80	0.7586
20+15	1	0	1	74		14.74	14.69	14.61		
20+15	1	74	1	0		23.30	23.21	23.07		
20+15	100	0	75	0	16-QAM	20.70	20.56	20.59	27.95	0.6237
20+15	1	0	1	74		14.75	14.76	14.66		
20+15	1	74	1	0		22.45	22.27	22.26		
20+15	100	0	75	0	64-QAM	20.71	20.58	20.60	26.21	0.4178
20+15	1	0	1	74		14.71	14.70	14.68		
20+15	1	74	1	0		20.34	20.20	20.18		
20+15	100	0	75	0	256-QAM	19.23	19.06	19.12	24.73	0.2972
20+15	1	0	1	74		15.14	15.11	15.17		
20+15	1	74	1	0		18.78	18.74	18.66		
15+20	75	0	100	0	QPSK	21.61	21.49	21.57	28.76	0.7516
15+20	1	0	1	99		14.71	14.65	14.60		
15+20	1	74	1	0		23.26	23.24	23.11		
15+20	75	0	100	0	16-QAM	20.67	20.49	20.66	27.89	0.6152
15+20	1	0	1	99		14.76	14.69	14.65		
15+20	1	74	1	0		22.31	22.39	22.31		
15+20	75	0	100	0	64-QAM	20.62	20.52	20.64	26.14	0.4111
15+20	1	0	1	99		14.72	14.62	14.72		
15+20	1	74	1	0		20.33	20.30	20.21		
15+20	75	0	100	0	256-QAM	19.18	19.06	19.11	24.68	0.2938
15+20	1	0	1	99		15.19	15.07	15.13		
15+20	1	74	1	0		18.73	18.81	18.69		
Limit	EIRP < 1W					Result			Pass	

LTE Band 66C_CA Maximum Average Power [dBm] (GT - LC = 5.5 dB)										
BW [MHz]	PCC		SCC		Mod	Lowest	Middle	Highest	EIRP (dBm)	EIRP (W)
	RB Size	RB Offset	RB Size	RB Offset						
20+10	100	0	50	0	QPSK	21.72	21.54	21.53	28.81	0.7603
20+10	1	0	1	49		14.68	14.65	14.70		
20+10	1	99	1	0		23.31	23.20	23.15		
20+10	100	0	50	0	16-QAM	20.77	20.61	20.58	27.99	0.6295
20+10	1	0	1	49		14.70	14.67	14.77		
20+10	1	99	1	0		22.49	22.34	22.29		
20+10	100	0	50	0	64-QAM	20.74	20.60	20.56	26.24	0.4207
20+10	1	0	1	49		14.71	14.69	14.69		
20+10	1	99	1	0		20.38	20.26	20.20		
20+10	100	0	50	0	256-QAM	19.12	18.99	18.97	24.62	0.2897
20+10	1	0	1	49		15.01	14.97	15.06		
20+10	1	99	1	0		18.69	18.56	18.58		
10+20	50	0	100	0	QPSK	21.75	21.58	21.52	28.81	0.7603
10+20	1	0	1	99		14.76	14.68	14.69		
10+20	1	49	1	0		23.31	23.24	23.14		
10+20	50	0	100	0	16-QAM	20.79	20.63	20.59	28.00	0.6310
10+20	1	0	1	99		14.77	14.76	14.68		
10+20	1	49	1	0		22.50	22.42	22.32		
10+20	50	0	100	0	64-QAM	20.76	20.62	20.62	26.26	0.4227
10+20	1	0	1	99		14.79	14.69	14.71		
10+20	1	49	1	0		20.35	20.28	20.24		
10+20	50	0	100	0	256-QAM	19.11	19.01	18.97	24.61	0.2891
10+20	1	0	1	99		15.11	14.96	15.04		
10+20	1	49	1	0		18.67	18.59	18.56		
20+5	100	0	25	0	QPSK	21.51	21.13	21.26	28.48	0.7047
20+5	1	0	1	24		14.27	14.15	14.16		
20+5	1	99	1	0		22.98	22.83	22.75		
20+5	100	0	25	0	16-QAM	20.57	20.22	20.39	27.60	0.5754
20+5	1	0	1	24		14.35	14.18	14.19		
20+5	1	99	1	0		22.10	21.88	21.84		
20+5	100	0	25	0	64-QAM	20.52	20.19	20.38	26.02	0.3999
20+5	1	0	1	24		14.27	14.16	14.18		
20+5	1	99	1	0		20.06	19.83	19.83		
20+5	100	0	25	0	256-QAM	19.15	18.79	18.91	24.65	0.2917
20+5	1	0	1	24		14.82	14.77	14.75		
20+5	1	99	1	0		18.57	18.35	18.36		
Limit	EIRP < 1W					Result			Pass	

LTE Band 66C_CA Maximum Average Power [dBm] (GT - LC = 5.5 dB)										
BW [MHz]	PCC		SCC		Mod	Lowest	Middle	Highest	EIRP (dBm)	EIRP (W)
	RB Size	RB Offset	RB Size	RB Offset						
5+20	25	0	100	0	QPSK	21.61	21.58	21.26	28.46	0.7015
5+20	1	0	1	99		14.38	14.18	14.24		
5+20	1	24	1	0		22.94	22.96	22.89		
5+20	25	0	100	0	16-QAM	20.66	20.64	20.37	27.62	0.5781
5+20	1	0	1	99		14.30	14.20	14.30		
5+20	1	24	1	0		22.11	22.12	22.08		
5+20	25	0	100	0	64-QAM	20.63	20.62	20.37	26.13	0.4102
5+20	1	0	1	99		14.29	14.24	14.33		
5+20	1	24	1	0		20.01	20.04	19.97		
5+20	25	0	100	0	256-QAM	19.18	19.16	18.80	24.68	0.2938
5+20	1	0	1	99		14.87	14.80	14.77		
5+20	1	24	1	0		18.50	18.48	18.42		
Limit	EIRP < 1W					Result			Pass	

LTE Band 66C_CA Maximum Average Power [dBm] (GT - LC = 5.5 dB)										
BW [MHz]	PCC		SCC		Mod	Lowest	Middle	Highest	EIRP (dBm)	EIRP (W)
	RB Size	RB Offset	RB Size	RB Offset						
15+10	75	0	50	0	QPSK	21.71	21.51	21.44	28.84	0.7656
15+10	1	0	1	49		14.57	14.39	14.42		
15+10	1	74	1	0		23.34	23.26	23.26		
15+10	75	0	50	0	16-QAM	20.75	20.56	20.54	27.99	0.6295
15+10	1	0	1	49		14.67	14.49	14.48		
15+10	1	74	1	0		22.49	22.39	22.44		
15+10	75	0	50	0	64-QAM	20.79	20.58	20.55	26.29	0.4256
15+10	1	0	1	49		14.66	14.45	14.44		
15+10	1	74	1	0		20.41	20.32	20.32		
15+10	75	0	50	0	256-QAM	18.90	18.76	18.88	24.40	0.2754
15+10	1	0	1	49		14.75	14.79	14.85		
15+10	1	74	1	0		18.54	18.58	18.58		
10+15	50	0	75	0	QPSK	21.76	21.60	21.44	28.89	0.7745
10+15	1	0	1	74		14.64	14.45	14.41		
10+15	1	49	1	0		23.39	23.35	23.17		
10+15	50	0	75	0	16-QAM	20.84	20.69	20.52	27.99	0.6295
10+15	1	0	1	74		14.72	14.52	14.59		
10+15	1	49	1	0		22.48	22.49	22.36		
10+15	50	0	75	0	64-QAM	20.81	20.71	20.52	26.31	0.4276
10+15	1	0	1	74		14.66	14.53	14.44		
10+15	1	49	1	0		20.46	20.49	20.31		
10+15	50	0	75	0	256-QAM	18.85	18.77	18.68	24.35	0.2723
10+15	1	0	1	74		14.70	14.61	14.61		
10+15	1	49	1	0		18.41	18.49	18.34		
15+15	75	0	75	0	QPSK	21.70	21.46	21.36	28.77	0.7534
15+15	1	0	1	74		14.75	14.68	14.67		
15+15	1	74	1	0		23.27	23.27	23.08		
15+15	75	0	75	0	16-QAM	20.67	20.44	20.43	27.92	0.6194
15+15	1	0	1	74		14.83	14.77	14.75		
15+15	1	74	1	0		22.37	22.42	22.28		
15+15	75	0	75	0	64-QAM	20.69	20.36	20.49	26.19	0.4159
15+15	1	0	1	74		14.80	14.74	14.72		
15+15	1	74	1	0		20.32	20.33	20.16		
15+15	75	0	75	0	256-QAM	19.20	18.97	18.99	24.70	0.2951
15+15	1	0	1	74		15.24	15.15	15.18		
15+15	1	74	1	0		18.88	18.72	18.69		
Limit	EIRP < 1W					Result			Pass	

LTE Band 2

Peak-to-Average Ratio

Mode	LTE Band 2 / 20MHz				
Mod.	QPSK	16QAM	64QAM	256QAM	Limit: 13dB
RB Size	Full RB	Full RB	Full RB	Full RB	Result
Middle CH	4.67	5.71	6.12	6.78	PASS

LTE Band 2 / 20MHz / QPSK	LTE Band 2 / 20MHz / 16QAM
Middle Channel / Full RB	Middle Channel / Full RB
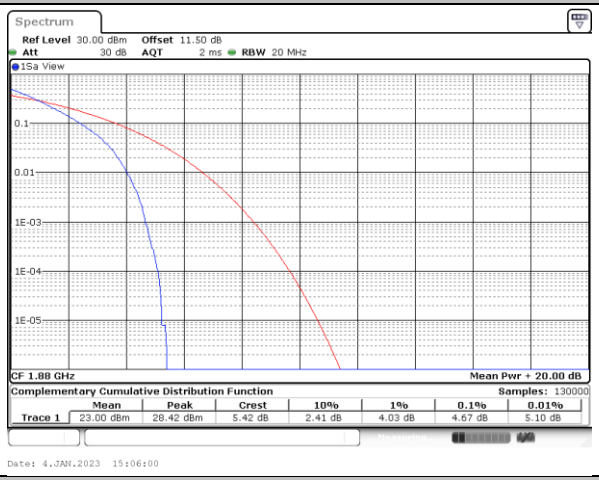	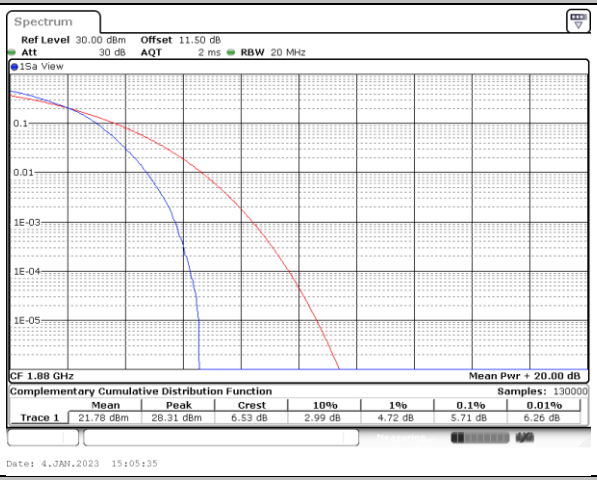
LTE Band 2 / 20MHz / 64QAM	LTE Band 2 / 20MHz / 256QAM
Middle Channel / Full RB	Middle Channel / Full RB
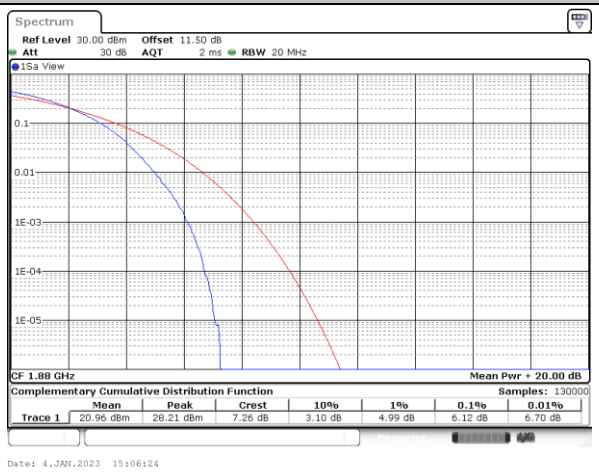	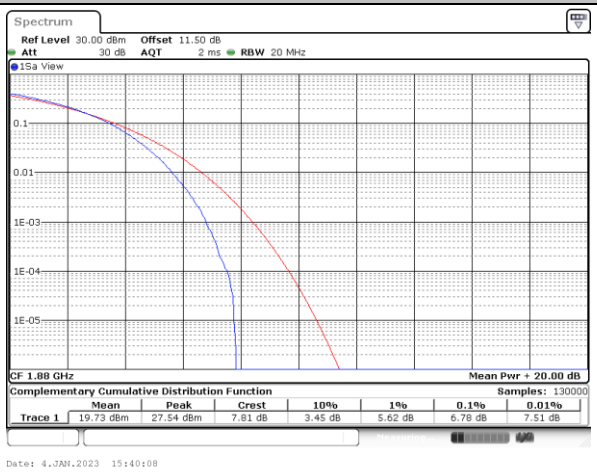

26dB Bandwidth

Mode	LTE Band 2 : 26dB BW(MHz)											
BW	1.4MHz		3MHz		5MHz		10MHz		15MHz		20MHz	
Mod.	QPSK	16QAM	QPSK	16QAM	QPSK	16QAM	QPSK	16QAM	QPSK	16QAM	QPSK	16QAM
Middle CH	1.26	1.29	2.99	2.98	4.81	4.88	9.65	9.63	14.30	14.54	18.90	18.86
Mode	LTE Band 2 : 26dB BW(MHz)											
BW	1.4MHz		3MHz		5MHz		10MHz		15MHz		20MHz	
Mod.	64QAM	256QAM	64QAM	256QAM	64QAM	256QAM	64QAM	256QAM	64QAM	256QAM	64QAM	256QAM
Middle CH	1.26	1.24	2.98	2.99	4.88	4.93	9.73	9.57	14.15	14.21	19.10	18.78

LTE Band 2

Middle Channel / 1.4MHz / QPSK

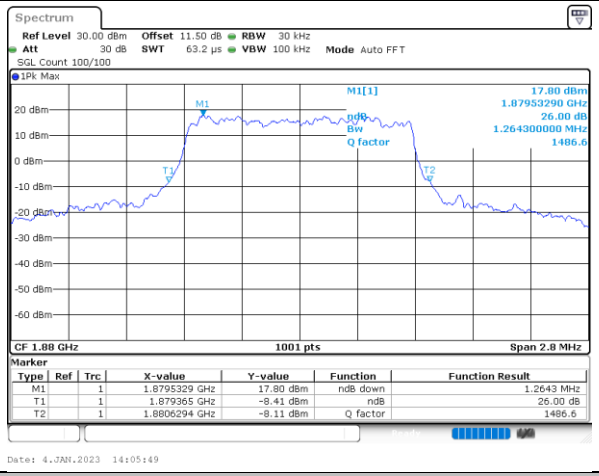

Middle Channel / 1.4MHz / 16QAM

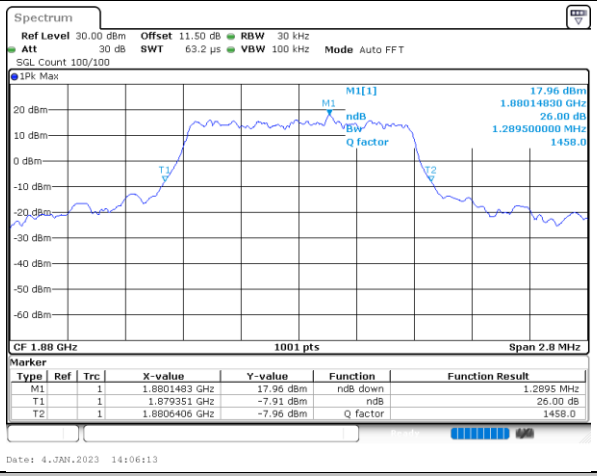

Middle Channel / 3MHz / QPSK

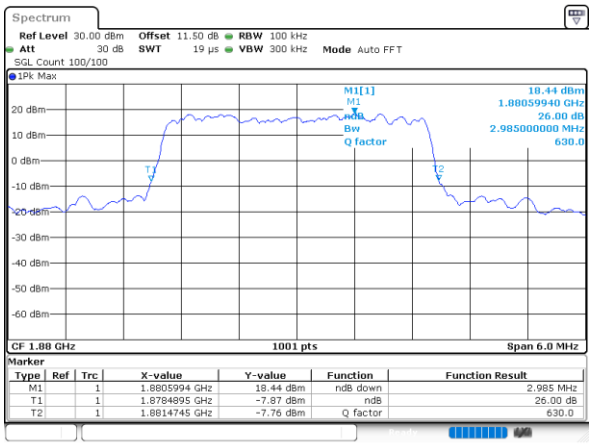

Middle Channel / 3MHz / 16QAM

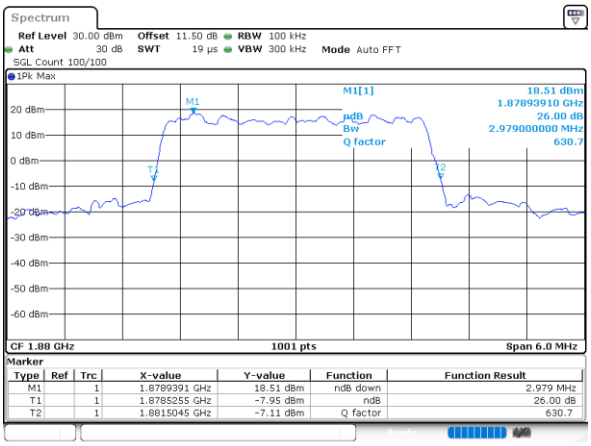

Middle Channel / 5MHz / QPSK

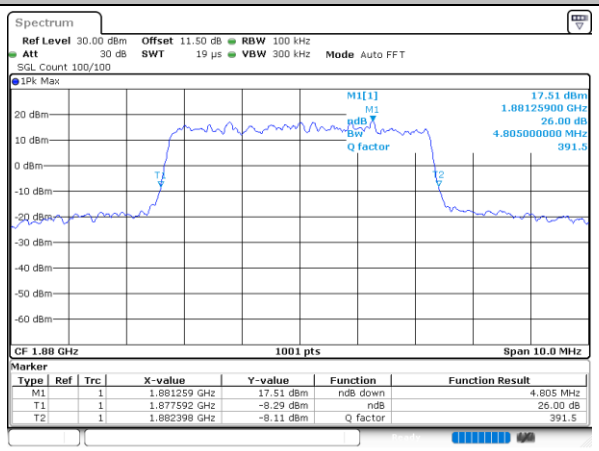

Middle Channel / 5MHz / 16QAM

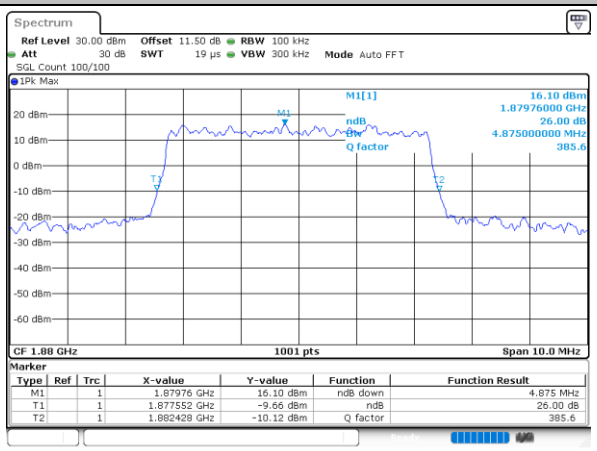

LTE Band 2

Middle Channel / 10MHz / QPSK

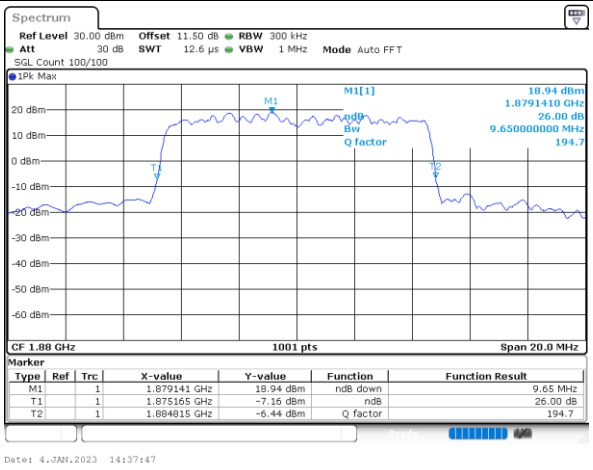

Middle Channel / 10MHz / 16QAM

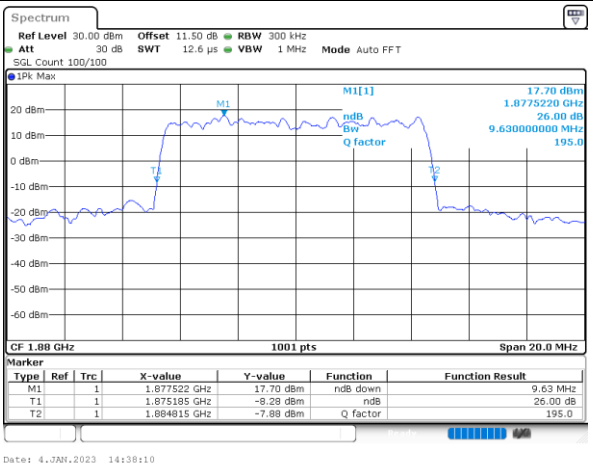

Middle Channel / 15MHz / QPSK

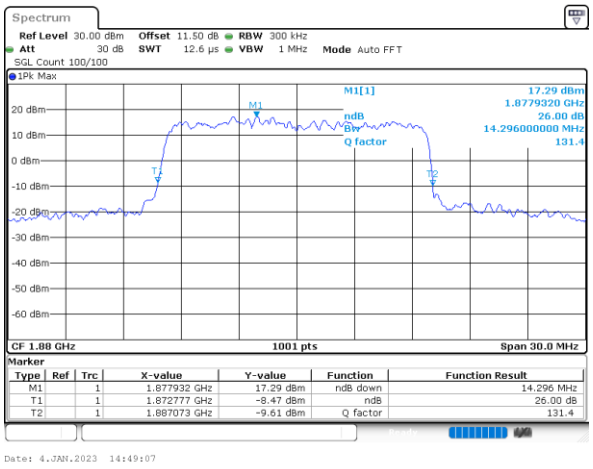

Middle Channel / 15MHz / 16QAM

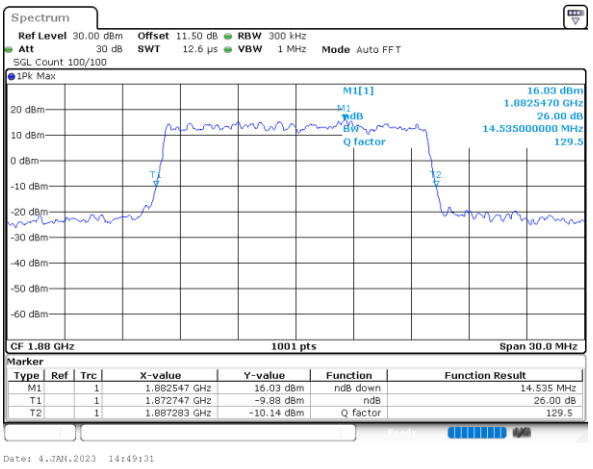

Middle Channel / 20MHz / QPSK

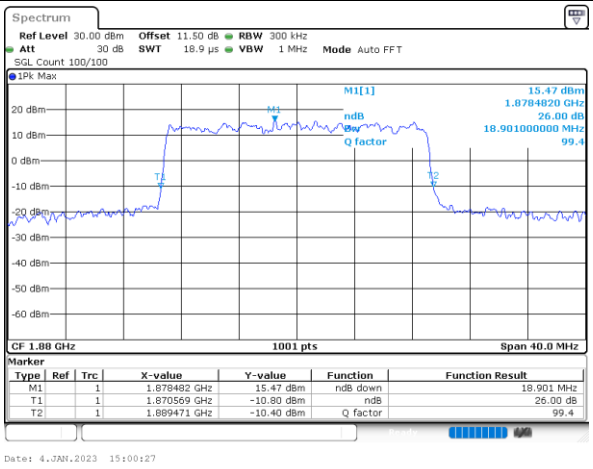

Middle Channel / 20MHz / 16QAM

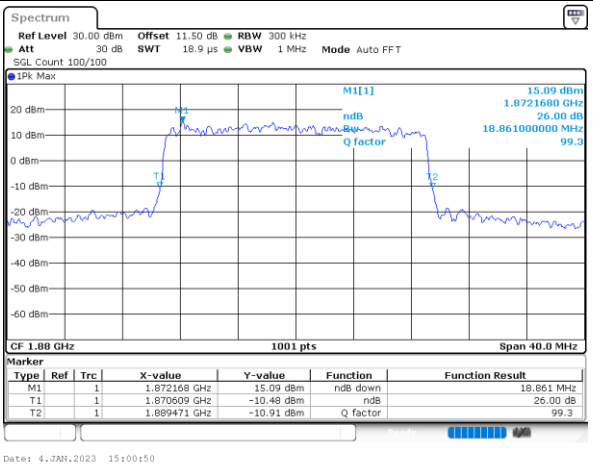

LTE Band 2

Middle Channel / 1.4MHz / 64QAM

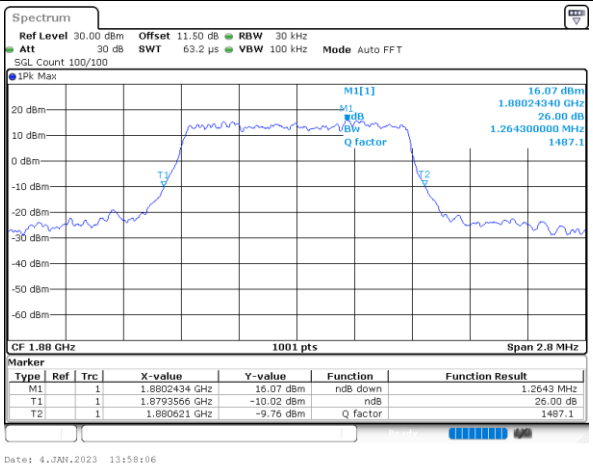

Middle Channel / 3MHz / 64QAM

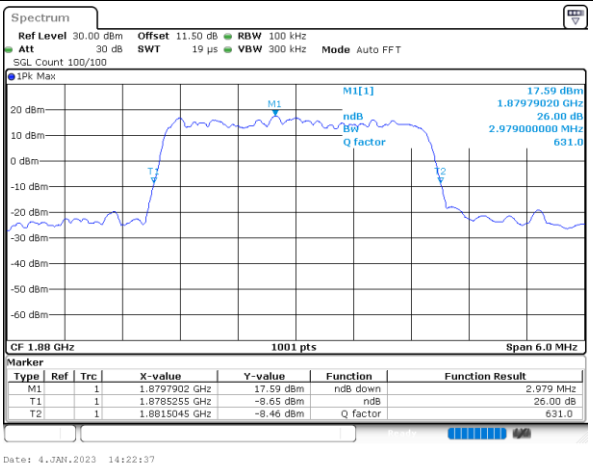

Middle Channel / 5MHz / 64QAM

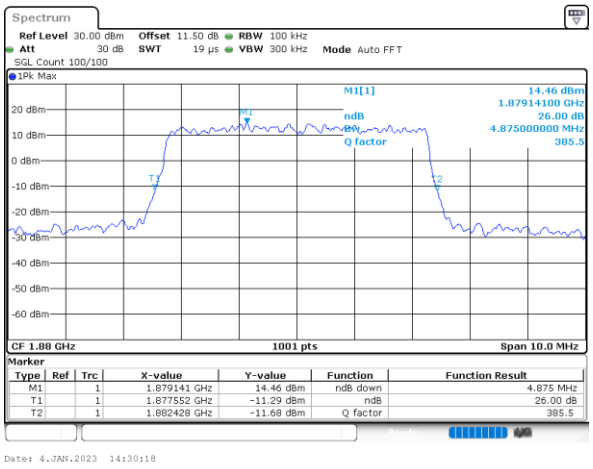

Middle Channel / 10MHz / 64QAM

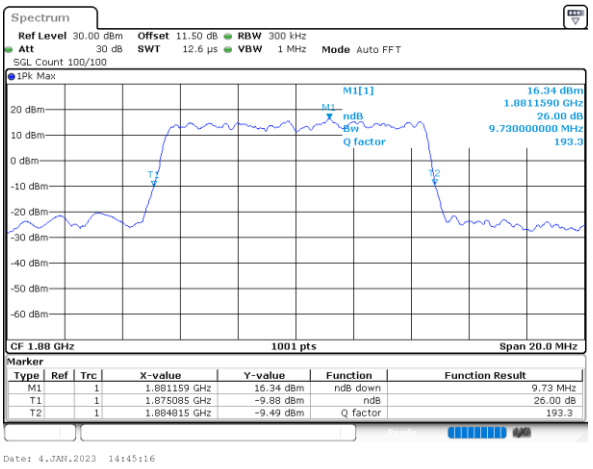

Middle Channel / 15MHz / 64QAM

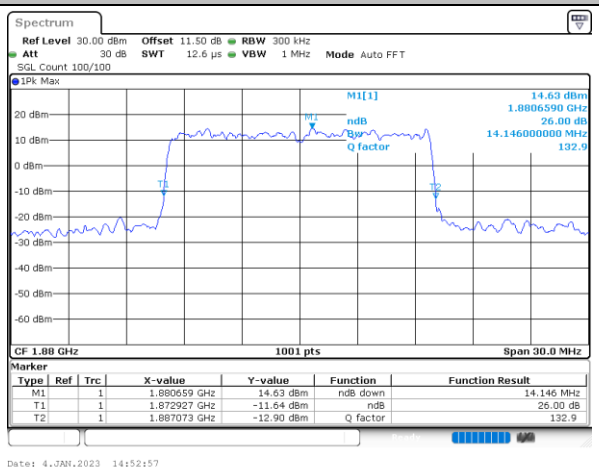

Middle Channel / 20MHz / 64QAM

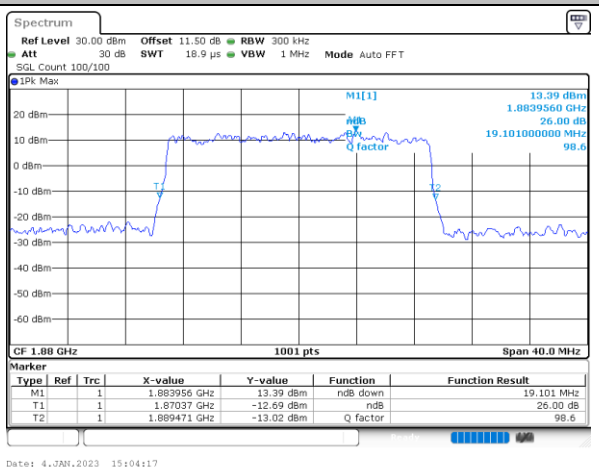

LTE Band 2

Middle Channel / 1.4MHz / 256QAM

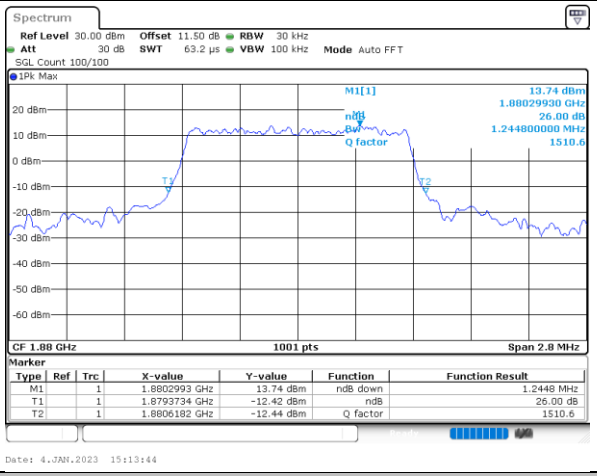

Middle Channel / 3MHz / 256QAM

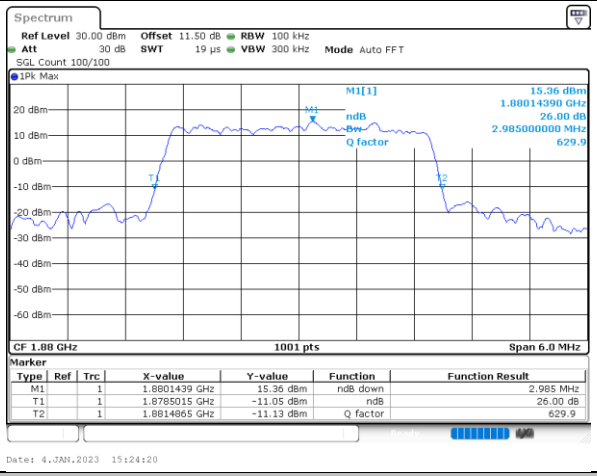

Middle Channel / 5MHz / 256QAM

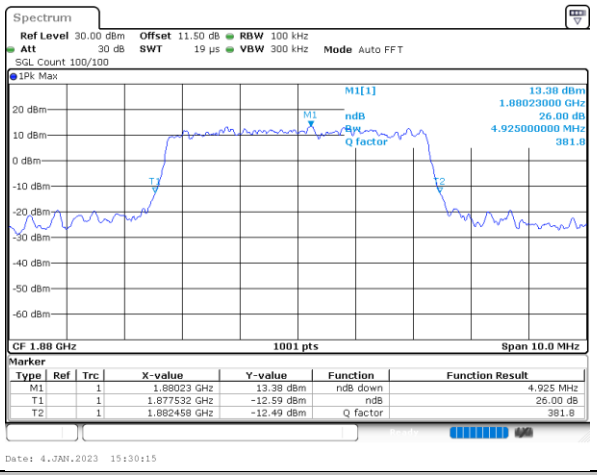

Middle Channel / 10MHz / 256QAM

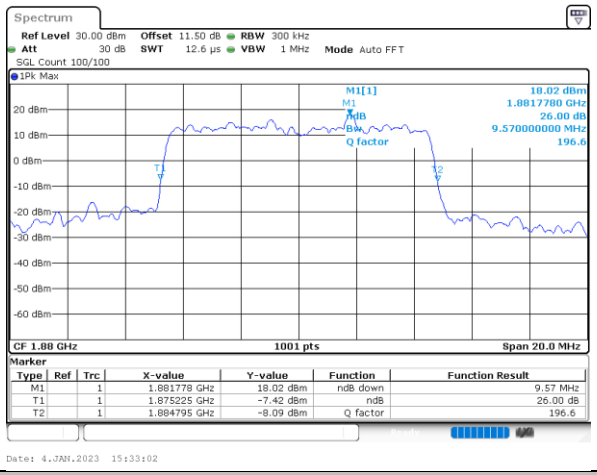

Middle Channel / 15MHz / 256QAM

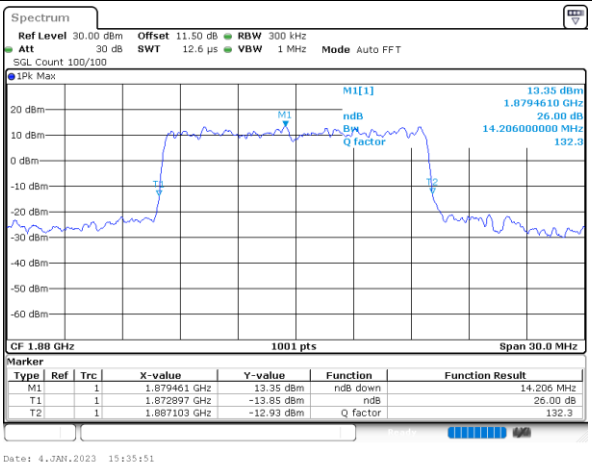

Middle Channel / 20MHz / 256QAM

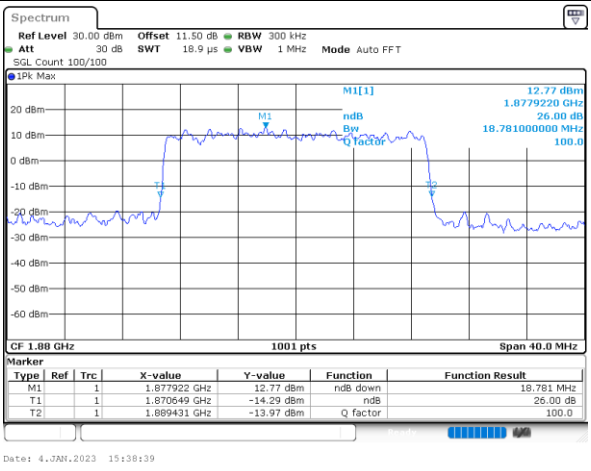

Occupied Bandwidth

Mode	LTE Band 2 : 99%OBW(MHz)											
BW	1.4MHz		3MHz		5MHz		10MHz		15MHz		20MHz	
Mod.	QPSK	16QAM	QPSK	16QAM	QPSK	16QAM	QPSK	16QAM	QPSK	16QAM	QPSK	16QAM
Middle CH	1.10	1.09	2.71	2.72	4.48	4.50	9.05	9.03	13.49	13.43	17.86	17.82
Mode	LTE Band 2 : 99%OBW(MHz)											
BW	1.4MHz		3MHz		5MHz		10MHz		15MHz		20MHz	
Mod.	64QAM	256QAM	64QAM	256QAM	64QAM	256QAM	64QAM	256QAM	64QAM	256QAM	64QAM	256QAM
Middle CH	1.09	1.09	2.72	2.72	4.48	4.49	9.03	9.01	13.40	13.40	17.86	17.82

LTE Band 2

Middle Channel / 1.4MHz / QPSK

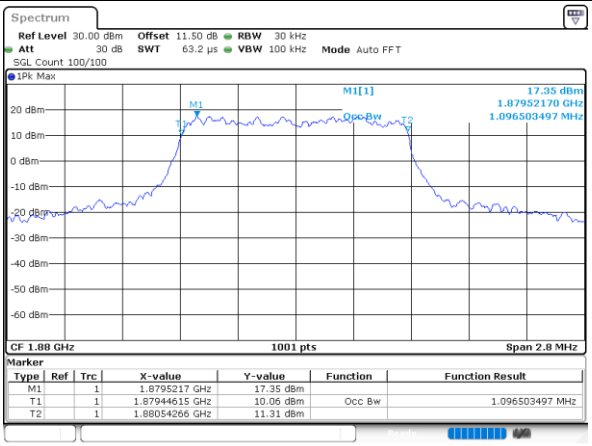

Middle Channel / 1.4MHz / 16QAM

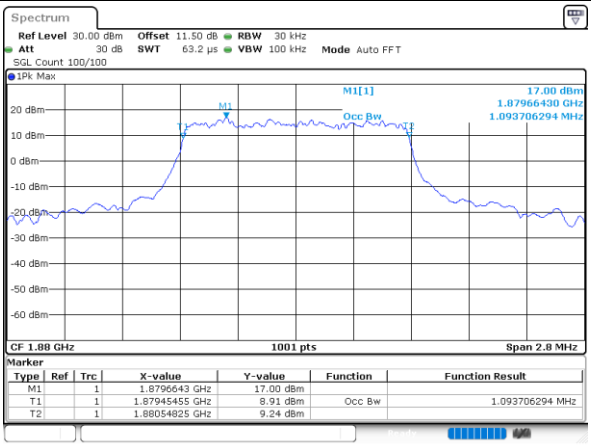

Middle Channel / 3MHz / QPSK

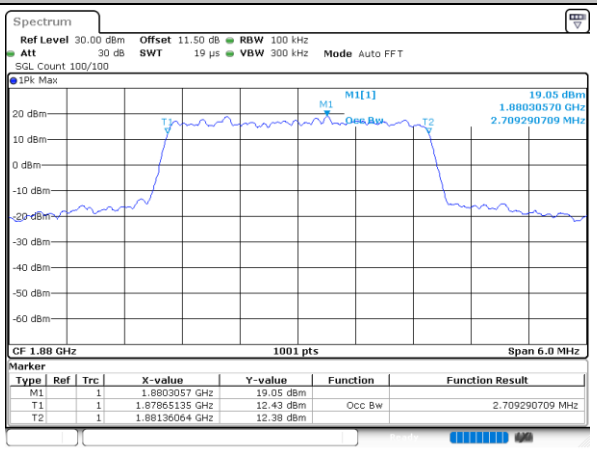

Middle Channel / 3MHz / 16QAM

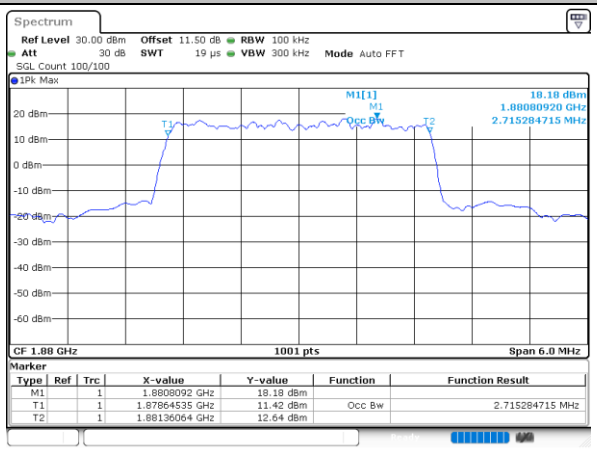

Middle Channel / 5MHz / QPSK

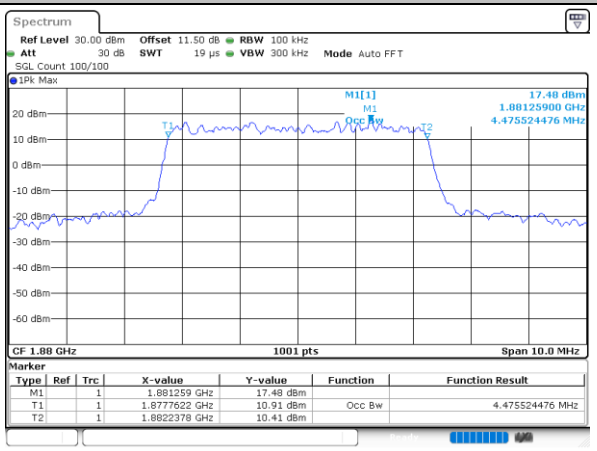

Middle Channel / 5MHz / 16QAM

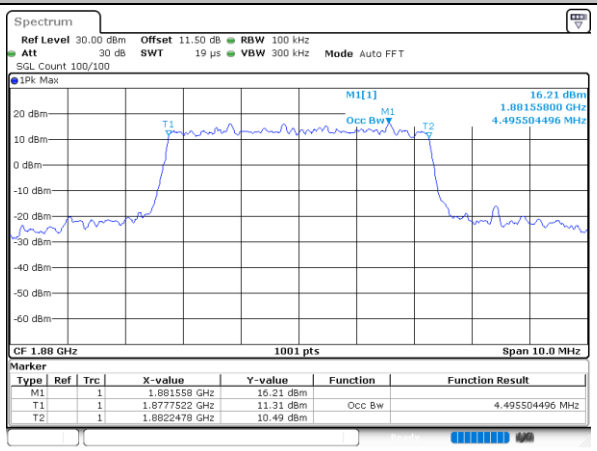

LTE Band 2

Middle Channel / 10MHz / QPSK

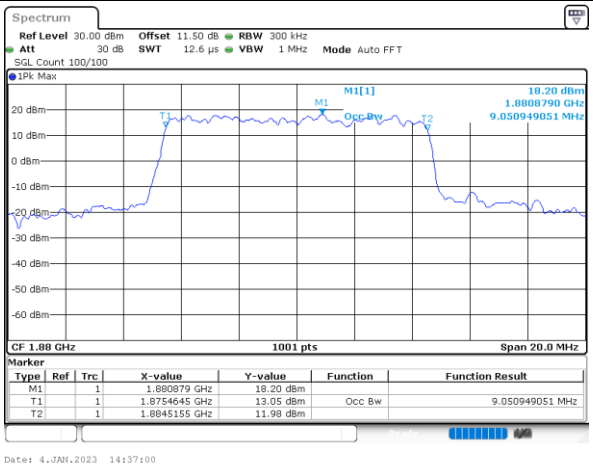

Middle Channel / 10MHz / 16QAM

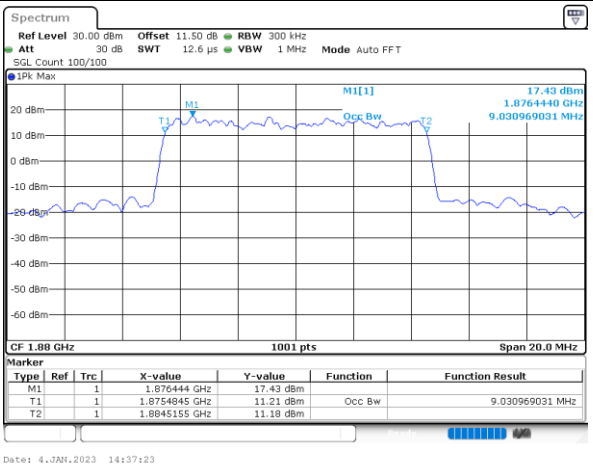

Middle Channel / 15MHz / QPSK

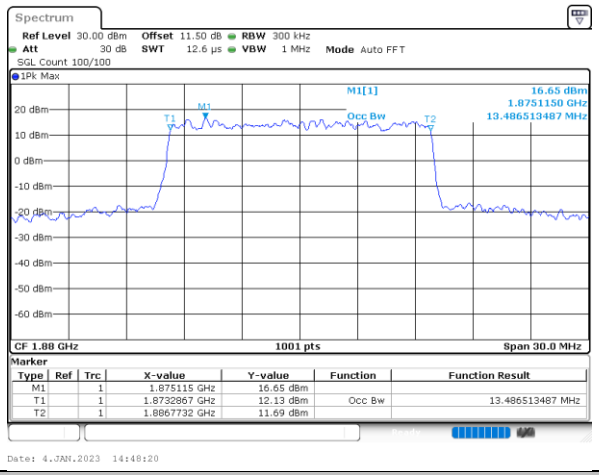

Middle Channel / 15MHz / 16QAM

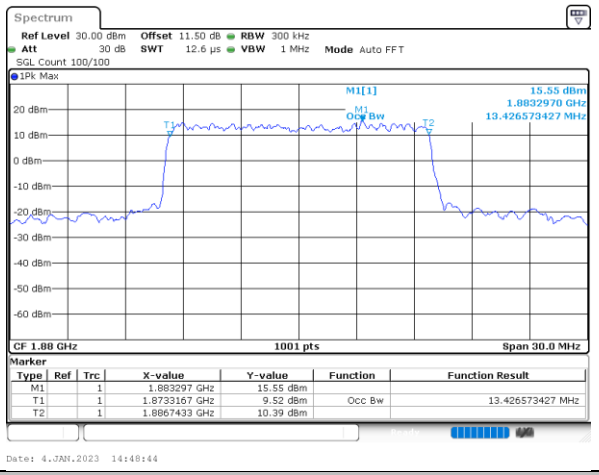

Middle Channel / 20MHz / QPSK

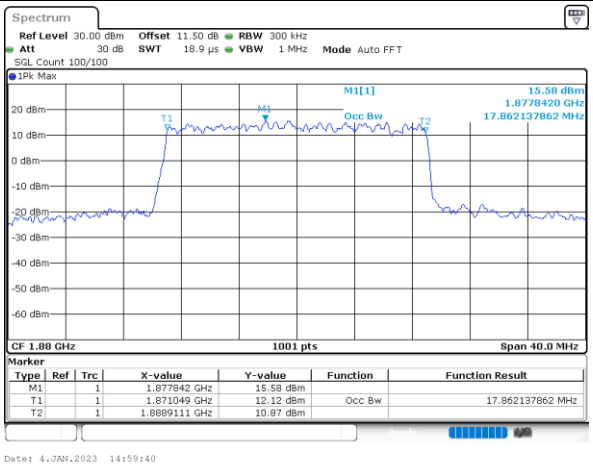

Middle Channel / 20MHz / 16QAM

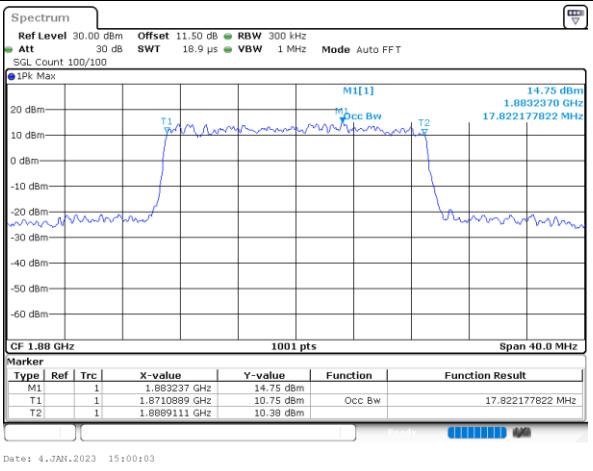

LTE Band 2

Middle Channel / 1.4MHz / 64QAM

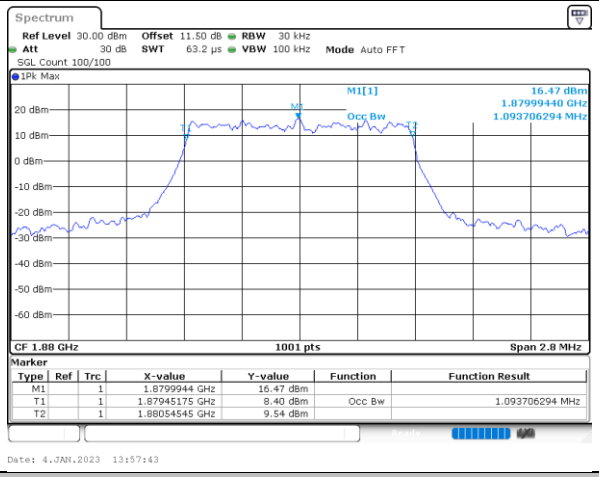

Middle Channel / 3MHz / 64QAM

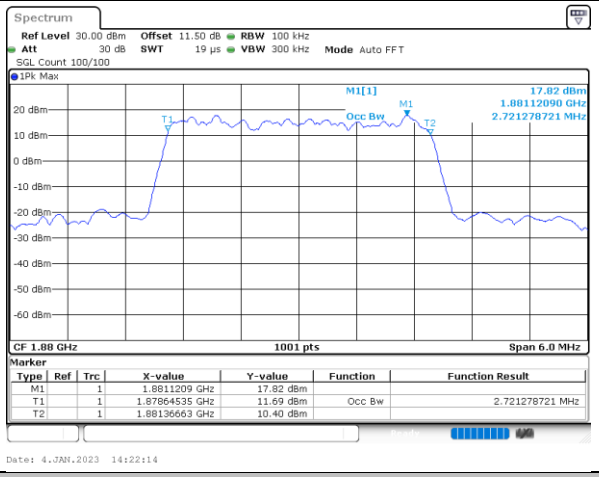

Middle Channel / 5MHz / 64QAM

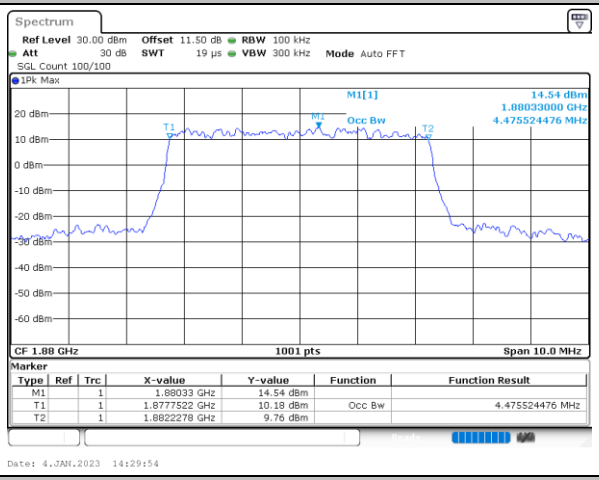

Middle Channel / 10MHz / 64QAM

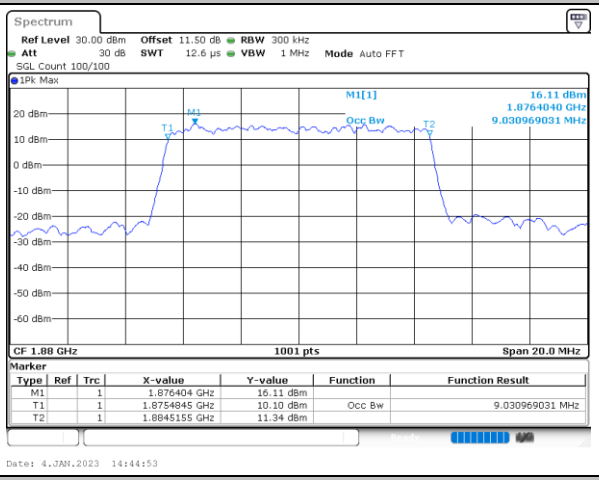

Middle Channel / 15MHz / 64QAM

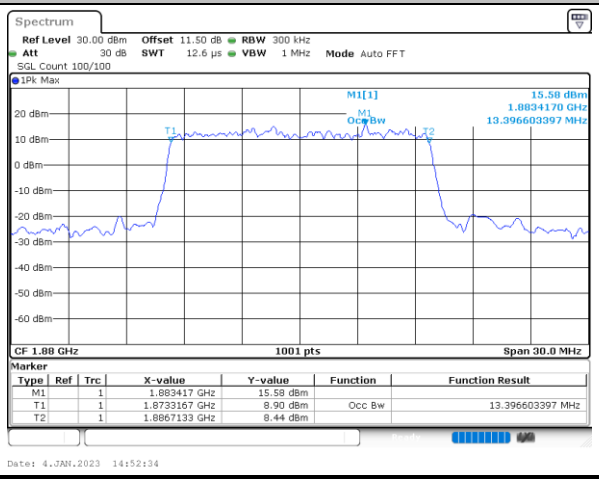

Middle Channel / 20MHz / 64QAM

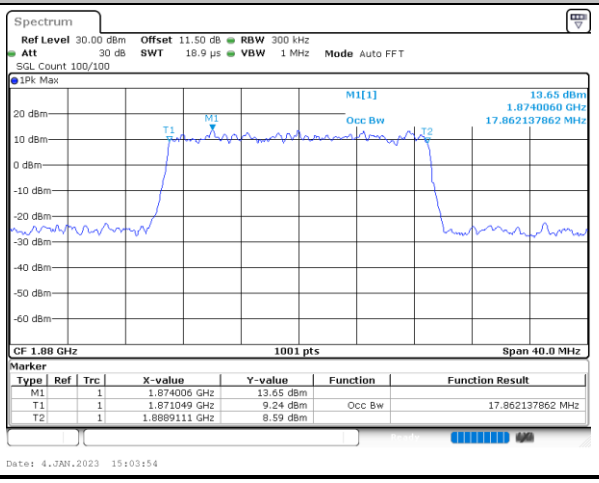

LTE Band 2

Middle Channel / 1.4MHz / 256QAM

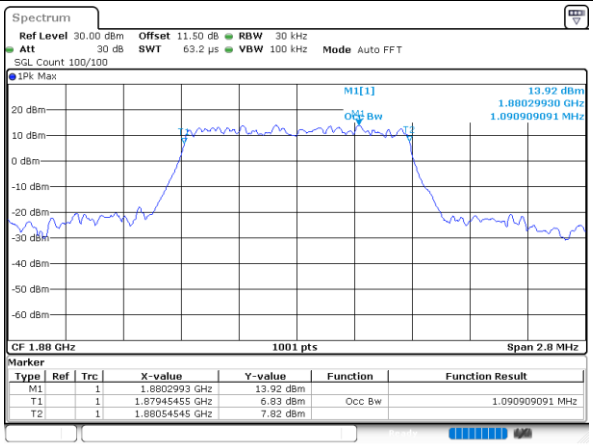

Middle Channel / 3MHz / 256QAM

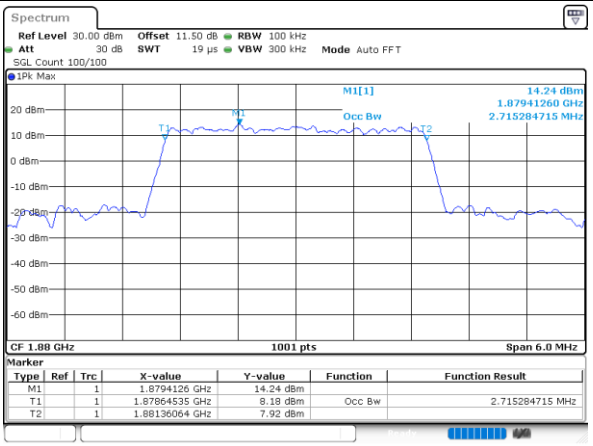

Middle Channel / 5MHz / 256QAM

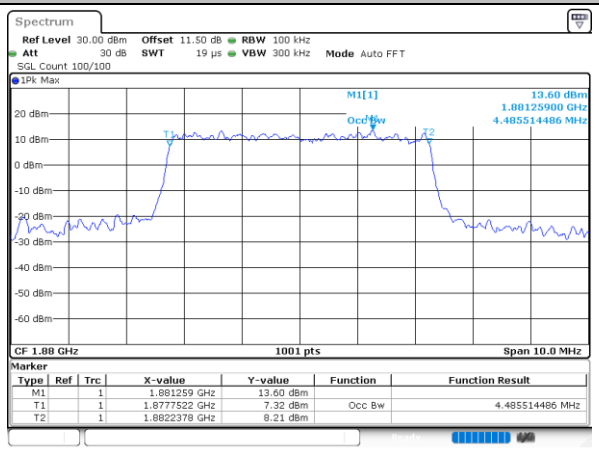

Middle Channel / 10MHz / 256QAM

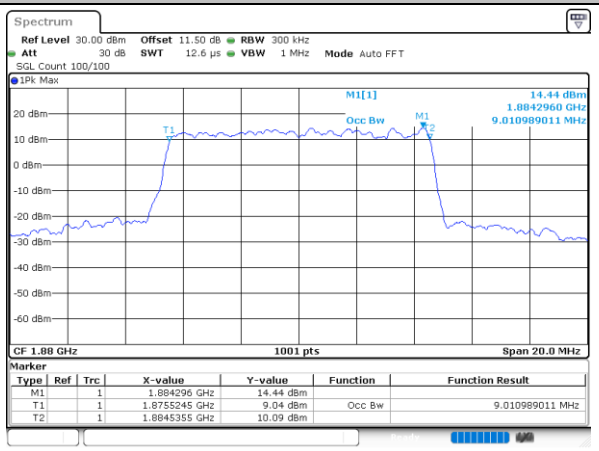

Middle Channel / 15MHz / 256QAM

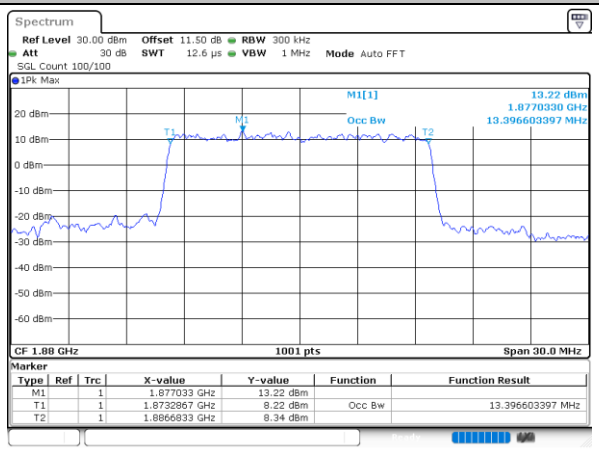

Middle Channel / 20MHz / 256QAM

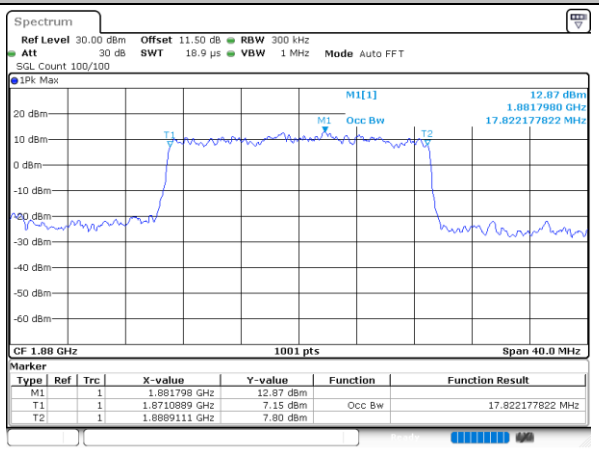

Conducted Band Edge

LTE Band 2 / 1.4MHz / QPSK

Lowest Band Edge / 1RB

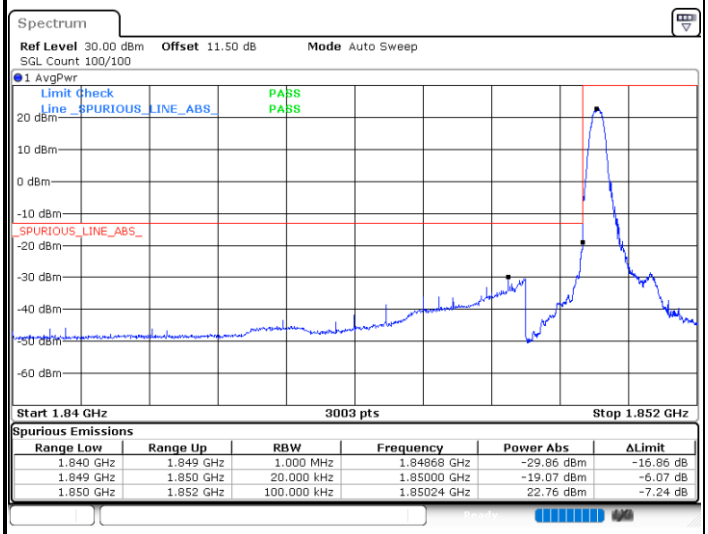

Spurious Emissions

Range Low	Range Up	RBW	Frequency	Power Abs	ΔLimit
1.840 GHz	1.849 GHz	1.000 MHz	1.84868 GHz	-29.86 dBm	-16.86 dB
1.849 GHz	1.850 GHz	20.000 kHz	1.85000 GHz	-19.07 dBm	-6.07 dB
1.850 GHz	1.852 GHz	100.000 kHz	1.85024 GHz	22.76 dBm	-7.24 dB

Date: 4.JAN.2023 14:00:46

Highest Band Edge / 1RB

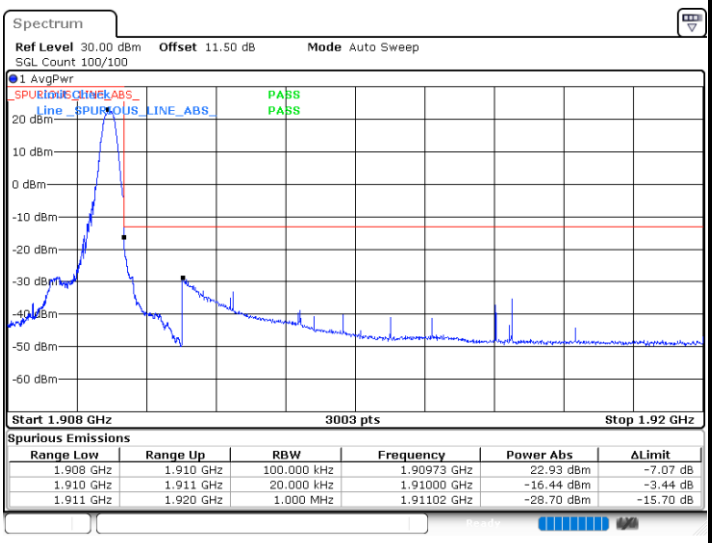

Spurious Emissions

Range Low	Range Up	RBW	Frequency	Power Abs	ΔLimit
1.908 GHz	1.910 GHz	100.000 kHz	1.90973 GHz	22.93 dBm	-7.07 dB
1.910 GHz	1.911 GHz	20.000 kHz	1.91000 GHz	-16.44 dBm	-3.44 dB
1.911 GHz	1.920 GHz	1.000 MHz	1.91102 GHz	-28.70 dBm	-15.70 dB

Date: 4.JAN.2023 14:08:18

Lowest Band Edge / Full RB

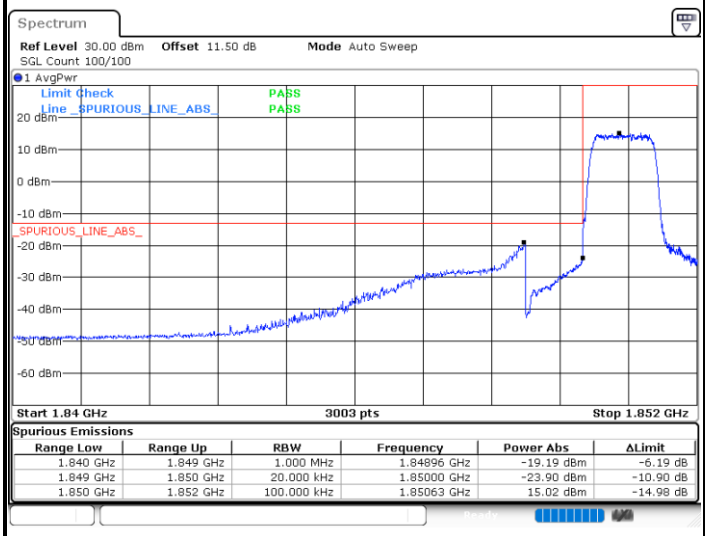

Spurious Emissions

Range Low	Range Up	RBW	Frequency	Power Abs	ΔLimit
1.840 GHz	1.849 GHz	1.000 MHz	1.84896 GHz	-19.19 dBm	-6.19 dB
1.849 GHz	1.850 GHz	20.000 kHz	1.85000 GHz	-23.90 dBm	-10.90 dB
1.850 GHz	1.852 GHz	100.000 kHz	1.85063 GHz	15.02 dBm	-14.98 dB

Date: 4.JAN.2023 14:02:32

Highest Band Edge / Full RB

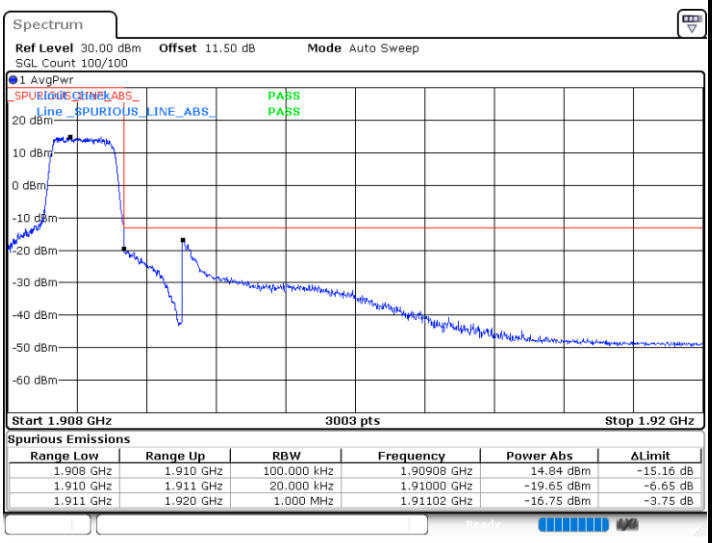

Spurious Emissions

Range Low	Range Up	RBW	Frequency	Power Abs	ΔLimit
1.908 GHz	1.910 GHz	100.000 kHz	1.90908 GHz	14.84 dBm	-15.16 dB
1.910 GHz	1.911 GHz	20.000 kHz	1.91000 GHz	-19.65 dBm	-6.65 dB
1.911 GHz	1.920 GHz	1.000 MHz	1.91102 GHz	-16.75 dBm	-3.75 dB

Date: 4.JAN.2023 14:10:05

LTE Band 2 / 1.4MHz / 16QAM

Lowest Band Edge / 1 RB

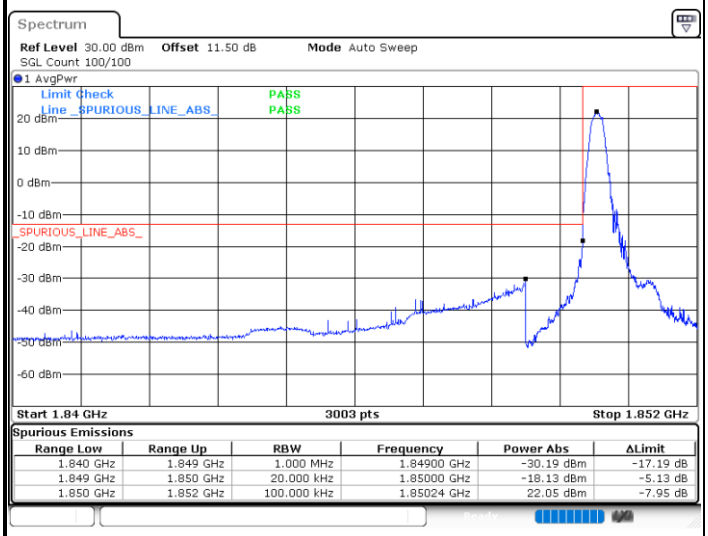

Spurious Emissions

Range Low	Range Up	RBW	Frequency	Power Abs	ΔLimit
1.840 GHz	1.849 GHz	1.000 MHz	1.84900 GHz	-30.19 dBm	-17.19 dB
1.849 GHz	1.850 GHz	20.000 kHz	1.85000 GHz	-18.13 dBm	-5.13 dB
1.850 GHz	1.852 GHz	100.000 kHz	1.85024 GHz	22.05 dBm	-7.95 dB

Date: 4.JAN.2023 14:01:39

Highest Band Edge / 1 RB

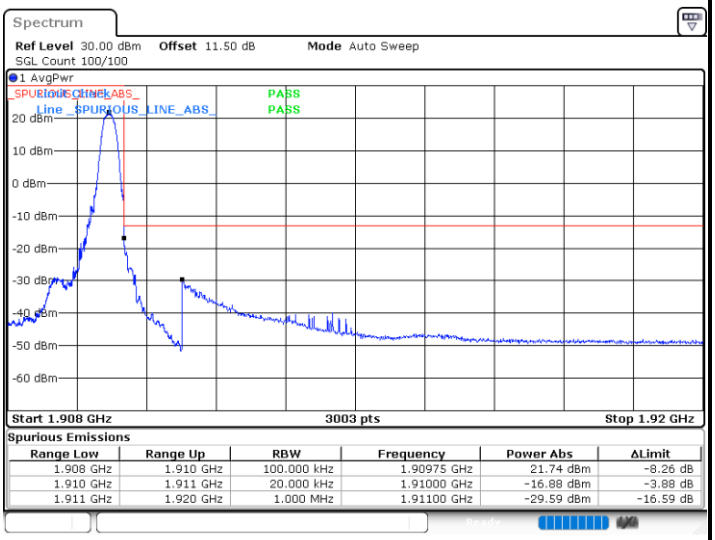

Spurious Emissions

Range Low	Range Up	RBW	Frequency	Power Abs	ΔLimit
1.908 GHz	1.910 GHz	100.000 kHz	1.90975 GHz	21.74 dBm	-8.26 dB
1.910 GHz	1.911 GHz	20.000 kHz	1.91000 GHz	-16.88 dBm	-3.88 dB
1.911 GHz	1.920 GHz	1.000 MHz	1.91100 GHz	-29.59 dBm	-16.59 dB

Date: 4.JAN.2023 14:09:11

Lowest Band Edge / Full RB

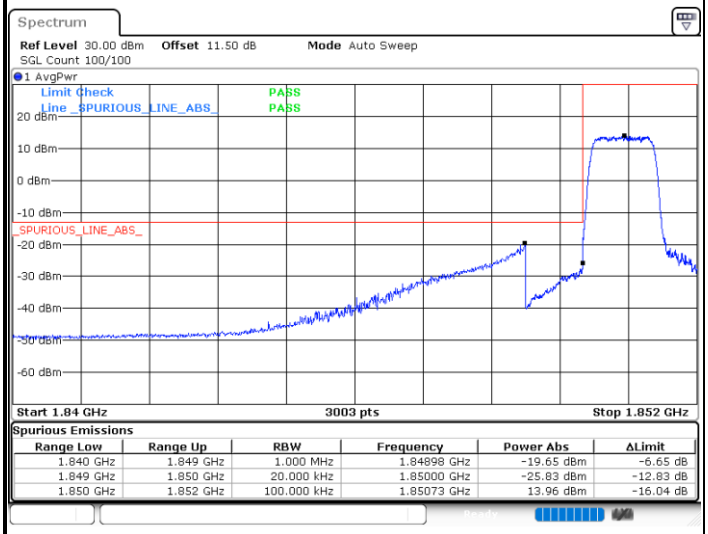

Spurious Emissions

Range Low	Range Up	RBW	Frequency	Power Abs	ΔLimit
1.840 GHz	1.849 GHz	1.000 MHz	1.84898 GHz	-19.65 dBm	-6.65 dB
1.849 GHz	1.850 GHz	20.000 kHz	1.85000 GHz	-25.83 dBm	-12.83 dB
1.850 GHz	1.852 GHz	100.000 kHz	1.85073 GHz	13.96 dBm	-16.04 dB

Date: 4.JAN.2023 14:03:25

Highest Band Edge / Full RB

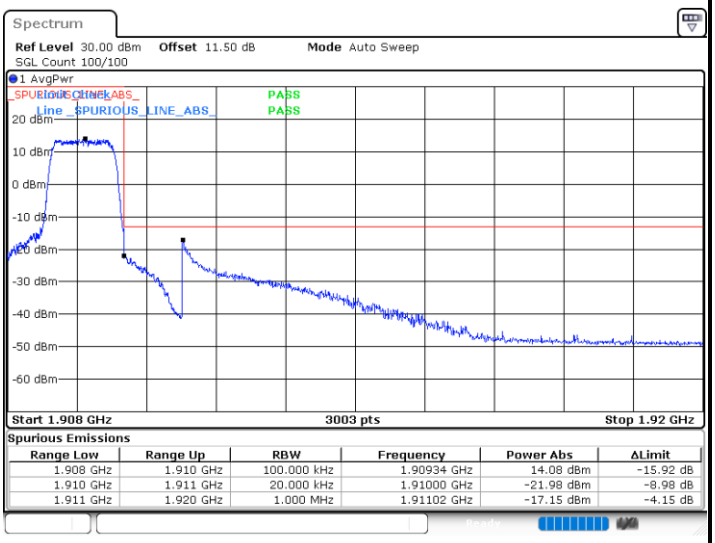

Spurious Emissions

Range Low	Range Up	RBW	Frequency	Power Abs	ΔLimit
1.908 GHz	1.910 GHz	100.000 kHz	1.90934 GHz	14.08 dBm	-15.92 dB
1.910 GHz	1.911 GHz	20.000 kHz	1.91000 GHz	-21.98 dBm	-8.98 dB
1.911 GHz	1.920 GHz	1.000 MHz	1.91102 GHz	-17.15 dBm	-4.15 dB

Date: 4.JAN.2023 14:10:58

LTE Band 2 / 1.4MHz / 64QAM

Lowest Band Edge / 1 RB

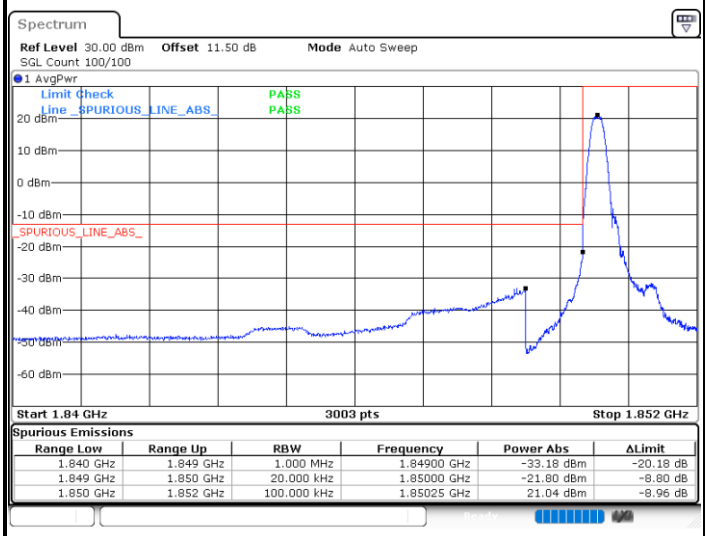

Spurious Emissions

Range Low	Range Up	RBW	Frequency	Power Abs	ΔLimit
1.840 GHz	1.849 GHz	1.000 MHz	1.84900 GHz	-33.18 dBm	-20.18 dB
1.849 GHz	1.850 GHz	20.000 kHz	1.85000 GHz	-21.80 dBm	-8.80 dB
1.850 GHz	1.852 GHz	100.000 kHz	1.85025 GHz	21.04 dBm	-8.96 dB

Date: 4.JAN.2023 13:56:26

Highest Band Edge / 1 RB

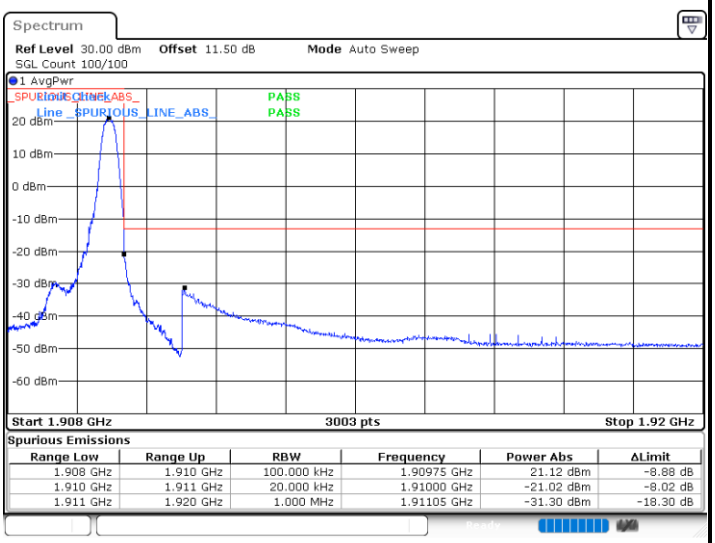

Spurious Emissions

Range Low	Range Up	RBW	Frequency	Power Abs	ΔLimit
1.908 GHz	1.910 GHz	100.000 kHz	1.90975 GHz	21.12 dBm	-8.88 dB
1.910 GHz	1.911 GHz	20.000 kHz	1.91000 GHz	-21.02 dBm	-8.02 dB
1.911 GHz	1.920 GHz	1.000 MHz	1.91105 GHz	-31.30 dBm	-18.30 dB

Date: 4.JAN.2023 13:58:59

Lowest Band Edge / Full RB

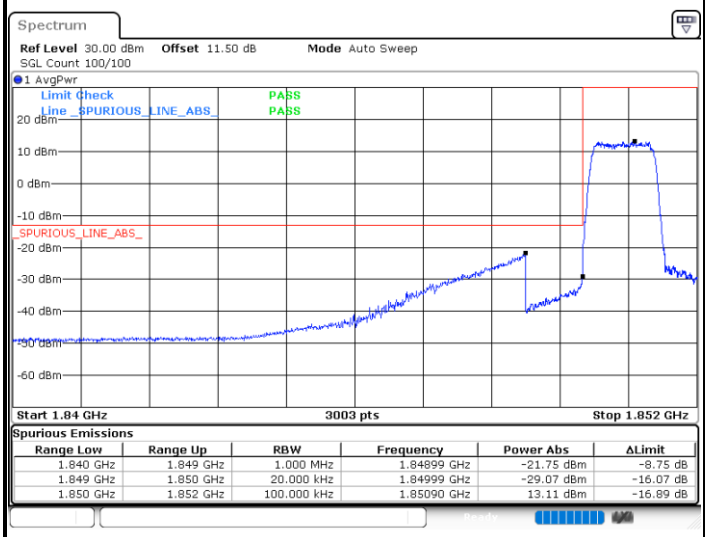

Spurious Emissions

Range Low	Range Up	RBW	Frequency	Power Abs	ΔLimit
1.840 GHz	1.849 GHz	1.000 MHz	1.84899 GHz	-21.75 dBm	-8.75 dB
1.849 GHz	1.850 GHz	20.000 kHz	1.84999 GHz	-29.07 dBm	-16.07 dB
1.850 GHz	1.852 GHz	100.000 kHz	1.85090 GHz	13.11 dBm	-16.89 dB

Date: 4.JAN.2023 13:57:19

Highest Band Edge / Full RB

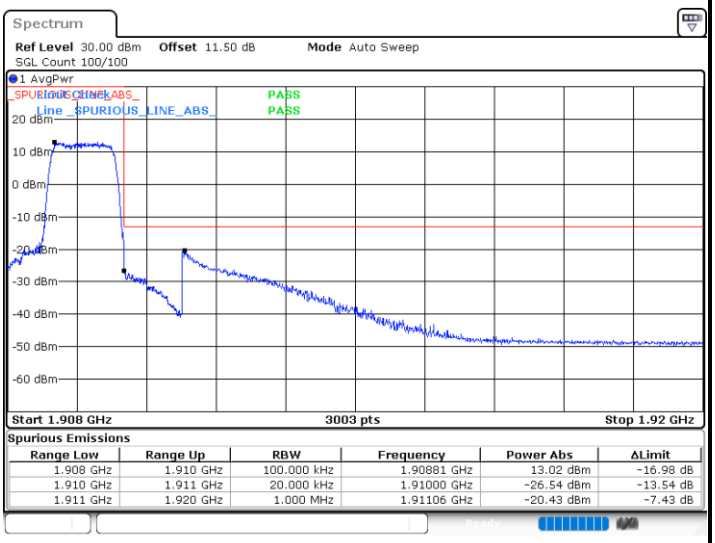

Spurious Emissions

Range Low	Range Up	RBW	Frequency	Power Abs	ΔLimit
1.908 GHz	1.910 GHz	100.000 kHz	1.90881 GHz	13.02 dBm	-16.98 dB
1.910 GHz	1.911 GHz	20.000 kHz	1.91000 GHz	-26.54 dBm	-13.54 dB
1.911 GHz	1.920 GHz	1.000 MHz	1.91106 GHz	-20.43 dBm	-7.43 dB

Date: 4.JAN.2023 13:59:52

LTE Band 2 / 1.4MHz / 256QAM

Lowest Band Edge / 1 RB

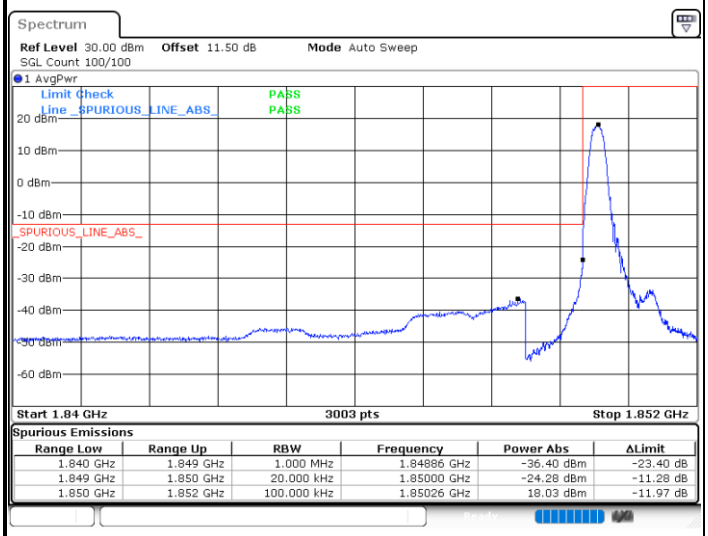

Spurious Emissions

Range Low	Range Up	RBW	Frequency	Power Abs	ΔLimit
1.840 GHz	1.849 GHz	1.000 MHz	1.84886 GHz	-36.40 dBm	-23.40 dB
1.849 GHz	1.850 GHz	20.000 kHz	1.85000 GHz	-24.28 dBm	-11.28 dB
1.850 GHz	1.852 GHz	100.000 kHz	1.85026 GHz	18.03 dBm	-11.97 dB

Date: 4.JAN.2023 15:10:57

Highest Band Edge / 1 RB

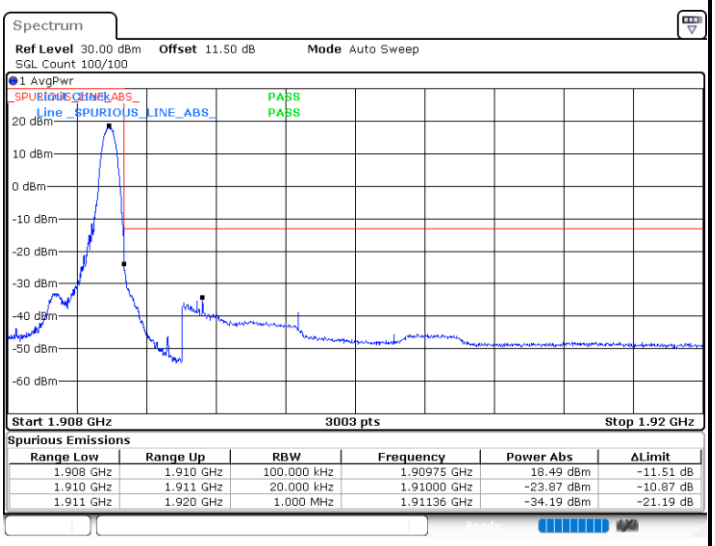

Spurious Emissions

Range Low	Range Up	RBW	Frequency	Power Abs	ΔLimit
1.908 GHz	1.910 GHz	100.000 kHz	1.90975 GHz	18.49 dBm	-11.51 dB
1.910 GHz	1.911 GHz	20.000 kHz	1.91000 GHz	-23.87 dBm	-10.87 dB
1.911 GHz	1.920 GHz	1.000 MHz	1.91136 GHz	-34.19 dBm	-21.19 dB

Date: 4.JAN.2023 15:59:36

Lowest Band Edge / Full RB

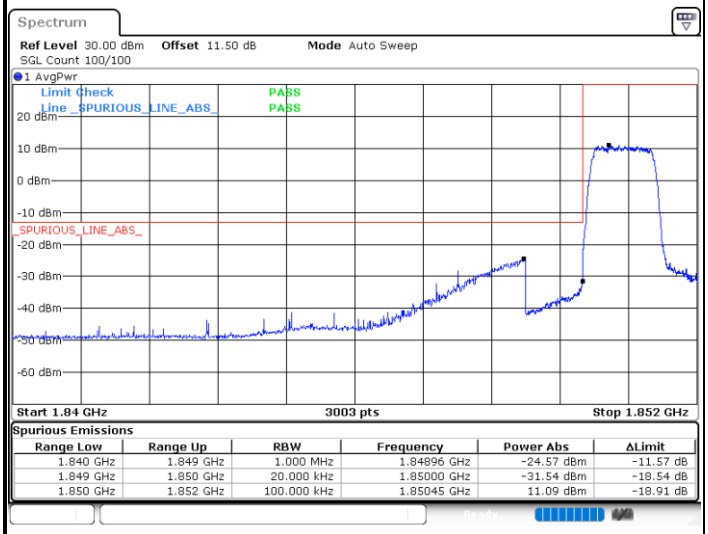

Spurious Emissions

Range Low	Range Up	RBW	Frequency	Power Abs	ΔLimit
1.840 GHz	1.849 GHz	1.000 MHz	1.84896 GHz	-24.57 dBm	-11.57 dB
1.849 GHz	1.850 GHz	20.000 kHz	1.85000 GHz	-31.54 dBm	-18.54 dB
1.850 GHz	1.852 GHz	100.000 kHz	1.85045 GHz	11.09 dBm	-18.91 dB

Date: 4.JAN.2023 15:12:38

Highest Band Edge / Full RB

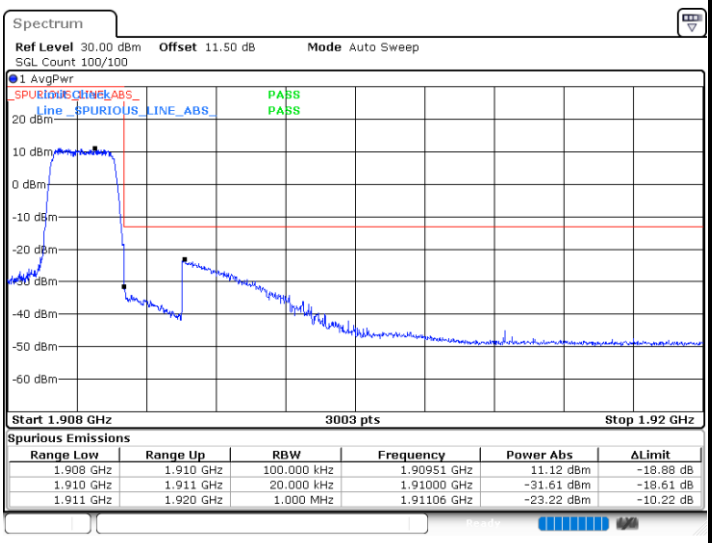

Spurious Emissions

Range Low	Range Up	RBW	Frequency	Power Abs	ΔLimit
1.908 GHz	1.910 GHz	100.000 kHz	1.90951 GHz	11.12 dBm	-18.88 dB
1.910 GHz	1.911 GHz	20.000 kHz	1.91000 GHz	-31.61 dBm	-18.61 dB
1.911 GHz	1.920 GHz	1.000 MHz	1.91106 GHz	-23.22 dBm	-10.22 dB

Date: 4.JAN.2023 15:15:33

LTE Band 2 / 3MHz / QPSK

Lowest Band Edge / Full RB

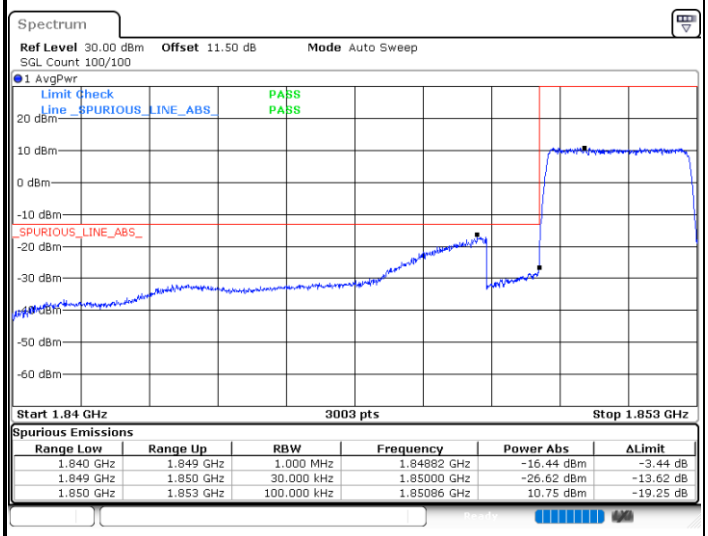

Spurious Emissions

Range Low	Range Up	RBW	Frequency	Power Abs	ΔLimit
1.840 GHz	1.849 GHz	1.000 MHz	1.84882 GHz	-16.44 dBm	-3.44 dB
1.849 GHz	1.850 GHz	30.000 kHz	1.85000 GHz	-26.62 dBm	-13.62 dB
1.850 GHz	1.853 GHz	100.000 kHz	1.85086 GHz	10.75 dBm	-19.25 dB

Date: 4.JAN.2023 14:13:05

Highest Band Edge / Full RB

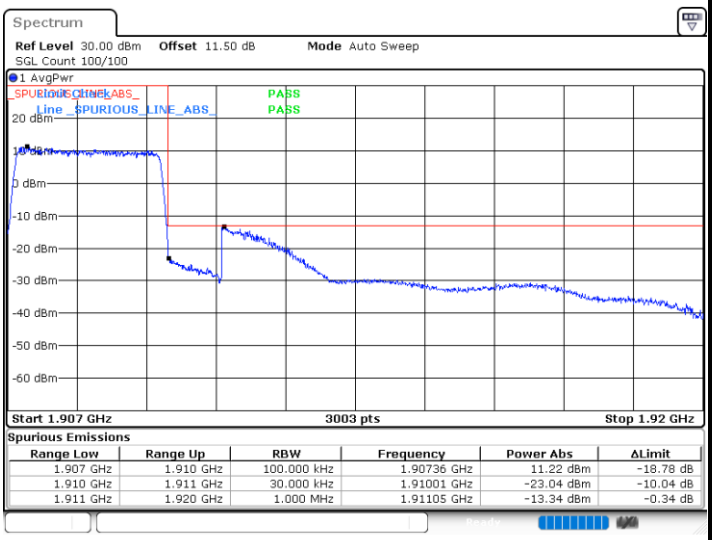

Spurious Emissions

Range Low	Range Up	RBW	Frequency	Power Abs	ΔLimit
1.907 GHz	1.910 GHz	100.000 kHz	1.90736 GHz	11.22 dBm	-18.78 dB
1.910 GHz	1.911 GHz	30.000 kHz	1.91001 GHz	-23.04 dBm	-10.04 dB
1.911 GHz	1.920 GHz	1.000 MHz	1.91105 GHz	-13.34 dBm	-0.34 dB

Date: 6.JAN.2023 15:26:56

LTE Band 2 / 3MHz / 16QAM

Lowest Band Edge / Full RB

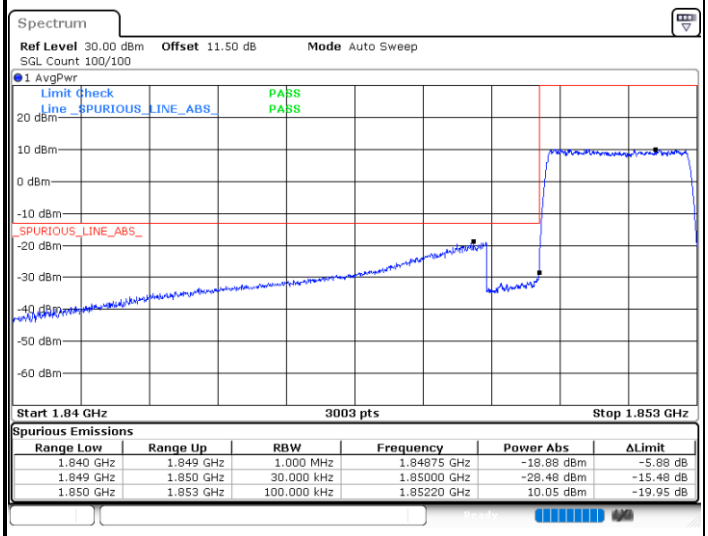

Spurious Emissions

Range Low	Range Up	RBW	Frequency	Power Abs	ΔLimit
1.840 GHz	1.849 GHz	1.000 MHz	1.84875 GHz	-18.88 dBm	-5.88 dB
1.849 GHz	1.850 GHz	30.000 kHz	1.85000 GHz	-28.48 dBm	-15.48 dB
1.850 GHz	1.853 GHz	100.000 kHz	1.85220 GHz	10.05 dBm	-19.95 dB

Date: 4.JAN.2023 14:13:58

Highest Band Edge / Full RB

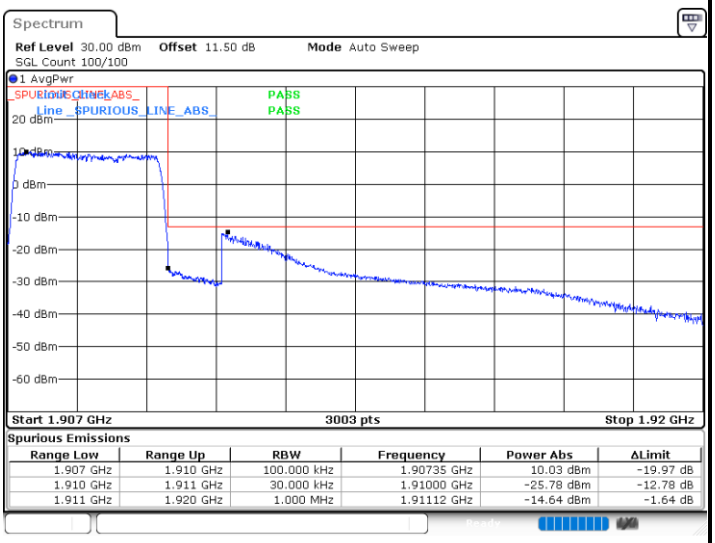

Spurious Emissions

Range Low	Range Up	RBW	Frequency	Power Abs	ΔLimit
1.907 GHz	1.910 GHz	100.000 kHz	1.90735 GHz	10.03 dBm	-19.97 dB
1.910 GHz	1.911 GHz	30.000 kHz	1.91000 GHz	-25.78 dBm	-12.78 dB
1.911 GHz	1.920 GHz	1.000 MHz	1.91112 GHz	-14.64 dBm	-1.64 dB

Date: 6.JAN.2023 15:26:26

LTE Band 2 / 3MHz / 64QAM

Lowest Band Edge / Full RB

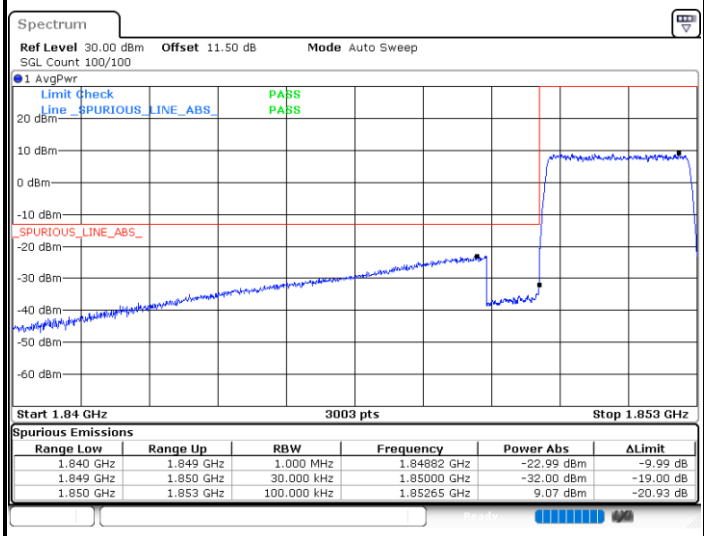

Spurious Emissions

Range Low	Range Up	RBW	Frequency	Power Abs	ΔLimit
1.840 GHz	1.849 GHz	1.000 MHz	1.84882 GHz	-22.99 dBm	-9.99 dB
1.849 GHz	1.850 GHz	30.000 kHz	1.85000 GHz	-32.00 dBm	-19.00 dB
1.850 GHz	1.853 GHz	100.000 kHz	1.85265 GHz	9.07 dBm	-20.93 dB

Date: 4.JAN.2023 14:21:50

Highest Band Edge / Full RB

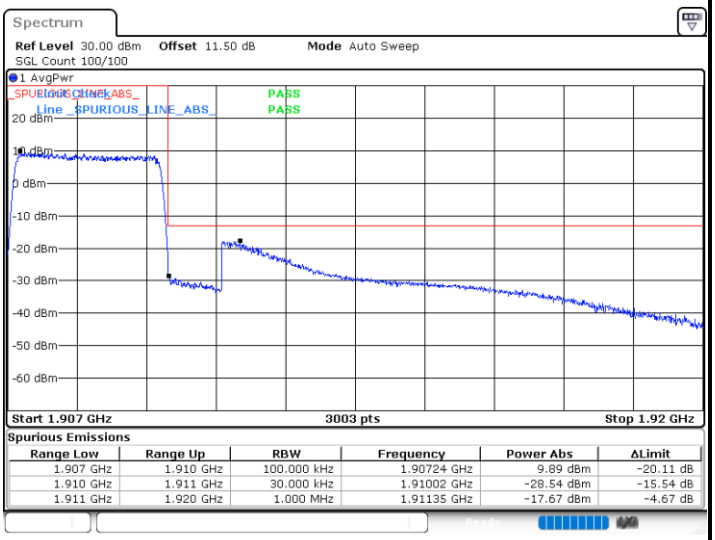

Spurious Emissions

Range Low	Range Up	RBW	Frequency	Power Abs	ΔLimit
1.907 GHz	1.910 GHz	100.000 kHz	1.90724 GHz	9.89 dBm	-20.11 dB
1.910 GHz	1.911 GHz	30.000 kHz	1.91002 GHz	-28.54 dBm	-15.54 dB
1.911 GHz	1.920 GHz	1.000 MHz	1.91135 GHz	-17.67 dBm	-4.67 dB

Date: 4.JAN.2023 14:23:30

LTE Band 2 / 3MHz / 256QAM

Lowest Band Edge / Full RB

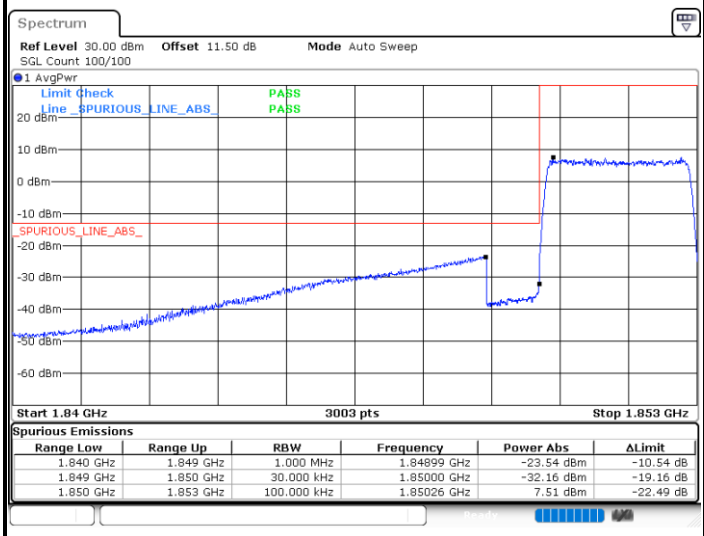

Spurious Emissions

Range Low	Range Up	RBW	Frequency	Power Abs	ΔLimit
1.840 GHz	1.849 GHz	1.000 MHz	1.84899 GHz	-23.54 dBm	-10.54 dB
1.849 GHz	1.850 GHz	30.000 kHz	1.85000 GHz	-32.16 dBm	-19.16 dB
1.850 GHz	1.853 GHz	100.000 kHz	1.85026 GHz	7.51 dBm	-22.49 dB

Date: 4.JAN.2023 15:23:14

Highest Band Edge / Full RB

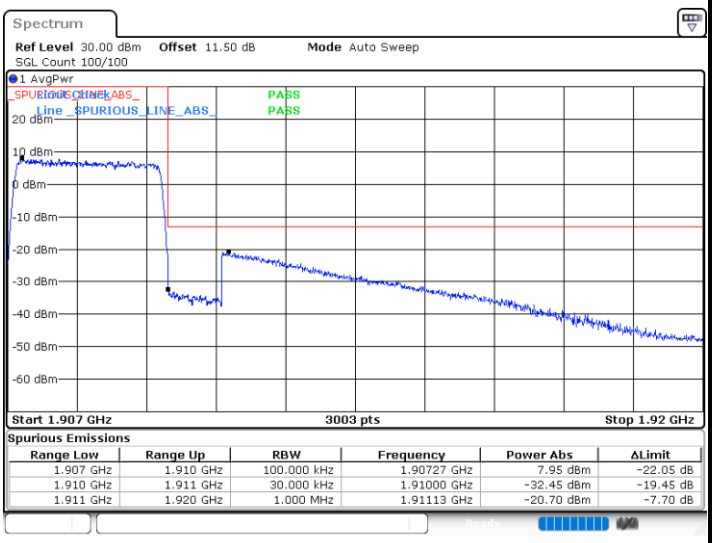

Spurious Emissions

Range Low	Range Up	RBW	Frequency	Power Abs	ΔLimit
1.907 GHz	1.910 GHz	100.000 kHz	1.90727 GHz	7.95 dBm	-22.05 dB
1.910 GHz	1.911 GHz	30.000 kHz	1.91000 GHz	-32.45 dBm	-19.45 dB
1.911 GHz	1.920 GHz	1.000 MHz	1.91113 GHz	-20.70 dBm	-7.70 dB

Date: 4.JAN.2023 15:28:25

LTE Band 2 / 5MHz / QPSK

Lowest Band Edge / Full RB

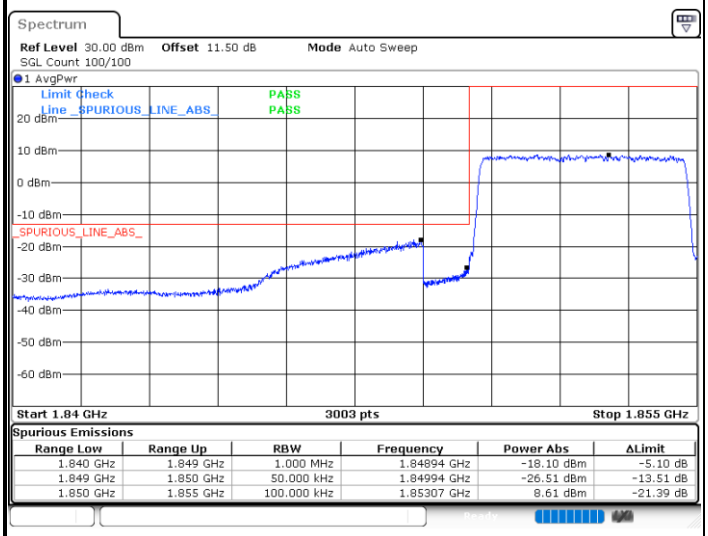

Spurious Emissions

Range Low	Range Up	RBW	Frequency	Power Abs	ΔLimit
1.840 GHz	1.849 GHz	1.000 MHz	1.84894 GHz	-18.10 dBm	-5.10 dB
1.849 GHz	1.850 GHz	50.000 kHz	1.84994 GHz	-26.51 dBm	-13.51 dB
1.850 GHz	1.855 GHz	100.000 kHz	1.85307 GHz	8.61 dBm	-21.39 dB

Date: 4.JAN.2023 14:24:24

Highest Band Edge / Full RB

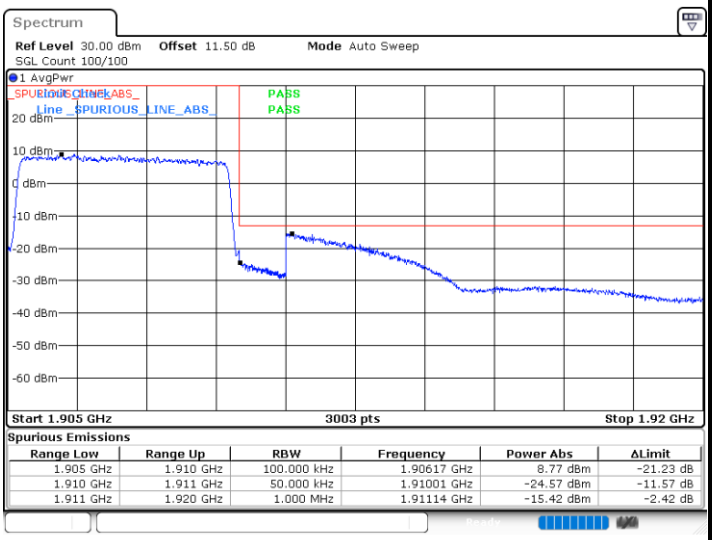

Spurious Emissions

Range Low	Range Up	RBW	Frequency	Power Abs	ΔLimit
1.905 GHz	1.910 GHz	100.000 kHz	1.90617 GHz	8.77 dBm	-21.23 dB
1.910 GHz	1.911 GHz	50.000 kHz	1.91001 GHz	-24.57 dBm	-11.57 dB
1.911 GHz	1.920 GHz	1.000 MHz	1.91114 GHz	-15.42 dBm	-2.42 dB

Date: 6.JAN.2023 15:27:39

LTE Band 2 / 5MHz / 16QAM

Lowest Band Edge / Full RB

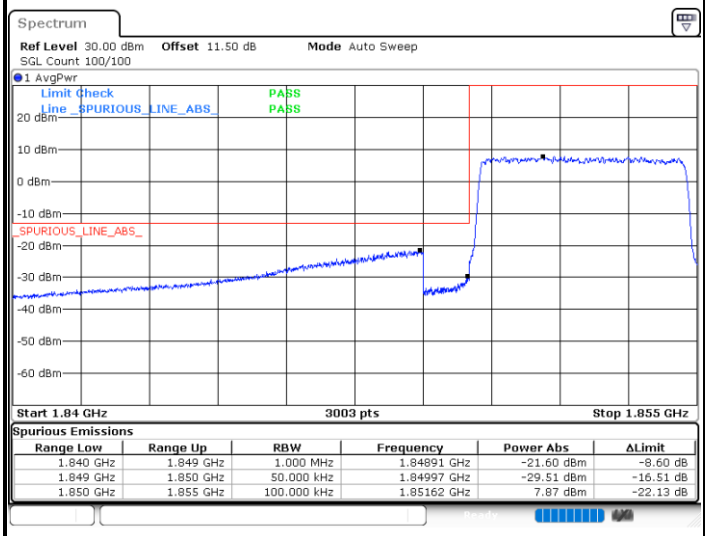

Spurious Emissions

Range Low	Range Up	RBW	Frequency	Power Abs	ΔLimit
1.840 GHz	1.849 GHz	1.000 MHz	1.84891 GHz	-21.60 dBm	-8.60 dB
1.849 GHz	1.850 GHz	50.000 kHz	1.84997 GHz	-29.51 dBm	-16.51 dB
1.850 GHz	1.855 GHz	100.000 kHz	1.85162 GHz	7.87 dBm	-22.13 dB

Date: 4.JAN.2023 14:25:17

Highest Band Edge / Full RB

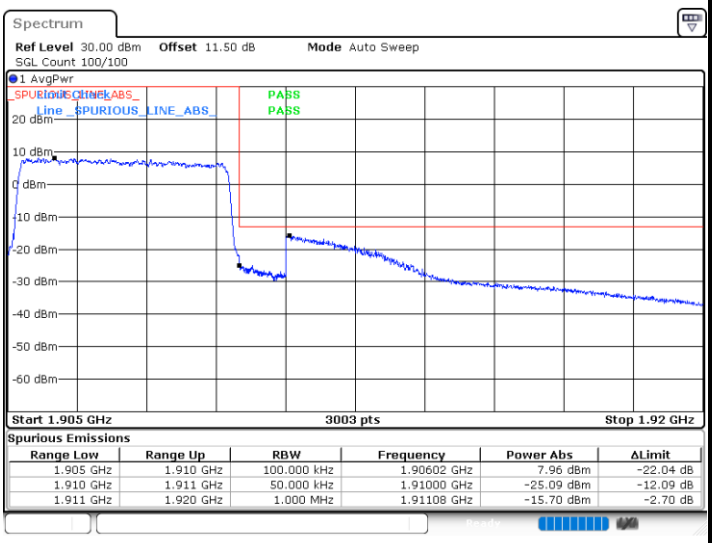

Spurious Emissions

Range Low	Range Up	RBW	Frequency	Power Abs	ΔLimit
1.905 GHz	1.910 GHz	100.000 kHz	1.90602 GHz	7.96 dBm	-22.04 dB
1.910 GHz	1.911 GHz	50.000 kHz	1.91000 GHz	-25.09 dBm	-12.09 dB
1.911 GHz	1.920 GHz	1.000 MHz	1.91108 GHz	-15.70 dBm	-2.70 dB

Date: 4.JAN.2023 14:28:37

LTE Band 2 / 5MHz / 64QAM

Lowest Band Edge / Full RB

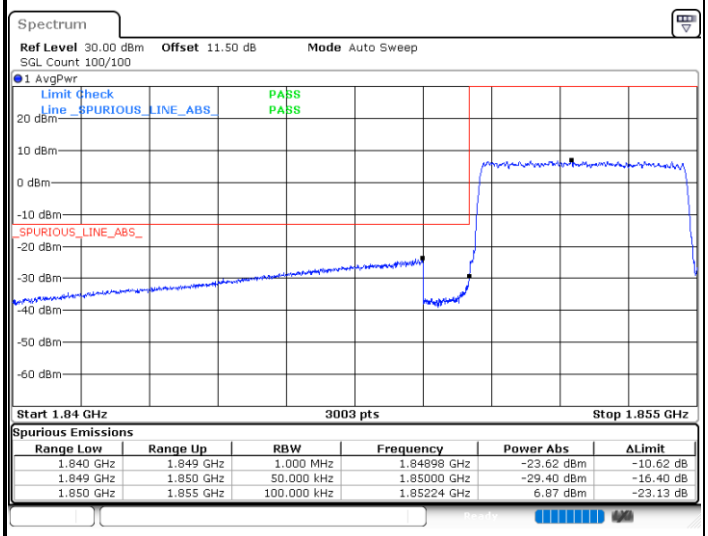

Spurious Emissions

Range Low	Range Up	RBW	Frequency	Power Abs	ΔLimit
1.840 GHz	1.849 GHz	1.000 MHz	1.84898 GHz	-23.62 dBm	-10.62 dB
1.849 GHz	1.850 GHz	50.000 kHz	1.85000 GHz	-29.40 dBm	-16.40 dB
1.850 GHz	1.855 GHz	100.000 kHz	1.85224 GHz	6.87 dBm	-23.13 dB

Date: 4.JAN.2023 14:29:31

Highest Band Edge / Full RB

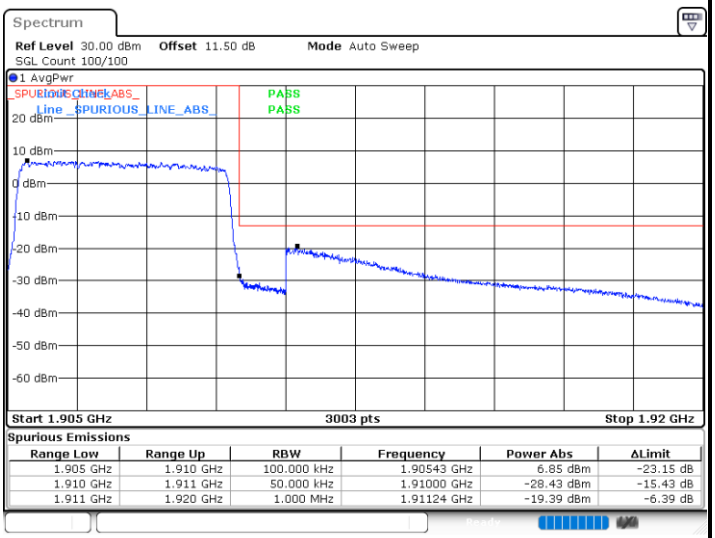

Spurious Emissions

Range Low	Range Up	RBW	Frequency	Power Abs	ΔLimit
1.905 GHz	1.910 GHz	100.000 kHz	1.90543 GHz	6.85 dBm	-23.15 dB
1.910 GHz	1.911 GHz	50.000 kHz	1.91000 GHz	-28.43 dBm	-15.43 dB
1.911 GHz	1.920 GHz	1.000 MHz	1.91124 GHz	-19.39 dBm	-6.39 dB

Date: 4.JAN.2023 14:34:49

LTE Band 2 / 5MHz / 256QAM

Lowest Band Edge / Full RB

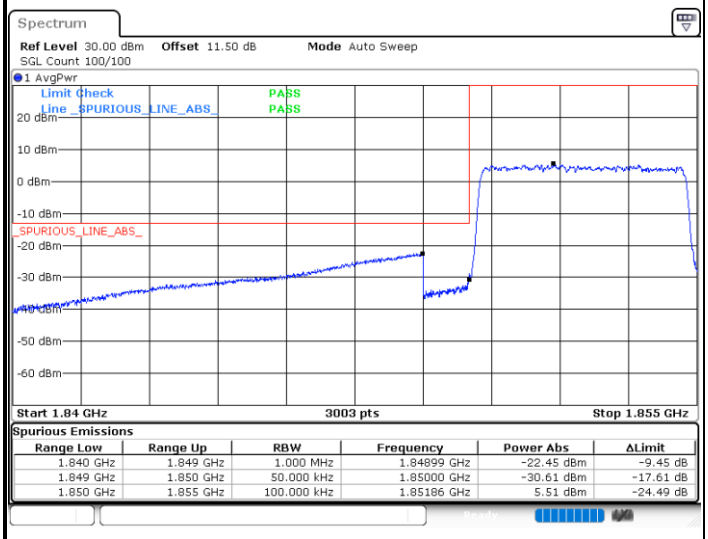

Spurious Emissions

Range Low	Range Up	RBW	Frequency	Power Abs	ΔLimit
1.840 GHz	1.849 GHz	1.000 MHz	1.84899 GHz	-22.45 dBm	-9.45 dB
1.849 GHz	1.850 GHz	50.000 kHz	1.85000 GHz	-30.61 dBm	-17.61 dB
1.850 GHz	1.855 GHz	100.000 kHz	1.85186 GHz	5.51 dBm	-24.49 dB

Date: 4.JAN.2023 15:29:29

Highest Band Edge / Full RB

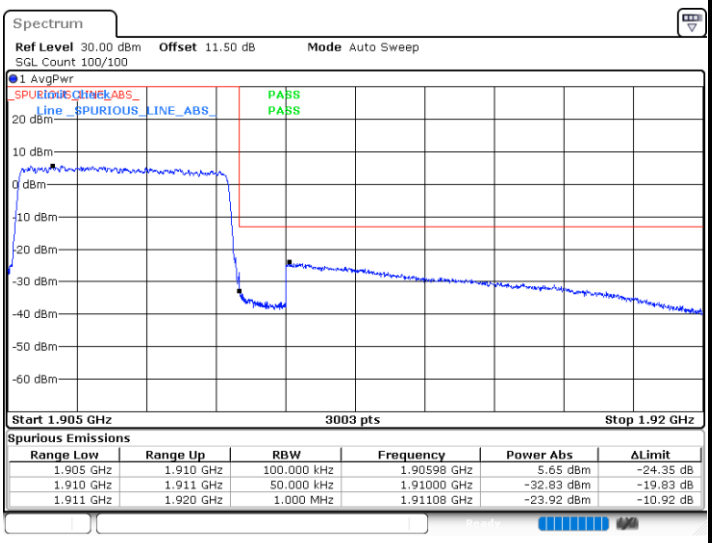

Spurious Emissions

Range Low	Range Up	RBW	Frequency	Power Abs	ΔLimit
1.905 GHz	1.910 GHz	100.000 kHz	1.90598 GHz	5.65 dBm	-24.35 dB
1.910 GHz	1.911 GHz	50.000 kHz	1.91000 GHz	-32.83 dBm	-19.83 dB
1.911 GHz	1.920 GHz	1.000 MHz	1.91108 GHz	-23.92 dBm	-10.92 dB

Date: 4.JAN.2023 15:31:13

LTE Band 2 / 10MHz / QPSK

Lowest Band Edge / Full RB

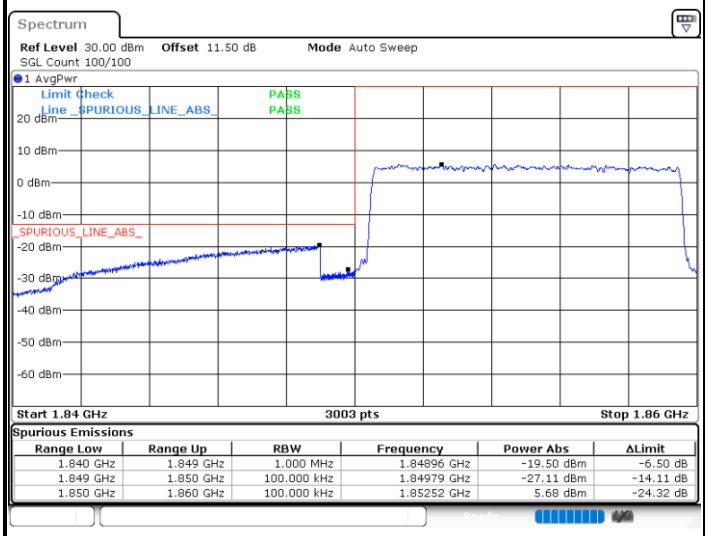

Spurious Emissions

Range Low	Range Up	RBW	Frequency	Power Abs	ΔLimit
1.840 GHz	1.849 GHz	1.000 MHz	1.84896 GHz	-19.50 dBm	-6.50 dB
1.849 GHz	1.850 GHz	100.000 kHz	1.84979 GHz	-27.11 dBm	-14.11 dB
1.850 GHz	1.860 GHz	100.000 kHz	1.85252 GHz	5.68 dBm	-24.32 dB

Date: 4.JAN.2023 14:35:43

Highest Band Edge / Full RB

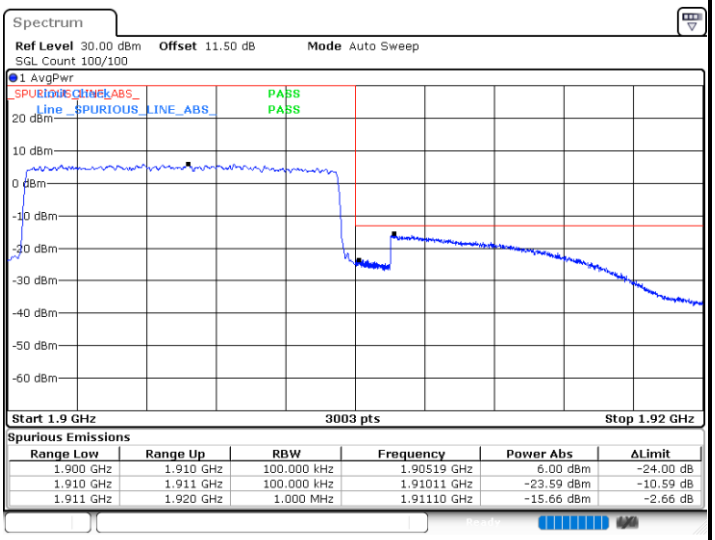

Spurious Emissions

Range Low	Range Up	RBW	Frequency	Power Abs	ΔLimit
1.900 GHz	1.910 GHz	100.000 kHz	1.90519 GHz	6.00 dBm	-24.00 dB
1.910 GHz	1.911 GHz	100.000 kHz	1.91011 GHz	-23.59 dBm	-10.59 dB
1.911 GHz	1.920 GHz	1.000 MHz	1.91110 GHz	-15.66 dBm	-2.66 dB

Date: 4.JAN.2023 14:42:42

LTE Band 2 / 10MHz / 16QAM

Lowest Band Edge / Full RB

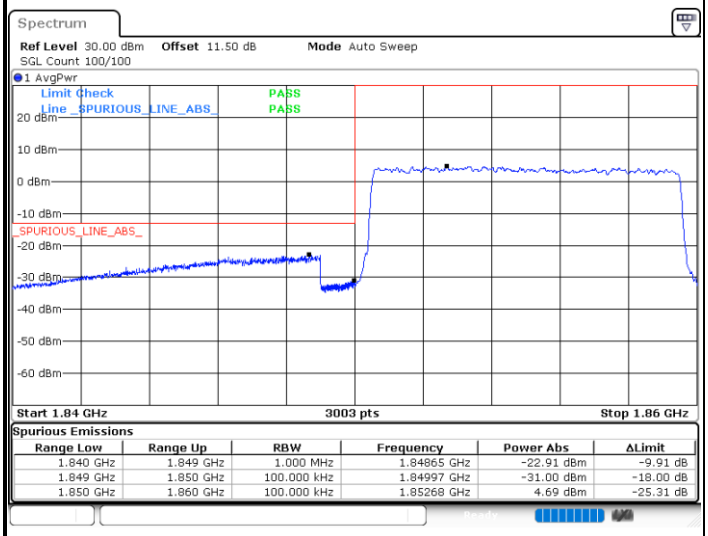

Spurious Emissions

Range Low	Range Up	RBW	Frequency	Power Abs	ΔLimit
1.840 GHz	1.849 GHz	1.000 MHz	1.84865 GHz	-22.91 dBm	-9.91 dB
1.849 GHz	1.850 GHz	100.000 kHz	1.84997 GHz	-31.00 dBm	-18.00 dB
1.850 GHz	1.860 GHz	100.000 kHz	1.85268 GHz	4.69 dBm	-25.31 dB

Date: 4.JAN.2023 14:36:36

Highest Band Edge / Full RB

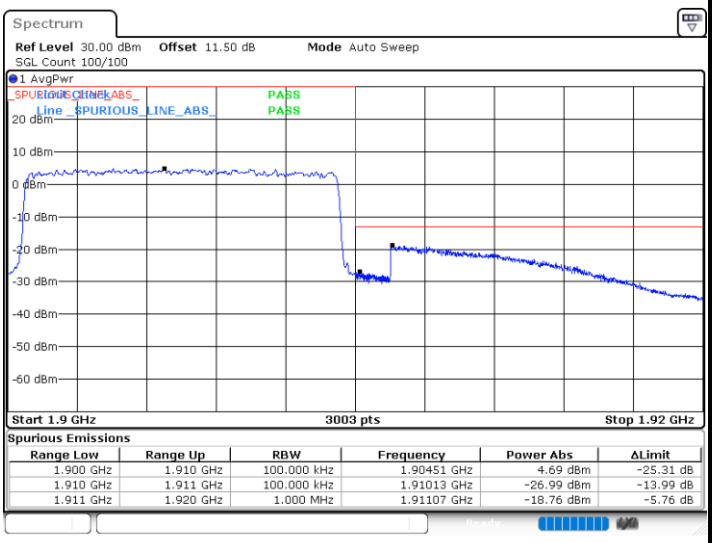

Spurious Emissions

Range Low	Range Up	RBW	Frequency	Power Abs	ΔLimit
1.900 GHz	1.910 GHz	100.000 kHz	1.90451 GHz	4.69 dBm	-25.31 dB
1.910 GHz	1.911 GHz	100.000 kHz	1.91013 GHz	-26.99 dBm	-13.99 dB
1.911 GHz	1.920 GHz	1.000 MHz	1.91107 GHz	-18.76 dBm	-5.76 dB

Date: 4.JAN.2023 14:43:35

LTE Band 2 / 10MHz / 64QAM

Lowest Band Edge / Full RB

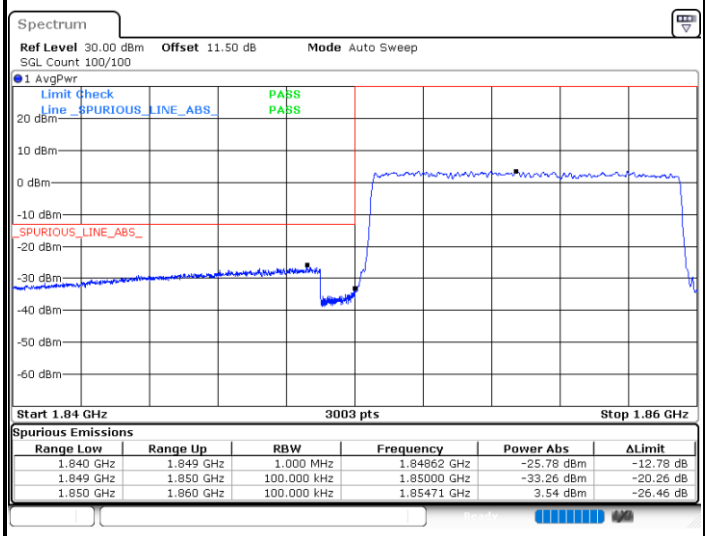

Spurious Emissions

Range Low	Range Up	RBW	Frequency	Power Abs	ΔLimit
1.840 GHz	1.849 GHz	1.000 MHz	1.84862 GHz	-25.78 dBm	-12.78 dB
1.849 GHz	1.850 GHz	100.000 kHz	1.85000 GHz	-33.26 dBm	-20.26 dB
1.850 GHz	1.860 GHz	100.000 kHz	1.85471 GHz	3.54 dBm	-26.46 dB

Date: 4.JAN.2023 14:44:29

Highest Band Edge / Full RB

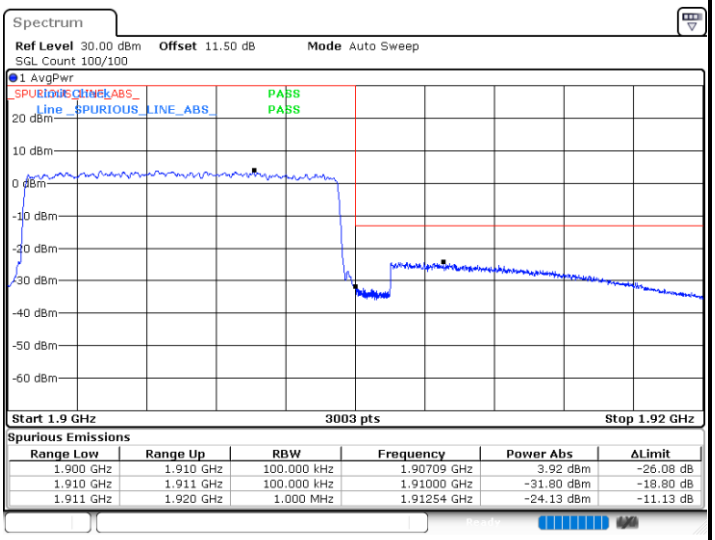

Spurious Emissions

Range Low	Range Up	RBW	Frequency	Power Abs	ΔLimit
1.900 GHz	1.910 GHz	100.000 kHz	1.90709 GHz	3.92 dBm	-26.08 dB
1.910 GHz	1.911 GHz	100.000 kHz	1.91000 GHz	-31.80 dBm	-18.80 dB
1.911 GHz	1.920 GHz	1.000 MHz	1.91254 GHz	-24.13 dBm	-11.13 dB

Date: 4.JAN.2023 14:46:09

LTE Band 2 / 10MHz / 256QAM

Lowest Band Edge / Full RB

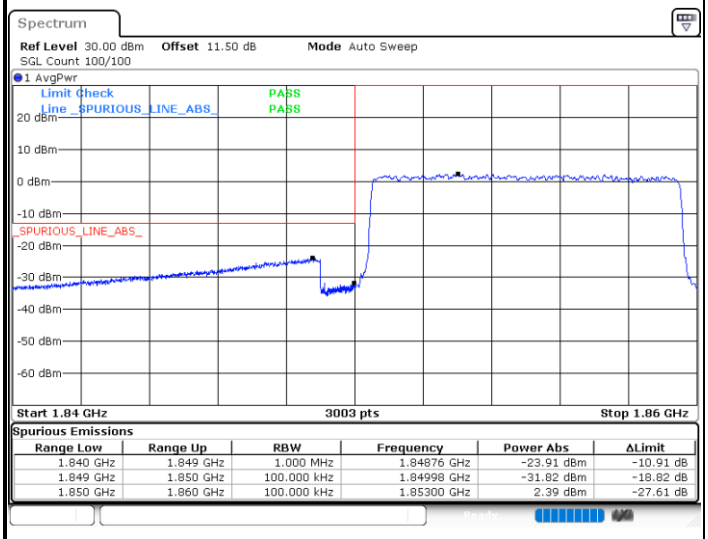

Spurious Emissions

Range Low	Range Up	RBW	Frequency	Power Abs	ΔLimit
1.840 GHz	1.849 GHz	1.000 MHz	1.84876 GHz	-23.91 dBm	-10.91 dB
1.849 GHz	1.850 GHz	100.000 kHz	1.84998 GHz	-31.82 dBm	-18.82 dB
1.850 GHz	1.860 GHz	100.000 kHz	1.85300 GHz	2.39 dBm	-27.61 dB

Date: 4.JAN.2023 15:32:18

Highest Band Edge / Full RB

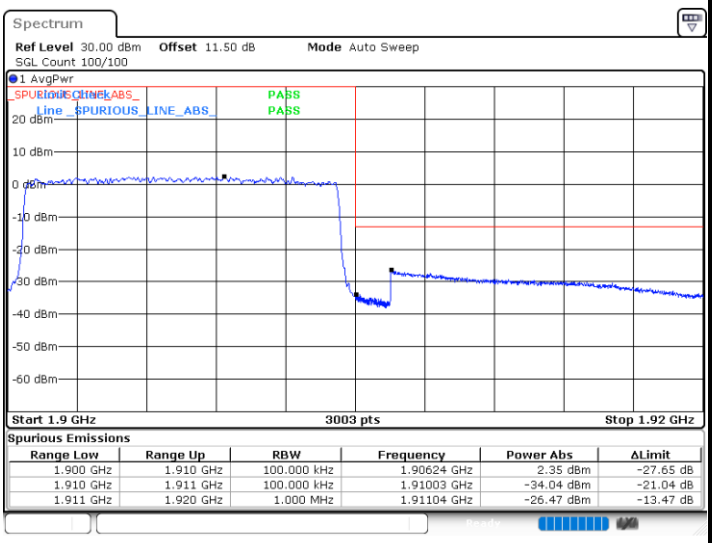

Spurious Emissions

Range Low	Range Up	RBW	Frequency	Power Abs	ΔLimit
1.900 GHz	1.910 GHz	100.000 kHz	1.90624 GHz	2.35 dBm	-27.65 dB
1.910 GHz	1.911 GHz	100.000 kHz	1.91003 GHz	-34.04 dBm	-21.04 dB
1.911 GHz	1.920 GHz	1.000 MHz	1.91104 GHz	-26.47 dBm	-13.47 dB

Date: 4.JAN.2023 15:34:00