LTE Band 71 / 15MHz / 64QAM

Lowest Band Edge / Full RB

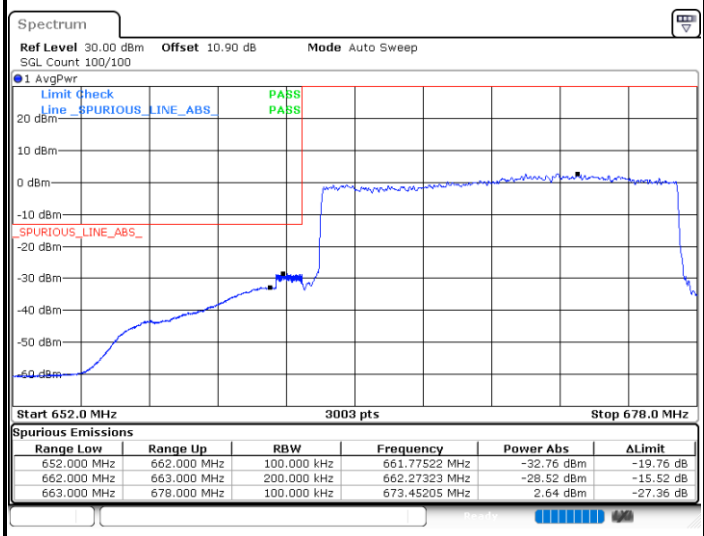

Spurious Emissions

Range Low	Range Up	RBW	Frequency	Power Abs	ΔLimit
652.000 MHz	662.000 MHz	100.000 kHz	661.77522 MHz	-32.76 dBm	-19.76 dB
662.000 MHz	663.000 MHz	200.000 kHz	662.27323 MHz	-28.52 dBm	-15.52 dB
663.000 MHz	678.000 MHz	100.000 kHz	673.45205 MHz	2.64 dBm	-27.36 dB

Date: 15.DEC.2022 10:51:27

Highest Band Edge / Full RB

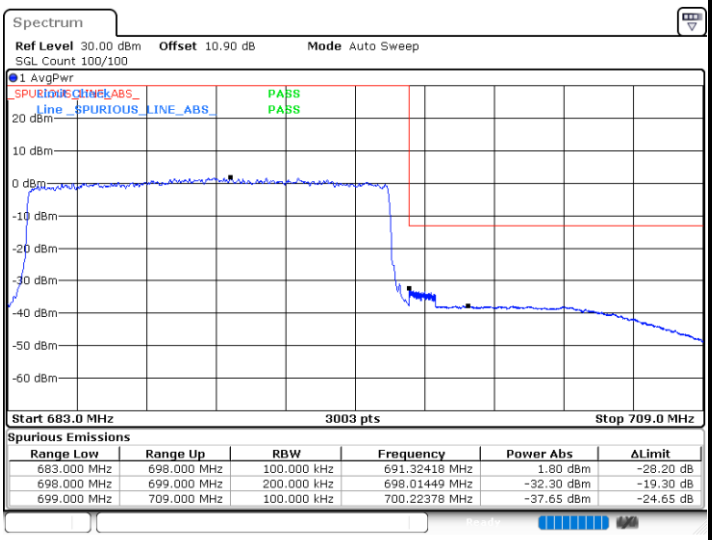

Spurious Emissions

Range Low	Range Up	RBW	Frequency	Power Abs	ΔLimit
683.000 MHz	698.000 MHz	100.000 kHz	691.32418 MHz	1.80 dBm	-28.20 dB
698.000 MHz	699.000 MHz	200.000 kHz	698.01449 MHz	-32.30 dBm	-19.30 dB
699.000 MHz	709.000 MHz	100.000 kHz	700.22378 MHz	-37.65 dBm	-24.65 dB

Date: 15.DEC.2022 10:53:08

LTE Band 71 / 15MHz / 256QAM

Lowest Band Edge / Full RB

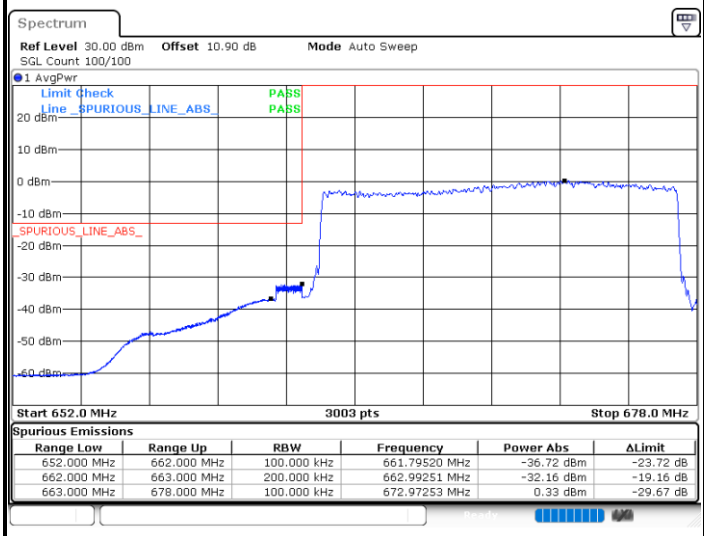

Spurious Emissions

Range Low	Range Up	RBW	Frequency	Power Abs	ΔLimit
652.000 MHz	662.000 MHz	100.000 kHz	661.79520 MHz	-36.72 dBm	-23.72 dB
662.000 MHz	663.000 MHz	200.000 kHz	662.99251 MHz	-32.16 dBm	-19.16 dB
663.000 MHz	678.000 MHz	100.000 kHz	672.97253 MHz	0.33 dBm	-29.67 dB

Date: 15.DEC.2022 11:11:42

Highest Band Edge / Full RB

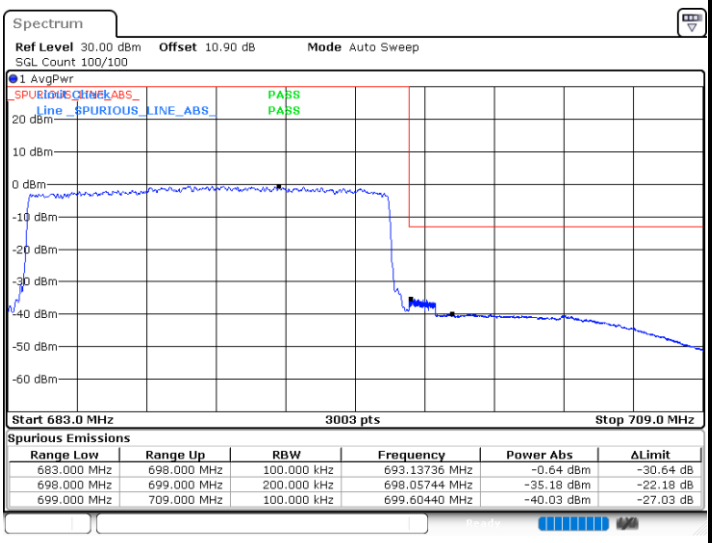

Spurious Emissions

Range Low	Range Up	RBW	Frequency	Power Abs	ΔLimit
683.000 MHz	698.000 MHz	100.000 kHz	693.13736 MHz	-0.64 dBm	-30.64 dB
698.000 MHz	699.000 MHz	200.000 kHz	698.05744 MHz	-35.18 dBm	-22.18 dB
699.000 MHz	709.000 MHz	100.000 kHz	699.60440 MHz	-40.03 dBm	-27.03 dB

Date: 15.DEC.2022 11:13:23

LTE Band 71 / 20MHz / QPSK

Lowest Band Edge / Full RB

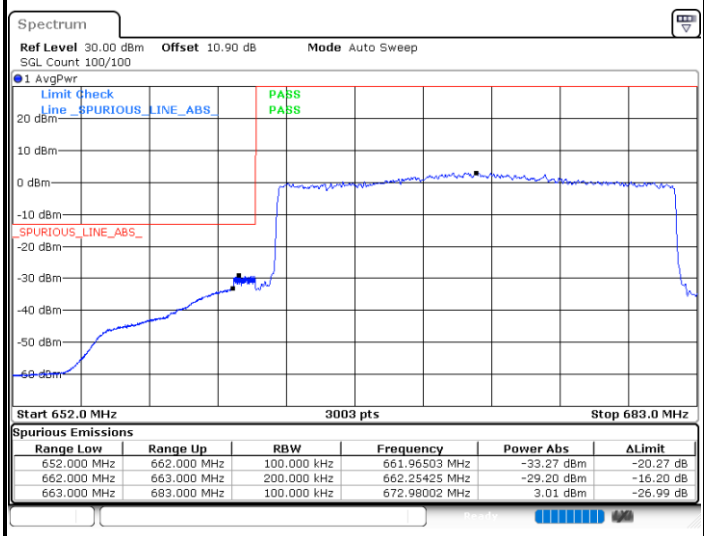

Spurious Emissions

Range Low	Range Up	RBW	Frequency	Power Abs	ΔLimit
652.000 MHz	662.000 MHz	100.000 kHz	661.96503 MHz	-33.27 dBm	-20.27 dB
662.000 MHz	663.000 MHz	200.000 kHz	662.25425 MHz	-29.20 dBm	-16.20 dB
663.000 MHz	683.000 MHz	100.000 kHz	672.98002 MHz	3.01 dBm	-26.99 dB

Date: 15.DEC.2022 10:54:11

Highest Band Edge / Full RB

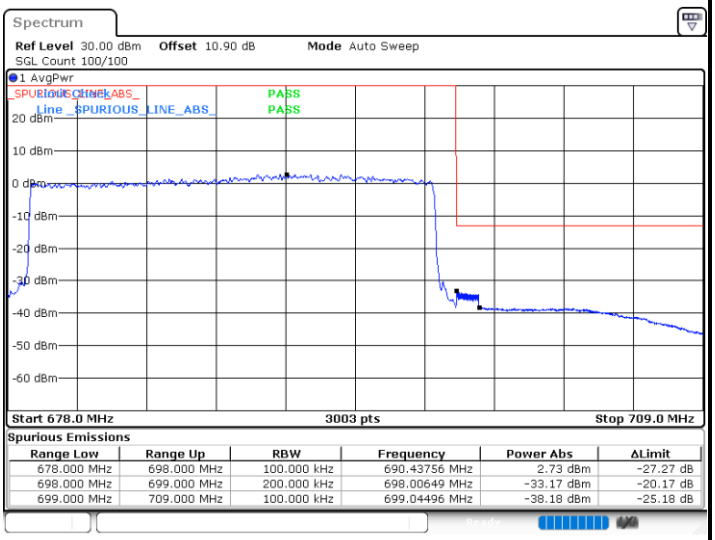

Spurious Emissions

Range Low	Range Up	RBW	Frequency	Power Abs	ΔLimit
678.000 MHz	698.000 MHz	100.000 kHz	690.43756 MHz	2.73 dBm	-27.27 dB
698.000 MHz	699.000 MHz	200.000 kHz	698.00649 MHz	-33.17 dBm	-20.17 dB
699.000 MHz	709.000 MHz	100.000 kHz	699.04496 MHz	-38.18 dBm	-25.18 dB

Date: 15.DEC.2022 10:59:01

LTE Band 71 / 20MHz / 16QAM

Lowest Band Edge / Full RB

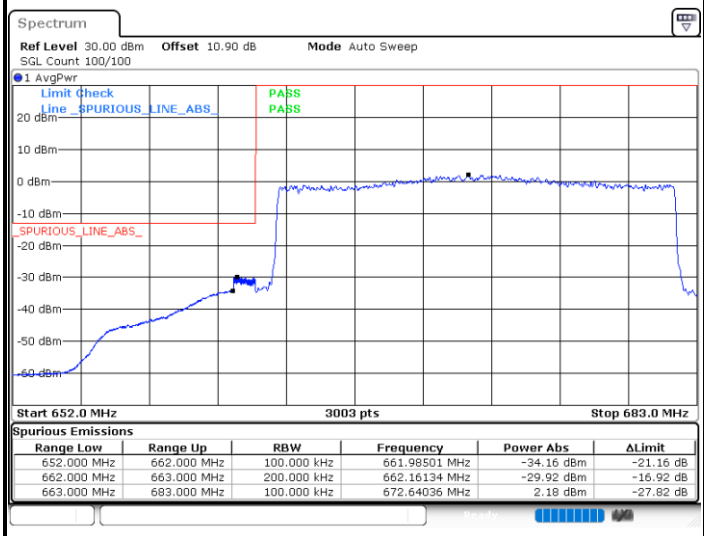

Spurious Emissions

Range Low	Range Up	RBW	Frequency	Power Abs	ΔLimit
652.000 MHz	662.000 MHz	100.000 kHz	661.98501 MHz	-34.16 dBm	-21.16 dB
662.000 MHz	663.000 MHz	200.000 kHz	662.16134 MHz	-29.92 dBm	-16.92 dB
663.000 MHz	683.000 MHz	100.000 kHz	672.64036 MHz	2.18 dBm	-27.82 dB

Date: 15.DEC.2022 10:55:10

Highest Band Edge / Full RB

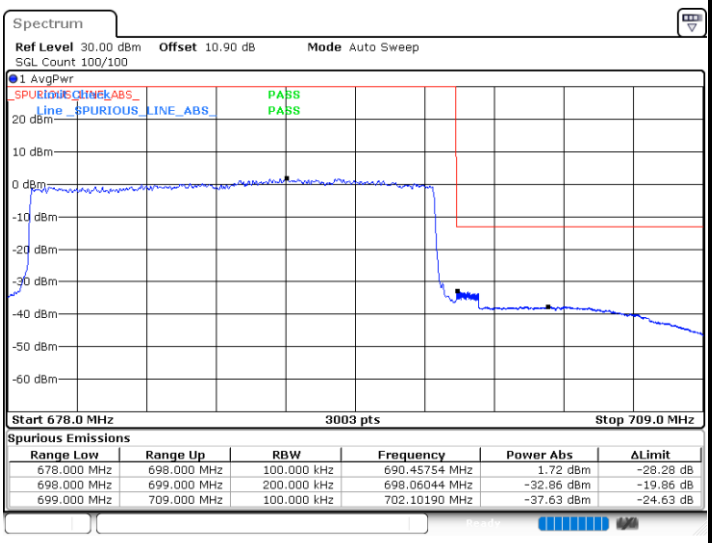

Spurious Emissions

Range Low	Range Up	RBW	Frequency	Power Abs	ΔLimit
678.000 MHz	698.000 MHz	100.000 kHz	690.45754 MHz	1.72 dBm	-28.28 dB
698.000 MHz	699.000 MHz	200.000 kHz	698.06044 MHz	-32.86 dBm	-19.86 dB
699.000 MHz	709.000 MHz	100.000 kHz	702.10190 MHz	-37.63 dBm	-24.63 dB

Date: 15.DEC.2022 10:58:03

LTE Band 71 / 20MHz / 64QAM

Lowest Band Edge / Full RB

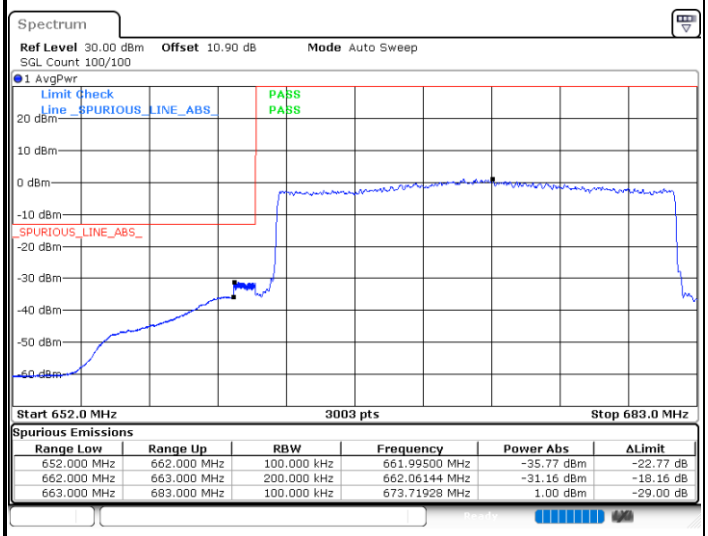

Spurious Emissions

Range Low	Range Up	RBW	Frequency	Power Abs	ΔLimit
652.000 MHz	662.000 MHz	100.000 kHz	661.99500 MHz	-35.77 dBm	-22.77 dB
662.000 MHz	663.000 MHz	200.000 kHz	662.06144 MHz	-31.16 dBm	-18.16 dB
663.000 MHz	683.000 MHz	100.000 kHz	673.71928 MHz	1.00 dBm	-29.00 dB

Date: 15.DEC.2022 11:00:00

Highest Band Edge / Full RB

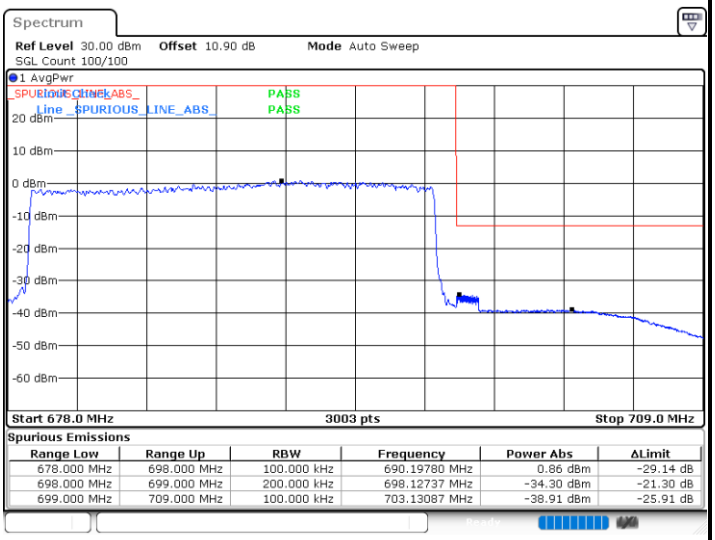

Spurious Emissions

Range Low	Range Up	RBW	Frequency	Power Abs	ΔLimit
678.000 MHz	698.000 MHz	100.000 kHz	690.19780 MHz	0.86 dBm	-29.14 dB
698.000 MHz	699.000 MHz	200.000 kHz	698.12737 MHz	-34.30 dBm	-21.30 dB
699.000 MHz	709.000 MHz	100.000 kHz	703.13087 MHz	-38.91 dBm	-25.91 dB

Date: 15.DEC.2022 11:01:41

LTE Band 71 / 20MHz / 256QAM

Lowest Band Edge / Full RB

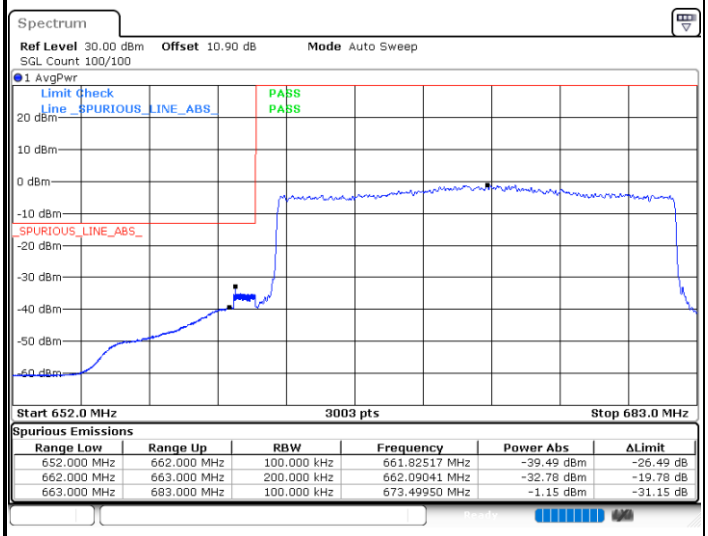

Spurious Emissions

Range Low	Range Up	RBW	Frequency	Power Abs	ΔLimit
652.000 MHz	662.000 MHz	100.000 kHz	661.82517 MHz	-39.49 dBm	-26.49 dB
662.000 MHz	663.000 MHz	200.000 kHz	662.09041 MHz	-32.78 dBm	-19.78 dB
663.000 MHz	683.000 MHz	100.000 kHz	673.49950 MHz	-1.15 dBm	-31.15 dB

Date: 15.DEC.2022 11:14:27

Highest Band Edge / Full RB

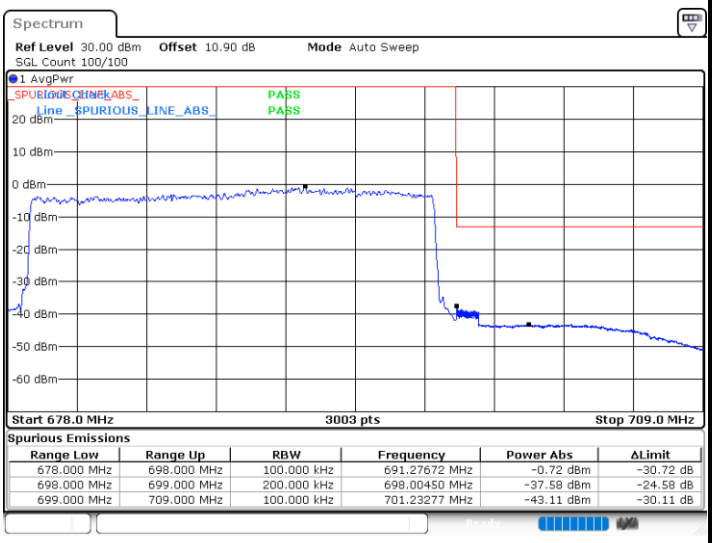

Spurious Emissions

Range Low	Range Up	RBW	Frequency	Power Abs	ΔLimit
678.000 MHz	698.000 MHz	100.000 kHz	691.27672 MHz	-0.72 dBm	-30.72 dB
698.000 MHz	699.000 MHz	200.000 kHz	698.00450 MHz	-37.58 dBm	-24.58 dB
699.000 MHz	709.000 MHz	100.000 kHz	701.23277 MHz	-43.11 dBm	-30.11 dB

Date: 15.DEC.2022 11:16:08

Conducted Spurious Emission

LTE Band 71 / 5MHz

Lowest Channel / QPSK

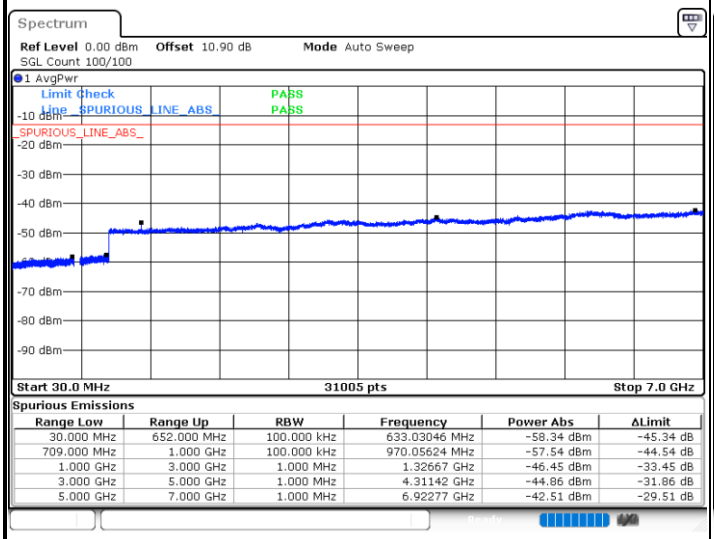

Spurious Emissions

Range Low	Range Up	RBW	Frequency	Power Abs	ΔLimit
30.000 MHz	652.000 MHz	100.000 kHz	633.03046 MHz	-58.34 dBm	-45.34 dB
709.000 MHz	1.000 GHz	100.000 kHz	970.05624 MHz	-57.54 dBm	-44.54 dB
1.000 GHz	3.000 GHz	1.000 MHz	1.32667 GHz	-46.45 dBm	-33.45 dB
3.000 GHz	5.000 GHz	1.000 MHz	4.31142 GHz	-44.86 dBm	-31.86 dB
5.000 GHz	7.000 GHz	1.000 MHz	6.92277 GHz	-42.51 dBm	-29.51 dB

Date: 15.DEC.2022 10:22:57

Middle Channel / QPSK

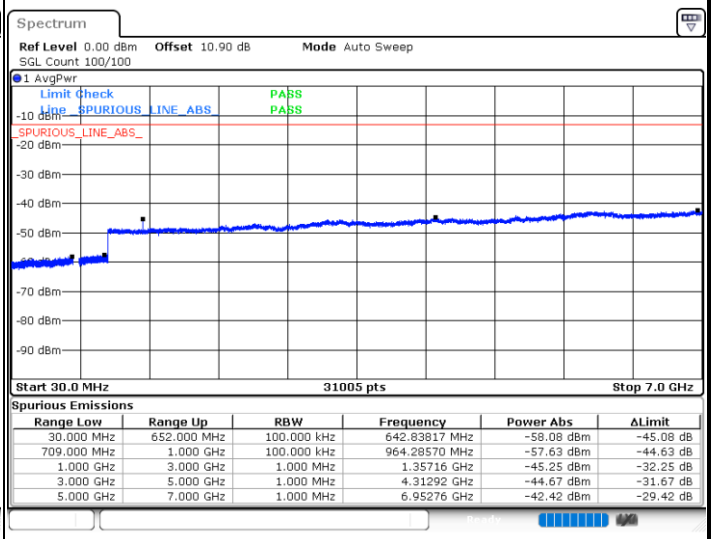

Spurious Emissions

Range Low	Range Up	RBW	Frequency	Power Abs	ΔLimit
30.000 MHz	652.000 MHz	100.000 kHz	642.83817 MHz	-58.08 dBm	-45.08 dB
709.000 MHz	1.000 GHz	100.000 kHz	964.28570 MHz	-57.63 dBm	-44.63 dB
1.000 GHz	3.000 GHz	1.000 MHz	1.35716 GHz	-45.25 dBm	-32.25 dB
3.000 GHz	5.000 GHz	1.000 MHz	4.31292 GHz	-44.67 dBm	-31.67 dB
5.000 GHz	7.000 GHz	1.000 MHz	6.95276 GHz	-42.42 dBm	-29.42 dB

Date: 15.DEC.2022 10:26:10

Highest Channel / QPSK

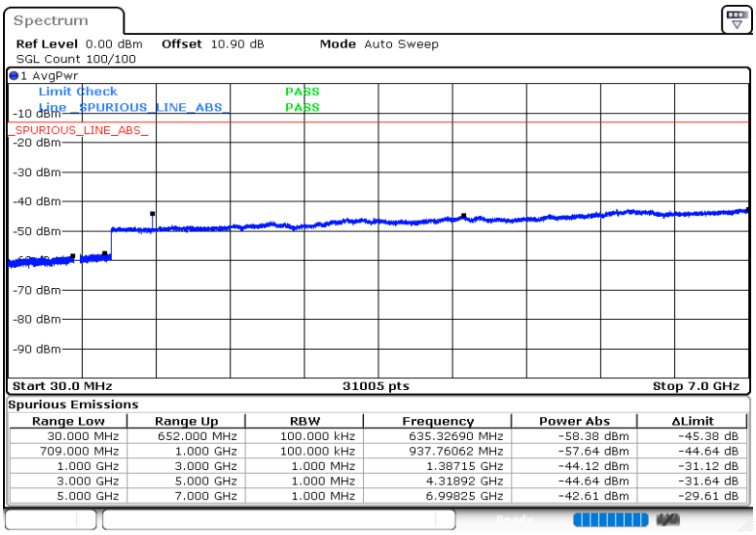

Spurious Emissions

Range Low	Range Up	RBW	Frequency	Power Abs	ΔLimit
30.000 MHz	652.000 MHz	100.000 kHz	635.32690 MHz	-58.38 dBm	-45.38 dB
709.000 MHz	1.000 GHz	100.000 kHz	937.76062 MHz	-57.64 dBm	-44.64 dB
1.000 GHz	3.000 GHz	1.000 MHz	1.38715 GHz	-44.12 dBm	-31.12 dB
3.000 GHz	5.000 GHz	1.000 MHz	4.31892 GHz	-44.64 dBm	-31.64 dB
5.000 GHz	7.000 GHz	1.000 MHz	6.99825 GHz	-42.61 dBm	-29.61 dB

Date: 15.DEC.2022 10:31:22

LTE Band 71 / 10MHz

Lowest Channel / QPSK

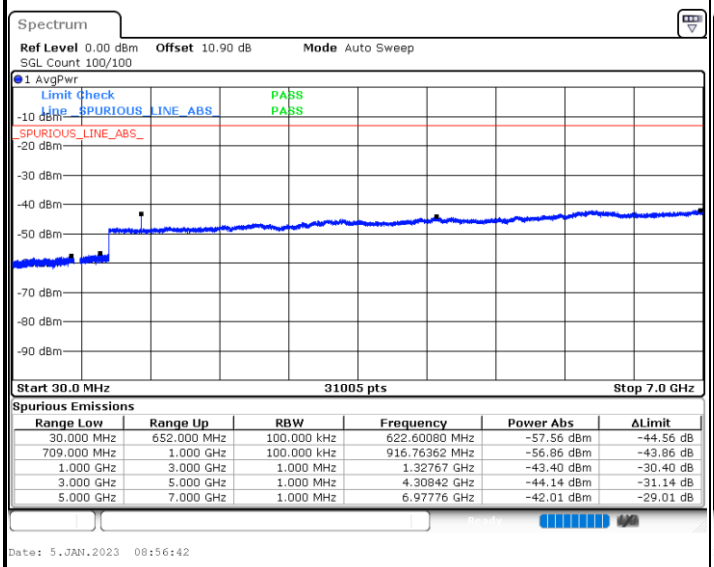

Spurious Emissions

Range Low	Range Up	RBW	Frequency	Power Abs	ΔLimit
30.000 MHz	652.000 MHz	100.000 kHz	622.60080 MHz	-57.56 dBm	-44.56 dB
709.000 MHz	1.000 GHz	100.000 kHz	916.76362 MHz	-56.86 dBm	-43.86 dB
1.000 GHz	3.000 GHz	1.000 MHz	1.32767 GHz	-43.40 dBm	-30.40 dB
3.000 GHz	5.000 GHz	1.000 MHz	4.30842 GHz	-44.14 dBm	-31.14 dB
5.000 GHz	7.000 GHz	1.000 MHz	6.97776 GHz	-42.01 dBm	-29.01 dB

Date: 5.JAN.2023 08:56:42

Middle Channel / QPSK

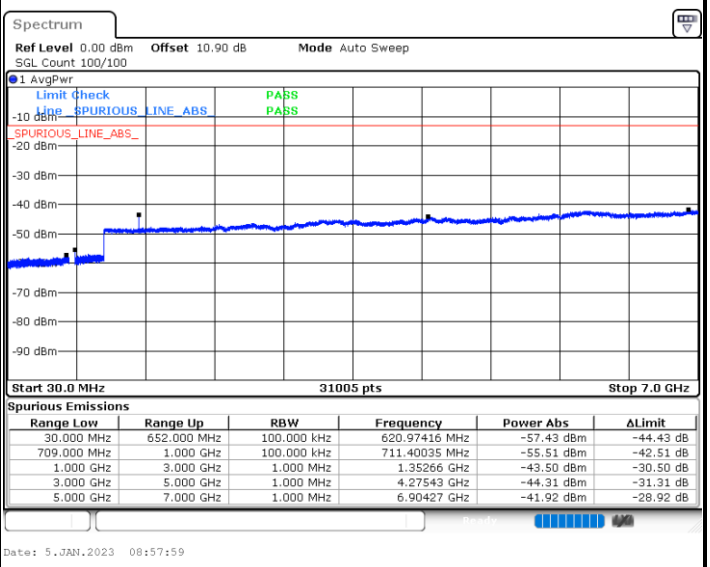

Spurious Emissions

Range Low	Range Up	RBW	Frequency	Power Abs	ΔLimit
30.000 MHz	652.000 MHz	100.000 kHz	620.97416 MHz	-57.43 dBm	-44.43 dB
709.000 MHz	1.000 GHz	100.000 kHz	711.40035 MHz	-55.51 dBm	-42.51 dB
1.000 GHz	3.000 GHz	1.000 MHz	1.35266 GHz	-43.50 dBm	-30.50 dB
3.000 GHz	5.000 GHz	1.000 MHz	4.27543 GHz	-44.31 dBm	-31.31 dB
5.000 GHz	7.000 GHz	1.000 MHz	6.90427 GHz	-41.92 dBm	-28.92 dB

Date: 5.JAN.2023 08:57:59

Highest Channel / QPSK

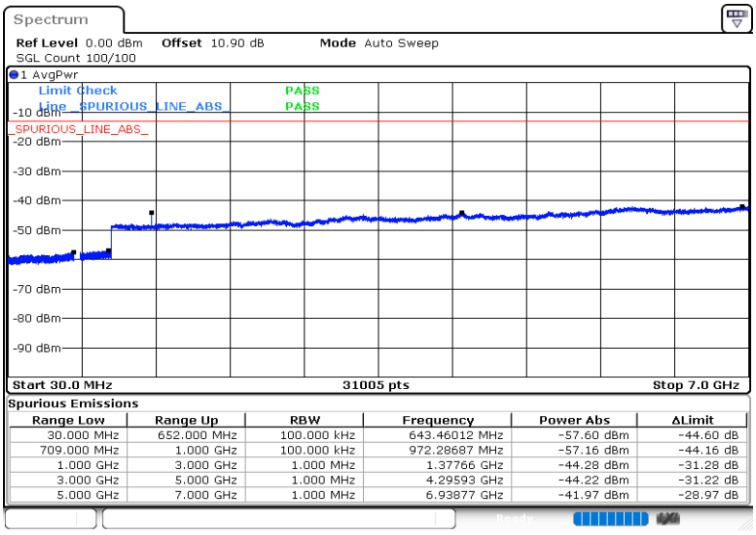

Spurious Emissions

Range Low	Range Up	RBW	Frequency	Power Abs	ΔLimit
30.000 MHz	652.000 MHz	100.000 kHz	643.46012 MHz	-57.60 dBm	-44.60 dB
709.000 MHz	1.000 GHz	100.000 kHz	972.28687 MHz	-57.16 dBm	-44.16 dB
1.000 GHz	3.000 GHz	1.000 MHz	1.37766 GHz	-44.28 dBm	-31.28 dB
3.000 GHz	5.000 GHz	1.000 MHz	4.29593 GHz	-44.22 dBm	-31.22 dB
5.000 GHz	7.000 GHz	1.000 MHz	6.93877 GHz	-41.97 dBm	-28.97 dB

Date: 5.JAN.2023 08:59:17

LTE Band 71 / 15MHz

Lowest Channel / QPSK

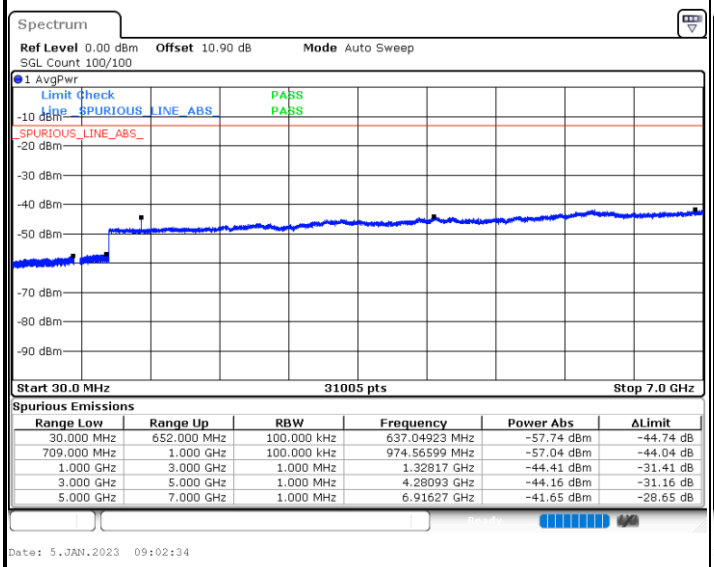

Spurious Emissions

Range Low	Range Up	RBW	Frequency	Power Abs	ΔLimit
30.000 MHz	652.000 MHz	100.000 kHz	637.04923 MHz	-57.74 dBm	-44.74 dB
709.000 MHz	1.000 GHz	100.000 kHz	974.56599 MHz	-57.04 dBm	-44.04 dB
1.000 GHz	3.000 GHz	1.000 MHz	1.32817 GHz	-44.41 dBm	-31.41 dB
3.000 GHz	5.000 GHz	1.000 MHz	4.28093 GHz	-44.16 dBm	-31.16 dB
5.000 GHz	7.000 GHz	1.000 MHz	6.91627 GHz	-41.65 dBm	-28.65 dB

Date: 5.JAN.2023 09:02:34

Middle Channel / QPSK

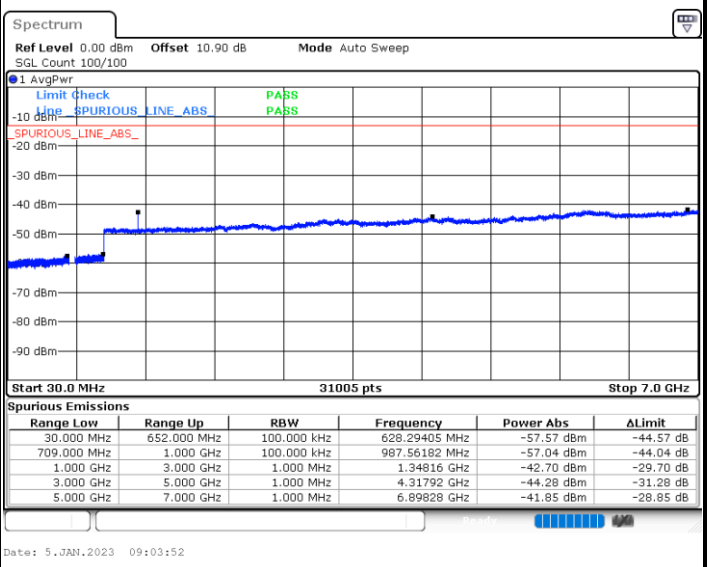

Spurious Emissions

Range Low	Range Up	RBW	Frequency	Power Abs	ΔLimit
30.000 MHz	652.000 MHz	100.000 kHz	628.29405 MHz	-57.57 dBm	-44.57 dB
709.000 MHz	1.000 GHz	100.000 kHz	987.56182 MHz	-57.04 dBm	-44.04 dB
1.000 GHz	3.000 GHz	1.000 MHz	1.34816 GHz	-42.70 dBm	-29.70 dB
3.000 GHz	5.000 GHz	1.000 MHz	4.31792 GHz	-44.28 dBm	-31.28 dB
5.000 GHz	7.000 GHz	1.000 MHz	6.89828 GHz	-41.85 dBm	-28.85 dB

Date: 5.JAN.2023 09:03:52

Highest Channel / QPSK

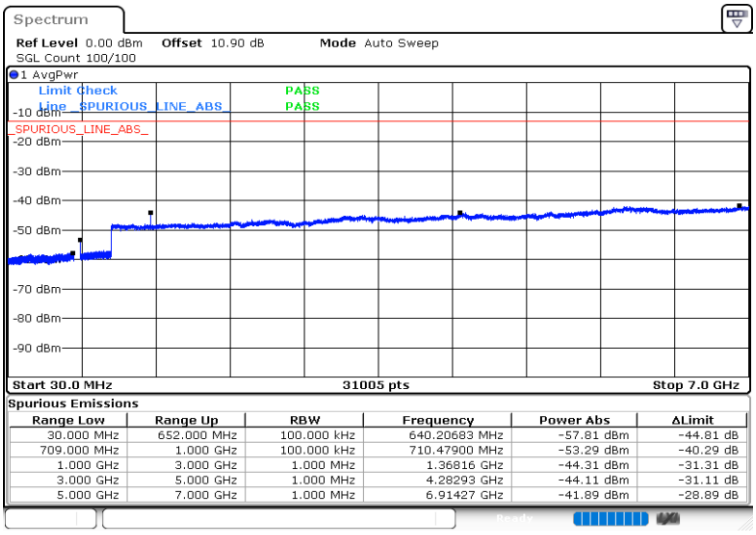

Spurious Emissions

Range Low	Range Up	RBW	Frequency	Power Abs	ΔLimit
30.000 MHz	652.000 MHz	100.000 kHz	640.20683 MHz	-57.81 dBm	-44.81 dB
709.000 MHz	1.000 GHz	100.000 kHz	710.47900 MHz	-53.29 dBm	-40.29 dB
1.000 GHz	3.000 GHz	1.000 MHz	1.36816 GHz	-44.31 dBm	-31.31 dB
3.000 GHz	5.000 GHz	1.000 MHz	4.28293 GHz	-44.11 dBm	-31.11 dB
5.000 GHz	7.000 GHz	1.000 MHz	6.91427 GHz	-41.89 dBm	-28.89 dB

Date: 5.JAN.2023 09:05:10

LTE Band 71 / 20MHz

Lowest Channel / QPSK

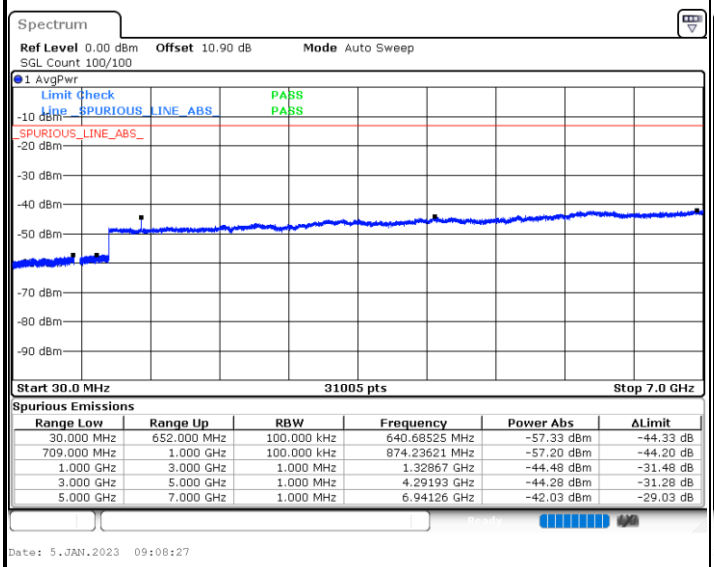

Spurious Emissions

Range Low	Range Up	RBW	Frequency	Power Abs	ΔLimit
30.000 MHz	652.000 MHz	100.000 kHz	640.68525 MHz	-57.33 dBm	-44.33 dB
709.000 MHz	1.000 GHz	100.000 kHz	874.23621 MHz	-57.20 dBm	-44.20 dB
1.000 GHz	3.000 GHz	1.000 MHz	1.32867 GHz	-44.48 dBm	-31.48 dB
3.000 GHz	5.000 GHz	1.000 MHz	4.29193 GHz	-44.28 dBm	-31.28 dB
5.000 GHz	7.000 GHz	1.000 MHz	6.94126 GHz	-42.03 dBm	-29.03 dB

Date: 5.JAN.2023 09:08:27

Middle Channel / QPSK

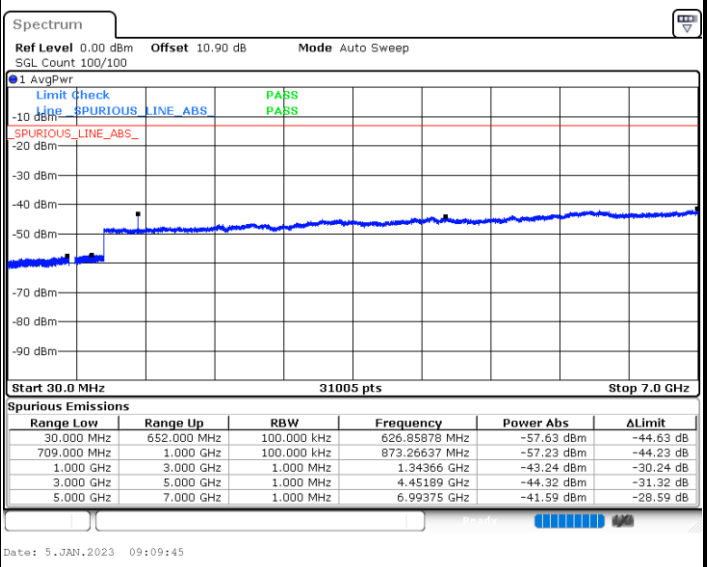

Spurious Emissions

Range Low	Range Up	RBW	Frequency	Power Abs	ΔLimit
30.000 MHz	652.000 MHz	100.000 kHz	626.85878 MHz	-57.63 dBm	-44.63 dB
709.000 MHz	1.000 GHz	100.000 kHz	873.26637 MHz	-57.23 dBm	-44.23 dB
1.000 GHz	3.000 GHz	1.000 MHz	1.34366 GHz	-43.24 dBm	-30.24 dB
3.000 GHz	5.000 GHz	1.000 MHz	4.45189 GHz	-44.32 dBm	-31.32 dB
5.000 GHz	7.000 GHz	1.000 MHz	6.99375 GHz	-41.59 dBm	-28.59 dB

Date: 5.JAN.2023 09:09:45

Highest Channel / QPSK

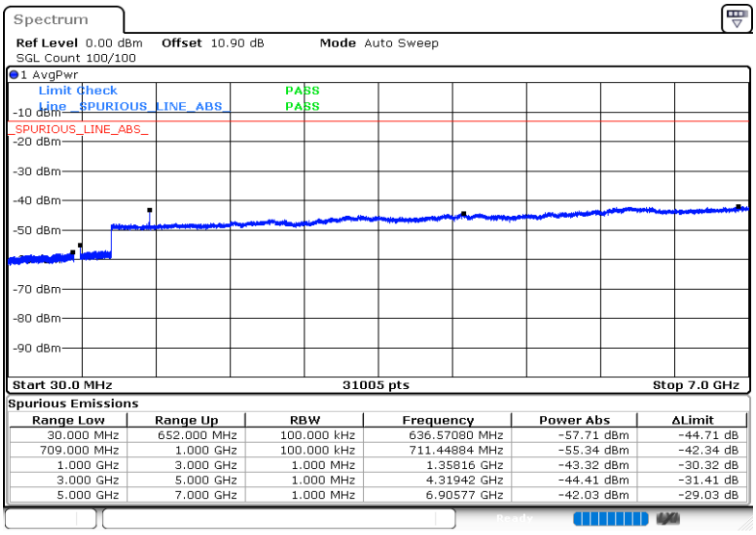

Spurious Emissions

Range Low	Range Up	RBW	Frequency	Power Abs	ΔLimit
30.000 MHz	652.000 MHz	100.000 kHz	636.57080 MHz	-57.71 dBm	-44.71 dB
709.000 MHz	1.000 GHz	100.000 kHz	711.44884 MHz	-55.34 dBm	-42.34 dB
1.000 GHz	3.000 GHz	1.000 MHz	1.35816 GHz	-43.32 dBm	-30.32 dB
3.000 GHz	5.000 GHz	1.000 MHz	4.31942 GHz	-44.41 dBm	-31.41 dB
5.000 GHz	7.000 GHz	1.000 MHz	6.90577 GHz	-42.03 dBm	-29.03 dB

Date: 5.JAN.2023 09:11:03

Frequency Stability

Test Conditions		LTE Band 71 (QPSK) / Middle Channel	Limit
Temperature (°C)	Voltage (Volt)	BW 10MHz	Note 2.
		Deviation (ppm)	Result
50	Normal Voltage	0.0154	PASS
40	Normal Voltage	0.0038	
30	Normal Voltage	0.0029	
20(Ref.)	Normal Voltage	0.0000	
10	Normal Voltage	0.0104	
0	Normal Voltage	0.0037	
-10	Normal Voltage	0.0176	
-20	Normal Voltage	0.0056	
-30	Normal Voltage	0.0066	
20	Maximum Voltage	0.0131	
20	Normal Voltage	0.0000	
20	Battery End Point	0.0010	

Note:

1. Normal Voltage = 4.2 V.；Battery End Point (BEP) = 3.4 V.；Maximum Voltage = 4.3 V.
2. The frequency fundamental emissions stay within the authorized frequency block.

Appendix B. Test Results of Radiated Test

LTE Band 2

<OAI2 Antenna>

LTE Band 2 / 20MHz / QPSK									
Channel	Frequency (MHz)	EIRP (dBm)	Limit (dBm)	Over Limit (dB)	SPA Reading (dBm)	S.G. Power (dBm)	TX Cable loss (dB)	TX Antenna Gain (dBi)	Polarization (H/V)
Lowest	3702	-39.11	-13	-26.11	-61.65	-45.48	5.93	12.30	H
	5553	-31.03	-13	-18.03	-59.05	-36.59	7.74	13.31	H
	11106	-32.56	-13	-19.56	-73.49	-33	10.68	11.12	H
									H
									H
									H
	3702	-43.14	-13	-30.14	-65.59	-49.51	5.93	12.30	V
	5553	-36.14	-13	-23.14	-64.2	-41.7	7.74	13.31	V
	11106	-35.84	-13	-22.84	-75.59	-36.28	10.68	11.12	V
									V
									V
									V
Middle	3742	-39.81	-13	-26.81	-62.57	-46.15	5.96	12.30	H
	5613	-28.53	-13	-15.53	-56.54	-34.16	7.79	13.43	H
	11226	-32.60	-13	-19.60	-73.76	-33.34	10.76	11.50	H
									H
									H
									H
	3742	-44.28	-13	-31.28	-66.99	-50.62	5.96	12.30	V
	5613	-33.60	-13	-20.60	-61.61	-39.23	7.79	13.43	V
	11226	-36.04	-13	-23.04	-76.1	-36.78	10.76	11.50	V
									V
									V
									V

Highest	3782	-39.23	-13	-26.23	-62.2	-45.53	6.00	12.30	H
	5673	-27.82	-13	-14.82	-56.04	-33.48	7.84	13.50	H
	7564	-38.16	-13	-25.16	-72.91	-40.83	8.79	11.46	H
									H
									H
									H
									H
	3782	-42.55	-13	-29.55	-65.51	-48.85	6.00	12.30	V
	5673	-32.30	-13	-19.30	-60.49	-37.96	7.84	13.50	V
	7564	-38.68	-13	-25.68	-73.73	-41.35	8.79	11.46	V
									V
									V
									V
									V

Remark: Spurious emissions within 30-1000MHz were found more than 20dB below limit line.

<EA2 Antenna>

LTE Band 2 / 20MHz / QPSK									
Channel	Frequency (MHz)	EIRP (dBm)	Limit (dBm)	Over Limit (dB)	SPA Reading (dBm)	S.G. Power (dBm)	TX Cable loss (dB)	TX Antenna Gain (dBi)	Polarization (H/V)
Lowest	3702	-46.86	-13	-33.86	-69.4	-53.23	5.93	12.30	H
	5553	-35.26	-13	-22.26	-63.28	-40.82	7.74	13.31	H
	7404	-42.18	-13	-29.18	-76.08	-44.66	8.72	11.20	H
									H
									H
									H
									H
	3702	-43.22	-13	-30.22	-65.67	-49.59	5.93	12.30	V
	5553	-31.52	-13	-18.52	-59.58	-37.08	7.74	13.31	V
	7404	-41.09	-13	-28.09	-75.25	-43.57	8.72	11.20	V
									V
									V
									V
									V
Middle	3742	-47.19	-13	-34.19	-69.95	-53.53	5.96	12.30	H
	5613	-34.53	-13	-21.53	-62.54	-40.16	7.79	13.43	H
	7484	-42.20	-13	-29.20	-76.39	-44.65	8.75	11.20	H
									H
									H
									H
									H
	3742	-42.36	-13	-29.36	-65.07	-48.7	5.96	12.30	V
	5613	-31.22	-13	-18.22	-59.23	-36.85	7.79	13.43	V
	7484	-40.92	-13	-27.92	-75.45	-43.37	8.75	11.20	V
									V
									V
									V
									V

Highest	3782	-48.22	-13	-35.22	-71.19	-54.52	6.00	12.30	H
	5673	-33.47	-13	-20.47	-61.69	-39.13	7.84	13.50	H
	7564	-40.13	-13	-27.13	-74.88	-42.8	8.79	11.46	H
									H
									H
									H
									H
	3782	-42.26	-13	-29.26	-65.22	-48.56	6.00	12.30	V
	5673	-31.28	-13	-18.28	-59.47	-36.94	7.84	13.50	V
	7564	-37.34	-13	-24.34	-72.39	-40.01	8.79	11.46	V
									V
									V
									V
									V

Remark: Spurious emissions within 30-1000MHz were found more than 20dB below limit line.

<DA2 Antenna>

LTE Band 2 / 20MHz / QPSK									
Channel	Frequency (MHz)	EIRP (dBm)	Limit (dBm)	Over Limit (dB)	SPA Reading (dBm)	S.G. Power (dBm)	TX Cable loss (dB)	TX Antenna Gain (dBi)	Polarization (H/V)
Lowest	3702	-38.18	-13	-25.18	-60.72	-44.55	5.93	12.30	H
	5553	-29.48	-13	-16.48	-57.5	-35.04	7.74	13.31	H
	11106	-33.74	-13	-20.74	-74.67	-34.18	10.68	11.12	H
									H
									H
									H
									H
	3702	-43.77	-13	-30.77	-66.22	-50.14	5.93	12.30	V
	5553	-35.19	-13	-22.19	-63.25	-40.75	7.74	13.31	V
	11106	-36.33	-13	-23.33	-76.08	-36.77	10.68	11.12	V
									V
									V
									V
									V
Middle	3742	-40.39	-13	-27.39	-63.15	-46.73	5.96	12.30	H
	5613	-29.59	-13	-16.59	-57.6	-35.22	7.79	13.43	H
	7484	-41.89	-13	-28.89	-76.08	-44.34	8.75	11.20	H
									H
									H
									H
									H
	3742	-45.07	-13	-32.07	-67.78	-51.41	5.96	12.30	V
	5613	-32.93	-13	-19.93	-60.94	-38.56	7.79	13.43	V
	7484	-41.18	-13	-28.18	-75.71	-43.63	8.75	11.20	V
									V
									V
									V
									V

Highest	3782	-38.56	-13	-25.56	-61.53	-44.86	6.00	12.30	H
	5673	-28.82	-13	-15.82	-57.04	-34.48	7.84	13.50	H
	7564	-38.43	-13	-25.43	-73.18	-41.1	8.79	11.46	H
									H
									H
									H
									H
	3782	-43.59	-13	-30.59	-66.55	-49.89	6.00	12.30	V
	5673	-29.92	-13	-16.92	-58.11	-35.58	7.84	13.50	V
	7564	-36.87	-13	-23.87	-71.92	-39.54	8.79	11.46	V
									V
									V
									V
									V

Remark: Spurious emissions within 30-1000MHz were found more than 20dB below limit line.

LTE Band 2C CA

<OAI2 Antenna>

LTE Band 2 / 20+20MHz / QPSK									
Channel	Frequency (MHz)	EIRP (dBm)	Limit (dBm)	Over Limit (dB)	SPA Reading (dBm)	S.G. Power (dBm)	TX Cable loss (dB)	TX Antenna Gain (dBi)	Polarization (H/V)
Lowest	3737	-35.18	-13	-22.18	-58.9	-41.52	5.96	12.30	H
	5606	-31.97	-13	-18.97	-61.07	-37.6	7.79	13.41	H
	7475	-37.93	-13	-24.93	-73.19	-40.38	8.75	11.20	H
									H
									H
									H
									H
	3737	-38.49	-13	-25.49	-62.27	-44.83	5.96	12.30	V
	5606	-30.96	-13	-17.96	-60.01	-36.59	7.79	13.41	V
	7475	-36.65	-13	-23.65	-72.19	-39.1	8.75	11.20	V
									V
									V
									V
Middle	3758	-37.68	-13	-24.68	-61.56	-44	5.98	12.30	H
	5637	-26.02	-13	-13.02	-55.2	-31.68	7.81	13.47	H
	7516	-38.89	-13	-25.89	-74.29	-41.39	8.77	11.26	H
									H
									H
									H
									H
	3758	-37.26	-13	-24.26	-61.14	-43.58	5.98	12.30	V
	5637	-28.35	-13	-15.35	-57.46	-34.01	7.81	13.47	V
	7516	-36.27	-13	-23.27	-72.07	-38.77	8.77	11.26	V
									V
									V
									V

Highest	3737	-35.10	-13	-22.10	-58.9	-41.44	5.96	12.30	H
	5606	-32.05	-13	-19.05	-61.07	-37.68	7.79	13.41	H
	7475	-37.94	-13	-24.94	-73.19	-40.39	8.75	11.20	H
									H
									H
									H
									H
	3737	-38.49	-13	-25.49	-62.27	-44.83	5.96	12.30	V
	5606	-30.96	-13	-17.96	-60.01	-36.59	7.79	13.41	V
	7475	-36.61	-13	-23.61	-72.19	-39.06	8.75	11.20	V
									V
									V
									V
									V

Remark: Spurious emissions within 30-1000MHz were found more than 20dB below limit line.

<EA2 Antenna>

LTE Band 2 / 20+20MHz / QPSK									
Channel	Frequency (MHz)	EIRP (dBm)	Limit (dBm)	Over Limit (dB)	SPA Reading (dBm)	S.G. Power (dBm)	TX Cable loss (dB)	TX Antenna Gain (dBi)	Polarization (H/V)
Lowest	3737	-46.32	-13	-33.32	-69.04	-52.66	5.96	12.30	H
	5606	-31.14	-13	-18.14	-59.13	-36.77	7.79	13.41	H
	7475	-40.84	-13	-27.84	-74.99	-43.29	8.75	11.20	H
	11213	-32.03	-13	-19.03	-73.16	-32.78	10.75	11.50	H
									H
									H
									H
	3737	-42.32	-13	-29.32	-64.99	-48.66	5.96	12.30	V
	5606	-28.71	-13	-15.71	-56.7	-34.34	7.79	13.41	V
	7475	-41.46	-13	-28.46	-75.94	-43.91	8.75	11.20	V
	11213	-33.99	-13	-20.99	-74.02	-34.74	10.75	11.50	V
									V
									V
									V
Middle	3758	-45.51	-13	-32.51	-68.35	-51.83	5.98	12.30	H
	5637	-33.70	-13	-20.70	-61.8	-39.36	7.81	13.47	H
	7516	-39.60	-13	-26.60	-73.98	-42.1	8.77	11.26	H
									H
									H
									H
									H
	3758	-41.15	-13	-28.15	-63.95	-47.47	5.98	12.30	V
	5637	-31.31	-13	-18.31	-59.4	-36.97	7.81	13.47	V
	7516	-40.27	-13	-27.27	-74.99	-42.77	8.77	11.26	V
									V
									V
									V
									V

Highest	3778	-46.15	-13	-33.15	-69.1	-52.45	6.00	12.30	H
	5667	-31.53	-13	-18.53	-59.72	-37.19	7.84	13.50	H
	7556	-39.30	-13	-26.30	-73.99	-41.94	8.79	11.42	H
									H
									H
									H
									H
	3778	-41.22	-13	-28.22	-64.15	-47.52	6.00	12.30	V
	5667	-28.42	-13	-15.42	-56.59	-34.08	7.84	13.50	V
	7556	-39.49	-13	-26.49	-74.49	-42.13	8.79	11.42	V
									V
									V
									V
									V

Remark: Spurious emissions within 30-1000MHz were found more than 20dB below limit line.

<DA2 Antenna>

LTE Band 2 / 20+20MHz / QPSK									
Channel	Frequency (MHz)	EIRP (dBm)	Limit (dBm)	Over Limit (dB)	SPA Reading (dBm)	S.G. Power (dBm)	TX Cable loss (dB)	TX Antenna Gain (dBi)	Polarization (H/V)
Lowest	3737	-37.39	-13	-24.39	-61.11	-43.73	5.96	12.30	H
	5606	-17.81	-13	-4.81	-46.8	-23.44	7.79	13.41	H
	7475	-39.32	-13	-26.32	-74.47	-41.77	8.75	11.20	H
	9344	-34.96	-13	-21.96	-73.67	-35.79	9.77	10.60	H
									H
									H
									H
	3737	-32.78	-13	-19.78	-56.45	-39.12	5.96	12.30	V
	5606	-19.82	-13	-6.82	-48.81	-25.45	7.79	13.41	V
	7475	-37.35	-13	-24.35	-72.83	-39.8	8.75	11.20	V
	9344	-36.69	-13	-23.69	-74.89	-37.52	9.77	10.60	V
									V
									V
									V
Middle	3758	-36.85	-13	-23.85	-60.69	-43.17	5.98	12.30	H
	5637	-17.11	-13	-4.11	-46.21	-22.77	7.81	13.47	H
	7516	-37.32	-13	-24.32	-72.7	-39.82	8.77	11.26	H
	9395	-35.44	-13	-22.44	-74.3	-36.34	9.79	10.69	H
									H
									H
									H
	3758	-31.07	-13	-18.07	-54.87	-37.39	5.98	12.30	V
	5637	-17.29	-13	-4.29	-46.38	-22.95	7.81	13.47	V
	7516	-36.59	-13	-23.59	-72.31	-39.09	8.77	11.26	V
	9395	-36.84	-13	-23.84	-74.26	-37.74	9.79	10.69	V
									V
									V
									V

Highest	3778	-38.25	-13	-25.25	-62.2	-44.55	6.00	12.30	H
	5667	-20.75	-13	-7.75	-49.94	-26.41	7.84	13.50	H
	7556	-32.73	-13	-19.73	-68.42	-35.37	8.79	11.42	H
	9445	-35.94	-13	-22.94	-74.88	-37.01	9.81	10.88	H
									H
									H
									H
	3778	-34.07	-13	-21.07	-58	-40.37	6.00	12.30	V
	5667	-22.77	-13	-9.77	-51.94	-28.43	7.84	13.50	V
	7556	-32.77	-13	-19.77	-68.77	-35.41	8.79	11.42	V
	9445	-36.43	-13	-23.43	-74.04	-37.5	9.81	10.88	V
									V
									V
									V

Remark: Spurious emissions within 30-1000MHz were found more than 20dB below limit line.

LTE Band 5

<OAI0 Antenna>

LTE Band 5 / 10MHz / QPSK									
Channel	Frequency (MHz)	ERP (dBm)	Limit (dBm)	Over Limit (dB)	SPA Reading (dBm)	S.G. Power (dBm)	TX Cable loss (dB)	TX Antenna Gain (dBi)	Polarization (H/V)
Lowest	1649	-55.12	-13	-42.12	-70.36	-58.58	3.88	9.49	H
	2473	-52.78	-13	-39.78	-71.8	-56.38	4.80	10.55	H
	3298	-52.52	-13	-39.52	-74.43	-57	5.55	12.19	H
									H
									H
									H
									H
	1649	-56.98	-13	-43.98	-72.2	-60.44	3.88	9.49	V
	2473	-53.08	-13	-40.08	-72.08	-56.68	4.80	10.55	V
	3298	-52.22	-13	-39.22	-74.06	-56.7	5.55	12.19	V
									V
									V
									V
Middle	1664	-46.47	-13	-33.47	-61.74	-50	3.90	9.58	H
	2496	-54.48	-13	-41.48	-73.31	-58.1	4.83	10.59	H
	3328	-53.42	-13	-40.42	-75.36	-58	5.58	12.31	H
									H
									H
									H
									H
	1664	-49.86	-13	-36.86	-65.07	-53.39	3.90	9.58	V
	2496	-54.82	-13	-41.82	-73.77	-58.44	4.83	10.59	V
	3328	-53.10	-13	-40.10	-75.14	-57.68	5.58	12.31	V
									V
									V
									V

Highest	1679	-54.50	-13	-41.50	-69.82	-58.11	3.92	9.67	H
	2518	-54.15	-13	-41.15	-73.22	-57.86	4.85	10.71	H
	3358	-53.62	-13	-40.62	-75.44	-58.28	5.61	12.42	H
									H
									H
									H
									H
	1679	-56.39	-13	-43.39	-71.72	-60	3.92	9.67	V
	2518	-54.76	-13	-41.76	-73.74	-58.47	4.85	10.71	V
	3358	-52.11	-13	-39.11	-73.93	-56.77	5.61	12.42	V
									V
									V
									V
									V

Remark: Spurious emissions within 30-1000MHz were found more than 20dB below limit line.

LTE Band 12

<OAI0 Antenna>

LTE Band 12 / 10MHz / QPSK									
Channel	Frequency (MHz)	ERP (dBm)	Limit (dBm)	Over Limit (dB)	SPA Reading (dBm)	S.G. Power (dBm)	TX Cable loss (dB)	TX Antenna Gain (dBi)	Polarization (H/V)
Lowest	1399	-50.42	-13.00	-37.42	-65.33	-52.09	3.57	7.39	H
	2098	-53.86	-13.00	-40.86	-71.82	-57.03	4.40	9.72	H
	2798	-53.13	-13.00	-40.13	-73.82	-56.88	5.10	11.00	H
									H
									H
									H
									H
	1399	-52.82	-13.00	-39.82	-68.12	-54.49	3.57	7.39	V
	2098	-51.01	-13.00	-38.01	-69.37	-54.18	4.40	9.72	V
	2798	-54.41	-13.00	-41.41	-75.02	-58.16	5.10	11.00	V
									V
									V
									V
Middle	1406	-54.74	-13.00	-41.74	-69.77	-56.43	3.58	7.42	H
	2109	-47.15	-13.00	-34.15	-65.20	-50.22	4.41	9.63	H
	2812	-54.09	-13.00	-41.09	-74.83	-57.83	5.11	11.00	H
									H
									H
									H
									H
	1406	-55.86	-13.00	-42.86	-71.20	-57.55	3.58	7.42	V
	2109	-52.64	-13.00	-39.64	-71.10	-55.71	4.41	9.63	V
	2812	-54.36	-13.00	-41.36	-75.17	-58.10	5.11	11.00	V
									V
									V
									V

Highest	1413	-53.39	-13.00	-40.39	-68.39	-55.10	3.59	7.45	H
	2119	-49.50	-13.00	-36.50	-67.65	-52.48	4.42	9.55	H
	2826	-51.85	-13.00	-38.85	-72.59	-55.58	5.12	11.00	H
									H
									H
									H
									H
	1413	-53.37	-13.00	-40.37	-68.73	-55.08	3.59	7.45	V
	2119	-48.70	-13.00	-35.70	-67.29	-51.68	4.42	9.55	V
	2826	-54.32	-13.00	-41.32	-75.03	-58.05	5.12	11.00	V
									V
									V
									V
									V

Remark: Spurious emissions within 30-1000MHz were found more than 20dB below limit line.

LTE Band 25

<OAI2 Antenna>

LTE Band 25 / 20MHz / QPSK									
Channel	Frequency (MHz)	EIRP (dBm)	Limit (dBm)	Over Limit (dB)	SPA Reading (dBm)	S.G. Power (dBm)	TX Cable loss (dB)	TX Antenna Gain (dBi)	Polarization (H/V)
Lowest	3702	-31.66	-13	-18.66	-55.2	-38.03	5.93	12.30	H
	5553	-30.21	-13	-17.21	-59.23	-35.77	7.74	13.31	H
	7404	-39.94	-13	-26.94	-74.84	-42.42	8.72	11.20	H
									H
									H
									H
									H
	3702	-35.43	-13	-22.43	-58.88	-41.8	5.93	12.30	V
	5553	-32.66	-13	-19.66	-61.72	-38.22	7.74	13.31	V
	7404	-38.21	-13	-25.21	-73.37	-40.69	8.72	11.20	V
									V
									V
									V
Middle	3742	-31.83	-13	-18.83	-55.6	-38.17	5.96	12.30	H
	5613	-27.56	-13	-14.56	-56.57	-33.19	7.79	13.43	H
	7484	-36.40	-13	-23.40	-71.59	-38.85	8.75	11.20	H
									H
									H
									H
									H
	3742	-35.49	-13	-22.49	-59.2	-41.83	5.96	12.30	V
	5613	-32.28	-13	-19.28	-61.29	-37.91	7.79	13.43	V
	7484	-36.10	-13	-23.10	-71.63	-38.55	8.75	11.20	V
									V
									V
									V

Highest	3792	-35.51	-13	-22.51	-59.54	-41.8	6.01	12.30	H
	5688	-26.16	-13	-13.16	-55.43	-31.81	7.85	13.50	H
	7584	-33.53	-13	-20.53	-69.45	-36.27	8.80	11.54	H
									H
									H
									H
									H
	3792	-38.34	-13	-25.34	-62.36	-44.63	6.01	12.30	V
	5688	-28.31	-13	-15.31	-57.55	-33.96	7.85	13.50	V
	7584	-32.55	-13	-19.55	-68.75	-35.29	8.80	11.54	V
									V
									V
									V
									V

Remark: Spurious emissions within 30-1000MHz were found more than 20dB below limit line.

<EA2 Antenna>

LTE Band 25 / 20MHz / QPSK									
Channel	Frequency (MHz)	EIRP (dBm)	Limit (dBm)	Over Limit (dB)	SPA Reading (dBm)	S.G. Power (dBm)	TX Cable loss (dB)	TX Antenna Gain (dBi)	Polarization (H/V)
Lowest	3704	-39.58	-13	-26.58	-63.13	-45.95	5.93	12.30	H
	5553	-20.37	-13	-7.37	-49.39	-25.93	7.74	13.31	H
	7404	-39.57	-13	-26.57	-74.47	-42.05	8.72	11.20	H
	9255	-32.15	-13	-19.15	-70.6	-33.11	9.73	10.69	H
									H
									H
									H
	3704	-38.09	-13	-25.09	-61.55	-44.46	5.93	12.30	V
	5553	-18.59	-13	-5.59	-47.65	-24.15	7.74	13.31	V
	7404	-37.46	-13	-24.46	-72.62	-39.94	8.72	11.20	V
	9255	-37.29	-13	-24.29	-74.64	-38.25	9.73	10.69	V
									V
									V
									V
Middle	3742	-39.96	-13	-26.96	-63.72	-46.3	5.96	12.30	H
	5613	-31.51	-13	-18.51	-60.52	-37.14	7.79	13.43	H
	7484	-39.04	-13	-26.04	-74.23	-41.49	8.75	11.20	H
									H
									H
									H
									H
	3742	-40.46	-13	-27.46	-64.17	-46.8	5.96	12.30	V
	5613	-27.98	-13	-14.98	-56.99	-33.61	7.79	13.43	V
	7484	-37.78	-13	-24.78	-73.31	-40.23	8.75	11.20	V
									V
									V
									V
									V

Highest	3792	-41.84	-13	-28.84	-65.87	-48.13	6.01	12.30	H
	5688	-30.63	-13	-17.63	-59.9	-36.28	7.85	13.50	H
	7584	-35.30	-13	-22.30	-71.22	-38.04	8.80	11.54	H
									H
									H
									H
									H
	3792	-42.16	-13	-29.16	-66.18	-48.45	6.01	12.30	V
	5688	-28.52	-13	-15.52	-57.76	-34.17	7.85	13.50	V
	7584	-35.28	-13	-22.28	-71.48	-38.02	8.80	11.54	V
									V
									V
									V
									V

Remark: Spurious emissions within 30-1000MHz were found more than 20dB below limit line.

<DA2 Antenna>

LTE Band 25 / 20MHz / QPSK									
Channel	Frequency (MHz)	EIRP (dBm)	Limit (dBm)	Over Limit (dB)	SPA Reading (dBm)	S.G. Power (dBm)	TX Cable loss (dB)	TX Antenna Gain (dBi)	Polarization (H/V)
Lowest	3702	-34.98	-13	-21.98	-58.52	-41.35	5.93	12.30	H
	5553	-22.67	-13	-9.67	-51.69	-28.23	7.74	13.31	H
	7404	-38.68	-13	-25.68	-73.58	-41.16	8.72	11.20	H
	9255	-34.63	-13	-21.63	-73.08	-35.59	9.73	10.69	H
									H
									H
									H
	3702	-31.17	-13	-18.17	-54.62	-37.54	5.93	12.30	V
	5553	-26.36	-13	-13.36	-55.42	-31.92	7.74	13.31	V
	7404	-39.70	-13	-26.70	-74.86	-42.18	8.72	11.20	V
	9255	-35.84	-13	-22.84	-73.19	-36.8	9.73	10.69	V
									V
									V
									V
Middle	3742	-34.04	-13	-21.04	-57.8	-40.38	5.96	12.30	H
	5613	-17.53	-13	-4.53	-46.54	-23.16	7.79	13.43	H
	7484	-36.06	-13	-23.06	-71.25	-38.51	8.75	11.20	H
	9355	-35.37	-13	-22.37	-74.11	-36.21	9.77	10.61	H
									H
									H
									H
	3742	-29.30	-13	-16.30	-53.01	-35.64	5.96	12.30	V
	5613	-20.55	-13	-7.55	-49.56	-26.18	7.79	13.43	V
	7484	-35.75	-13	-22.75	-71.28	-38.2	8.75	11.20	V
	9355	-33.88	-13	-20.88	-71.28	-34.72	9.77	10.61	V
									V
									V
									V

Highest	3792	-34.75	-13	-21.75	-58.7	-41.04	6.01	12.30	H
	5688	-18.28	-13	-5.28	-47.54	-23.93	7.85	13.50	H
	7584	-32.65	-13	-19.65	-68.62	-35.39	8.80	11.54	H
	9480	-36.55	-13	-23.55	-75.57	-37.74	9.83	11.02	H
									H
									H
									H
	3792	-30.55	-13	-17.55	-54.49	-36.84	6.01	12.30	V
	5688	-19.22	-13	-6.22	-48.45	-24.87	7.85	13.50	V
	7584	-34.81	-13	-21.81	-71.06	-37.55	8.80	11.54	V
	9480	-36.15	-13	-23.15	-73.93	-37.34	9.83	11.02	V
									V
									V
									V

Remark: Spurious emissions within 30-1000MHz were found more than 20dB below limit line.

LTE Band 41(HUPE)

<OAI2 Antenna>

LTE Band 41 / 20MHz / QPSK									
Channel	Frequency (MHz)	EIRP (dBm)	Limit (dBm)	Margin (dB)	SPA Reading (dBm)	S.G. Power (dBm)	TX Cable loss (dB)	TX Antenna Gain (dBi)	Polarization (H/V)
Lowest	4994	-44.28	-25	-19.28	-35.34	-49.51	7.48	12.71	H
	7491	-48.40	-25	-23.40	-46.81	-50.84	8.76	11.20	H
	9988	-48.91	-25	-23.91	-41.3	-49.98	10.01	11.08	H
	12485	-46.35	-25	-21.35	-54.98	-48.41	11.49	13.56	H
	14982	-41.18	-25	-16.18	-50.62	-40.87	12.75	12.45	H
	17479	-39.18	-25	-14.18	-57.92	-39.67	13.54	14.03	H
									H
	4994	-41.31	-25	-16.31	-31.91	-46.54	7.48	12.71	V
	7491	-46.58	-25	-21.58	-45.34	-49.02	8.76	11.20	V
	9988	-48.91	-25	-23.91	-50.7	-49.98	10.01	11.08	V
	12485	-36.71	-25	-11.71	-43.71	-38.77	11.49	13.56	V
	14982	-31.20	-25	-6.20	-42.48	-30.89	12.75	12.45	V
	17479	-39.53	-25	-14.53	-57.54	-40.02	13.54	14.03	V
									V
Middle	5168	-39.82	-25	-14.82	-30.43	-44.9	7.56	12.64	H
	7752	-50.56	-25	-25.56	-49.53	-53.49	8.88	11.80	H
	10336	-49.59	-25	-24.59	-52.41	-50.3	10.29	10.99	H
	12920	-46.91	-25	-21.91	-55.21	-48.5	11.53	13.12	H
	15504	-40.73	-25	-15.73	-50.58	-43.19	12.86	15.32	H
									H
	5168	-35.19	-25	-10.19	-25.69	-40.27	7.56	12.64	V
	7752	-49.78	-25	-24.78	-48.95	-52.71	8.88	11.80	V
	10336	-48.23	-25	-23.23	-50.23	-48.94	10.29	10.99	V
	12920	-42.91	-25	-17.91	-50.36	-44.5	11.53	13.12	V
	15504	-28.63	-25	-3.63	-38.54	-31.09	12.86	15.32	V
									V

Highest	5342	-50.24	-25	-25.24	-41.29	-56.17	7.63	13.57	H
	8013	-48.65	-25	-23.65	-48.45	-50.93	9.00	11.27	H
	10684	-44.63	-25	-19.63	-48.51	-45.06	10.49	10.92	H
	13355	-43.86	-25	-18.86	-53.59	-45.71	11.74	13.59	H
	16026	-37.15	-25	-12.15	-47.4	-40.76	13.04	16.65	H
									H
									H
	5342	-50.91	-25	-25.91	-41.8	-56.84	7.63	13.57	V
	8013	-46.98	-25	-21.98	-46.86	-49.26	9.00	11.27	V
	10684	-41.64	-25	-16.64	-44.48	-42.07	10.49	10.92	V
	13355	-38.50	-25	-13.50	-47.17	-40.35	11.74	13.59	V
	16026	-29.55	-25	-4.55	-39.38	-33.16	13.04	16.65	V
									V
									V

Remark: Spurious emissions within 30-1000MHz were found more than 20dB below limit line.

<EA2 Antenna>

LTE Band 41 / 20MHz / QPSK									
Channel	Frequency (MHz)	EIRP (dBm)	Limit (dBm)	Margin (dB)	SPA Reading (dBm)	S.G. Power (dBm)	TX Cable loss (dB)	TX Antenna Gain (dBi)	Polarization (H/V)
Lowest	4994	-44.36	-25	-19.36	-35.42	-49.59	7.48	12.71	H
	7491	-47.86	-25	-22.86	-46.27	-50.3	8.76	11.20	H
	9988	-46.21	-25	-21.21	-48.6	-47.28	10.01	11.08	H
	12485	-44.10	-25	-19.10	-52.73	-46.16	11.49	13.56	H
	14982	-44.17	-25	-19.17	-53.61	-43.86	12.75	12.45	H
	17479	-42.47	-25	-17.47	-61.21	-42.96	13.54	14.03	H
									H
	4994	-41.61	-25	-16.61	-32.21	-46.84	7.48	12.71	V
	7491	-47.54	-25	-22.54	-46.3	-49.98	8.76	11.20	V
	9988	-46.87	-25	-21.87	-48.66	-47.94	10.01	11.08	V
	12485	-38.68	-25	-13.68	-45.68	-40.74	11.49	13.56	V
	14982	-32.66	-25	-7.66	-43.94	-32.35	12.75	12.45	V
	17479	-41.14	-25	-16.14	-59.15	-41.63	13.54	14.03	V
									V
Middle	5168	-43.27	-25	-18.27	-33.88	-48.35	7.56	12.64	H
	7752	-49.54	-25	-24.54	-48.61	-52.47	8.88	11.80	H
	10336	-48.05	-25	-23.05	-50.87	-48.76	10.29	10.99	H
	12920	-46.33	-25	-21.33	-54.63	-47.92	11.53	13.12	H
	15504	-36.06	-25	-11.06	-45.91	-38.52	12.86	15.32	H
									H
									H
	5168	-38.69	-25	-13.69	-29.19	-43.77	7.56	12.64	V
	7752	-47.50	-25	-22.50	-46.67	-50.43	8.88	11.80	V
	10336	-47.65	-25	-22.65	-49.65	-48.36	10.29	10.99	V
	12920	-42.35	-25	-17.35	-49.8	-43.94	11.53	13.12	V
	15504	-35.16	-25	-10.16	-45.07	-37.62	12.86	15.32	V
									V
									V

Highest	5342	-48.29	-25	-23.29	-39.34	-54.22	7.63	13.57	H
	8013	-47.24	-25	-22.24	-47.04	-49.52	9.00	11.27	H
	10684	-41.51	-25	-16.51	-45.39	-41.94	10.49	10.92	H
	13355	-41.75	-25	-16.75	-51.48	-43.6	11.74	13.59	H
	16026	-36.43	-25	-11.43	-46.68	-40.04	13.04	16.65	H
									H
									H
	5342	-47.04	-25	-22.04	-37.93	-52.97	7.63	13.57	V
	8013	-45.20	-25	-20.20	-45.08	-47.48	9.00	11.27	V
	10684	-41.16	-25	-16.16	-44	-41.59	10.49	10.92	V
	13355	-38.01	-25	-13.01	-46.68	-39.86	11.74	13.59	V
	16026	-28.55	-25	-3.55	-38.38	-32.16	13.04	16.65	V
									V
									V

Remark: Spurious emissions within 30-1000MHz were found more than 20dB below limit line.

<DA2 Antenna>

LTE Band 41 / 20MHz / QPSK									
Channel	Frequency (MHz)	EIRP (dBm)	Limit (dBm)	Margin (dB)	SPA Reading (dBm)	S.G. Power (dBm)	TX Cable loss (dB)	TX Antenna Gain (dBi)	Polarization (H/V)
Lowest	4994	-43.20	-25	-18.20	-34.26	-48.43	7.48	12.71	H
	7491	-49.04	-25	-24.04	-48.35	-51.48	8.76	11.20	H
	9988	-49.47	-25	-24.47	-51.86	-50.54	10.01	11.08	H
	12485	-36.83	-25	-11.83	-45.46	-38.89	11.49	13.56	H
	14982	-36.35	-25	-11.35	-45.79	-36.04	12.75	12.45	H
	17479	-39.50	-25	-14.50	-59.24	-39.99	13.54	14.03	H
									H
	4994	-43.14	-25	-18.14	-33.74	-48.37	7.48	12.71	V
	7491	-43.95	-25	-18.95	-42.71	-46.39	8.76	11.20	V
	9988	-46.45	-25	-21.45	-48.24	-47.52	10.01	11.08	V
	12485	-44.44	-25	-19.44	-51.44	-46.5	11.49	13.56	V
	14982	-33.06	-25	-8.06	-44.34	-32.75	12.75	12.45	V
	17479	-42.78	-25	-17.78	-60.79	-43.27	13.54	14.03	V
									V
Middle	5168	-35.55	-25	-10.55	-26.16	-40.63	7.56	12.64	H
	7752	-51.21	-25	-26.21	-50.28	-54.14	8.88	11.80	H
	10336	-46.29	-25	-21.29	-49.11	-47	10.29	10.99	H
	12920	-41.34	-25	-16.34	-49.64	-42.93	11.53	13.12	H
	15504	-27.67	-25	-2.67	-37.52	-30.13	12.86	15.32	H
									H
									H
	5168	-39.55	-25	-14.55	-30.05	-44.63	7.56	12.64	V
	7752	-49.05	-25	-24.05	-48.22	-51.98	8.88	11.80	V
	10336	-48.00	-25	-23.00	-50	-48.71	10.29	10.99	V
	12920	-44.24	-25	-19.24	-51.69	-45.83	11.53	13.12	V
	15504	-36.62	-25	-11.62	-46.53	-39.08	12.86	15.32	V
									V
									V

Highest	5342	-43.56	-25	-18.56	-34.61	-49.49	7.63	13.57	H
	8013	-47.90	-25	-22.9	-47.7	-50.18	9.00	11.27	H
	10684	-41.31	-25	-16.31	-45.19	-41.74	10.49	10.92	H
	13355	-35.80	-25	-10.80	-45.53	-37.65	11.74	13.59	H
	16026	-33.58	-25	-8.58	-43.83	-37.19	13.04	16.65	H
									H
									H
	5342	-47.97	-25	-22.97	-38.86	-53.9	7.63	13.57	V
	8013	-44.08	-25	-19.08	-43.96	-46.36	9.00	11.27	V
	10684	-43.36	-25	-18.36	-46.2	-43.79	10.49	10.92	V
	13355	-40.70	-25	-15.70	-49.37	-42.55	11.74	13.59	V
	16026	-30.85	-25	-5.85	-40.68	-34.46	13.04	16.65	V
									V
									V

Remark: Spurious emissions within 30-1000MHz were found more than 20dB below limit line.

LTE Band 41C

<OAI2 Antenna>

LTE Band 41C / 20MHz+20MHz / QPSK									
Channel	Frequency (MHz)	EIRP (dBm)	Limit (dBm)	Margin (dB)	SPA Reading (dBm)	S.G. Power (dBm)	TX Cable loss (dB)	TX Antenna Gain (dBi)	Polarization (H/V)
Lowest	5029	-44.70	-25	-19.70	-35.72	-49.84	7.50	12.64	H
	7544	-51.01	-25	-26.01	-49.86	-53.61	8.78	11.38	H
	12574	-42.30	-25	-17.30	-50.89	-44.32	11.51	13.53	H
	15089	-35.34	-25	-10.34	-44.89	-35.51	12.78	12.95	H
									H
									H
									H
	5029	-42.57	-25	-17.57	-33.17	-47.71	7.50	12.64	V
	7544	-48.48	-25	-23.48	-47.64	-51.08	8.78	11.38	V
	12574	-49.10	-25	-24.10	-56.19	-51.12	11.51	13.53	V
	15089	-38.61	-25	-13.61	-49.69	-38.78	12.78	12.95	V
									V
									V
Middle	5184	-36.49	-25	-11.49	-27.06	-41.69	7.57	12.77	H
	7776	-53.78	-25	-28.78	-52.82	-56.75	8.89	11.85	H
	12960	-47.99	-25	-22.99	-56.25	-49.61	11.54	13.16	H
	15552	-40.11	-25	-15.11	-49.99	-42.84	12.88	15.61	H
									H
									H
									H
	5184	-40.49	-25	-15.49	-30.98	-45.69	7.57	12.77	V
	7776	-52.80	-25	-27.80	-51.9	-55.77	8.89	11.85	V
	12960	-48.97	-25	-23.97	-56.45	-50.59	11.54	13.16	V
	15552	-43.19	-25	-18.19	-53.09	-45.92	12.88	15.61	V
									V
									V

Highest	5338	-44.49	-25	-19.49	-35.52	-50.41	7.63	13.55	H
	8007	-50.66	-25	-25.66	-50.43	-52.95	8.99	11.29	H
	13345	-44.95	-25	-19.95	-54.63	-46.83	11.73	13.61	H
	16014	-40.61	-25	-15.61	-50.83	-44.25	13.04	16.67	H
									H
									H
									H
	5338	-47.06	-25	-22.06	-37.94	-52.98	7.63	13.55	V
	8007	-48.13	-25	-23.13	-47.98	-50.42	8.99	11.29	V
	13345	-47.06	-25	-22.06	-55.7	-48.94	11.73	13.61	V
	16014	-42.10	-25	-17.10	-51.9	-45.74	13.04	16.67	V
									V
									V
									V

Remark: Spurious emissions within 30-1000MHz were found more than 20dB below limit line.

<EA2 Antenna>

LTE Band 41C / 20MHz+20MHz / QPSK									
Channel	Frequency (MHz)	EIRP (dBm)	Limit (dBm)	Margin (dB)	SPA Reading (dBm)	S.G. Power (dBm)	TX Cable loss (dB)	TX Antenna Gain (dBi)	Polarization (H/V)
Lowest	5029	-43.58	-25	-18.58	-34.6	-48.72	7.50	12.64	H
	7544	-54.13	-25	-29.13	-52.98	-56.73	8.78	11.38	H
	12574	-44.58	-25	-19.58	-53.17	-46.6	11.51	13.53	H
	15089	-42.48	-25	-17.48	-52.03	-42.65	12.78	12.95	H
									H
									H
									H
	5029	-43.47	-25	-18.47	-34.07	-48.61	7.50	12.64	V
	7544	-51.44	-25	-26.44	-50.6	-54.04	8.78	11.38	V
	12574	-42.67	-25	-17.67	-49.76	-44.69	11.51	13.53	V
	15089	-40.07	-25	-15.07	-51.15	-40.24	12.78	12.95	V
									V
									V
									V
Middle	5184	-42.91	-25	-17.91	-33.48	-48.11	7.57	12.77	H
	12960	-50.48	-25	-25.48	-58.74	-52.1	11.54	13.16	H
	15552	-49.43	-25	-24.43	-59.31	-52.16	12.88	15.61	H
									H
									H
									H
									H
	5184	-37.70	-25	-12.70	-28.19	-42.9	7.57	12.77	V
	12960	-49.87	-25	-24.87	-57.35	-51.49	11.54	13.16	V
	15552	-42.89	-25	-17.89	-52.79	-45.62	12.88	15.61	V
									V
									V
									V
									V

Highest	5338	-48.92	-25	-23.92	-39.95	-54.84	7.63	13.55	H
	10676	-44.48	-25	-19.48	-48.33	-44.92	10.49	10.92	H
	13345	-45.61	-25	-20.61	-55.29	-47.49	11.73	13.61	H
	16014	-45.09	-25	-20.09	-55.31	-48.73	13.04	16.67	H
									H
									H
									H
	5338	-50.88	-25	-25.88	-41.76	-56.8	7.63	13.55	V
	10676	-50.74	-25	-25.74	-53.55	-51.18	10.49	10.92	V
	13345	-42.16	-25	-17.16	-50.8	-44.04	11.73	13.61	V
	10614	-37.27	-25	-12.27	-47.07	-37.79	10.46	10.99	V
									V
									V
									V

Remark: Spurious emissions within 30-1000MHz were found more than 20dB below limit line.

<DA2 Antenna>

LTE Band 41C / 20MHz+20MHz / QPSK									
Channel	Frequency (MHz)	EIRP (dBm)	Limit (dBm)	Margin (dB)	SPA Reading (dBm)	S.G. Power (dBm)	TX Cable loss (dB)	TX Antenna Gain (dBi)	Polarization (H/V)
Lowest	5029	-43.81	-25	-18.81	-34.83	-48.95	7.50	12.64	H
	12574	-44.31	-25	-19.31	-52.9	-46.33	11.51	13.53	H
	15089	-43.85	-25	-18.85	-53.4	-44.02	12.78	12.95	H
									H
									H
									H
									H
	5029	-43.16	-25	-18.16	-33.76	-48.3	7.50	12.64	V
	12574	-50.26	-25	-25.26	-57.35	-52.28	11.51	13.53	V
	15089	-42.92	-25	-17.92	-54	-43.09	12.78	12.95	V
									V
									V
									V
									V
Middle	5184	-36.83	-25	-11.83	-27.4	-42.03	7.57	12.77	H
	12960	-45.81	-25	-20.81	-54.07	-47.43	11.54	13.16	H
	15552	-40.60	-25	-15.60	-50.48	-43.33	12.88	15.61	H
									H
									H
									H
									H
	5184	-40.39	-25	-15.39	-30.88	-45.59	7.57	12.77	V
	12960	-47.28	-25	-22.28	-54.76	-48.9	11.54	13.16	V
	15552	-39.50	-25	-14.50	-49.4	-42.23	12.88	15.61	V
									V
									V
									V
									V

Highest	5338	-45.71	-25	-20.71	-36.74	-51.63	7.63	13.55	H
	13345	-44.95	-25	-19.95	-54.63	-46.83	11.73	13.61	H
	16014	-38.55	-25	-13.55	-48.77	-42.19	13.04	16.67	H
									H
									H
									H
									H
	5338	-48.58	-25	-23.58	-39.46	-54.5	7.63	13.55	V
	13345	-48.22	-25	-23.22	-56.86	-50.1	11.73	13.61	V
	16014	-43.73	-25	-18.73	-53.53	-47.37	13.04	16.67	V
									V
									V
									V
									V

Remark: Spurious emissions within 30-1000MHz were found more than 20dB below limit line.

LTE Band 66

<OAI2 Antenna>

LTE Band 66 / 20MHz / QPSK									
Channel	Frequency (MHz)	EIRP (dBm)	Limit (dBm)	Over Limit (dB)	SPA Reading (dBm)	S.G. Power (dBm)	TX Cable loss (dB)	TX Antenna Gain (dBi)	Polarization (H/V)
Lowest	3422	-37.46	-13	-24.46	-59.98	-44.29	5.67	12.50	H
	5133	-26.76	-13	-13.76	-55.4	-31.68	7.55	12.47	H
	6844	-34.89	-13	-21.89	-68.99	-38.66	8.44	12.21	H
	8555	-39.75	-13	-26.75	-76.1	-42.18	9.36	11.79	H
	10266	-35.42	-13	-22.42	-76.22	-36.36	10.23	11.17	H
	11977	-31.28	-13	-18.28	-76	-33.09	11.17	12.98	H
									H
	3422	-37.78	-13	-24.78	-60.21	-44.61	5.67	12.50	V
	5133	-27.08	-13	-14.08	-55.59	-32.00	7.55	12.47	V
	6844	-33.00	-13	-20.00	-65.88	-36.77	8.44	12.21	V
	8555	-39.36	-13	-26.36	-75.37	-41.79	9.36	11.79	V
	10266	-35.95	-13	-22.95	-76.02	-36.89	10.23	11.17	V
	11977	-28.52	-13	-15.52	-71.87	-30.33	11.17	12.98	V
									V
Middle	3472	-36.41	-13	-23.41	-59.35	-43.15	5.71	12.46	H
	5208	-27.98	-13	-14.98	-56.32	-33.35	7.58	12.95	H
	6944	-37.25	-13	-24.25	-71.41	-40.65	8.51	11.91	H
	8680	-38.38	-13	-25.38	-75.16	-40.55	9.43	11.60	H
	10416	-35.07	-13	-22.07	-76.26	-35.52	10.35	10.80	H
	12152	-30.10	-13	-17.10	-75.07	-31.68	11.28	12.86	H
									H
	3472	-38.15	-13	-25.15	-61.11	-44.89	5.71	12.46	V
	5208	-29.11	-13	-16.11	-57.45	-34.48	7.58	12.95	V
	6944	-36.73	-13	-23.73	-70.52	-40.13	8.51	11.91	V
	8680	-39.71	-13	-26.71	-75.74	-41.88	9.43	11.60	V
	10416	-34.56	-13	-21.56	-74.86	-35.01	10.35	10.80	V
	12152	-29.30	-13	-16.30	-72.79	-30.88	11.28	12.86	V

Highest	3522	-37.96	-13	-24.96	-61.12	-44.47	5.76	12.27	H
	5283	-29.72	-13	-16.72	-58.26	-35.44	7.61	13.33	H
	7044	-39.24	-13	-26.24	-73.37	-42.31	8.57	11.64	H
	8805	-39.00	-13	-26.00	-76.16	-40.79	9.50	11.29	H
	10566	-34.94	-13	-21.94	-76.37	-35.43	10.45	10.93	H
	12327	-30.44	-13	-17.44	-75.51	-32.28	11.39	13.23	H
									H
	3522	-36.28	-13	-23.28	-59.43	-42.79	5.76	12.27	V
	5283	-30.28	-13	-17.28	-58.74	-36.00	7.61	13.33	V
	7044	-36.26	-13	-23.26	-70.67	-39.33	8.57	11.64	V
	8805	-39.99	-13	-26.99	-76.1	-41.78	9.50	11.29	V
	10566	-32.39	-13	-19.39	-72.87	-32.88	10.45	10.93	V
	12327	-30.57	-13	-17.57	-74.11	-32.41	11.39	13.23	V
									V

Remark: Spurious emissions within 30-1000MHz were found more than 20dB below limit line.

<EA2 Antenna>

LTE Band 66 / 20MHz / QPSK									
Channel	Frequency (MHz)	EIRP (dBm)	Limit (dBm)	Over Limit (dB)	SPA Reading (dBm)	S.G. Power (dBm)	TX Cable loss (dB)	TX Antenna Gain (dBi)	Polarization (H/V)
Lowest	3422	-40.83	-13	-27.83	-63.29	-47.66	5.67	12.50	H
	5133	-22.04	-13	-9.04	-50.66	-26.96	7.55	12.47	H
	6844	-36.19	-13	-23.19	-69.22	-39.96	8.44	12.21	H
	8555	-30.68	-13	-17.68	-67	-33.11	9.36	11.79	H
	10266	-35.22	-13	-22.22	-76.01	-36.16	10.23	11.17	H
	11977	-29.34	-13	-16.34	-74.05	-31.15	11.17	12.98	H
									H
	3422	-42.97	-13	-29.97	-65.37	-49.80	5.67	12.50	V
	5133	-29.51	-13	-16.51	-57.94	-34.43	7.55	12.47	V
	6844	-33.39	-13	-20.39	-66.23	-37.16	8.44	12.21	V
	8555	-34.01	-13	-21.01	-69.92	-36.44	9.36	11.79	V
	10266	-34.08	-13	-21.08	-74.09	-35.02	10.23	11.17	V
	11977	-27.90	-13	-14.90	-71.23	-29.71	11.17	12.98	V
									V
Middle	3472	-38.20	-13	-25.20	-61.14	-44.94	5.71	12.46	H
	5208	-24.80	-13	-11.80	-53.14	-30.17	7.58	12.95	H
	6944	-38.66	-13	-25.66	-72.27	-42.06	8.51	11.91	H
	8680	-38.74	-13	-25.74	-75.41	-40.91	9.43	11.60	H
	10416	-32.86	-13	-19.86	-73.97	-33.31	10.35	10.80	H
	12152	-29.54	-13	-16.54	-74.43	-31.12	11.28	12.86	H
									H
	3472	-41.66	-13	-28.66	-64.52	-48.40	5.71	12.46	V
	5208	-26.21	-13	-13.21	-54.5	-31.58	7.58	12.95	V
	6944	-35.31	-13	-22.31	-69	-38.71	8.51	11.91	V
	8680	-39.74	-13	-26.74	-75.72	-41.91	9.43	11.60	V
	10416	-32.93	-13	-19.93	-73.18	-33.38	10.35	10.80	V
	12152	-29.79	-13	-16.79	-73.21	-31.37	11.28	12.86	V
									V

Highest	3522	-39.60	-13	-26.60	-62.75	-46.11	5.76	12.27	H
	5283	-25.08	-13	-12.08	-53.62	-30.80	7.61	13.33	H
	7044	-39.05	-13	-26.05	-73.13	-42.12	8.57	11.64	H
	8805	-37.28	-13	-24.28	-74.36	-39.07	9.50	11.29	H
									H
									H
									H
	3522	-42.24	-13	-29.24	-65.28	-48.75	5.76	12.27	V
	5283	-25.21	-13	-12.21	-53.64	-30.93	7.61	13.33	V
	7044	-37.34	-13	-24.34	-71.7	-40.41	8.57	11.64	V
	8805	-35.18	-13	-22.18	-71.2	-36.97	9.50	11.29	V
									V
									V
									V

Remark: Spurious emissions within 30-1000MHz were found more than 20dB below limit line.

<DA2 Antenna>

LTE Band 66 / 20MHz / QPSK									
Channel	Frequency (MHz)	EIRP (dBm)	Limit (dBm)	Over Limit (dB)	SPA Reading (dBm)	S.G. Power (dBm)	TX Cable loss (dB)	TX Antenna Gain (dBi)	Polarization (H/V)
Lowest	3422	-37.69	-13	-24.69	-60.02	-44.52	5.67	12.50	H
	5133	-27.84	-13	-14.84	-56.52	-32.76	7.55	12.47	H
	6844	-34.01	-13	-21.01	-66.94	-37.78	8.44	12.21	H
									H
									H
									H
									H
	3422	-37.10	-13	-24.10	-59.57	-43.93	5.67	12.50	V
	5133	-23.79	-13	-10.79	-52.28	-28.71	7.55	12.47	V
	6844	-38.18	-13	-25.18	-70.92	-41.95	8.44	12.21	V
									V
									V
									V
									V
Middle	3472	-37.09	-13	-24.09	-60.03	-43.83	5.71	12.46	H
	5208	-28.90	-13	-15.90	-57.24	-34.27	7.58	12.95	H
	6944	-35.56	-13	-22.56	-69.17	-38.96	8.51	11.91	H
									H
									H
									H
									H
	3472	-33.49	-13	-20.49	-56.35	-40.23	5.71	12.46	V
	5208	-21.68	-13	-8.68	-49.97	-27.05	7.58	12.95	V
	6944	-38.76	-13	-25.76	-72.45	-42.16	8.51	11.91	V
									V
									V
									V
									V

Highest	3522	-34.32	-13	-21.32	-57.47	-40.83	5.76	12.27	H
	5283	-27.53	-13	-14.53	-56.07	-33.25	7.61	13.33	H
	7044	-39.09	-13	-26.09	-73.17	-42.16	8.57	11.64	H
									H
									H
									H
									H
	3522	-34.50	-13	-21.50	-57.54	-41.01	5.76	12.27	V
	5283	-22.01	-13	-9.01	-50.43	-27.73	7.61	13.33	V
	7044	-40.62	-13	-27.62	-74.98	-43.69	8.57	11.64	V
									V
									V
									V
									V

Remark: Spurious emissions within 30-1000MHz were found more than 20dB below limit line.

LTE Band 2 + LTE Band 66

<OAI2 Antenna + OAI4 Antenna>

LTE Band 66 / 20MHz / QPSK									
Channel	Frequency (MHz)	EIRP (dBm)	Limit (dBm)	Over Limit (dB)	SPA Reading (dBm)	S.G. Power (dBm)	TX Cable loss (dB)	TX Antenna Gain (dBi)	Polarization (H/V)
Lowest	3422	-40.27	-13	-27.27	-62.82	-47.10	5.67	12.50	H
	5133	-37.67	-13	-24.67	-66.31	-42.59	7.55	12.47	H
	6844	-30.00	-13	-17.00	-63.03	-33.77	8.44	12.21	H
									H
									H
									H
									H
	3422	-38.07	-13	-25.07	-60.52	-44.90	5.67	12.50	V
	5133	-30.23	-13	-17.23	-58.67	-35.15	7.55	12.47	V
	6844	-34.45	-13	-21.45	-67.32	-38.22	8.44	12.21	V
									V
									V
									V
									V
Middle	3472	-36.41	-13	-23.41	-59.49	-43.15	5.71	12.46	H
	5208	-32.61	-13	-19.61	-60.95	-37.98	7.58	12.95	H
	6944	-29.15	-13	-16.15	-62.77	-32.55	8.51	11.91	H
									H
									H
									H
									H
	3472	-36.26	-13	-23.26	-59.12	-43.00	5.71	12.46	V
	5208	-26.73	-13	-13.73	-55.03	-32.10	7.58	12.95	V
	6944	-31.26	-13	-18.26	-65.04	-34.66	8.51	11.91	V
									V
									V
									V

Highest	3522	-38.50	-13	-25.50	-61.7	-45.01	5.76	12.27	H
	5283	-31.97	-13	-18.97	-60.6	-37.69	7.61	13.33	H
	7044	-30.81	-13	-17.81	-65.01	-33.88	8.57	11.64	H
									H
									H
									H
									H
	3522	-36.89	-13	-23.89	-60	-43.40	5.76	12.27	V
	5283	-23.51	-13	-10.51	-51.95	-29.23	7.61	13.33	V
	7044	-35.22	-13	-22.22	-69.64	-38.29	8.57	11.64	V
									V
									V
									V
									V

Remark: Spurious emissions within 30-1000MHz were found more than 20dB below limit line.

<EA2 Antenna + EA4 Antenna>

LTE Band 66 / 20MHz / QPSK									
Channel	Frequency (MHz)	EIRP (dBm)	Limit (dBm)	Over Limit (dB)	SPA Reading (dBm)	S.G. Power (dBm)	TX Cable loss (dB)	TX Antenna Gain (dBi)	Polarization (H/V)
Lowest	3422	-41.11	-13	-28.11	-63.57	-47.94	5.67	12.50	H
	5133	-25.52	-13	-12.52	-54.14	-30.44	7.55	12.47	H
	6844	-37.17	-13	-24.17	-70.2	-40.94	8.44	12.21	H
									H
									H
									H
									H
	3422	-36.75	-13	-23.75	-59.15	-43.58	5.67	12.50	V
	5133	-30.00	-13	-17.00	-58.43	-34.92	7.55	12.47	V
	6844	-30.18	-13	-17.18	-63.02	-33.95	8.44	12.21	V
									V
									V
									V
									V
Middle	3472	-38.42	-13	-25.42	-61.36	-45.16	5.71	12.46	H
	5208	-26.02	-13	-13.02	-54.36	-31.39	7.58	12.95	H
	6944	-38.00	-13	-25.00	-71.61	-41.40	8.51	11.91	H
									H
									H
									H
									H
	3472	-35.67	-13	-22.67	-58.53	-42.41	5.71	12.46	V
	5208	-31.19	-13	-18.19	-59.48	-36.56	7.58	12.95	V
	6944	-27.39	-13	-14.39	-61.08	-30.79	8.51	11.91	V
									V
									V
									V
									V

Highest	3522	-35.34	-13	-22.34	-58.49	-41.85	5.76	12.27	H
	5283	-19.57	-13	-6.57	-48.11	-25.29	7.61	13.33	H
	7044	-36.61	-13	-23.61	-70.69	-39.68	8.57	11.64	H
									H
									H
									H
									H
	3522	-36.38	-13	-23.38	-59.42	-42.89	5.76	12.27	V
	5283	-20.05	-13	-7.05	-48.48	-25.77	7.61	13.33	V
	7044	-31.48	-13	-18.48	-65.84	-34.55	8.57	11.64	V
									V
									V
									V
									V

Remark: Spurious emissions within 30-1000MHz were found more than 20dB below limit lin

<DA2 Antenna + DA4 Antenna>

LTE Band 66 / 20MHz / QPSK									
Channel	Frequency (MHz)	EIRP (dBm)	Limit (dBm)	Over Limit (dB)	SPA Reading (dBm)	S.G. Power (dBm)	TX Cable loss (dB)	TX Antenna Gain (dBi)	Polarization (H/V)
Lowest	3422	-39.94	-13	-26.94	-62.45	-46.77	5.67	12.50	H
	5133	-29.94	-13	-16.94	-58.63	-34.86	7.55	12.47	H
	6844	-30.56	-13	-17.56	-63.64	-34.33	8.44	12.21	H
									H
									H
									H
									H
	3422	-43.05	-13	-30.05	-65.56	-49.88	5.67	12.50	V
	5133	-38.56	-13	-25.56	-67.05	-43.48	7.55	12.47	V
	6844	-34.02	-13	-21.02	-66.89	-37.79	8.44	12.21	V
									V
									V
									V
									V
Middle	3472	-36.15	-13	-23.15	-59.17	-42.89	5.71	12.46	3472
	5208	-29.05	-13	-16.05	-57.43	-34.42	7.58	12.95	5208
	6944	-26.18	-13	-13.18	-59.83	-29.58	8.51	11.91	6944
									H
									H
									H
									H
	3472	-41.70	-13	-28.70	-64.71	-48.44	5.71	12.46	V
	5208	-34.73	-13	-21.73	-63.04	-40.10	7.58	12.95	V
	6944	-33.49	-13	-20.49	-67.25	-36.89	8.51	11.91	V
									V
									V
									V
									V

Highest	3522	-34.98	-13	-21.98	-58.17	-41.49	5.76	12.27	H
	5283	-22.88	-13	-9.88	-51.47	-28.60	7.61	13.33	H
	7044	-31.61	-13	-18.61	-65.76	-34.68	8.57	11.64	H
									H
									H
									H
									H
	3522	-40.18	-13	-27.18	-63.25	-46.69	5.76	12.27	V
	5283	-29.66	-13	-16.66	-58.11	-35.38	7.61	13.33	V
	7044	-33.42	-13	-20.42	-67.89	-36.49	8.57	11.64	V
									V
									V
									V
									V

Remark: Spurious emissions within 30-1000MHz were found more than 20dB below limit line.

LTE Band 66B CA

<OAI2 Antenna>

LTE Band 66 / 10+10MHz / QPSK									
Channel	Frequency (MHz)	EIRP (dBm)	Limit (dBm)	Over Limit (dB)	SPA Reading (dBm)	S.G. Power (dBm)	TX Cable loss (dB)	TX Antenna Gain (dBi)	Polarization (H/V)
Lowest	3438	-36.54	-13	-23.54	-59.16	-43.36	5.68	12.50	H
	5158	-30.25	-13	-17.25	-58.76	-35.26	7.56	12.56	H
	6877	-32.12	-13	-19.12	-65.34	-35.75	8.46	12.09	H
	8597	-38.13	-13	-25.13	-74.54	-40.45	9.38	11.71	H
	10316	-34.36	-13	-21.36	-75.26	-35.14	10.27	11.05	H
	12035	-27.43	-13	-14.43	-72.25	-29.12	11.20	12.90	H
									H
	3438	-38.51	-13	-25.51	-61.06	-45.33	5.68	12.50	V
	5158	-27.83	-13	-14.83	-56.21	-32.84	7.56	12.56	V
	6877	-39.29	-13	-26.29	-72.41	-42.92	8.46	12.09	V
	8597	-39.87	-13	-26.87	-75.85	-42.19	9.38	11.71	V
	10316	-35.71	-13	-22.71	-75.8	-36.49	10.27	11.05	V
	12035	-30.01	-13	-17.01	-73.41	-31.70	11.20	12.90	V
									V
Middle	3509	-35.86	-13	-22.86	-59.04	-42.46	5.75	12.35	H
	5263	-28.51	-13	-15.51	-56.99	-34.16	7.60	13.25	H
	7018	-38.35	-13	-25.35	-72.34	-41.58	8.56	11.79	H
	8772	-38.21	-13	-25.21	-75.17	-40.08	9.48	11.36	H
	10527	-33.70	-13	-20.70	-75.03	-34.12	10.43	10.85	H
	12281	-25.85	-13	-12.85	-70.83	-27.65	11.36	13.16	H
									H
	3509	-36.63	-13	-23.63	-59.71	-43.23	5.75	12.35	V
	5263	-21.60	-13	-8.60	-49.99	-27.25	7.60	13.25	V
	7018	-38.38	-13	-25.38	-72.62	-41.61	8.56	11.79	V
	8772	-37.12	-13	-24.12	-73.1	-38.99	9.48	11.36	V
	10527	-35.47	-13	-22.47	-75.87	-35.89	10.43	10.85	V
	12281	-30.84	-13	-17.84	-74.29	-32.64	11.36	13.16	V

Highest	3539	-37.37	-13	-24.37	-60.47	-43.76	5.78	12.17	H
	5308	-33.22	-13	-20.22	-61.83	-39.03	7.62	13.43	H
	7078	-41.23	-13	-28.23	-75.41	-44.14	8.58	11.49	H
	8847	-37.52	-13	-24.52	-74.83	-39.20	9.52	11.21	H
	10617	-33.25	-13	-20.25	-74.73	-33.77	10.46	10.98	H
	12386	-28.52	-13	-15.52	-73.58	-30.38	11.43	13.29	H
									H
	3539	-33.67	-13	-20.67	-56.65	-40.06	5.78	12.17	V
	5308	-31.92	-13	-18.92	-60.4	-37.73	7.62	13.43	V
	7078	-40.43	-13	-27.43	-74.93	-43.34	8.58	11.49	V
	8847	-39.65	-13	-26.65	-75.87	-41.33	9.52	11.21	V
	10617	-34.62	-13	-21.62	-75.11	-35.14	10.46	10.98	V
	12386	-30.60	-13	-17.60	-74.07	-32.46	11.43	13.29	V
									V

Remark: Spurious emissions within 30-1000MHz were found more than 20dB below limit line.

LTE Band 66C CA

<OAI2 Antenna>

LTE Band 66 / 20+20MHz / QPSK									
Channel	Frequency (MHz)	EIRP (dBm)	Limit (dBm)	Over Limit (dB)	SPA Reading (dBm)	S.G. Power (dBm)	TX Cable loss (dB)	TX Antenna Gain (dBi)	Polarization (H/V)
Lowest	3457	-35.22	-13	-22.22	-58.01	-42.01	5.70	12.49	H
	5186	-32.52	-13	-19.52	-60.91	-37.74	7.57	12.79	H
	6915	-39.61	-13	-26.61	-73.05	-43.09	8.49	11.97	H
	8644	-39.32	-13	-26.32	-75.88	-41.52	9.41	11.61	H
	10373	-34.30	-13	-21.30	-75.32	-34.87	10.32	10.88	H
	12102	-27.10	-13	-14.10	-71.97	-28.56	11.25	12.71	H
									H
	3457	-40.36	-13	-27.36	-63.08	-47.15	5.70	12.49	V
	5186	-31.70	-13	-18.70	-60.02	-36.92	7.57	12.79	V
	6915	-33.61	-13	-20.61	-67.06	-37.09	8.49	11.97	V
	8644	-39.88	-13	-26.88	-75.87	-42.08	9.41	11.61	V
	10373	-33.21	-13	-20.21	-73.39	-33.78	10.32	10.88	V
	12102	-25.23	-13	-12.23	-68.65	-26.69	11.25	12.71	V
									V
Middle	3508	-39.00	-13	-26.00	-62.23	-45.60	5.75	12.35	H
	5262	-33.36	-13	-20.36	-61.84	-39.01	7.60	13.25	H
	7016	-40.13	-13	-27.13	-74.11	-43.38	8.56	11.80	H
	8770	-39.22	-13	-26.22	-76.19	-41.10	9.48	11.36	H
	10524	-33.93	-13	-20.93	-75.38	-34.35	10.43	10.85	H
	12278	-28.63	-13	-15.63	-73.72	-30.43	11.36	13.16	H
									H
	3508	-40.84	-13	-27.84	-64.04	-47.44	5.75	12.35	V
	5262	-36.03	-13	-23.03	-64.52	-41.68	7.60	13.25	V
	7016	-37.24	-13	-24.24	-71.58	-40.49	8.56	11.80	V
	8770	-40.00	-13	-27.00	-76.02	-41.88	9.48	11.36	V
	10524	-35.05	-13	-22.05	-75.56	-35.47	10.43	10.85	V
	12278	-28.09	-13	-15.09	-71.57	-29.89	11.36	13.16	V

Highest	3518	-35.91	-13	-22.91	-59.07	-42.45	5.76	12.29	H
	5277	-31.80	-13	-18.80	-60.33	-37.50	7.61	13.31	H
	7036	-41.40	-13	-28.40	-75.44	-44.52	8.57	11.68	H
	8795	-39.03	-13	-26.03	-76.07	-40.84	9.50	11.31	H
	10554	-34.94	-13	-21.94	-76.32	-35.41	10.44	10.91	H
	12313	-29.29	-13	-16.29	-74.3	-31.12	11.38	13.21	H
									H
	3518	-39.75	-13	-26.75	-62.81	-46.29	5.76	12.29	V
	5277	-33.31	-13	-20.31	-61.73	-39.01	7.61	13.31	V
	7036	-36.85	-13	-23.85	-71.16	-39.97	8.57	11.68	V
	8795	-40.18	-13	-27.18	-76.18	-41.99	9.50	11.31	V
	10554	-35.14	-13	-22.14	-75.56	-35.61	10.44	10.91	V
	12313	-27.28	-13	-14.28	-70.74	-29.11	11.38	13.21	V
									V

Remark: Spurious emissions within 30-1000MHz were found more than 20dB below limit line.

LTE Band 66B CA

<EA2 Antenna>

LTE Band 66 / 10+10MHz / QPSK									
Channel	Frequency (MHz)	EIRP (dBm)	Limit (dBm)	Over Limit (dB)	SPA Reading (dBm)	S.G. Power (dBm)	TX Cable loss (dB)	TX Antenna Gain (dBi)	Polarization (H/V)
Lowest	3438	-42.03	-13	-29.03	-64.65	-48.85	5.68	12.50	H
	5158	-23.78	-13	-10.78	-52.29	-28.79	7.56	12.56	H
	6877	-36.36	-13	-23.36	-69.58	-39.99	8.46	12.09	H
	8597	-38.05	-13	-25.05	-74.46	-40.37	9.38	11.71	H
	10316	-34.89	-13	-21.89	-75.79	-35.67	10.27	11.05	H
	12035	-29.89	-13	-16.89	-74.71	-31.58	11.20	12.90	H
									H
	3438	-40.84	-13	-27.84	-63.39	-47.66	5.68	12.50	V
	5158	-26.80	-13	-13.80	-55.18	-31.81	7.56	12.56	V
	6877	-34.64	-13	-21.64	-67.76	-38.27	8.46	12.09	V
	8597	-35.99	-13	-22.99	-71.97	-38.31	9.38	11.71	V
	10316	-34.75	-13	-21.75	-74.84	-35.53	10.27	11.05	V
	12035	-28.80	-13	-15.80	-72.2	-30.49	11.20	12.90	V
									V
Middle	3509	-40.40	-13	-27.40	-63.58	-47.00	5.75	12.35	H
	5263	-15.75	-13	-2.75	-44.23	-21.40	7.60	13.25	H
	7018	-39.45	-13	-26.45	-73.44	-42.68	8.56	11.79	H
	8772	-34.59	-13	-21.59	-71.55	-36.46	9.48	11.36	H
									H
									H
									H
	3509	-37.50	-13	-24.50	-60.58	-44.10	5.75	12.35	V
	5263	-21.82	-13	-8.82	-50.21	-27.47	7.60	13.25	V
	7018	-35.04	-13	-22.04	-69.28	-38.27	8.56	11.79	V
	8772	-33.66	-13	-20.66	-69.64	-35.53	9.48	11.36	V
									V
									V

Highest	3359	-39.35	-13	-26.35	-62.45	-46.16	5.61	12.42	H
	5308	-26.28	-13	-13.28	-45.89	-32.09	7.62	13.43	H
	7078	-38.87	-13	-25.87	-73.05	-41.78	8.58	11.49	H
	8847	-38.54	-13	-25.54	-75.85	-40.22	9.52	11.21	H
									H
									H
									H
	3359	-38.12	-13	-25.12	-61.1	-44.93	5.61	12.42	V
	5308	-29.04	-13	-16.04	-57.52	-34.85	7.62	13.43	V
	7078	-37.31	-13	-24.31	-71.81	-40.22	8.58	11.49	V
	8847	-37.21	-13	-24.21	-73.43	-38.89	9.52	11.21	V
									V
									V
									V

Remark: Spurious emissions within 30-1000MHz were found more than 20dB below limit line.

LTE Band 66C CA

<EA2 Antenna>

LTE Band 66 / 20+20MHz / QPSK									
Channel	Frequency (MHz)	EIRP (dBm)	Limit (dBm)	Over Limit (dB)	SPA Reading (dBm)	S.G. Power (dBm)	TX Cable loss (dB)	TX Antenna Gain (dBi)	Polarization (H/V)
Lowest	3457	-40.85	-13	-27.85	-63.64	-47.64	5.70	12.49	H
	5186	-28.32	-13	-15.32	-56.71	-33.54	7.57	12.79	H
	6915	-37.39	-13	-24.39	-70.83	-40.87	8.49	11.97	H
	8644	-39.17	-13	-26.17	-75.73	-41.37	9.41	11.61	H
	10373	-31.64	-13	-18.64	-72.66	-32.21	10.32	10.88	H
	12102	-28.35	-13	-15.35	-73.22	-29.81	11.25	12.71	H
									H
	3457	-39.72	-13	-26.72	-62.44	-46.51	5.70	12.49	V
	5186	-28.84	-13	-15.84	-57.16	-34.06	7.57	12.79	V
	6915	-33.55	-13	-20.55	-67	-37.03	8.49	11.97	V
	8644	-39.80	-13	-26.80	-75.79	-42.00	9.41	11.61	V
	10373	-30.98	-13	-17.98	-71.16	-31.55	10.32	10.88	V
	12102	-26.65	-13	-13.65	-70.07	-28.11	11.25	12.71	V
									V
Middle	3508	-41.37	-13	-28.37	-64.55	-47.97	5.75	12.35	H
	5262	-19.63	-13	-6.63	-48.11	-25.28	7.60	13.25	H
	7016	-40.09	-13	-27.09	-74.07	-43.34	8.56	11.80	H
	8770	-30.23	-13	-17.23	-67.18	-32.11	9.48	11.36	H
									H
									H
									H
	3508	-37.91	-13	-24.91	-60.99	-44.51	5.75	12.35	V
	5262	-23.42	-13	-10.42	-51.81	-29.07	7.60	13.25	V
	7016	-36.96	-13	-23.96	-71.19	-40.21	8.56	11.80	V
	8770	-34.79	-13	-21.79	-70.78	-36.67	9.48	11.36	V
									V
									V

Highest	3518	-42.05	-13	-29.05	-65.21	-48.59	5.76	12.29	H
	5277	-23.74	-13	-10.74	-52.27	-29.44	7.61	13.31	H
	7036	-40.72	-13	-27.72	-74.76	-43.84	8.57	11.68	H
									H
									H
									H
									H
	3518	-39.64	-13	-26.64	-62.7	-46.18	5.76	12.29	V
	5277	-22.58	-13	-9.58	-51	-28.28	7.61	13.31	V
	7036	-38.68	-13	-25.68	-72.99	-41.80	8.57	11.68	V
									V
									V
									V
									V

Remark: Spurious emissions within 30-1000MHz were found more than 20dB below limit line.

LTE Band 66B CA

<DA2 Antenna>

LTE Band 66 / 10+10MHz / QPSK									
Channel	Frequency (MHz)	EIRP (dBm)	Limit (dBm)	Over Limit (dB)	SPA Reading (dBm)	S.G. Power (dBm)	TX Cable loss (dB)	TX Antenna Gain (dBi)	Polarization (H/V)
Lowest	3438	-33.37	-13	-20.37	-55.99	-40.19	5.68	12.50	H
	5158	-24.29	-13	-11.29	-52.8	-29.30	7.56	12.56	H
	6877	-33.71	-13	-20.71	-66.93	-37.34	8.46	12.09	H
	8597	-39.52	-13	-26.52	-75.93	-41.84	9.38	11.71	H
	10316	-33.26	-13	-20.26	-74.16	-34.04	10.27	11.05	H
	12035	-29.58	-13	-16.58	-74.4	-31.27	11.20	12.90	H
									H
	3438	-37.91	-13	-24.91	-60.46	-44.73	5.68	12.50	V
	5158	-27.03	-13	-14.03	-55.41	-32.04	7.56	12.56	V
	6877	-35.43	-13	-22.43	-68.55	-39.06	8.46	12.09	V
	8597	-39.65	-13	-26.65	-75.63	-41.97	9.38	11.71	V
	10316	-34.11	-13	-21.11	-74.21	-34.89	10.27	11.05	V
	12035	-28.96	-13	-15.96	-72.37	-30.65	11.20	12.90	V
									V
Middle	3509	-36.41	-13	-23.41	-59.58	-43.01	5.75	12.35	H
	5263	-20.49	-13	-7.49	-48.97	-26.14	7.60	13.25	H
	7018	-38.08	-13	-25.08	-72.07	-41.31	8.56	11.79	H
									H
									H
									H
									H
	3509	-34.70	-13	-21.70	-57.78	-41.30	5.75	12.35	V
	5263	-20.65	-13	-7.65	-49.04	-26.30	7.60	13.25	V
	7018	-36.92	-13	-23.92	-71.16	-40.15	8.56	11.79	V
									V
									V
									V

Highest	3359	-36.11	-13	-23.11	-59.21	-42.92	5.61	12.42	H
	5308	-21.91	-13	-8.91	-50.52	-27.72	7.62	13.43	H
	7078	-38.14	-13	-25.14	-72.32	-41.05	8.58	11.49	H
									H
									H
									H
									H
	3359	-35.15	-13	-22.15	-58.43	-41.96	5.61	12.42	V
	5308	-28.20	-13	-15.20	-56.68	-34.01	7.62	13.43	V
	7078	-40.01	-13	-27.01	-74.51	-42.92	8.58	11.49	V
									V
									V
									V
									V

Remark: Spurious emissions within 30-1000MHz were found more than 20dB below limit line.

LTE Band 66C CA

<DA2 Antenna>

LTE Band 66 / 20+20MHz / QPSK									
Channel	Frequency (MHz)	EIRP (dBm)	Limit (dBm)	Over Limit (dB)	SPA Reading (dBm)	S.G. Power (dBm)	TX Cable loss (dB)	TX Antenna Gain (dBi)	Polarization (H/V)
Lowest	3457	-32.50	-13	-19.50	-55.29	-39.29	5.70	12.49	H
	5186	-20.47	-13	-7.47	-48.86	-25.69	7.57	12.79	H
	6915	-36.21	-13	-23.21	-69.65	-39.69	8.49	11.97	H
	8644	-39.39	-13	-26.39	-75.95	-41.59	9.41	11.61	H
	10373	-34.01	-13	-21.01	-75.03	-34.58	10.32	10.88	H
	12102	-29.83	-13	-16.83	-74.7	-31.29	11.25	12.71	H
									H
	3457	-34.37	-13	-21.37	-57.09	-41.16	5.70	12.49	V
	5186	-26.65	-13	-13.65	-54.97	-31.87	7.57	12.79	V
	6915	-35.84	-13	-22.84	-69.29	-39.32	8.49	11.97	V
	8644	-39.95	-13	-26.95	-75.94	-42.15	9.41	11.61	V
	10373	-33.86	-13	-20.86	-74.04	-34.43	10.32	10.88	V
	12102	-26.72	-13	-13.72	-70.14	-28.18	11.25	12.71	V
									V
Middle	3508	-34.13	-13	-21.13	-57.31	-40.73	5.75	12.35	H
	5262	-23.56	-13	-10.56	-52.04	-29.21	7.60	13.25	H
	7016	-36.80	-13	-23.80	-70.78	-40.05	8.56	11.80	H
									H
									H
									H
									H
	3508	-35.88	-13	-22.88	-58.96	-42.48	5.75	12.35	V
	5262	-27.38	-13	-14.38	-55.77	-33.03	7.60	13.25	V
	7016	-36.29	-13	-23.29	-70.52	-39.54	8.56	11.80	V
									V
									V
									V

Highest	3518	-33.68	-13	-20.68	-56.84	-40.22	5.76	12.29	H
	5277	-23.44	-13	-10.44	-51.97	-29.14	7.61	13.31	H
	7036	-37.03	-13	-24.03	-71.07	-40.15	8.57	11.68	H
									H
									H
									H
									H
	3518	-34.24	-13	-21.24	-57.3	-40.78	5.76	12.29	V
	5277	-26.78	-13	-13.78	-55.2	-32.48	7.61	13.31	V
	7036	-37.18	-13	-24.18	-71.49	-40.30	8.57	11.68	V
									V
									V
									V
									V

Remark: Spurious emissions within 30-1000MHz were found more than 20dB below limit line.

LTE Band 71

<OAI0 Antenna>

LTE Band 71 / 20MHz / QPSK									
Channel	Frequency (MHz)	ERP (dBm)	Limit (dBm)	Over Limit (dB)	SPA Reading (dBm)	S.G. Power (dBm)	TX Cable loss (dB)	TX Antenna Gain (dBi)	Polarization (H/V)
Lowest	1328	-49.32	-13	-36.32	-64.05	-52.70	3.47	6.86	H
	1992	-45.75	-13	-32.75	-61.74	-51.67	4.28	10.20	H
	2656	-54.92	-13	-41.92	-74.91	-60.75	4.97	10.80	H
									H
									H
									H
									H
	1328	-51.08	-13	-38.08	-65.88	-54.46	3.47	6.86	V
	1992	-47.59	-13	-34.59	-64.88	-53.51	4.28	10.20	V
	2656	-55.27	-13	-42.27	-74.75	-61.10	4.97	10.80	V
									V
									V
									V
Middle	1343	-55.25	-13	-42.25	-69.94	-58.64	3.49	6.89	H
	2014	-51.06	-13	-38.06	-68.23	-56.95	4.31	10.20	H
	2686	-54.72	-13	-41.72	-74.89	-60.52	5.00	10.80	H
									H
									H
									H
									H
	1343	-57.20	-13	-44.20	-72.12	-60.59	3.49	6.89	V
	2014	-54.40	-13	-41.40	-71.85	-60.30	4.31	10.20	V
	2686	-55.35	-13	-42.35	-75.05	-61.15	5.00	10.80	V
									V
									V
									V

Highest	1358	-49.16	-13	-36.16	-63.95	-52.63	3.51	6.98	H
	2037	-46.46	-13	-33.46	-63.82	-52.33	4.33	10.20	H
	2716	-54.55	-13	-41.55	-74.77	-60.36	5.02	10.83	H
									H
									H
									H
									H
	1358	-51.62	-13	-38.62	-66.62	-55.09	3.51	6.98	V
	2037	-50.49	-13	-37.49	-68.2	-56.36	4.33	10.20	V
	2716	-54.74	-13	-41.74	-74.64	-60.55	5.02	10.83	V
									V
									V
									V
									V

Remark: Spurious emissions within 30-1000MHz were found more than 20dB below limit line.