FR1 n71 / 10MHz / DFT-S OFDM / Middle Channel / Full RB

PI/2 BPSK

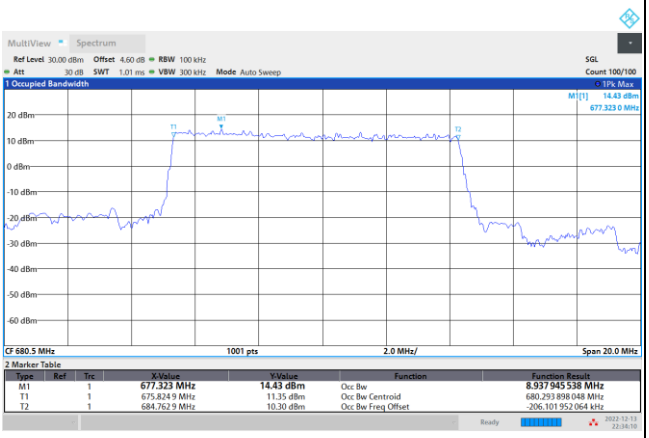

FR1 n71 / 10MHz / CP OFDM / Middle Channel / Full RB

QPSK

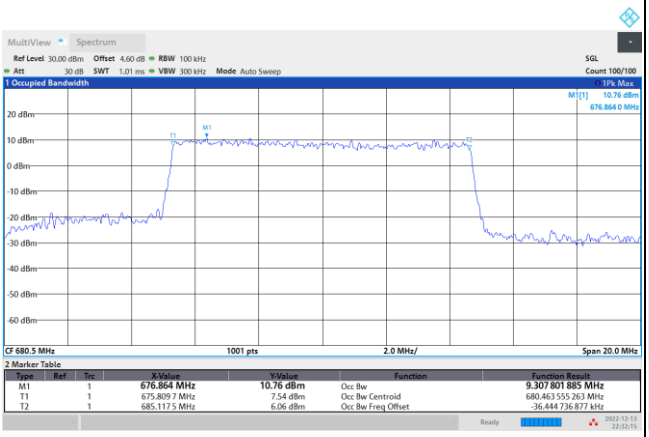

16QAM

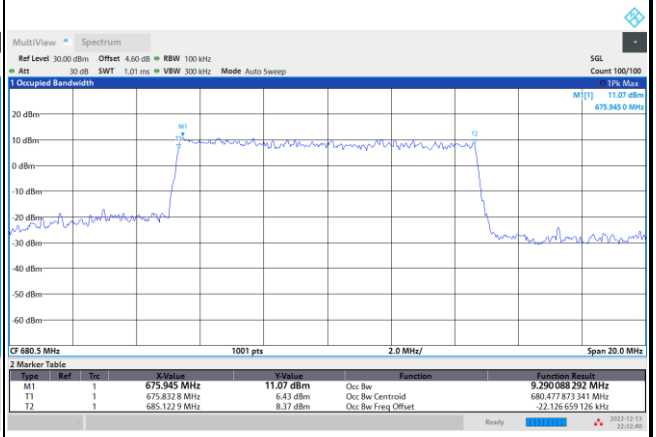

64QAM

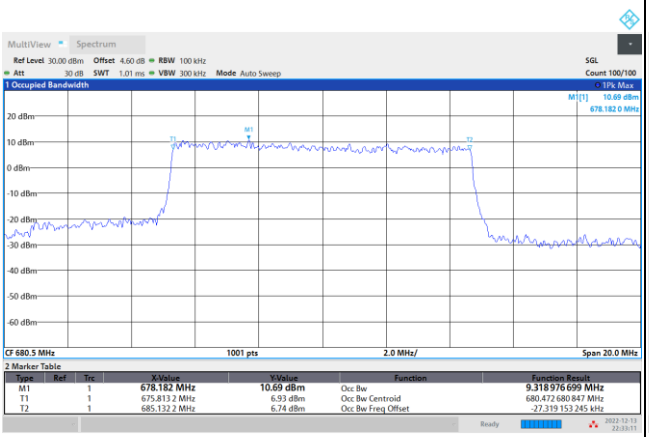

256QAM

FR1 n71 / 15MHz / DFT-S OFDM / Middle Channel / Full RB

PI/2 BPSK

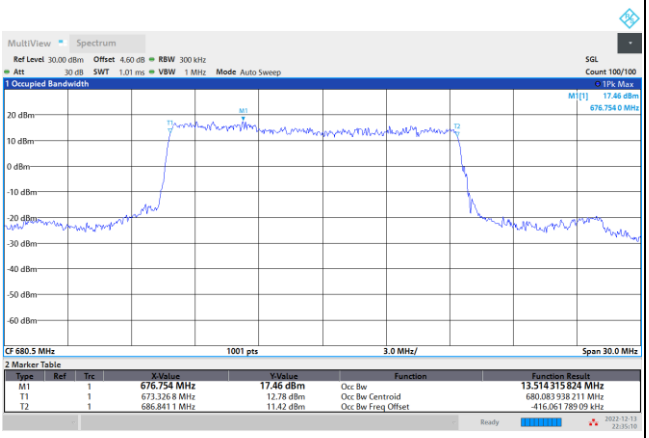

FR1 n71 / 15MHz / CP OFDM / Middle Channel / Full RB

QPSK

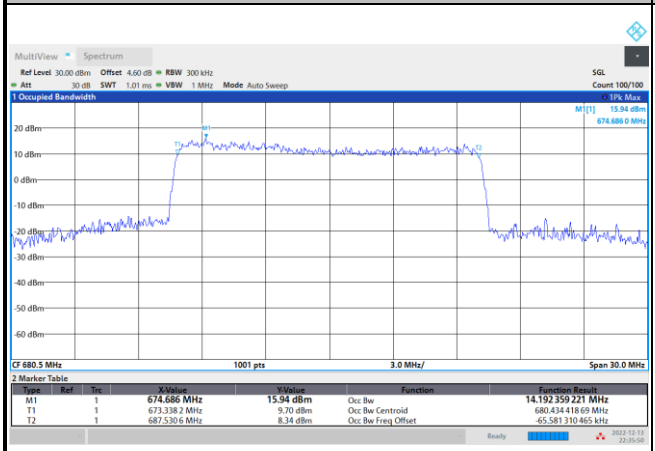

16QAM

64QAM

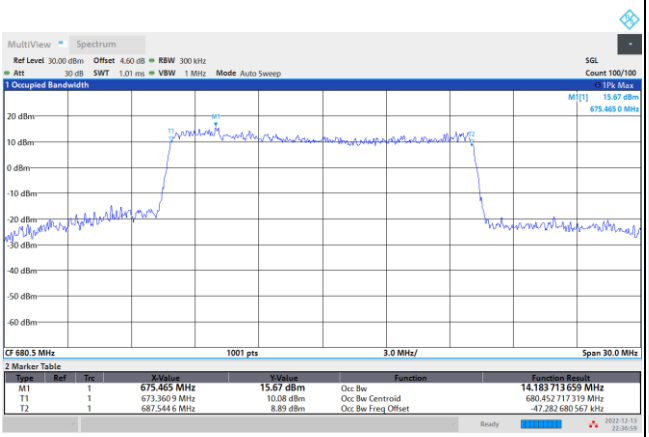

256QAM

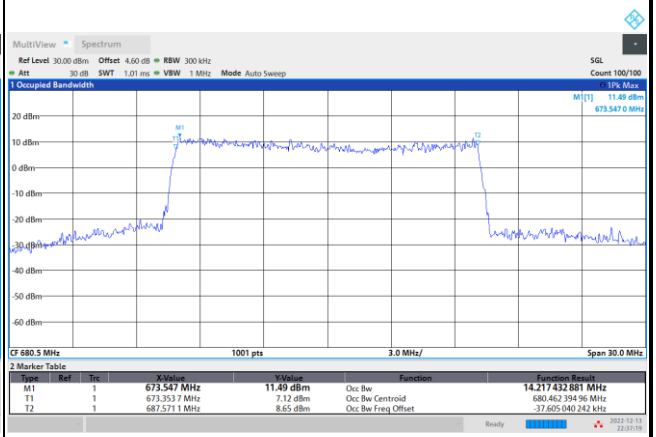

FR1 n71 / 20MHz / DFT-S OFDM / Middle Channel / Full RB

PI/2 BPSK

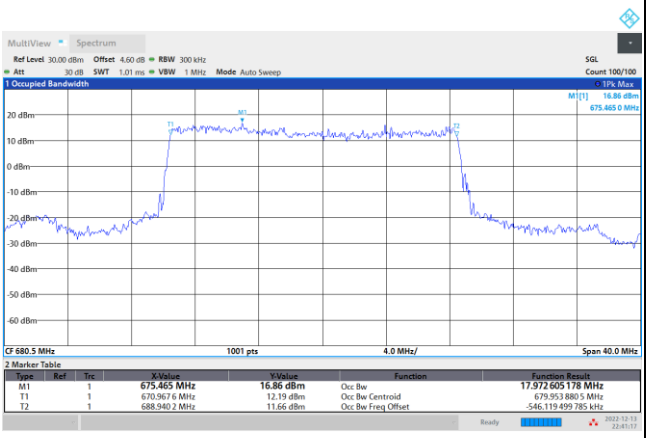

FR1 n71 / 20MHz / CP OFDM / Middle Channel / Full RB

QPSK

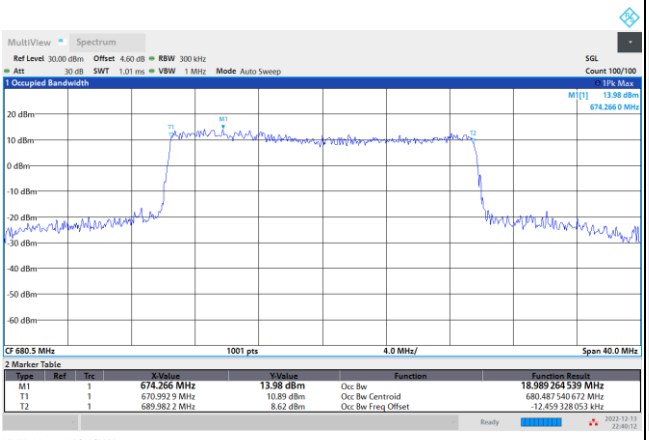

16QAM

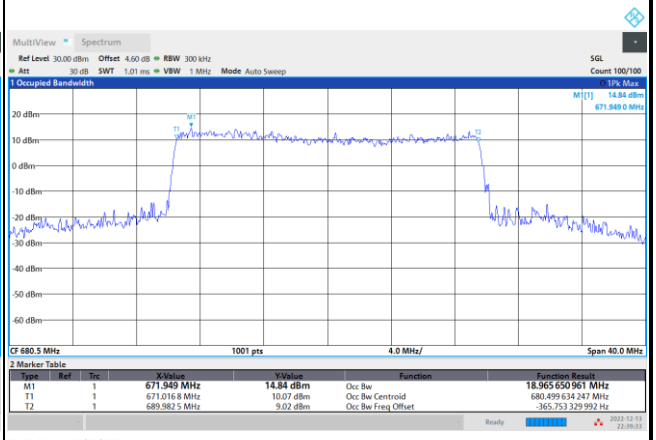

64QAM

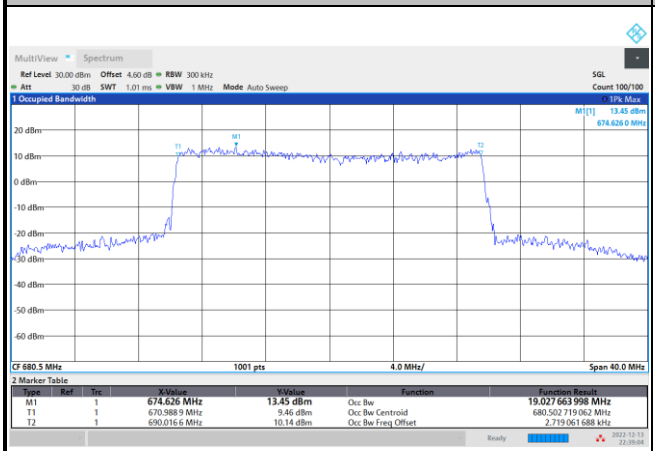

256QAM

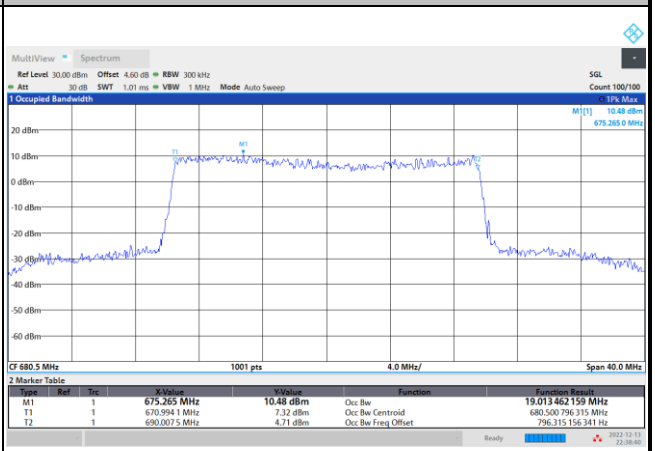

Conducted Band Edge

FR1 n71 / 5MHz / DFT-S OFDM / PI/2 BPSK

Lowest Band Edge / 1RB0

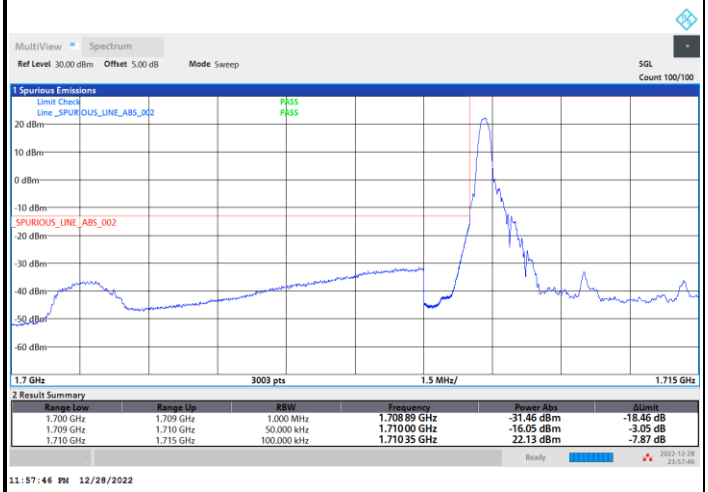

Highest Band Edge / 1RBmax

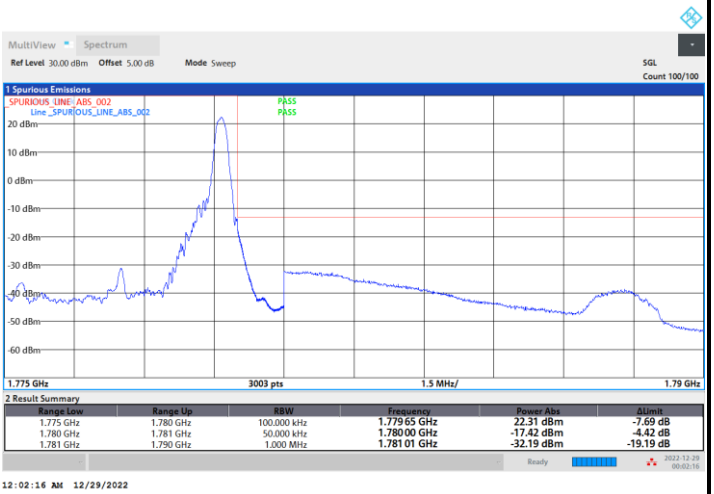

Lowest Band Edge / Full RB

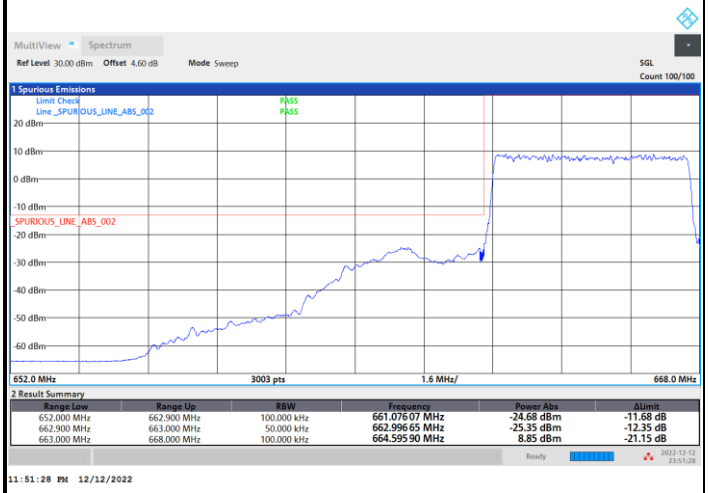

Highest Band Edge / Full RB

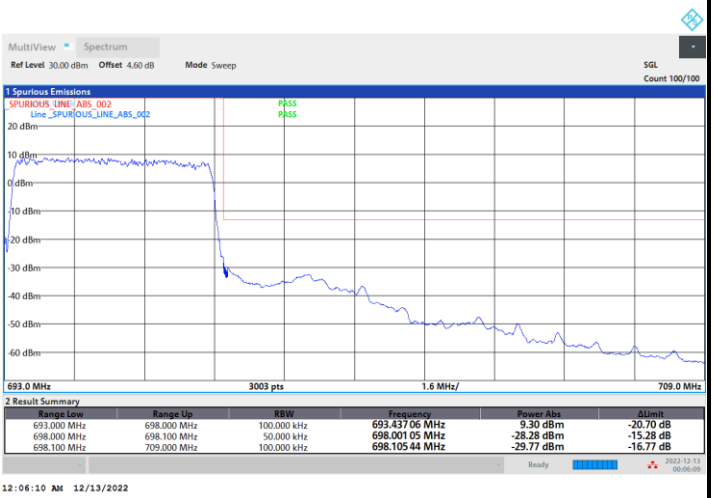

FR1 n71 / 5MHz / DFT-S OFDM / QPSK

Lowest Band Edge / 1RB0

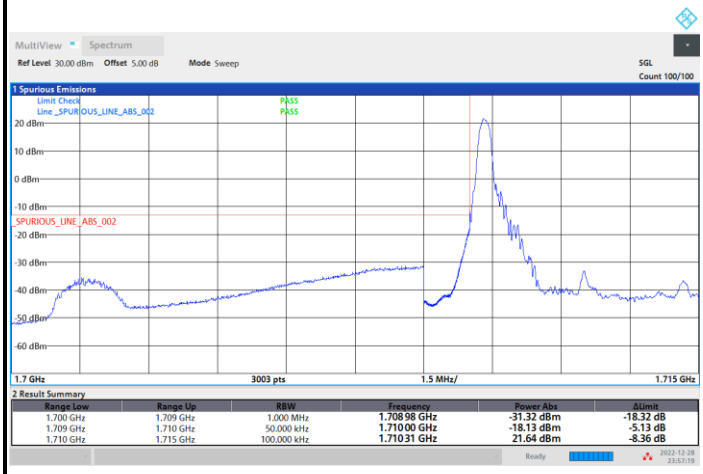

Highest Band Edge / 1RBmax

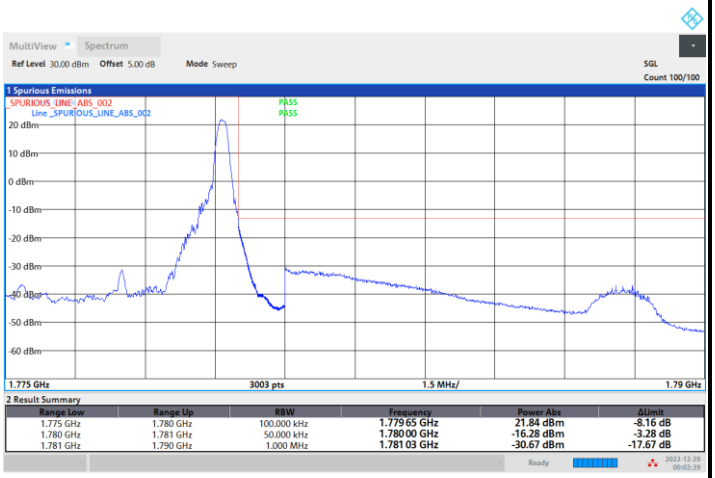

Lowest Band Edge / Full RB

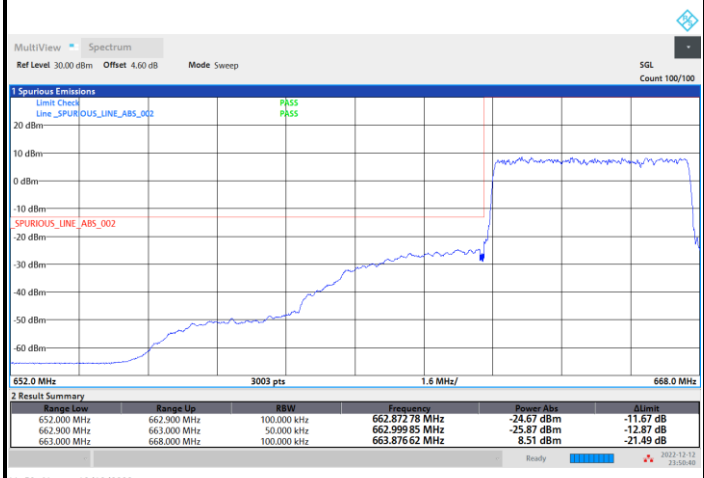

Highest Band Edge / Full RB

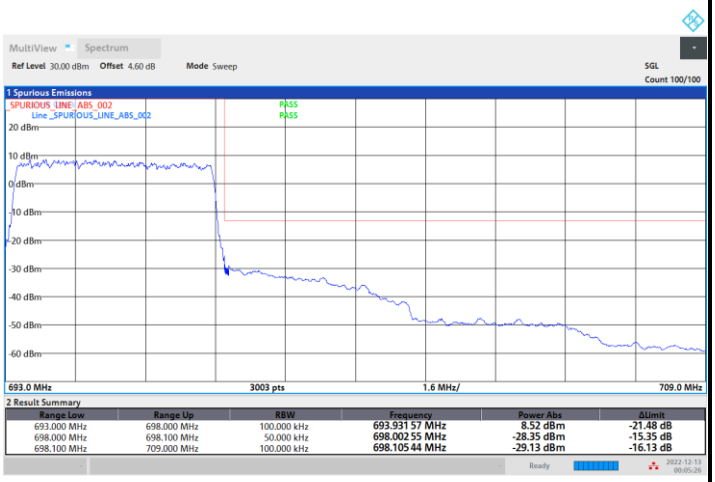

FR1 n71 / 5MHz / DFT-S OFDM / 16QAM

Lowest Band Edge / 1RB0

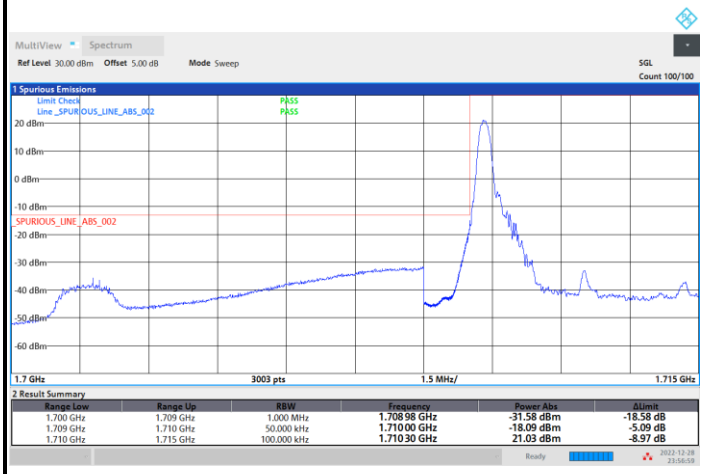

Highest Band Edge / 1RBmax

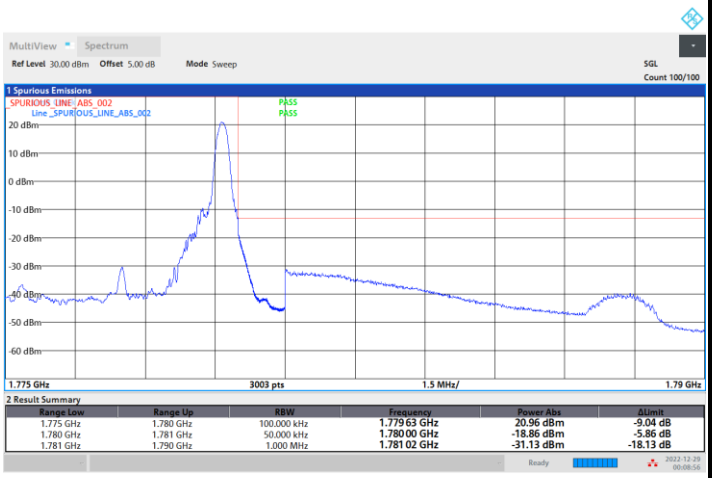

Lowest Band Edge / Full RB

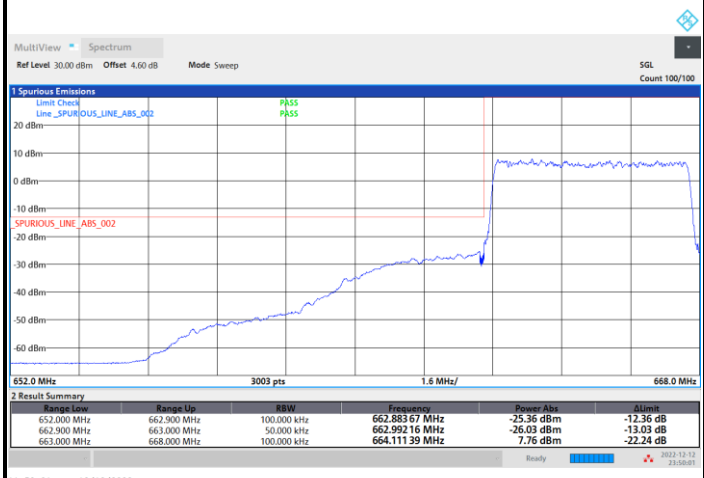

Highest Band Edge / Full RB

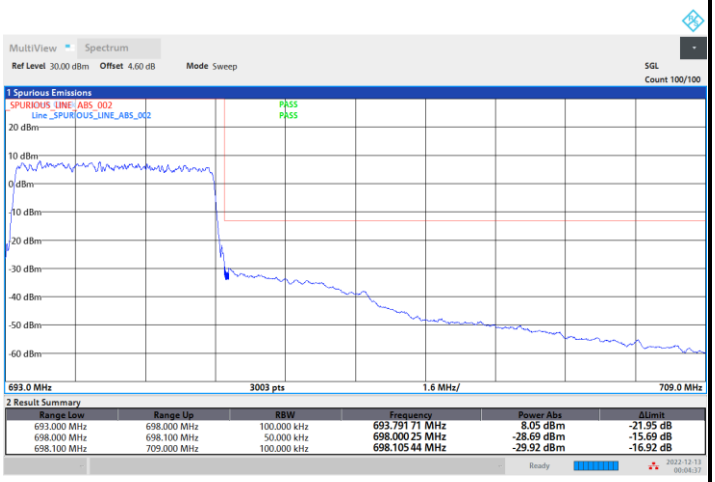

FR1 n71 / 5MHz / DFT-S OFDM / 64QAM

Lowest Band Edge / 1RB0

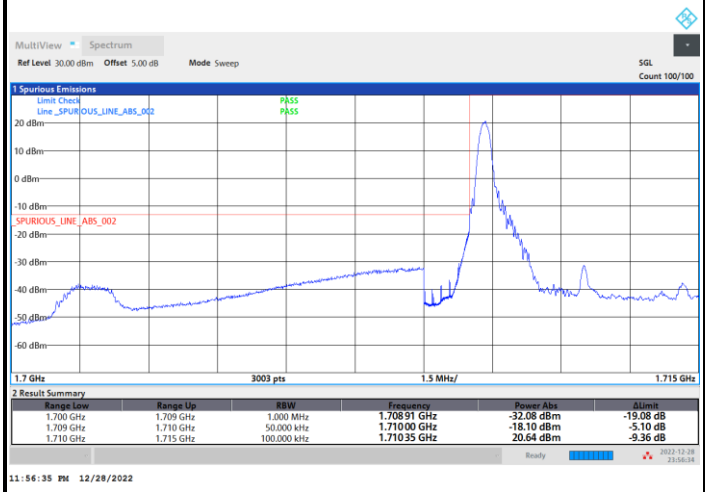

Highest Band Edge / 1RBmax

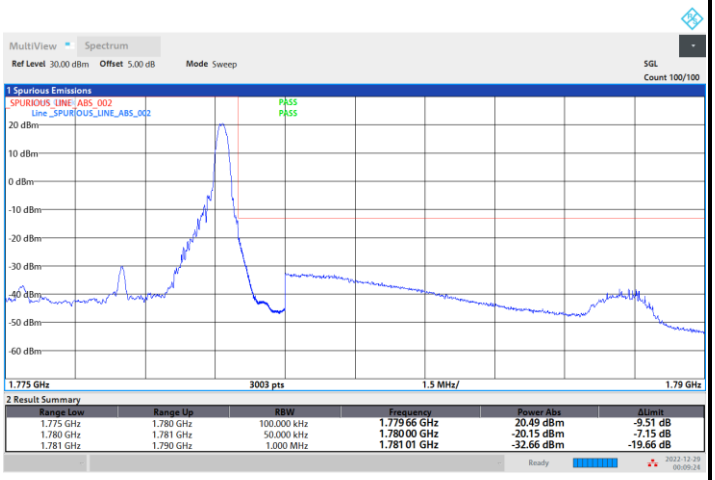

Lowest Band Edge / Full RB

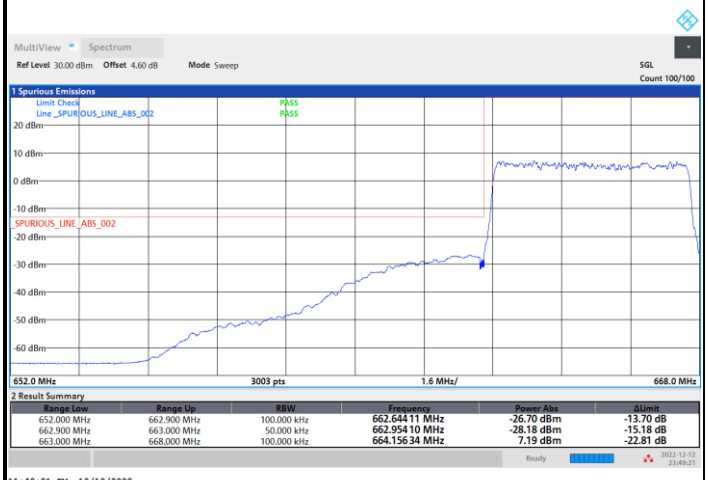

Highest Band Edge / Full RB

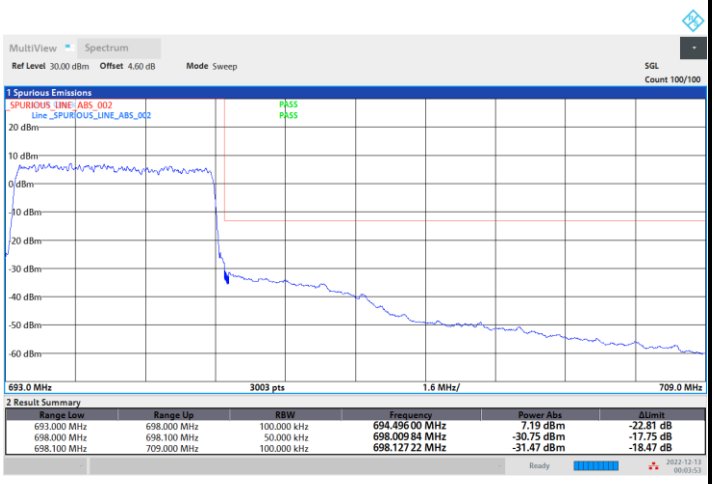

FR1 n71 / 5MHz / DFT-S OFDM / 256QAM

Lowest Band Edge / 1RB0

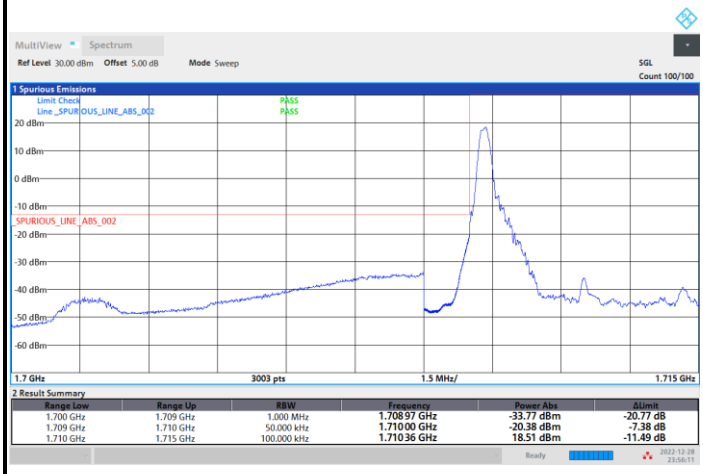

Highest Band Edge / 1RBmax

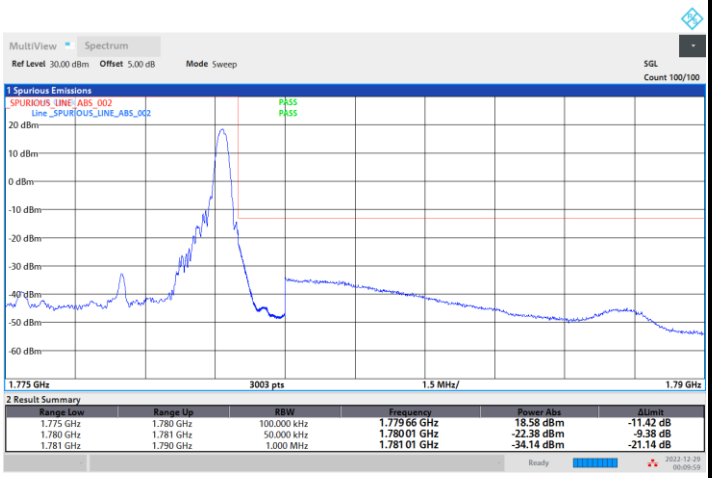

Lowest Band Edge / Full RB

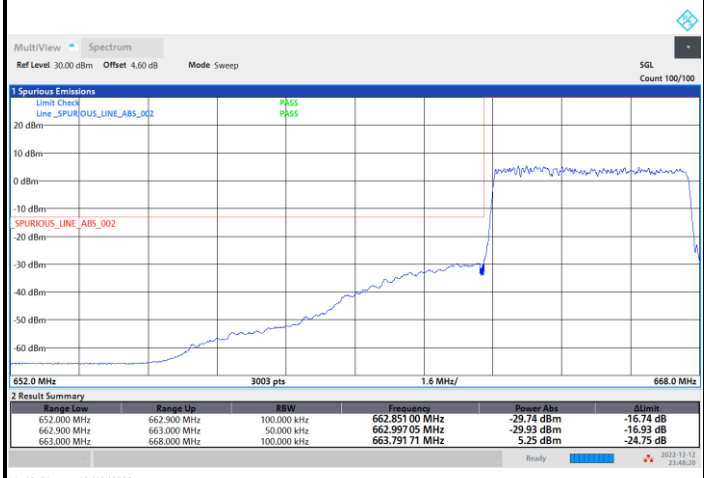

Highest Band Edge / Full RB

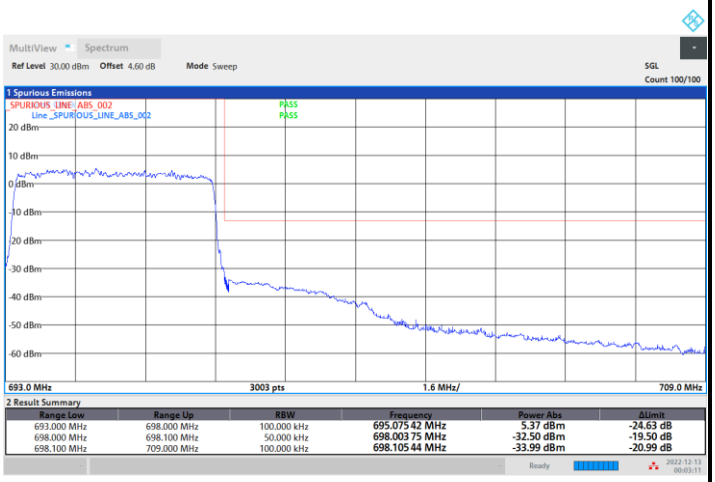

FR1 n71 / 5MHz / CP OFDM / QPSK / Full RB	
Lowest Band Edge	**Highest Band Edge**
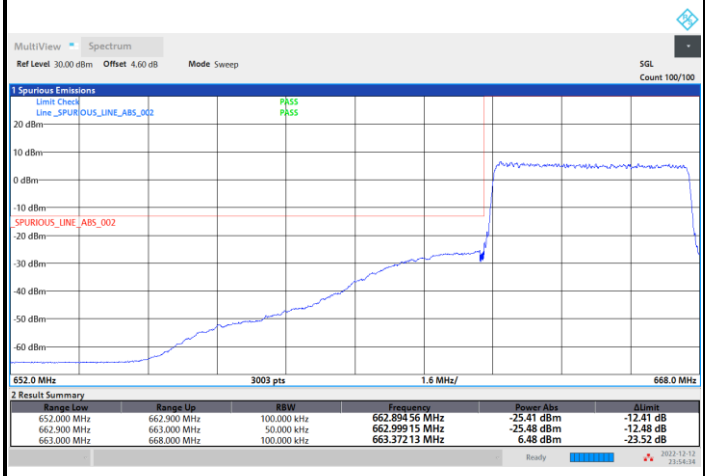	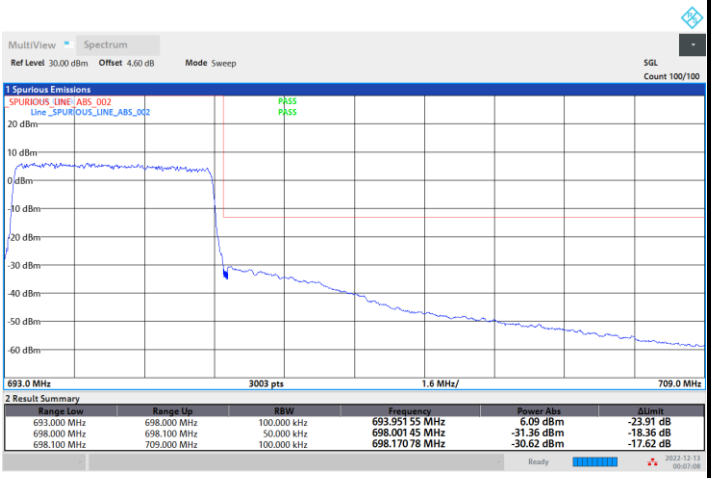

FR1 n71 / 10MHz / DFT-s-OFDM / PI/2 BPSK / Full RB

Lowest Band Edge

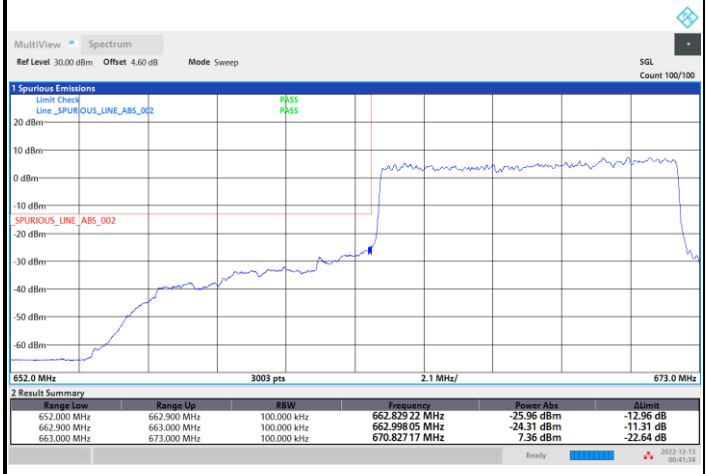

Highest Band Edge

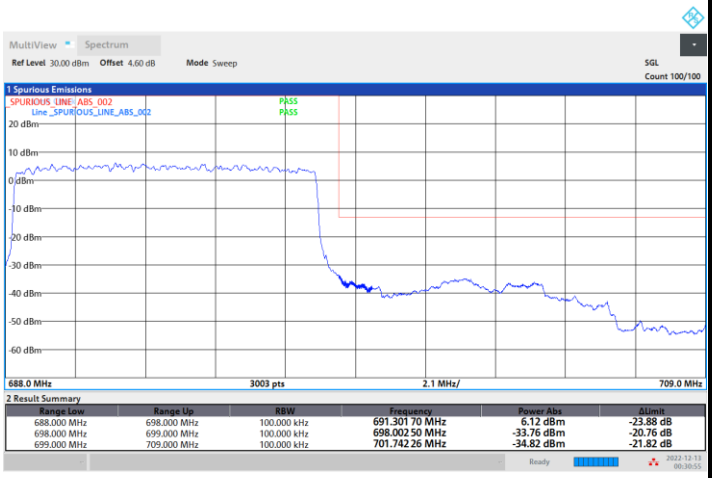

FR1 n71 / 10MHz / DFT-s-OFDM / QPSK / Full RB

Lowest Band Edge

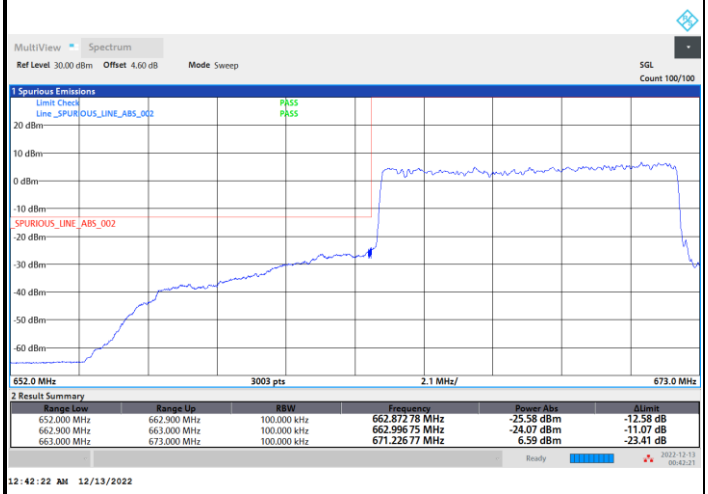

Highest Band Edge

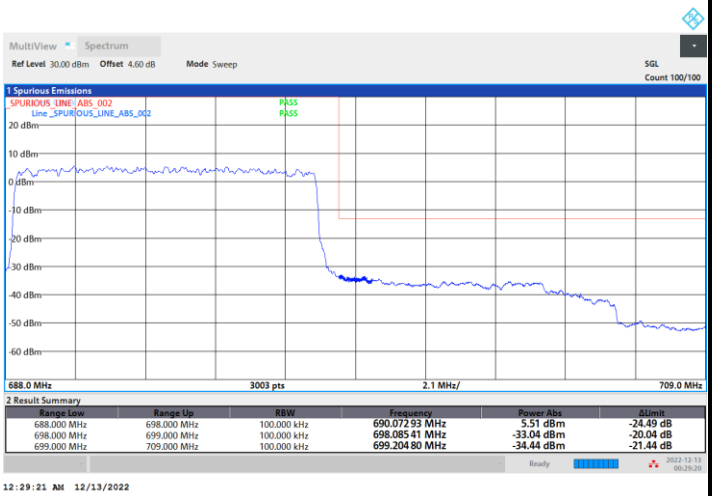

FR1 n71 / 10MHz / DFT-s-OFDM / 16QAM / Full RB

Lowest Band Edge

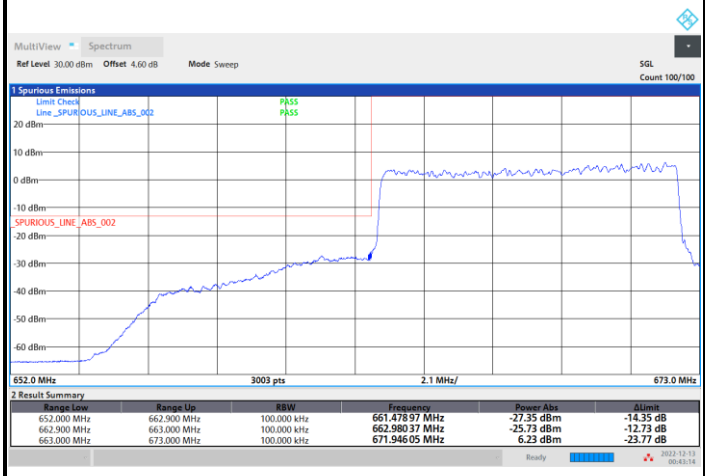

Highest Band Edge

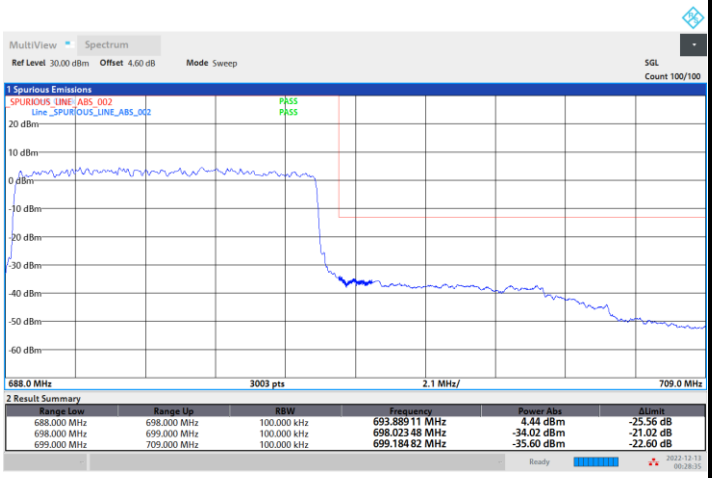

FR1 n71 / 10MHz / DFT-s-OFDM / 64QAM / Full RB

Lowest Band Edge

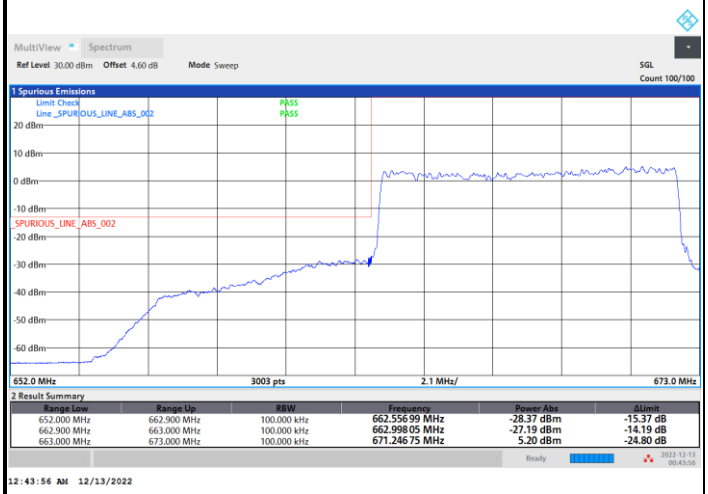

Highest Band Edge

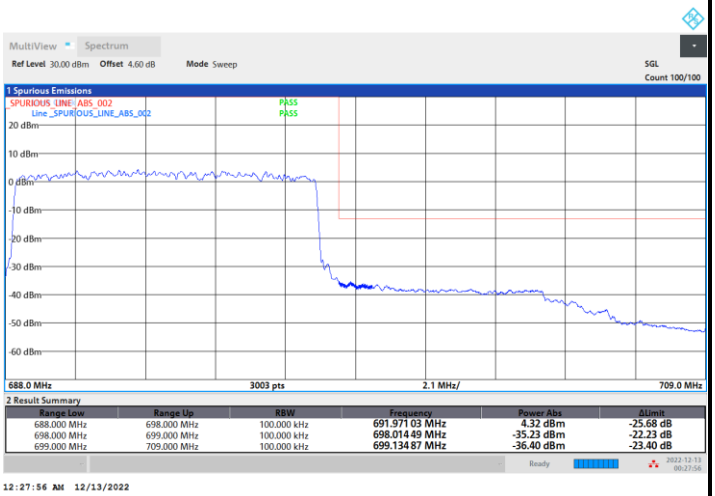

FR1 n71 / 10MHz / DFT-s-OFDM / 256QAM / Full RB

Lowest Band Edge

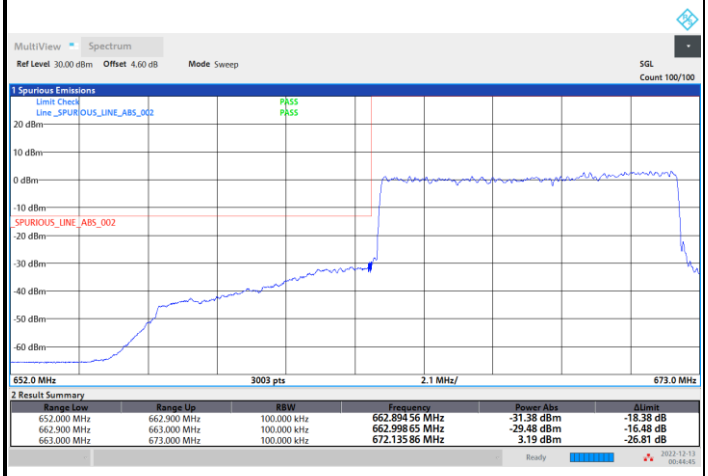

Highest Band Edge

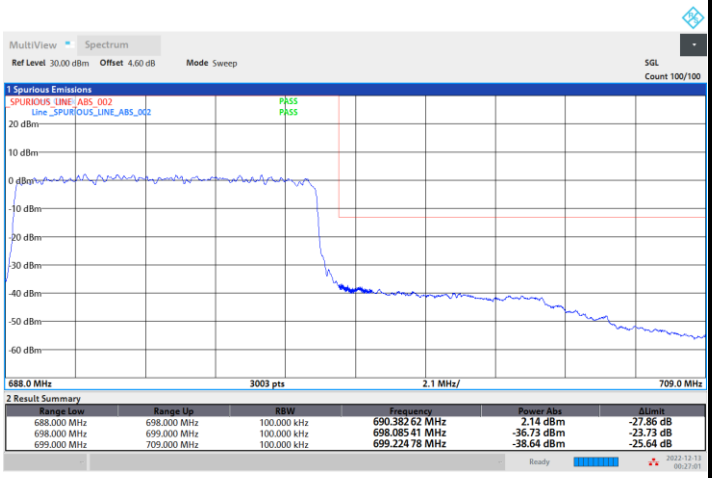

FR1 n71 / 10MHz / CP OFDM / QPSK / Full RB

Lowest Band Edge

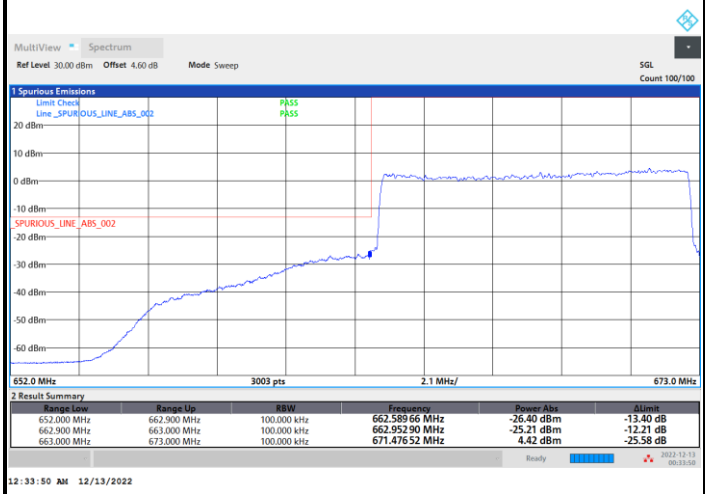

Highest Band Edge

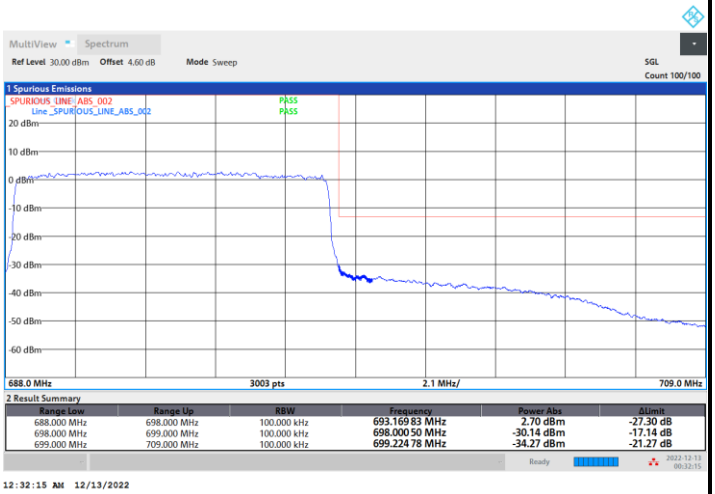

FR1 n71 / 15MHz / DFT-s-OFDM / PI/2 BPSK / Full RB	
Lowest Band Edge	**Highest Band Edge**
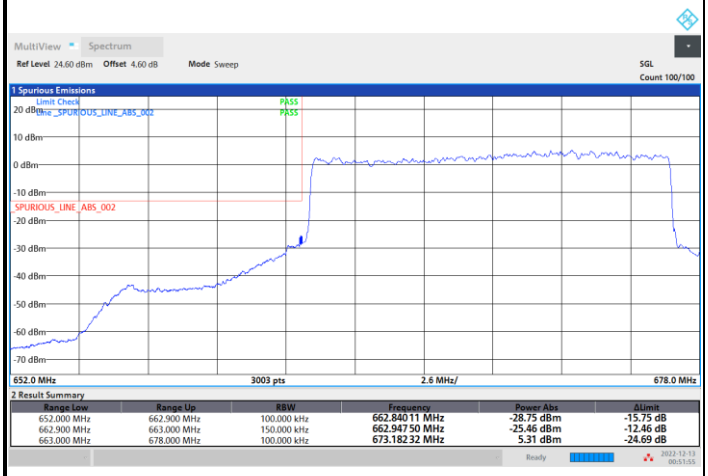	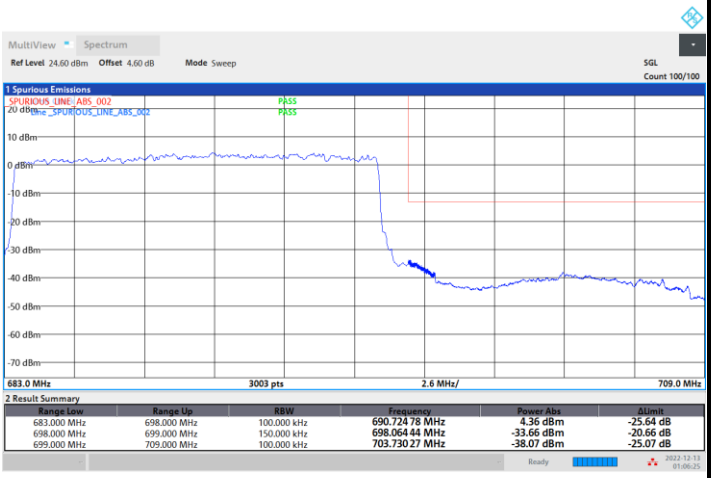

FR1 n71 / 15MHz / DFT-s-OFDM / QPSK / Full RB	
Lowest Band Edge	**Highest Band Edge**
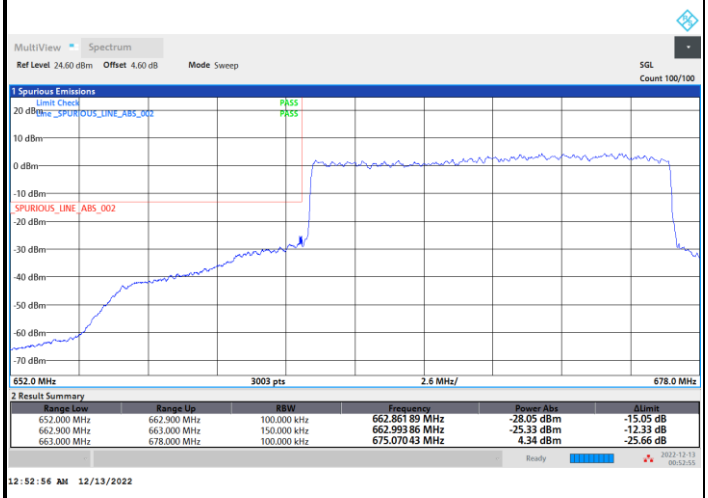	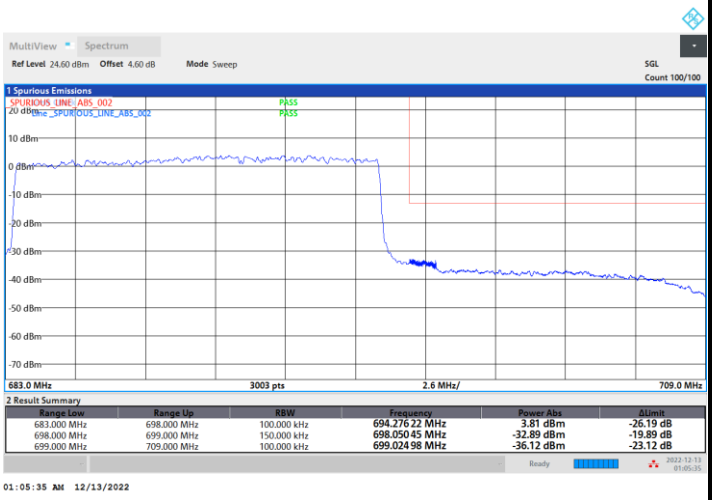

FR1 n71 / 15MHz / DFT-s-OFDM / 16QAM / Full RB

Lowest Band Edge

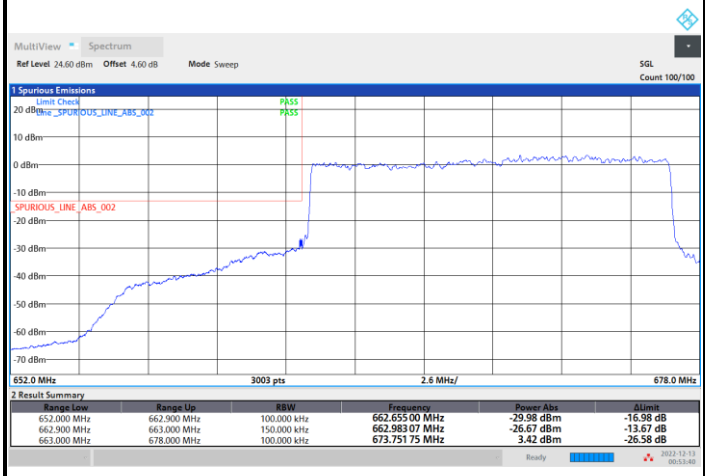

Highest Band Edge

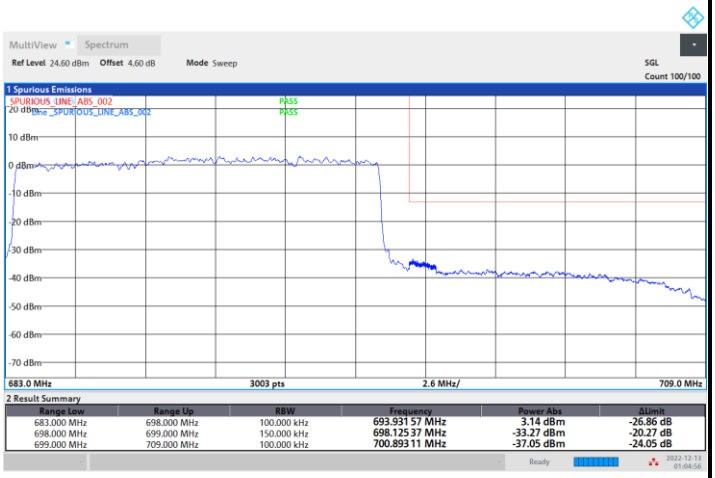

FR1 n71 / 15MHz / DFT-s-OFDM / 64QAM / Full RB

Lowest Band Edge

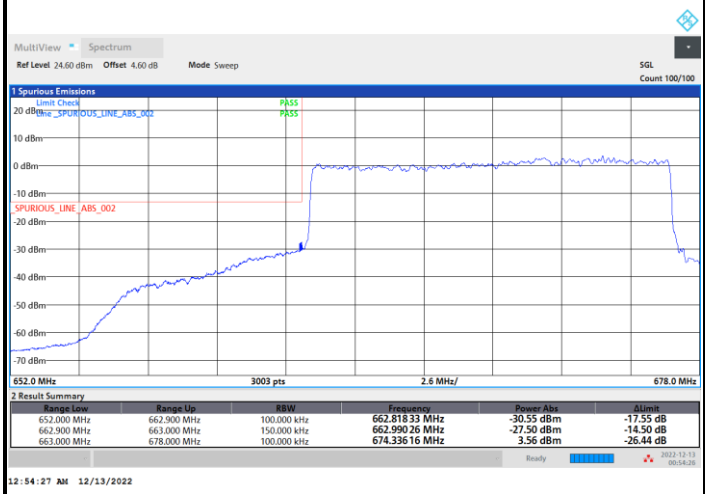

Highest Band Edge

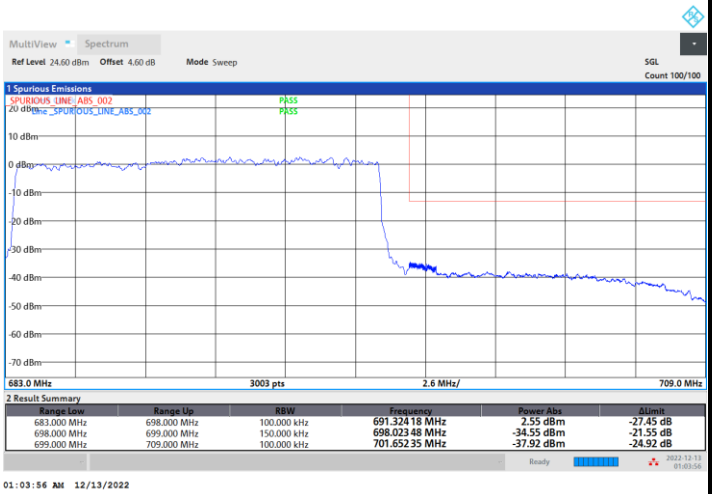

FR1 n71 / 15MHz / DFT-s-OFDM / 256QAM / Full RB

Lowest Band Edge

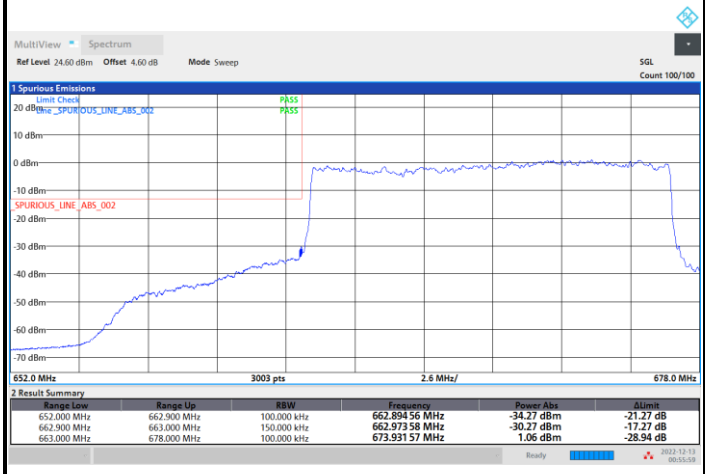

Highest Band Edge

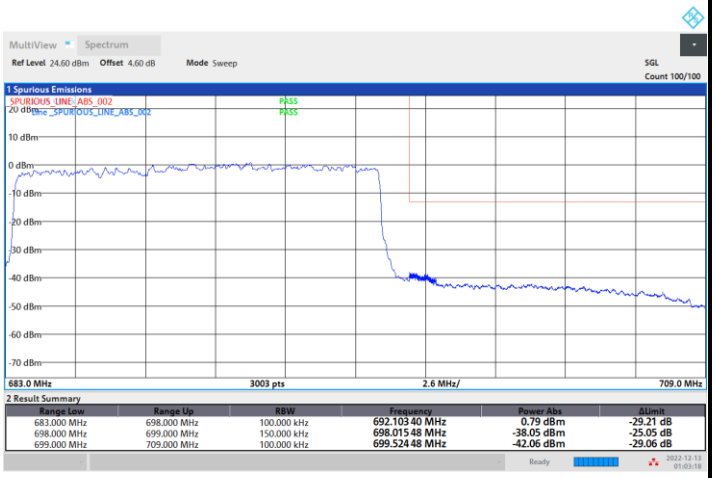

FR1 n71 / 15MHz / CP OFDM / QPSK / Full RB

Lowest Band Edge

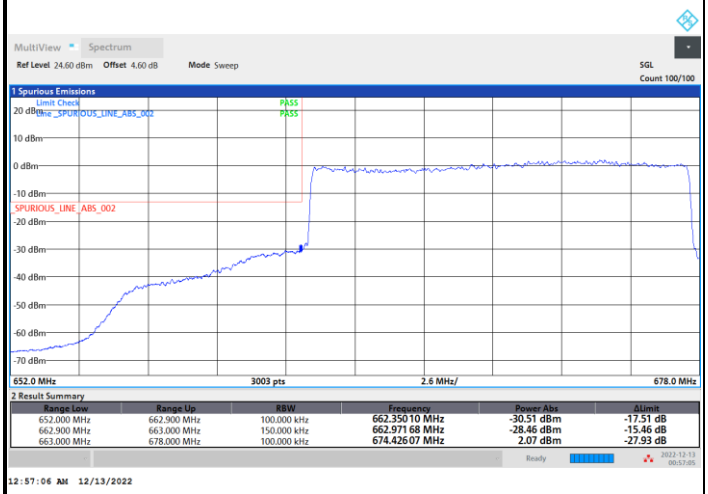

Highest Band Edge

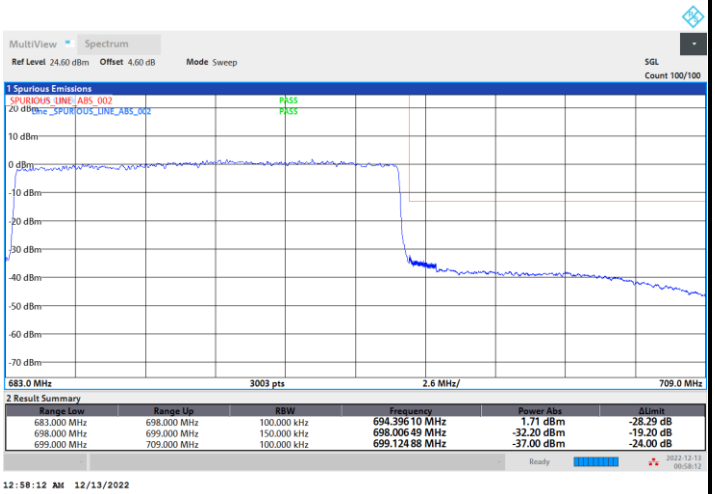

FR1 n71 / 20MHz / DFT-s-OFDM / PI/2 BPSK / Full RB

Lowest Band Edge

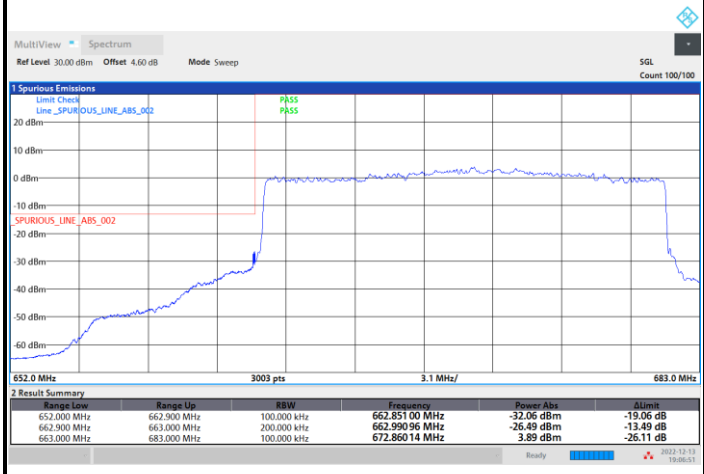

Highest Band Edge

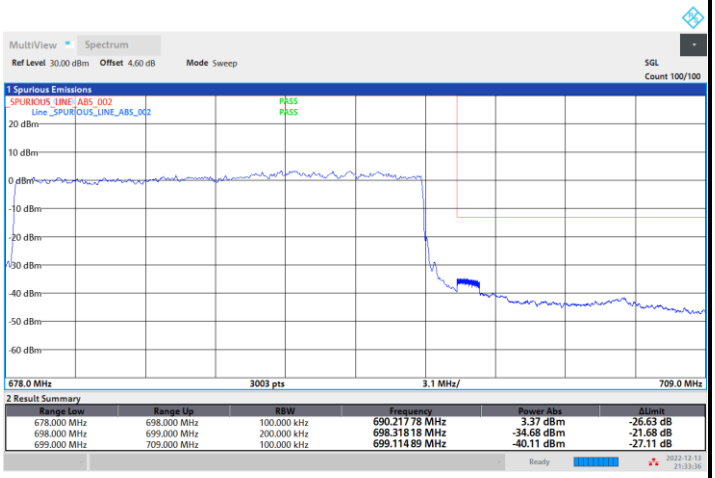

FR1 n71 / 20MHz / DFT-s-OFDM / QPSK / Full RB

Lowest Band Edge

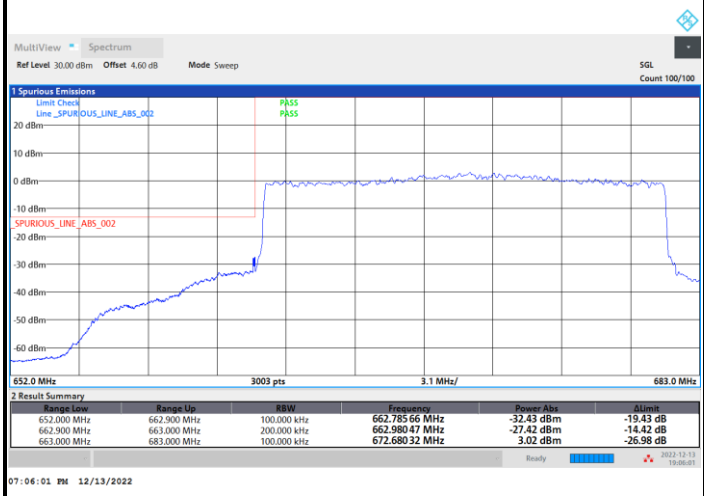

Highest Band Edge

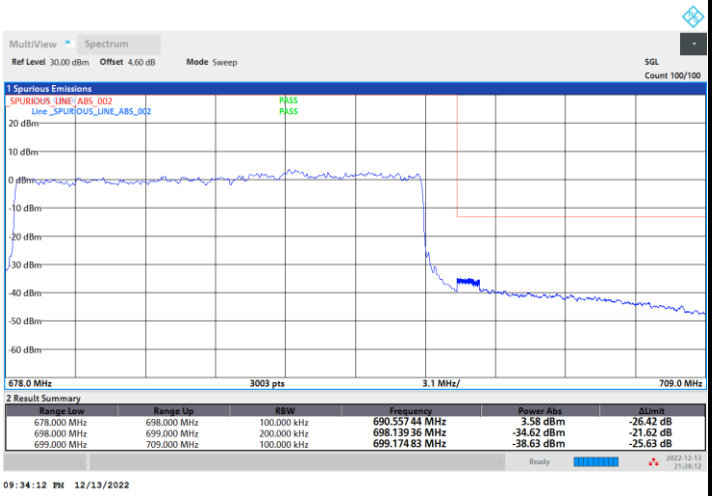

FR1 n71 / 20MHz / DFT-s-OFDM / 16QAM / Full RB

Lowest Band Edge

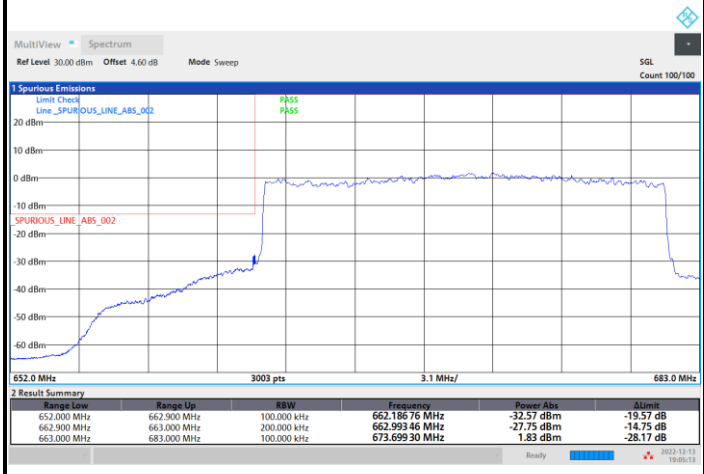

Highest Band Edge

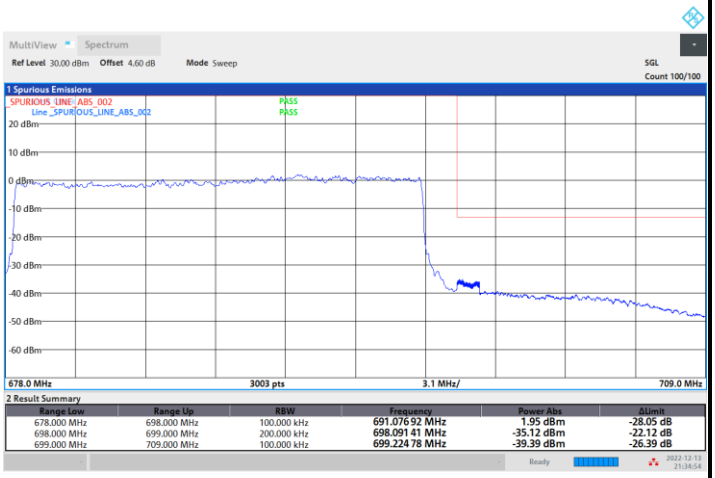

FR1 n71 / 20MHz / DFT-s-OFDM / 64QAM / Full RB

Lowest Band Edge

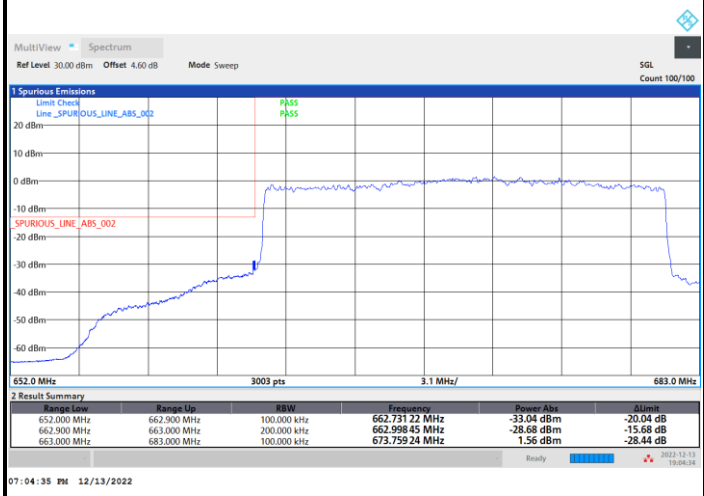

Highest Band Edge

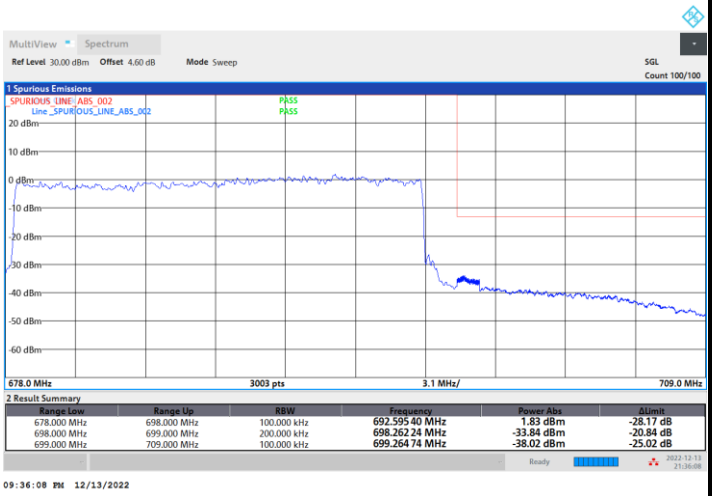

FR1 n71 / 20MHz / DFT-s-OFDM / 256QAM / Full RB

Lowest Band Edge

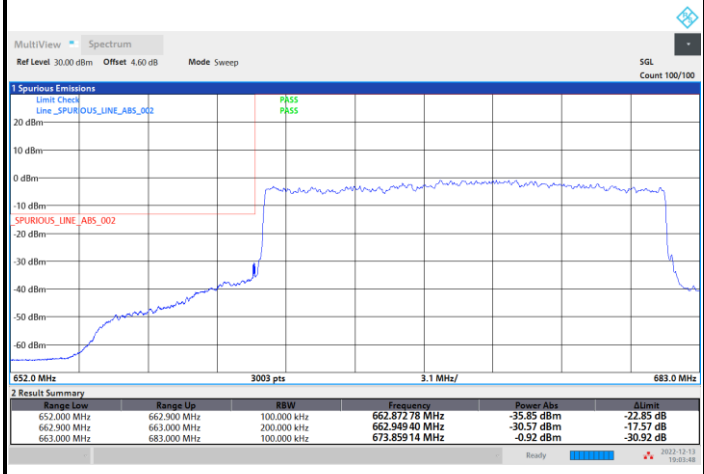

Highest Band Edge

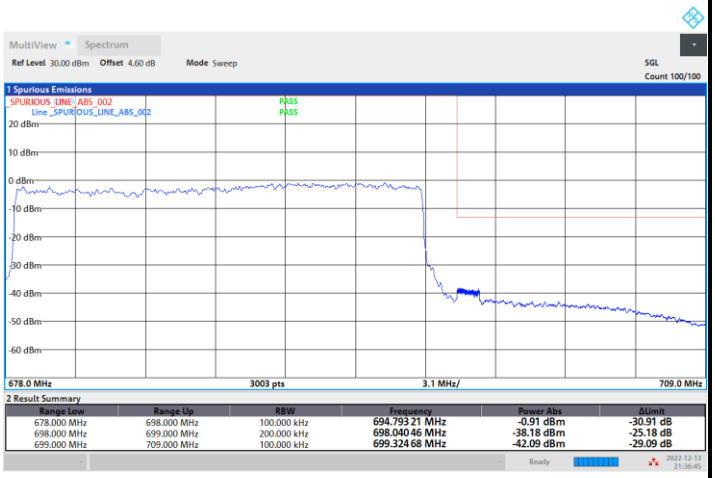

FR1 n71 / 20MHz / CP OFDM / QPSK / Full RB

Lowest Band Edge

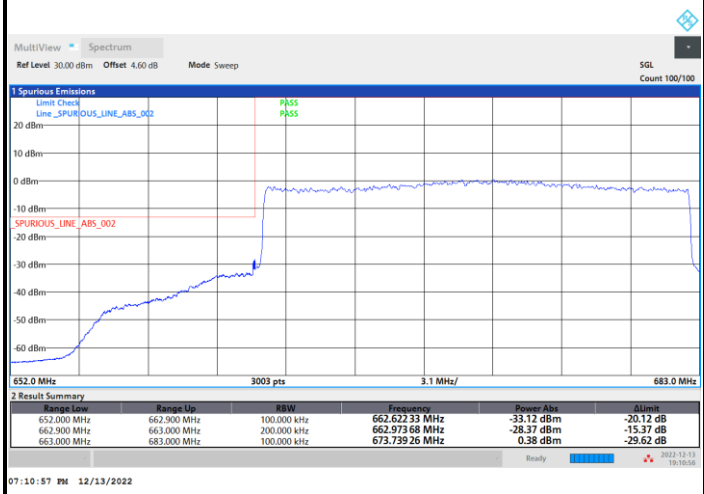

Highest Band Edge

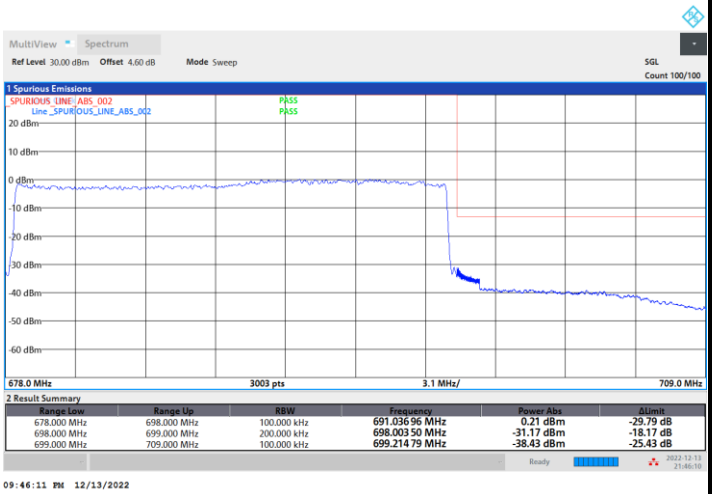

Conducted Spurious Emission

FR1 n71 / 5MHz / DFT-S OFDM / QPSK / 1RB1

Lowest Channel

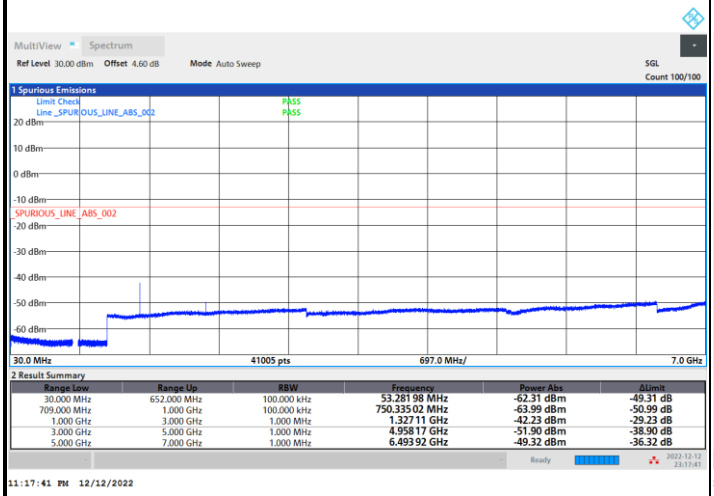

Middle Channel

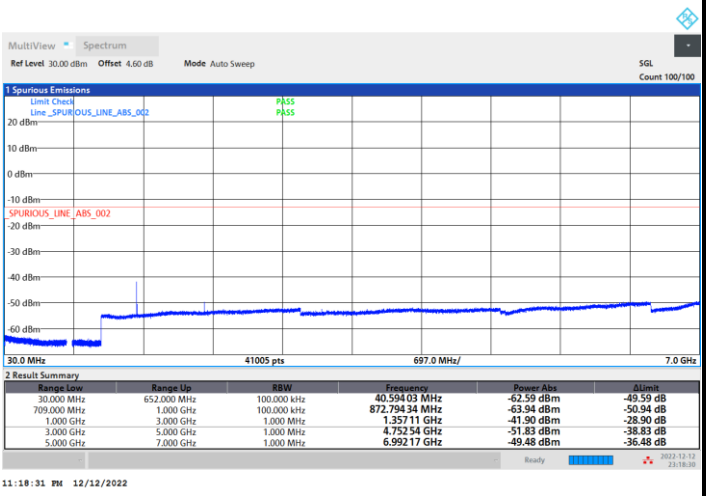

Highest Channel

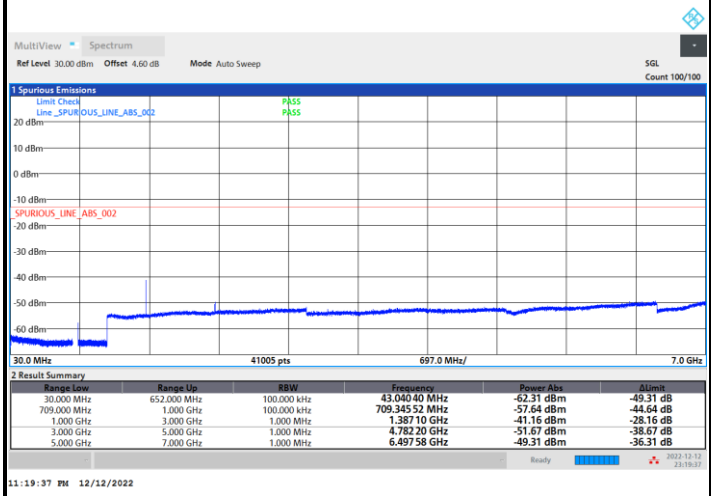

Frequency Stability

Test Conditions		FR1 n71 (PI/2 BPSK) / Middle Channel	Limit
Temperature (°C)	Voltage (Volt)	BW 20MHz	Note 2.
		Deviation (ppm)	Result
50	Normal Voltage	0.0009	PASS
40	Normal Voltage	0.0010	
30	Normal Voltage	0.0009	
20(Ref.)	Normal Voltage	0.0000	
10	Normal Voltage	0.0027	
0	Normal Voltage	0.0025	
-10	Normal Voltage	0.0012	
-20	Normal Voltage	0.0001	
-30	Normal Voltage	0.0017	
20	Maximum Voltage	0.0035	
20	Normal Voltage	0.0000	
20	Battery End Point	0.0027	

Note:

1. Normal Voltage = 4.2 V.；Battery End Point (BEP) = 3.4 V.；Maximum Voltage = 4.3 V.
2. The frequency fundamental emissions stay within the authorized frequency block.

Appendix B. Test Results of Radiated Test

<SISO Mode>

<OAI 0 Antenna>

5G NR n71

5G NR n71 / 20MHz / PI/2 BPSK									
Channel	Frequency (MHz)	ERP (dBm)	Limit (dBm)	Margin (dB)	SPA Reading (dBm)	S.G. Power (dBm)	TX Cable loss (dB)	TX Antenna Gain (dBi)	Polarization (H/V)
Lowest	1328	-58.05	-13	-45.05	-67.35	-59.3	0.84	4.23	H
	1992	-52.96	-13	-39.96	-67.66	-53.6	1.13	3.92	H
	2656	-55.36	-13	-42.36	-72.57	-57.4	1.34	5.52	H
									H
									H
									H
	1328	-57.85	-13	-44.85	-67.53	-59.1	0.84	4.23	V
	1992	-53.56	-13	-40.56	-68.25	-54.2	1.13	3.92	V
	2656	-56.56	-13	-43.56	-74.06	-58.6	1.34	5.52	V
									V
									V
									V
Middle	1344	-59.06	-13	-46.06	-68.81	-60.4	0.84	4.33	H
	2016	-58.54	-13	-45.54	-73.22	-59.2	1.14	3.95	H
	2688	-58.65	-13	-45.65	-75.56	-60.7	1.35	5.55	H
									H
									H
									H
	1344	-60.06	-13	-47.06	-70.31	-61.4	0.84	4.33	V
	2016	-58.14	-13	-45.14	-73.38	-58.8	1.14	3.95	V
	2688	-58.85	-13	-45.85	-76.15	-60.9	1.35	5.55	V
									V
									V
									V

Highest	1360	-54.77	-13	-41.77	-64.4	-56.2	0.85	4.43	H
	2040	-56.68	-13	-43.68	-71.39	-57.4	1.15	4.02	H
	2720	-57.63	-13	-44.63	-74.67	-59.7	1.36	5.58	H
									H
									H
									H
	1360	-58.37	-13	-45.37	-68.25	-59.8	0.85	4.43	V
	2040	-56.18	-13	-43.18	-71.15	-56.9	1.15	4.02	V
	2720	-56.03	-13	-43.03	-74.03	-58.1	1.36	5.58	V
									V
									V
									V

Remark: Spurious emissions within 30-1000MHz were found more than 20dB below limit line.

<OAI 1 Antenna>

5G NR n41_HPUE

5G NR n41_HPUE / 100MHz / PI/2 BPSK									
Channel	Frequency (MHz)	EIRP (dBm)	Limit (dBm)	Margin (dB)	SPA Reading (dBm)	S.G. Power (dBm)	TX Cable loss (dB)	TX Antenna Gain (dBi)	Polarization (H/V)
Lowest	4992	-40.45	-25	-15.45	-64.38	-47.8	2.33	9.68	H
	7494	-48.84	-25	-23.84	-75.53	-58.2	2.43	11.79	H
	9990	-47.59	-25	-22.59	-78.33	-57.1	2.69	12.21	H
									H
									H
									H
	4992	-42.05	-25	-17.05	-65.18	-49.4	2.33	9.68	V
	7494	-48.74	-25	-23.74	-75.86	-58.1	2.43	11.79	V
	9990	-46.29	-25	-21.29	-77.24	-55.8	2.69	12.21	V
									V
									V
									V
Middle	5088	-43.19	-25	-18.19	-66.94	-50.5	2.39	9.70	H
	7632	-49.61	-25	-24.61	-76.72	-59.1	2.39	11.88	H
	10170	-50.13	-25	-25.13	-81.53	-59.7	2.70	12.27	H
									H
									H
									H
	5088	-41.49	-25	-16.49	-64.84	-48.8	2.39	9.70	V
	7632	-49.21	-25	-24.21	-76.46	-58.7	2.39	11.88	V
	10170	-50.53	-25	-25.53	-81.74	-60.1	2.70	12.27	V
									V
									V
									V

Highest	5184	-41.44	-25	-16.44	-65.54	-48.7	2.44	9.70	H
	7776	-50.47	-25	-25.47	-77.79	-60.1	2.34	11.97	H
	10368	-50.25	-25	-25.25	-82.16	-59.9	2.69	12.35	H
									H
									H
									H
	5184	-42.64	-25	-17.64	-66.23	-49.9	2.44	9.70	V
	7776	-47.57	-25	-22.57	-75.69	-57.2	2.34	11.97	V
	10368	-50.25	-25	-25.25	-81.8	-59.9	2.69	12.35	V
									V
									V
									V

Remark: Spurious emissions within 30-1000MHz were found more than 20dB below limit line.

<OAI 2 Antenna>

5G NR n25

5G NR n25 / 40MHz / PI/2 BPSK									
Channel	Frequency (MHz)	EIRP (dBm)	Limit (dBm)	Margin (dB)	SPA Reading (dBm)	S.G. Power (dBm)	TX Cable loss (dB)	TX Antenna Gain (dBi)	Polarization (H/V)
Lowest	3702	-34.48	-13	-21.48	-55.27	-41.05	1.67	8.24	H
	5556	-34.49	-13	-21.49	-59.78	-41.56	2.66	9.72	H
	7404	-43.86	-13	-30.86	-70.87	-53.01	2.46	11.61	H
	9262.5	-42.52	-13	-29.52	-72.78	-52.58	2.54	12.60	H
									H
									H
	3702	-37.89	-13	-24.89	-58.72	-44.46	1.67	8.24	V
	5550	-35.42	-13	-22.42	-60.71	-42.49	2.65	9.72	V
	7398	-48.89	-13	-35.89	-76.06	-58.02	2.46	11.60	V
	9262.5	-45.95	-13	-32.95	-76.58	-56.01	2.54	12.60	V
									V
									V
Middle	3726	-34.88	-13	-21.88	-55.68	-41.48	1.68	8.27	H
	5592	-33.17	-13	-20.17	-58.46	-40.23	2.68	9.74	H
	7458	-40.86	-13	-27.86	-67.87	-50.13	2.44	11.72	H
	9315	-43.19	-13	-30.19	-73.68	-53.21	2.55	12.57	H
									H
									H
	3726	-39.46	-13	-26.46	-60.33	-46.06	1.68	8.27	V
	5592	-34.59	-13	-21.59	-60.04	-41.65	2.68	9.74	V
	7458	-49.32	-13	-36.32	-76.47	-58.59	2.44	11.72	V
	9315	-45.74	-13	-32.74	-76.67	-55.76	2.55	12.57	V
									V
									V

Highest	3750	-33.92	-13	-20.92	-54.65	-40.54	1.68	8.30	H
	5628	-29.62	-13	-16.62	-55.03	-36.67	2.70	9.75	H
	7506	-48.09	-13	-35.09	-75.23	-57.47	2.43	11.80	H
	9378	-42.93	-13	-29.93	-73.85	-52.92	2.56	12.55	H
									H
									H
	3750	-38.91	-13	-25.91	-59.69	-45.53	1.68	8.30	V
	5628	-30.04	-13	-17.04	-55.49	-37.09	2.70	9.75	V
	7506	-49.97	-13	-36.97	-77.28	-59.35	2.43	11.80	V
	9378	-46.16	-13	-33.16	-77.43	-56.15	2.56	12.55	V
									V
									V

Remark: Spurious emissions within 30-1000MHz were found more than 20dB below limit line.

5G NR n41_HPUE

5G NR n41_HPUE / 100MHz / PI/2 BPSK									
Channel	Frequency (MHz)	EIRP (dBm)	Limit (dBm)	Margin (dB)	SPA Reading (dBm)	S.G. Power (dBm)	TX Cable loss (dB)	TX Antenna Gain (dBi)	Polarization (H/V)
Lowest	4992	-41.33	-25	-16.33	-65.2	-48.68	2.33	9.68	H
	7494	-51.46	-25	-26.46	-78.59	-60.82	2.43	11.79	H
	9990	-47.51	-25	-22.51	-78.83	-57.02	2.69	12.21	H
	12492	-44.62	-25	-19.62	-79.56	-54.22	2.80	12.40	H
	14976	-43.58	-25	-18.58	-80.01	-53.56	3.59	13.57	H
									H
	4992	-45.28	-25	-20.28	-69.14	-52.63	2.33	9.68	V
	7494	-47.03	-25	-22.03	-74.34	-56.39	2.43	11.79	V
	9990	-46.49	-25	-21.49	-77.75	-56	2.69	12.21	V
	12492	-48.45	-25	-23.45	-82.64	-58.05	2.80	12.40	V
	14976	-41.84	-25	-16.84	-78.67	-51.82	3.59	13.57	V
									V
Middle	5088	-38.91	-25	-13.91	-63.02	-46.22	2.39	9.70	H
	7632	-49.83	-25	-24.83	-77.33	-59.32	2.39	11.88	H
	10170	-50.16	-25	-25.16	-81.65	-59.73	2.70	12.27	H
	15264	-41.82	-25	-16.82	-78.76	-52.08	3.71	13.97	H
									H
									H
	5088	-38.71	-25	-13.71	-62.54	-46.02	2.39	9.70	V
	7632	-49.53	-25	-24.53	-77.23	-59.02	2.39	11.88	V
	10170	-48.21	-25	-23.21	-80.79	-57.78	2.70	12.27	V
	15264	-44.12	-25	-19.12	-81.08	-54.38	3.71	13.97	V
									V
									V

Highest	5184	-39.96	-25	-14.96	-64.15	-47.22	2.44	9.70	H
	7776	-48.72	-25	-23.72	-76.78	-58.35	2.34	11.97	H
	10368	-46.35	-25	-21.35	-80.66	-56	2.69	12.35	H
	15552	-40.62	-25	-15.62	-77.84	-51.02	3.83	14.23	H
									H
									H
	5184	-44.98	-25	-19.98	-68.97	-52.24	2.44	9.70	V
	7776	-51.19	-25	-26.19	-79.35	-60.82	2.34	11.97	V
	10368	-47.49	-25	-22.49	-79.5	-57.14	2.69	12.35	V
	15552	-44.29	-25	-19.29	-81.54	-54.69	3.83	14.23	V
									V
									V

Remark: Spurious emissions within 30-1000MHz were found more than 20dB below limit line.

5G NR n66

5G NR n66 / 40MHz / PI/2 BPSK									
Channel	Frequency (MHz)	EIRP (dBm)	Limit (dBm)	Margin (dB)	SPA Reading (dBm)	S.G. Power (dBm)	TX Cable loss (dB)	TX Antenna Gain (dBi)	Polarization (H/V)
Lowest	3426	-40.21	-13	-27.21	-60.78	-46.3	1.58	7.67	H
	5136	-22.42	-13	-9.42	-46.44	-29.7	2.42	9.70	H
	6846	-47.92	-13	-34.92	-74.59	-55.9	2.64	10.62	H
	8556	-49.16	-13	-36.16	-78.04	-59.3	2.39	12.52	H
									H
									H
	3426	-39.01	-13	-26.01	-59.26	-45.1	1.58	7.67	V
	5136	-24.02	-13	-11.02	-47.89	-31.3	2.42	9.70	V
	6846	-45.32	-13	-32.32	-72.1	-53.3	2.64	10.62	V
	8556	-48.26	-13	-35.26	-77.63	-58.4	2.39	12.52	V
									V
									V
Middle	3456	-37.68	-13	-24.68	-58.2	-43.9	1.59	7.81	H
	5178	-23.94	-13	-10.94	-47.65	-31.2	2.44	9.70	H
	6906	-41.53	-13	-28.53	-68.49	-49.6	2.62	10.69	H
	8634	-50.65	-13	-37.65	-79.28	-60.8	2.40	12.55	H
	10354.5	-45.55	-13	-32.55	-77.13	-55.2	2.69	12.34	H
									H
	3456	-37.38	-13	-24.38	-58.01	-43.6	1.59	7.81	V
	5178	-26.34	-13	-13.34	-50.31	-33.6	2.44	9.70	V
	6906	-37.43	-13	-24.43	-64.42	-45.5	2.62	10.69	V
	8634	-37.65	-13	-24.65	-78.81	-47.8	2.40	12.55	V
	10354.5	-43.55	-13	-30.55	-74.86	-53.2	2.69	12.34	V
									V

Highest	3486	-37.56	-13	-24.56	-58.47	-43.9	1.60	7.94	H
	5226	-26.27	-13	-13.27	-50	-33.5	2.47	9.70	H
	6966	-46.34	-13	-33.34	-73.22	-54.5	2.60	10.76	H
	8706	-45.04	-13	-32.04	-74.02	-55.2	2.42	12.58	H
									H
									H
	3486	-36.76	-13	-23.76	-57.45	-43.1	1.60	7.94	V
	5226	-29.47	-13	-16.47	-53.09	-36.7	2.47	9.70	V
	6966	-42.14	-13	-29.14	-68.61	-50.3	2.60	10.76	V
	8706	-46.94	-13	-33.94	-75.98	-57.1	2.42	12.58	V
									V
									V

Remark: Spurious emissions within 30-1000MHz were found more than 20dB below limit line.

<OAI 3 Antenna>

5G NR n41_HPUE

5G NR n41_HPUE / 100MHz / PI/2 BPSK									
Channel	Frequency (MHz)	EIRP (dBm)	Limit (dBm)	Margin (dB)	SPA Reading (dBm)	S.G. Power (dBm)	TX Cable loss (dB)	TX Antenna Gain (dBi)	Polarization (H/V)
Lowest	4992	-44.33	-25	-19.33	-68.18	-51.68	2.33	9.68	H
	7494	-51.75	-25	-26.75	-78.79	-61.11	2.43	11.79	H
	9990	-46.82	-25	-21.82	-78.09	-56.33	2.69	12.21	H
	14976	-45.04	-25	-20.04	-81.9	-55.02	3.59	13.57	H
									H
									H
	4998	-48.79	-25	-23.79	-72.49	-56.15	2.34	9.70	V
	7494	-48.96	-25	-23.96	-77.19	-58.32	2.43	11.79	V
	9990	-44.41	-25	-19.41	-75.61	-53.92	2.69	12.21	V
	14976	-43.39	-25	-18.39	-80.15	-53.37	3.59	13.57	V
									V
									V
Middle	5088	-41.27	-25	-16.27	-65.39	-48.58	2.39	9.70	H
	7632	-49.22	-25	-24.22	-76.69	-58.71	2.39	11.88	H
	10170	-50.25	-25	-25.25	-81.71	-59.82	2.70	12.27	H
	15264	-43.75	-25	-18.75	-80.67	-54.01	3.71	13.97	H
									H
									H
	5088	-43.01	-25	-18.01	-66.93	-50.32	2.39	9.70	V
	7632	-48.39	-25	-23.39	-76.03	-57.88	2.39	11.88	V
	10170	-48.54	-25	-23.54	-81.1	-58.11	2.70	12.27	V
	15264	-42.85	-25	-17.85	-79.84	-53.11	3.71	13.97	V
									V
									V

Highest	5184	-45.88	-25	-20.88	-70.05	-53.14	2.44	9.70	H
	7776	-51.69	-25	-26.69	-79.88	-61.32	2.34	11.97	H
	10368	-49.71	-25	-24.71	-81.79	-59.36	2.69	12.35	H
	15552	-42.61	-25	-17.61	-79.7	-53.01	3.83	14.23	H
									H
									H
	5184	-51.82	-25	-26.82	-75.83	-59.08	2.44	9.70	V
	7776	-51.99	-25	-26.99	-80.23	-61.62	2.34	11.97	V
	10368	-49.17	-25	-24.17	-80.89	-58.82	2.69	12.35	V
	15552	-43.47	-25	-18.47	-80.72	-53.87	3.83	14.23	V
									V
									V

Remark: Spurious emissions within 30-1000MHz were found more than 20dB below limit line.

<OAI 4 Antenna>

5G NR n41_HPUE

5G NR n41_HPUE / 100MHz / PI/2 BPSK									
Channel	Frequency (MHz)	EIRP (dBm)	Limit (dBm)	Margin (dB)	SPA Reading (dBm)	S.G. Power (dBm)	TX Cable loss (dB)	TX Antenna Gain (dBi)	Polarization (H/V)
Lowest	4992	-44.42	-25	-19.42	-68.38	-51.77	2.33	9.68	H
	7494	-48.92	-25	-23.92	-75.92	-58.28	2.43	11.79	H
	9990	-48.84	-25	-23.84	-80.21	-58.35	2.69	12.21	H
	14976	-46.34	-25	-21.34	-82.84	-56.32	3.59	13.57	H
									H
									H
	4992	-45.01	-25	-20.01	-68.83	-52.36	2.33	9.68	V
	7494	-49.69	-25	-24.69	-76.98	-59.05	2.43	11.79	V
	9990	-45.61	-25	-20.61	-76.87	-55.12	2.69	12.21	V
	14976	-43.26	-25	-18.26	-80.17	-53.24	3.59	13.57	V
									V
									V
Middle	5088	-40.08	-25	-15.08	-64.18	-47.39	2.39	9.70	H
	7632	-49.12	-25	-24.12	-77.61	-58.61	2.39	11.88	H
	10170	-50.25	-25	-25.25	-81.8	-59.82	2.70	12.27	H
									H
									H
									H
	5088	-40.14	-25	-15.14	-63.99	-47.45	2.39	9.70	V
	7632	-41.54	-25	-16.54	-69.23	-51.03	2.39	11.88	V
	10170	-50.09	-25	-25.09	-81.63	-59.66	2.70	12.27	V
									V
									V
									V

Highest	5184	-43.75	-25	-18.75	-67.92	-51.01	2.44	9.70	H
	7776	-35.66	-25	-10.66	-63.62	-45.29	2.34	11.97	H
	10368	-50.17	-25	-25.17	-82.18	-59.82	2.69	12.35	H
									H
									H
									H
	5184	-38.97	-25	-13.97	-62.96	-46.23	2.44	9.70	V
	7776	-40.52	-25	-15.52	-68.82	-50.15	2.34	11.97	V
	10368	-49.46	-25	-24.46	-81.35	-59.11	2.69	12.35	V
									V
									V
									V

Remark: Spurious emissions within 30-1000MHz were found more than 20dB below limit line.

<EA 1_5 Antenna>

5G NR n41_HPUE

5G NR n41_HPUE / 100MHz / PI/2 BPSK									
Channel	Frequency (MHz)	EIRP (dBm)	Limit (dBm)	Margin (dB)	SPA Reading (dBm)	S.G. Power (dBm)	TX Cable loss (dB)	TX Antenna Gain (dBi)	Polarization (H/V)
Lowest	4992	-42.45	-25	-17.45	-65.87	-49.8	2.33	9.68	H
	7494	-52.84	-25	-27.84	-79.66	-62.2	2.43	11.79	H
	9990	-50.79	-25	-25.79	-82.06	-60.3	2.69	12.21	H
									H
									H
									H
	4992	-39.85	-25	-14.85	-63.11	-47.2	2.33	9.68	V
	7494	-53.04	-25	-28.04	-79.82	-62.4	2.43	11.79	V
	9990	-49.79	-25	-24.79	-80.54	-59.3	2.69	12.21	V
									V
									V
									V
Middle	5088	-44.79	-25	-19.79	-68.33	-52.1	2.39	9.70	H
	7632	-53.61	-25	-28.61	-80.61	-63.1	2.39	11.88	H
	10170	-50.73	-25	-25.73	-82.02	-60.3	2.70	12.27	H
									H
									H
									H
	5088	-43.09	-25	-18.09	-66.19	-50.4	2.39	9.70	V
	7632	-54.21	-25	-29.21	-81.55	-63.7	2.39	11.88	V
	10170	-50.53	-25	-25.53	-82.04	-60.1	2.70	12.27	V
									V
									V
									V

Highest	5184	-44.24	-25	-19.24	-68.32	-51.5	2.44	9.70	H
	7776	-53.77	-25	-28.77	-81.61	-63.4	2.34	11.97	H
	10368	-50.45	-25	-25.45	-82.02	-60.1	2.69	12.35	H
									H
									H
									H
	5184	-42.84	-25	-17.84	-66.6	-50.1	2.44	9.70	V
	7776	-53.47	-25	-28.47	-81.52	-63.1	2.34	11.97	V
	10368	-50.25	-25	-25.25	-81.89	-59.9	2.69	12.35	V
									V
									V
									V

Remark: Spurious emissions within 30-1000MHz were found more than 20dB below limit line.

<EA 2 Antenna>

5G NR n25

5G NR n25 / 40MHz / PI/2 BPSK									
Channel	Frequency (MHz)	EIRP (dBm)	Limit (dBm)	Margin (dB)	SPA Reading (dBm)	S.G. Power (dBm)	TX Cable loss (dB)	TX Antenna Gain (dBi)	Polarization (H/V)
Lowest	3702	-40.14	-13	-27.14	-61	-46.71	1.67	8.24	H
	5556	-34.15	-13	-21.15	-59.38	-41.22	2.66	9.72	H
	7404	-47.96	-13	-34.96	-75.01	-57.11	2.46	11.61	H
	9262.5	-46.07	-13	-33.07	-76.36	-56.13	2.54	12.60	H
	12958.5	-46.56	-13	-33.56	-83.01	-56.59	2.92	12.95	H
									H
	3702	-39.92	-13	-26.92	-60.84	-46.49	1.67	8.24	V
	5556	-33.35	-13	-20.35	-58.64	-40.42	2.66	9.72	V
	7404	-43.86	-13	-30.86	-71.05	-53.01	2.46	11.61	V
	9262.5	-43.87	-13	-30.87	-74.33	-53.93	2.54	12.60	V
	12958.5	-44.71	-13	-31.71	-80.73	-54.74	2.92	12.95	V
									V
Middle	3726	-38.43	-13	-25.43	-59.3	-45.03	1.68	8.27	H
	5592	-40.35	-13	-27.35	-65.84	-47.41	2.68	9.74	H
	7458	-54.11	-13	-41.11	-81.3	-63.38	2.44	11.72	H
	9315	-48.99	-13	-35.99	-79.31	-59.01	2.55	12.57	H
	13042.5	-47.16	-13	-34.16	-83.66	-57.28	2.94	13.06	H
									H
	3726	-39.62	-13	-26.62	-60.48	-46.22	1.68	8.27	V
	5592	-40.03	-13	-27.03	-65.55	-47.09	2.68	9.74	V
	7458	-51.74	-13	-38.74	-78.93	-61.01	2.44	11.72	V
	9315	-45.79	-13	-32.79	-76.75	-55.81	2.55	12.57	V
	13042.5	-44.15	-13	-31.15	-80.25	-54.27	2.94	13.06	V
									V

Highest	3750	-41.48	-13	-28.48	-62.21	-48.1	1.68	8.30	H
	5628	-33.15	-13	-20.15	-58.08	-40.2	2.70	9.75	H
	7506	-49.72	-13	-36.72	-76.38	-59.1	2.43	11.80	H
	9378	-47.81	-13	-34.81	-78.65	-57.8	2.56	12.55	H
									H
									H
	3750	-40.48	-13	-27.48	-61.11	-47.1	1.68	8.30	V
	5628	-34.85	-13	-21.85	-59.86	-41.9	2.70	9.75	V
	7506	-45.82	-13	-32.82	-72.7	-55.2	2.43	11.80	V
	9378	-45.71	-13	-32.71	-76.69	-55.7	2.56	12.55	V
									V
									V

Remark: Spurious emissions within 30-1000MHz were found more than 20dB below limit line.

5G NR n41_HPUE

5G NR n41_HPUE / 100MHz / PI/2 BPSK									
Channel	Frequency (MHz)	EIRP (dBm)	Limit (dBm)	Margin (dB)	SPA Reading (dBm)	S.G. Power (dBm)	TX Cable loss (dB)	TX Antenna Gain (dBi)	Polarization (H/V)
Lowest	4992	-46.73	-25	-21.73	-70.68	-54.08	2.33	9.68	H
	7494	-44.73	-25	-19.73	-71.77	-54.09	2.43	11.79	H
	9990	-50.99	-25	-25.99	-82.32	-60.5	2.69	12.21	H
	14976	-47.52	-25	-22.52	-84.04	-57.5	3.59	13.57	H
									H
									H
	4992	-42.57	-25	-17.57	-66.32	-49.92	2.33	9.68	V
	7494	-50.70	-25	-25.70	-77.98	-60.06	2.43	11.79	V
	9990	-48.63	-25	-23.63	-79.9	-58.14	2.69	12.21	V
	14976	-44.86	-25	-19.86	-81.64	-54.84	3.59	13.57	V
									V
									V
Middle	5088	-41.34	-25	-16.34	-65.38	-48.65	2.39	9.70	H
	7632	-52.84	-25	-27.84	-80.27	-62.33	2.39	11.88	H
	10176	-51.12	-25	-26.12	-82.78	-60.7	2.70	12.27	H
									H
									H
									H
	5088	-41.12	-25	-16.12	-64.99	-48.43	2.39	9.70	V
	7632	-51.02	-25	-26.02	-78.71	-60.51	2.39	11.88	V
	10176	-51.15	-25	-26.15	-82.71	-60.73	2.70	12.27	V
									V
									V
									V

Highest	5184	-41.99	-25	-16.99	-66.16	-49.25	2.44	9.70	H
	7776	-46.04	-25	-21.04	-74.03	-55.67	2.34	11.97	H
	10368	-51.10	-25	-26.10	-83.12	-60.75	2.69	12.35	H
									H
									H
									H
	5184	-38.17	-25	-13.17	-62.2	-45.43	2.44	9.70	V
	7776	-49.79	-25	-24.79	-78.07	-59.42	2.34	11.97	V
	10360	-50.92	-25	-25.92	-82.8	-60.57	2.69	12.34	V
									V
									V
									V

Remark: Spurious emissions within 30-1000MHz were found more than 20dB below limit line.

5G NR n66

5G NR n66 / 40MHz / PI/2 BPSK									
Channel	Frequency (MHz)	EIRP (dBm)	Limit (dBm)	Margin (dB)	SPA Reading (dBm)	S.G. Power (dBm)	TX Cable loss (dB)	TX Antenna Gain (dBi)	Polarization (H/V)
Lowest	3426	-43.14	-13	-30.14	-63.84	-49.23	1.58	3426	H
	5136	-38.35	-13	-25.35	-62.46	-45.63	2.42	5136	H
	6846	-47.94	-13	-34.94	-75.09	-55.92	2.64	6846	H
	8556	-48.62	-13	-35.62	-77.74	-58.76	2.39	8556	H
	10270.5	-48.51	-13	-35.51	-80.35	-58.12	2.69	10270.5	H
									H
	3426	-36.93	-13	-23.93	-57.55	-43.02	1.58	7.67	V
	5136	-40.35	-13	-27.35	-64.2	-47.63	2.42	9.70	V
	6846	-42.73	-13	-29.73	-69.8	-50.71	2.64	10.62	V
	8556	-44.49	-13	-31.49	-74.09	-54.63	2.39	12.52	V
	10270.5	-46.74	-13	-33.74	-78.45	-56.35	2.69	12.31	V
									V
Middle	3456	-40.56	-13	-27.56	-61.42	-46.78	1.59	7.81	H
	5178	-28.76	-13	-15.76	-52.94	-36.02	2.44	9.70	H
	6906	-47.11	-13	-34.11	-74.13	-55.18	2.62	10.69	H
	8634	-51.97	-13	-38.97	-81.23	-62.12	2.40	12.55	H
	10354.5	-47.98	-13	-34.98	-79.93	-57.63	2.69	12.34	H
									H
	3456	-34.34	-13	-21.34	-55	-40.56	1.59	7.81	V
	5178	-31.32	-13	-18.32	-56.37	-38.58	2.44	9.70	V
	6906	-41.98	-13	-28.98	-68.99	-50.05	2.62	10.69	V
	8634	-48.62	-13	-35.62	-78.26	-58.77	2.40	12.55	V
	10354.5	-46.17	-13	-33.17	-77.99	-55.82	2.69	12.34	V
									V

Highest	3480	-39.14	-13	-26.14	-60.04	-45.45	1.60	7.91	H
	5226	-29.32	-13	-16.32	-53.56	-36.55	2.47	9.70	H
	6966	-52.47	-13	-39.47	-79.22	-60.63	2.60	10.76	H
	8706	-50.85	-13	-37.85	-79.99	-61.01	2.42	12.58	H
	10449	-48.33	-13	-35.33	-81.45	-58.02	2.69	12.38	H
									H
	3480	-35.38	-13	-22.38	-56.13	-41.69	1.60	7.91	V
	5226	-34.12	-13	-21.12	-58.18	-41.35	2.47	9.70	V
	6966	-49.53	-13	-36.53	-76.6	-57.69	2.60	10.76	V
	8706	-46.18	-13	-33.18	-75.81	-56.34	2.42	12.58	V
	10449	-47.13	-13	-34.13	-79.05	-56.82	2.69	12.38	V
									V

Remark: Spurious emissions within 30-1000MHz were found more than 20dB below limit line.

<EA 3_6 Antenna>

5G NR n41_HPUE

5G NR n41_HPUE / 100MHz / PI/2 BPSK									
Channel	Frequency (MHz)	EIRP (dBm)	Limit (dBm)	Margin (dB)	SPA Reading (dBm)	S.G. Power (dBm)	TX Cable loss (dB)	TX Antenna Gain (dBi)	Polarization (H/V)
Lowest	4992	-43.15	-25	-18.15	-66.58	-50.5	2.33	9.68	H
	7494	-54.74	-25	-29.74	-81.23	-64.1	2.43	11.79	H
	9990	-48.59	-25	-23.59	-79.45	-58.1	2.69	12.21	H
	12492	-47.50	-25	-22.50	-82.13	-57.1	2.80	12.40	H
									H
									H
	4992	-44.85	-25	-19.85	-67.98	-52.2	2.33	9.68	V
	7494	-53.54	-25	-28.54	-80.39	-62.9	2.43	11.79	V
	9990	-48.99	-25	-23.99	-79.39	-58.5	2.69	12.21	V
	12492	-45.90	-25	-20.90	-80.06	-55.5	2.80	12.40	V
									V
									V
Middle	5088	-43.89	-25	-18.89	-67.99	-51.2	2.39	9.70	H
	7632	-42.21	-25	-17.21	-69.09	-51.7	2.39	11.88	H
	10170	-50.43	-25	-25.43	-81.74	-60	2.70	12.27	H
									H
									H
									H
	5088	-46.79	-25	-21.79	-70.11	-54.1	2.39	9.70	V
	7632	-43.01	-25	-18.01	-70.28	-52.5	2.39	11.88	V
	10170	-50.53	-25	-25.53	-81.76	-60.1	2.70	12.27	V
									V
									V
									V

Highest	5184	-42.84	-25	-17.84	-66.45	-50.1	2.44	9.70	H
	7776	-41.67	-25	-16.67	-69.49	-51.3	2.34	11.97	H
	10368	-50.55	-25	-25.55	-82.34	-60.2	2.69	12.35	H
									H
									H
									H
	5184	-43.84	-25	-18.84	-67.03	-51.1	2.44	9.70	V
	7776	-38.77	-25	-13.77	-66.61	-48.4	2.34	11.97	V
	10368	-50.75	-25	-25.75	-82.4	-60.4	2.69	12.35	V
									V
									V
									V

Remark: Spurious emissions within 30-1000MHz were found more than 20dB below limit line.

<EA 4 Antenna>

5G NR n41_HPUE

5G NR n41_HPUE / 100MHz / PI/2 BPSK									
Channel	Frequency (MHz)	EIRP (dBm)	Limit (dBm)	Margin (dB)	SPA Reading (dBm)	S.G. Power (dBm)	TX Cable loss (dB)	TX Antenna Gain (dBi)	Polarization (H/V)
Lowest	4992	-46.95	-25	-21.95	-70.82	-54.3	2.33	9.68	H
	7494	-53.74	-25	-28.74	-80.48	-63.1	2.43	11.79	H
	9990	-48.59	-25	-23.59	-80.01	-58.1	2.69	12.21	H
									H
									H
									H
	4992	-42.75	-25	-17.75	-65.84	-50.1	2.33	9.68	V
	7494	-50.54	-25	-25.54	-77.34	-59.9	2.43	11.79	V
	9990	-47.59	-25	-22.59	-78.75	-57.1	2.69	12.21	V
									V
									V
									V
Middle	5088	-48.19	-25	-23.19	-71.58	-55.5	2.39	9.70	H
	7632	-53.01	-25	-28.01	-80.22	-62.5	2.39	11.88	H
	10170	-50.13	-25	-25.13	-81.47	-59.7	2.70	12.27	H
									H
									H
									H
	5088	-41.59	-25	-16.59	-65.374	-48.9	2.39	9.70	V
	7632	-52.61	-25	-27.61	-79.73	-62.1	2.39	11.88	V
	10170	-50.13	-25	-25.13	-81.27	-59.7	2.70	12.27	V
									V
									V
									V

Highest	5184	-42.94	-25	-17.94	-67.11	-50.2	2.44	9.70	H
	7776	-53.67	-25	-28.67	-81.49	-63.3	2.34	11.97	H
	10368	-50.05	-25	-25.05	-81.93	-59.7	2.69	12.35	H
	15552	-41.30	-25	-16.30	-78.41	-51.7	3.83	14.23	H
									H
									H
	5184	-36.84	-25	-11.84	-60.15	-44.1	2.44	9.70	V
	7776	-51.67	-25	-26.67	-79.69	-61.3	2.34	11.97	V
	10368	-50.05	-25	-25.05	-81.68	-59.7	2.69	12.35	V
	15552	-43.80	-25	-18.80	-80.82	-54.2	3.83	14.23	V
									V
									V

Remark: Spurious emissions within 30-1000MHz were found more than 20dB below limit line.

<DA 2 Antenna>

5G NR n25

5G NR n25 / 40MHz / PI/2 BPSK									
Channel	Frequency (MHz)	EIRP (dBm)	Limit (dBm)	Margin (dB)	SPA Reading (dBm)	S.G. Power (dBm)	TX Cable loss (dB)	TX Antenna Gain (dBi)	Polarization (H/V)
Lowest	3702	-34.45	-13	-21.45	-55.27	-41.02	1.67	8.24	H
	5556	-34.46	-13	-21.46	-59.78	-41.53	2.66	9.72	H
	7404	-43.86	-13	-30.86	-70.87	-53.01	2.46	11.61	H
	9262.5	-42.56	-13	-29.56	-72.78	-52.62	2.54	12.60	H
									H
									H
	3702	-37.87	-13	-24.87	-58.72	-44.44	1.67	8.24	V
	5550	-35.36	-13	-22.36	-60.71	-42.43	2.65	9.72	V
	7404	-48.90	-13	-35.90	-76.06	-58.05	2.46	11.61	V
	9262.5	-45.95	-13	-32.95	-76.58	-56.01	2.54	12.60	V
									V
									V
Middle	3726	-35.22	-13	-22.22	-56.13	-41.82	1.68	8.27	H
	5592	-34.57	-13	-21.57	-60.08	-41.63	2.68	9.74	H
	7458	-48.06	-13	-35.06	-75.09	-57.33	2.44	11.72	H
	9315	-45.36	-13	-32.36	-75.88	-55.38	2.55	12.57	H
	13042.5	-41.31	-13	-28.31	-77.87	-51.43	2.94	13.06	H
									H
	3726	-38.89	-13	-25.89	-59.83	-45.49	1.68	8.27	V
	5592	-27.19	-13	-14.19	-52.57	-34.25	2.68	9.74	V
	7458	-49.21	-13	-36.21	-76.37	-58.48	2.44	11.72	V
	9315	-45.79	-13	-32.79	-76.72	-55.81	2.55	12.57	V
	13042.5	-46.86	-13	-33.86	-83.02	-56.98	2.94	13.06	V
									V

Highest	3750	-32.22	-13	-19.22	-53.13	-38.84	1.68	8.30	H
	5628	-35.91	-13	-22.91	-61.46	-42.96	2.70	9.75	H
	7506	-46.65	-13	-33.65	-73.64	-56.03	2.43	11.80	H
	9378	-44.34	-13	-31.34	-75.2	-54.33	2.56	12.55	H
	13137	-43.64	-13	-30.64	-80.33	-53.87	2.96	13.19	H
									H
	3750	-37.54	-13	-24.54	-58.37	-44.16	1.68	8.30	V
	5628	-31.71	-13	-18.71	-57.25	-38.76	2.70	9.75	V
	7506	-45.14	-13	-32.14	-72.43	-54.52	2.43	11.80	V
	9378	-43.27	-13	-30.27	-74.58	-53.26	2.56	12.55	V
	13137	-46.54	-13	-33.54	-82.96	-56.77	2.96	13.19	V
									V

Remark: Spurious emissions within 30-1000MHz were found more than 20dB below limit line.

5G NR n41_HPUE

5G NR n41_HPUE / 100MHz / PI/2 BPSK									
Channel	Frequency (MHz)	EIRP (dBm)	Limit (dBm)	Margin (dB)	SPA Reading (dBm)	S.G. Power (dBm)	TX Cable loss (dB)	TX Antenna Gain (dBi)	Polarization (H/V)
Lowest	4992	-42.75	-25	-17.75	-66.21	-50.1	2.33	9.68	H
	7494	-26.54	-25	-1.54	-53.23	-35.9	2.43	11.79	H
	9990	-44.99	-25	-19.99	-76.18	-54.5	2.69	12.21	H
	12492	-28.60	-25	-3.60	-63.02	-38.2	2.80	12.40	H
	17478	-40.08	-25	-15.08	-78.15	-50.4	3.81	14.14	H
									H
	4992	-40.45	-25	-15.45	-64.03	-47.8	2.33	9.68	V
	7494	-28.94	-25	-3.94	-56.11	-38.3	2.43	11.79	V
	9990	-48.59	-25	-23.59	-79.52	-58.1	2.69	12.21	V
	12492	-34.60	-25	-9.60	-68.49	-44.2	2.80	12.40	V
	17478	-41.88	-25	-16.88	-80.26	-52.2	3.81	14.14	V
									V
Middle	5088	-42.38	-25	-17.38	-66.52	-49.69	2.39	9.70	H
	7632	-26.32	-25	-1.32	-53.55	-35.81	2.39	11.88	H
	10170	-33.86	-25	-8.86	-77.74	-43.43	2.70	12.27	H
	12726	-33.82	-25	-8.82	-69.69	-43.63	2.86	12.67	H
	15264	-40.48	-25	-15.48	-77.36	-50.74	3.71	13.97	H
	17802	-38.38	-25	-13.38	-77.1	-48.63	3.77	14.02	H
	5088	-41.71	-25	-16.71	-65.56	-49.02	2.39	9.70	V
	7632	-32.24	-25	-7.24	-60.05	-41.73	2.39	11.88	V
	10170	-49.25	-25	-24.25	-80.74	-58.82	2.70	12.27	V
	12726	-38.31	-25	-13.31	-73.43	-48.12	2.86	12.67	V
	15264	-39.75	-25	-14.75	-76.76	-50.01	3.71	13.97	V
	17802	-43.28	-25	-18.28	-82.03	-53.53	3.77	14.02	V

Highest	5184	-39.64	-25	-14.64	-65.37	-46.9	2.44	9.70	H
	7776	-27.37	-25	-2.37	-54.91	-37	2.34	11.97	H
	10368	-47.75	-25	-22.75	-79.74	-57.4	2.69	12.35	H
	12960	-30.07	-25	-5.07	-66.18	-40.1	2.92	12.95	H
	15552	-42.70	-25	-17.70	-79.84	-53.1	3.83	14.23	H
									H
	5184	-39.84	-25	-14.84	-63.5	-47.1	2.44	9.70	V
	7776	-40.17	-25	-15.17	-59.69	-49.8	2.34	11.97	V
	10368	-50.25	-25	-25.25	-81.97	-59.9	2.69	12.35	V
	12960	-34.47	-25	-9.47	-70.26	-44.5	2.92	12.95	V
	15552	-40.80	-25	-15.80	-78.03	-51.2	3.83	14.23	V
									V

Remark: Spurious emissions within 30-1000MHz were found more than 20dB below limit line.

5G NR n66

5G NR n66 / 40MHz / PI/2 BPSK									
Channel	Frequency (MHz)	EIRP (dBm)	Limit (dBm)	Margin (dB)	SPA Reading (dBm)	S.G. Power (dBm)	TX Cable loss (dB)	TX Antenna Gain (dBi)	Polarization (H/V)
Lowest	3420	-37.53	-13	-24.53	-57.95	-43.6	1.58	7.65	H
	5136	-28.52	-13	-15.52	-52.34	-35.8	2.42	9.70	H
	6846	-44.12	-13	-31.12	-71.26	-52.1	2.64	10.62	H
	8556	-51.36	-13	-38.36	-79.98	-61.5	2.39	12.52	H
									H
									H
	3420	-36.73	-13	-23.73	-57.01	-42.8	1.58	7.65	V
	5136	-29.52	-13	-16.52	-53.24	-36.8	2.42	9.70	V
	6846	-40.52	-13	-27.52	-67.41	-48.5	2.64	10.62	V
	8556	-50.06	-13	-37.06	-79.52	-60.2	2.39	12.52	V
									V
									V
Middle	3456	-37.38	-13	-24.38	-57.65	-43.6	1.59	7.81	H
	5178	-28.54	-13	-15.54	-52.69	-35.8	2.44	9.70	H
	6906	-41.93	-13	-28.93	-68.87	-50	2.62	10.69	H
	8634	-49.45	-13	-36.45	-78.45	-59.6	2.40	12.55	H
									H
									H
	3456	-35.28	-13	-22.28	-55.44	-41.5	1.59	7.81	V
	5178	-31.84	-13	-18.84	-55.45	-39.1	2.44	9.70	V
	6906	-38.23	-13	-25.23	-64.87	-46.3	2.62	10.69	V
	8634	-47.55	-13	-34.55	-77.01	-57.7	2.40	12.55	V
									V
									V

Highest	3486	-37.56	-13	-24.56	-57.83	-43.9	1.60	7.94	H
	5226	-31.87	-13	-18.87	-55.48	-39.1	2.47	9.70	H
	6966	-49.24	-13	-36.24	-75.83	-57.4	2.60	10.76	H
	8706	-46.14	-13	-33.14	-78.15	-56.3	2.42	12.58	H
									H
									H
	3486	-36.56	-13	-23.56	-56.83	-42.9	1.60	7.94	V
	5226	-36.07	-13	-23.07	-60.04	-43.3	2.47	9.70	V
	6966	-45.64	-13	-32.64	-72.49	-53.8	2.60	10.76	V
	8706	-47.94	-13	-34.94	-77.04	-58.1	2.42	12.58	V
									V
									V

Remark: Spurious emissions within 30-1000MHz were found more than 20dB below limit line.

<DA 4 Antenna>

5G NR n41_HPUE

5G NR n41_HPUE / 100MHz / PI/2 BPSK									
Channel	Frequency (MHz)	EIRP (dBm)	Limit (dBm)	Margin (dB)	SPA Reading (dBm)	S.G. Power (dBm)	TX Cable loss (dB)	TX Antenna Gain (dBi)	Polarization (H/V)
Lowest	4992	-39.28	-25	-14.28	-63.25	-46.63	2.33	9.68	H
	7494	-50.12	-25	-25.12	-77.21	-59.48	2.43	11.79	H
	9990	-49.75	-25	-24.75	-81.12	-59.26	2.69	12.21	H
									H
									H
									H
	4992	-41.38	-25	-16.38	-65.15	-48.73	2.33	9.68	V
	7494	-50.38	-25	-25.38	-77.65	-59.74	2.43	11.79	V
	9990	-49.92	-25	-24.92	-81.25	-59.43	2.69	12.21	V
									V
									V
									V
Middle	5088	-39.65	-25	-14.65	-63.7	-46.96	2.39	9.70	H
	7632	-49.33	-25	-24.33	-76.87	-58.82	2.39	11.88	H
	10170	-50.45	-25	-25.45	-82.04	-60.02	2.70	12.27	H
									H
									H
									H
	5088	-40.94	-25	-15.94	-64.78	-48.25	2.39	9.70	V
	7632	-52.33	-25	-27.33	-80	-61.82	2.39	11.88	V
	10170	-50.27	-25	-25.27	-81.59	-59.84	2.70	12.27	V
									V
									V
									V

Highest	5184	-43.75	-25	-18.75	-67.82	-51.01	2.44	9.70	H
	7776	-47.74	-25	-22.74	-75.72	-57.37	2.34	11.97	H
	10368	-50.22	-25	-25.22	-82.13	-59.87	2.69	12.35	H
									H
									H
									H
	5178	-46.07	-25	-21.07	-70.14	-53.33	2.44	9.70	V
	7776	-47.63	-25	-22.63	-75.91	-57.26	2.34	11.97	V
	10360	-50.37	-25	-25.37	-82.15	-60.02	2.69	12.34	V
									V
									V
									V

Remark: Spurious emissions within 30-1000MHz were found more than 20dB below limit line.

<OAI 2 Antenna + OAI 4 Antenna>

EN-DC 66A-n25A

EN-DC 66A-n25A / 40MHz / PI/2 BPSK									
Channel	Frequency (MHz)	EIRP (dBm)	Limit (dBm)	Margin (dB)	SPA Reading (dBm)	S.G. Power (dBm)	TX Cable loss (dB)	TX Antenna Gain (dBi)	Polarization (H/V)
Lowest	3702	-39.25	-13	-26.25	-60.13	-45.82	1.67	8.24	H
	5556	-39.16	-13	-26.16	-64.48	-46.23	2.66	9.72	H
	7404	-42.91	-13	-29.91	-69.92	-52.06	2.46	11.61	H
	9252	-37.76	-13	-24.76	-67.95	-47.82	2.54	12.60	H
	11110.5	-39.76	-13	-26.76	-73.62	-49.53	2.69	12.46	H
	12958.5	-35.55	-13	-22.55	-71.97	-45.58	2.92	12.95	H
	3702	-44.66	-13	-31.66	-65.5	-51.23	1.67	8.24	V
	5556	-34.54	-13	-21.54	-59.63	-41.61	2.66	9.72	V
	7404	-42.14	-13	-29.14	-69.28	-51.29	2.46	11.61	V
	9252	-41.99	-13	-28.99	-72.52	-52.05	2.54	12.60	V
	11110.5	-44.75	-13	-31.75	-78.52	-54.52	2.69	12.46	V
	12958.5	-42.69	-13	-29.69	-78.71	-52.72	2.92	12.95	V
Middle	3726	-40.01	-13	-27.01	-60.87	-46.61	1.68	8.27	H
	5592	-40.05	-13	-27.05	-65.59	-47.11	2.68	9.74	H
	7458	-35.31	-13	-22.31	-62.51	-44.58	2.44	11.72	H
	9315	-39.33	-13	-26.33	-69.9	-49.35	2.55	12.57	H
	11184	-39.38	-13	-26.38	-73.28	-49.12	2.69	12.43	H
	13053	-35.11	-13	-22.11	-71.62	-45.24	2.94	13.07	H
	3726	-41.82	-13	-28.82	-62.69	-48.42	1.68	8.27	V
	5592	-35.78	-13	-22.78	-61.27	-42.84	2.68	9.74	V
	7458	-41.06	-13	-28.06	-68.25	-50.33	2.44	11.72	V
	9315	-41.75	-13	-28.75	-72.66	-51.77	2.55	12.57	V
	11184	-45.08	-13	-32.08	-78.87	-54.82	2.69	12.43	V
	13053	-41.92	-13	-28.92	-78.17	-52.05	2.94	13.07	V

Highest	3756	-37.24	-13	-24.24	-58.09	-43.86	1.68	8.31	H
	5628	-41.43	-13	-28.43	-66.98	-48.48	2.70	9.75	H
	7506	-42.77	-13	-29.77	-70.85	-52.15	2.43	11.80	H
	9378	-40.63	-13	-27.63	-71.49	-50.62	2.56	12.55	H
	11257.5	-39.17	-13	-26.17	-73.24	-48.88	2.69	12.40	H
	13137	-35.31	-13	-22.31	-71.85	-45.54	2.96	13.19	H
	3756	-40.71	-13	-27.71	-61.53	-47.33	1.68	8.31	V
	5628	-36.16	-13	-23.16	-61.6	-43.21	2.70	9.75	V
	7506	-42.06	-13	-29.06	-69.34	-51.44	2.43	11.80	V
	9378	-43.92	-13	-30.92	-75.25	-53.91	2.56	12.55	V
	11257.5	-43.72	-13	-30.72	-77.64	-53.43	2.69	12.40	V
	13137	-42.54	-13	-29.54	-78.93	-52.77	2.96	13.19	V

Remark: Spurious emissions within 30-1000MHz were found more than 20dB below limit line.

EN-DC 2A-n66A

EN-DC 2A-n66A / 40MHz / PI/2 BPSK									
Channel	Frequency (MHz)	EIRP (dBm)	Limit (dBm)	Margin (dB)	SPA Reading (dBm)	S.G. Power (dBm)	TX Cable loss (dB)	TX Antenna Gain (dBi)	Polarization (H/V)
Lowest	3426	-40.01	-13	-27.01	-60.14	-46.1	1.58	7.67	H
	5136	-43.92	-13	-30.92	-67.44	-51.2	2.42	9.70	H
	6846	-49.82	-13	-36.82	-76.87	-57.8	2.64	10.62	H
	8556	-44.96	-13	-31.96	-73.94	-55.1	2.39	12.52	H
	10270.5	-46.49	-13	-33.49	-78.1	-56.1	2.69	12.31	H
	11982	-41.18	-13	-28.18	-74.63	-50.8	2.68	12.30	H
	3426	-37.71	-13	-24.71	-57.84	-43.8	1.58	7.67	V
	5136	-38.52	-13	-25.52	-62.06	-45.8	2.42	9.70	V
	6846	-48.92	-13	-35.92	-75.64	-56.9	2.64	10.62	V
	8556	-47.36	-13	-34.36	-76.31	-57.5	2.39	12.52	V
	10270.5	-46.29	-13	-33.29	-77.67	-55.9	2.69	12.31	V
	11982	-47.78	-13	-34.78	-81	-57.4	2.68	12.30	V
Middle	3456	-40.68	-13	-27.68	-61.14	-46.9	1.59	7.81	H
	5178	-39.84	-13	-26.84	-63.24	-47.1	2.44	9.70	H
	6906	-49.83	-13	-36.83	-76.72	-57.9	2.62	10.69	H
	8634	-44.35	-13	-31.35	-72.92	-54.5	2.40	12.55	H
	10354.5	-46.95	-13	-33.95	-78.51	-56.6	2.69	12.34	H
	12087	-41.78	-13	-28.78	-75.66	-51.4	2.70	12.32	H
	3456	-37.08	-13	-24.08	-57.67	-43.3	1.59	7.81	V
	5178	-34.14	-13	-21.14	-57.93	-41.4	2.44	9.70	V
	6906	-47.13	-13	-34.13	-73.53	-55.2	2.62	10.69	V
	8634	-46.15	-13	-33.15	-75.56	-56.3	2.40	12.55	V
	10354.5	-47.45	-13	-34.45	-79.06	-57.1	2.69	12.34	V
	12087	-48.58	-13	-35.58	-81.53	-58.2	2.70	12.32	V

Highest	3486	-39.76	-13	-26.76	-59.99	-46.1	1.60	7.94	H
	5226	-38.27	-13	-25.27	-62.22	-45.5	2.47	9.70	H
	6966	-49.24	-13	-36.24	-75.86	-57.4	2.60	10.76	H
	8706	-45.94	-13	-32.94	-74.93	-56.1	2.42	12.58	H
	10449	-46.61	-13	-33.61	-78.52	-56.3	2.69	12.38	H
	12192	-42.89	-13	-29.89	-76.86	-52.5	2.73	12.34	H
	3486	-38.26	-13	-25.26	-58.59	-44.6	1.60	7.94	V
	5226	-32.97	-13	-19.97	-57.04	-40.2	2.47	9.70	V
	6966	-46.34	-13	-33.34	-73.12	-54.5	2.60	10.76	V
	8706	-46.94	-13	-33.94	-76.11	-57.1	2.42	12.58	V
	10449	-48.31	-13	-35.31	-79.63	-58	2.69	12.38	V
	12192	-47.89	-13	-34.89	-81.45	-57.5	2.73	12.34	V

Remark: Spurious emissions within 30-1000MHz were found more than 20dB below limit line.

<EA 2 Antenna + EA 4 Antenna>

EN-DC 66A-n25A

EN-DC 66A-n25A / 40MHz / PI/2 BPSK									
Channel	Frequency (MHz)	EIRP (dBm)	Limit (dBm)	Margin (dB)	SPA Reading (dBm)	S.G. Power (dBm)	TX Cable loss (dB)	TX Antenna Gain (dBi)	Polarization (H/V)
Lowest	3702	-43.36	-13	-30.36	-64.24	-49.93	1.67	8.24	H
	5556	-37.79	-13	-24.79	-63.14	-44.86	2.66	9.72	H
	7404	-46.17	-13	-33.17	-73.19	-55.32	2.46	11.61	H
	9262.5	-42.01	-13	-29.01	-72.21	-52.07	2.54	12.60	H
	11110.5	-43.87	-13	-30.87	-77.68	-53.64	2.69	12.46	H
	12958.5	-40.44	-13	-27.44	-76.86	-50.47	2.92	12.95	H
	3702	-43.56	-13	-30.56	-64.43	-50.13	1.67	8.24	V
	5556	-39.14	-13	-26.14	-64.46	-46.21	2.66	9.72	V
	7404	-38.74	-13	-25.74	-65.97	-47.89	2.46	11.61	V
	9262.5	-37.92	-13	-24.92	-68.53	-47.98	2.54	12.60	V
	11110.5	-40.40	-13	-27.40	-74.05	-50.17	2.69	12.46	V
	12958.5	-37.85	-13	-24.85	-73.84	-47.88	2.92	12.95	V
Middle	3726	-50.00	-13	-37.00	-70.18	-56.6	1.68	8.27	H
	5592	-46.74	-13	-33.74	-72.18	-53.8	2.68	9.74	H
	7458	-45.83	-13	-32.83	-72.67	-55.1	2.44	11.72	H
	9315	-49.58	-13	-36.58	-79.07	-59.6	2.55	12.57	H
	11184	-47.56	-13	-34.56	-81.39	-57.3	2.69	12.43	H
	13053	-47.07	-13	-34.07	-83.52	-57.2	2.94	13.07	H
	3726	-46.70	-13	-33.70	-67.34	-53.3	1.68	8.27	V
	5592	-41.04	-13	-28.04	-65.84	-48.1	2.68	9.74	V
	7458	-42.33	-13	-29.33	-69.5	-51.6	2.44	11.72	V
	9315	-44.28	-13	-31.28	-74.99	-54.3	2.55	12.57	V
	11184	-41.36	-13	-28.36	-75.43	-51.1	2.69	12.43	V
	13053	-40.57	-13	-27.57	-76.53	-50.7	2.94	13.07	V

Highest	3756	-44.89	-13	-31.89	-65.74	-51.51	1.68	8.31	H
	5628	-40.45	-13	-27.45	-65.95	-47.5	2.70	9.75	H
	7506	-46.40	-13	-33.40	-73.48	-55.78	2.43	11.80	H
	9378	-42.64	-13	-29.64	-73.51	-52.63	2.56	12.55	H
	11257.5	-41.82	-13	-28.82	-75.89	-51.53	2.69	12.40	H
	13137	-40.73	-13	-27.73	-77.38	-50.96	2.96	13.19	H
	3756	-43.89	-13	-30.89	-64.76	-50.51	1.68	8.31	V
	5628	-39.37	-13	-26.37	-64.86	-46.42	2.70	9.75	V
	7506	-39.20	-13	-26.20	-66.52	-48.58	2.43	11.80	V
	9378	-37.63	-13	-24.63	-68.91	-47.62	2.56	12.55	V
	11257.5	-38.69	-13	-25.69	-72.65	-48.4	2.69	12.40	V
	13137	-36.70	-13	-23.70	-73.1	-46.93	2.96	13.19	V

Remark: Spurious emissions within 30-1000MHz were found more than 20dB below limit line.

EN-DC 2A-n66A

EN-DC 2A-n66A / 40MHz / PI/2 BPSK									
Channel	Frequency (MHz)	EIRP (dBm)	Limit (dBm)	Margin (dB)	SPA Reading (dBm)	S.G. Power (dBm)	TX Cable loss (dB)	TX Antenna Gain (dBi)	Polarization (H/V)
Lowest	3420	-41.03	-13	-28.03	-61.12	-47.1	1.58	7.65	H
	5136	-45.52	-13	-32.52	-69.95	-52.8	2.42	9.70	H
	6846	-53.42	-13	-40.42	-80.47	-61.4	2.64	10.62	H
	8556	-47.96	-13	-34.96	-76.79	-58.1	2.39	12.52	H
	10270.5	-45.89	-13	-32.89	-77.69	-55.5	2.69	12.31	H
	11982	-48.38	-13	-35.38	-81.71	-58	2.68	12.30	H
	3420	-39.03	-13	-26.03	-59.06	-45.1	1.58	7.65	V
	5136	-40.92	-13	-27.92	-64.51	-48.2	2.42	9.70	V
	6846	-49.02	-13	-36.02	-75.6	-57	2.64	10.62	V
	8556	-45.46	-13	-32.46	-74.49	-55.6	2.39	12.52	V
	10270.5	-45.59	-13	-32.59	-76.71	-55.2	2.69	12.31	V
	11982	-43.68	-13	-30.68	-76.98	-53.3	2.68	12.30	V
Middle	3456	-39.68	-13	-26.68	-60.16	-45.9	1.59	7.81	H
	5178	-43.84	-13	-30.84	-67.4	-51.1	2.44	9.70	H
	6906	-54.13	-13	-41.13	-80.53	-62.2	2.62	10.69	H
	8634	-48.55	-13	-35.55	-77.2	-58.7	2.40	12.55	H
	10354.5	-46.25	-13	-33.25	-78.06	-55.9	2.69	12.34	H
	12087	-48.08	-13	-35.08	-81.48	-57.7	2.70	12.32	H
	3456	-38.58	-13	-25.58	-59.11	-44.8	1.59	7.81	V
	5178	-36.04	-13	-23.04	-59.78	-43.3	2.44	9.70	V
	6906	-50.63	-13	-37.63	-77.32	-58.7	2.62	10.69	V
	8634	-50.25	-13	-37.25	-73.5	-60.4	2.40	12.55	V
	10354.5	-45.95	-13	-32.95	-77.58	-55.6	2.69	12.34	V
	12087	-42.58	-13	-29.58	-75.81	-52.2	2.70	12.32	V

Highest	3486	-42.86	-13	-29.86	-63.2	-49.2	1.60	7.94	H
	5226	-46.97	-13	-33.97	-70.97	-54.2	2.47	9.70	H
	6966	-52.64	-13	-39.64	-79.09	-60.8	2.60	10.76	H
	8706	-47.74	-13	-34.74	-76.82	-57.9	2.42	12.58	H
	10449	-46.11	-13	-33.11	-78.18	-55.8	2.69	12.38	H
	12192	-47.69	-13	-34.69	-81.91	-57.3	2.73	12.34	H
	3486	-40.26	-13	-27.26	-61.01	-46.6	1.60	7.94	V
	5226	-40.97	-13	-27.97	-64.61	-48.2	2.47	9.70	V
	6966	-48.44	-13	-35.44	-74.84	-56.6	2.60	10.76	V
	8706	-43.04	-13	-30.04	-72.46	-53.2	2.42	12.58	V
	10449	-45.71	-13	-32.71	-77.35	-55.4	2.69	12.38	V
	12192	-45.19	-13	-32.19	-78.49	-54.8	2.73	12.34	V

Remark: Spurious emissions within 30-1000MHz were found more than 20dB below limit line.

<DA 2 Antenna + DA 4 Antenna>

EN-DC 66A-n25A

EN-DC 66A-n25A / 40MHz / PI/2 BPSK									
Channel	Frequency (MHz)	EIRP (dBm)	Limit (dBm)	Margin (dB)	SPA Reading (dBm)	S.G. Power (dBm)	TX Cable loss (dB)	TX Antenna Gain (dBi)	Polarization (H/V)
Lowest	3702	-41.44	-13	-28.44	-62.31	-48.01	1.67	8.24	H
	5556	-44.92	-13	-31.92	-70.19	-51.99	2.66	9.72	H
	7404	-39.48	-13	-26.48	-66.41	-48.63	2.46	11.61	H
	9252	-40.73	-13	-27.73	-70.9	-50.79	2.54	12.60	H
	11110.5	-39.31	-13	-26.31	-73.11	-49.08	2.69	12.46	H
	12958.5	-38.32	-13	-25.32	-74.67	-48.35	2.92	12.95	H
	3702	-43.45	-13	-30.45	-64.23	-50.02	1.67	8.24	V
	5556	-37.41	-13	-24.41	-62.8	-44.48	2.66	9.72	V
	7404	-41.69	-13	-28.69	-68.88	-50.84	2.46	11.61	V
	9252	-42.63	-13	-29.63	-73.21	-52.69	2.54	12.60	V
	11110.5	-44.24	-13	-31.24	-77.81	-54.01	2.69	12.46	V
	12958.5	-42.83	-13	-29.83	-78.85	-52.86	2.92	12.95	V
Middle	3726	-39.86	-13	-26.86	-60.73	-46.46	1.68	8.27	H
	5592	-42.11	-13	-29.11	-67.45	-49.17	2.68	9.74	H
	7458	-39.79	-13	-26.79	-66.83	-49.06	2.44	11.72	H
	9315	-39.69	-13	-26.69	-70.21	-49.71	2.55	12.57	H
	11184	-38.98	-13	-25.98	-72.84	-48.72	2.69	12.43	H
	13053	-37.69	-13	-24.69	-74.26	-47.82	2.94	13.07	H
	3726	-41.65	-13	-28.65	-62.52	-48.25	1.68	8.27	V
	5592	-38.72	-13	-25.72	-64.22	-45.78	2.68	9.74	V
	7458	-42.74	-13	-29.74	-69.94	-52.01	2.44	11.72	V
	9315	-41.84	-13	-28.84	-72.77	-51.86	2.55	12.57	V
	11184	-44.52	-13	-31.52	-78.39	-54.26	2.69	12.43	V
	13053	-42.09	-13	-29.09	-78.26	-52.22	2.94	13.07	V

Highest	3756	-39.59	-13	-26.59	-60.46	-46.21	1.68	8.31	H
	5628	-44.04	-13	-31.04	-69.55	-51.09	2.70	9.75	H
	7506	-40.64	-13	-27.64	-67.72	-50.02	2.43	11.80	H
	9378	-38.75	-13	-25.75	-69.61	-48.74	2.56	12.55	H
	11257.5	-39.81	-13	-26.81	-73.85	-49.52	2.69	12.40	H
	13137	-36.99	-13	-23.99	-73.63	-47.22	2.96	13.19	H
	3756	-42.71	-13	-29.71	-63.51	-49.33	1.68	8.31	V
	5628	-40.01	-13	-27.01	-65.46	-47.06	2.70	9.75	V
	7506	-41.73	-13	-28.73	-69.03	-51.11	2.43	11.80	V
	9378	-43.66	-13	-30.66	-74.88	-53.65	2.56	12.55	V
	11257.5	-44.34	-13	-31.34	-79.31	-54.05	2.69	12.40	V
	13137	-40.35	-13	-27.35	-76.64	-50.58	2.96	13.19	V

Remark: Spurious emissions within 30-1000MHz were found more than 20dB below limit line.

EN-DC 2A-n66A

EN-DC 2A-n66A / 40MHz / PI/2 BPSK									
Channel	Frequency (MHz)	EIRP (dBm)	Limit (dBm)	Margin (dB)	SPA Reading (dBm)	S.G. Power (dBm)	TX Cable loss (dB)	TX Antenna Gain (dBi)	Polarization (H/V)
Lowest	3426	-40.93	-13	-27.93	-61.54	-47.02	1.58	7.67	H
	5136	-42.85	-13	-29.85	-67	-50.13	2.42	9.70	H
	6846	-53.56	-13	-40.56	-80.68	-61.54	2.64	10.62	H
	8556	-47.43	-13	-34.43	-76.57	-57.57	2.39	12.52	H
	10270.5	-46.23	-13	-33.23	-78.05	-55.84	2.69	12.31	H
	11982	-46.41	-13	-33.41	-80.23	-56.03	2.68	12.30	H
	3426	-44.06	-13	-31.06	-64.76	-50.15	1.58	7.67	V
	5136	-42.35	-13	-29.35	-66.27	-49.63	2.42	9.70	V
	6846	-51.27	-13	-38.27	-78.34	-59.25	2.64	10.62	V
	8556	-44.87	-13	-31.87	-74.42	-55.01	2.39	12.52	V
	10270.5	-46.08	-13	-33.08	-77.73	-55.69	2.69	12.31	V
	11982	-43.92	-13	-30.92	-77.23	-53.54	2.68	12.30	V
Middle	3450	-37.62	-13	-24.62	-58.37	-43.81	1.59	7.78	H
	5178	-37.18	-13	-24.18	-61.3	-44.44	2.44	9.70	H
	6906	-48.31	-13	-35.31	-75.36	-56.38	2.62	10.69	H
	8634	-42.47	-13	-29.47	-71.87	-52.62	2.40	12.55	H
	10354.5	-46.88	-13	-33.88	-78.86	-56.53	2.69	12.34	H
	12087	-41.43	-13	-28.43	-75.39	-51.05	2.70	12.32	H
	3450	-39.44	-13	-26.44	-60.17	-45.63	1.59	7.78	V
	5178	-34.48	-13	-21.48	-58.57	-41.74	2.44	9.70	V
	6906	-49.86	-13	-36.86	-76.93	-57.93	2.62	10.69	V
	8634	-46.47	-13	-33.47	-75.96	-56.62	2.40	12.55	V
	10354.5	-45.89	-13	-32.89	-77.68	-55.54	2.69	12.34	V
	12087	-46.73	-13	-33.73	-80.18	-56.35	2.70	12.32	V

Highest	3486	-40.76	-13	-27.76	-61.05	-47.1	1.60	7.94	H
	5226	-35.57	-13	-22.57	-59.53	-42.8	2.47	9.70	H
	6966	-54.54	-13	-41.54	-81.01	-62.7	2.60	10.76	H
	8706	-49.44	-13	-36.44	-76.16	-59.6	2.42	12.58	H
	10449	-45.41	-13	-32.41	-77.42	-55.1	2.69	12.38	H
									H
	3486	-40.76	-13	-27.76	-61.02	-47.1	1.60	7.94	V
	5226	-36.07	-13	-23.07	-59.8	-43.3	2.47	9.70	V
	6966	-51.04	-13	-38.04	-77.81	-59.2	2.60	10.76	V
	8706	-46.14	-13	-33.14	-75.36	-56.3	2.42	12.58	V
	10449	-45.61	-13	-32.61	-77.55	-55.3	2.69	12.38	V
									V

Remark: Spurious emissions within 30-1000MHz were found more than 20dB below limit line.

<MIMO Mode>

MIMO <OAI 2 Antenna + OAI 1 Antenna>

5G NR n41_HPUE

5G NR n41_HPUE / 100MHz / QPSK									
Channel	Frequency (MHz)	EIRP (dBm)	Limit (dBm)	Margin (dB)	SPA Reading (dBm)	S.G. Power (dBm)	TX Cable loss (dB)	TX Antenna Gain (dBi)	Polarization (H/V)
Lowest	4992	-51.75	-25	-26.75	-75.07	-59.1	2.33	9.68	H
	7494	-53.24	-25	-28.24	-80.33	-62.6	2.43	11.79	H
	9990	-53.79	-25	-28.79	-81.21	-63.3	2.69	12.21	H
	12492	-54.30	-25	-29.30	-81.99	-63.9	2.80	12.40	H
									H
									H
	4992	-53.85	-25	-28.85	-77.68	-61.2	2.33	9.68	V
	7494	-51.84	-25	-26.84	-79.14	-61.2	2.43	11.79	V
	9990	-47.59	-25	-22.59	-79.15	-57.1	2.69	12.21	V
	12492	-49.90	-25	-24.90	-83.74	-59.5	2.80	12.40	V
									V
									V
Middle	5088	-43.79	-25	-18.79	-67.13	-51.1	2.39	9.70	H
	7632	-46.41	-25	-21.41	-74.11	-55.9	2.39	11.88	H
	10170	-51.83	-25	-26.83	-83.23	-61.4	2.70	12.27	H
	15264	-43.84	-25	-18.84	-80.34	-54.1	3.71	13.97	H
									H
									H
	5088	-41.19	-25	-16.19	-64.89	-48.5	2.39	9.70	V
	7632	-45.61	-25	-20.61	-73.34	-55.1	2.39	11.88	V
	10170	-50.63	-25	-25.63	-82.04	-60.2	2.70	12.27	V
	15264	-45.34	-25	-20.34	-82.42	-55.6	3.71	13.97	V
									V
									V

Highest	5184	-47.94	-25	-22.94	-72.32	-55.2	2.44	9.70	H
	7776	-47.47	-25	-22.47	-74.69	-57.1	2.34	11.97	H
	10368	-50.65	-25	-25.65	-82.31	-60.3	2.69	12.35	H
									H
									H
									H
	5184	-52.64	-25	-27.64	-76.08	-59.9	2.44	9.70	V
	7776	-42.57	-25	-17.57	-70.71	-52.2	2.34	11.97	V
	10368	-50.45	-25	-25.45	-81.95	-60.1	2.69	12.35	V
									V
									V
									V

Remark: Spurious emissions within 30-1000MHz were found more than 20dB below limit line.

MIMO <OAI 2 Antenna + OAI 3 Antenna>

5G NR n41_HPUE

5G NR n41_HPUE / 100MHz / QPSK									
Channel	Frequency (MHz)	EIRP (dBm)	Limit (dBm)	Margin (dB)	SPA Reading (dBm)	S.G. Power (dBm)	TX Cable loss (dB)	TX Antenna Gain (dBi)	Polarization (H/V)
Lowest	4992	-41.95	-25	-16.95	-65.82	-49.3	2.33	9.68	H
	7494	-50.74	-25	-25.74	-77.54	-60.1	2.43	11.79	H
	9990	-48.59	-25	-23.59	-79.59	-58.1	2.69	12.21	H
	12492	-44.00	-25	-19.00	-78.25	-53.6	2.80	12.40	H
	14976	-47.62	-25	-22.62	-83.71	-57.6	3.59	13.57	H
									H
	4992	-42.75	-25	-17.75	-66.26	-50.1	2.33	9.68	V
	7494	-49.94	-25	-24.94	-76.87	-59.3	2.43	11.79	V
	9990	-46.59	-25	-21.59	-77.81	-56.1	2.69	12.21	V
	12492	-50.20	-25	-25.20	-84.15	-59.8	2.80	12.40	V
	14976	-44.82	-25	-19.82	-81.17	-54.8	3.59	13.57	V
									V
Middle	5088	-39.19	-25	-14.19	-62.98	-46.5	2.39	9.70	H
	7632	-50.21	-25	-25.21	-77.39	-59.7	2.39	11.88	H
	10170	-50.83	-25	-25.83	-82.24	-60.4	2.70	12.27	H
	15264	-44.04	-25	-19.04	-80.95	-54.3	3.71	13.97	H
									H
									H
	5088	-39.79	-25	-14.79	-63.29	-47.1	2.39	9.70	V
	7632	-47.81	-25	-22.81	-75.81	-57.3	2.39	11.88	V
	10170	-46.53	-25	-21.53	-80.21	-56.1	2.70	12.27	V
	15264	-46.74	-25	-21.74	-83.25	-57	3.71	13.97	V
									V
									V

Highest	5184	-42.54	-25	-17.54	-66.09	-49.8	2.44	9.70	H
	7776	-50.07	-25	-25.07	-77.93	-59.7	2.34	11.97	H
	10368	-42.85	-25	-17.85	-80.96	-52.5	2.69	12.35	H
	15552	-43.20	-25	-18.20	-80.07	-53.6	3.83	14.23	H
									H
									H
	5184	-42.84	-25	-17.84	-66.58	-50.1	2.44	9.70	V
	7776	-48.17	-25	-23.17	-76.08	-57.8	2.34	11.97	V
	10368	-45.45	-25	-20.45	-77.32	-55.1	2.69	12.35	V
	15552	-45.20	-25	-20.20	-81.97	-55.6	3.83	14.23	V
									V
									V

Remark: Spurious emissions within 30-1000MHz were found more than 20dB below limit line.

MIMO <OAI 3 Antenna + OAI 1 Antenna>

5G NR n41_HPUE

5G NR n41_HPUE / 100MHz / QPSK									
Channel	Frequency (MHz)	EIRP (dBm)	Limit (dBm)	Margin (dB)	SPA Reading (dBm)	S.G. Power (dBm)	TX Cable loss (dB)	TX Antenna Gain (dBi)	Polarization (H/V)
Lowest	4998	-41.96	-25	-16.96	-65.87	-49.32	2.34	9.70	H
	7494	-47.56	-25	-22.56	-74.55	-56.92	2.43	11.79	H
	9990	-47.84	-25	-22.84	-79.16	-57.35	2.69	12.21	H
	12492	-41.92	-25	-16.92	-76.83	-51.52	2.80	12.40	H
	14994	-43.89	-25	-18.89	-80.34	-53.89	3.60	13.59	H
									H
	4998	-45.59	-25	-20.59	-69.29	-52.95	2.34	9.70	V
	7494	-45.02	-25	-20.02	-72.31	-54.38	2.43	11.79	V
	9990	-45.36	-25	-20.36	-76.64	-54.87	2.69	12.21	V
	12492	-47.77	-25	-22.77	-81.96	-57.37	2.80	12.40	V
	14994	-42.13	-25	-17.13	-78.91	-52.13	3.60	13.59	V
									V
Middle	5088	-44.38	-25	-19.38	-68.48	-51.69	2.39	9.70	H
	7632	-49.12	-25	-24.12	-76.58	-58.61	2.39	11.88	H
	10170	-49.54	-25	-24.54	-81.2	-59.11	2.70	12.27	H
	15264	-39.76	-25	-14.76	-76.71	-50.02	3.71	13.97	H
									H
									H
	5088	-44.74	-25	-19.74	-68.65	-52.05	2.39	9.70	V
	7632	-44.74	-25	-19.74	-72.42	-54.23	2.39	11.88	V
	10170	-48.25	-25	-23.25	-79.75	-57.82	2.70	12.27	V
	15264	-40.48	-25	-15.48	-77.49	-50.74	3.71	13.97	V
									V
									V

Highest	5184	-37.96	-25	-12.96	-62.07	-45.22	2.44	9.70	H
	7776	-26.98	-25	-1.98	-54.98	-36.61	2.34	11.97	H
	10368	-48.87	-25	-23.87	-80.88	-58.52	2.69	12.35	H
	15552	-42.08	-25	-17.08	-79.37	-52.48	3.83	14.23	H
									H
									H
	5184	-42.75	-25	-17.75	-66.71	-50.01	2.44	9.70	V
	7776	-43.18	-25	-18.18	-71.39	-52.81	2.34	11.97	V
	10368	-47.01	-25	-22.01	-78.82	-56.66	2.69	12.35	V
	15552	-43.34	-25	-18.34	-80.51	-53.74	3.83	14.23	V
									V
									V

Remark: Spurious emissions within 30-1000MHz were found more than 20dB below limit line.

MIMO <OAI 4 Antenna + OAI 1 Antenna>

5G NR n41_HPUE

5G NR n41_HPUE / 100MHz / QPSK									
Channel	Frequency (MHz)	EIRP (dBm)	Limit (dBm)	Margin (dB)	SPA Reading (dBm)	S.G. Power (dBm)	TX Cable loss (dB)	TX Antenna Gain (dBi)	Polarization (H/V)
Lowest	4992	-48.75	-25	-23.75	-72.3	-56.1	2.33	9.68	H
	7494	-50.84	-25	-25.84	-77.43	-60.2	2.43	11.79	H
	9990	-48.99	-25	-23.99	-79.9	-58.5	2.69	12.21	H
	12492	-46.70	-25	-21.70	-81.3	-56.3	2.80	12.40	H
									H
									H
	4992	-52.75	-25	-27.75	-76.41	-60.1	2.33	9.68	V
	7494	-51.94	-25	-26.94	-78.85	-61.3	2.43	11.79	V
	9990	-47.09	-25	-22.09	-78.09	-56.6	2.69	12.21	V
	12492	-49.90	-25	-24.90	-83.63	-59.5	2.80	12.40	V
									V
									V
Middle	5088	-41.09	-25	-16.09	-64.99	-48.4	2.39	9.70	H
	7632	-42.71	-25	-17.71	-69.91	-52.2	2.39	11.88	H
	10170	-50.03	-25	-25.03	-81.25	-59.6	2.70	12.27	H
	15264	-43.34	-25	-18.34	-80.68	-53.6	3.71	13.97	H
									H
									H
	5088	-42.99	-25	-17.99	-66.65	-50.3	2.39	9.70	V
	7632	-44.11	-25	-19.11	-71.14	-53.6	2.39	11.88	V
	10170	-51.63	-25	-26.63	-82.84	-61.2	2.70	12.27	V
	15264	-46.54	-25	-21.54	-83.57	-56.8	3.71	13.97	V
									V
									V

Highest	5184	-46.34	-25	-21.34	-70.62	-53.6	2.44	9.70	H
	7776	-54.27	-25	-29.27	-81.98	-63.9	2.34	11.97	H
	10368	-51.45	-25	-26.45	-83.1	-61.1	2.69	12.35	H
									H
									H
									H
	5184	-54.34	-25	-29.34	-77.81	-61.6	2.44	9.70	V
	7776	-53.67	-25	-28.67	-81.6	-63.3	2.34	11.97	V
	10368	-50.05	-25	-25.05	-81.8	-59.7	2.69	12.35	V
									V
									V
									V

Remark: Spurious emissions within 30-1000MHz were found more than 20dB below limit line.

MIMO <OAI 4 Antenna + OAI 2 Antenna>

5G NR n41_HPUE

5G NR n41_HPUE / 100MHz / QPSK									
Channel	Frequency (MHz)	EIRP (dBm)	Limit (dBm)	Margin (dB)	SPA Reading (dBm)	S.G. Power (dBm)	TX Cable loss (dB)	TX Antenna Gain (dBi)	Polarization (H/V)
Lowest	4992	-44.95	-25	-19.95	-68.63	-52.3	2.33	9.68	H
	7494	-50.94	-25	-25.94	-77.65	-60.3	2.43	11.79	H
	9990	-45.79	-25	-20.79	-77.01	-55.3	2.69	12.21	H
	12492	-45.90	-25	-20.90	-80.13	-55.5	2.80	12.40	H
	14976	-44.32	-25	-19.32	-80.73	-54.3	3.59	13.57	H
									H
	4992	-46.75	-25	-21.75	-70.37	-54.1	2.33	9.68	V
	7494	-50.24	-25	-25.24	-77.2	-59.6	2.43	11.79	V
	9990	-43.29	-25	-18.29	-74.22	-52.8	2.69	12.21	V
	12492	-48.70	-25	-23.70	-82.22	-58.3	2.80	12.40	V
	14976	-42.52	-25	-17.52	-79.01	-52.5	3.59	13.57	V
									V
Middle	5088	-37.99	-25	-12.99	-61.91	-45.3	2.39	9.70	H
	7632	-50.21	-25	-25.21	-77.31	-59.7	2.39	11.88	H
	10170	-48.23	-25	-23.23	-79.34	-57.8	2.70	12.27	H
	15264	-39.94	-25	-14.94	-76.28	-50.2	3.71	13.97	H
									H
									H
	5088	-42.29	-25	-17.29	-65.65	-49.6	2.39	9.70	V
	7632	-51.71	-25	-26.71	-78.91	-61.2	2.39	11.88	V
	10170	-49.33	-25	-24.33	-79.63	-58.9	2.70	12.27	V
	15264	-42.44	-25	-17.44	-78.89	-52.7	3.71	13.97	V
									V
									V

Highest	5184	-47.84	-25	-22.84	-71.31	-55.1	2.44	9.70	H
	7776	-53.57	-25	-28.57	-81.34	-63.2	2.34	11.97	H
	10368	-50.45	-25	-25.45	-81.96	-60.1	2.69	12.35	H
									H
									H
									H
	5184	-51.64	-25	-26.64	-75.21	-58.9	2.44	9.70	V
	7776	-53.67	-25	-28.67	-81.33	-63.3	2.34	11.97	V
	10360	-50.55	-25	-25.55	-82.04	-60.2	2.69	12.34	V
									V
									V
									V

Remark: Spurious emissions within 30-1000MHz were found more than 20dB below limit line.

MIMO <OAI 4 Antenna + OAI 3 Antenna>

5G NR n41_HPUE

5G NR n41_HPUE / 100MHz / QPSK									
Channel	Frequency (MHz)	EIRP (dBm)	Limit (dBm)	Margin (dB)	SPA Reading (dBm)	S.G. Power (dBm)	TX Cable loss (dB)	TX Antenna Gain (dBi)	Polarization (H/V)
Lowest	4992	-43.56	-25	-18.56	-67.51	-50.91	2.33	9.68	H
	7494	-52.82	-25	-27.82	-79.86	-62.18	2.43	11.79	H
	9990	-49.50	-25	-24.50	-80.83	-59.01	2.69	12.21	H
	12492	-46.56	-25	-21.56	-81.5	-56.16	2.80	12.40	H
	14976	-43.69	-25	-18.69	-80.21	-53.67	3.59	13.57	H
									H
	4992	-40.02	-25	-15.02	-63.77	-47.37	2.33	9.68	V
	7494	-48.79	-25	-23.79	-76.07	-58.15	2.43	11.79	V
	9990	-44.94	-25	-19.94	-76.21	-54.45	2.69	12.21	V
	12492	-49.30	-25	-24.30	-83.49	-58.9	2.80	12.40	V
	14976	-44.71	-25	-19.71	-81.49	-54.69	3.59	13.57	V
									V
Middle	5088	-37.79	-25	-12.79	-61.77	-45.1	2.39	9.70	H
	7632	-53.31	-25	-28.31	-80.17	-62.8	2.39	11.88	H
	10170	-50.03	-25	-25.03	-81.19	-59.6	2.70	12.27	H
	15264	-41.44	-25	-16.44	-78.11	-51.7	3.71	13.97	H
									H
									H
	5088	-38.19	-25	-13.19	-61.73	-45.5	2.39	9.70	V
	7632	-49.81	-25	-24.81	-77.05	-59.3	2.39	11.88	V
	10170	-49.53	-25	-24.53	-80.69	-59.1	2.70	12.27	V
	15264	-43.04	-25	-18.04	-79.76	-53.3	3.71	13.97	V
									V
									V

Highest	5184	-42.28	-25	-17.28	-66.45	-49.54	2.44	9.70	H
	7776	-49.68	-25	-24.68	-77.67	-59.31	2.34	11.97	H
	10368	-49.26	-25	-24.26	-81.25	-58.91	2.69	12.35	H
	15552	-43.81	-25	-18.81	-81.05	-54.21	3.83	14.23	H
									H
									H
	5184	-45.27	-25	-20.27	-69.3	-52.53	2.44	9.70	V
	7776	-51.22	-25	-26.22	-79.28	-60.85	2.34	11.97	V
	10368	-49.18	-25	-24.18	-81.06	-58.83	2.69	12.35	V
	15552	-44.50	-25	-19.50	-81.76	-54.9	3.83	14.23	V
									V
									V

Remark: Spurious emissions within 30-1000MHz were found more than 20dB below limit line.

MIMO <EA 2 Antenna + EA 1_5 Antenna>

5G NR n41_HPUE

5G NR n41_HPUE / 100MHz / QPSK									
Channel	Frequency (MHz)	EIRP (dBm)	Limit (dBm)	Margin (dB)	SPA Reading (dBm)	S.G. Power (dBm)	TX Cable loss (dB)	TX Antenna Gain (dBi)	Polarization (H/V)
Lowest	4992	-46.25	-25	-21.25	-69.83	-53.6	2.33	9.68	H
	7494	-51.74	-25	-26.74	-78.49	-61.1	2.43	11.79	H
	9990	-46.79	-25	-21.79	-78.2	-56.3	2.69	12.21	H
	12492	-47.70	-25	-22.70	-82.18	-57.3	2.80	12.40	H
	14994	-46.60	-25	-21.60	-82.95	-56.6	3.60	13.59	H
									H
	4992	-42.25	-25	-17.25	-65.58	-49.6	2.33	9.68	V
	7494	-51.54	-25	-26.54	-78.75	-60.9	2.43	11.79	V
	9990	-47.09	-25	-22.09	-78.15	-56.6	2.69	12.21	V
	12492	-47.40	-25	-22.40	-81.14	-57	2.80	12.40	V
	14994	-43.80	-25	-18.80	-80.23	-53.8	3.60	13.59	V
									V
Middle	5088	-42.99	-25	-17.99	-66.66	-50.3	2.39	9.70	H
	7632	-52.81	-25	-27.81	79.74	-62.3	2.39	11.88	H
	10170	-50.13	-25	-25.13	-81.27	-59.7	2.70	12.27	H
	15264	-44.24	-25	-19.24	-81.14	-54.5	3.71	13.97	H
									H
									H
	5088	-42.29	-25	-17.29	-65.55	-49.6	2.39	9.70	V
	7632	-50.71	-25	-25.71	-78.21	-60.2	2.39	11.88	V
	10170	-49.03	-25	-24.03	-80.1	-58.6	2.70	12.27	V
	15264	-41.24	-25	-16.24	-78.02	-51.5	3.71	13.97	V
									V
									V

Highest	5184	-43.54	-25	-18.54	-67.73	-50.8	2.44	9.70	H
	7776	-53.67	-25	-28.67	-81.4	-63.3	2.34	11.97	H
	10368	-50.45	-25	-25.45	-82.07	-60.1	2.69	12.35	H
	15552	-42.90	-25	-17.90	-79.68	-53.3	3.83	14.23	H
									H
									H
	5184	-40.94	-25	-15.94	-64.7	-48.2	2.44	9.70	V
	7776	-51.77	-25	-26.77	-79.96	-61.4	2.34	11.97	V
	10368	-48.55	-25	-23.55	-80.27	-58.2	2.69	12.35	V
	15552	-42.20	-25	-17.20	-79.37	-52.6	3.83	14.23	V
									V
									V

Remark: Spurious emissions within 30-1000MHz were found more than 20dB below limit line.

MIMO <EA 2 Antenna + EA 3_6 Antenna>

5G NR n41_HPUE

5G NR n41_HPUE / 100MHz / QPSK									
Channel	Frequency (MHz)	EIRP (dBm)	Limit (dBm)	Margin (dB)	SPA Reading (dBm)	S.G. Power (dBm)	TX Cable loss (dB)	TX Antenna Gain (dBi)	Polarization (H/V)
Lowest	4992	-51.95	-25	-26.95	-75.24	-59.3	2.33	9.68	H
	7494	-54.94	-25	-29.94	-81.38	-64.3	2.43	11.79	H
	9990	-49.09	-25	-24.09	-80.09	-58.6	2.69	12.21	H
									H
									H
									H
	4992	-44.25	-25	-19.25	-67.7	-51.6	2.33	9.68	V
	7494	-52.84	-25	-27.84	-79.81	-62.2	2.43	11.79	V
	9990	-50.79	-25	-25.79	-81.87	-60.3	2.69	12.21	V
									V
									V
									V
Middle	5088	-43.89	-25	-18.89	-67.29	-51.2	2.39	9.70	H
	7632	-53.71	-25	-28.71	-80.96	-63.2	2.39	11.88	H
	10170	-51.13	-25	-26.13	-82.56	-60.7	2.70	12.27	H
	15264	-46.34	-25	-21.34	-83.12	-56.6	3.71	13.97	H
									H
									H
	5088	-43.79	-25	-18.79	-67.04	-51.1	2.39	9.70	V
	7632	-52.61	-25	-27.61	-80.08	-62.1	2.39	11.88	V
	10170	-51.13	-25	-26.13	-82.3	-60.7	2.70	12.27	V
	15264	-41.64	-25	-16.64	-78.43	-51.9	3.71	13.97	V
									V
									V

Highest	5184	-43.84	-25	-18.84	-68.03	-51.1	2.44	9.70	H
	7776	-53.67	-25	-28.67	-81.62	-63.3	2.34	11.97	H
	10368	-51.05	-25	-26.05	-82.89	-60.7	2.69	12.35	H
	15552	-46.70	-25	-21.70	-83.65	-57.1	3.83	14.23	H
									H
									H
	5184	-43.94	-25	-18.94	-67.65	-51.2	2.44	9.70	V
	7776	-53.47	-25	-28.47	-81.4	-63.1	2.34	11.97	V
	10368	-51.65	-25	-26.65	-82.78	-61.3	2.69	12.35	V
	15552	-44.80	-25	-19.80	-81.68	-55.2	3.83	14.23	V
									V
									V

Remark: Spurious emissions within 30-1000MHz were found more than 20dB below limit line.

MIMO <EA 3_6 Antenna + EA 1_5 Antenna>

5G NR n41_HPUE

5G NR n41_HPUE / 100MHz / QPSK									
Channel	Frequency (MHz)	EIRP (dBm)	Limit (dBm)	Margin (dB)	SPA Reading (dBm)	S.G. Power (dBm)	TX Cable loss (dB)	TX Antenna Gain (dBi)	Polarization (H/V)
Lowest	4992	-47.09	-25	-22.09	-71.13	-54.44	2.33	9.68	H
	7494	-54.27	-25	-29.27	-81.46	-63.63	2.43	11.79	H
	9990	-50.42	-25	-25.42	-81.75	-59.93	2.69	12.21	H
	12492	-47.85	-25	-22.85	-82.79	-57.45	2.80	12.40	H
	14994	-46.27	-25	-21.27	-82.76	-56.27	3.60	13.59	H
									H
	4992	-42.98	-25	-17.98	-66.74	-50.33	2.33	9.68	V
	7494	-52.67	-25	-27.67	-79.95	-62.03	2.43	11.79	V
	9990	-47.82	-25	-22.82	-79.17	-57.33	2.69	12.21	V
	12492	-47.48	-25	-22.48	-81.67	-57.08	2.80	12.40	V
	14994	-43.75	-25	-18.75	-80.51	-53.75	3.60	13.59	V
									V
Middle	5088	-48.38	-25	-23.38	-72.39	-55.69	2.39	9.70	H
	7632	-33.02	-25	-8.02	-60.49	-42.51	2.39	11.88	H
	10170	-49.25	-25	-24.25	-80.99	-58.82	2.70	12.27	H
	12726	-49.31	-25	-24.31	-81.76	-59.12	2.86	12.67	H
	15264	-43.29	-25	-18.29	-80.22	-53.55	3.71	13.97	H
									H
	5088	-42.01	-25	-17.01	-65.88	-49.32	2.39	9.70	V
	7632	-28.84	-25	-3.84	-56.53	-38.33	2.39	11.88	V
	10170	-47.86	-25	-22.86	-79.37	-57.43	2.70	12.27	V
	12726	-41.75	-25	-16.75	-76.85	-51.56	2.86	12.67	V
	15264	-43.12	-25	-18.12	-80.14	-53.38	3.71	13.97	V
									V

Highest	5184	-45.44	-25	-20.44	-69.18	-52.7	2.44	9.70	H
	7776	-33.17	-25	-8.17	-60.96	-42.8	2.34	11.97	H
	10368	-49.85	-25	-24.85	-81.51	-59.5	2.69	12.35	H
	12960	-41.57	-25	-16.57	-77.57	-51.6	2.92	12.95	H
	15552	-44.20	-25	-19.20	-81.37	-54.6	3.83	14.23	H
									H
	5184	-41.14	-25	-16.14	-64.86	-48.4	2.44	9.70	V
	7776	-28.87	-25	-3.87	-56.92	-38.5	2.34	11.97	V
	10368	-48.85	-25	-23.85	-80.26	-58.5	2.69	12.35	V
	12960	-34.07	-25	-9.07	-69.66	-44.1	2.92	12.95	V
	15552	-43.70	-25	-18.70	-80.76	-54.1	3.83	14.23	V
									V

Remark: Spurious emissions within 30-1000MHz were found more than 20dB below limit line.

MIMO <EA 4 Antenna + EA 1_5 Antenna>

5G NR n41_HPUE

5G NR n41_HPUE / 100MHz / QPSK									
Channel	Frequency (MHz)	EIRP (dBm)	Limit (dBm)	Margin (dB)	SPA Reading (dBm)	S.G. Power (dBm)	TX Cable loss (dB)	TX Antenna Gain (dBi)	Polarization (H/V)
Lowest	4992	-46.15	-25	-21.15	-69.81	-53.5	2.33	9.68	H
	7494	-52.74	-25	-27.74	-79.09	-62.1	2.43	11.79	H
	9990	-49.19	-25	-24.19	-80.13	-58.7	2.69	12.21	H
	12492	-48.50	-25	-23.50	-83.24	-58.1	2.80	12.40	H
	14976	-45.52	-25	-20.52	-82.29	-55.5	3.59	13.57	H
									H
	4992	-40.75	-25	-15.75	-63.76	-48.1	2.33	9.68	V
	7494	-51.74	-25	-26.74	-78.88	-61.1	2.43	11.79	V
	9990	-48.39	-25	-23.39	-79.31	-57.9	2.69	12.21	V
	12492	-46.50	-25	-21.50	-81.03	-56.1	2.80	12.40	V
	14976	-44.12	-25	-19.12	-80.63	-54.1	3.59	13.57	V
									V
Middle	5088	-48.99	-25	-23.99	-72.97	-56.3	2.39	9.70	H
	7632	-55.71	-25	-30.71	-83.54	-65.2	2.39	11.88	H
	10170	-53.03	-25	-28.03	-84.74	-62.6	2.70	12.27	H
	15264	-48.24	-25	-23.24	-85.13	-58.5	3.71	13.97	H
									H
									H
	5088	-43.79	-25	-18.79	-67.05	-51.1	2.39	9.70	V
	7632	-52.61	-25	-27.61	-79.96	-62.1	2.39	11.88	V
	10170	-49.53	-25	-24.53	-80.74	-59.1	2.70	12.27	V
	15264	-42.54	-25	-17.54	-79.51	-52.8	3.71	13.97	V
									V
									V

Highest	5184	-41.84	-25	-16.84	-65.84	-49.1	2.44	9.70	H
	7776	-53.47	-25	-28.47	-81.24	-63.1	2.34	11.97	H
	10368	-50.05	-25	-25.05	-81.86	-59.7	2.69	12.35	H
	15552	-43.40	-25	-18.40	-80.62	-53.8	3.83	14.23	H
									H
									H
	5184	-40.94	-25	-15.94	-64.6	-48.2	2.44	9.70	V
	7776	-51.77	-25	-26.77	-79.98	-61.4	2.34	11.97	V
	10368	-50.55	-25	-25.55	-82	-60.2	2.69	12.35	V
	15552	-45.90	-25	-20.90	-82.77	-56.3	3.83	14.23	V
									V
									V

Remark: Spurious emissions within 30-1000MHz were found more than 20dB below limit line.

MIMO <EA 4 Antenna + EA 2 Antenna>

5G NR n41_HPUE

5G NR n41_HPUE / 100MHz / QPSK									
Channel	Frequency (MHz)	EIRP (dBm)	Limit (dBm)	Margin (dB)	SPA Reading (dBm)	S.G. Power (dBm)	TX Cable loss (dB)	TX Antenna Gain (dBi)	Polarization (H/V)
Lowest	4992	-46.75	-25	-21.75	-70.15	-54.1	2.33	9.68	H
	7494	-54.24	-25	-29.24	-81.14	-63.6	2.43	11.79	H
	9990	-50.99	-25	-25.99	-82.11	-60.5	2.69	12.21	H
	12492	-50.00	-25	-25.00	-84.49	-59.6	2.80	12.40	H
									H
									H
	4992	-42.95	-25	-17.95	-66.39	-50.3	2.33	9.68	V
	7494	-43.74	-25	-18.74	-80.53	-53.1	2.43	11.79	V
	9990	-50.09	-25	-25.09	-81.15	-59.6	2.69	12.21	V
	12492	-49.10	-25	-24.10	-82.61	-58.7	2.80	12.40	V
									V
									V
Middle	5088	-45.99	-25	-20.99	-69.46	-53.3	2.39	9.70	H
	7632	-54.01	-25	-29.01	-81.06	-63.5	2.39	11.88	H
	10170	-51.93	-25	-26.93	-83.16	-61.5	2.70	12.27	H
	15264	-47.84	-25	-22.84	-84.14	-58.1	3.71	13.97	H
									H
									H
	5088	-40.89	-25	-15.89	-64.54	-48.2	2.39	9.70	V
	7632	-54.41	-25	-29.41	-81.61	-63.9	2.39	11.88	V
	10170	-51.13	-25	-26.13	-82.31	-60.7	2.70	12.27	V
	15264	-46.04	-25	-21.04	-82.8	-56.3	3.71	13.97	V
									V
									V

Highest	5184	-44.84	-25	-19.84	-68.23	-52.1	2.44	9.70	H
	7776	-53.77	-25	-28.77	-81.51	-63.4	2.34	11.97	H
	10368	-51.75	-25	-26.75	-83.19	-61.4	2.69	12.35	H
	15552	-46.10	-25	-21.10	-83.16	-56.5	3.83	14.23	H
									H
									H
	5184	-44.34	-25	-19.34	-68.23	-51.6	2.44	9.70	V
	7776	-53.97	-25	-28.97	-81.51	-63.6	2.34	11.97	V
	10360	-51.85	-25	-26.85	-83.19	-61.5	2.69	12.34	V
	15552	-45.90	-25	-20.90	-83.16	-56.3	3.83	14.23	V
									V
									V

Remark: Spurious emissions within 30-1000MHz were found more than 20dB below limit line.

MIMO <EA 4 Antenna + EA 3_6 Antenna>

5G NR n41_HPUE

5G NR n41_HPUE / 100MHz / QPSK									
Channel	Frequency (MHz)	EIRP (dBm)	Limit (dBm)	Margin (dB)	SPA Reading (dBm)	S.G. Power (dBm)	TX Cable loss (dB)	TX Antenna Gain (dBi)	Polarization (H/V)
Lowest	4992	-46.75	-25	-21.75	-76.39	-54.1	2.33	9.68	H
	7494	-42.34	-25	-17.34	-74.09	-51.7	2.43	11.79	H
	9990	-44.29	-25	-19.29	-81.76	-53.8	2.69	12.21	H
									H
									H
									H
	4992	-45.35	-25	-20.35	-74.03	-52.7	2.33	9.68	V
	7494	-47.24	-25	-22.24	-79.65	-56.6	2.43	11.79	V
	9990	-43.79	-25	-18.79	-81.31	-53.3	2.69	12.21	V
									V
									V
									V
Middle	5088	-47.29	-25	-22.29	-76.85	-54.6	2.39	9.70	H
	7632	-38.21	-25	-13.21	-70.47	-47.7	2.39	11.88	H
	10170	-43.53	-25	-18.53	-81.47	-53.1	2.70	12.27	H
									H
									H
									H
	5088	-46.99	-25	-21.99	-76.35	-54.3	2.39	9.70	V
	7632	-35.81	-25	-10.81	-68.45	-45.3	2.39	11.88	V
	10170	-43.73	-25	-18.73	-81.38	-53.3	2.70	12.27	V
									V
									V
									V

Highest	5184	-44.24	-25	-19.24	-73.88	-51.5	2.44	9.70	H
	7776	-35.47	-25	-10.47	-68.24	-45.1	2.34	11.97	H
	10368	-43.95	-25	-18.95	-82.13	-53.6	2.69	12.35	H
	12960	-42.17	-25	-17.17	-81.95	-52.2	2.92	12.95	H
	15552	-41.90	-25	-16.90	-81.57	-52.3	3.83	14.23	H
									H
	5184	-45.04	-25	-20.04	-70.9	-52.3	2.44	9.70	V
	7776	-31.87	-25	-6.87	-64.96	-41.5	2.34	11.97	V
	10368	-44.55	-25	-19.55	-82.08	-54.2	2.69	12.35	V
	12960	-42.17	-25	-17.17	-80.8	-52.2	2.92	12.95	V
	15552	-40.80	-25	-15.80	-80.66	-51.2	3.83	14.23	V
									V

Remark: Spurious emissions within 30-1000MHz were found more than 20dB below limit line.

MIMO <DA 4 Antenna + DA 2 Antenna>

5G NR n41_HPUE

5G NR n41_HPUE / 100MHz / QPSK									
Channel	Frequency (MHz)	EIRP (dBm)	Limit (dBm)	Margin (dB)	SPA Reading (dBm)	S.G. Power (dBm)	TX Cable loss (dB)	TX Antenna Gain (dBi)	Polarization (H/V)
Lowest	4992	-47.35	-25	-22.35	-71.03	-54.7	2.33	9.68	H
	7494	-47.74	-25	-22.74	-74.47	-57.1	2.43	11.79	H
	9990	-43.99	-25	-18.99	-75.14	-53.5	2.69	12.21	H
									H
									H
									H
	4992	-44.15	-25	-19.15	-67.74	-51.5	2.33	9.68	V
	7494	-48.34	-25	-23.34	-75.41	-57.7	2.43	11.79	V
	9990	-47.69	-25	-22.69	-78.58	-57.2	2.69	12.21	V
									V
									V
									V
Middle	5088	-44.89	-25	-19.89	-68.62	-52.2	2.39	9.70	H
	7632	-52.01	-25	-27.01	-79.37	-61.5	2.39	11.88	H
	10170	-47.93	-25	-22.93	-79.06	-57.5	2.70	12.27	H
	15264	-42.24	-25	-17.24	-78.95	-52.5	3.71	13.97	H
									H
									H
	5088	-49.29	-25	-24.29	-66.52	-56.6	2.39	9.70	V
	7632	-38.71	-25	-13.71	-77.51	-48.2	2.39	11.88	V
	10170	-49.33	-25	-24.33	-80.46	-58.9	2.70	12.27	V
	15264	-38.94	-25	-13.94	-75.49	-49.2	3.71	13.97	V
									V
									V

Highest	5184	-55.64	-25	-30.64	-79.86	-62.9	2.44	9.70	H
	7776	-52.87	-25	-27.87	-80.54	-62.5	2.34	11.97	H
	10368	-49.95	-25	-24.95	-81.55	-59.6	2.69	12.35	H
									H
									H
									H
	5178	-54.24	-25	-29.24	-78.07	-61.5	2.44	9.70	V
	7776	-53.67	-25	-28.67	-81.35	-63.3	2.34	11.97	V
	10360	-48.95	-25	-23.95	-80.54	-58.6	2.69	12.34	V
									V
									V
									V

Remark: Spurious emissions within 30-1000MHz were found more than 20dB below limit line.