**#01 CDMA2000 BC0_RC3+SO55_Right Cheek_Ch384**

**DUT: 143002**

Communication System: CDMA ; Frequency: 836.52 MHz;Duty Cycle: 1:1
Medium: HSL_850_110612 Medium parameters used: f = 837 MHz; $\sigma$ = 0.901 mho/m; $\varepsilon_r$ = 41.2; $\rho$ = 1000 kg/m$^3$
Ambient Temperature：22.7 °C; Liquid Temperature：21.8 °C

DASY5 Configuration:
- Probe: ET3DV6 - SN1787; ConvF(6.71, 6.71, 6.71); Calibrated: 2011/5/20
- Sensor-Surface: 4mm (Mechanical Surface Detection)
- Electronics: DAE4 Sn1249; Calibrated: 2011/2/21
- Phantom: SAM-Back; Type: QD 000 P40 C; Serial: TP-1383
- Measurement SW: DASY5, V5.0 Build 125; SEMCAD X Version 13.4 Build 125

**Ch384/Area Scan (61x101x1):** Measurement grid: dx=20mm, dy=20mm
Maximum value of SAR (interpolated) = 0.911 mW/g

**Ch384/Zoom Scan (5x5x7)/Cube 0:** Measurement grid: dx=8mm, dy=8mm, dz=5mm
Reference Value = 28.5 V/m; Power Drift = -0.093 dB
Peak SAR (extrapolated) = 1.7 W/kg
**SAR(1 g) = 0.858 mW/g; SAR(10 g) = 0.530 mW/g**
Maximum value of SAR (measured) = 0.928 mW/g

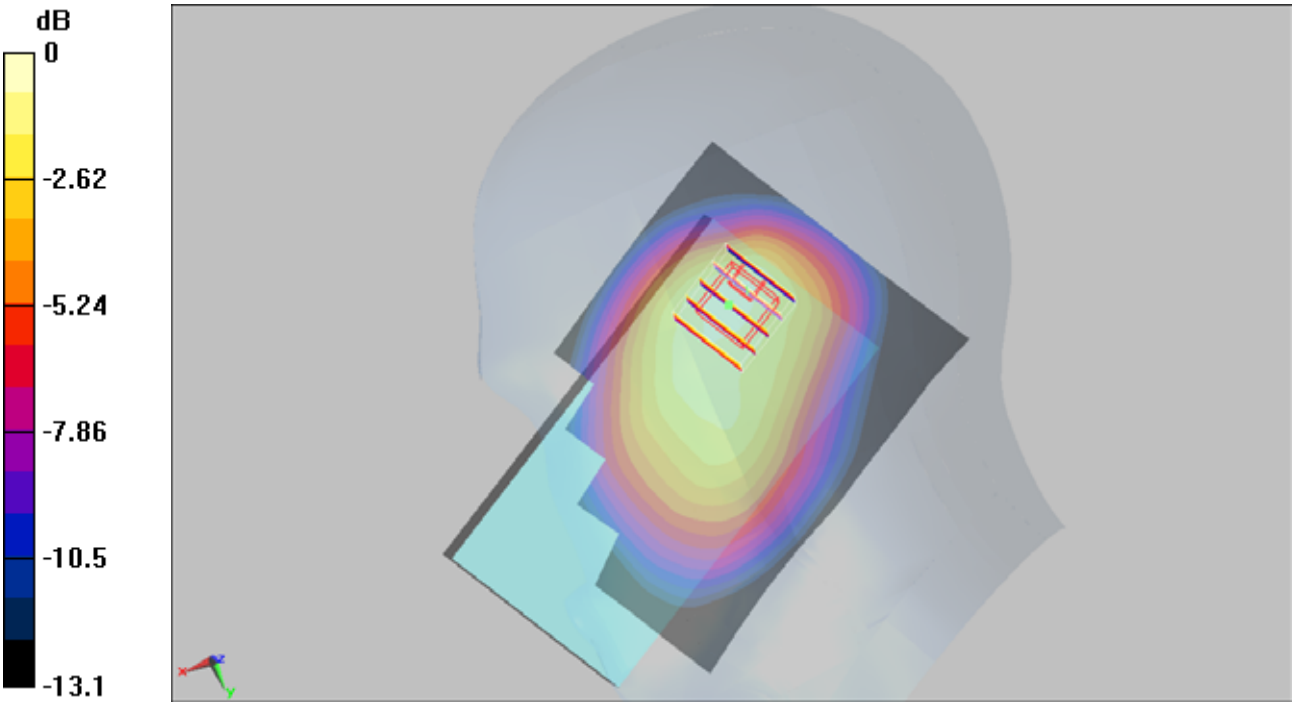


0 dB = 0.928mW/g

**#02 CDMA2000 BC0_RC3+SO55_Right Tilted_Ch384**

**DUT: 143002**

Communication System: CDMA ; Frequency: 836.52 MHz;Duty Cycle: 1:1
Medium: HSL_850_110612 Medium parameters used: f = 837 MHz; $\sigma$ = 0.901 mho/m; $\varepsilon_r$ = 41.2; $\rho$ = 1000 kg/m$^3$
Ambient Temperature：22.7 °C; Liquid Temperature：21.8 °C

DASY5 Configuration:
- Probe: ET3DV6 - SN1787; ConvF(6.71, 6.71, 6.71); Calibrated: 2011/5/20
- Sensor-Surface: 4mm (Mechanical Surface Detection)
- Electronics: DAE4 Sn1249; Calibrated: 2011/2/21
- Phantom: SAM-Back; Type: QD 000 P40 C; Serial: TP-1383
- Measurement SW: DASY5, V5.0 Build 125; SEMCAD X Version 13.4 Build 125

**Ch384/Area Scan (61x101x1):** Measurement grid: dx=20mm, dy=20mm
Maximum value of SAR (interpolated) = 0.838 mW/g

**Ch384/Zoom Scan (5x5x7)/Cube 0:** Measurement grid: dx=8mm, dy=8mm, dz=5mm
Reference Value = 26.2 V/m; Power Drift = 0.020 dB
Peak SAR (extrapolated) = 2.03 W/kg
**SAR(1 g) = 0.865 mW/g; SAR(10 g) = 0.460 mW/g**
Maximum value of SAR (measured) = 0.919 mW/g

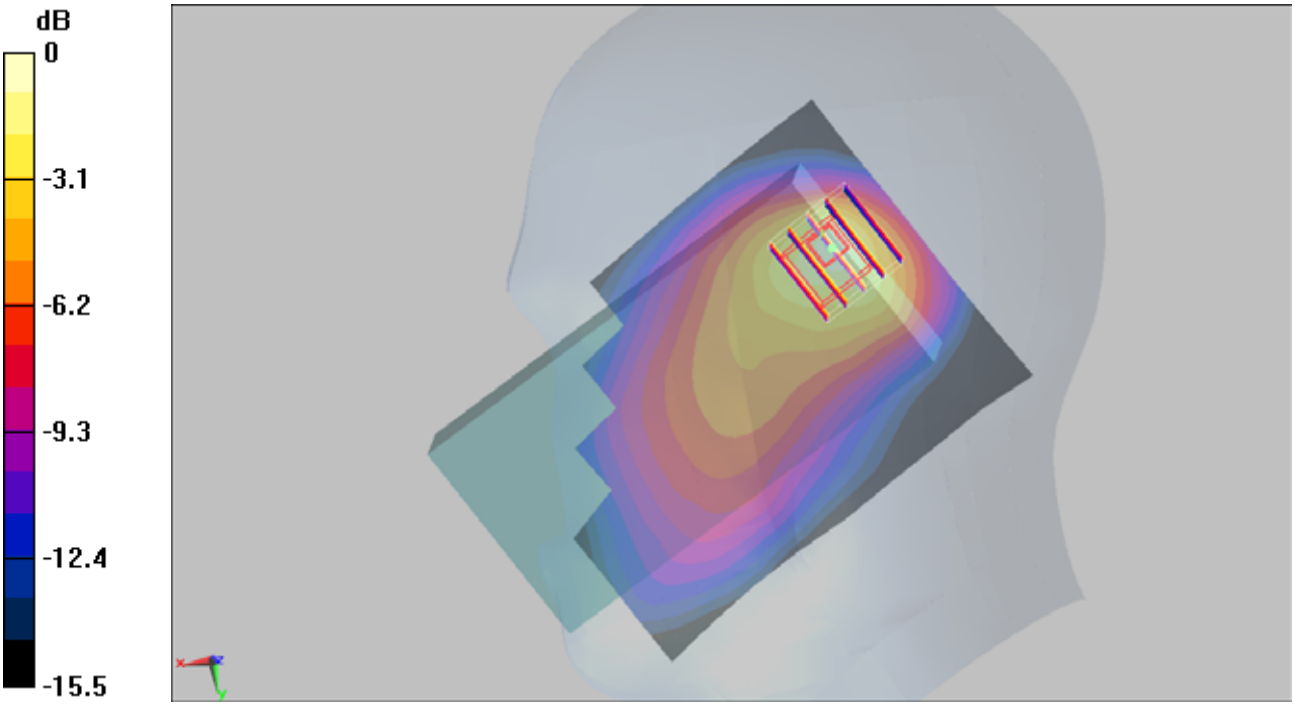


0 dB = 0.919mW/g

**#03 CDMA2000 BC0_RC3+SO55_Left Cheek_Ch384**

**DUT: 143002**

Communication System: CDMA ; Frequency: 836.52 MHz;Duty Cycle: 1:1
Medium: HSL_850_110612 Medium parameters used: f = 837 MHz; $\sigma$ = 0.901 mho/m; $\varepsilon_r$ = 41.2; $\rho$ = 1000 kg/m$^3$
Ambient Temperature：22.7 °C; Liquid Temperature：21.8 °C

DASY5 Configuration:
- Probe: ET3DV6 - SN1787; ConvF(6.71, 6.71, 6.71); Calibrated: 2011/5/20
- Sensor-Surface: 4mm (Mechanical Surface Detection)
- Electronics: DAE4 Sn1249; Calibrated: 2011/2/21
- Phantom: SAM-Back; Type: QD 000 P40 C; Serial: TP-1383
- Measurement SW: DASY5, V5.0 Build 125; SEMCAD X Version 13.4 Build 125

**Ch384/Area Scan (61x101x1):** Measurement grid: dx=20mm, dy=20mm
Maximum value of SAR (interpolated) = 0.675 mW/g

**Ch384/Zoom Scan (5x5x7)/Cube 0:** Measurement grid: dx=8mm, dy=8mm, dz=5mm
Reference Value = 27.1 V/m; Power Drift = 0.039 dB
Peak SAR (extrapolated) = 0.958 W/kg
**SAR(1 g) = 0.610 mW/g; SAR(10 g) = 0.411 mW/g**
Maximum value of SAR (measured) = 0.657 mW/g

**Ch384/Zoom Scan (5x5x7)/Cube 1:** Measurement grid: dx=8mm, dy=8mm, dz=5mm
Reference Value = 27.1 V/m; Power Drift = 0.039 dB
Peak SAR (extrapolated) = 0.558 W/kg
**SAR(1 g) = 0.485 mW/g; SAR(10 g) = 0.389 mW/g**
Maximum value of SAR (measured) = 0.503 mW/g

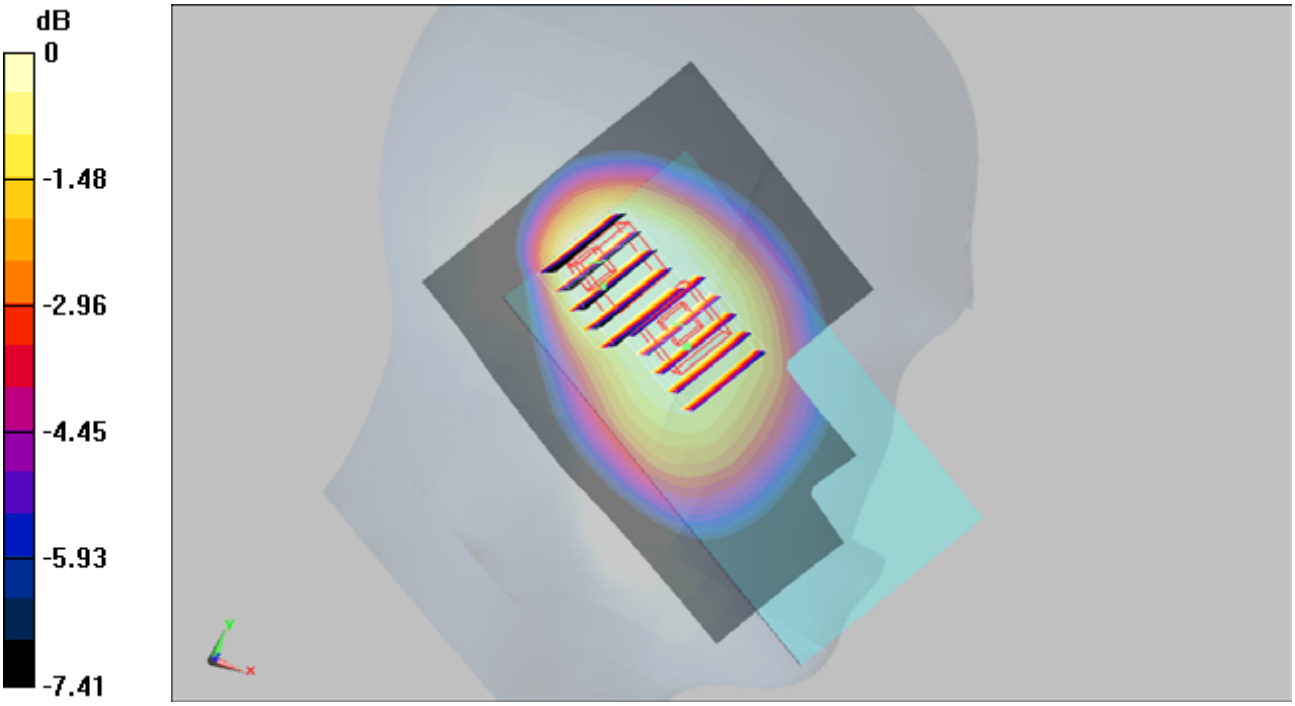


0 dB = 0.503mW/g

**#04 CDMA2000 BC0_RC3+SO55_Left Tilted_Ch384**

**DUT: 143002**

Communication System: CDMA ; Frequency: 836.52 MHz;Duty Cycle: 1:1
Medium: HSL_850_110612 Medium parameters used: f = 837 MHz; $\sigma$ = 0.901 mho/m; $\varepsilon_r$ = 41.2; $\rho$ = 1000 kg/m$^3$
Ambient Temperature：22.7 °C; Liquid Temperature：21.8 °C

DASY5 Configuration:
- Probe: ET3DV6 - SN1787; ConvF(6.71, 6.71, 6.71); Calibrated: 2011/5/20
- Sensor-Surface: 4mm (Mechanical Surface Detection)
- Electronics: DAE4 Sn1249; Calibrated: 2011/2/21
- Phantom: SAM-Back; Type: QD 000 P40 C; Serial: TP-1383
- Measurement SW: DASY5, V5.0 Build 125; SEMCAD X Version 13.4 Build 125

**Ch384/Area Scan (61x101x1):** Measurement grid: dx=20mm, dy=20mm
Maximum value of SAR (interpolated) = 0.621 mW/g

**Ch384/Zoom Scan (5x5x7)/Cube 0:** Measurement grid: dx=8mm, dy=8mm, dz=5mm
Reference Value = 25 V/m; Power Drift = -0.084 dB
Peak SAR (extrapolated) = 0.927 W/kg
**SAR(1 g) = 0.549 mW/g; SAR(10 g) = 0.347 mW/g**
Maximum value of SAR (measured) = 0.582 mW/g

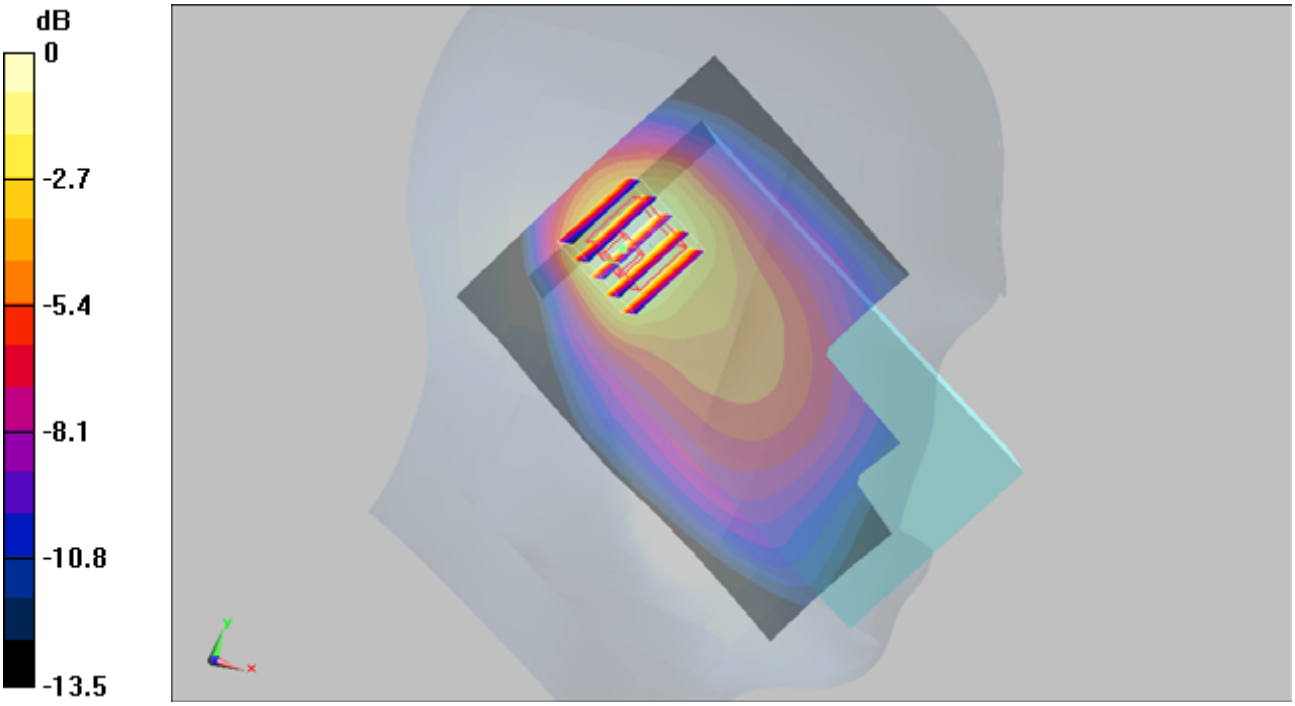


0 dB = 0.582mW/g

## #05 CDMA2000 BC0_RC3+SO55_Right Cheek_Ch1013

**DUT: 143002**

Communication System: CDMA ; Frequency: 824.7 MHz;Duty Cycle: 1:1
Medium: HSL_850_110621 Medium parameters used: f = 825 MHz; $\sigma$ = 0.884 mho/m; $\varepsilon_r$ = 41.8; $\rho$ = 1000 kg/m$^3$
Ambient Temperature：22.5 ℃; Liquid Temperature：21.5 ℃

DASY4 Configuration:
- Probe: ET3DV6 - SN1787; ConvF(6.71, 6.71, 6.71); Calibrated: 2011/5/20
- Sensor-Surface: 4mm (Mechanical Surface Detection)
- Electronics: DAE3 Sn495; Calibrated: 2011/4/28
- Phantom: SAM_Left; Type: SAM; Serial: TP-1150
- Measurement SW: DASY4, V4.7 Build 80; Postprocessing SW: SEMCAD, V1.8 Build 186

**Ch1013/Area Scan (61x101x1):** Measurement grid: dx=20mm, dy=20mm
Maximum value of SAR (interpolated) = 1.26 mW/g

**Ch1013/Zoom Scan (5x5x7)/Cube 0:** Measurement grid: dx=8mm, dy=8mm, dz=5mm
Reference Value = 27.8 V/m; Power Drift = -0.046 dB
Peak SAR (extrapolated) = 2.77 W/kg
**SAR(1 g) = 1.12 mW/g; SAR(10 g) = 0.596 mW/g**
Maximum value of SAR (measured) = 1.18 mW/g

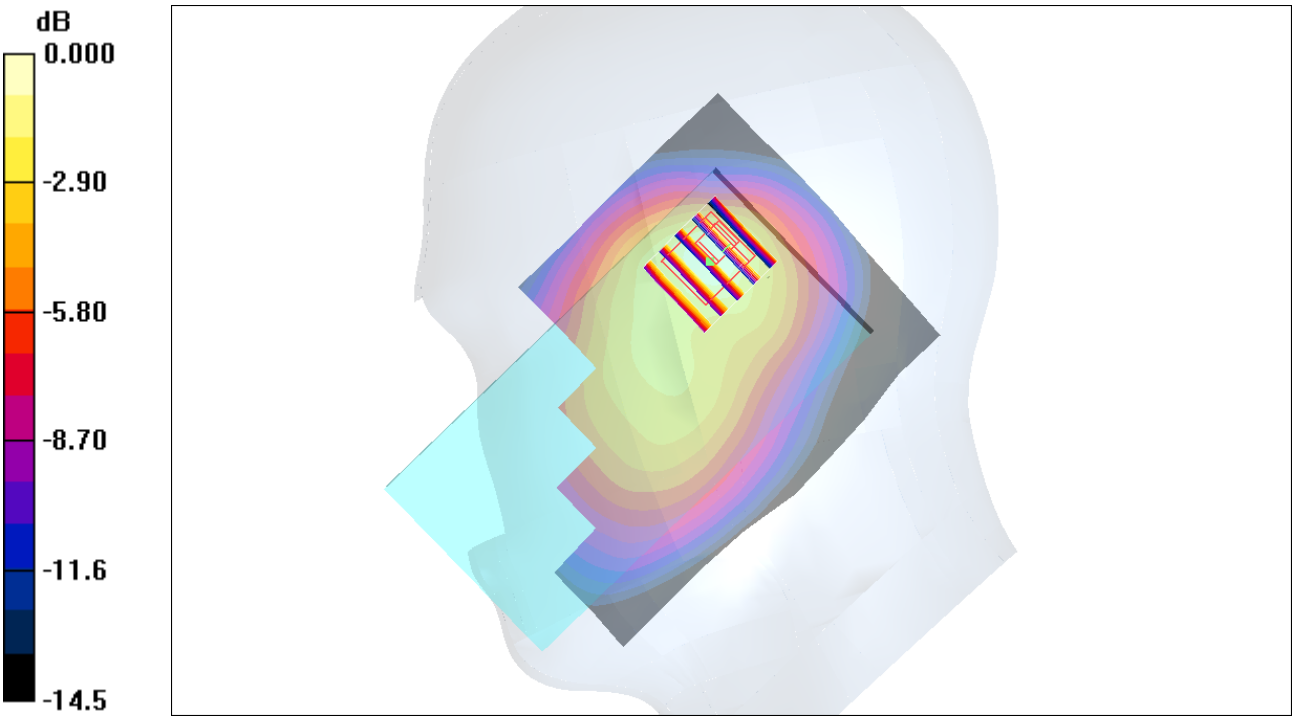


0 dB = 1.18mW/g

## #06 CDMA2000 BC0_RC3+SO55_Right Cheek_Ch777

**DUT: 143002**

Communication System: CDMA ; Frequency: 848.31 MHz;Duty Cycle: 1:1
Medium: HSL_850_110621 Medium parameters used: f = 848.31 MHz; $\sigma$ = 0.908 mho/m; $\varepsilon_r$ = 41.5; $\rho$ = 1000 kg/m$^3$
Ambient Temperature：22.5 ℃; Liquid Temperature：21.5 ℃

DASY4 Configuration:
- Probe: ET3DV6 - SN1787; ConvF(6.71, 6.71, 6.71); Calibrated: 2011/5/20
- Sensor-Surface: 4mm (Mechanical Surface Detection)
- Electronics: DAE3 Sn495; Calibrated: 2011/4/28
- Phantom: SAM_Left; Type: SAM; Serial: TP-1150
- Measurement SW: DASY4, V4.7 Build 80; Postprocessing SW: SEMCAD, V1.8 Build 186

**Ch777/Area Scan (61x101x1):** Measurement grid: dx=20mm, dy=20mm
Maximum value of SAR (interpolated) = 1.36 mW/g

**Ch777/Zoom Scan (5x5x7)/Cube 0:** Measurement grid: dx=8mm, dy=8mm, dz=5mm
Reference Value = 28.7 V/m; Power Drift = 0.022 dB
Peak SAR (extrapolated) = 3.24 W/kg
**SAR(1 g) = 1.23 mW/g; SAR(10 g) = 0.648 mW/g**
Maximum value of SAR (measured) = 1.33 mW/g

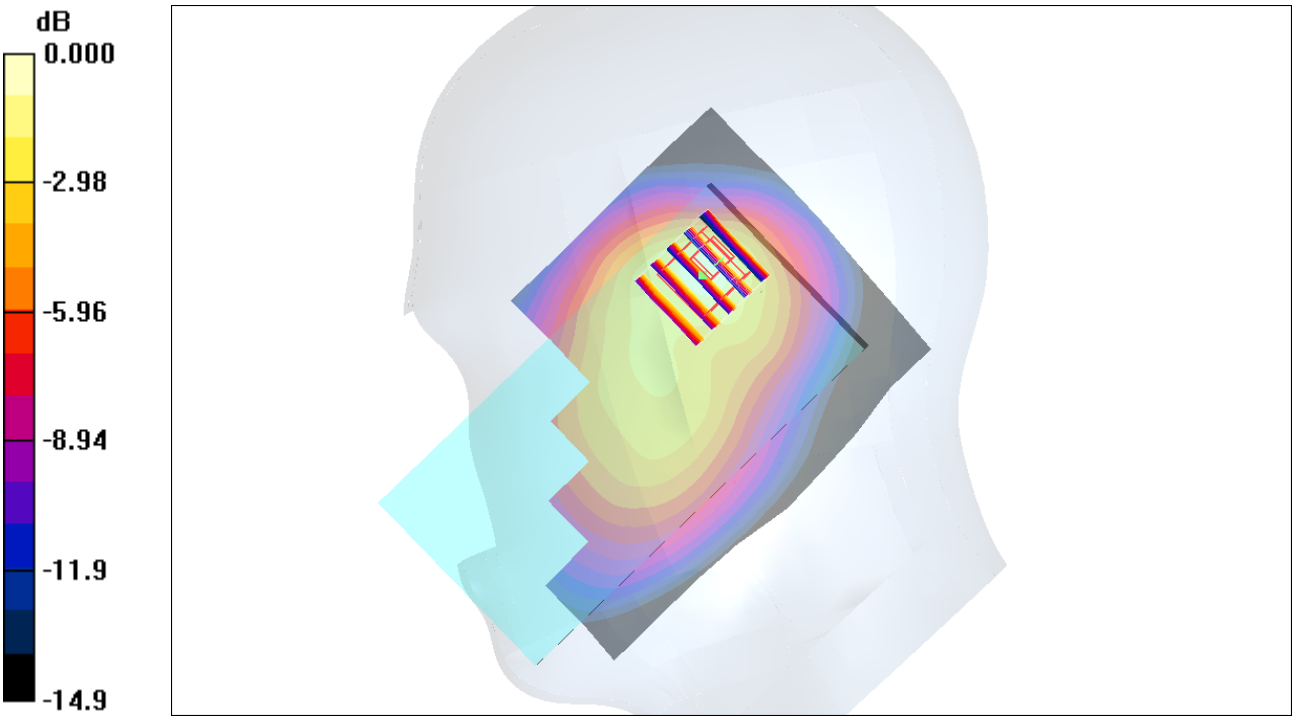


0 dB = 1.33mW/g

**#07 CDMA2000 BC0_RC3+SO55_Right Tilted_Ch1013**

**DUT: 143002**

Communication System: CDMA ; Frequency: 824.7 MHz;Duty Cycle: 1:1
Medium: HSL_850_110612 Medium parameters used: f = 825 MHz; $\sigma$ = 0.89 mho/m; $\varepsilon_r$ = 41.3; $\rho$ = 1000 kg/m$^3$
Ambient Temperature：22.7 °C; Liquid Temperature：21.8 °C

DASY5 Configuration:
- Probe: ET3DV6 - SN1787; ConvF(6.71, 6.71, 6.71); Calibrated: 2011/5/20
- Sensor-Surface: 4mm (Mechanical Surface Detection)
- Electronics: DAE4 Sn1249; Calibrated: 2011/2/21
- Phantom: SAM-Back; Type: QD 000 P40 C; Serial: TP-1383
- Measurement SW: DASY5, V5.0 Build 125; SEMCAD X Version 13.4 Build 125

**Ch1013/Area Scan (61x101x1):** Measurement grid: dx=20mm, dy=20mm
Maximum value of SAR (interpolated) = 0.880 mW/g

**Ch1013/Zoom Scan (5x5x7)/Cube 0:** Measurement grid: dx=8mm, dy=8mm, dz=5mm
Reference Value = 27.4 V/m; Power Drift = 0.069 dB
Peak SAR (extrapolated) = 2.13 W/kg
**SAR(1 g) = 0.921 mW/g; SAR(10 g) = 0.494 mW/g**
Maximum value of SAR (measured) = 0.980 mW/g

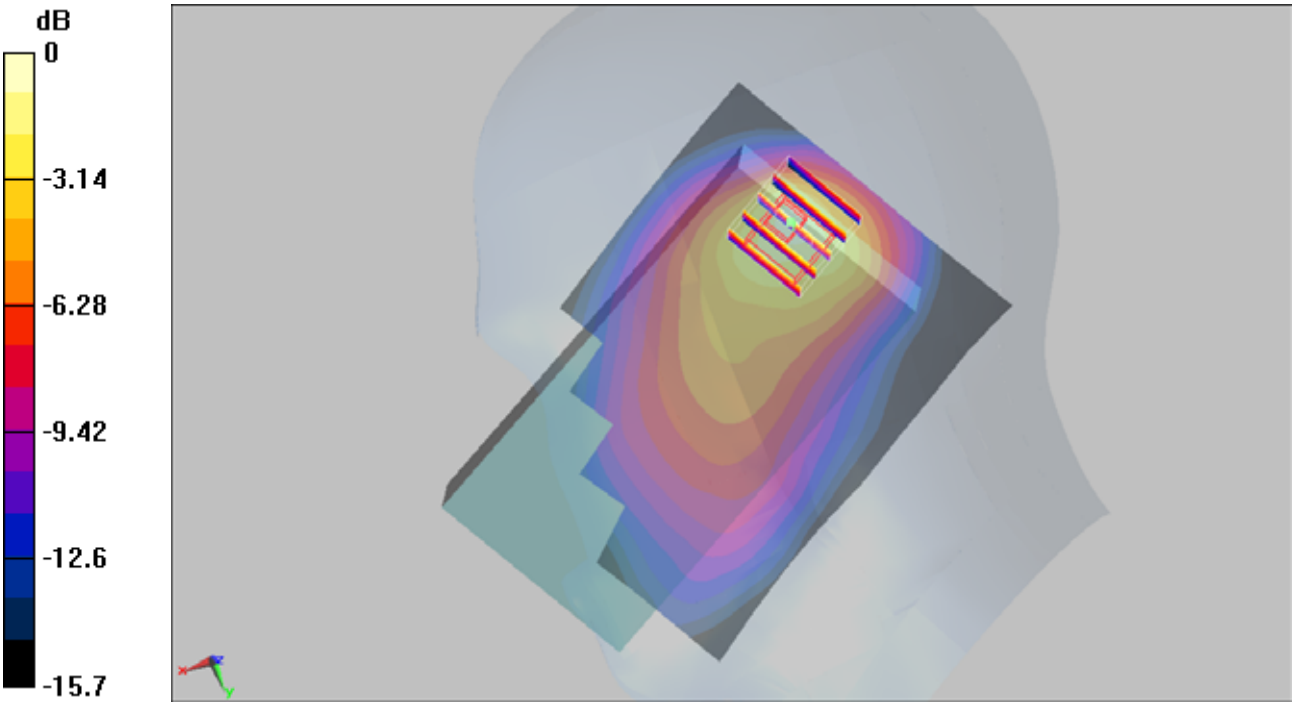


0 dB = 0.980mW/g

**#08 CDMA2000 BC0_RC3+SO55_Right Tilted_Ch777**

**DUT: 143002**

Communication System: CDMA ; Frequency: 848.31 MHz;Duty Cycle: 1:1
Medium: HSL_850_110612 Medium parameters used : f = 848.31 MHz; $\sigma$ = 0.911 mho/m; $\varepsilon_r$ = 41.1; $\rho$ = 1000 kg/m$^3$
Ambient Temperature：22.7 °C; Liquid Temperature：21.8 °C

DASY5 Configuration:
- Probe: ET3DV6 - SN1787; ConvF(6.71, 6.71, 6.71); Calibrated: 2011/5/20
- Sensor-Surface: 4mm (Mechanical Surface Detection)
- Electronics: DAE4 Sn1249; Calibrated: 2011/2/21
- Phantom: SAM-Back; Type: QD 000 P40 C; Serial: TP-1383
- Measurement SW: DASY5, V5.0 Build 125; SEMCAD X Version 13.4 Build 125

**Ch777/Area Scan (61x101x1):** Measurement grid: dx=20mm, dy=20mm
Maximum value of SAR (interpolated) = 1.16 mW/g

**Ch777/Zoom Scan (5x5x7)/Cube 0:** Measurement grid: dx=8mm, dy=8mm, dz=5mm
Reference Value = 30.8 V/m; Power Drift = 0.052 dB
Peak SAR (extrapolated) = 2.91 W/kg
**SAR(1 g) = 1.24 mW/g; SAR(10 g) = 0.653 mW/g**
Maximum value of SAR (measured) = 1.37 mW/g

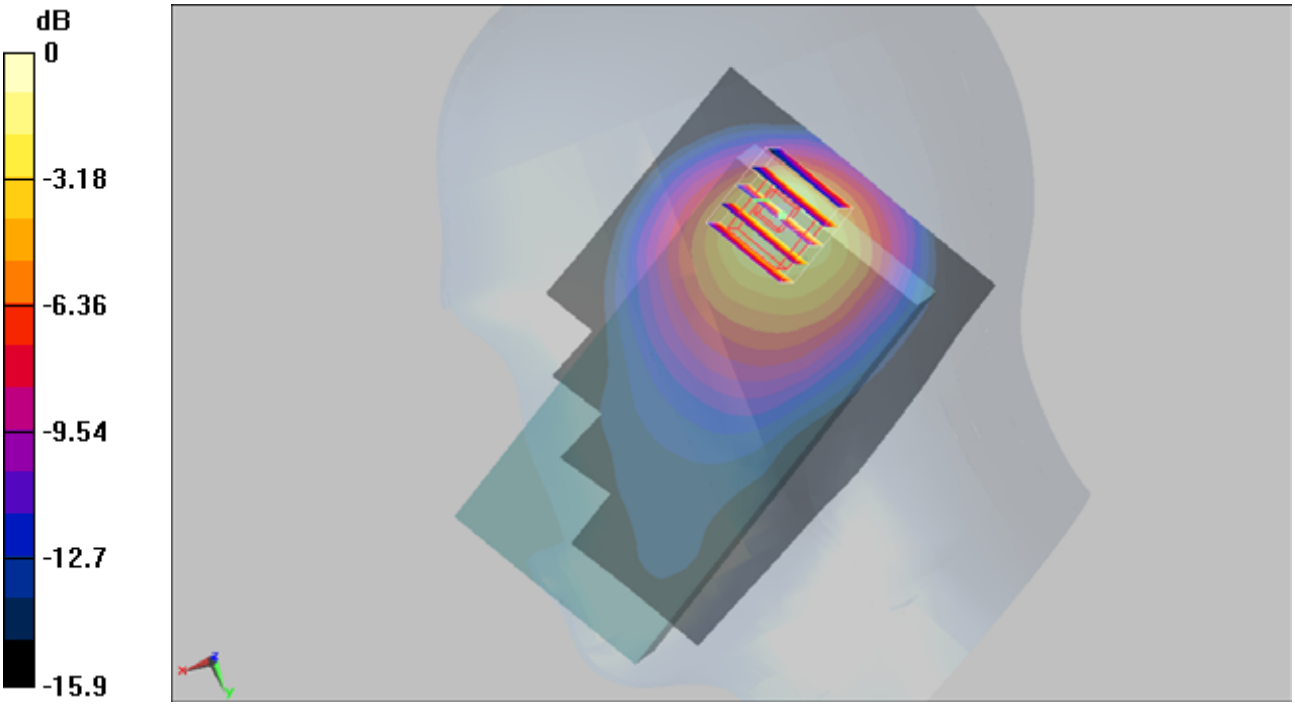


0 dB = 1.37mW/g

**#09 CDMA2000 BC0_RC3+SO55_Right Tilted_Ch777_USB**

**DUT: 143002**

Communication System: CDMA ; Frequency: 848.31 MHz;Duty Cycle: 1:1
Medium: HSL_850_110612 Medium parameters used: f = 848.31 MHz; $\sigma$ = 0.911 mho/m; $\varepsilon_r$ = 41.1; $\rho$ = 1000 kg/m$^3$
Ambient Temperature：22.7 °C; Liquid Temperature：21.8 °C

DASY5 Configuration:
- Probe: ET3DV6 - SN1787; ConvF(6.71, 6.71, 6.71); Calibrated: 2011/5/20
- Sensor-Surface: 4mm (Mechanical Surface Detection)
- Electronics: DAE4 Sn1249; Calibrated: 2011/2/21
- Phantom: SAM-Back; Type: QD 000 P40 C; Serial: TP-1383
- Measurement SW: DASY5, V5.0 Build 125; SEMCAD X Version 13.4 Build 125

**Ch777/Area Scan (61x101x1):** Measurement grid: dx=20mm, dy=20mm
Maximum value of SAR (interpolated) = 1.26 mW/g

**Ch777/Zoom Scan (5x5x7)/Cube 0:** Measurement grid: dx=8mm, dy=8mm, dz=5mm
Reference Value = 33.3 V/m; Power Drift = -0.012 dB
Peak SAR (extrapolated) = 3.21 W/kg
**SAR(1 g) = 1.37 mW/g; SAR(10 g) = 0.735 mW/g**
Maximum value of SAR (measured) = 1.49 mW/g

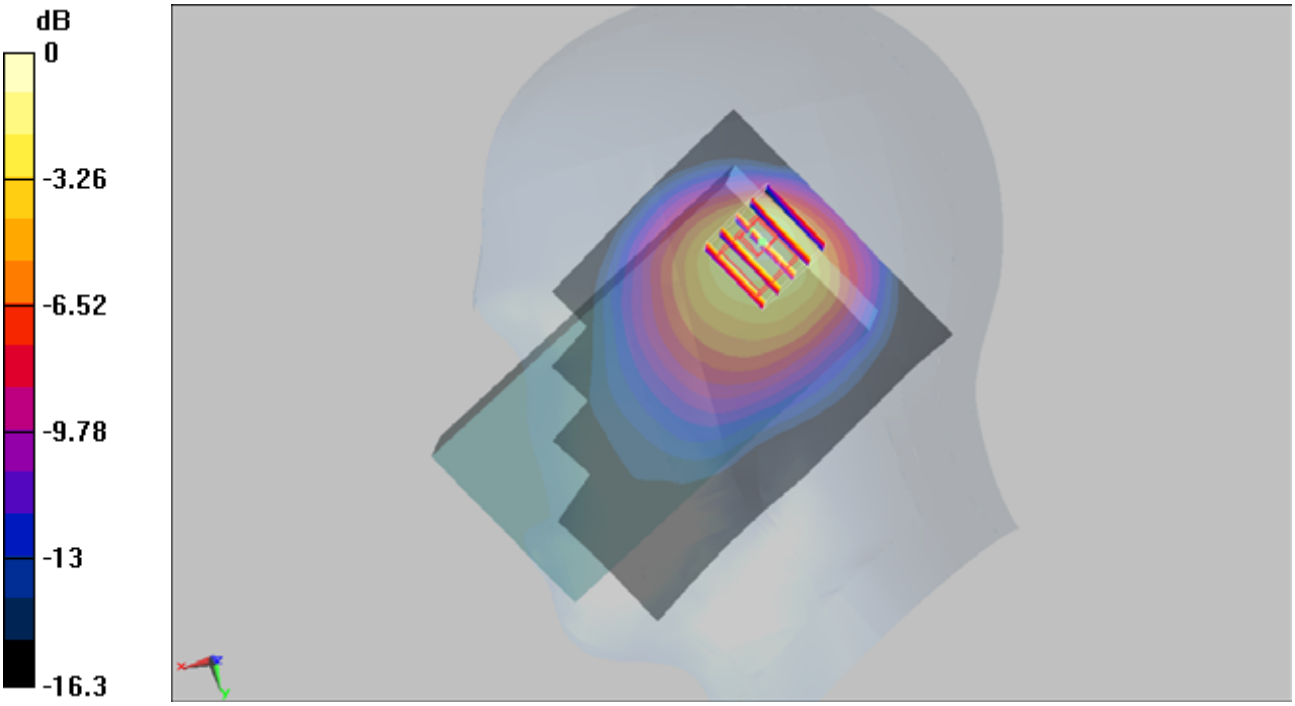


0 dB = 1.49mW/g

**#10 CDMA2000 BC0_RC3+SO55_Right Tilted_Ch777_RS232**

**DUT: 143002**

Communication System: CDMA ; Frequency: 848.31 MHz;Duty Cycle: 1:1
Medium: HSL_850_110612 Medium parameters used : f = 848.31 MHz; $\sigma$ = 0.911 mho/m; $\varepsilon_r$ = 41.1; $\rho$ = 1000 kg/m$^3$
Ambient Temperature：22.7 °C; Liquid Temperature：21.8 °C

DASY5 Configuration:
- Probe: ET3DV6 - SN1787; ConvF(6.71, 6.71, 6.71); Calibrated: 2011/5/20
- Sensor-Surface: 4mm (Mechanical Surface Detection)
- Electronics: DAE4 Sn1249; Calibrated: 2011/2/21
- Phantom: SAM-Back; Type: QD 000 P40 C; Serial: TP-1383
- Measurement SW: DASY5, V5.0 Build 125; SEMCAD X Version 13.4 Build 125

**Ch777/Area Scan (61x101x1):** Measurement grid: dx=20mm, dy=20mm
Maximum value of SAR (interpolated) = 1.13 mW/g

**Ch777/Zoom Scan (5x5x7)/Cube 0:** Measurement grid: dx=8mm, dy=8mm, dz=5mm
Reference Value = 30.3 V/m; Power Drift = 0.037 dB
Peak SAR (extrapolated) = 2.79 W/kg
**SAR(1 g) = 1.19 mW/g; SAR(10 g) = 0.631 mW/g**
Maximum value of SAR (measured) = 1.23 mW/g

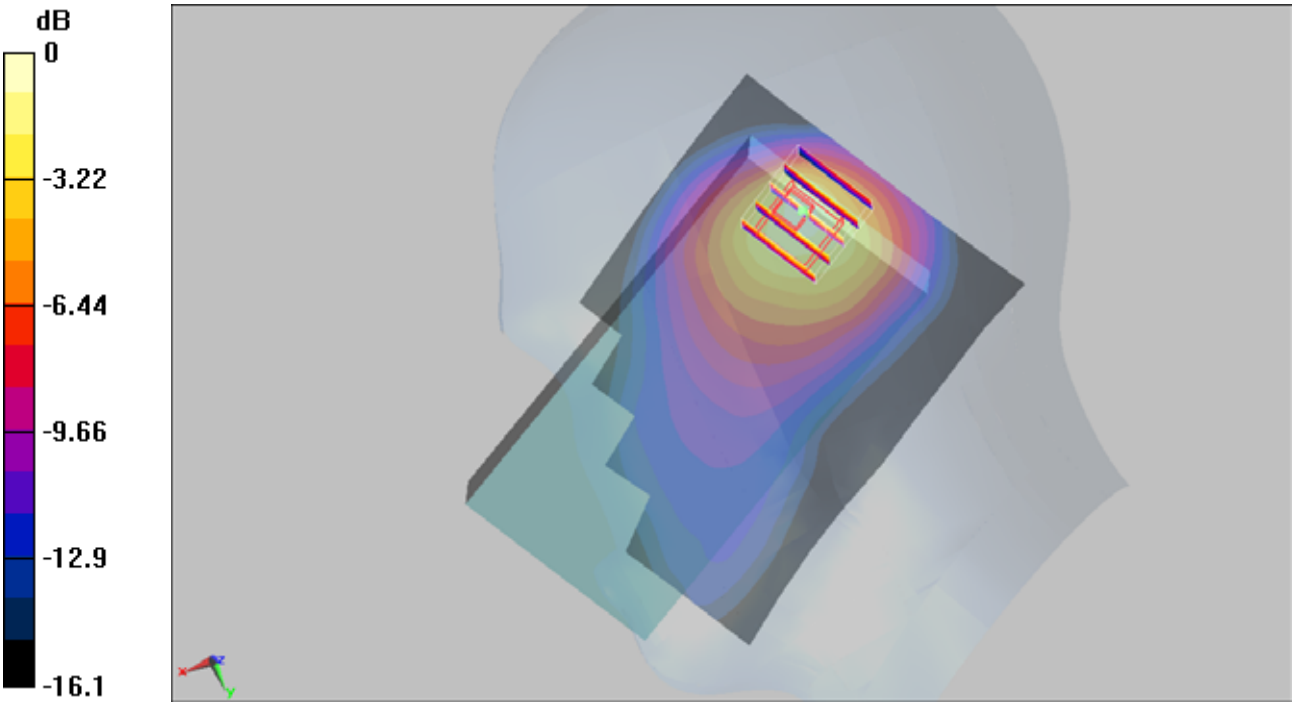


0 dB = 1.23mW/g

**#11 CDMA2000 BC0_RC3+SO55_Right Tilted_Ch384_USB**

**DUT: 143002**

Communication System: CDMA ; Frequency: 836.52 MHz;Duty Cycle: 1:1
Medium: HSL_850_110621 Medium parameters used: f = 837 MHz; $\sigma$ = 0.897 mho/m; $\varepsilon_r$ = 41.6; $\rho$ = 1000 kg/m$^3$
Ambient Temperature：22.5 ℃; Liquid Temperature：21.5 ℃

DASY4 Configuration:
- Probe: ET3DV6 - SN1787; ConvF(6.71, 6.71, 6.71); Calibrated: 2011/5/20
- Sensor-Surface: 4mm (Mechanical Surface Detection)
- Electronics: DAE3 Sn495; Calibrated: 2011/4/28
- Phantom: SAM_Left; Type: SAM; Serial: TP-1150
- Measurement SW: DASY4, V4.7 Build 80; Postprocessing SW: SEMCAD, V1.8 Build 186

**Ch384/Area Scan (61x101x1):** Measurement grid: dx=20mm, dy=20mm
Maximum value of SAR (interpolated) = 1.27 mW/g

**Ch384/Zoom Scan (5x5x7)/Cube 0:** Measurement grid: dx=8mm, dy=8mm, dz=5mm
Reference Value = 28.8 V/m; Power Drift = -0.016 dB
Peak SAR (extrapolated) = 4.31 W/kg
**SAR(1 g) = 1.49 mW/g; SAR(10 g) = 0.696 mW/g**
Maximum value of SAR (measured) = 1.59 mW/g

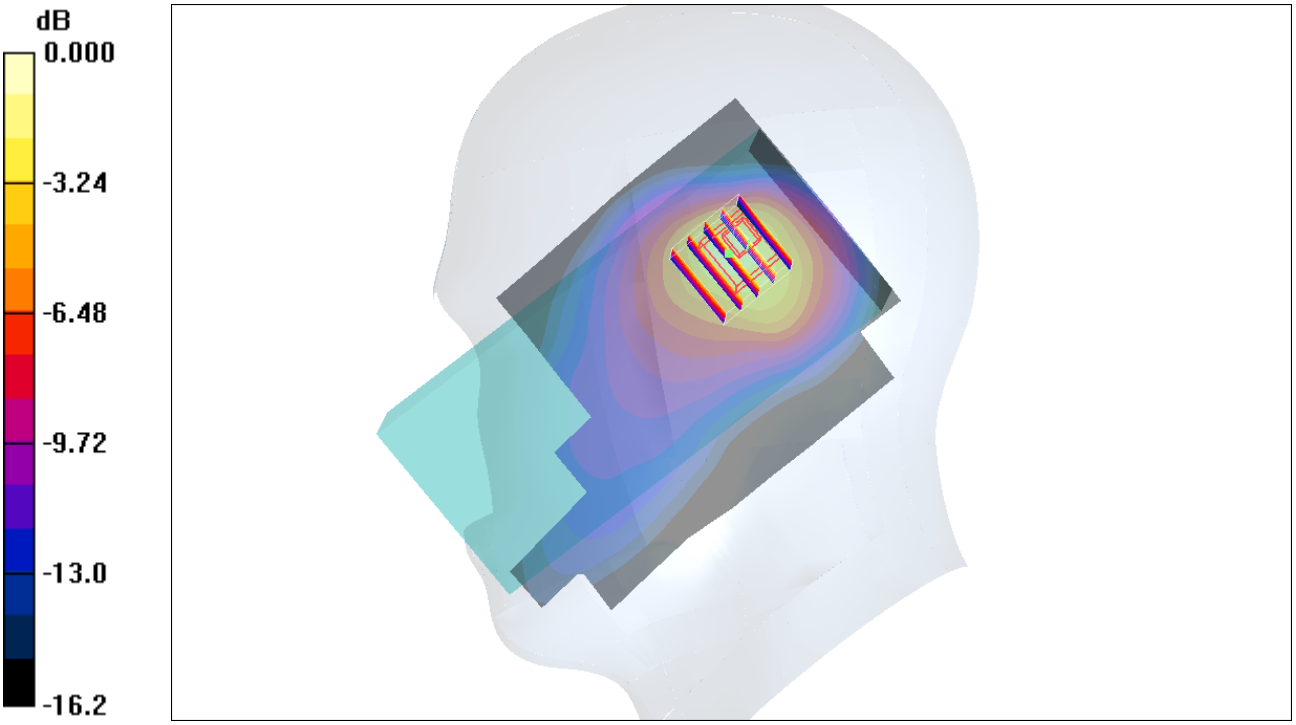


0 dB = 1.59mW/g

**#11 CDMA2000 BC0_RC3+SO55_Right Tilted_Ch384_USB_2D**

**DUT: 143002**

Communication System: CDMA ; Frequency: 836.52 MHz;Duty Cycle: 1:1
Medium: HSL_850_110621 Medium parameters used: f = 837 MHz; $\sigma$ = 0.897 mho/m; $\varepsilon_r$ = 41.6; $\rho$ = 1000 kg/m$^3$
Ambient Temperature：22.5 ℃; Liquid Temperature：21.5 ℃

DASY4 Configuration:
- Probe: ET3DV6 - SN1787; ConvF(6.71, 6.71, 6.71); Calibrated: 2011/5/20
- Sensor-Surface: 4mm (Mechanical Surface Detection)
- Electronics: DAE3 Sn495; Calibrated: 2011/4/28
- Phantom: SAM_Left; Type: SAM; Serial: TP-1150
- Measurement SW: DASY4, V4.7 Build 80; Postprocessing SW: SEMCAD, V1.8 Build 186

**Ch384/Area Scan (61x101x1):** Measurement grid: dx=20mm, dy=20mm
Maximum value of SAR (interpolated) = 1.27 mW/g

**Ch384/Zoom Scan (5x5x7)/Cube 0:** Measurement grid: dx=8mm, dy=8mm, dz=5mm
Reference Value = 28.8 V/m; Power Drift = -0.016 dB
Peak SAR (extrapolated) = 4.31 W/kg
**SAR(1 g) = 1.49 mW/g; SAR(10 g) = 0.696 mW/g**
Maximum value of SAR (measured) = 1.59 mW/g

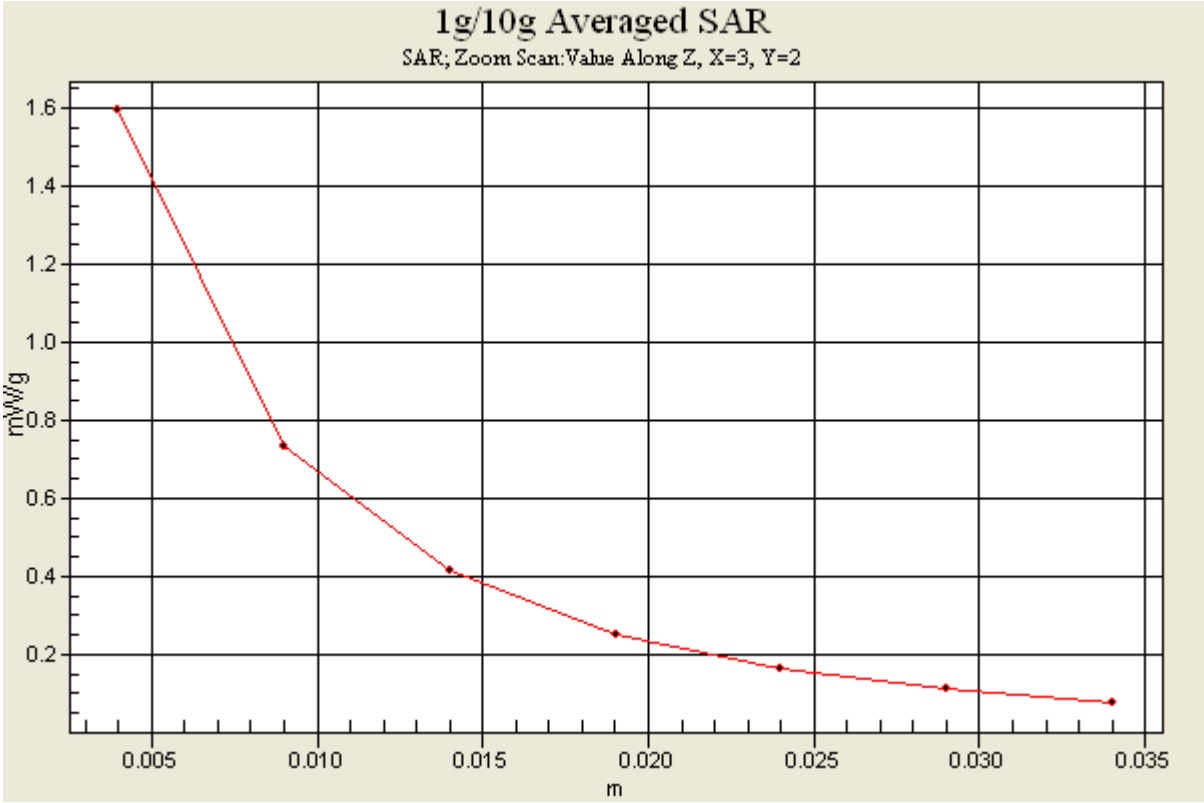

## #12 CDMA2000 BC0_RC3+SO55_Right Tilted_Ch1013_USB

**DUT: 143002**

Communication System: CDMA ; Frequency: 824.7 MHz;Duty Cycle: 1:1
Medium: HSL_850_110621 Medium parameters used: f = 825 MHz; $\sigma$ = 0.884 mho/m; $\varepsilon_r$ = 41.8; $\rho$ = 1000 kg/m$^3$
Ambient Temperature：22.5 ℃; Liquid Temperature：21.5 ℃

DASY4 Configuration:
- Probe: ET3DV6 - SN1787; ConvF(6.71, 6.71, 6.71); Calibrated: 2011/5/20
- Sensor-Surface: 4mm (Mechanical Surface Detection)
- Electronics: DAE3 Sn495; Calibrated: 2011/4/28
- Phantom: SAM_Left; Type: SAM; Serial: TP-1150
- Measurement SW: DASY4, V4.7 Build 80; Postprocessing SW: SEMCAD, V1.8 Build 186

**Ch1013/Area Scan (61x101x1):** Measurement grid: dx=20mm, dy=20mm
Maximum value of SAR (interpolated) = 1.26 mW/g

**Ch1013/Zoom Scan (5x5x7)/Cube 0:** Measurement grid: dx=8mm, dy=8mm, dz=5mm
Reference Value = 28.7 V/m; Power Drift = -0.021 dB
Peak SAR (extrapolated) = 4.21 W/kg
**SAR(1 g) = 1.45 mW/g; SAR(10 g) = 0.680 mW/g**
Maximum value of SAR (measured) = 1.54 mW/g

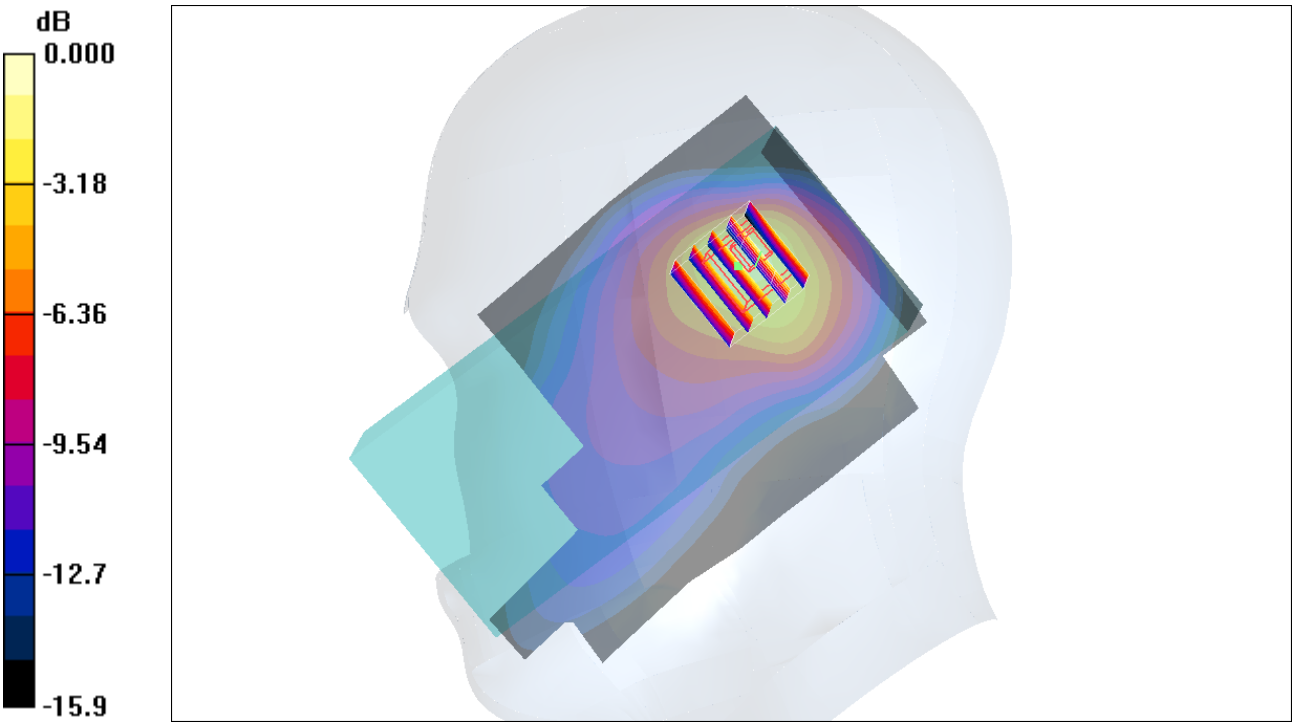


0 dB = 1.54mW/g

**#13 CDMA2000 BC0_RC3+SO55_Right Tilted_Ch384_RS232**

**DUT: 143002**

Communication System: CDMA ; Frequency: 836.52 MHz;Duty Cycle: 1:1
Medium: HSL_850_110621 Medium parameters used: f = 837 MHz; $\sigma$ = 0.897 mho/m; $\varepsilon_r$ = 41.6; $\rho$ = 1000 kg/m$^3$
Ambient Temperature：22.5 ℃; Liquid Temperature：21.5 ℃

DASY4 Configuration:
- Probe: ET3DV6 - SN1787; ConvF(6.71, 6.71, 6.71); Calibrated: 2011/5/20
- Sensor-Surface: 4mm (Mechanical Surface Detection)
- Electronics: DAE3 Sn495; Calibrated: 2011/4/28
- Phantom: SAM_Left; Type: SAM; Serial: TP-1150
- Measurement SW: DASY4, V4.7 Build 80; Postprocessing SW: SEMCAD, V1.8 Build 186

**Ch384/Area Scan (61x111x1):** Measurement grid: dx=20mm, dy=20mm
Maximum value of SAR (interpolated) = 1.58 mW/g

**Ch384/Zoom Scan (5x5x7)/Cube 0:** Measurement grid: dx=8mm, dy=8mm, dz=5mm
Reference Value = 32.3 V/m; Power Drift = -0.127 dB
Peak SAR (extrapolated) = 3.37 W/kg
**SAR(1 g) = 1.33 mW/g; SAR(10 g) = 0.698 mW/g**
Maximum value of SAR (measured) = 1.32 mW/g

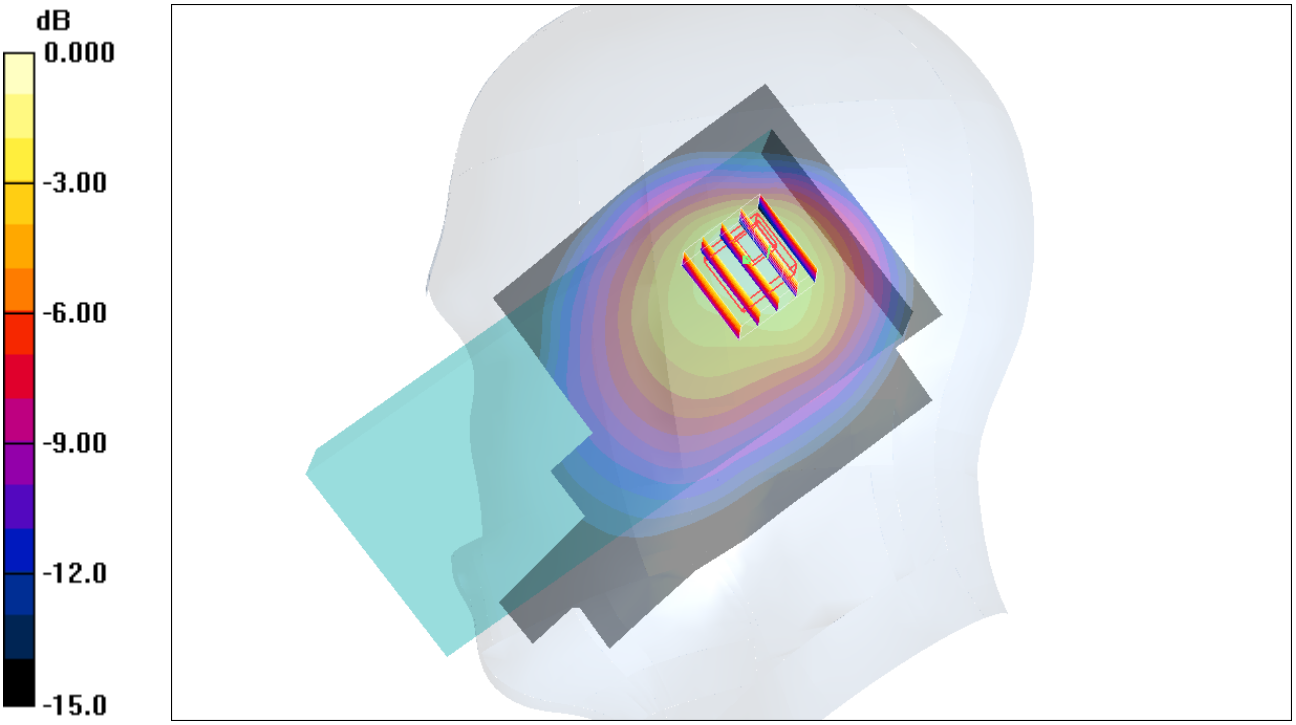


0 dB = 1.32mW/g

## #14 CDMA2000 BC0_RC3+SO55_Right Tilted_Ch1013_RS232

**DUT: 143002**

Communication System: CDMA ; Frequency: 824.7 MHz;Duty Cycle: 1:1
Medium: HSL_850_110621 Medium parameters used: f = 825 MHz; $\sigma$ = 0.884 mho/m; $\varepsilon_r$ = 41.8; $\rho$ = 1000 kg/m$^3$
Ambient Temperature：22.5 ℃; Liquid Temperature：21.5 ℃

DASY4 Configuration:
- Probe: ET3DV6 - SN1787; ConvF(6.71, 6.71, 6.71); Calibrated: 2011/5/20
- Sensor-Surface: 4mm (Mechanical Surface Detection)
- Electronics: DAE3 Sn495; Calibrated: 2011/4/28
- Phantom: SAM_Left; Type: SAM; Serial: TP-1150
- Measurement SW: DASY4, V4.7 Build 80; Postprocessing SW: SEMCAD, V1.8 Build 186

**Ch1013/Area Scan (61x111x1):** Measurement grid: dx=20mm, dy=20mm
Maximum value of SAR (interpolated) = 1.45 mW/g

**Ch1013/Zoom Scan (5x5x7)/Cube 0:** Measurement grid: dx=8mm, dy=8mm, dz=5mm
Reference Value = 31.1 V/m; Power Drift = -0.042 dB
Peak SAR (extrapolated) = 3.57 W/kg
**SAR(1 g) = 1.39 mW/g; SAR(10 g) = 0.711 mW/g**
Maximum value of SAR (measured) = 1.55 mW/g

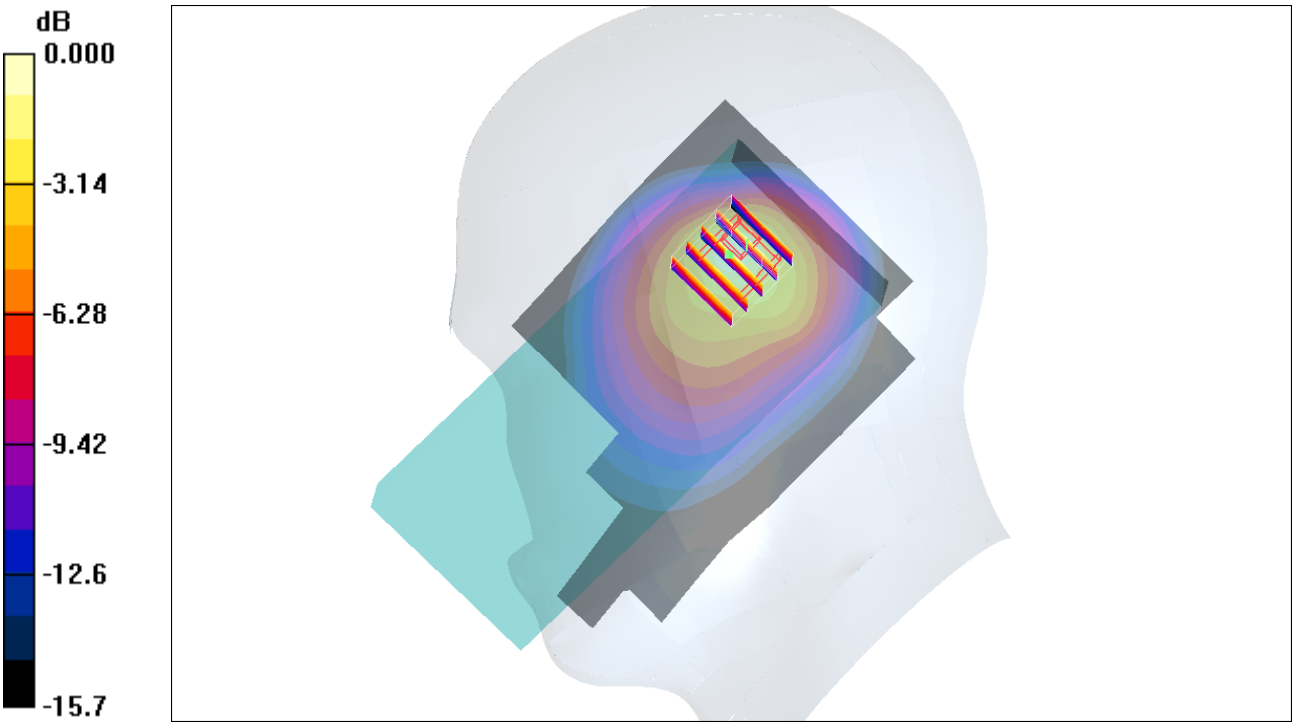


0 dB = 1.55mW/g

# #15 CDMA2000 BC1_RC3+SO55_Right Cheek_Ch25

**DUT: 143002**

Communication System: CDMA ; Frequency: 1851.25 MHz;Duty Cycle: 1:1
Medium: HSL_1900_110615 Medium parameters used: f = 1851.25 MHz; $\sigma$ = 1.37 mho/m; $\varepsilon_r$ = 38.5; $\rho$ = 1000 kg/m$^3$
Ambient Temperature：22.3 ℃; Liquid Temperature：21.3 ℃

DASY4 Configuration:
- Probe: ET3DV6 - SN1787; ConvF(5.03, 5.03, 5.03); Calibrated: 2011/5/20
- Sensor-Surface: 4mm (Mechanical Surface Detection)
- Electronics: DAE3 Sn495; Calibrated: 2011/4/28
- Phantom: SAM_Left; Type: SAM; Serial: TP-1150
- Measurement SW: DASY4, V4.7 Build 80; Postprocessing SW: SEMCAD, V1.8 Build 186

**Ch25/Area Scan (61x101x1):** Measurement grid: dx=20mm, dy=20mm
Maximum value of SAR (interpolated) = 0.982 mW/g

**Ch25/Zoom Scan (5x5x7)/Cube 0:** Measurement grid: dx=8mm, dy=8mm, dz=5mm
Reference Value = 26.7 V/m; Power Drift = 0.017 dB
Peak SAR (extrapolated) = 1.79 W/kg
**SAR(1 g) = 1.04 mW/g; SAR(10 g) = 0.573 mW/g**
Maximum value of SAR (measured) = 1.11 mW/g




0 dB = 1.11mW/g

# #16 CDMA2000 BC1_RC3+SO55_Right Tilted_Ch25

**DUT: 143002**

Communication System: CDMA ; Frequency: 1851.25 MHz;Duty Cycle: 1:1
Medium: HSL_1900_110615 Medium parameters used : f = 1851.25 MHz; $\sigma$ = 1.37 mho/m; $\varepsilon_r$ = 38.5; $\rho$ = 1000 kg/$m^3$
Ambient Temperature：22.3 ℃; Liquid Temperature：21.3 ℃

DASY4 Configuration:
- Probe: ET3DV6 - SN1787; ConvF(5.03, 5.03, 5.03); Calibrated: 2011/5/20
- Sensor-Surface: 4mm (Mechanical Surface Detection)
- Electronics: DAE3 Sn495; Calibrated: 2011/4/28
- Phantom: SAM_Left; Type: SAM; Serial: TP-1150
- Measurement SW: DASY4, V4.7 Build 80; Postprocessing SW: SEMCAD, V1.8 Build 186

**Ch25/Area Scan (61x101x1):** Measurement grid: dx=20mm, dy=20mm
Maximum value of SAR (interpolated) = 1.31 mW/g

**Ch25/Zoom Scan (5x5x7)/Cube 0:** Measurement grid: dx=8mm, dy=8mm, dz=5mm
Reference Value = 26.8 V/m; Power Drift = -0.029 dB
Peak SAR (extrapolated) = 2.33 W/kg
**SAR(1 g) = 1.33 mW/g; SAR(10 g) = 0.727 mW/g**
Maximum value of SAR (measured) = 1.43 mW/g

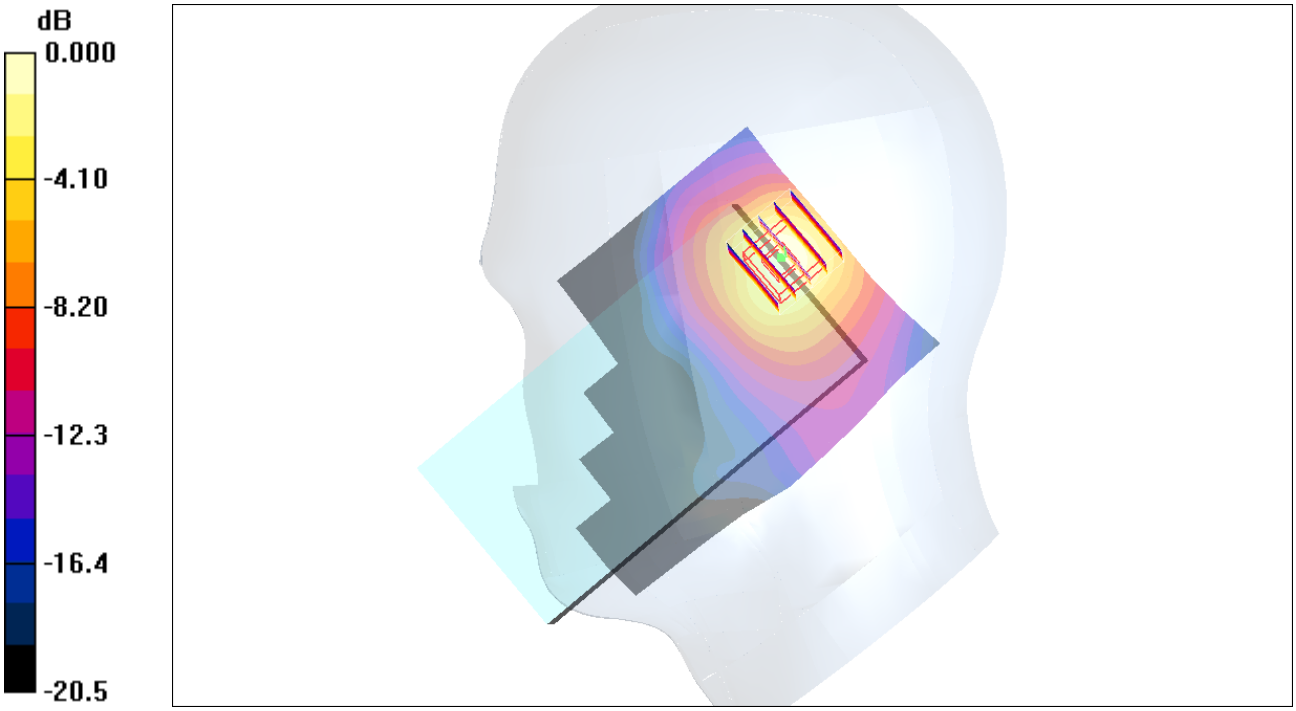


0 dB = 1.43mW/g

# #17 CDMA2000 BC1_RC3+SO55_Left Cheek_Ch25

**DUT: 143002**

Communication System: CDMA ; Frequency: 1851.25 MHz;Duty Cycle: 1:1
Medium: HSL_1900_110615 Medium parameters used: f = 1851.25 MHz; $\sigma$ = 1.37 mho/m; $\varepsilon_r$ = 38.5; $\rho$ = 1000 kg/m$^3$
Ambient Temperature：22.3 ℃； Liquid Temperature：21.3 ℃

DASY4 Configuration:
- Probe: ET3DV6 - SN1787; ConvF(5.03, 5.03, 5.03); Calibrated: 2011/5/20
- Sensor-Surface: 4mm (Mechanical Surface Detection)
- Electronics: DAE3 Sn495; Calibrated: 2011/4/28
- Phantom: SAM_Left; Type: SAM; Serial: TP-1150
- Measurement SW: DASY4, V4.7 Build 80; Postprocessing SW: SEMCAD, V1.8 Build 186

**Ch25/Area Scan (61x101x1):** Measurement grid: dx=20mm, dy=20mm
Maximum value of SAR (interpolated) = 0.914 mW/g

**Ch25/Zoom Scan (5x5x7)/Cube 0:** Measurement grid: dx=8mm, dy=8mm, dz=5mm
Reference Value = 27.0 V/m; Power Drift = 0.064 dB
Peak SAR (extrapolated) = 1.70 W/kg
**SAR(1 g) = 0.978 mW/g; SAR(10 g) = 0.534 mW/g**
Maximum value of SAR (measured) = 1.03 mW/g

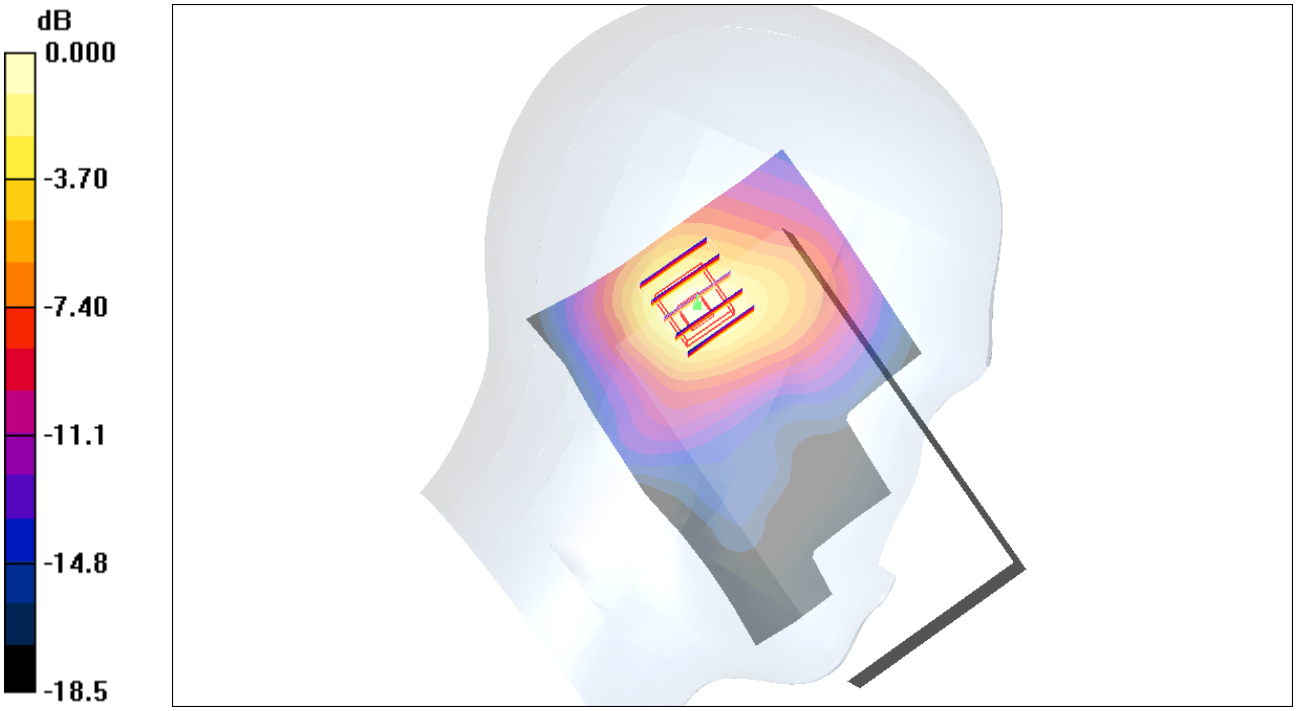


0 dB = 1.03mW/g

# #18 CDMA2000 BC1_RC3+SO55_Left Tilted_Ch25

**DUT: 143002**

Communication System: CDMA ; Frequency: 1851.25 MHz;Duty Cycle: 1:1
Medium: HSL_1900_110615 Medium parameters used: f = 1851.25 MHz; $\sigma$ = 1.37 mho/m; $\varepsilon_r$ = 38.5; $\rho$ = 1000 kg/m$^3$
Ambient Temperature：22.3 ℃; Liquid Temperature：21.3 ℃

DASY4 Configuration:
- Probe: ET3DV6 - SN1787; ConvF(5.03, 5.03, 5.03); Calibrated: 2011/5/20
- Sensor-Surface: 4mm (Mechanical Surface Detection)
- Electronics: DAE3 Sn495; Calibrated: 2011/4/28
- Phantom: SAM_Left; Type: SAM; Serial: TP-1150
- Measurement SW: DASY4, V4.7 Build 80; Postprocessing SW: SEMCAD, V1.8 Build 186

**Ch25/Area Scan (61x101x1):** Measurement grid: dx=20mm, dy=20mm
Maximum value of SAR (interpolated) = 1.07 mW/g

**Ch25/Zoom Scan (5x5x7)/Cube 0:** Measurement grid: dx=8mm, dy=8mm, dz=5mm
Reference Value = 29.1 V/m; Power Drift = 0.041 dB
Peak SAR (extrapolated) = 1.91 W/kg
**SAR(1 g) = 1.11 mW/g; SAR(10 g) = 0.610 mW/g**
Maximum value of SAR (measured) = 1.20 mW/g




0 dB = 1.20mW/g

## #19 CDMA2000 BC1_RC3+SO55_Right Cheek_Ch600

**DUT: 143002**

Communication System: CDMA ; Frequency: 1880 MHz;Duty Cycle: 1:1
Medium: HSL_1900_110621 Medium parameters used: f = 1880 MHz; $\sigma$ = 1.43 mho/m; $\varepsilon_r$ = 38.8; $\rho$ = 1000 kg/m$^3$
Ambient Temperature：22.5 ℃; Liquid Temperature：21.5 ℃

DASY4 Configuration:
- Probe: ET3DV6 - SN1787; ConvF(5.03, 5.03, 5.03); Calibrated: 2011/5/20
- Sensor-Surface: 4mm (Mechanical Surface Detection)
- Electronics: DAE3 Sn495; Calibrated: 2011/4/28
- Phantom: SAM_Left; Type: SAM; Serial: TP-1150
- Measurement SW: DASY4, V4.7 Build 80; Postprocessing SW: SEMCAD, V1.8 Build 186

**Ch600/Area Scan (61x101x1):** Measurement grid: dx=20mm, dy=20mm
Maximum value of SAR (interpolated) = 1.15 mW/g

**Ch600/Zoom Scan (5x5x7)/Cube 0:** Measurement grid: dx=8mm, dy=8mm, dz=5mm
Reference Value = 27.7 V/m; Power Drift = -0.086 dB
Peak SAR (extrapolated) = 2.22 W/kg
**SAR(1 g) = 1.24 mW/g; SAR(10 g) = 0.654 mW/g**
Maximum value of SAR (measured) = 1.32 mW/g




0 dB = 1.32mW/g

## #20 CDMA2000 BC1_RC3+SO55_Right Cheek_Ch1175

**DUT: 143002**

Communication System: CDMA ; Frequency: 1908.75 MHz;Duty Cycle: 1:1
Medium: HSL_1900_110621 Medium parameters used: f = 1909 MHz; $\sigma$ = 1.46 mho/m; $\varepsilon_r$ = 38.4; $\rho$ = 1000 kg/m$^3$
Ambient Temperature：22.5 ℃; Liquid Temperature：21.5 ℃

DASY4 Configuration:
- Probe: ET3DV6 - SN1787; ConvF(5.03, 5.03, 5.03); Calibrated: 2011/5/20
- Sensor-Surface: 4mm (Mechanical Surface Detection)
- Electronics: DAE3 Sn495; Calibrated: 2011/4/28
- Phantom: SAM_Left; Type: SAM; Serial: TP-1150
- Measurement SW: DASY4, V4.7 Build 80; Postprocessing SW: SEMCAD, V1.8 Build 186

**Ch1175/Area Scan (61x101x1):** Measurement grid: dx=20mm, dy=20mm
Maximum value of SAR (interpolated) = 1.01 mW/g

**Ch1175/Zoom Scan (5x5x7)/Cube 0:** Measurement grid: dx=8mm, dy=8mm, dz=5mm
Reference Value = 25.6 V/m; Power Drift = -0.054 dB
Peak SAR (extrapolated) = 2.04 W/kg
**SAR(1 g) = 1.1 mW/g; SAR(10 g) = 0.577 mW/g**
Maximum value of SAR (measured) = 1.18 mW/g




0 dB = 1.18mW/g

# #21 CDMA2000 BC1_RC3+SO55_Right Tilted_Ch600

**DUT: 143002**

Communication System: CDMA ; Frequency: 1880 MHz;Duty Cycle: 1:1
Medium: HSL_1900_110615 Medium parameters used: f = 1880 MHz; $\sigma$ = 1.39 mho/m; $\varepsilon_r$ = 38.4; $\rho$ = 1000 kg/m$^3$
Ambient Temperature：22.3 ℃； Liquid Temperature：21.3 ℃

DASY4 Configuration:
- Probe: ET3DV6 - SN1787; ConvF(5.03, 5.03, 5.03); Calibrated: 2011/5/20
- Sensor-Surface: 4mm (Mechanical Surface Detection)
- Electronics: DAE3 Sn495; Calibrated: 2011/4/28
- Phantom: SAM_Left; Type: SAM; Serial: TP-1150
- Measurement SW: DASY4, V4.7 Build 80; Postprocessing SW: SEMCAD, V1.8 Build 186

**Ch600/Area Scan (61x101x1):** Measurement grid: dx=20mm, dy=20mm
Maximum value of SAR (interpolated) = 1.32 mW/g

**Ch600/Zoom Scan (5x5x7)/Cube 0:** Measurement grid: dx=8mm, dy=8mm, dz=5mm
Reference Value = 28.5 V/m; Power Drift = -0.149 dB
Peak SAR (extrapolated) = 2.42 W/kg
**SAR(1 g) = 1.36 mW/g; SAR(10 g) = 0.728 mW/g**
Maximum value of SAR (measured) = 1.43 mW/g

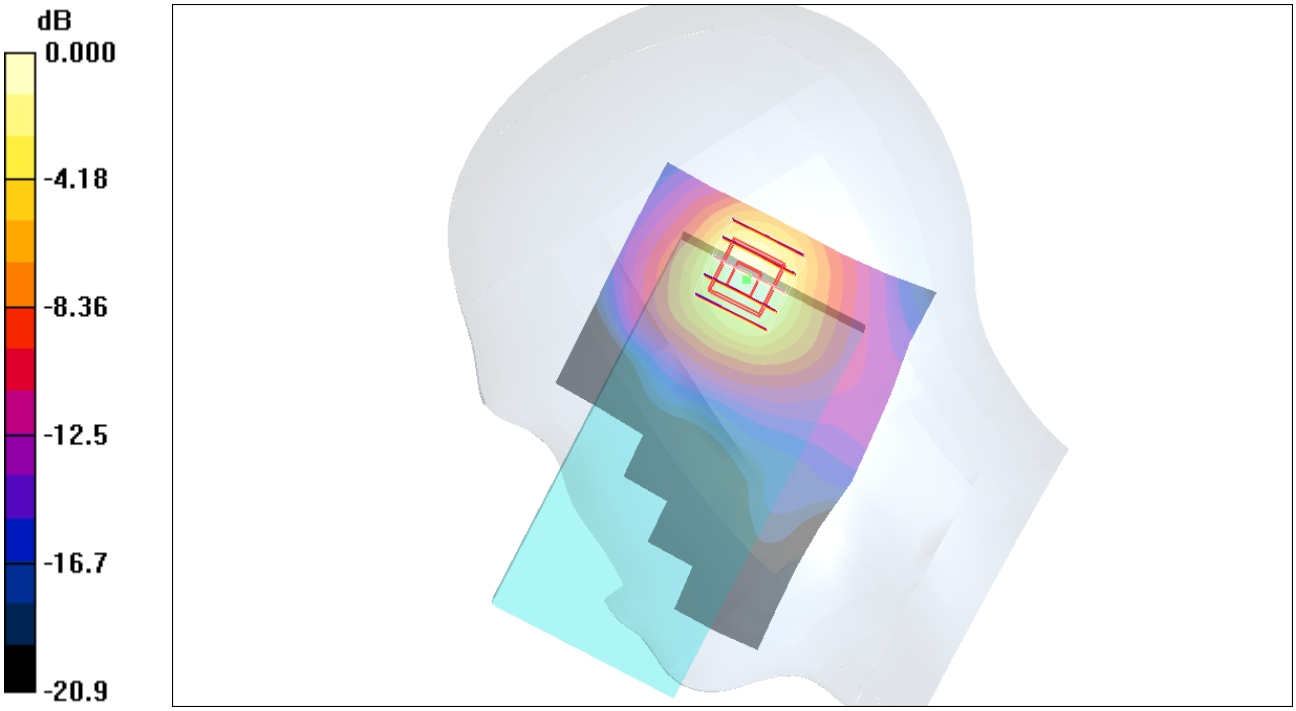


0 dB = 1.43mW/g

# #21 CDMA2000 BC1_RC3+SO55_Right Tilted_Ch600_2D

**DUT: 143002**

Communication System: CDMA ; Frequency: 1880 MHz;Duty Cycle: 1:1
Medium: HSL_1900_110615 Medium parameters used: f = 1880 MHz; $\sigma$ = 1.39 mho/m; $\varepsilon_r$ = 38.4; $\rho$ = 1000 kg/$m^3$
Ambient Temperature：22.3 ℃； Liquid Temperature：21.3 ℃

DASY4 Configuration:
- Probe: ET3DV6 - SN1787; ConvF(5.03, 5.03, 5.03); Calibrated: 2011/5/20
- Sensor-Surface: 4mm (Mechanical Surface Detection)
- Electronics: DAE3 Sn495; Calibrated: 2011/4/28
- Phantom: SAM_Left; Type: SAM; Serial: TP-1150
- Measurement SW: DASY4, V4.7 Build 80; Postprocessing SW: SEMCAD, V1.8 Build 186

**Ch600/Area Scan (61x101x1):** Measurement grid: dx=20mm, dy=20mm
Maximum value of SAR (interpolated) = 1.32 mW/g

**Ch600/Zoom Scan (5x5x7)/Cube 0:** Measurement grid: dx=8mm, dy=8mm, dz=5mm
Reference Value = 28.5 V/m; Power Drift = -0.149 dB
Peak SAR (extrapolated) = 2.42 W/kg
**SAR(1 g) = 1.36 mW/g; SAR(10 g) = 0.728 mW/g**
Maximum value of SAR (measured) = 1.43 mW/g

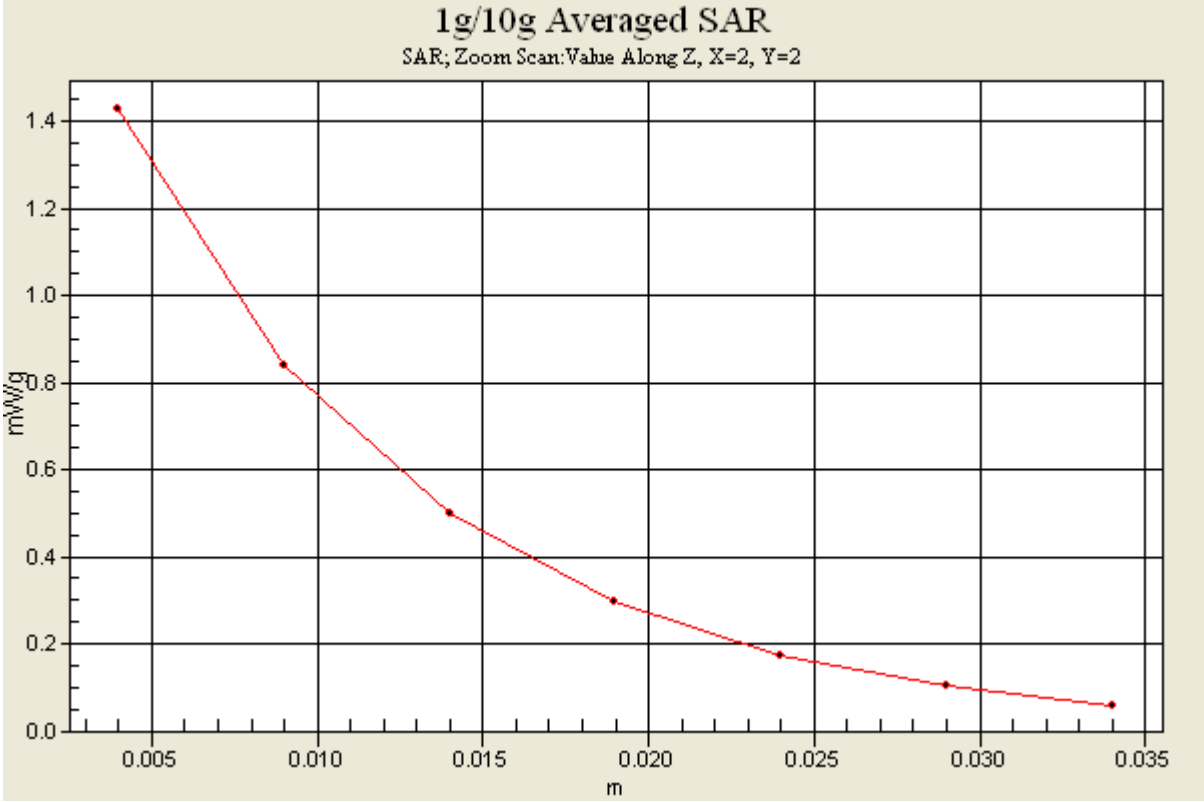
1g/10g Averaged SAR
SAR; Zoom Scan:Value Along Z, X=2, Y=2
mW/g
1.4
1.2
1.0
0.8
0.6
0.4
0.2
0.0
0.005
0.010
0.015
0.020
0.025
0.030
0.035
m

# #22 CDMA2000 BC1_RC3+SO55_Right Tilted_Ch1175

**DUT: 143002**

Communication System: CDMA ; Frequency: 1908.75 MHz;Duty Cycle: 1:1
Medium: HSL_1900_110615 Medium parameters used: f = 1909 MHz; $\sigma$ = 1.42 mho/m; $\varepsilon_r$ = 38.3; $\rho$ = 1000 kg/$m^3$
Ambient Temperature：22.3 ℃； Liquid Temperature：21.3 ℃

DASY4 Configuration:
- Probe: ET3DV6 - SN1787; ConvF(5.03, 5.03, 5.03); Calibrated: 2011/5/20
- Sensor-Surface: 4mm (Mechanical Surface Detection)
- Electronics: DAE3 Sn495; Calibrated: 2011/4/28
- Phantom: SAM_Left; Type: SAM; Serial: TP-1150
- Measurement SW: DASY4, V4.7 Build 80; Postprocessing SW: SEMCAD, V1.8 Build 186

**Ch1175/Area Scan (61x101x1):** Measurement grid: dx=20mm, dy=20mm
Maximum value of SAR (interpolated) = 1.29 mW/g

**Ch1175/Zoom Scan (5x5x7)/Cube 0:** Measurement grid: dx=8mm, dy=8mm, dz=5mm
Reference Value = 27.1 V/m; Power Drift = -0.109 dB
Peak SAR (extrapolated) = 2.47 W/kg
**SAR(1 g) = 1.32 mW/g; SAR(10 g) = 0.701 mW/g**
Maximum value of SAR (measured) = 1.40 mW/g




0 dB = 1.40mW/g

## #23 CDMA2000 BC1_RC3+SO55_Left Tilted_Ch600

**DUT: 143002**

Communication System: CDMA ; Frequency: 1880 MHz;Duty Cycle: 1:1
Medium: HSL_1900_110621 Medium parameters used: f = 1880 MHz; $\sigma$ = 1.43 mho/m; $\varepsilon_r$ = 38.8; $\rho$ = 1000 kg/m$^3$
Ambient Temperature：22.5 ℃; Liquid Temperature：21.5 ℃

DASY4 Configuration:
- Probe: ET3DV6 - SN1787; ConvF(5.03, 5.03, 5.03); Calibrated: 2011/5/20
- Sensor-Surface: 4mm (Mechanical Surface Detection)
- Electronics: DAE3 Sn495; Calibrated: 2011/4/28
- Phantom: SAM_Left; Type: SAM; Serial: TP-1150
- Measurement SW: DASY4, V4.7 Build 80; Postprocessing SW: SEMCAD, V1.8 Build 186

**Ch600/Area Scan (61x101x1):** Measurement grid: dx=20mm, dy=20mm
Maximum value of SAR (interpolated) = 1.23 mW/g

**Ch600/Zoom Scan (5x5x7)/Cube 0:** Measurement grid: dx=8mm, dy=8mm, dz=5mm
Reference Value = 29.4 V/m; Power Drift = -0.009 dB
Peak SAR (extrapolated) = 2.00 W/kg
**SAR(1 g) = 1.2 mW/g; SAR(10 g) = 0.663 mW/g**
Maximum value of SAR (measured) = 1.34 mW/g




0 dB = 1.34mW/g

## #24 CDMA2000 BC1_RC3+SO55_Left Tilted_Ch1175

**DUT: 143002**

Communication System: CDMA ; Frequency: 1908.75 MHz;Duty Cycle: 1:1
Medium: HSL_1900_110621 Medium parameters used: f = 1909 MHz; $\sigma$ = 1.46 mho/m; $\varepsilon_r$ = 38.4; $\rho$ = 1000 kg/m$^3$
Ambient Temperature：22.5 ℃; Liquid Temperature：21.5 ℃

DASY4 Configuration:
- Probe: ET3DV6 - SN1787; ConvF(5.03, 5.03, 5.03); Calibrated: 2011/5/20
- Sensor-Surface: 4mm (Mechanical Surface Detection)
- Electronics: DAE3 Sn495; Calibrated: 2011/4/28
- Phantom: SAM_Left; Type: SAM; Serial: TP-1150
- Measurement SW: DASY4, V4.7 Build 80; Postprocessing SW: SEMCAD, V1.8 Build 186

**Ch1175/Area Scan (61x101x1):** Measurement grid: dx=20mm, dy=20mm
Maximum value of SAR (interpolated) = 1.07 mW/g

**Ch1175/Zoom Scan (5x5x7)/Cube 0:** Measurement grid: dx=8mm, dy=8mm, dz=5mm
Reference Value = 26.6 V/m; Power Drift = 0.181 dB
Peak SAR (extrapolated) = 1.77 W/kg
**SAR(1 g) = 1.04 mW/g; SAR(10 g) = 0.574 mW/g**
Maximum value of SAR (measured) = 1.15 mW/g




0 dB = 1.15mW/g

# #25 CDMA2000 BC1_RC3+SO55_Right Tilted_Ch600_USB

**DUT: 143002**

Communication System: CDMA ; Frequency: 1880 MHz;Duty Cycle: 1:1
Medium: HSL_1900_110615 Medium parameters used: f = 1880 MHz; $\sigma$ = 1.39 mho/m; $\varepsilon_r$ = 38.4; $\rho$ = 1000 kg/$m^3$
Ambient Temperature：22.3 ℃; Liquid Temperature：21.3 ℃

DASY4 Configuration:
- Probe: ET3DV6 - SN1787; ConvF(5.03, 5.03, 5.03); Calibrated: 2011/5/20
- Sensor-Surface: 4mm (Mechanical Surface Detection)
- Electronics: DAE3 Sn495; Calibrated: 2011/4/28
- Phantom: SAM_Left; Type: SAM; Serial: TP-1150
- Measurement SW: DASY4, V4.7 Build 80; Postprocessing SW: SEMCAD, V1.8 Build 186

**Ch600/Area Scan (61x111x1):** Measurement grid: dx=20mm, dy=20mm
Maximum value of SAR (interpolated) = 1.35 mW/g

**Ch600/Zoom Scan (5x5x7)/Cube 0:** Measurement grid: dx=8mm, dy=8mm, dz=5mm
Reference Value = 27.6 V/m; Power Drift = 0.107 dB
Peak SAR (extrapolated) = 2.38 W/kg
**SAR(1 g) = 1.34 mW/g; SAR(10 g) = 0.721 mW/g**
Maximum value of SAR (measured) = 1.43 mW/g

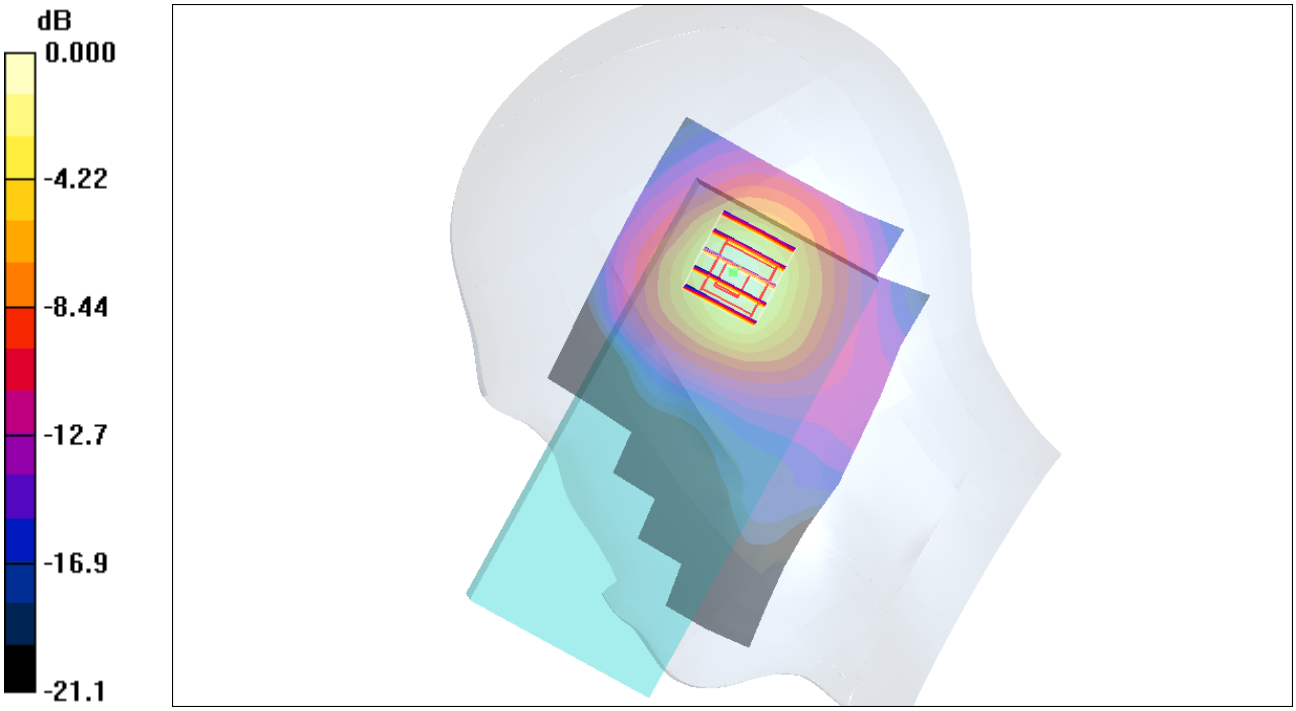


0 dB = 1.43mW/g

# #26 CDMA2000 BC1_RC3+SO55_Right Tilted_Ch600_RS232

**DUT: 143002**

Communication System: CDMA ; Frequency: 1880 MHz;Duty Cycle: 1:1
Medium: HSL_1900_110615 Medium parameters used: f = 1880 MHz; $\sigma$ = 1.39 mho/m; $\varepsilon_r$ = 38.4; $\rho$ = 1000 kg/m$^3$
Ambient Temperature：22.3 ℃； Liquid Temperature：21.3 ℃

DASY4 Configuration:
- Probe: ET3DV6 - SN1787; ConvF(5.03, 5.03, 5.03); Calibrated: 2011/5/20
- Sensor-Surface: 4mm (Mechanical Surface Detection)
- Electronics: DAE3 Sn495; Calibrated: 2011/4/28
- Phantom: SAM_Left; Type: SAM; Serial: TP-1150
- Measurement SW: DASY4, V4.7 Build 80; Postprocessing SW: SEMCAD, V1.8 Build 186

**Ch600/Area Scan (61x111x1):** Measurement grid: dx=20mm, dy=20mm
Maximum value of SAR (interpolated) = 1.38 mW/g

**Ch600/Zoom Scan (5x5x7)/Cube 0:** Measurement grid: dx=8mm, dy=8mm, dz=5mm
Reference Value = 27.8 V/m; Power Drift = -0.031 dB
Peak SAR (extrapolated) = 2.40 W/kg
**SAR(1 g) = 1.35 mW/g; SAR(10 g) = 0.725 mW/g**
Maximum value of SAR (measured) = 1.44 mW/g




0 dB = 1.44mW/g

**#27 CDMA2000 BC1_RC3+SO55_Right Tilted_Ch25_USB**

**DUT: 143002**

Communication System: CDMA ; Frequency: 1851.25 MHz;Duty Cycle: 1:1
Medium: HSL_1900_110615 Medium parameters used : f = 1851.25 MHz; $\sigma$ = 1.37 mho/m; $\varepsilon_r$ = 38.5; $\rho$ = 1000 kg/m$^3$
Ambient Temperature：22.3 ℃; Liquid Temperature：21.3 ℃

DASY4 Configuration:
- Probe: ET3DV6 - SN1787; ConvF(5.03, 5.03, 5.03); Calibrated: 2011/5/20
- Sensor-Surface: 4mm (Mechanical Surface Detection)
- Electronics: DAE3 Sn495; Calibrated: 2011/4/28
- Phantom: SAM_Left; Type: SAM; Serial: TP-1150
- Measurement SW: DASY4, V4.7 Build 80; Postprocessing SW: SEMCAD, V1.8 Build 186

**Ch25/Area Scan (61x111x1):** Measurement grid: dx=20mm, dy=20mm
Maximum value of SAR (interpolated) = 1.35 mW/g

**Ch25/Zoom Scan (5x5x7)/Cube 0:** Measurement grid: dx=8mm, dy=8mm, dz=5mm
Reference Value = 22.8 V/m; Power Drift = 0.077 dB
Peak SAR (extrapolated) = 2.26 W/kg
**SAR(1 g) = 1.28 mW/g; SAR(10 g) = 0.702 mW/g**
Maximum value of SAR (measured) = 1.38 mW/g




0 dB = 1.38mW/g

## #28 CDMA2000 BC1_RC3+SO55_Right Tilted_Ch1175_USB

**DUT: 143002**

Communication System: CDMA ; Frequency: 1908.75 MHz;Duty Cycle: 1:1
Medium: HSL_1900_110615 Medium parameters used: f = 1909 MHz; $\sigma$ = 1.42 mho/m; $\varepsilon_r$ = 38.3; $\rho$ = 1000 kg/m$^3$
Ambient Temperature：22.3 ℃; Liquid Temperature：21.3 ℃

DASY4 Configuration:
- Probe: ET3DV6 - SN1787; ConvF(5.03, 5.03, 5.03); Calibrated: 2011/5/20
- Sensor-Surface: 4mm (Mechanical Surface Detection)
- Electronics: DAE3 Sn495; Calibrated: 2011/4/28
- Phantom: SAM_Left; Type: SAM; Serial: TP-1150
- Measurement SW: DASY4, V4.7 Build 80; Postprocessing SW: SEMCAD, V1.8 Build 186

**Ch1175/Area Scan (61x111x1):** Measurement grid: dx=20mm, dy=20mm
Maximum value of SAR (interpolated) = 1.23 mW/g

**Ch1175/Zoom Scan (5x5x7)/Cube 0:** Measurement grid: dx=8mm, dy=8mm, dz=5mm
Reference Value = 21.1 V/m; Power Drift = -0.021 dB
Peak SAR (extrapolated) = 2.13 W/kg
**SAR(1 g) = 1.18 mW/g; SAR(10 g) = 0.637 mW/g**
Maximum value of SAR (measured) = 1.27 mW/g

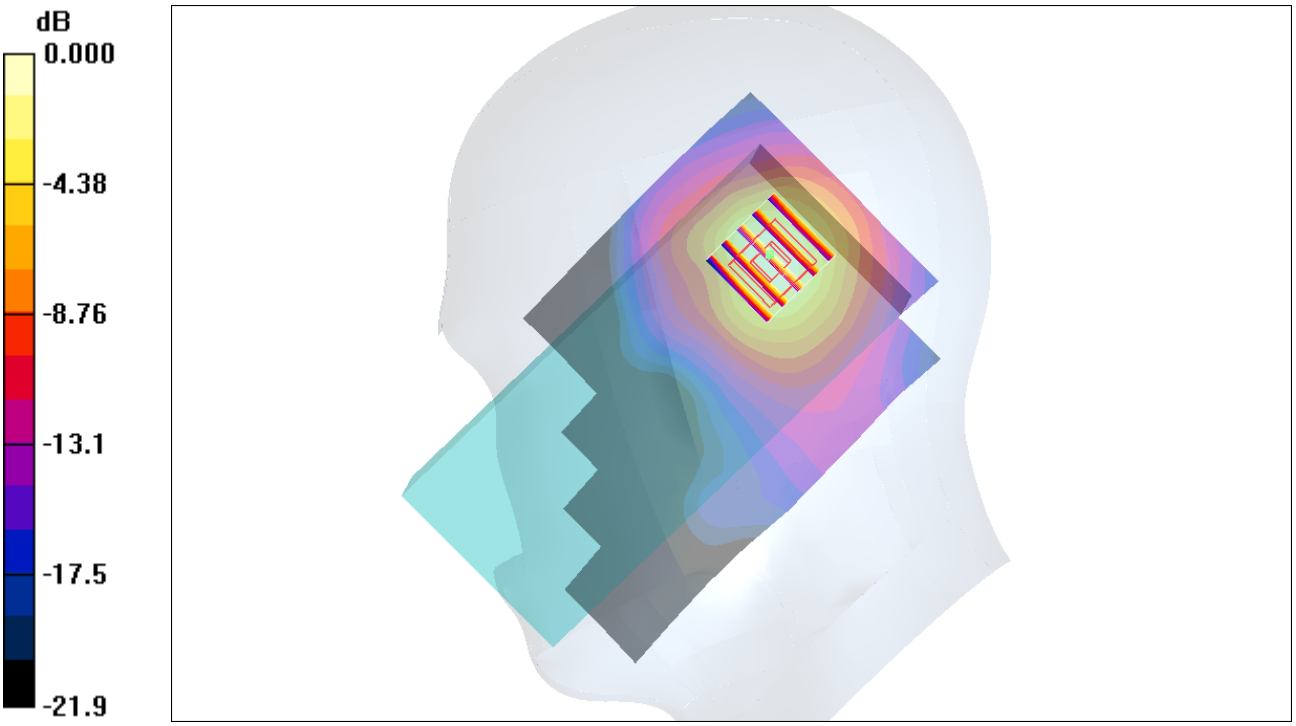


0 dB = 1.27mW/g

**#29 CDMA2000 BC1_RC3+SO55_Right Tilted_Ch25_RS232**

**DUT: 143002**

Communication System: CDMA ; Frequency: 1851.25 MHz;Duty Cycle: 1:1
Medium: HSL_1900_110615 Medium parameters used: f = 1851.25 MHz; $\sigma$ = 1.37 mho/m; $\varepsilon_r$ = 38.5; $\rho$ = 1000 kg/m$^3$
Ambient Temperature：22.4 ℃; Liquid Temperature：21.5 ℃

DASY4 Configuration:
- Probe: ET3DV6 - SN1787; ConvF(5.03, 5.03, 5.03); Calibrated: 2011/5/20
- Sensor-Surface: 4mm (Mechanical Surface Detection)
- Electronics: DAE3 Sn495; Calibrated: 2011/4/28
- Phantom: SAM_Left; Type: SAM; Serial: TP-1150
- Measurement SW: DASY4, V4.7 Build 80; Postprocessing SW: SEMCAD, V1.8 Build 186

**Ch25/Area Scan (61x111x1):** Measurement grid: dx=20mm, dy=20mm
Maximum value of SAR (interpolated) = 1.19 mW/g

**Ch25/Zoom Scan (5x5x7)/Cube 0:** Measurement grid: dx=8mm, dy=8mm, dz=5mm
Reference Value = 21.2 V/m; Power Drift = -0.021 dB
Peak SAR (extrapolated) = 2.02 W/kg
**SAR(1 g) = 1.13 mW/g; SAR(10 g) = 0.614 mW/g**
Maximum value of SAR (measured) = 1.22 mW/g

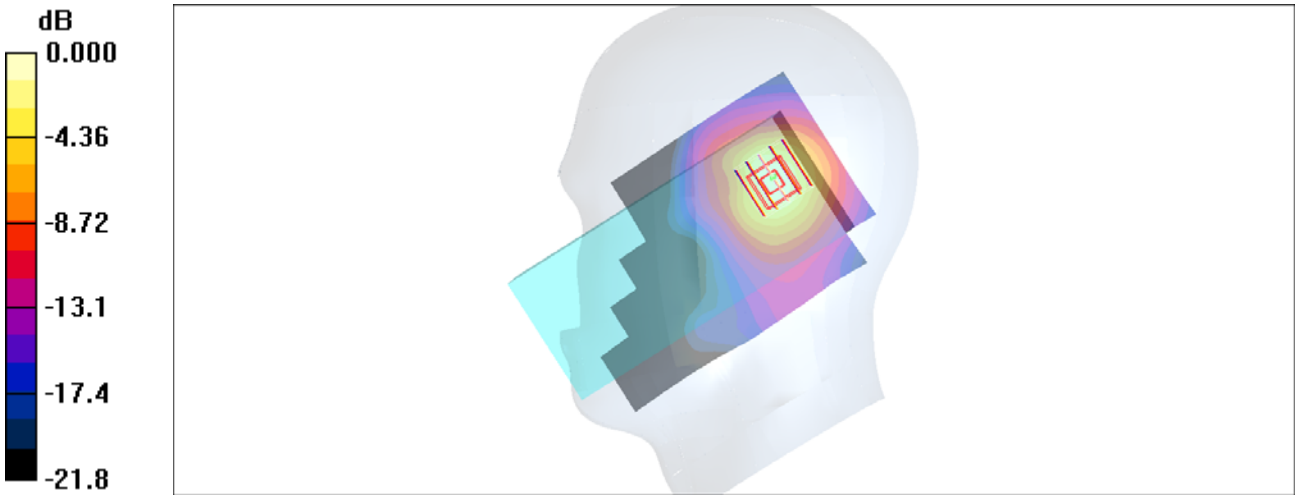


0 dB = 1.22mW/g

## #30 CDMA2000 BC1_RC3+SO55_Right Tilted_Ch1175_RS232

**DUT: 143002**

Communication System: CDMA ; Frequency: 1908.75 MHz;Duty Cycle: 1:1
Medium: HSL_1900_110615 Medium parameters used: f = 1909 MHz; $\sigma$ = 1.42 mho/m; $\varepsilon_r$ = 38.3; $\rho$ = 1000 kg/m$^3$
Ambient Temperature：22.5 ℃; Liquid Temperature：21.5 ℃

DASY4 Configuration:
- Probe: ET3DV6 - SN1787; ConvF(5.03, 5.03, 5.03); Calibrated: 2011/5/20
- Sensor-Surface: 4mm (Mechanical Surface Detection)
- Electronics: DAE3 Sn495; Calibrated: 2011/4/28
- Phantom: SAM_Left; Type: SAM; Serial: TP-1150
- Measurement SW: DASY4, V4.7 Build 80; Postprocessing SW: SEMCAD, V1.8 Build 186

**Ch1175/Area Scan (61x111x1):** Measurement grid: dx=20mm, dy=20mm
Maximum value of SAR (interpolated) = 1.21 mW/g

**Ch1175/Zoom Scan (5x5x7)/Cube 0:** Measurement grid: dx=8mm, dy=8mm, dz=5mm
Reference Value = 25.3 V/m; Power Drift = -0.091 dB
Peak SAR (extrapolated) = 2.16 W/kg
**SAR(1 g) = 1.16 mW/g; SAR(10 g) = 0.618 mW/g**
Maximum value of SAR (measured) = 1.19 mW/g

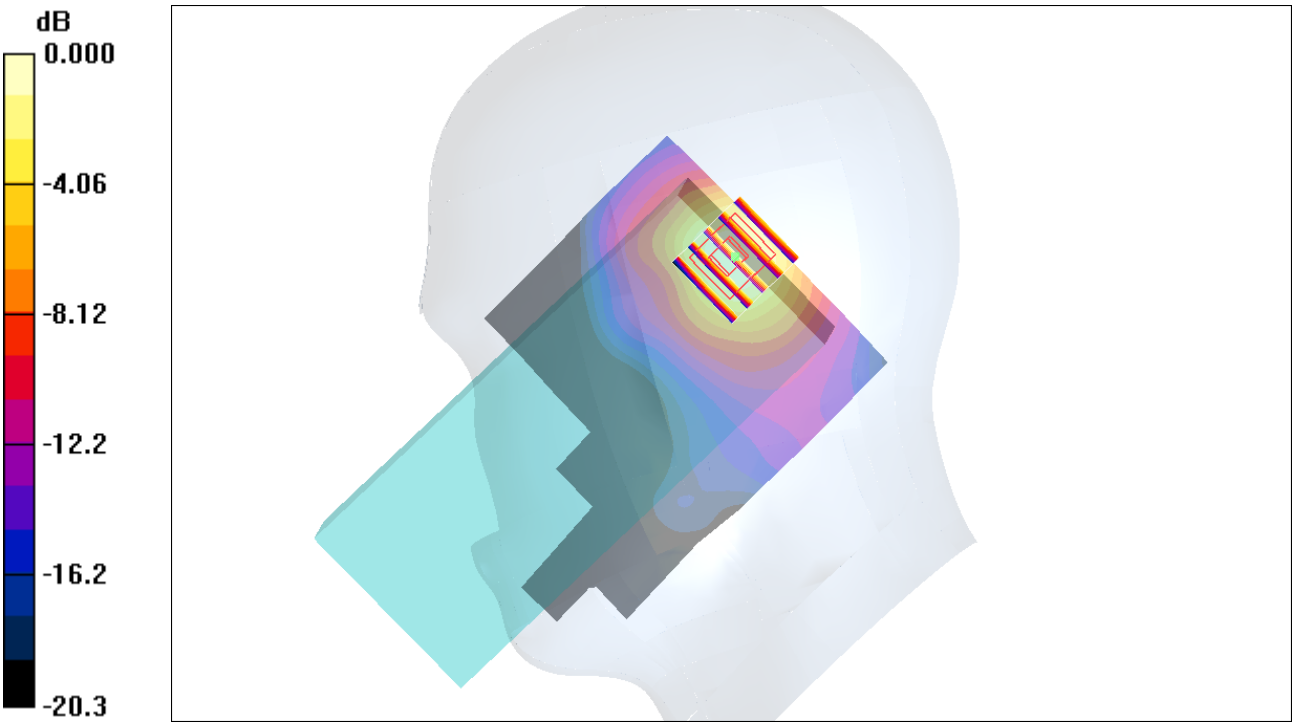


0 dB = 1.19mW/g

## #31 CDMA2000 BC0_RC3+SO32_Front Face_0cm_Ch384_Holster

**DUT: 143002**

Communication System: CDMA ; Frequency: 836.52 MHz;Duty Cycle: 1:1
Medium: MSL_850_110621 Medium parameters used: f = 837 MHz; $\sigma$ = 0.965 mho/m; $\varepsilon_r$ = 54.5; $\rho$ = 1000 kg/m$^3$
Ambient Temperature：22.5 ℃; Liquid Temperature：21.5 ℃

DASY4 Configuration:
- Probe: ET3DV6 - SN1787; ConvF(6.35, 6.35, 6.35); Calibrated: 2011/5/20
- Sensor-Surface: 4mm (Mechanical Surface Detection)
- Electronics: DAE3 Sn495; Calibrated: 2011/4/28
- Phantom: SAM_Right; Type: SAM; Serial: TP-1303
- Measurement SW: DASY4, V4.7 Build 80; Postprocessing SW: SEMCAD, V1.8 Build 186

**Ch384/Area Scan (51x91x1):** Measurement grid: dx=20mm, dy=20mm
Maximum value of SAR (interpolated) = 0.092 mW/g

**Ch384/Zoom Scan (5x5x7)/Cube 0:** Measurement grid: dx=8mm, dy=8mm, dz=5mm
Reference Value = 4.65 V/m; Power Drift = -0.029 dB
Peak SAR (extrapolated) = 0.161 W/kg
**SAR(1 g) = 0.086 mW/g; SAR(10 g) = 0.049 mW/g**
Maximum value of SAR (measured) = 0.092 mW/g




0 dB = 0.092mW/g

## #32 CDMA2000 BC0_RC3+SO32_Rear Face_0cm_Ch384_Holster

**DUT: 143002**

Communication System: CDMA ; Frequency: 836.52 MHz;Duty Cycle: 1:1
Medium: MSL_850_110621 Medium parameters used: f = 837 MHz; $\sigma$ = 0.965 mho/m; $\varepsilon_r$ = 54.5; $\rho$ = 1000 kg/m$^3$
Ambient Temperature：22.5 ℃; Liquid Temperature：21.5 ℃

DASY4 Configuration:
- Probe: ET3DV6 - SN1787; ConvF(6.35, 6.35, 6.35); Calibrated: 2011/5/20
- Sensor-Surface: 4mm (Mechanical Surface Detection)
- Electronics: DAE3 Sn495; Calibrated: 2011/4/28
- Phantom: SAM_Right; Type: SAM; Serial: TP-1303
- Measurement SW: DASY4, V4.7 Build 80; Postprocessing SW: SEMCAD, V1.8 Build 186

**Ch384/Area Scan (51x91x1):** Measurement grid: dx=20mm, dy=20mm
Maximum value of SAR (interpolated) = 0.163 mW/g

**Ch384/Zoom Scan (5x5x7)/Cube 0:** Measurement grid: dx=8mm, dy=8mm, dz=5mm
Reference Value = 12.2 V/m; Power Drift = 0.106 dB
Peak SAR (extrapolated) = 0.185 W/kg
**SAR(1 g) = 0.153 mW/g; SAR(10 g) = 0.117 mW/g**
Maximum value of SAR (measured) = 0.160 mW/g




0 dB = 0.160mW/g

## #33 CDMA2000 BC0_RC3+SO32_Rear Face_1.5cm_Ch384

**DUT: 143002**

Communication System: CDMA ; Frequency: 836.52 MHz;Duty Cycle: 1:1
Medium: MSL_850_110621 Medium parameters used: f = 837 MHz; $\sigma$ = 0.965 mho/m; $\varepsilon_r$ = 54.5; $\rho$ = 1000 kg/m$^3$
Ambient Temperature：22.5 ℃; Liquid Temperature：21.5 ℃

DASY4 Configuration:
- Probe: ET3DV6 - SN1787; ConvF(6.35, 6.35, 6.35); Calibrated: 2011/5/20
- Sensor-Surface: 4mm (Mechanical Surface Detection)
- Electronics: DAE3 Sn495; Calibrated: 2011/4/28
- Phantom: SAM_Right; Type: SAM; Serial: TP-1303
- Measurement SW: DASY4, V4.7 Build 80; Postprocessing SW: SEMCAD, V1.8 Build 186

**Ch384/Area Scan (51x91x1):** Measurement grid: dx=20mm, dy=20mm
Maximum value of SAR (interpolated) = 0.317 mW/g

**Ch384/Zoom Scan (5x5x7)/Cube 0:** Measurement grid: dx=8mm, dy=8mm, dz=5mm
Reference Value = 7.65 V/m; Power Drift = 0.028 dB
Peak SAR (extrapolated) = 0.537 W/kg
**SAR(1 g) = 0.292 mW/g; SAR(10 g) = 0.163 mW/g**
Maximum value of SAR (measured) = 0.312 mW/g

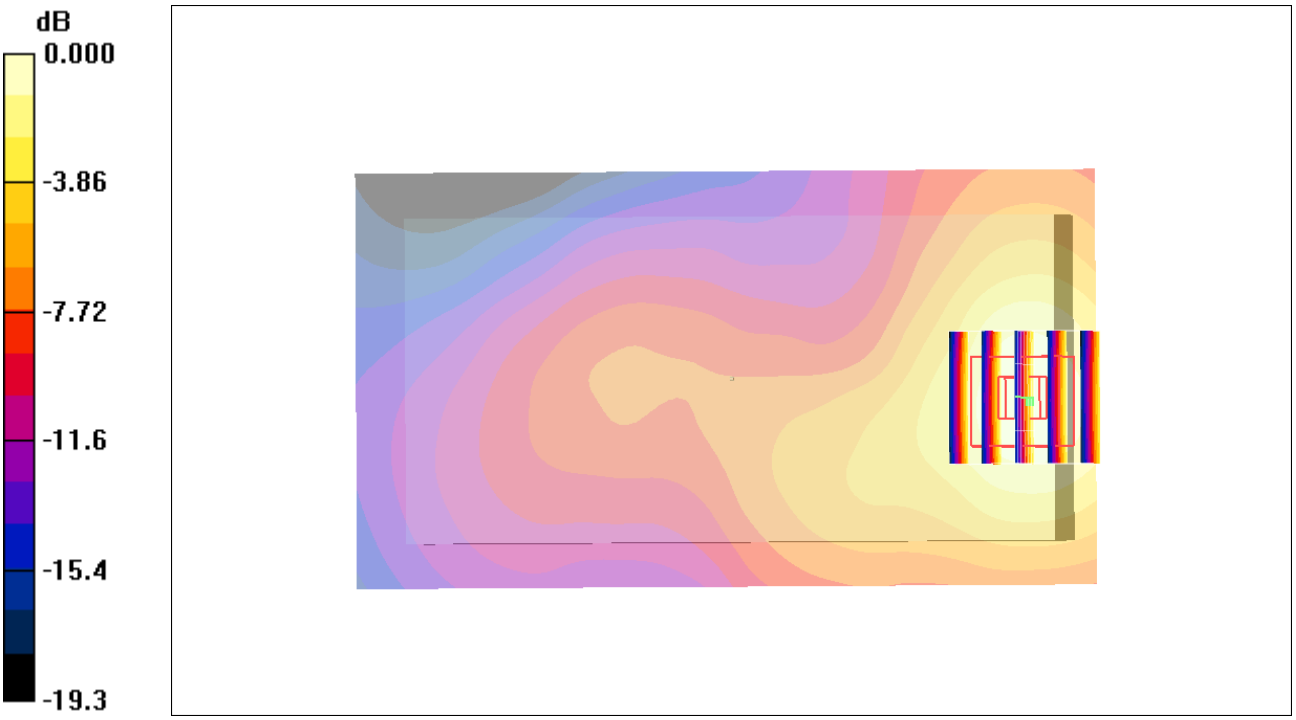


0 dB = 0.312mW/g

## #33 CDMA2000 BC0_RC3+SO32_Rear Face_1.5cm_Ch384_2D

**DUT: 143002**

Communication System: CDMA ; Frequency: 836.52 MHz;Duty Cycle: 1:1
Medium: MSL_850_110621 Medium parameters used: f = 837 MHz; $\sigma$ = 0.965 mho/m; $\varepsilon_r$ = 54.5; $\rho$ = 1000 kg/m$^3$
Ambient Temperature：22.5 ℃; Liquid Temperature：21.5 ℃

DASY4 Configuration:
- Probe: ET3DV6 - SN1787; ConvF(6.35, 6.35, 6.35); Calibrated: 2011/5/20
- Sensor-Surface: 4mm (Mechanical Surface Detection)
- Electronics: DAE3 Sn495; Calibrated: 2011/4/28
- Phantom: SAM_Right; Type: SAM; Serial: TP-1303
- Measurement SW: DASY4, V4.7 Build 80; Postprocessing SW: SEMCAD, V1.8 Build 186

**Ch384/Area Scan (51x91x1):** Measurement grid: dx=20mm, dy=20mm
Maximum value of SAR (interpolated) = 0.317 mW/g

**Ch384/Zoom Scan (5x5x7)/Cube 0:** Measurement grid: dx=8mm, dy=8mm, dz=5mm
Reference Value = 7.65 V/m; Power Drift = 0.028 dB
Peak SAR (extrapolated) = 0.537 W/kg
**SAR(1 g) = 0.292 mW/g; SAR(10 g) = 0.163 mW/g**
Maximum value of SAR (measured) = 0.312 mW/g

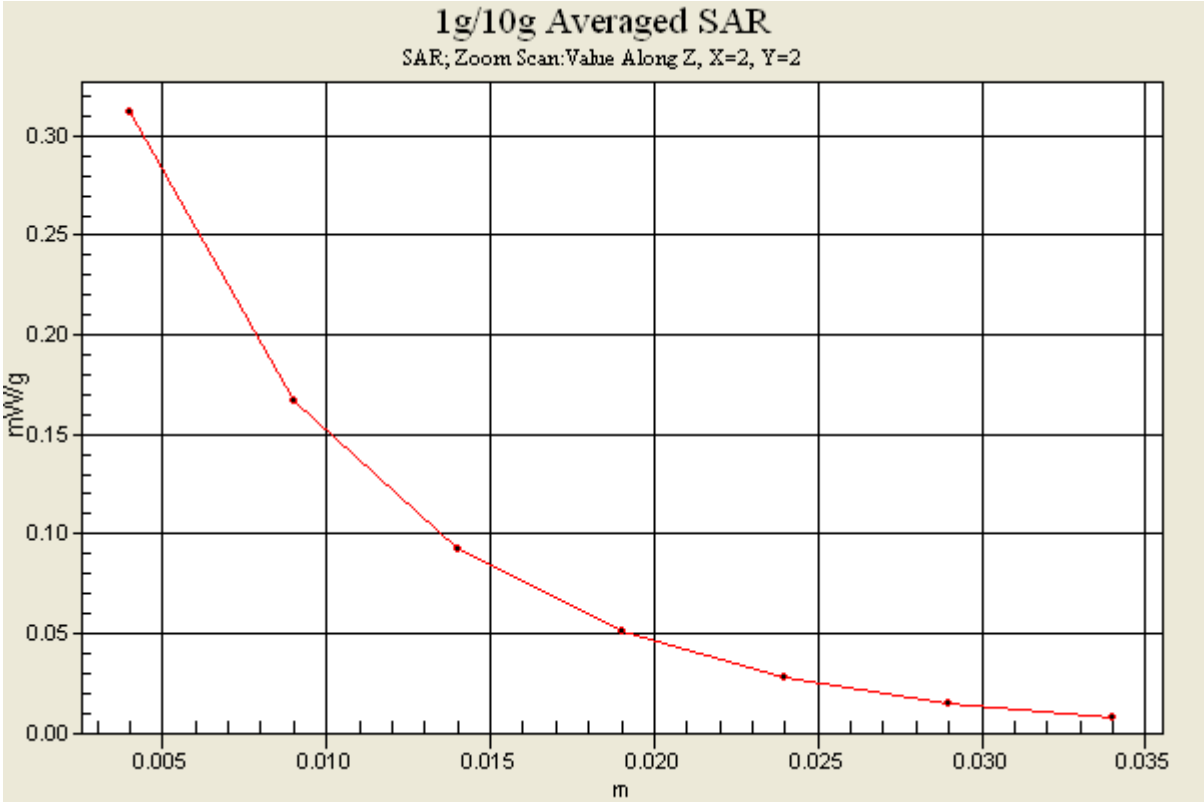

## #34 CDMA2000 BC0_RC3+SO32_Rear Face_1.5cm_Ch384_USB

**DUT: 143002**

Communication System: CDMA ; Frequency: 836.52 MHz;Duty Cycle: 1:1
Medium: MSL_850_110621 Medium parameters used: f = 837 MHz; $\sigma$ = 0.965 mho/m; $\varepsilon_r$ = 54.5; $\rho$ = 1000 kg/m$^3$
Ambient Temperature：22.5 ℃; Liquid Temperature：21.5 ℃

DASY4 Configuration:
- Probe: ET3DV6 - SN1787; ConvF(6.35, 6.35, 6.35); Calibrated: 2011/5/20
- Sensor-Surface: 4mm (Mechanical Surface Detection)
- Electronics: DAE3 Sn495; Calibrated: 2011/4/28
- Phantom: SAM_Right; Type: SAM; Serial: TP-1303
- Measurement SW: DASY4, V4.7 Build 80; Postprocessing SW: SEMCAD, V1.8 Build 186

**Ch384/Area Scan (51x101x1):** Measurement grid: dx=20mm, dy=20mm
Maximum value of SAR (interpolated) = 0.170 mW/g

**Ch384/Zoom Scan (5x5x7)/Cube 0:** Measurement grid: dx=8mm, dy=8mm, dz=5mm
Reference Value = 9.27 V/m; Power Drift = -0.099 dB
Peak SAR (extrapolated) = 0.190 W/kg
**SAR(1 g) = 0.156 mW/g; SAR(10 g) = 0.116 mW/g**
Maximum value of SAR (measured) = 0.165 mW/g

**Ch384/Zoom Scan (5x5x7)/Cube 1:** Measurement grid: dx=8mm, dy=8mm, dz=5mm
Reference Value = 9.27 V/m; Power Drift = -0.099 dB
Peak SAR (extrapolated) = 0.166 W/kg
**SAR(1 g) = 0.124 mW/g; SAR(10 g) = 0.084 mW/g**
Maximum value of SAR (measured) = 0.130 mW/g

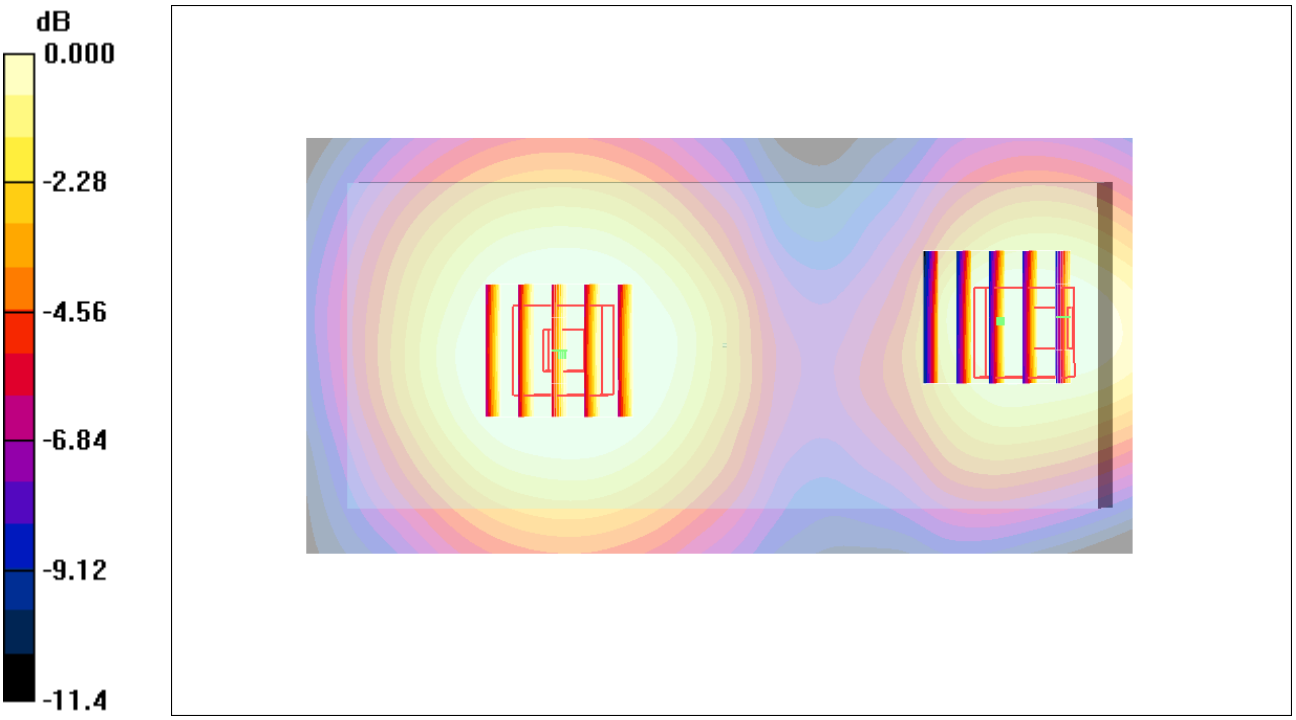


0 dB = 0.130mW/g

## #35 CDMA2000 BC0_RC3+SO32_Rear Face_1.5cm_Ch384_RS232

**DUT: 143002**

Communication System: CDMA ; Frequency: 836.52 MHz;Duty Cycle: 1:1
Medium: MSL_850_110621 Medium parameters used: f = 837 MHz; $\sigma$ = 0.965 mho/m; $\varepsilon_r$ = 54.5; $\rho$ = 1000 kg/m$^3$
Ambient Temperature：22.5 ℃; Liquid Temperature：21.5 ℃

DASY4 Configuration:
- Probe: ET3DV6 - SN1787; ConvF(6.35, 6.35, 6.35); Calibrated: 2011/5/20
- Sensor-Surface: 4mm (Mechanical Surface Detection)
- Electronics: DAE3 Sn495; Calibrated: 2011/4/28
- Phantom: SAM_Right; Type: SAM; Serial: TP-1303
- Measurement SW: DASY4, V4.7 Build 80; Postprocessing SW: SEMCAD, V1.8 Build 186

**Ch384/Area Scan (51x101x1):** Measurement grid: dx=20mm, dy=20mm
Maximum value of SAR (interpolated) = 0.251 mW/g

**Ch384/Zoom Scan (5x5x7)/Cube 0:** Measurement grid: dx=8mm, dy=8mm, dz=5mm
Reference Value = 6.06 V/m; Power Drift = 0.080 dB
Peak SAR (extrapolated) = 0.290 W/kg
**SAR(1 g) = 0.232 mW/g; SAR(10 g) = 0.172 mW/g**
Maximum value of SAR (measured) = 0.245 mW/g

**Ch384/Zoom Scan (5x5x7)/Cube 1:** Measurement grid: dx=8mm, dy=8mm, dz=5mm
Reference Value = 6.06 V/m; Power Drift = 0.080 dB
Peak SAR (extrapolated) = 0.188 W/kg
**SAR(1 g) = 0.150 mW/g; SAR(10 g) = 0.109 mW/g**
Maximum value of SAR (measured) = 0.158 mW/g

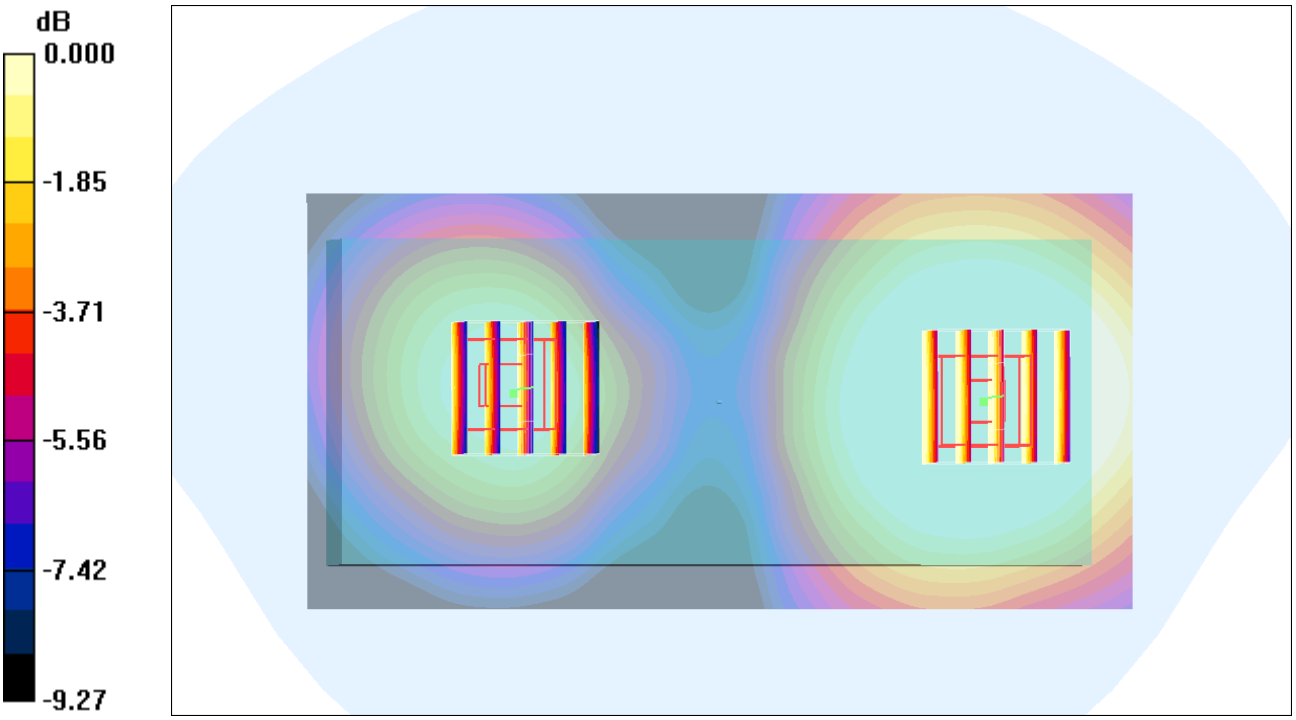


0 dB = 0.158mW/g

## #36 CDMA2000 BC1_RC3+SO32_Front Face_0cm_Ch25_Holster

**DUT: 143002**

Communication System: CDMA ; Frequency: 1851.25 MHz;Duty Cycle: 1:1
Medium: MSL_1900_110621 Medium parameters used: f = 1851.25 MHz; $\sigma$ = 1.49 mho/m; $\varepsilon_r$ = 52.2; $\rho$ = 1000 kg/m$^3$
Ambient Temperature：22.5 ℃; Liquid Temperature：21.5 ℃

DASY4 Configuration:
- Probe: ET3DV6 - SN1787; ConvF(4.48, 4.48, 4.48); Calibrated: 2011/5/20
- Sensor-Surface: 4mm (Mechanical Surface Detection)
- Electronics: DAE3 Sn495; Calibrated: 2011/4/28
- Phantom: SAM_Right; Type: SAM; Serial: TP-1303
- Measurement SW: DASY4, V4.7 Build 80; Postprocessing SW: SEMCAD, V1.8 Build 186

**Ch25/Area Scan (51x91x1):** Measurement grid: dx=20mm, dy=20mm
Maximum value of SAR (interpolated) = 0.143 mW/g

**Ch25/Zoom Scan (5x5x7)/Cube 0:** Measurement grid: dx=8mm, dy=8mm, dz=5mm
Reference Value = 5.01 V/m; Power Drift = -0.013 dB
Peak SAR (extrapolated) = 0.205 W/kg
**SAR(1 g) = 0.134 mW/g; SAR(10 g) = 0.086 mW/g**
Maximum value of SAR (measured) = 0.143 mW/g

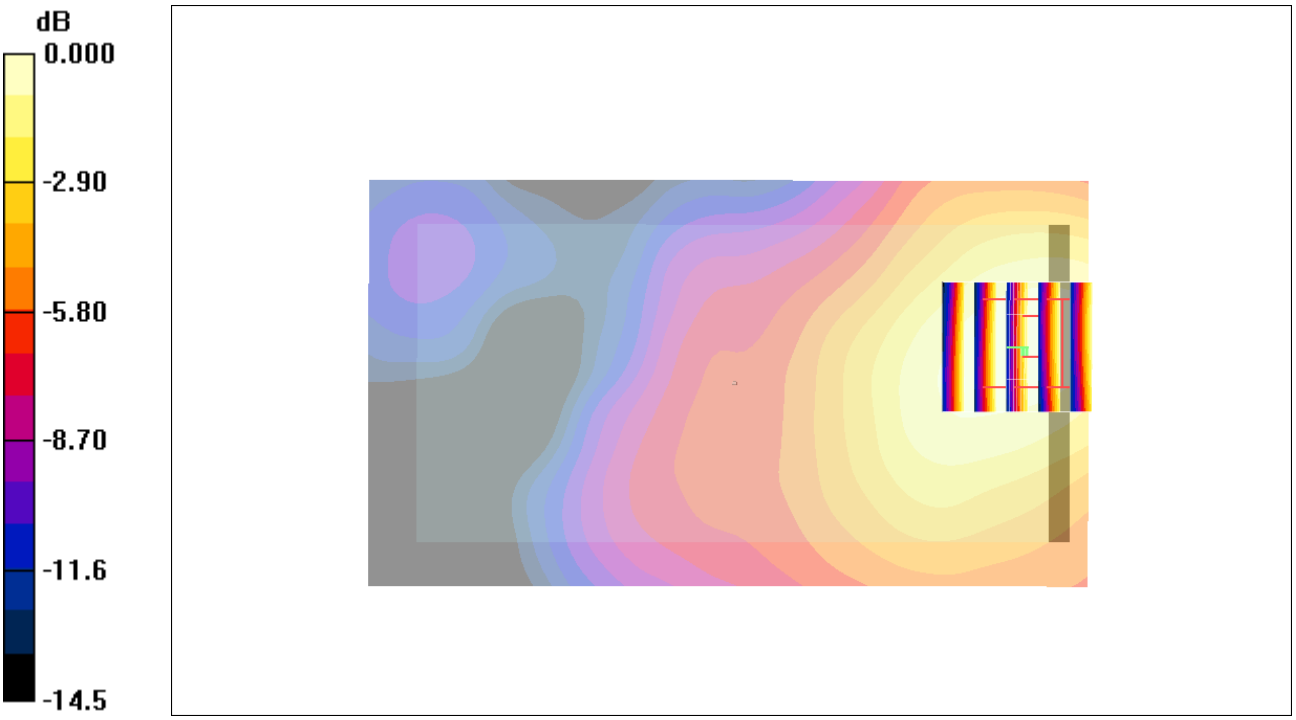


0 dB = 0.143mW/g

## #37 CDMA2000 BC1_RC3+SO32_Rear Face_0cm_Ch25_Holster

**DUT: 143002**

Communication System: CDMA ; Frequency: 1851.25 MHz;Duty Cycle: 1:1
Medium: MSL_1900_110621 Medium parameters used : f = 1851.25 MHz; $\sigma$ = 1.49 mho/m; $\varepsilon_r$ = 52.2; $\rho$ = 1000 kg/m$^3$
Ambient Temperature：22.5 ℃; Liquid Temperature：21.5 ℃

DASY4 Configuration:
- Probe: ET3DV6 - SN1787; ConvF(4.48, 4.48, 4.48); Calibrated: 2011/5/20
- Sensor-Surface: 4mm (Mechanical Surface Detection)
- Electronics: DAE3 Sn495; Calibrated: 2011/4/28
- Phantom: SAM_Right; Type: SAM; Serial: TP-1303
- Measurement SW: DASY4, V4.7 Build 80; Postprocessing SW: SEMCAD, V1.8 Build 186

**Ch25/Area Scan (51x91x1):** Measurement grid: dx=20mm, dy=20mm
Maximum value of SAR (interpolated) = 0.611 mW/g

**Ch25/Zoom Scan (5x5x7)/Cube 0:** Measurement grid: dx=8mm, dy=8mm, dz=5mm
Reference Value = 10.7 V/m; Power Drift = -0.173 dB
Peak SAR (extrapolated) = 0.829 W/kg
**SAR(1 g) = 0.555 mW/g; SAR(10 g) = 0.344 mW/g**
Maximum value of SAR (measured) = 0.591 mW/g




0 dB = 0.591mW/g

## #37 CDMA2000 BC1_RC3+SO32_Rear Face_0cm_Ch25_Holster_2D

**DUT: 143002**

Communication System: CDMA ; Frequency: 1851.25 MHz;Duty Cycle: 1:1
Medium: MSL_1900_110621 Medium parameters used: f = 1851.25 MHz; $\sigma$ = 1.49 mho/m; $\varepsilon_r$ = 52.2; $\rho$ = 1000 kg/m$^3$
Ambient Temperature：22.5 ℃; Liquid Temperature：21.5 ℃

DASY4 Configuration:
- Probe: ET3DV6 - SN1787; ConvF(4.48, 4.48, 4.48); Calibrated: 2011/5/20
- Sensor-Surface: 4mm (Mechanical Surface Detection)
- Electronics: DAE3 Sn495; Calibrated: 2011/4/28
- Phantom: SAM_Right; Type: SAM; Serial: TP-1303
- Measurement SW: DASY4, V4.7 Build 80; Postprocessing SW: SEMCAD, V1.8 Build 186

**Ch25/Area Scan (51x91x1):** Measurement grid: dx=20mm, dy=20mm
Maximum value of SAR (interpolated) = 0.611 mW/g

**Ch25/Zoom Scan (5x5x7)/Cube 0:** Measurement grid: dx=8mm, dy=8mm, dz=5mm
Reference Value = 10.7 V/m; Power Drift = -0.173 dB
Peak SAR (extrapolated) = 0.829 W/kg
**SAR(1 g) = 0.555 mW/g; SAR(10 g) = 0.344 mW/g**
Maximum value of SAR (measured) = 0.591 mW/g

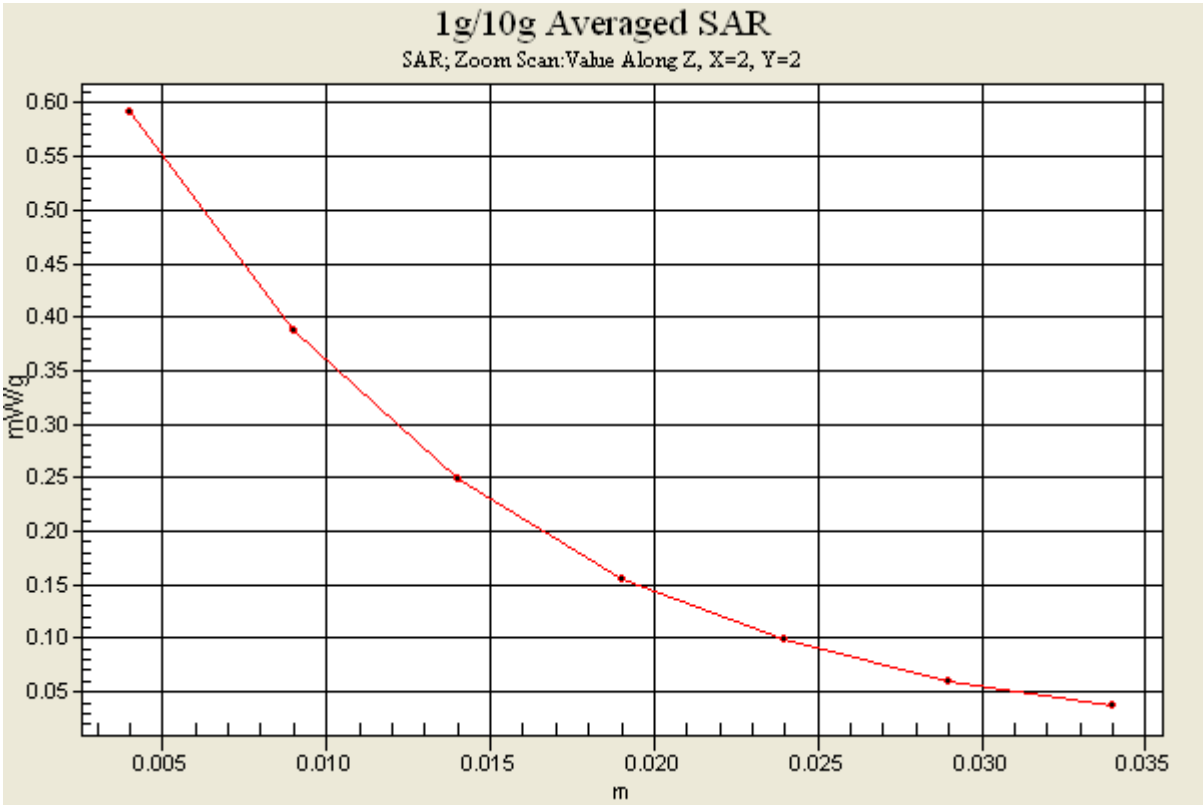

## #38 CDMA2000 BC1_RC3+SO32_Rear Face_1.5cm_Ch25

**DUT: 143002**

Communication System: CDMA ; Frequency: 1851.25 MHz;Duty Cycle: 1:1
Medium: MSL_1900_110621 Medium parameters used : f = 1851.25 MHz; $\sigma$ = 1.49 mho/m; $\varepsilon_r$ = 52.2; $\rho$ = 1000 kg/m$^3$
Ambient Temperature：22.5 ℃； Liquid Temperature：21.5 ℃

DASY4 Configuration:
- Probe: ET3DV6 - SN1787; ConvF(4.48, 4.48, 4.48); Calibrated: 2011/5/20
- Sensor-Surface: 4mm (Mechanical Surface Detection)
- Electronics: DAE3 Sn495; Calibrated: 2011/4/28
- Phantom: SAM_Right; Type: SAM; Serial: TP-1303
- Measurement SW: DASY4, V4.7 Build 80; Postprocessing SW: SEMCAD, V1.8 Build 186

**Ch25/Area Scan (51x91x1):** Measurement grid: dx=20mm, dy=20mm
Maximum value of SAR (interpolated) = 0.653 mW/g

**Ch25/Zoom Scan (5x5x7)/Cube 0:** Measurement grid: dx=8mm, dy=8mm, dz=5mm
Reference Value = 9.98 V/m; Power Drift = -0.109 dB
Peak SAR (extrapolated) = 0.814 W/kg
**SAR(1 g) = 0.538 mW/g; SAR(10 g) = 0.306 mW/g**
Maximum value of SAR (measured) = 0.569 mW/g

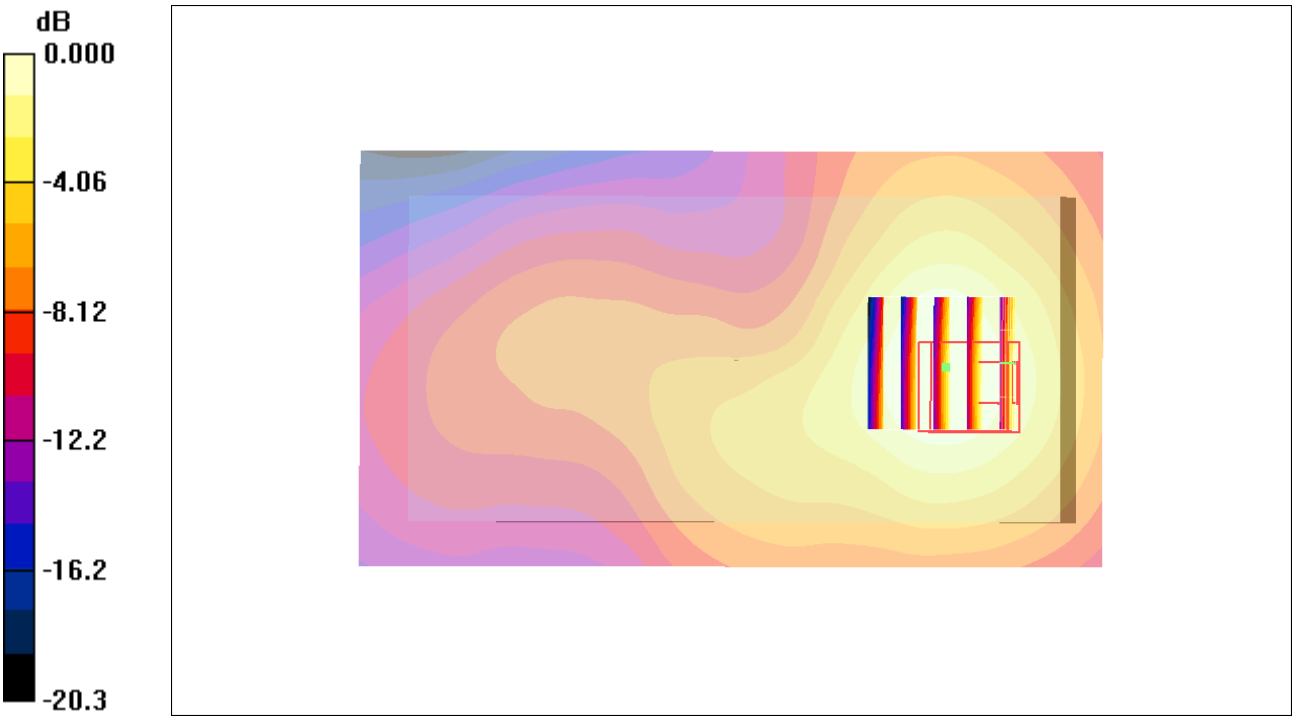


0 dB = 0.569mW/g

## #39 CDMA2000 BC1_RC3+SO32_Rear Face_1.5cm_Ch25_RS232

**DUT: 143002**

Communication System: CDMA ; Frequency: 1851.25 MHz;Duty Cycle: 1:1
Medium: MSL_1900_110621 Medium parameters used: f = 1851.25 MHz; $\sigma$ = 1.48 mho/m; $\varepsilon_r$ = 51.8; $\rho$ = 1000 kg/m$^3$
Ambient Temperature：22.5 ℃; Liquid Temperature：21.5 ℃

DASY4 Configuration:
- Probe: ET3DV6 - SN1787; ConvF(4.48, 4.48, 4.48); Calibrated: 2011/5/20
- Sensor-Surface: 4mm (Mechanical Surface Detection)
- Electronics: DAE3 Sn495; Calibrated: 2011/4/28
- Phantom: SAM_Right; Type: SAM; Serial: TP-1303
- Measurement SW: DASY4, V4.7 Build 80; Postprocessing SW: SEMCAD, V1.8 Build 186

**Ch25/Area Scan (51x101x1):** Measurement grid: dx=20mm, dy=20mm
Maximum value of SAR (interpolated) = 0.554 mW/g

**Ch25/Zoom Scan (5x5x7)/Cube 0:** Measurement grid: dx=8mm, dy=8mm, dz=5mm
Reference Value = 10.1 V/m; Power Drift = -0.057 dB
Peak SAR (extrapolated) = 0.768 W/kg
**SAR(1 g) = 0.511 mW/g; SAR(10 g) = 0.317 mW/g**
Maximum value of SAR (measured) = 0.548 mW/g

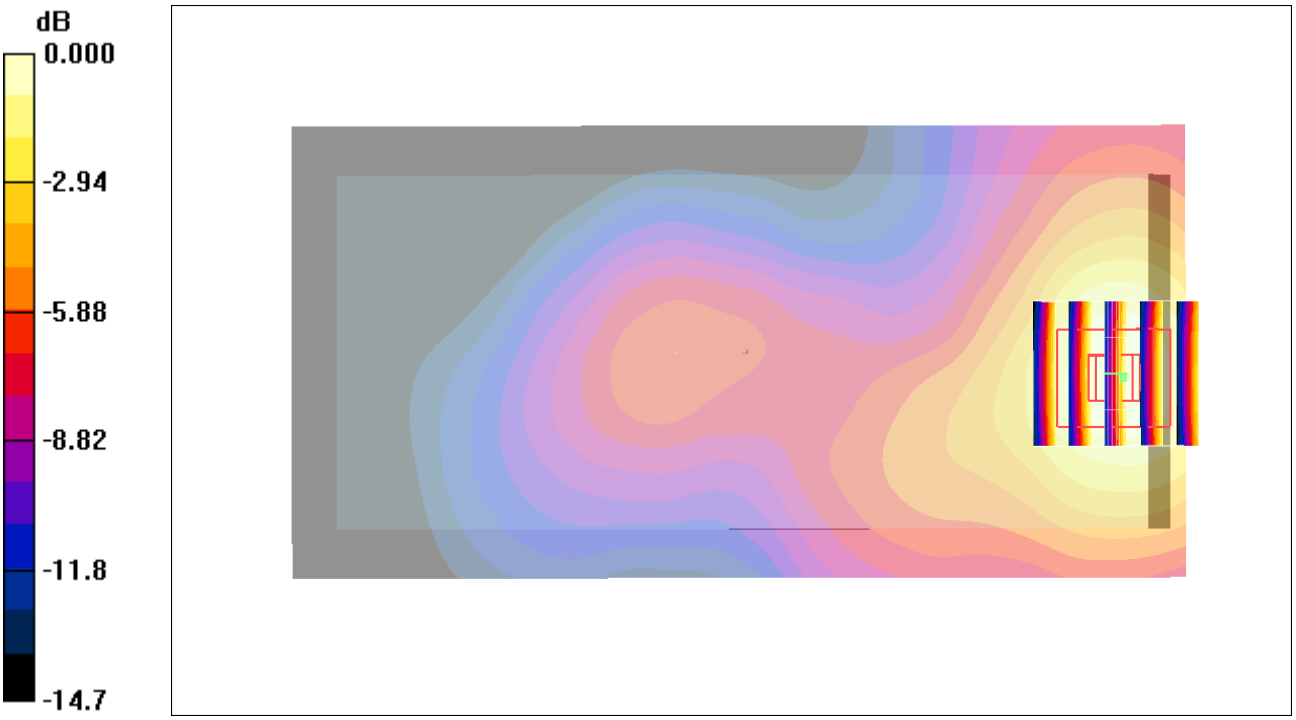


0 dB = 0.548mW/g

## #40 CDMA2000 BC1_RC3+SO32_Rear Face_1.5cm_Ch25_USB

**DUT: 143002**

Communication System: CDMA ; Frequency: 1851.25 MHz;Duty Cycle: 1:1
Medium: MSL_1900_110621 Medium parameters used : f = 1851.25 MHz; $\sigma$ = 1.49 mho/m; $\varepsilon_r$ = 52.2; $\rho$ = 1000 kg/m$^3$
Ambient Temperature：22.5 ℃; Liquid Temperature：21.5 ℃

DASY4 Configuration:
- Probe: ET3DV6 - SN1787; ConvF(4.48, 4.48, 4.48); Calibrated: 2011/5/20
- Sensor-Surface: 4mm (Mechanical Surface Detection)
- Electronics: DAE3 Sn495; Calibrated: 2011/4/28
- Phantom: SAM_Right; Type: SAM; Serial: TP-1303
- Measurement SW: DASY4, V4.7 Build 80; Postprocessing SW: SEMCAD, V1.8 Build 186

**Ch25/Area Scan (51x101x1):** Measurement grid: dx=20mm, dy=20mm
Maximum value of SAR (interpolated) = 0.566 mW/g

**Ch25/Zoom Scan (5x5x7)/Cube 0:** Measurement grid: dx=8mm, dy=8mm, dz=5mm
Reference Value = 10.00 V/m; Power Drift = -0.052 dB
Peak SAR (extrapolated) = 0.778 W/kg
**SAR(1 g) = 0.522 mW/g; SAR(10 g) = 0.324 mW/g**
Maximum value of SAR (measured) = 0.565 mW/g




0 dB = 0.565mW/g