## #01 802.11b_Right Cheek_Ch1

**DUT: 143002**

Communication System: 802.11b ; Frequency: 2412 MHz;Duty Cycle: 1:1
Medium: HSL_2450_110622 Medium parameters used: f = 2412 MHz; $\sigma$ = 1.8 mho/m; $\varepsilon_r$ = 39.5; $\rho$ = 1000 kg/m$^3$
Ambient Temperature：22.5 ℃; Liquid Temperature：21.5 ℃

DASY4 Configuration:
- Probe: ET3DV6 - SN1787; ConvF(4.41, 4.41, 4.41); Calibrated: 2011/5/20
- Sensor-Surface: 4mm (Mechanical Surface Detection)
- Electronics: DAE3 Sn495; Calibrated: 2011/4/28
- Phantom: SAM_Left; Type: SAM; Serial: TP-1150
- Measurement SW: DASY4, V4.7 Build 80; Postprocessing SW: SEMCAD, V1.8 Build 186

**Ch1/Area Scan (61x101x1):** Measurement grid: dx=20mm, dy=20mm
Maximum value of SAR (interpolated) = 0.050 mW/g

**Ch1/Zoom Scan (5x5x7)/Cube 0:** Measurement grid: dx=8mm, dy=8mm, dz=5mm
Reference Value = 4.54 V/m; Power Drift = -0.032 dB
Peak SAR (extrapolated) = 0.098 W/kg
**SAR(1 g) = 0.047 mW/g; SAR(10 g) = 0.026 mW/g**
Maximum value of SAR (measured) = 0.049 mW/g

**Ch1/Zoom Scan (5x5x7)/Cube 1:** Measurement grid: dx=8mm, dy=8mm, dz=5mm
Reference Value = 4.54 V/m; Power Drift = -0.032 dB
Peak SAR (extrapolated) = 0.150 W/kg
**SAR(1 g) = 0.032 mW/g; SAR(10 g) = 0.015 mW/g**
Maximum value of SAR (measured) = 0.037 mW/g

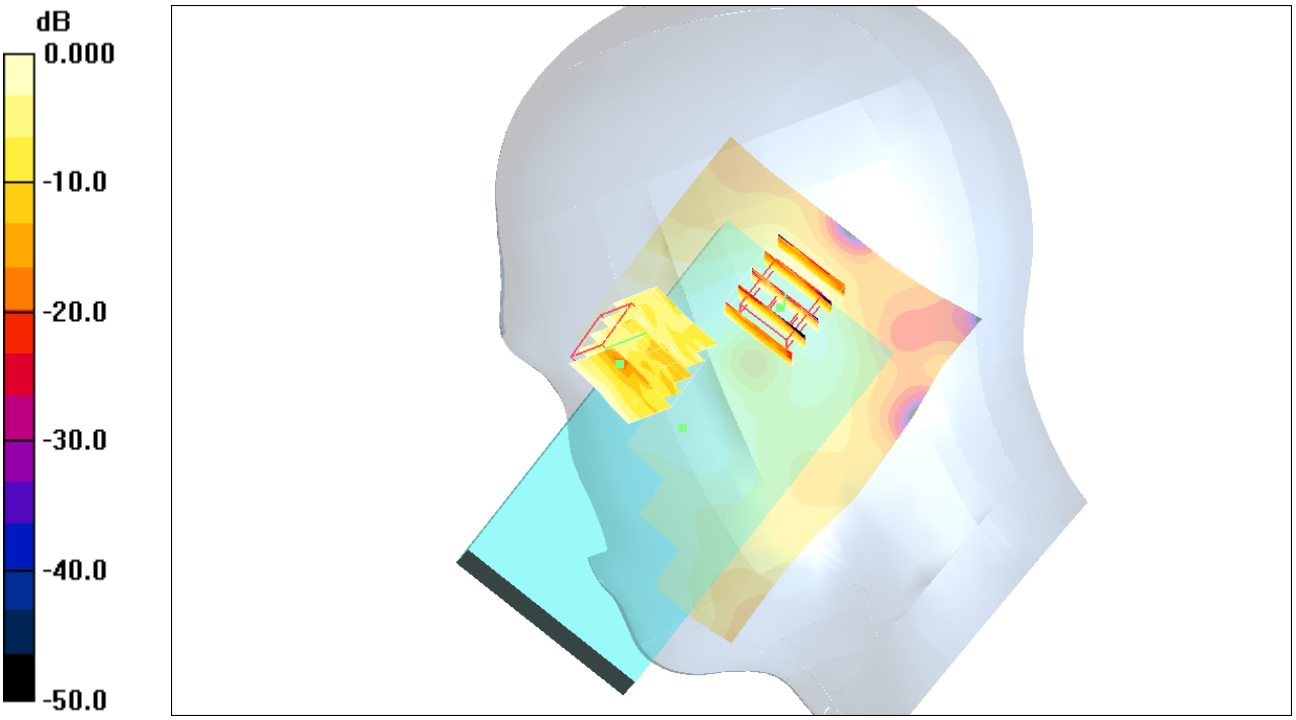


0 dB = 0.037mW/g

## #02 802.11b_Right Tilted_Ch1

**DUT: 143002**

Communication System: 802.11b ; Frequency: 2412 MHz;Duty Cycle: 1:1
Medium: HSL_2450_110622 Medium parameters used: f = 2412 MHz; $\sigma$ = 1.8 mho/m; $\varepsilon_r$ = 39.5; $\rho$ = 1000 kg/m$^3$
Ambient Temperature：22.5 ℃; Liquid Temperature：21.5 ℃

DASY4 Configuration:
- Probe: ET3DV6 - SN1787; ConvF(4.41, 4.41, 4.41); Calibrated: 2011/5/20
- Sensor-Surface: 4mm (Mechanical Surface Detection)
- Electronics: DAE3 Sn495; Calibrated: 2011/4/28
- Phantom: SAM_Left; Type: SAM; Serial: TP-1150
- Measurement SW: DASY4, V4.7 Build 80; Postprocessing SW: SEMCAD, V1.8 Build 186

**Ch1/Area Scan (61x101x1):** Measurement grid: dx=20mm, dy=20mm
Maximum value of SAR (interpolated) = 0.045 mW/g

**Ch1/Zoom Scan (5x5x7)/Cube 0:** Measurement grid: dx=8mm, dy=8mm, dz=5mm
Reference Value = 5.39 V/m; Power Drift = -0.070 dB
Peak SAR (extrapolated) = 0.147 W/kg
**SAR(1 g) = 0.042 mW/g; SAR(10 g) = 0.019 mW/g**
Maximum value of SAR (measured) = 0.046 mW/g




0 dB = 0.046mW/g

## #03 802.11b_Left Cheek_Ch1

**DUT: 143002**

Communication System: 802.11b ; Frequency: 2412 MHz;Duty Cycle: 1:1
Medium: HSL_2450_110622 Medium parameters used: f = 2412 MHz; $\sigma$ = 1.8 mho/m; $\varepsilon_r$ = 39.5; $\rho$ = 1000 kg/m$^3$
Ambient Temperature：22.5 ℃; Liquid Temperature：21.5 ℃

DASY4 Configuration:
- Probe: ET3DV6 - SN1787; ConvF(4.41, 4.41, 4.41); Calibrated: 2011/5/20
- Sensor-Surface: 4mm (Mechanical Surface Detection)
- Electronics: DAE3 Sn495; Calibrated: 2011/4/28
- Phantom: SAM_Left; Type: SAM; Serial: TP-1150
- Measurement SW: DASY4, V4.7 Build 80; Postprocessing SW: SEMCAD, V1.8 Build 186

**Ch1/Area Scan (61x101x1):** Measurement grid: dx=20mm, dy=20mm
Maximum value of SAR (interpolated) = 0.064 mW/g

**Ch1/Zoom Scan (5x5x7)/Cube 0:** Measurement grid: dx=8mm, dy=8mm, dz=5mm
Reference Value = 4.49 V/m; Power Drift = -0.021 dB
Peak SAR (extrapolated) = 0.112 W/kg
**SAR(1 g) = 0.061 mW/g; SAR(10 g) = 0.032 mW/g**
Maximum value of SAR (measured) = 0.066 mW/g




0 dB = 0.066mW/g

## #04 802.11b_Left Tilted_Ch1

**DUT: 143002**

Communication System: 802.11b ; Frequency: 2412 MHz;Duty Cycle: 1:1
Medium: HSL_2450_110622 Medium parameters used: f = 2412 MHz; $\sigma$ = 1.8 mho/m; $\varepsilon_r$ = 39.5; $\rho$ = 1000 kg/m$^3$
Ambient Temperature：22.5 ℃； Liquid Temperature：21.5 ℃

DASY4 Configuration
- Probe: ET3DV6 - SN1787; ConvF(4.41, 4.41, 4.41); Calibrated: 2011/5/20
- Sensor-Surface: 4mm (Mechanical Surface Detection)
- Electronics: DAE3 Sn495; Calibrated: 2011/4/28
- Phantom: SAM_Left; Type: SAM; Serial: TP-1150
- Measurement SW: DASY4, V4.7 Build 80; Postprocessing SW: SEMCAD, V1.8 Build 186

**Ch1/Area Scan (61x101x1):** Measurement grid: dx=20mm, dy=20mm
Maximum value of SAR (interpolated) = 0.045 mW/g

**Ch1/Zoom Scan (5x5x7)/Cube 0:** Measurement grid: dx=8mm, dy=8mm, dz=5mm
Reference Value = 5.10 V/m; Power Drift = -0.019 dB
Peak SAR (extrapolated) = 0.070 W/kg
**SAR(1 g) = 0.037 mW/g; SAR(10 g) = 0.018 mW/g**
Maximum value of SAR (measured) = 0.043 mW/g




0 dB = 0.043mW/g

## #05 802.11b_Left Cheek_Ch1_RS232

**DUT: 143002**

Communication System: 802.11b ; Frequency: 2412 MHz;Duty Cycle: 1:1
Medium: HSL_2450_110622 Medium parameters used: f = 2412 MHz; $\sigma$ = 1.8 mho/m; $\varepsilon_r$ = 39.5; $\rho$ = 1000 kg/m$^3$
Ambient Temperature：22.5 ℃； Liquid Temperature：21.5 ℃

DASY4 Configuration:
- Probe: ET3DV6 - SN1787; ConvF(4.41, 4.41, 4.41); Calibrated: 2011/5/20
- Sensor-Surface: 4mm (Mechanical Surface Detection)
- Electronics: DAE3 Sn495; Calibrated: 2011/4/28
- Phantom: SAM_Left; Type: SAM; Serial: TP-1150
- Measurement SW: DASY4, V4.7 Build 80; Postprocessing SW: SEMCAD, V1.8 Build 186

**Ch1/Area Scan (61x111x1):** Measurement grid: dx=20mm, dy=20mm
Maximum value of SAR (interpolated) = 0.066 mW/g

**Ch1/Zoom Scan (5x5x7)/Cube 0:** Measurement grid: dx=8mm, dy=8mm, dz=5mm
Reference Value = 4.47 V/m; Power Drift = -0.004 dB
Peak SAR (extrapolated) = 0.120 W/kg
**SAR(1 g) = 0.064 mW/g; SAR(10 g) = 0.034 mW/g**
Maximum value of SAR (measured) = 0.069 mW/g




0 dB = 0.069mW/g

## #05 802.11b_Left Cheek_Ch1_RS232_2D

**DUT: 143002**

Communication System: 802.11b ; Frequency: 2412 MHz;Duty Cycle: 1:1
Medium: HSL_2450_110622 Medium parameters used: f = 2412 MHz; $\sigma$ = 1.8 mho/m; $\varepsilon_r$ = 39.5; $\rho$ = 1000 kg/m$^3$
Ambient Temperature：22.5 ℃; Liquid Temperature：21.5 ℃

DASY4 Configuration:
- Probe: ET3DV6 - SN1787; ConvF(4.41, 4.41, 4.41); Calibrated: 2011/5/20
- Sensor-Surface: 4mm (Mechanical Surface Detection)
- Electronics: DAE3 Sn495; Calibrated: 2011/4/28
- Phantom: SAM_Left; Type: SAM; Serial: TP-1150
- Measurement SW: DASY4, V4.7 Build 80; Postprocessing SW: SEMCAD, V1.8 Build 186

**Ch1/Area Scan (61x111x1):** Measurement grid: dx=20mm, dy=20mm
Maximum value of SAR (interpolated) = 0.066 mW/g

**Ch1/Zoom Scan (5x5x7)/Cube 0:** Measurement grid: dx=8mm, dy=8mm, dz=5mm
Reference Value = 4.47 V/m; Power Drift = -0.004 dB
Peak SAR (extrapolated) = 0.120 W/kg
**SAR(1 g) = 0.064 mW/g; SAR(10 g) = 0.034 mW/g**
Maximum value of SAR (measured) = 0.069 mW/g

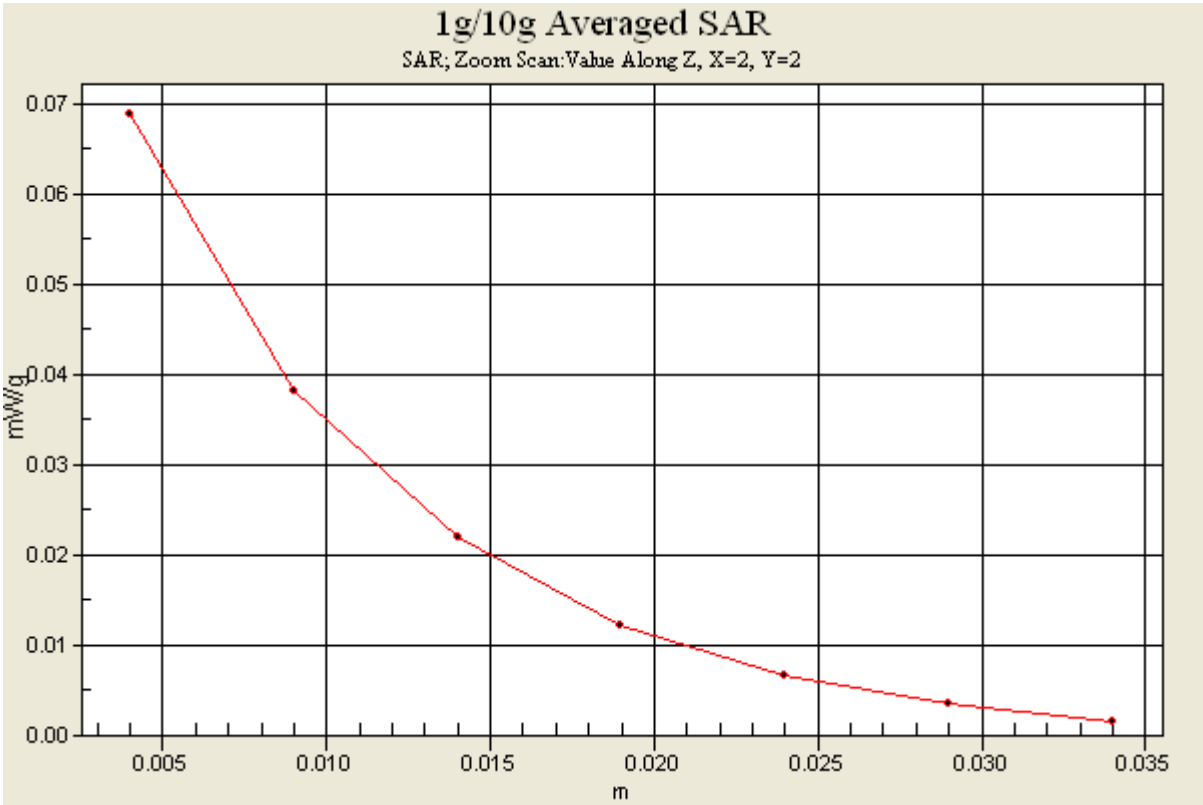

## #06 802.11b_Left Cheek_Ch1_USB

**DUT: 143002**

Communication System: 802.11b ; Frequency: 2412 MHz;Duty Cycle: 1:1
Medium: HSL_2450_110622 Medium parameters used: f = 2412 MHz; $\sigma$ = 1.8 mho/m; $\varepsilon_r$ = 39.5; $\rho$ = 1000 kg/m$^3$
Ambient Temperature：22.5 ℃； Liquid Temperature：21.5 ℃

DASY4 Configuration:
- Probe: ET3DV6 - SN1787; ConvF(4.41, 4.41, 4.41); Calibrated: 2011/5/20
- Sensor-Surface: 4mm (Mechanical Surface Detection)
- Electronics: DAE3 Sn495; Calibrated: 2011/4/28
- Phantom: SAM_Left; Type: SAM; Serial: TP-1150
- Measurement SW: DASY4, V4.7 Build 80; Postprocessing SW: SEMCAD, V1.8 Build 186

**Ch1/Area Scan (61x111x1):** Measurement grid: dx=20mm, dy=20mm
Maximum value of SAR (interpolated) = 0.073 mW/g

**Ch1/Zoom Scan (5x5x7)/Cube 0:** Measurement grid: dx=8mm, dy=8mm, dz=5mm
Reference Value = 4.05 V/m; Power Drift = -0.111 dB
Peak SAR (extrapolated) = 0.111 W/kg
**SAR(1 g) = 0.056 mW/g; SAR(10 g) = 0.015 mW/g**
Maximum value of SAR (measured) = 0.064 mW/g

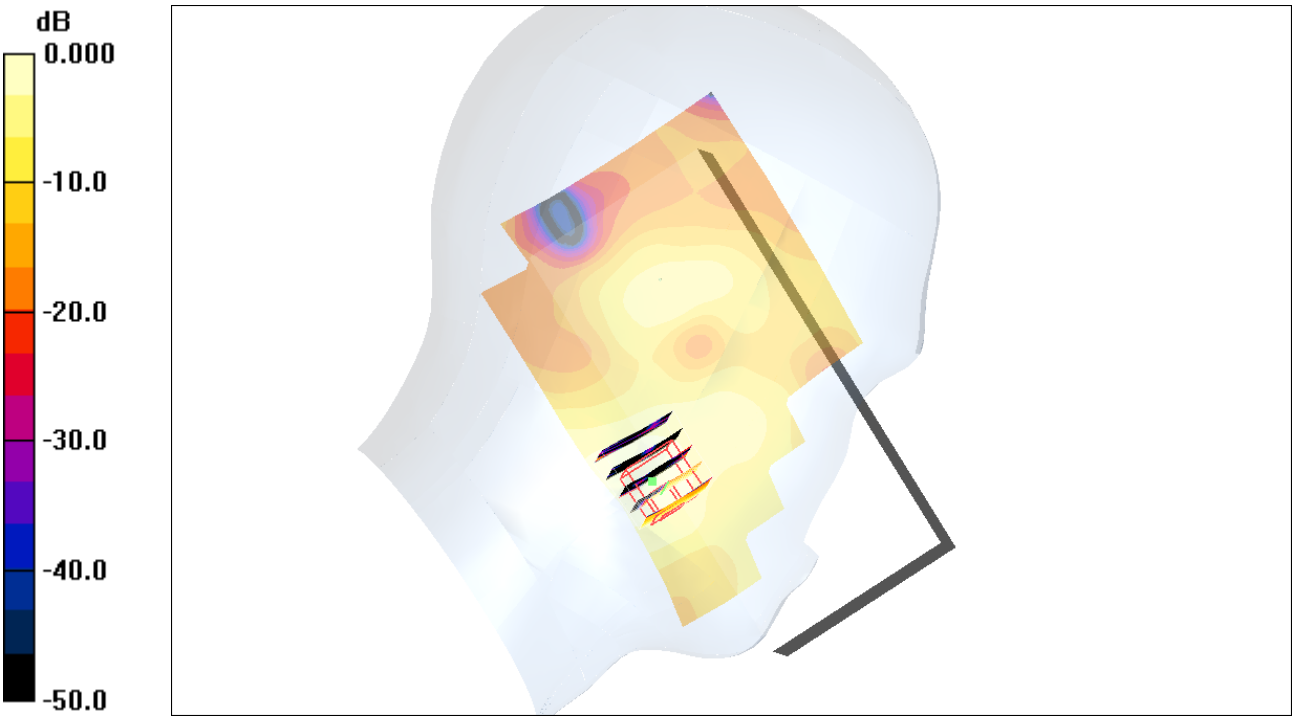


0 dB = 0.064mW/g

## #50 802.11b_Right Tilted_Ch1_USB

**DUT: 143002**

Communication System: 802.11b ; Frequency: 2412 MHz;Duty Cycle: 1:1
Medium: HSL_2450_110622 Medium parameters used: f = 2412 MHz; $\sigma$ = 1.8 mho/m; $\varepsilon_r$ = 39.5; $\rho$ = 1000 kg/m$^3$
Ambient Temperature：22.4 ℃; Liquid Temperature：21.4 ℃

DASY4 Configuration:
- Probe: ET3DV6 - SN1787; ConvF(4.41, 4.41, 4.41); Calibrated: 2011/5/20
- Sensor-Surface: 4mm (Mechanical Surface Detection)
- Electronics: DAE3 Sn495; Calibrated: 2011/4/28
- Phantom: SAM_Left; Type: SAM; Serial: TP-1150
- Measurement SW: DASY4, V4.7 Build 80; Postprocessing SW: SEMCAD, V1.8 Build 186

**Ch1/Area Scan (61x111x1):** Measurement grid: dx=20mm, dy=20mm
Maximum value of SAR (interpolated) = 0.038 mW/g

**Ch1/Zoom Scan (5x5x7)/Cube 0:** Measurement grid: dx=8mm, dy=8mm, dz=5mm
Reference Value = 4.30 V/m; Power Drift = -0.137 dB
Peak SAR (extrapolated) = 0.066 W/kg
**SAR(1 g) = 0.035 mW/g; SAR(10 g) = 0.015 mW/g**
Maximum value of SAR (measured) = 0.041 mW/g

**Ch1/Zoom Scan (5x5x7)/Cube 1:** Measurement grid: dx=8mm, dy=8mm, dz=5mm
Reference Value = 4.30 V/m; Power Drift = -0.137 dB
Peak SAR (extrapolated) = 0.041 W/kg
**SAR(1 g) = 0.024 mW/g; SAR(10 g) = 0.013 mW/g**
Maximum value of SAR (measured) = 0.026 mW/g

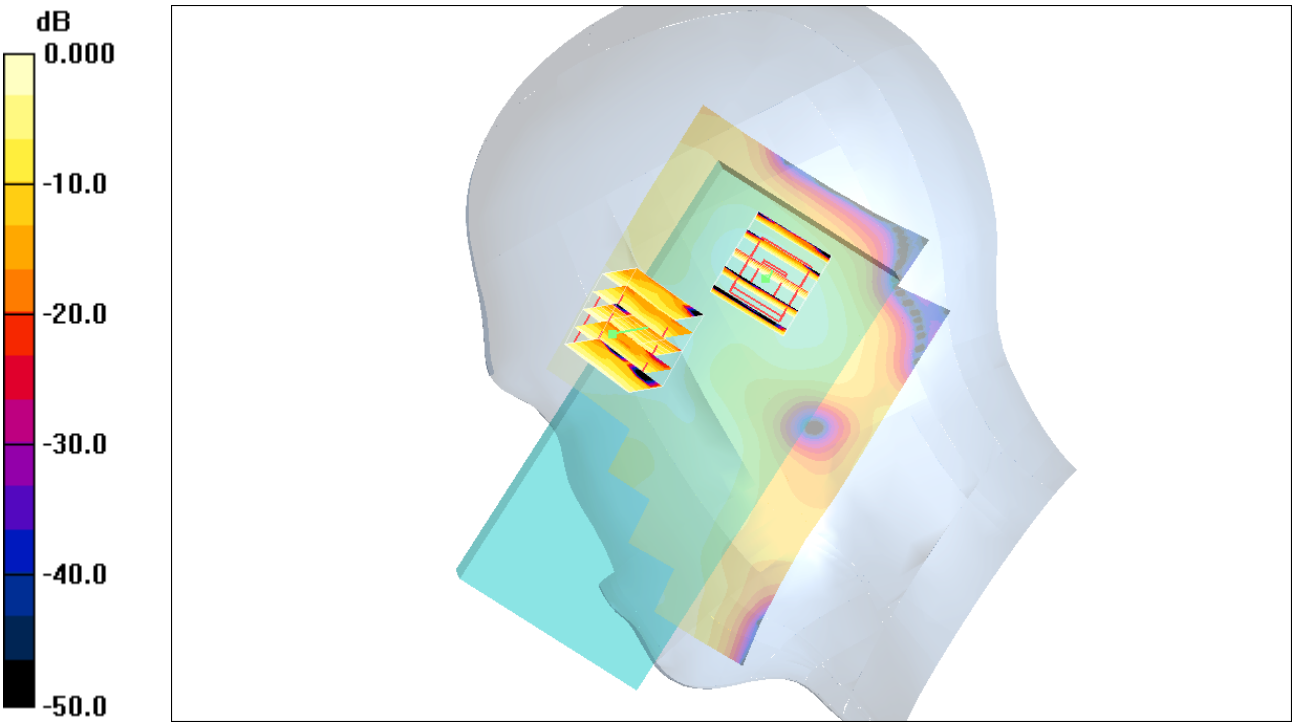


0 dB = 0.026mW/g

## #07 802.11a_Right Cheek_Ch161

**DUT: 143002**

Communication System: 802.11a; Frequency: 5805 MHz;Duty Cycle: 1:1
Medium: HSL5G_110622 Medium parameters used: f = 5805 MHz; $\sigma$ = 5.4 mho/m; $\varepsilon_r$ = 34.3; $\rho$ = 1000 kg/m$^3$
Ambient Temperature：22.5 ℃； Liquid Temperature：21.5 ℃

DASY4 Configuration:
- Probe: EX3DV4 - SN3731; ConvF(4.22, 4.22, 4.22); Calibrated: 2010/9/20
- Sensor-Surface: 4mm (Mechanical Surface Detection)Sensor-Surface: 2mm (Mechanical Surface Detection)
- Electronics: DAE3 Sn495; Calibrated: 2011/4/28
- Phantom: SAM_Left; Type: SAM; Serial: TP-1150
- Measurement SW: DASY4, V4.7 Build 80; Postprocessing SW: SEMCAD, V1.8 Build 186

**Ch161/Area Scan (121x201x1):** Measurement grid: dx=10mm, dy=10mm
Maximum value of SAR (interpolated) = 0.002 mW/g

**Ch161/Zoom Scan (8x8x10)/Cube 0:** Measurement grid: dx=4mm, dy=4mm, dz=2.5mm
Reference Value = 0.000 V/m; Power Drift = 0.179 dB
Peak SAR (extrapolated) = 0.235 W/kg
**SAR(1 g) = 0.017 mW/g; SAR(10 g) = 0.00347 mW/g**
Maximum value of SAR (measured) = 0.061 mW/g

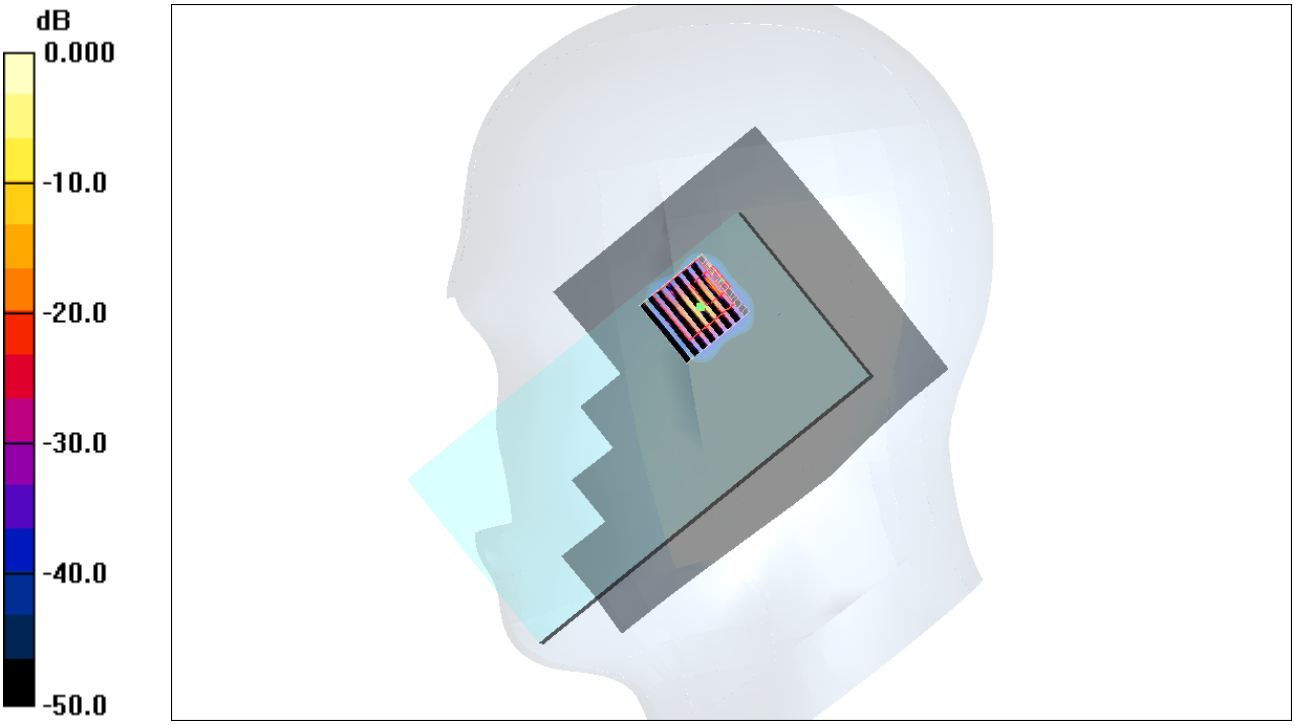


0 dB = 0.061mW/g

## #08 802.11a_Right Tilted_Ch161

**DUT: 143002**

Communication System: 802.11a; Frequency: 5805 MHz;Duty Cycle: 1:1
Medium: HSL5G_110622 Medium parameters used: f = 5805 MHz; $\sigma$ = 5.4 mho/m; $\varepsilon_r$ = 34.3; $\rho$ = 1000 kg/m$^3$
Ambient Temperature：22.5 ℃； Liquid Temperature：21.5 ℃

DASY4 Configuration:
- Probe: EX3DV4 - SN3731; ConvF(4.22, 4.22, 4.22); Calibrated: 2010/9/20
- Sensor-Surface: 4mm (Mechanical Surface Detection)Sensor-Surface: 2mm (Mechanical Surface Detection)
- Electronics: DAE3 Sn495; Calibrated: 2011/4/28
- Phantom: SAM_Left; Type: SAM; Serial: TP-1150
- Measurement SW: DASY4, V4.7 Build 80; Postprocessing SW: SEMCAD, V1.8 Build 186

**Ch161/Area Scan (121x201x1):** Measurement grid: dx=10mm, dy=10mm
Maximum value of SAR (interpolated) = 0.011 mW/g

**Ch161/Zoom Scan (8x8x10)/Cube 0:** Measurement grid: dx=4mm, dy=4mm, dz=2.5mm
Reference Value = 0.000 V/m; Power Drift = 0.156 dB
Peak SAR (extrapolated) = 0.168 W/kg
**SAR(1 g) = 0.013 mW/g; SAR(10 g) = 0.00183 mW/g**
Maximum value of SAR (measured) = 0.030 mW/g

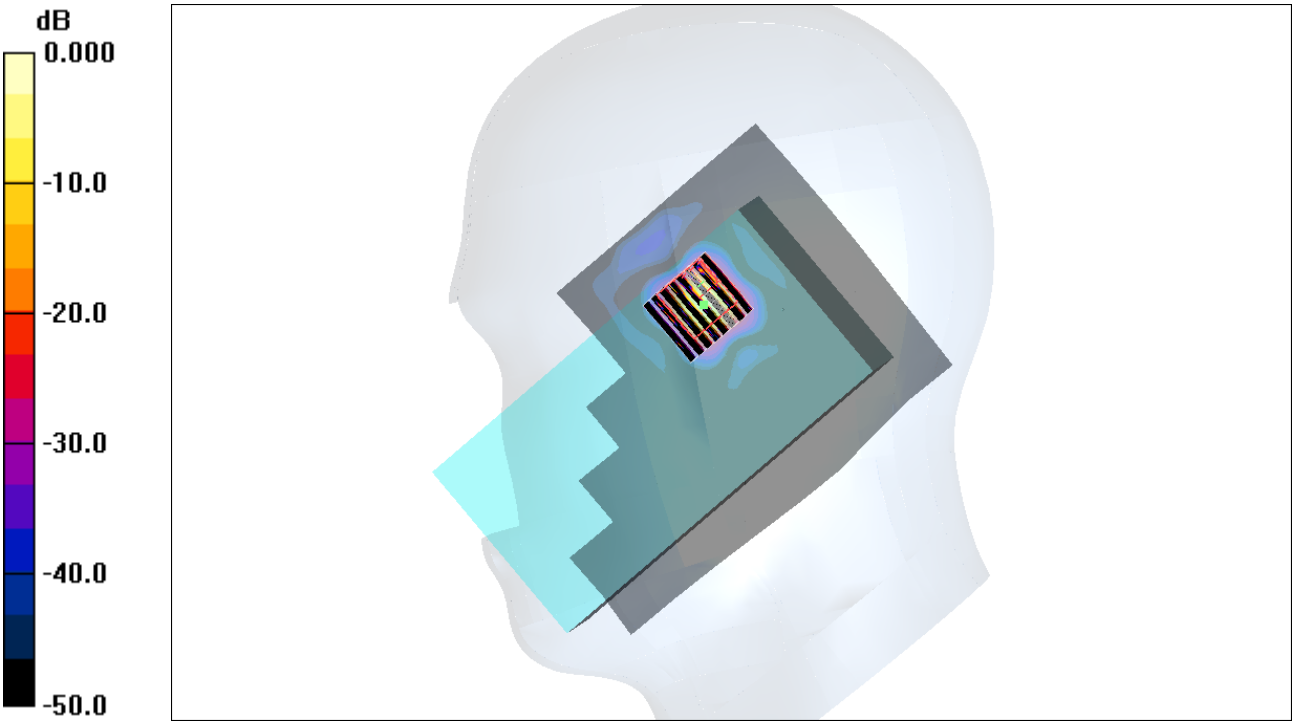


0 dB = 0.030mW/g

## #09 802.11a_Left Cheek_Ch161

**DUT: 143002**

Communication System: 802.11a; Frequency: 5805 MHz;Duty Cycle: 1:1
Medium: HSL5G_110622 Medium parameters used : f = 5805 MHz; $\sigma$ = 5.4 mho/m; $\varepsilon_r$ = 34.3; $\rho$ = 1000 kg/m$^3$

Ambient Temperature：22.5 ℃; Liquid Temperature：21.5 ℃

DASY4 Configuration:
- Probe: EX3DV4 - SN3731; ConvF(4.22, 4.22, 4.22); Calibrated: 2010/9/20
- Sensor-Surface: 4mm (Mechanical Surface Detection)Sensor-Surface: 2mm (Mechanical Surface Detection)
- Electronics: DAE3 Sn495; Calibrated: 2011/4/28
- Phantom: SAM_Left; Type: SAM; Serial: TP-1150
- Measurement SW: DASY4, V4.7 Build 80; Postprocessing SW: SEMCAD, V1.8 Build 186

**Ch161/Area Scan (121x201x1):** Measurement grid: dx=10mm, dy=10mm
Maximum value of SAR (interpolated) = 0.081 mW/g

**Ch161/Zoom Scan (8x8x10)/Cube 0:** Measurement grid: dx=4mm, dy=4mm, dz=2.5mm
Reference Value = 0.000 V/m; Power Drift = 0.107 dB
Peak SAR (extrapolated) = 0.221 W/kg
**SAR(1 g) = 0.063 mW/g; SAR(10 g) = 0.023 mW/g**
Maximum value of SAR (measured) = 0.145 mW/g

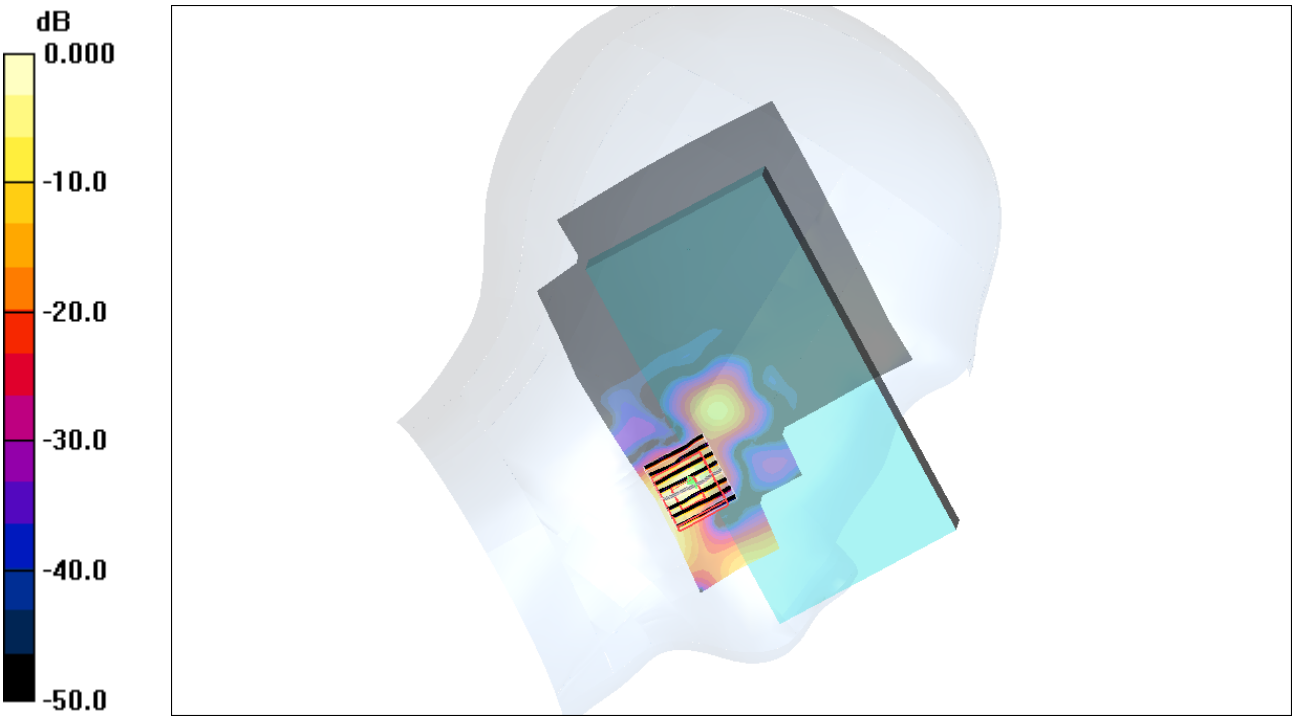


0 dB = 0.145mW/g

## #10 802.11a_Left Tilted_Ch161

**DUT: 143002**

Communication System: 802.11a; Frequency: 5805 MHz;Duty Cycle: 1:1
Medium: HSL5G_110622 Medium parameters used: f = 5805 MHz; $\sigma$ = 5.4 mho/m; $\varepsilon_r$ = 34.3; $\rho$ = 1000 kg/m$^3$
Ambient Temperature：22.5 ℃； Liquid Temperature：21.5 ℃

DASY4 Configuration:
- Probe: EX3DV4 - SN3731; ConvF(4.22, 4.22, 4.22); Calibrated: 2010/9/20
- Sensor-Surface: 4mm (Mechanical Surface Detection)Sensor-Surface: 2mm (Mechanical Surface Detection)
- Electronics: DAE3 Sn495; Calibrated: 2011/4/28
- Phantom: SAM_Left; Type: SAM; Serial: TP-1150
- Measurement SW: DASY4, V4.7 Build 80; Postprocessing SW: SEMCAD, V1.8 Build 186

**Ch161/Area Scan (121x201x1):** Measurement grid: dx=10mm, dy=10mm
Maximum value of SAR (interpolated) = 0.015 mW/g

**Ch161/Zoom Scan (8x8x10)/Cube 0:** Measurement grid: dx=4mm, dy=4mm, dz=2.5mm
Reference Value = 1.07 V/m; Power Drift = -0.099 dB
Peak SAR (extrapolated) = 0.253 W/kg
**SAR(1 g) = 0.031 mW/g; SAR(10 g) = 0.010 mW/g**
Maximum value of SAR (measured) = 0.077 mW/g

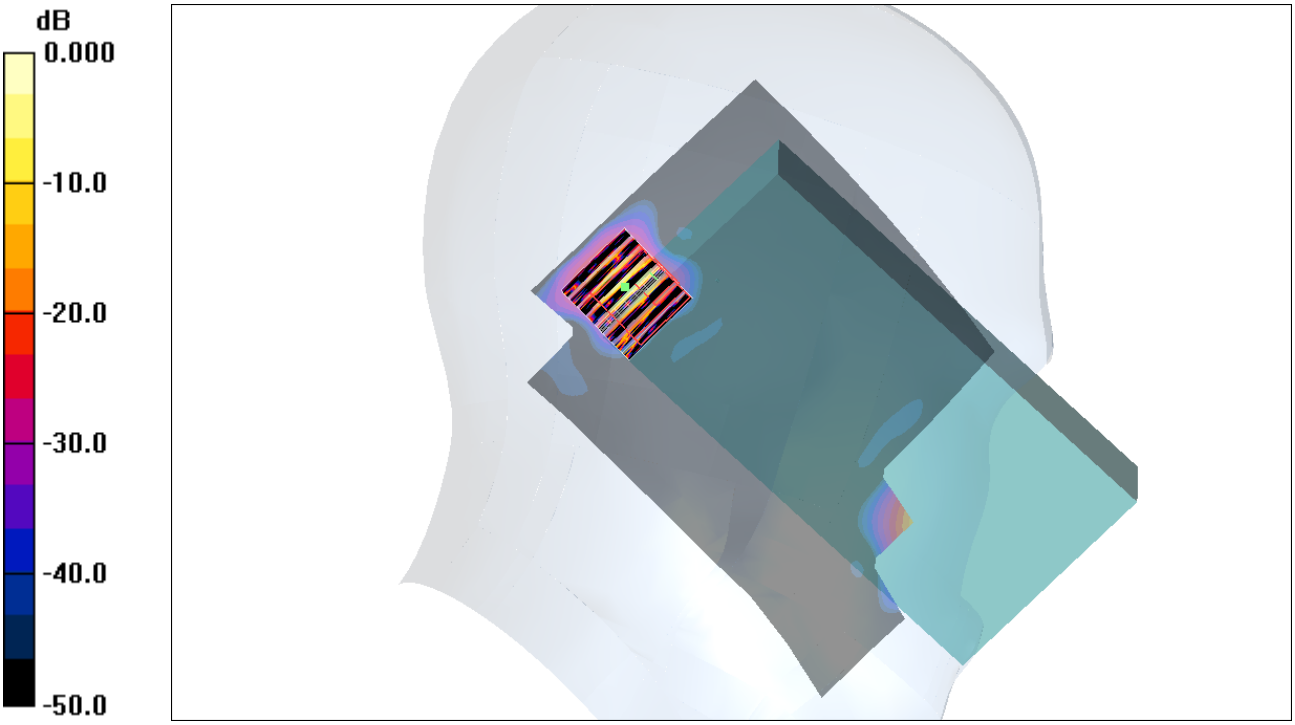


0 dB = 0.077mW/g

## #11 802.11a_Left Cheek_Ch36

**DUT: 143002**

Communication System: 802.11a; Frequency: 5180 MHz;Duty Cycle: 1:1
Medium: HSL5G_110622 Medium parameters used: f = 5180 MHz; $\sigma$ = 4.77 mho/m; $\varepsilon_r$ = 35.5; $\rho$ = 1000 kg/m$^3$
Ambient Temperature：22.5 ℃； Liquid Temperature：21.5 ℃

DASY4 Configuration:
- Probe: EX3DV4 - SN3731; ConvF(4.83, 4.83, 4.83); Calibrated: 2010/9/20
- Sensor-Surface: 4mm (Mechanical Surface Detection)Sensor-Surface: 2mm (Mechanical Surface Detection)
- Electronics: DAE3 Sn495; Calibrated: 2011/4/28
- Phantom: SAM_Left; Type: SAM; Serial: TP-1150
- Measurement SW: DASY4, V4.7 Build 80; Postprocessing SW: SEMCAD, V1.8 Build 186

**Ch36/Area Scan (121x201x1):** Measurement grid: dx=10mm, dy10mm
Maximum value of SAR (interpolated) = 0.115 mW/g

**Ch36/Zoom Scan (8x8x10)/Cube 0:** Measurement grid: dx=4mm, dy=4mm, dz=2.5mm
Reference Value = 0.000 V/m; Power Drift = 0.111 dB
Peak SAR (extrapolated) = 0.267 W/kg
**SAR(1 g) = 0.034 mW/g; SAR(10 g) = 0.00867 mW/g**
Maximum value of SAR (measured) = 0.082 mW/g

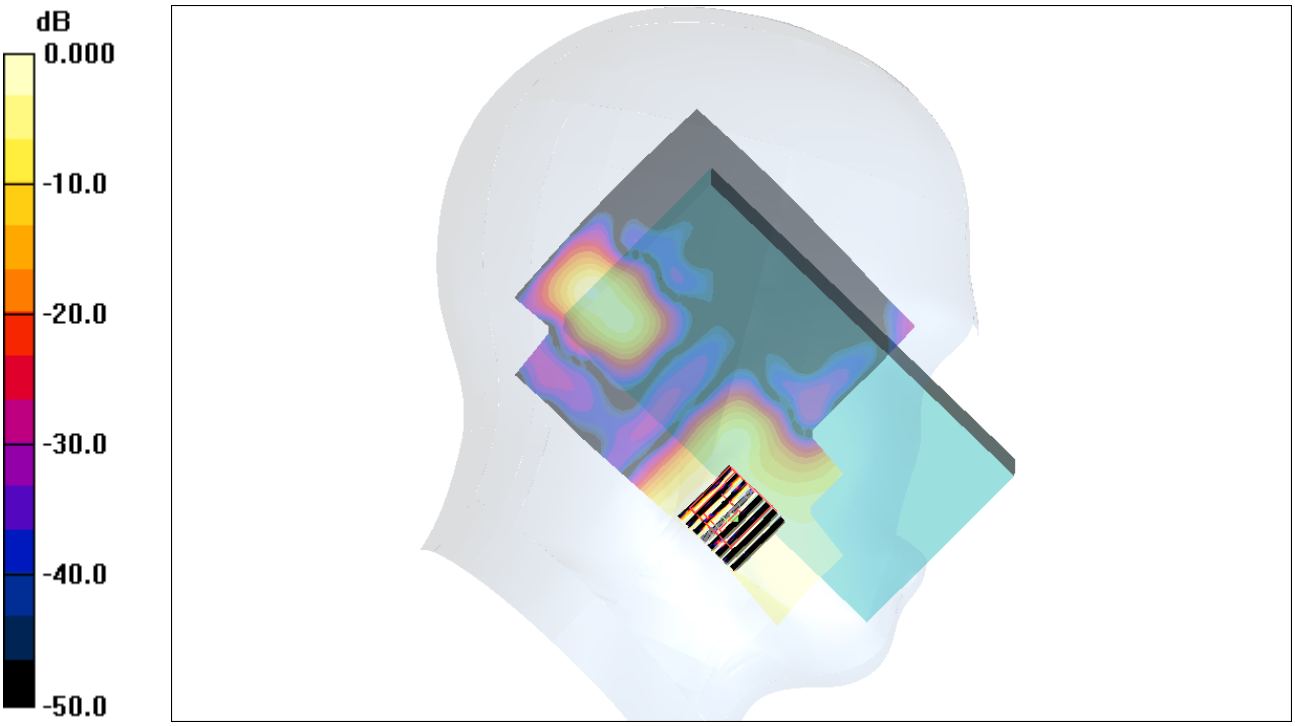


0 dB = 0.082mW/g

## #12 802.11a_Left Cheek_Ch48

**DUT: 143002**

Communication System: 802.11a; Frequency: 5240 MHz;Duty Cycle: 1:1
Medium: HSL5G_110622 Medium parameters used: f = 5240 MHz; $\sigma$ = 4.84 mho/m; $\varepsilon_r$ = 35.4; $\rho$ = 1000 kg/m$^3$
Ambient Temperature：22.5 ℃； Liquid Temperature：21.5 ℃

DASY4 Configuration:
- Probe: EX3DV4 - SN3731; ConvF(4.83, 4.83, 4.83); Calibrated: 2010/9/20
- Sensor-Surface: 4mm (Mechanical Surface Detection)Sensor-Surface: 2mm (Mechanical Surface Detection)
- Electronics: DAE3 Sn495; Calibrated: 2011/4/28
- Phantom: SAM_Left; Type: SAM; Serial: TP-1150
- Measurement SW: DASY4, V4.7 Build 80; Postprocessing SW: SEMCAD, V1.8 Build 186

**Ch48/Area Scan (121x201x1):** Measurement grid: dx=10mm, dy=10mm
Maximum value of SAR (interpolated) = 0.126 mW/g

**Ch48/Zoom Scan (8x8x10)/Cube 0:** Measurement grid: dx=4mm, dy=4mm, dz=2.5mm
Reference Value = 0.000 V/m; Power Drift = 0.078 dB
Peak SAR (extrapolated) = 0.213 W/kg
**SAR(1 g) = 0.060 mW/g; SAR(10 g) = 0.022 mW/g**
Maximum value of SAR (measured) = 0.117 mW/g

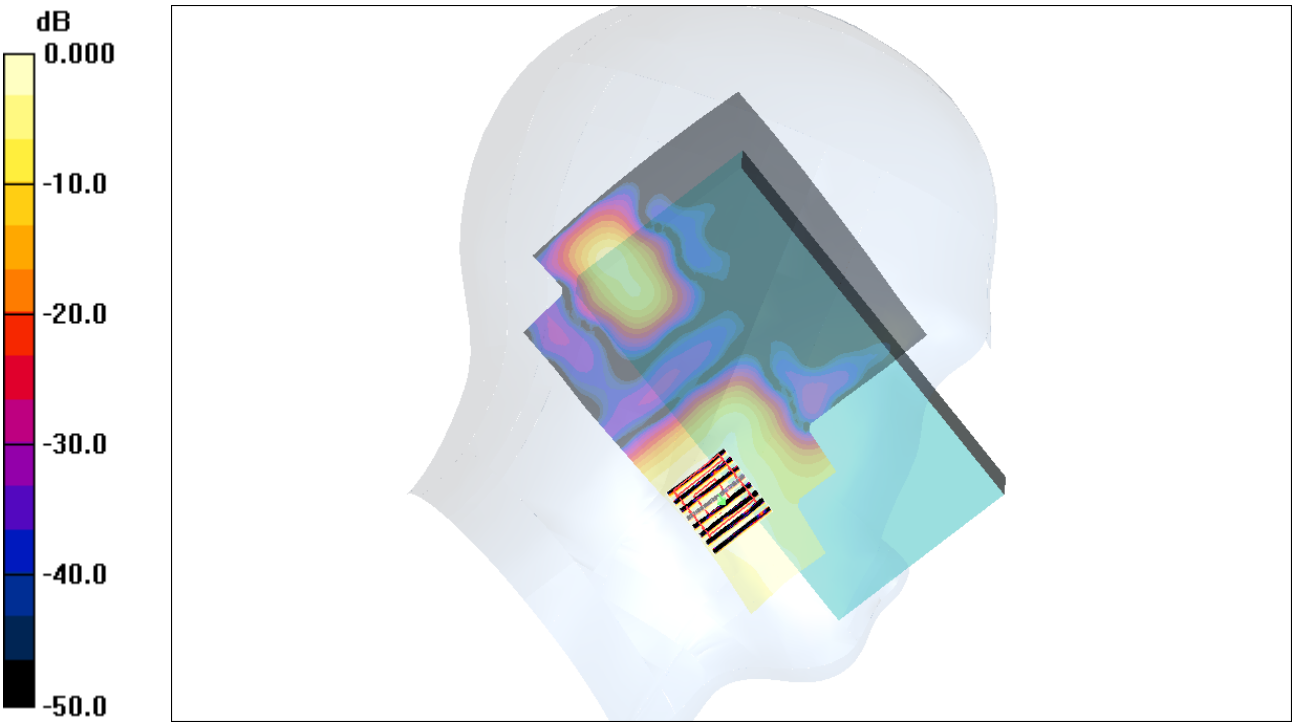


0 dB = 0.117mW/g

## #13 802.11a_Left Cheek_Ch52

**DUT: 143002**

Communication System: 802.11a; Frequency: 5260 MHz;Duty Cycle: 1:1
Medium: HSL5G_110622 Medium parameters used: f = 5260 MHz; $\sigma$ = 4.86 mho/m; $\varepsilon_r$ = 35.3; $\rho$ = 1000 kg/m$^3$
Ambient Temperature：22.5 ℃; Liquid Temperature：21.5 ℃

DASY4 Configuration:
- Probe: EX3DV4 - SN3731; ConvF(4.46, 4.46, 4.46); Calibrated: 2010/9/20
- Sensor-Surface: 4mm (Mechanical Surface Detection)Sensor-Surface: 2mm (Mechanical Surface Detection)
- Electronics: DAE3 Sn495; Calibrated: 2011/4/28
- Phantom: SAM_Left; Type: SAM; Serial: TP-1150
- Measurement SW: DASY4, V4.7 Build 80; Postprocessing SW: SEMCAD, V1.8 Build 186

**Ch52/Area Scan (121x201x1):** Measurement grid: dx=10mm, dy=10mm
Maximum value of SAR (interpolated) = 0.175 mW/g

**Ch52/Zoom Scan (8x8x10)/Cube 0:** Measurement grid: dx=4mm, dy=4mm, dz=2.5mm
Reference Value = 0.650 V/m; Power Drift = -0.135 dB
Peak SAR (extrapolated) = 0.292 W/kg
**SAR(1 g) = 0.043 mW/g; SAR(10 g) = 0.016 mW/g**
Maximum value of SAR (measured) = 0.094 mW/g

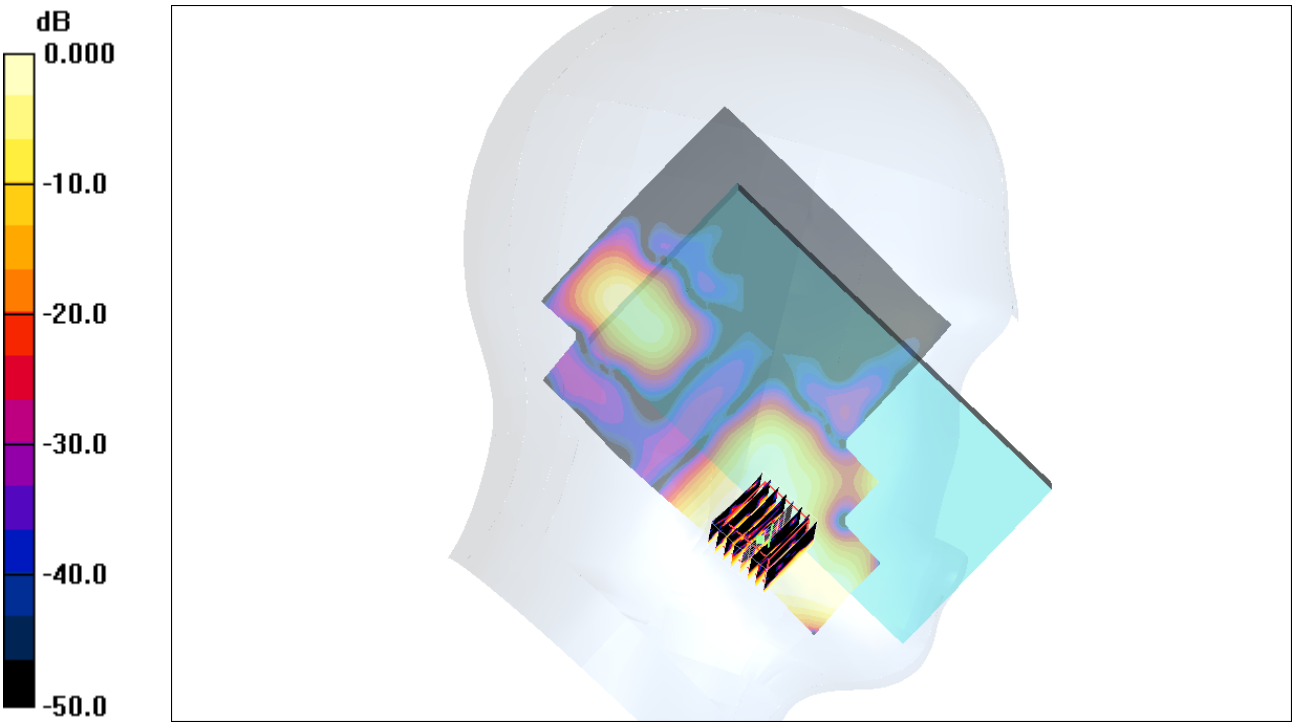


0 dB = 0.094mW/g

## #14 802.11a_Left Cheek_Ch64

**DUT: 143002**

Communication System: 802.11a; Frequency: 5320 MHz;Duty Cycle: 1:1
Medium: HSL5G_110622 Medium parameters used: f = 5320 MHz; $\sigma$ = 4.91 mho/m; $\varepsilon_r$ = 35.2; $\rho$ = 1000 kg/m$^3$
Ambient Temperature：22.5 ℃； Liquid Temperature：21.5 ℃

DASY4 Configuration:
- Probe: EX3DV4 - SN3731; ConvF(4.46, 4.46, 4.46); Calibrated: 2010/9/20
- Sensor-Surface: 4mm (Mechanical Surface Detection)Sensor-Surface: 2mm (Mechanical Surface Detection)
- Electronics: DAE3 Sn495; Calibrated: 2011/4/28
- Phantom: SAM_Left; Type: SAM; Serial: TP-1150
- Measurement SW: DASY4, V4.7 Build 80; Postprocessing SW: SEMCAD, V1.8 Build 186

**Ch64/Area Scan (121x201x1):** Measurement grid: dx=10mm, dy=10mm
Maximum value of SAR (interpolated) = 0.159 mW/g

**Ch64/Zoom Scan (8x8x10)/Cube 0:** Measurement grid: dx=4mm, dy=4mm, dz=2.5mm
Reference Value = 0.672 V/m; Power Drift = -0.123 dB
Peak SAR (extrapolated) = 0.233 W/kg
**SAR(1 g) = 0.058 mW/g; SAR(10 g) = 0.022 mW/g**
Maximum value of SAR (measured) = 0.114 mW/g

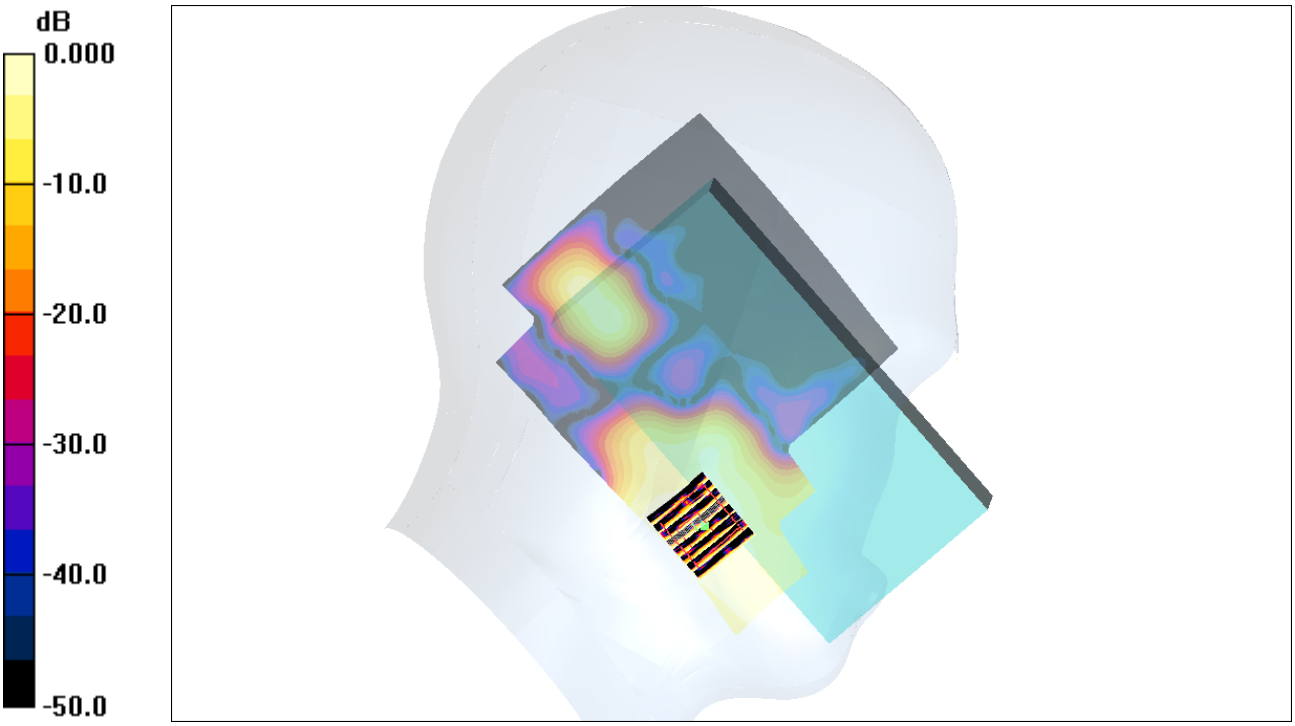


0 dB = 0.114mW/g

## #15 802.11a_Left Cheek_Ch104

**DUT: 143002**

Communication System: 802.11a; Frequency: 5520 MHz;Duty Cycle: 1:1
Medium: HSL5G_110622 Medium parameters used: f = 5520 MHz; $\sigma$ = 5.12 mho/m; $\varepsilon_r$ = 34.9; $\rho$ = 1000 kg/m$^3$
Ambient Temperature：22.5 ℃； Liquid Temperature：21.5 ℃

DASY4 Configuration:
- Probe: EX3DV4 - SN3731; ConvF(4.46, 4.46, 4.46); Calibrated: 2010/9/20
- Sensor-Surface: 4mm (Mechanical Surface Detection)Sensor-Surface: 2mm (Mechanical Surface Detection)
- Electronics: DAE3 Sn495; Calibrated: 2011/4/28
- Phantom: SAM_Left; Type: SAM; Serial: TP-1150
- Measurement SW: DASY4, V4.7 Build 80; Postprocessing SW: SEMCAD, V1.8 Build 186

**Ch104/Area Scan (121x201x1):** Measurement grid: dx=10mm, dy=10mm
Maximum value of SAR (interpolated) = 0.218 mW/g

**Ch104/Zoom Scan (8x8x10)/Cube 0:** Measurement grid: dx=4mm, dy=4mm, dz=2.5mm
Reference Value = 1.53 V/m; Power Drift = -0.124 dB
Peak SAR (extrapolated) = 0.306 W/kg
**SAR(1 g) = 0.102 mW/g; SAR(10 g) = 0.040 mW/g**
Maximum value of SAR (measured) = 0.194 mW/g




0 dB = 0.194mW/g

## #16 802.11a_Left Cheek_Ch116

**DUT: 143002**

Communication System: 802.11a; Frequency: 5580 MHz;Duty Cycle: 1:1
Medium: HSL5G_110622 Medium parameters used: f = 5580 MHz; $\sigma$ = 5.18 mho/m; $\varepsilon_r$ = 34.7; $\rho$ = 1000 kg/m$^3$
Ambient Temperature：22.3 ℃; Liquid Temperature：21.5 ℃

DASY4 Configuration:
- Probe: EX3DV4 - SN3731; ConvF(4.07, 4.07, 4.07); Calibrated: 2010/9/20
- Sensor-Surface: 4mm (Mechanical Surface Detection)Sensor-Surface: 2mm (Mechanical Surface Detection)
- Electronics: DAE3 Sn495; Calibrated: 2011/4/28
- Phantom: SAM_Left; Type: SAM; Serial: TP-1150
- Measurement SW: DASY4, V4.7 Build 80; Postprocessing SW: SEMCAD, V1.8 Build 186

**Ch116/Area Scan (121x201x1):** Measurement grid: dx=10mm, dy=10mm
Maximum value of SAR (interpolated) = 0.228 mW/g

**Ch116/Zoom Scan (8x8x10)/Cube 0:** Measurement grid: dx=4mm, dy=4mm, dz=2.5mm
Reference Value = 0.575 V/m; Power Drift = -0.182 dB
Peak SAR (extrapolated) = 0.365 W/kg
**SAR(1 g) = 0.118 mW/g; SAR(10 g) = 0.040 mW/g**
Maximum value of SAR (measured) = 0.244 mW/g




0 dB = 0.244mW/g

## #17 802.11a_Left Cheek_Ch124

**DUT: 143002**

Communication System: 802.11a; Frequency: 5620 MHz;Duty Cycle: 1:1
Medium: HSL5G_110622 Medium parameters used: f = 5620 MHz; $\sigma$ = 5.22 mho/m; $\varepsilon_r$ = 34.7; $\rho$ = 1000 kg/m$^3$
Ambient Temperature：22.1 ℃; Liquid Temperature：21.5 ℃

DASY4 Configuration:
- Probe: EX3DV4 - SN3731; ConvF(4.07, 4.07, 4.07); Calibrated: 2010/9/20
- Sensor-Surface: 4mm (Mechanical Surface Detection)Sensor-Surface: 2mm (Mechanical Surface Detection)
- Electronics: DAE3 Sn495; Calibrated: 2011/4/28
- Phantom: SAM_Left; Type: SAM; Serial: TP-1150
- Measurement SW: DASY4, V4.7 Build 80; Postprocessing SW: SEMCAD, V1.8 Build 186

**Ch124/Area Scan (121x201x1):** Measurement grid: dx=10mm, dy=10mm
Maximum value of SAR (interpolated) = 0.219 mW/g

**Ch124/Zoom Scan (8x8x10)/Cube 0:** Measurement grid: dx=4mm, dy=4mm, dz=2.5mm
Reference Value = 0.000 V/m; Power Drift = 0.173 dB
Peak SAR (extrapolated) = 0.903 W/kg
**SAR(1 g) = 0.120 mW/g; SAR(10 g) = 0.039 mW/g**
Maximum value of SAR (measured) = 0.251 mW/g

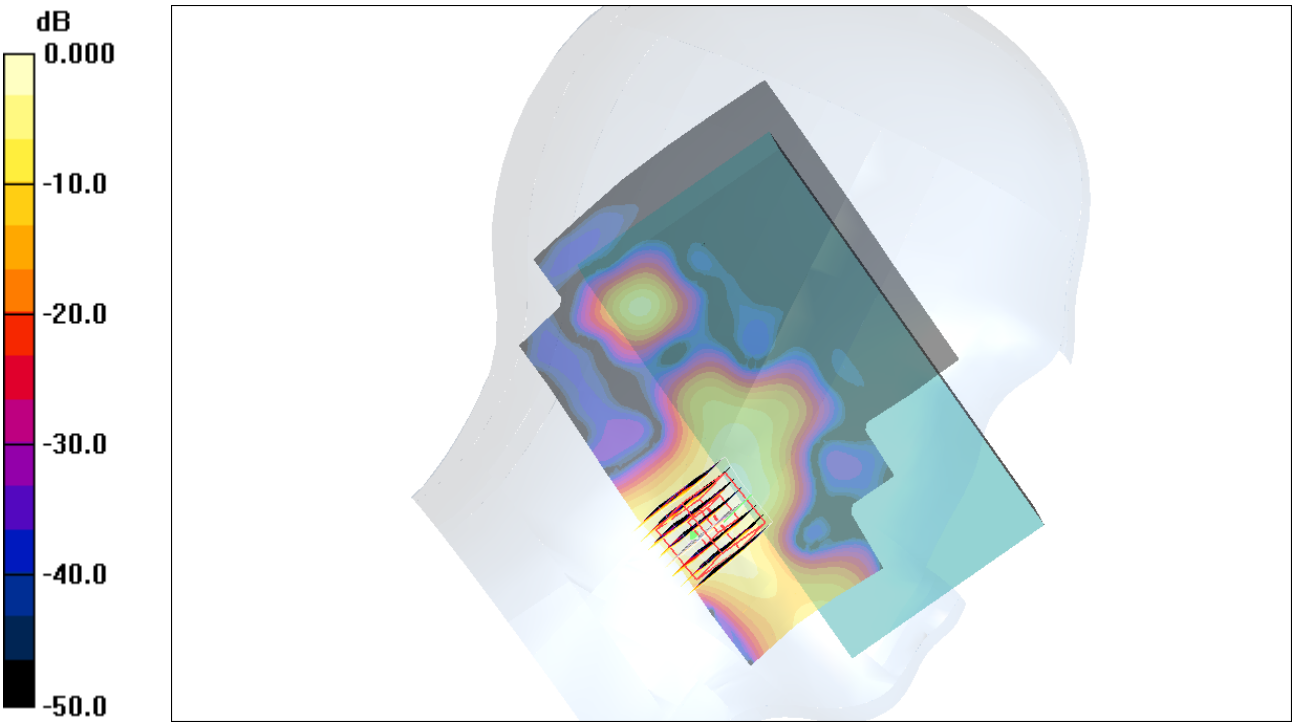


0 dB = 0.251mW/g

## #18 802.11a_Left Cheek_Ch136

**DUT: 143002**

Communication System: 802.11a; Frequency: 5680 MHz;Duty Cycle: 1:1
Medium: HSL5G_110622 Medium parameters used: f = 5680 MHz; $\sigma$ = 5.28 mho/m; $\varepsilon_r$ = 34.6; $\rho$ = 1000 kg/m$^3$
Ambient Temperature：22.5 ℃; Liquid Temperature：21.5 ℃

DASY4 Configuration:
- Probe: EX3DV4 - SN3731; ConvF(4.07, 4.07, 4.07); Calibrated: 2010/9/20
- Sensor-Surface: 4mm (Mechanical Surface Detection)Sensor-Surface: 2mm (Mechanical Surface Detection)
- Electronics: DAE3 Sn495; Calibrated: 2011/4/28
- Phantom: SAM_Left; Type: SAM; Serial: TP-1150
- Measurement SW: DASY4, V4.7 Build 80; Postprocessing SW: SEMCAD, V1.8 Build 186

**Ch136/Area Scan (121x201x1):** Measurement grid: dx=10mm, dy=10mm
Maximum value of SAR (interpolated) = 0.241 mW/g

**Ch136/Zoom Scan (8x8x10)/Cube 0:** Measurement grid: dx=4mm, dy=4mm, dz=2.5mm
Reference Value = 0.000 V/m; Power Drift = 0.089 dB
Peak SAR (extrapolated) = 0.437 W/kg
**SAR(1 g) = 0.129 mW/g; SAR(10 g) = 0.044 mW/g**
Maximum value of SAR (measured) = 0.271 mW/g




0 dB = 0.271mW/g

## #19 802.11a_Left Cheek_Ch149

**DUT: 143002**

Communication System: 802.11a; Frequency: 5745 MHz;Duty Cycle: 1:1
Medium: HSL5G_110622 Medium parameters used: f = 5745 MHz; $\sigma$ = 5.36 mho/m; $\varepsilon_r$ = 34.5; $\rho$ = 1000 kg/m$^3$
Ambient Temperature：22.3 ℃; Liquid Temperature：21.5 ℃

DASY4 Configuration:
- Probe: EX3DV4 - SN3731; ConvF(4.22, 4.22, 4.22); Calibrated: 2010/9/20
- Sensor-Surface: 4mm (Mechanical Surface Detection)Sensor-Surface: 2mm (Mechanical Surface Detection)
- Electronics: DAE3 Sn495; Calibrated: 2011/4/28
- Phantom: SAM_Left; Type: SAM; Serial: TP-1150
- Measurement SW: DASY4, V4.7 Build 80; Postprocessing SW: SEMCAD, V1.8 Build 186

**Ch149/Area Scan (121x201x1):** Measurement grid: dx=10mm, dy=10mm
Maximum value of SAR (interpolated) = 0.160 mW/g

**Ch149/Zoom Scan (8x8x10)/Cube 0:** Measurement grid: dx=4mm, dy=4mm, dz=2.5mm
Reference Value = 0.000 V/m; Power Drift = 0.123 dB
Peak SAR (extrapolated) = 0.261 W/kg
**SAR(1 g) = 0.080 mW/g; SAR(10 g) = 0.026 mW/g**
Maximum value of SAR (measured) = 0.182 mW/g




0 dB = 0.182mW/g

## #20 802.11a_Left Cheek_Ch157

**DUT: 143002**

Communication System: 802.11a; Frequency: 5785 MHz;Duty Cycle: 1:1
Medium: HSL5G_110622 Medium parameters used: f = 5785 MHz; $\sigma$ = 5.38 mho/m; $\varepsilon_r$ = 34.4; $\rho$ = 1000 kg/m$^3$
Ambient Temperature：22.3 ℃; Liquid Temperature：21.5 ℃

DASY4 Configuration:
- Probe: EX3DV4 - SN3731; ConvF(4.22, 4.22, 4.22); Calibrated: 2010/9/20
- Sensor-Surface: 4mm (Mechanical Surface Detection)Sensor-Surface: 2mm (Mechanical Surface Detection)
- Electronics: DAE3 Sn495; Calibrated: 2011/4/28
- Phantom: SAM_Left; Type: SAM; Serial: TP-1150
- Measurement SW: DASY4, V4.7 Build 80; Postprocessing SW: SEMCAD, V1.8 Build 186

**Ch157/Area Scan (121x201x1):** Measurement grid: dx=10mm, dy=10mm
Maximum value of SAR (interpolated) = 0.154 mW/g

**Ch157/Zoom Scan (8x8x10)/Cube 0:** Measurement grid: dx=4mm, dy=4mm, dz=2.5mm
Reference Value = 0.000 V/m; Power Drift = -0.147 dB
Peak SAR (extrapolated) = 0.329 W/kg
**SAR(1 g) = 0.099 mW/g; SAR(10 g) = 0.035 mW/g**
Maximum value of SAR (measured) = 0.198 mW/g

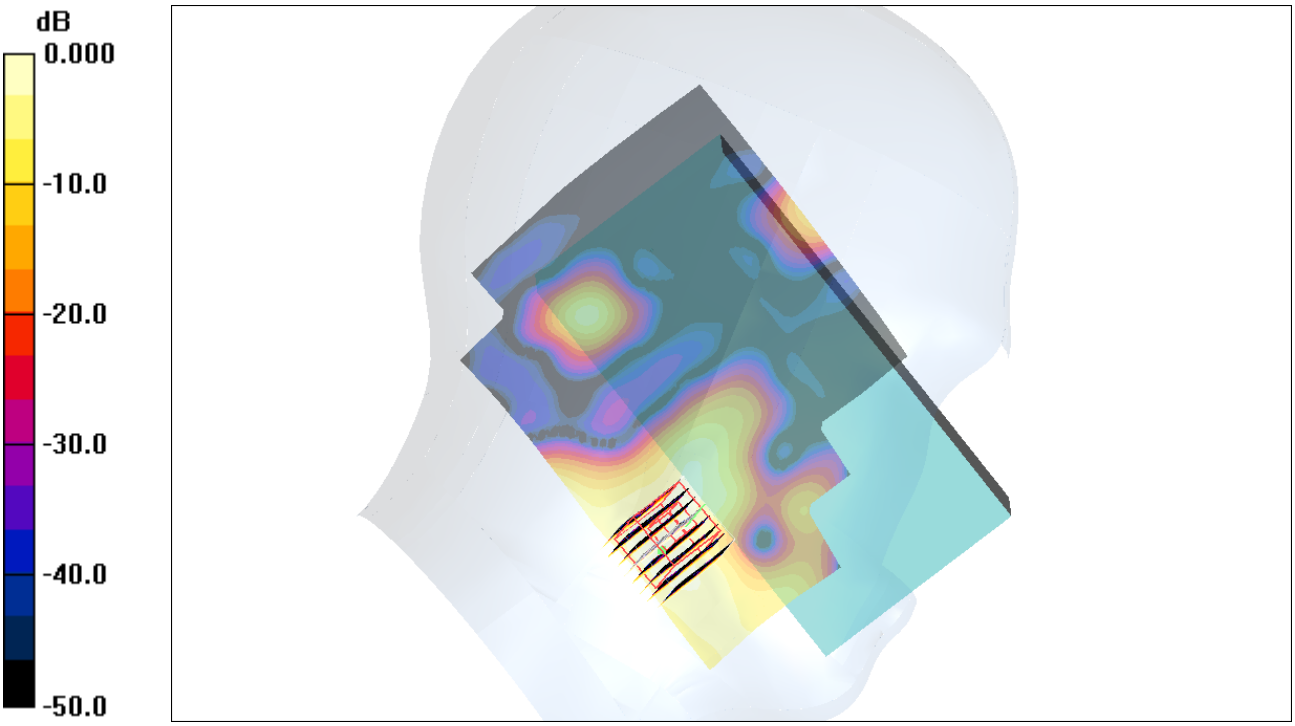


0 dB = 0.198mW/g

## #21 802.11a_Left Cheek_Ch165

**DUT: 143002**

Communication System: 802.11a; Frequency: 5825 MHz;Duty Cycle: 1:1
Medium: HSL5G_110622 Medium parameters used: f = 5825 MHz; $\sigma$ = 5.42 mho/m; $\varepsilon_r$ = 34.2; $\rho$ = 1000 kg/m$^3$
Ambient Temperature：22.4 ℃； Liquid Temperature：21.5 ℃

DASY4 Configuration:
- Probe: EX3DV4 - SN3731; ConvF(4.22, 4.22, 4.22); Calibrated: 2010/9/20
- Sensor-Surface: 4mm (Mechanical Surface Detection)Sensor-Surface: 2mm (Mechanical Surface Detection)
- Electronics: DAE3 Sn495; Calibrated: 2011/4/28
- Phantom: SAM_Left; Type: SAM; Serial: TP-1150
- Measurement SW: DASY4, V4.7 Build 80; Postprocessing SW: SEMCAD, V1.8 Build 186

**Ch165/Area Scan (121x201x1):** Measurement grid: dx=10mm, dy=10mm
Maximum value of SAR (interpolated) = 0.165 mW/g

**Ch165/Zoom Scan (8x8x10)/Cube 0:** Measurement grid: dx=4mm, dy=4mm, dz=2.5mm
Reference Value = 0.000 V/m; Power Drift = -0.159 dB
Peak SAR (extrapolated) = 0.342 W/kg
**SAR(1 g) = 0.091 mW/g; SAR(10 g) = 0.033 mW/g**
Maximum value of SAR (measured) = 0.214 mW/g

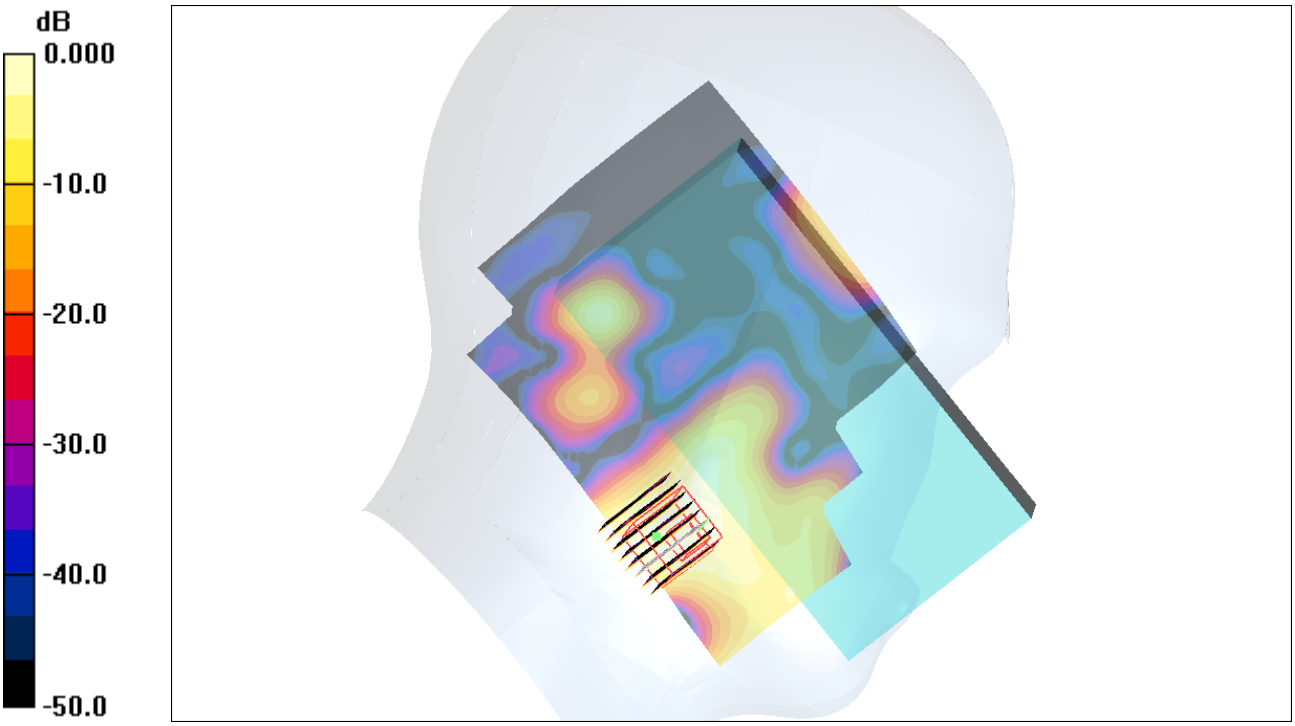


0 dB = 0.214mW/g

**#22 802.11n_20M_Left Cheek_Ch161**

**DUT: 143002**

Communication System: 802.11n; Frequency: 5805 MHz;Duty Cycle: 1:1
Medium: HSL5G_110622 Medium parameters used : f = 5805 MHz; $\sigma$ = 5.4 mho/m; $\varepsilon_r$ = 34.3; $\rho$ = 1000 kg/m$^3$

Ambient Temperature：22.4 ℃； Liquid Temperature：21.5 ℃

DASY4 Configuration:
- Probe: EX3DV4 - SN3731; ConvF(4.22, 4.22, 4.22); Calibrated: 2010/9/20
- Sensor-Surface: 4mm (Mechanical Surface Detection)Sensor-Surface: 2mm (Mechanical Surface Detection)
- Electronics: DAE3 Sn495; Calibrated: 2011/4/28
- Phantom: SAM_Left; Type: SAM; Serial: TP-1150
- Measurement SW: DASY4, V4.7 Build 80; Postprocessing SW: SEMCAD, V1.8 Build 186

**Ch161/Area Scan (121x201x1):** Measurement grid: dx=10mm, dy=10mm
Maximum value of SAR (interpolated) = 0.166 mW/g

**Ch161/Zoom Scan (8x8x10)/Cube 0:** Measurement grid: dx=4mm, dy=4mm, dz=2.5mm
Reference Value = 0.000 V/m; Power Drift = 0.187 dB
Peak SAR (extrapolated) = 0.430 W/kg
**SAR(1 g) = 0.091 mW/g; SAR(10 g) = 0.036 mW/g**
Maximum value of SAR (measured) = 0.203 mW/g




0 dB = 0.203mW/g

**#23 802.11a_Left Cheek_Ch136_RS232**

**DUT: 143002**

Communication System: 802.11a; Frequency: 5680 MHz;Duty Cycle: 1:1
Medium: HSL5G_110622 Medium parameters used : f = 5680 MHz; $\sigma$ = 5.28 mho/m; $\varepsilon_r$ = 34.6; $\rho$ = 1000 kg/m$^3$
Ambient Temperature：22.4 ℃； Liquid Temperature：21.5 ℃

DASY4 Configuration:
- Probe: EX3DV4 - SN3731; ConvF(4.07, 4.07, 4.07); Calibrated: 2010/9/20
- Sensor-Surface: 4mm (Mechanical Surface Detection)Sensor-Surface: 2mm (Mechanical Surface Detection)
- Electronics: DAE3 Sn495; Calibrated: 2011/4/28
- Phantom: SAM_Left; Type: SAM; Serial: TP-1150
- Measurement SW: DASY4, V4.7 Build 80; Postprocessing SW: SEMCAD, V1.8 Build 186

**Ch136/Area Scan (121x221x1):** Measurement grid: dx=10mm, dy=10mm
Maximum value of SAR (interpolated) = 0.188 mW/g

**Ch136/Zoom Scan (8x8x10)/Cube 0:** Measurement grid: dx=4mm, dy=4mm, dz=2.5mm
Reference Value = 0.000 V/m; Power Drift = 0.059 dB
Peak SAR (extrapolated) = 0.484 W/kg
**SAR(1 g) = 0.159 mW/g; SAR(10 g) = 0.062 mW/g**
Maximum value of SAR (measured) = 0.297 mW/g

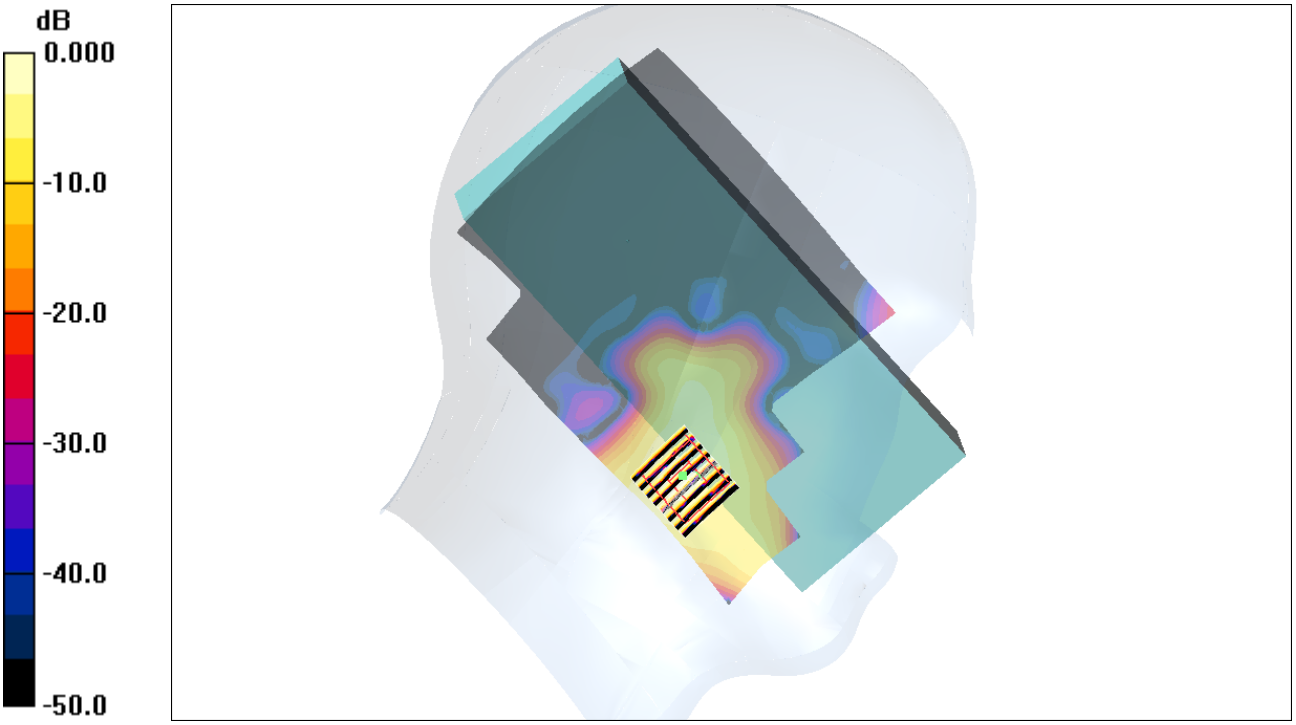


0 dB = 0.297mW/g

## #23 802.11a_Left Cheek_Ch136_RS232_2D

**DUT: 143002**

Communication System: 802.11a; Frequency: 5680 MHz;Duty Cycle: 1:1
Medium: HSL5G_110622 Medium parameters used: f = 5680 MHz; $\sigma$ = 5.28 mho/m; $\varepsilon_r$ = 34.6; $\rho$ = 1000 kg/m$^3$
Ambient Temperature：22.4 ℃; Liquid Temperature：21.5 ℃

DASY4 Configuration:
- Probe: EX3DV4 - SN3731; ConvF(4.07, 4.07, 4.07); Calibrated: 2010/9/20
- Sensor-Surface: 4mm (Mechanical Surface Detection)Sensor-Surface: 2mm (Mechanical Surface Detection)
- Electronics: DAE3 Sn495; Calibrated: 2011/4/28
- Phantom: SAM_Left; Type: SAM; Serial: TP-1150
- Measurement SW: DASY4, V4.7 Build 80; Postprocessing SW: SEMCAD, V1.8 Build 186

**Ch136/Area Scan (121x221x1):** Measurement grid: dx=10mm, dy=10mm
Maximum value of SAR (interpolated) = 0.188 mW/g

**Ch136/Zoom Scan (8x8x10)/Cube 0:** Measurement grid: dx=4mm, dy=4mm, dz=2.5mm
Reference Value = 0.000 V/m; Power Drift = 0.042 dB
Peak SAR (extrapolated) = 0.484 W/kg
**SAR(1 g) = 0.159 mW/g; SAR(10 g) = 0.062 mW/g**
Maximum value of SAR (measured) = 0.297 mW/g

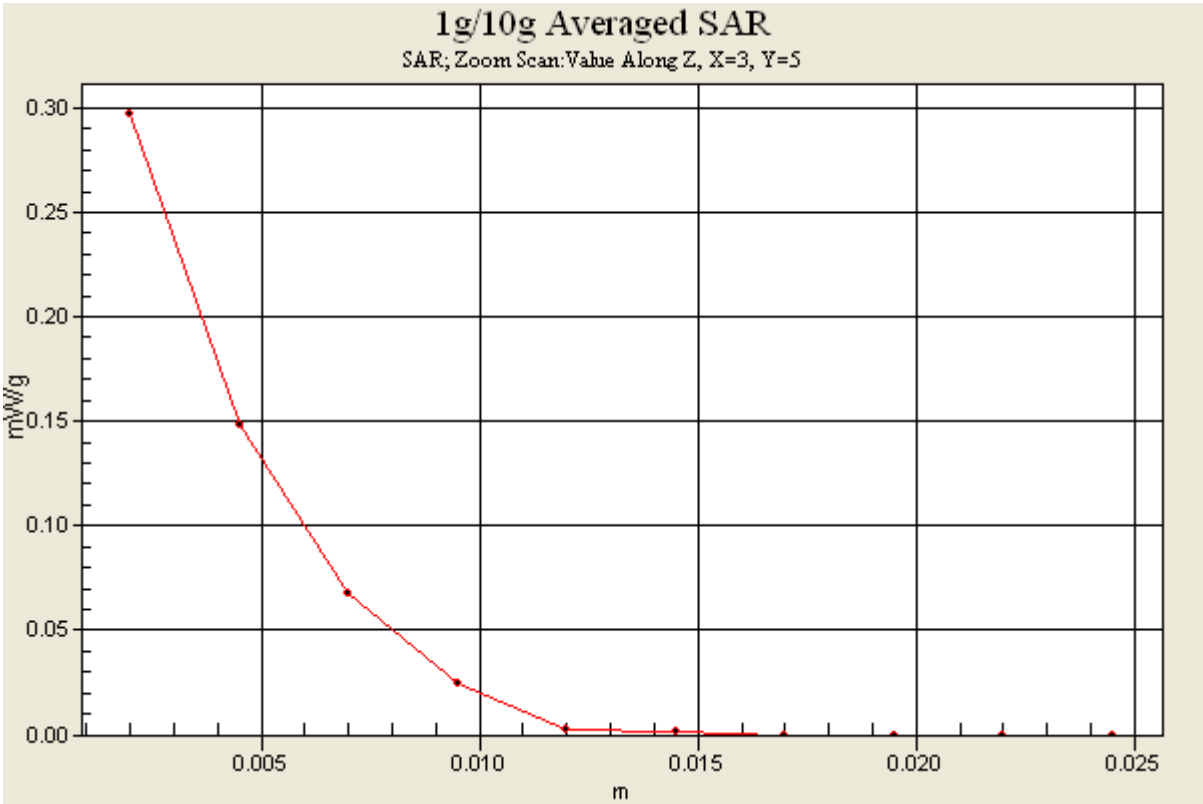

**#24 802.11a_Left Cheek_Ch136_USB**

**DUT: 143002**

Communication System: 802.11a; Frequency: 5680 MHz;Duty Cycle: 1:1
Medium: HSL5G_110622 Medium parameters used : f = 5680 MHz; $\sigma$ = 5.28 mho/m; $\varepsilon_r$ = 34.6; $\rho$ = 1000 kg/m$^3$
Ambient Temperature：22.4 ℃； Liquid Temperature：21.5 ℃

DASY4 Configuration:
- Probe: EX3DV4 - SN3731; ConvF(4.07, 4.07, 4.07); Calibrated: 2010/9/20
- Sensor-Surface: 4mm (Mechanical Surface Detection)Sensor-Surface: 2mm (Mechanical Surface Detection)
- Electronics: DAE3 Sn495; Calibrated: 2011/4/28
- Phantom: SAM_Left; Type: SAM; Serial: TP-1150
- Measurement SW: DASY4, V4.7 Build 80; Postprocessing SW: SEMCAD, V1.8 Build 186

**Ch136/Area Scan (121x221x1):** Measurement grid: dx=10mm, dy=10mm
Maximum value of SAR (interpolated) = 0.190 mW/g

**Ch136/Zoom Scan (8x8x10)/Cube 0:** Measurement grid: dx=4mm, dy=4mm, dz=2.5mm
Reference Value = 0.000 V/m; Power Drift = 0.097 dB
Peak SAR (extrapolated) = 0.401 W/kg
**SAR(1 g) = 0.143 mW/g; SAR(10 g) = 0.055 mW/g**
Maximum value of SAR (measured) = 0.274 mW/g

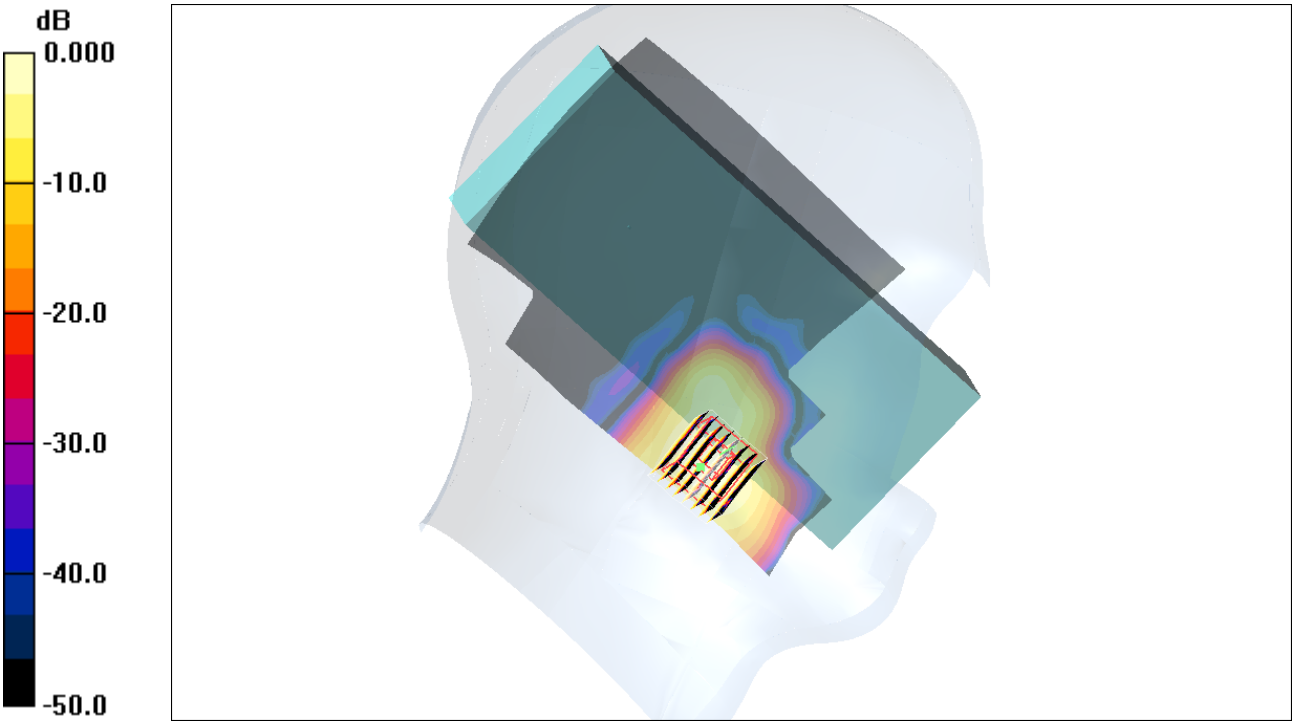


0 dB = 0.274mW/g

## #51 802.11a_Right Tilted_Ch136_USB

**DUT: 143002**

Communication System: 802.11a; Frequency: 5680 MHz;Duty Cycle: 1:1
Medium: HSL5G_110701 Medium parameters used : f = 5680 MHz; $\sigma$ = 5.28 mho/m; $\varepsilon_r$ = 34.6; $\rho$ = 1000 kg/m$^3$
Ambient Temperature：22.5 ℃; Liquid Temperature：21.5 ℃

DASY4 Configuration:
- Probe: EX3DV4 - SN3697; ConvF(3.97, 3.97, 3.97); Calibrated: 2011/4/19
- Sensor-Surface: 4mm (Mechanical Surface Detection)Sensor-Surface: 2mm (Mechanical Surface Detection)
- Electronics: DAE4 Sn778; Calibrated: 2010/10/22
- Phantom: SAM_Right; Type: SAM; Serial: TP-1303
- Measurement SW: DASY4, V4.7 Build 80; Postprocessing SW: SEMCAD, V1.8 Build 186

**Ch136/Area Scan (61x111x1):** Measurement grid: dx=20mm, dy=20mm
Maximum value of SAR (interpolated) = 0.044 mW/g

**Ch136/Zoom Scan (8x8x10)/Cube 0:** Measurement grid: dx=4mm, dy=4mm, dz=2.5mm
Reference Value = 0.000 V/m; Power Drift = 0.000 dB
Peak SAR (extrapolated) = 0.165 W/kg
**SAR(1 g) = 0.035 mW/g; SAR(10 g) = 0.011 mW/g**
Maximum value of SAR (measured) = 0.086 mW/g

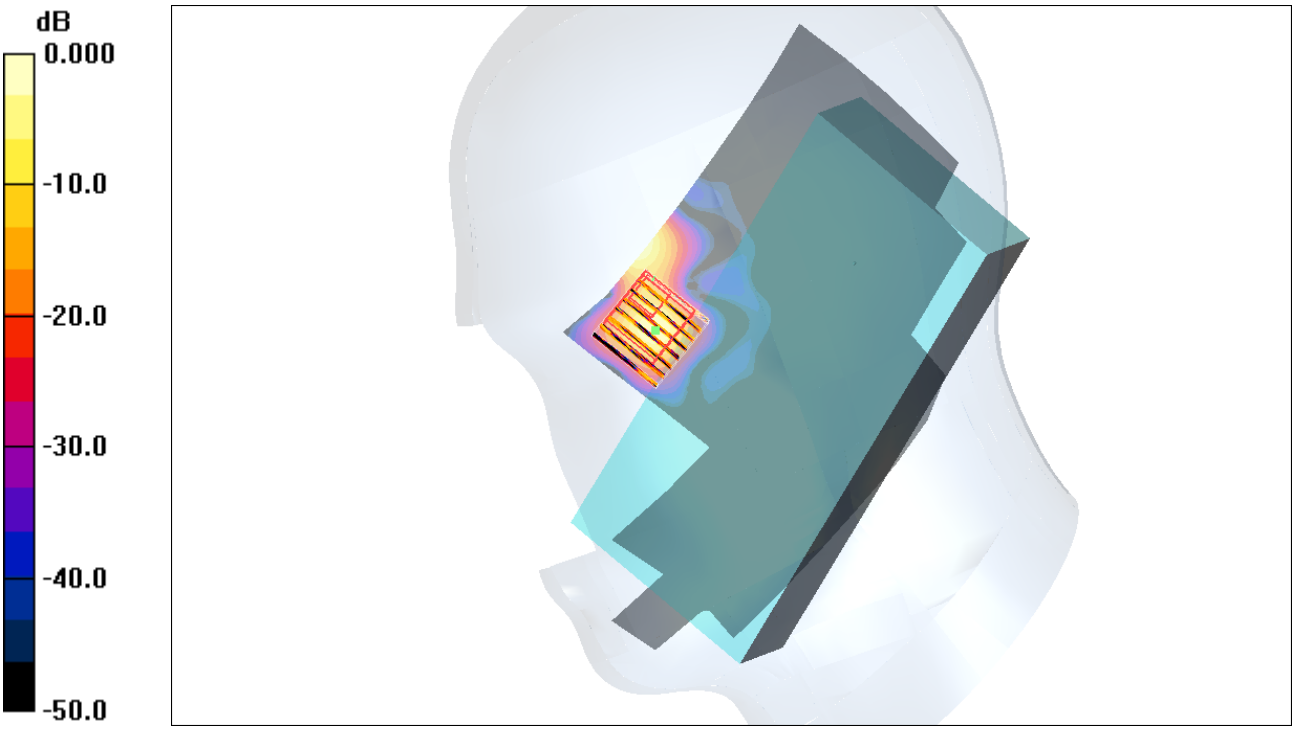


0 dB = 0.086mW/g

## #25 802.11b_Front Face_0cm_Ch1_Holster

**DUT: 143002**

Communication System: 802.11b ; Frequency: 2412 MHz;Duty Cycle: 1:1
Medium: MSL_2450_110624 Medium parameters used: f = 2412 MHz; $\sigma$ = 1.88 mho/m; $\varepsilon_r$ = 53.7; $\rho$ = 1000 kg/m$^3$
Ambient Temperature：22.5 ℃; Liquid Temperature：21.5 ℃

DASY4 Configuration:
- Probe: ET3DV6 - SN1787; ConvF(3.96, 3.96, 3.96); Calibrated: 2011/5/20
- Sensor-Surface: 4mm (Mechanical Surface Detection)
- Electronics: DAE3 Sn495; Calibrated: 2011/4/28
- Phantom: SAM_Right; Type: SAM; Serial: TP-1303
- Measurement SW: DASY4, V4.7 Build 80; Postprocessing SW: SEMCAD, V1.8 Build 186

**Ch1/Area Scan (61x101x1):** Measurement grid: dx=20mm, dy=20mm
Maximum value of SAR (interpolated) = 0.048 mW/g

**Ch1/Zoom Scan (5x5x7)/Cube 0:** Measurement grid: dx=8mm, dy=8mm, dz=5mm
Reference Value = 2.68 V/m; Power Drift = -0.127 dB
Peak SAR (extrapolated) = 0.068 W/kg
**SAR(1 g) = 0.035 mW/g; SAR(10 g) = 0.019 mW/g**
Maximum value of SAR (measured) = 0.037 mW/g

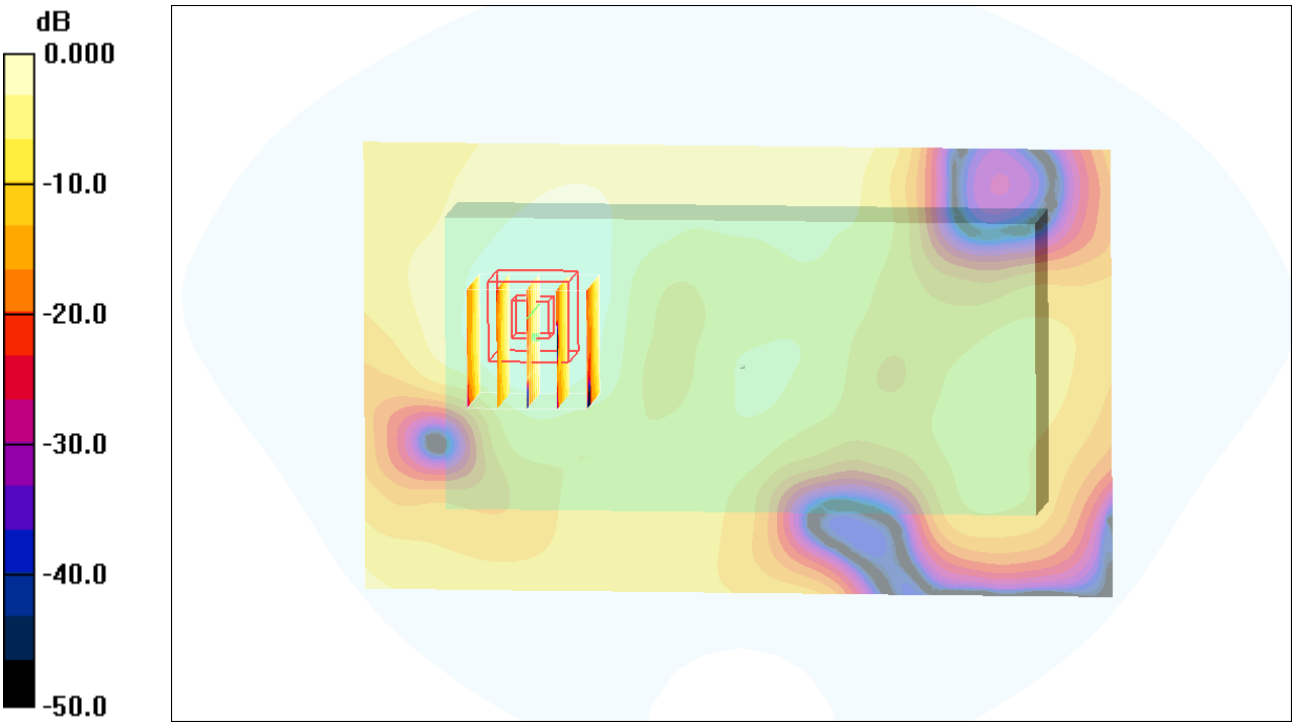


0 dB = 0.037mW/g

## #26 802.11b_ Rear Face_0cm_Ch1_Holster

**DUT: 143002**

Communication System: 802.11b ; Frequency: 2412 MHz;Duty Cycle: 1:1
Medium: MSL_2450_110624 Medium parameters used: f = 2412 MHz; $\sigma$ = 1.88 mho/m; $\varepsilon_r$ = 53.7; $\rho$ = 1000 kg/m$^3$
Ambient Temperature：22.5 ℃; Liquid Temperature：21.5 ℃

DASY4 Configuration:
- Probe: ET3DV6 - SN1787; ConvF(3.96, 3.96, 3.96); Calibrated: 2011/5/20
- Sensor-Surface: 4mm (Mechanical Surface Detection)
- Electronics: DAE3 Sn495; Calibrated: 2011/4/28
- Phantom: SAM_Right; Type: SAM; Serial: TP-1303
- Measurement SW: DASY4, V4.7 Build 80; Postprocessing SW: SEMCAD, V1.8 Build 186

**Ch1/Area Scan (61x101x1):** Measurement grid: dx=20mm, dy=20mm
Maximum value of SAR (interpolated) = 0.202 mW/g

**Ch1/Zoom Scan (5x5x7)/Cube 0:** Measurement grid: dx=8mm, dy=8mm, dz=5mm
Reference Value = 2.54 V/m; Power Drift = -0.153 dB
Peak SAR (extrapolated) = 0.381 W/kg
**SAR(1 g) = 0.188 mW/g; SAR(10 g) = 0.105 mW/g**
Maximum value of SAR (measured) = 0.200 mW/g

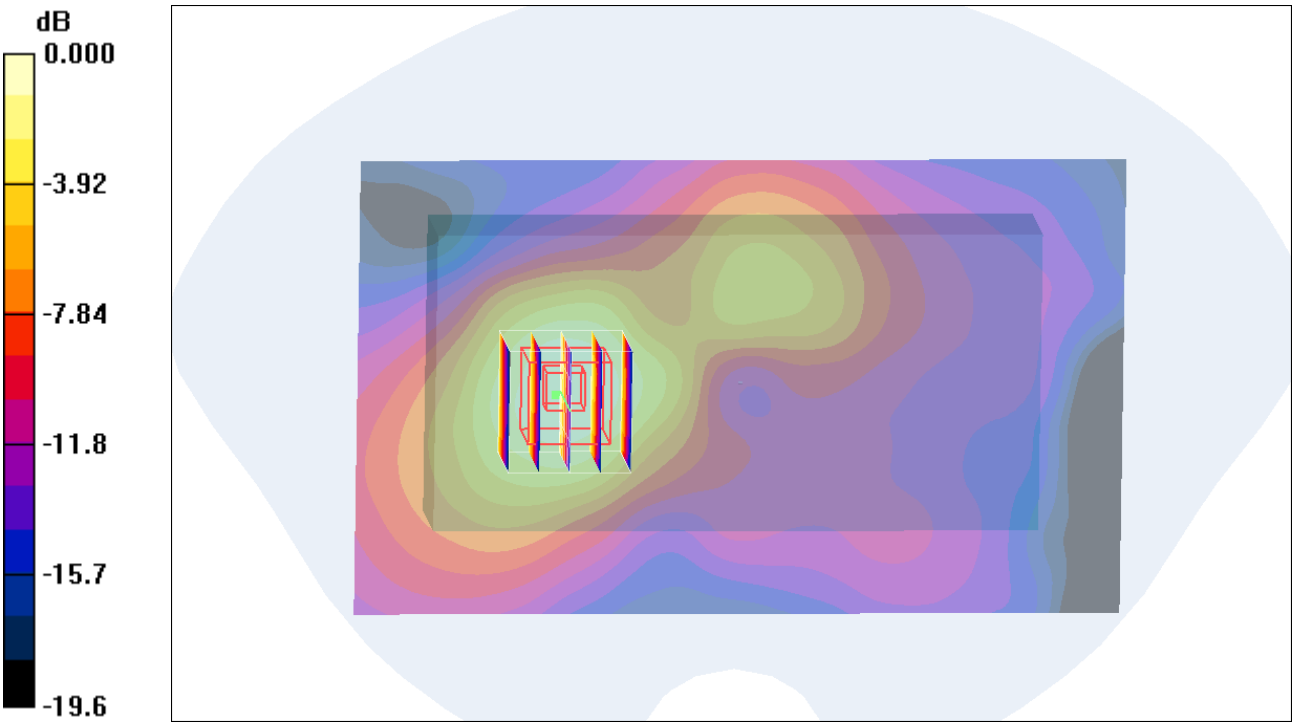


0 dB = 0.200mW/g

## #27 802.11b_ Rear Face_1.5cm_Ch1

**DUT: 143002**

Communication System: 802.11b ; Frequency: 2412 MHz;Duty Cycle: 1:1
Medium: MSL_2450_110624 Medium parameters used: f = 2412 MHz; $\sigma$ = 1.88 mho/m; $\varepsilon_r$ = 53.7; $\rho$ = 1000 kg/m$^3$
Ambient Temperature：22.4 ℃; Liquid Temperature：21.5 ℃

DASY4 Configuration:
- Probe: ET3DV6 - SN1787; ConvF(3.96, 3.96, 3.96); Calibrated: 2011/5/20
- Sensor-Surface: 4mm (Mechanical Surface Detection)
- Electronics: DAE3 Sn495; Calibrated: 2011/4/28
- Phantom: SAM_Right; Type: SAM; Serial: TP-1303
- Measurement SW: DASY4, V4.7 Build 80; Postprocessing SW: SEMCAD, V1.8 Build 186

**Ch1/Area Scan (61x101x1):** Measurement grid: dx=20mm, dy=20mm
Maximum value of SAR (interpolated) = 0.208 mW/g

**Ch1/Zoom Scan (5x5x7)/Cube 0:** Measurement grid: dx=8mm, dy=8mm, dz=5mm
Reference Value = 2.94 V/m; Power Drift = -0.125 dB
Peak SAR (extrapolated) = 0.403 W/kg
**SAR(1 g) = 0.194 mW/g; SAR(10 g) = 0.107 mW/g**
Maximum value of SAR (measured) = 0.205 mW/g




0 dB = 0.205mW/g

Test Laboratory: Sporton International Inc. SAR/HAC Testing Lab Date: 2011/6/24

**#28 802.11b_ Rear Face_1.5cm_Ch1_RS232**

**DUT: 143002**

Communication System: 802.11b ; Frequency: 2412 MHz;Duty Cycle: 1:1
Medium: MSL_2450_110624 Medium parameters used: f = 2412 MHz; $\sigma$ = 1.88 mho/m; $\varepsilon_r$ = 53.7; $\rho$ = 1000 kg/m$^3$
Ambient Temperature：22.4 ℃； Liquid Temperature：21.5 ℃

DASY4 Configuration:
- Probe: ET3DV6 - SN1787; ConvF(3.96, 3.96, 3.96); Calibrated: 2011/5/20
- Sensor-Surface: 4mm (Mechanical Surface Detection)
- Electronics: DAE3 Sn495; Calibrated: 2011/4/28
- Phantom: SAM_Right; Type: SAM; Serial: TP-1303
- Measurement SW: DASY4, V4.7 Build 80; Postprocessing SW: SEMCAD, V1.8 Build 186

**Ch1/Area Scan (61x111x1):** Measurement grid: dx=20mm, dy=20mm
Maximum value of SAR (interpolated) = 0.229 mW/g

**Ch1/Zoom Scan (5x5x7)/Cube 0:** Measurement grid: dx=8mm, dy=8mm, dz=5mm
Reference Value = 2.95 V/m; Power Drift = 0.150 dB
Peak SAR (extrapolated) = 0.436 W/kg
**SAR(1 g) = 0.206 mW/g; SAR(10 g) = 0.114 mW/g**
Maximum value of SAR (measured) = 0.212 mW/g

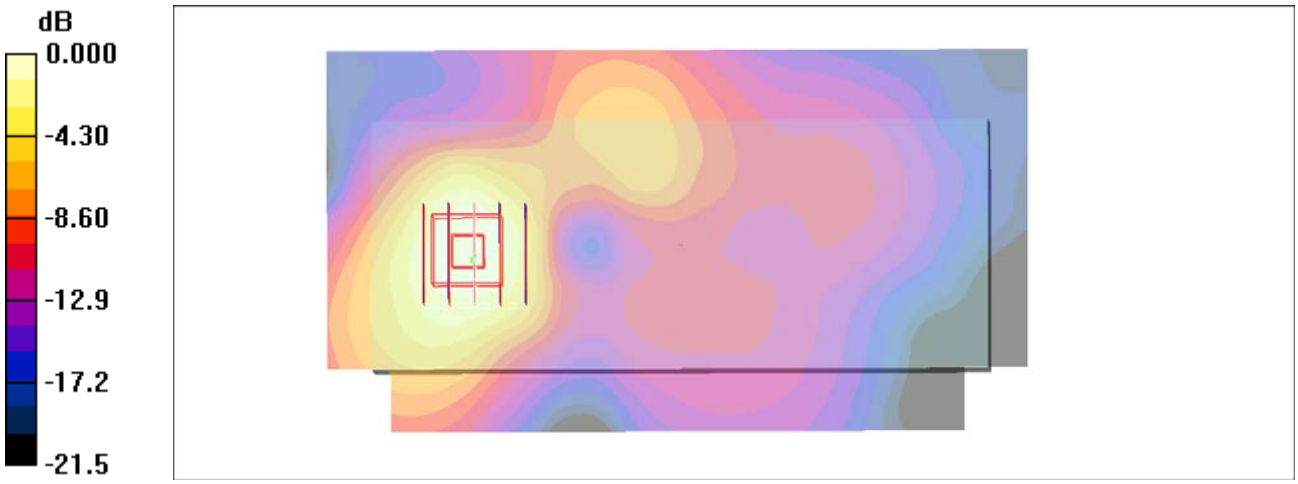


0 dB = 0.212mW/g

Test Laboratory: Sporton International Inc. SAR/HAC Testing Lab Date: 2011/6/24

**#28 802.11b_ Rear Face_1.5cm_Ch1_RS232_2D**

**DUT: 143002**

Communication System: 802.11b ; Frequency: 2412 MHz;Duty Cycle: 1:1
Medium: MSL_2450_110624 Medium parameters used: f = 2412 MHz; $\sigma$ = 1.88 mho/m; $\varepsilon_r$ = 53.7; $\rho$ = 1000 kg/m$^3$
Ambient Temperature：22.4 ℃； Liquid Temperature：21.5 ℃

DASY4 Configuration:
- Probe: ET3DV6 - SN1787; ConvF(3.96, 3.96, 3.96); Calibrated: 2011/5/20
- Sensor-Surface: 4mm (Mechanical Surface Detection)
- Electronics: DAE3 Sn495; Calibrated: 2011/4/28
- Phantom: SAM_Right; Type: SAM; Serial: TP-1303
- Measurement SW: DASY4, V4.7 Build 80; Postprocessing SW: SEMCAD, V1.8 Build 186

**Ch1/Area Scan (61x111x1):** Measurement grid: dx=20mm, dy=20mm
Maximum value of SAR (interpolated) = 0.229 mW/g

**Ch1/Zoom Scan (5x5x7)/Cube 0:** Measurement grid: dx=8mm, dy=8mm, dz=5mm
Reference Value = 2.95 V/m; Power Drift = 0.150 dB
Peak SAR (extrapolated) = 0.436 W/kg
**SAR(1 g) = 0.206 mW/g; SAR(10 g) = 0.114 mW/g**
Maximum value of SAR (measured) = 0.212 mW/g

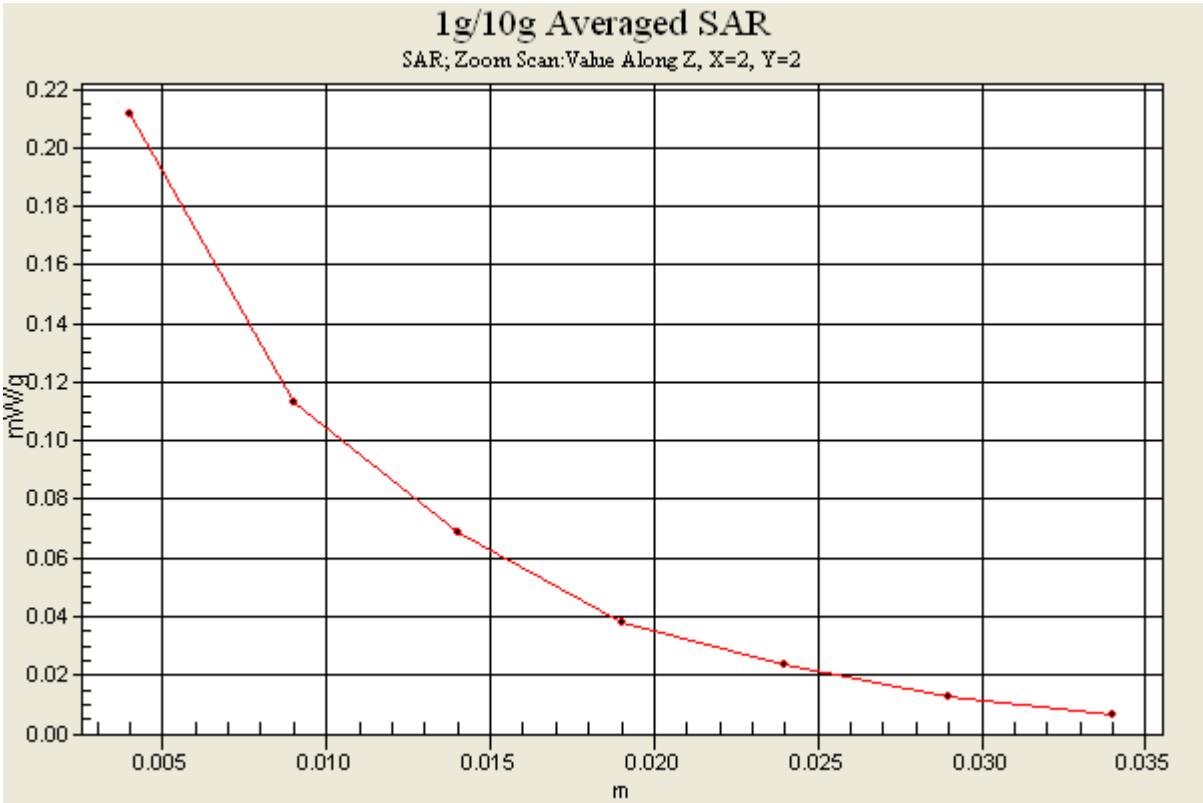

## #29 802.11b_ Rear Face_1.5cm_Ch1_USB

**DUT: 143002**

Communication System: 802.11b ; Frequency: 2412 MHz;Duty Cycle: 1:1
Medium: MSL_2450_110624 Medium parameters used: f = 2412 MHz; $\sigma$ = 1.88 mho/m; $\varepsilon_r$ = 53.7; $\rho$ = 1000 kg/m$^3$
Ambient Temperature：22.4 ℃； Liquid Temperature：21.5 ℃

DASY4 Configuration:
- Probe: ET3DV6 - SN1787; ConvF(3.96, 3.96, 3.96); Calibrated: 2011/5/20
- Sensor-Surface: 4mm (Mechanical Surface Detection)
- Electronics: DAE3 Sn495; Calibrated: 2011/4/28
- Phantom: SAM_Right; Type: SAM; Serial: TP-1303
- Measurement SW: DASY4, V4.7 Build 80; Postprocessing SW: SEMCAD, V1.8 Build 186

**Ch1/Area Scan (61x101x1):** Measurement grid: dx=20mm, dy=20mm
Maximum value of SAR (interpolated) = 0.218 mW/g

**Ch1/Zoom Scan (5x5x7)/Cube 0:** Measurement grid: dx=8mm, dy=8mm, dz=5mm
Reference Value = 2.66 V/m; Power Drift = -0.120 dB
Peak SAR (extrapolated) = 0.420 W/kg
**SAR(1 g) = 0.200 mW/g; SAR(10 g) = 0.110 mW/g**
Maximum value of SAR (measured) = 0.210 mW/g

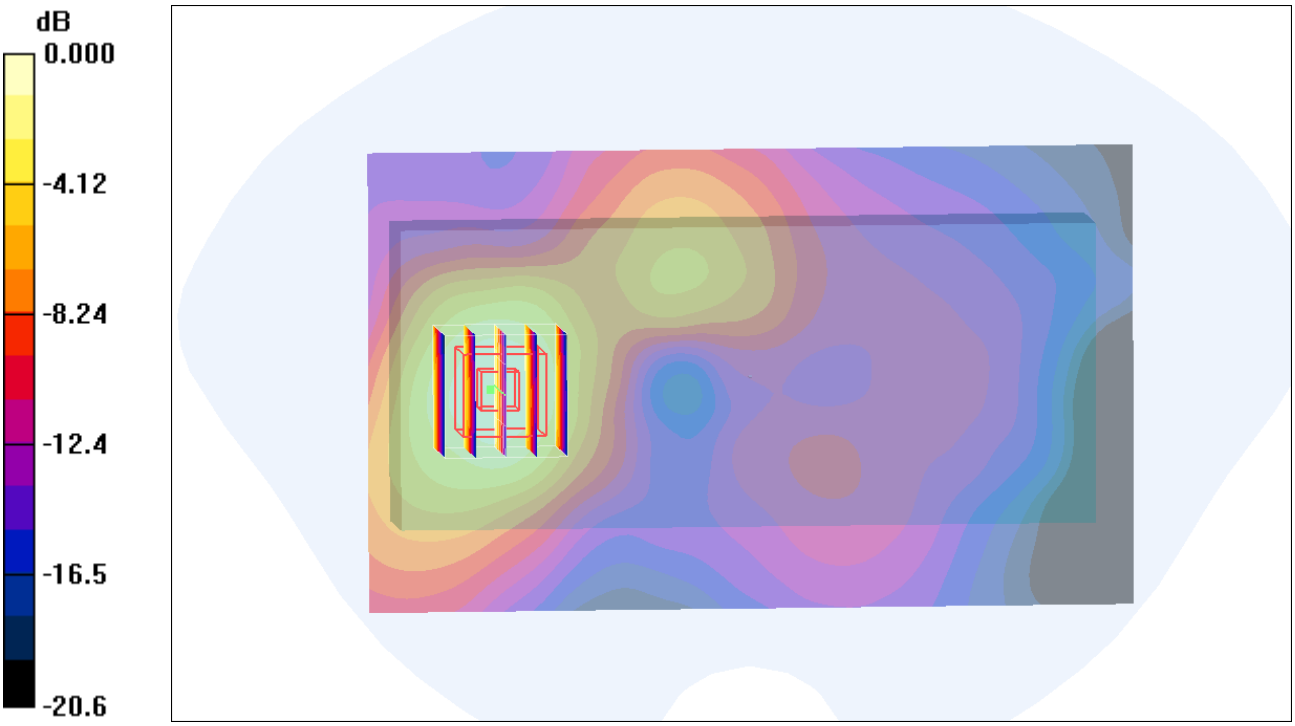


0 dB = 0.210mW/g

## #30 802.11a_Front Face_0cm_Ch161_Holster

**DUT: 143002**

Communication System: 802.11a; Frequency: 5805 MHz;Duty Cycle: 1:1
Medium: MSL_5G_110623 Medium parameters used: f = 5805 MHz; $\sigma$ = 6.25 mho/m; $\varepsilon_r$ = 46.4; $\rho$ = 1000 kg/m$^3$
Ambient Temperature：22.5 ℃; Liquid Temperature：21.4 ℃

DASY4 Configuration:
- Probe: EX3DV4 - SN3731; ConvF(3.55, 3.55, 3.55); Calibrated: 2010/9/20
- Sensor-Surface: 4mm (Mechanical Surface Detection)Sensor-Surface: 2mm (Mechanical Surface Detection)
- Electronics: DAE3 Sn495; Calibrated: 2011/4/28
- Phantom: SAM_Right; Type: SAM; Serial: TP-1303
- Measurement SW: DASY4, V4.7 Build 80; Postprocessing SW: SEMCAD, V1.8 Build 186

**Ch161/Area Scan (101x181x1):** Measurement grid: dx=10mm, dy=10mm
Maximum value of SAR (interpolated) = 0.211 mW/g

**Ch161/Zoom Scan (8x8x10)/Cube 0:** Measurement grid: dx=4mm, dy=4mm, dz=2.5mm
Reference Value = 0.000 V/m; Power Drift = 0.129 dB
Peak SAR (extrapolated) = 0.314 W/kg
**SAR(1 g) = 0.139 mW/g; SAR(10 g) = 0.063 mW/g**
Maximum value of SAR (measured) = 0.216 mW/g




0 dB = 0.216mW/g

Test Laboratory: Sporton International Inc. SAR/HAC Testing Lab Date: 2011/6/23

**#31 802.11a_Rear Face_0cm_Ch161_Holster**

**DUT: 143002**

Communication System: 802.11a; Frequency: 5805 MHz;Duty Cycle: 1:1
Medium: MSL_5G_110623 Medium parameters used: f = 5805 MHz; $\sigma$ = 6.25 mho/m; $\varepsilon_r$ = 46.4; $\rho$ = 1000 kg/m$^3$
Ambient Temperature：22.4 ℃; Liquid Temperature：21.4 ℃

DASY4 Configuration:
- Probe: EX3DV4 - SN3731; ConvF(3.55, 3.55, 3.55); Calibrated: 2010/9/20
- Sensor-Surface: 4mm (Mechanical Surface Detection)Sensor-Surface: 2mm (Mechanical Surface Detection)
- Electronics: DAE3 Sn495; Calibrated: 2011/4/28
- Phantom: SAM_Right; Type: SAM; Serial: TP-1303
- Measurement SW: DASY4, V4.7 Build 80; Postprocessing SW: SEMCAD, V1.8 Build 186

**Ch161/Area Scan (51x91x1):** Measurement grid: dx=10mm, dy=10mm
Maximum value of SAR (interpolated) = 0.750 mW/g

**Ch161/Zoom Scan (8x8x10)/Cube 0:** Measurement grid: dx=4mm, dy=4mm, dz=2.5mm
Reference Value = 4.73 V/m; Power Drift = -0.106 dB
Peak SAR (extrapolated) = 1.49 W/kg
**SAR(1 g) = 0.720 mW/g; SAR(10 g) = 0.327 mW/g**
Maximum value of SAR (measured) = 1.10 mW/g

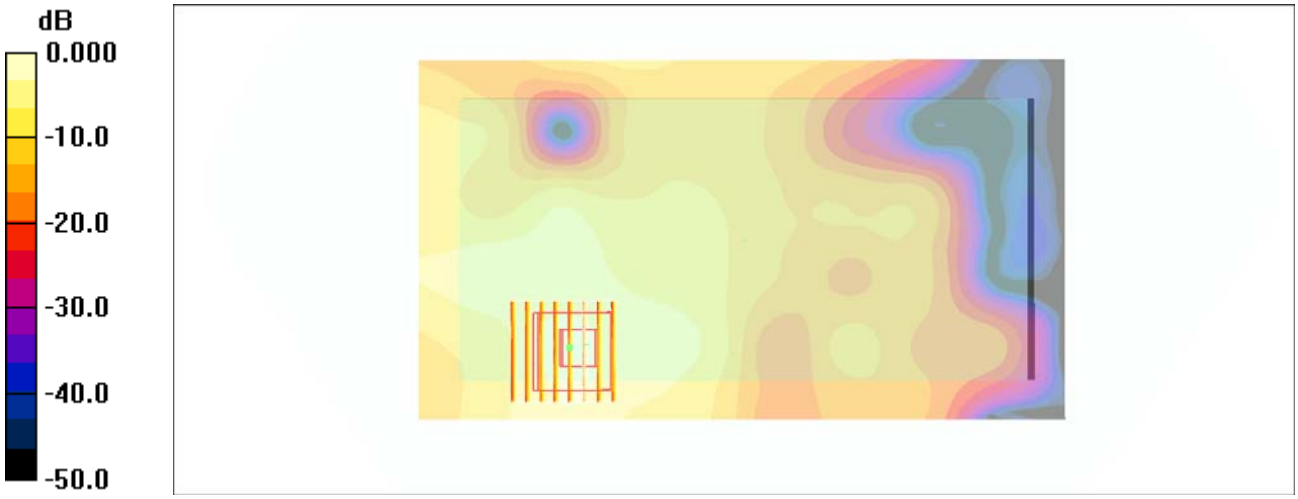


0 dB = 1.10mW/g

Test Laboratory: Sporton International Inc. SAR/HAC Testing Lab Date: 2011/6/23

**#31 802.11a_Rear Face_0cm_Ch161_Holster_2D**

**DUT: 143002**

Communication System: 802.11a; Frequency: 5805 MHz;Duty Cycle: 1:1
Medium: MSL_5G_110623 Medium parameters used: f = 5805 MHz; $\sigma$ = 6.25 mho/m; $\varepsilon_r$ = 46.4; $\rho$ = 1000 kg/m$^3$
Ambient Temperature：22.4 ℃； Liquid Temperature：21.4 ℃

DASY4 Configuration:
- Probe: EX3DV4 - SN3731; ConvF(3.55, 3.55, 3.55); Calibrated: 2010/9/20
- Sensor-Surface: 4mm (Mechanical Surface Detection)Sensor-Surface: 2mm (Mechanical Surface Detection)
- Electronics: DAE3 Sn495; Calibrated: 2011/4/28
- Phantom: SAM_Right; Type: SAM; Serial: TP-1303
- Measurement SW: DASY4, V4.7 Build 80; Postprocessing SW: SEMCAD, V1.8 Build 186

**Ch161/Area Scan (51x91x1):** Measurement grid: dx=10mm, dy=10mm
Maximum value of SAR (interpolated) = 0.750 mW/g

**Ch161/Zoom Scan (8x8x10)/Cube 0:** Measurement grid: dx=4mm, dy=4mm, dz=2.5mm
Reference Value = 4.73 V/m; Power Drift = -0.106 dB
Peak SAR (extrapolated) = 1.49 W/kg
**SAR(1 g) = 0.720 mW/g; SAR(10 g) = 0.327 mW/g**
Maximum value of SAR (measured) = 1.10 mW/g

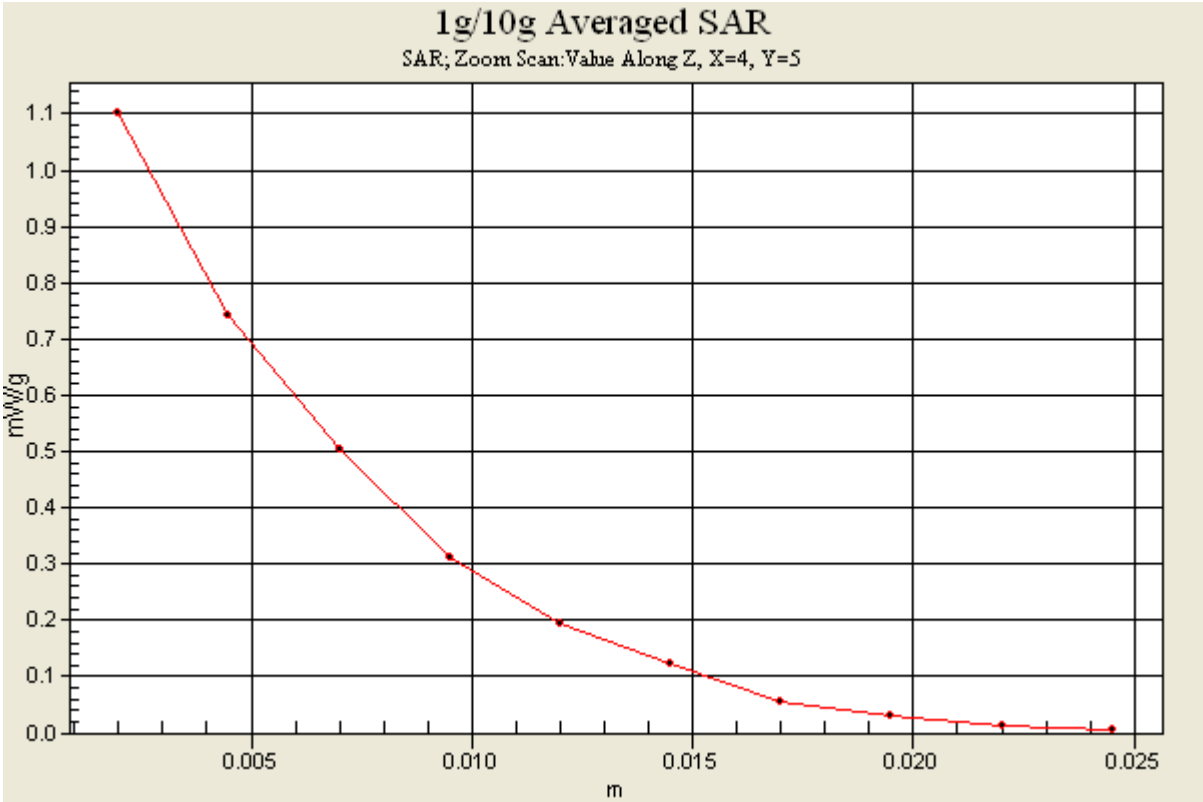

## #32 802.11a_Rear Face_0cm_Ch36_Holster

**DUT: 143002**

Communication System: 802.11a; Frequency: 5180 MHz;Duty Cycle: 1:1
Medium: MSL_5G_110623 Medium parameters used: f = 5180 MHz; $\sigma$ = 5.3 mho/m; $\varepsilon_r$ = 47.5;
$\rho$ = 1000 kg/m$^3$
Ambient Temperature：22.4 ℃; Liquid Temperature：21.4 ℃

DASY4 Configuration:
- Probe: EX3DV4 - SN3731; ConvF(3.87, 3.87, 3.87); Calibrated: 2010/9/20
- Sensor-Surface: 4mm (Mechanical Surface Detection)Sensor-Surface: 2mm (Mechanical Surface Detection)
- Electronics: DAE3 Sn495; Calibrated: 2011/4/28
- Phantom: SAM_Right; Type: SAM; Serial: TP-1303
- Measurement SW: DASY4, V4.7 Build 80; Postprocessing SW: SEMCAD, V1.8 Build 186

**Ch36/Area Scan (101x181x1):** Measurement grid: dx=10mm, dy=10mm
Maximum value of SAR (interpolated) = 0.175 mW/g

**Ch36/Zoom Scan (8x8x10)/Cube 0:** Measurement grid: dx=4mm, dy=4mm, dz=2.5mm
Reference Value = 1.34 V/m; Power Drift = -0.186 dB
Peak SAR (extrapolated) = 0.249 W/kg
**SAR(1 g) = 0.129 mW/g; SAR(10 g) = 0.053 mW/g**
Maximum value of SAR (measured) = 0.203 mW/g

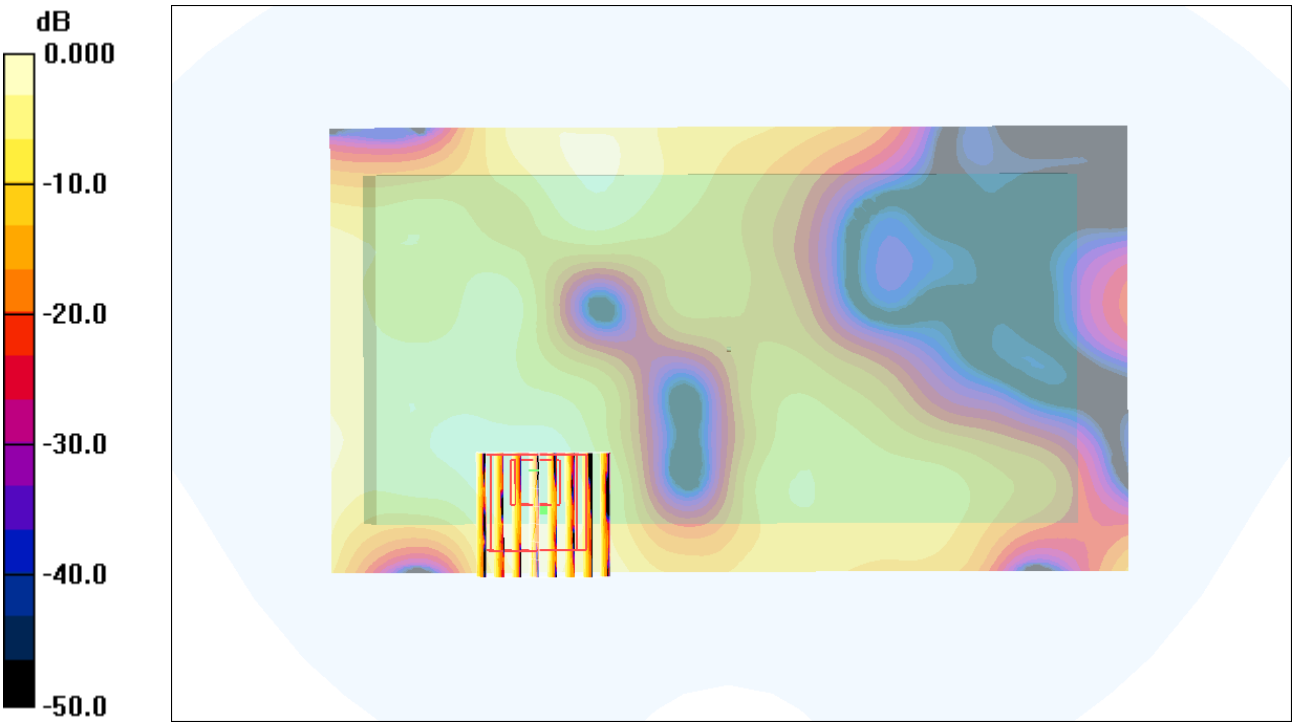


0 dB = 0.203mW/g

## #33 802.11a_Rear Face_0cm_Ch48_Holster

**DUT: 143002**

Communication System: 802.11a; Frequency: 5240 MHz;Duty Cycle: 1:1
Medium: MSL_5G_110623 Medium parameters used: f = 5240 MHz; $\sigma$ = 5.37 mho/m; $\varepsilon_r$ = 47.4; $\rho$ = 1000 kg/m$^3$
Ambient Temperature：22.4 ℃; Liquid Temperature：21.4 ℃

DASY4 Configuration:
- Probe: EX3DV4 - SN3731; ConvF(3.87, 3.87, 3.87); Calibrated: 2010/9/20
- Sensor-Surface: 4mm (Mechanical Surface Detection)Sensor-Surface: 2mm (Mechanical Surface Detection)
- Electronics: DAE3 Sn495; Calibrated: 2011/4/28
- Phantom: SAM_Right; Type: SAM; Serial: TP-1303
- Measurement SW: DASY4, V4.7 Build 80; Postprocessing SW: SEMCAD, V1.8 Build 186

**Ch48/Area Scan (101x181x1):** Measurement grid: dx=10mm, dy=10mm
Maximum value of SAR (interpolated) = 0.225 mW/g

**Ch48/Zoom Scan (8x8x10)/Cube 0:** Measurement grid: dx=4mm, dy=4mm, dz=2.5mm
Reference Value = 1.47 V/m; Power Drift = -0.131 dB
Peak SAR (extrapolated) = 0.330 W/kg
**SAR(1 g) = 0.169 mW/g; SAR(10 g) = 0.071 mW/g**
Maximum value of SAR (measured) = 0.255 mW/g

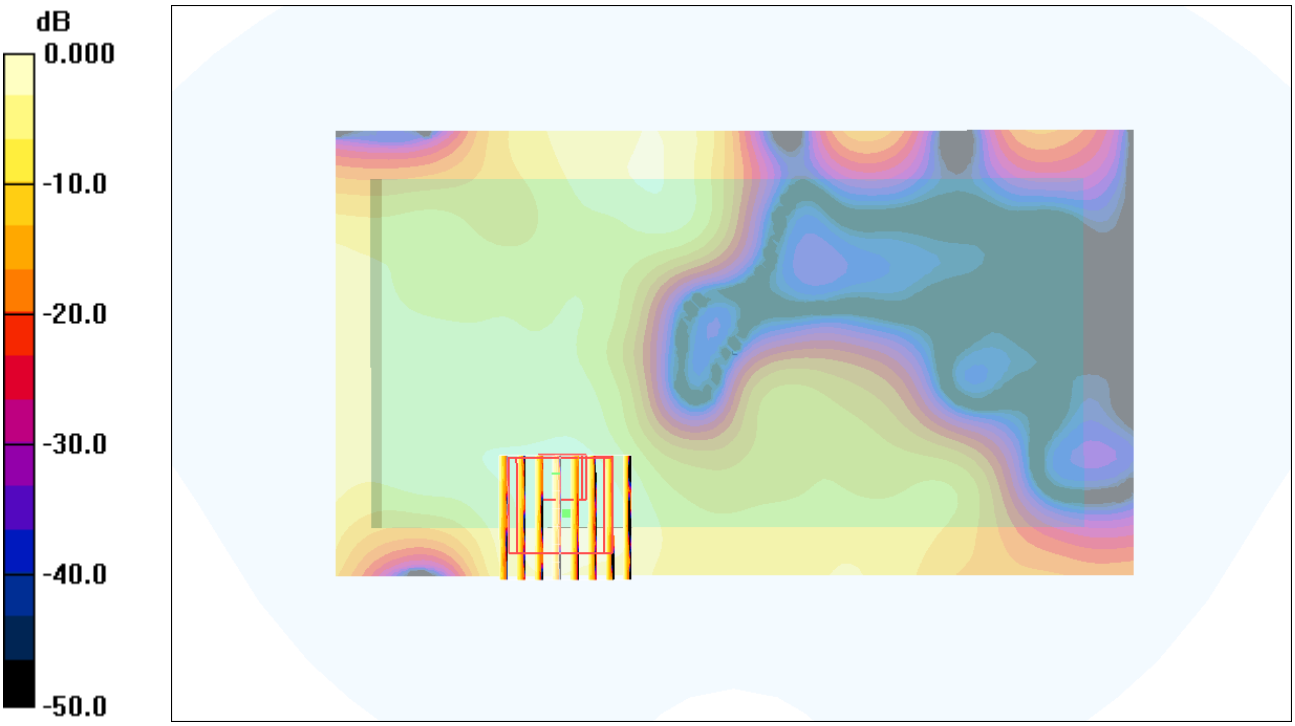


0 dB = 0.255mW/g

## #34 802.11a_Rear Face_0cm_Ch52_Holster

**DUT: 143002**

Communication System: 802.11a; Frequency: 5260 MHz;Duty Cycle: 1:1
Medium: MSL_5G_110623 Medium parameters used: f = 5260 MHz; $\sigma$ = 5.39 mho/m; $\varepsilon_r$ = 47.3; $\rho$ = 1000 kg/m$^3$
Ambient Temperature：22.3 ℃; Liquid Temperature：21.4 ℃

DASY4 Configuration:
- Probe: EX3DV4 - SN3731; ConvF(3.63, 3.63, 3.63); Calibrated: 2010/9/20
- Sensor-Surface: 4mm (Mechanical Surface Detection)Sensor-Surface: 2mm (Mechanical Surface Detection)
- Electronics: DAE3 Sn495; Calibrated: 2011/4/28
- Phantom: SAM_Right; Type: SAM; Serial: TP-1303
- Measurement SW: DASY4, V4.7 Build 80; Postprocessing SW: SEMCAD, V1.8 Build 186

**Ch52/Area Scan (101x181x1):** Measurement grid: dx=10mm, dy=10mm
Maximum value of SAR (interpolated) = 0.214 mW/g

**Ch52/Zoom Scan (8x8x10)/Cube 0:** Measurement grid: dx=4mm, dy=4mm, dz=2.5mm
Reference Value = 1.05 V/m; Power Drift = -0.159 dB
Peak SAR (extrapolated) = 0.299 W/kg
**SAR(1 g) = 0.150 mW/g; SAR(10 g) = 0.061 mW/g**
Maximum value of SAR (measured) = 0.230 mW/g

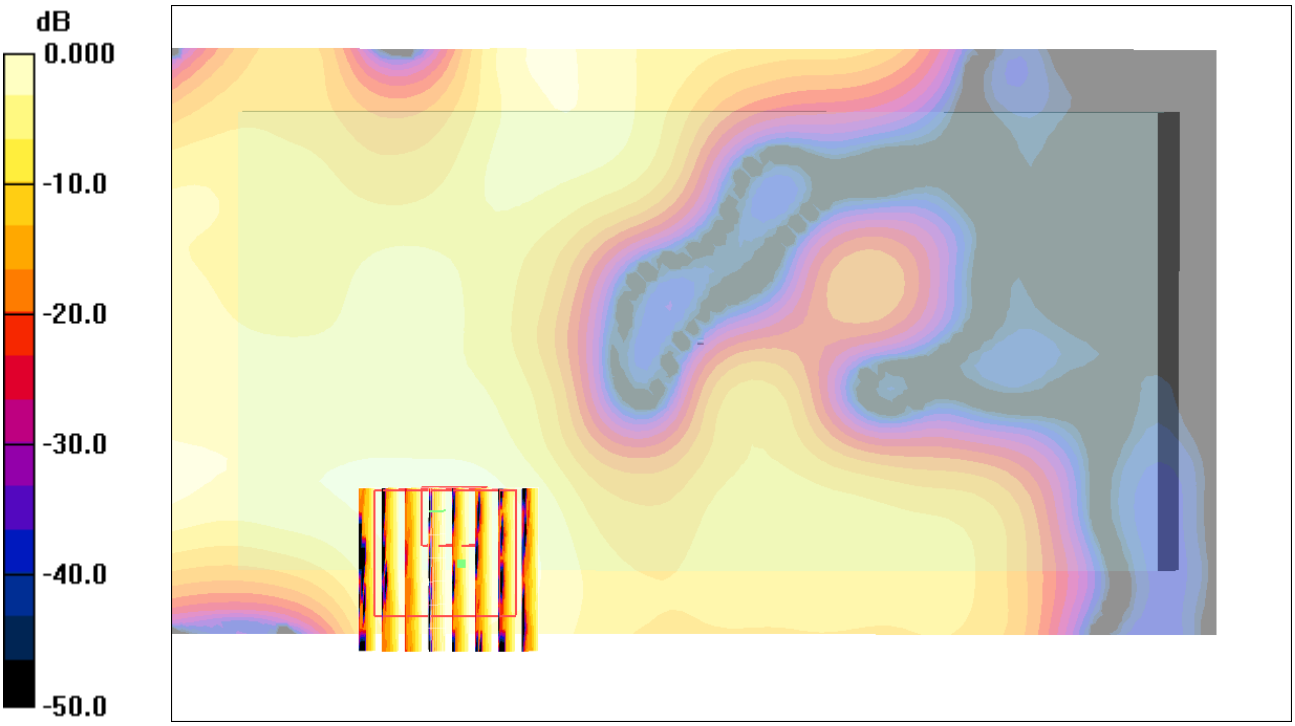


0 dB = 0.230mW/g

## #35 802.11a_Rear Face_0cm_Ch64_Holster

**DUT: 143002**

Communication System: 802.11a; Frequency: 5320 MHz;Duty Cycle: 1:1
Medium: MSL_5G_110623 Medium parameters used: f = 5320 MHz; $\sigma$ = 5.49 mho/m; $\varepsilon_r$ = 47.2; $\rho$ = 1000 kg/m$^3$
Ambient Temperature：22.3 ℃; Liquid Temperature：21.4 ℃

DASY4 Configuration:
- Probe: EX3DV4 - SN3731; ConvF(3.63, 3.63, 3.63); Calibrated: 2010/9/20
- Sensor-Surface: 4mm (Mechanical Surface Detection)Sensor-Surface: 2mm (Mechanical Surface Detection)
- Electronics: DAE3 Sn495; Calibrated: 2011/4/28
- Phantom: SAM_Right; Type: SAM; Serial: TP-1303
- Measurement SW: DASY4, V4.7 Build 80; Postprocessing SW: SEMCAD, V1.8 Build 186

**Ch64/Area Scan (121x201x1):** Measurement grid: dx=10mm, dy=10mm
Maximum value of SAR (interpolated) = 0.167 mW/g

**Ch64/Zoom Scan (8x8x10)/Cube 0:** Measurement grid: dx=4mm, dy=4mm, dz=2.5mm
Reference Value = 2.91 V/m; Power Drift = -0.136 dB
Peak SAR (extrapolated) = 0.325 W/kg
**SAR(1 g) = 0.157 mW/g; SAR(10 g) = 0.068 mW/g**
Maximum value of SAR (measured) = 0.241 mW/g

**Ch64/Zoom Scan (8x8x10)/Cube 1:** Measurement grid: dx=4mm, dy=4mm, dz=2.5mm
Reference Value = 2.91 V/m; Power Drift = -0.136 dB
Peak SAR (extrapolated) = 0.227 W/kg
**SAR(1 g) = 0.114 mW/g; SAR(10 g) = 0.047 mW/g**
Maximum value of SAR (measured) = 0.174 mW/g

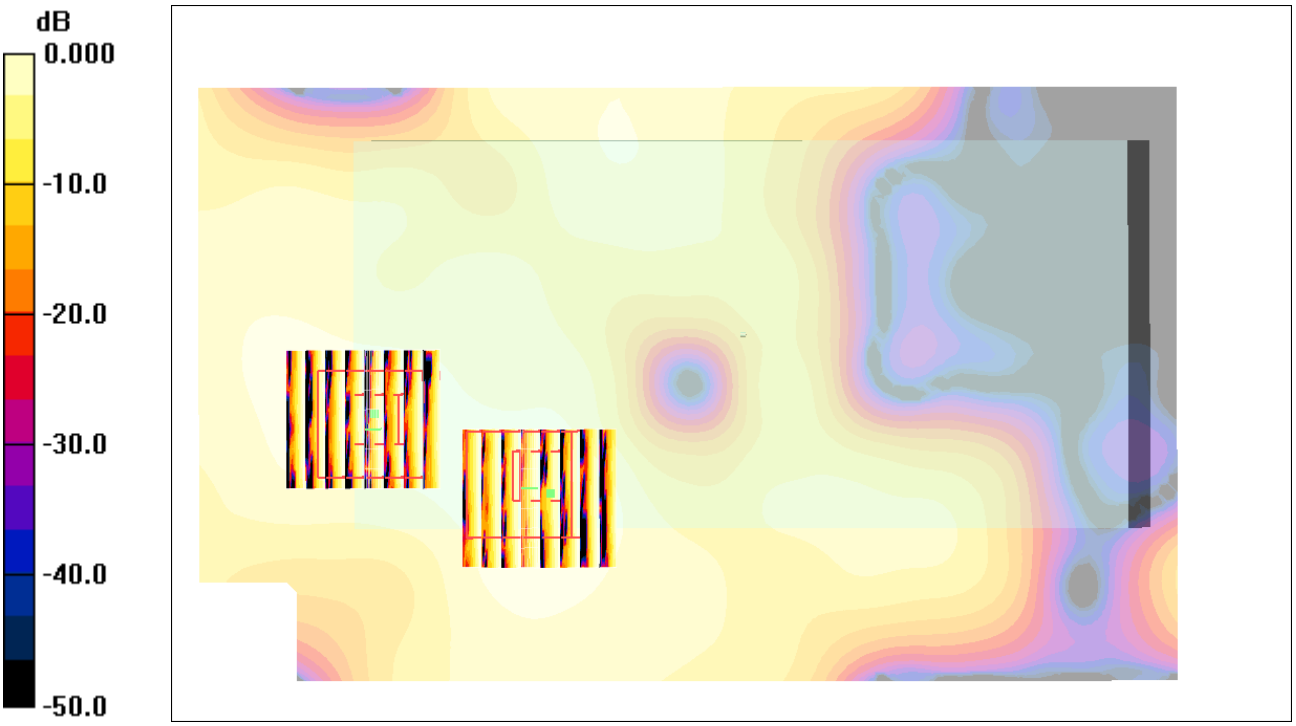


0 dB = 0.174mW/g

## #36 802.11a_Rear Face_0cm_Ch104_Holster

**DUT: 143002**

Communication System: 802.11a; Frequency: 5520 MHz;Duty Cycle: 1:1
Medium: MSL_5G_110623 Medium parameters used: f = 5520 MHz; $\sigma$ = 5.77 mho/m; $\varepsilon_r$ = 46.9; $\rho$ = 1000 kg/m$^3$
Ambient Temperature：22.3 ℃; Liquid Temperature：21.4 ℃

DASY4 Configuration:
- Probe: EX3DV4 - SN3731; ConvF(3.44, 3.44, 3.44); Calibrated: 2010/9/20
- Sensor-Surface: 4mm (Mechanical Surface Detection)Sensor-Surface: 2mm (Mechanical Surface Detection)
- Electronics: DAE3 Sn495; Calibrated: 2011/4/28
- Phantom: SAM_Right; Type: SAM; Serial: TP-1303
- Measurement SW: DASY4, V4.7 Build 80; Postprocessing SW: SEMCAD, V1.8 Build 186

**Ch104/Area Scan (121x181x1):** Measurement grid: dx=10mm, dy=10mm
Maximum value of SAR (interpolated) = 0.369 mW/g

**Ch104/Zoom Scan (8x8x10)/Cube 0:** Measurement grid: dx=4mm, dy=4mm, dz=2.5mm
Reference Value = 3.12 V/m; Power Drift = -0.161 dB
Peak SAR (extrapolated) = 0.697 W/kg
**SAR(1 g) = 0.350 mW/g; SAR(10 g) = 0.159 mW/g**
Maximum value of SAR (measured) = 0.525 mW/g

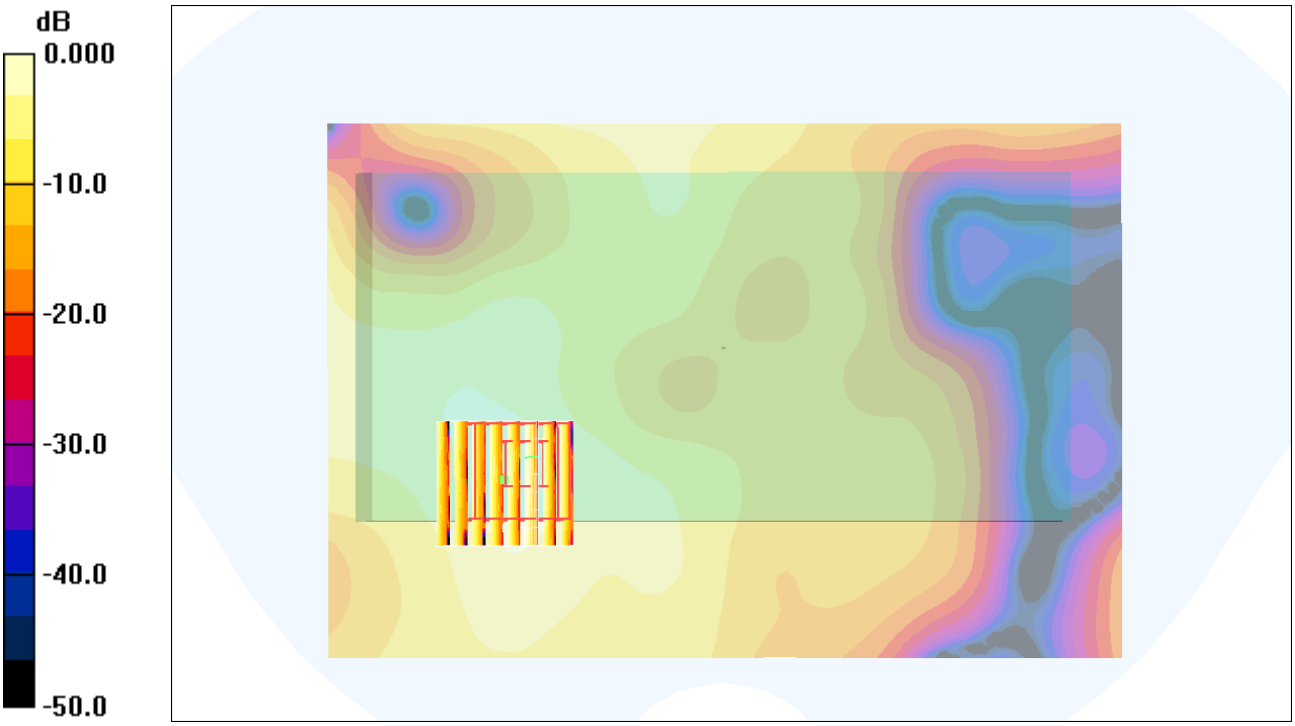


0 dB = 0.525mW/g

## #37 802.11a_Rear Face_0cm_Ch116_Holster

**DUT: 143002**

Communication System: 802.11a; Frequency: 5580 MHz;Duty Cycle: 1:1
Medium: MSL_5G_110623 Medium parameters used: f = 5580 MHz; $\sigma$ = 5.86 mho/m; $\varepsilon_r$ = 46.8; $\rho$ = 1000 kg/m$^3$
Ambient Temperature：22.3 ℃; Liquid Temperature：21.4 ℃

DASY4 Configuration:
- Probe: EX3DV4 - SN3731; ConvF(3.2, 3.2, 3.2); Calibrated: 2010/9/20
- Sensor-Surface: 4mm (Mechanical Surface Detection)Sensor-Surface: 2mm (Mechanical Surface Detection)
- Electronics: DAE3 Sn495; Calibrated: 2011/4/28
- Phantom: SAM_Right; Type: SAM; Serial: TP-1303
- Measurement SW: DASY4, V4.7 Build 80; Postprocessing SW: SEMCAD, V1.8 Build 186

**Ch116/Area Scan (121x181x1):** Measurement grid: dx=10mm, dy=10mm
Maximum value of SAR (interpolated) = 0.386 mW/g

**Ch116/Zoom Scan (8x8x10)/Cube 0:** Measurement grid: dx=4mm, dy=4mm, dz=2.5mm
Reference Value = 2.28 V/m; Power Drift = -0.131 dB
Peak SAR (extrapolated) = 0.769 W/kg
**SAR(1 g) = 0.406 mW/g; SAR(10 g) = 0.189 mW/g**
Maximum value of SAR (measured) = 0.604 mW/g

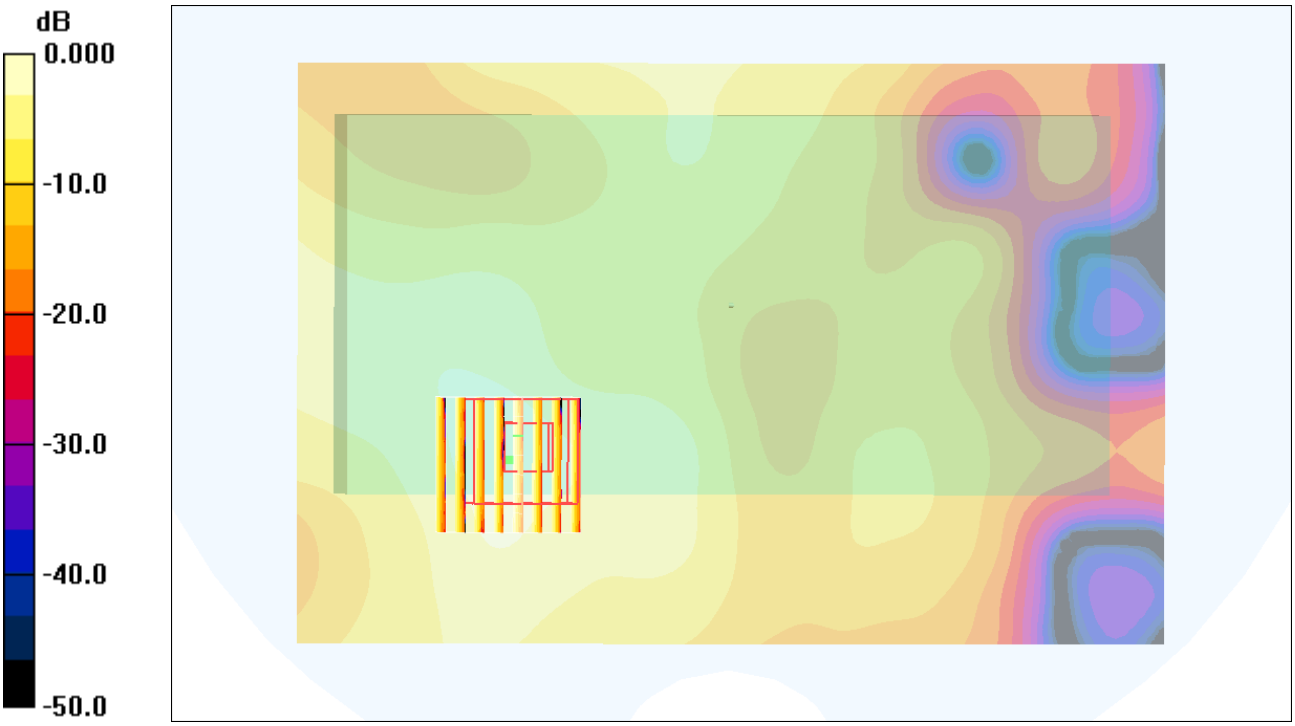


0 dB = 0.604mW/g

## #38 802.11a_Rear Face_0cm_Ch124_Holster

**DUT: 143002**

Communication System: 802.11a; Frequency: 5620 MHz;Duty Cycle: 1:1
Medium: MSL_5G_110623 Medium parameters used: f = 5620 MHz; $\sigma$ = 5.92 mho/m; $\varepsilon_r$ = 46.7; $\rho$ = 1000 kg/m$^3$
Ambient Temperature：22.3 ℃; Liquid Temperature：21.4 ℃

DASY4 Configuration:
- Probe: EX3DV4 - SN3731; ConvF(3.2, 3.2, 3.2); Calibrated: 2010/9/20
- Sensor-Surface: 4mm (Mechanical Surface Detection)Sensor-Surface: 2mm (Mechanical Surface Detection)
- Electronics: DAE3 Sn495; Calibrated: 2011/4/28
- Phantom: SAM_Right; Type: SAM; Serial: TP-1303
- Measurement SW: DASY4, V4.7 Build 80; Postprocessing SW: SEMCAD, V1.8 Build 186

**Ch124/Area Scan (101x181x1):** Measurement grid: dx=10mm, dy=10mm
Maximum value of SAR (interpolated) = 0.393 mW/g

**Ch124/Zoom Scan (8x8x10)/Cube 0:** Measurement grid: dx=4mm, dy=4mm, dz=2.5mm
Reference Value = 3.59 V/m; Power Drift = -0.185 dB
Peak SAR (extrapolated) = 0.697 W/kg
**SAR(1 g) = 0.358 mW/g; SAR(10 g) = 0.163 mW/g**
Maximum value of SAR (measured) = 0.537 mW/g

**Ch124/Zoom Scan (8x8x10)/Cube 1:** Measurement grid: dx=4mm, dy=4mm, dz=2.5mm
Reference Value = 3.59 V/m; Power Drift = -0.185 dB
Peak SAR (extrapolated) = 0.461 W/kg
**SAR(1 g) = 0.243 mW/g; SAR(10 g) = 0.107 mW/g**
Maximum value of SAR (measured) = 0.363 mW/g

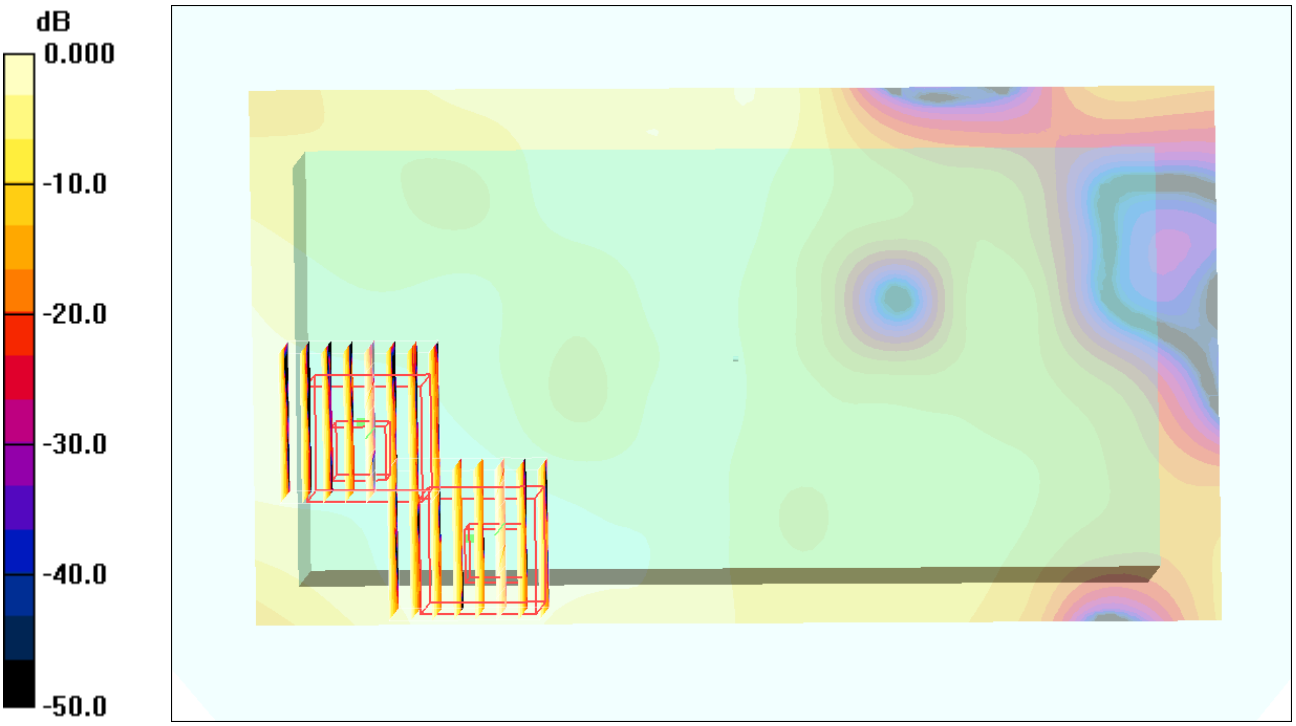


0 dB = 0.363mW/g

## #39 802.11a_Rear Face_0cm_Ch136_Holster

**DUT: 143002**

Communication System: 802.11a; Frequency: 5680 MHz;Duty Cycle: 1:1
Medium: MSL_5G_110623 Medium parameters used: f = 5680 MHz; $\sigma$ = 6.03 mho/m; $\varepsilon_r$ = 46.6; $\rho$ = 1000 kg/m$^3$
Ambient Temperature：22.0 ℃; Liquid Temperature：21.4 ℃

DASY4 Configuration:
- Probe: EX3DV4 - SN3731; ConvF(3.2, 3.2, 3.2); Calibrated: 2010/9/20
- Sensor-Surface: 4mm (Mechanical Surface Detection)Sensor-Surface: 2mm (Mechanical Surface Detection)
- Electronics: DAE3 Sn495; Calibrated: 2011/4/28
- Phantom: SAM_Right; Type: SAM; Serial: TP-1303
- Measurement SW: DASY4, V4.7 Build 80; Postprocessing SW: SEMCAD, V1.8 Build 186

**Ch136/Area Scan (101x181x1):** Measurement grid: dx=10mm, dy=10mm
Maximum value of SAR (interpolated) = 0.499 mW/g

**Ch136/Zoom Scan (8x8x10)/Cube 0:** Measurement grid: dx=4mm, dy=4mm, dz=2.5mm
Reference Value = 3.42 V/m; Power Drift = -0.155 dB
Peak SAR (extrapolated) = 0.880 W/kg
**SAR(1 g) = 0.442 mW/g; SAR(10 g) = 0.204 mW/g**
Maximum value of SAR (measured) = 0.678 mW/g

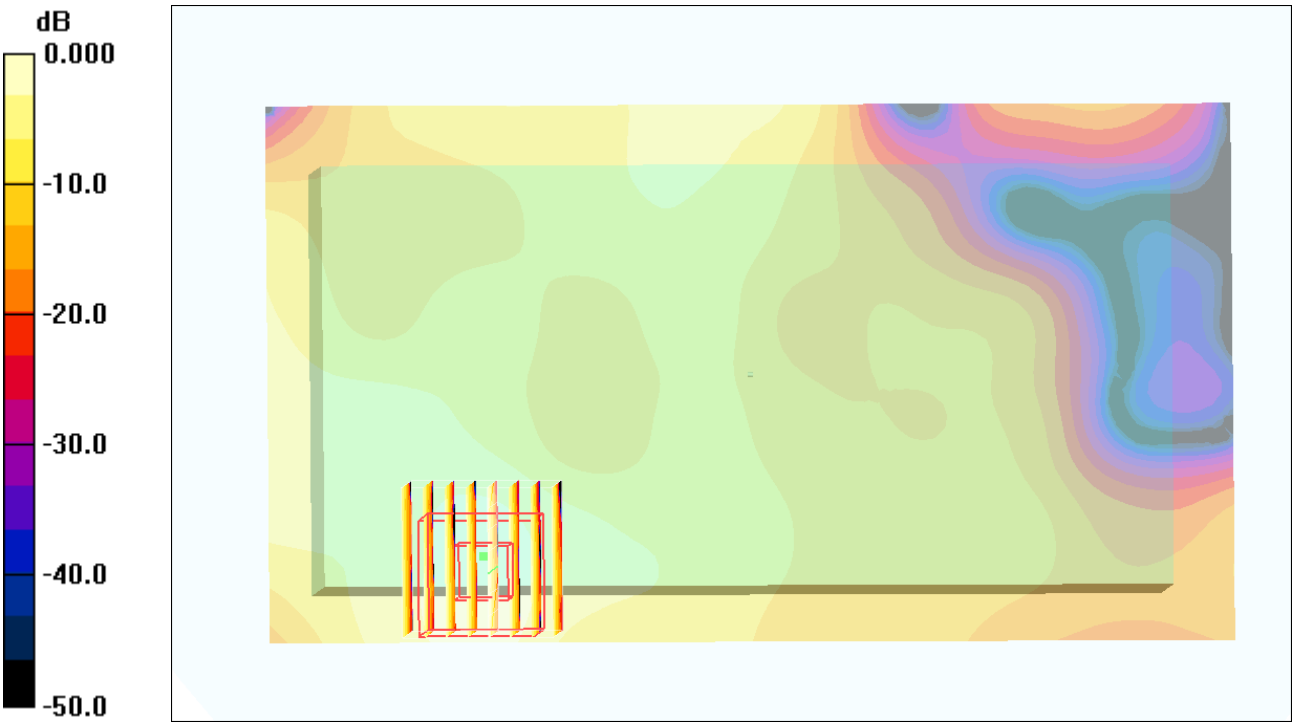


0 dB = 0.678mW/g

## #40 802.11a_Rear Face_0cm_Ch149_Holster

**DUT: 143002**

Communication System: 802.11a; Frequency: 5745 MHz;Duty Cycle: 1:1
Medium: MSL_5G_110623 Medium parameters used: f = 5745 MHz; $\sigma$ = 6.18 mho/m; $\varepsilon_r$ = 46.6; $\rho$ = 1000 kg/m$^3$
Ambient Temperature：22.3 ℃; Liquid Temperature：21.4 ℃

DASY4 Configuration:
- Probe: EX3DV4 - SN3731; ConvF(3.55, 3.55, 3.55); Calibrated: 2010/9/20
- Sensor-Surface: 4mm (Mechanical Surface Detection)Sensor-Surface: 2mm (Mechanical Surface Detection)
- Electronics: DAE3 Sn495; Calibrated: 2011/4/28
- Phantom: SAM_Right; Type: SAM; Serial: TP-1303
- Measurement SW: DASY4, V4.7 Build 80; Postprocessing SW: SEMCAD, V1.8 Build 186

**Ch149/Area Scan (101x181x1):** Measurement grid: dx=10mm, dy=10mm
Maximum value of SAR (interpolated) = 0.386 mW/g

**Ch149/Zoom Scan (8x8x10)/Cube 0:** Measurement grid: dx=4mm, dy=4mm, dz=2.5mm
Reference Value = 2.56 V/m; Power Drift = -0.161 dB
Peak SAR (extrapolated) = 0.694 W/kg
**SAR(1 g) = 0.335 mW/g; SAR(10 g) = 0.153 mW/g**
Maximum value of SAR (measured) = 0.511 mW/g

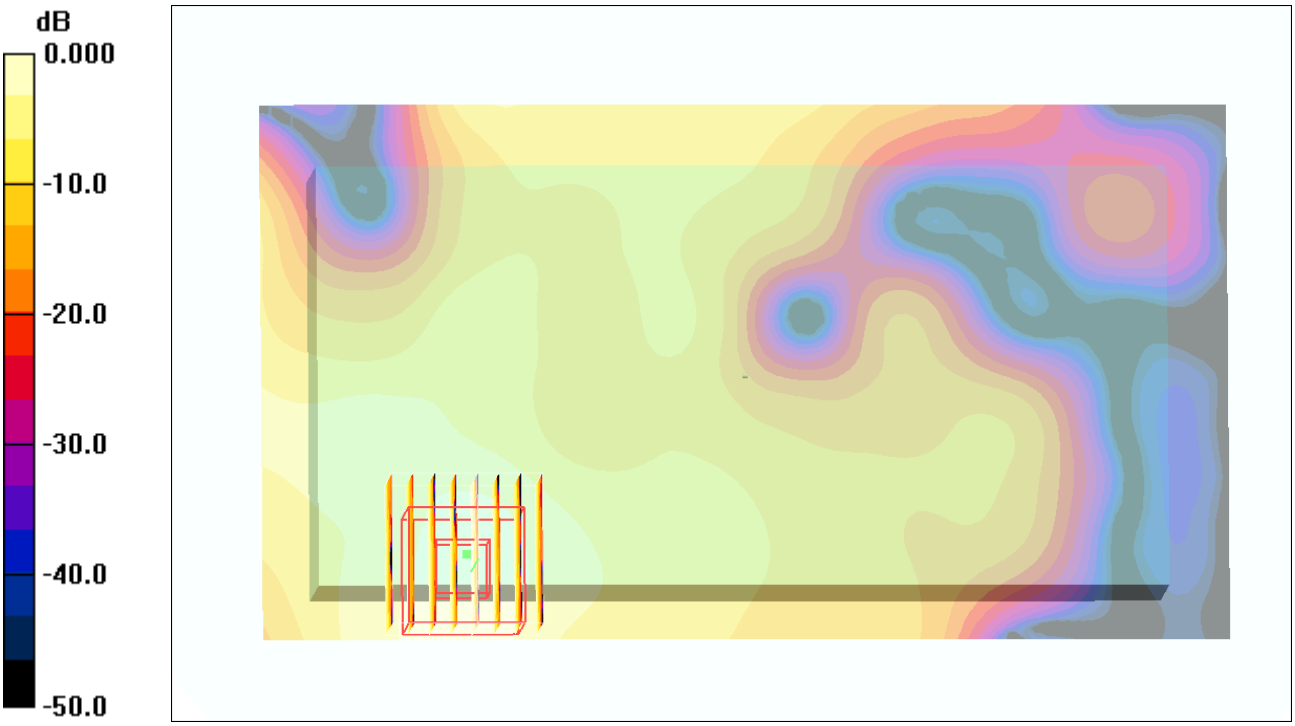


0 dB = 0.511mW/g

## #41 802.11a_Rear Face_0cm_Ch157_Holster

**DUT: 143002**

Communication System: 802.11a; Frequency: 5785 MHz;Duty Cycle: 1:1
Medium: MSL_5G_110623 Medium parameters used: f = 5785 MHz; $\sigma$ = 6.23 mho/m; $\varepsilon_r$ = 46.5; $\rho$ = 1000 kg/m$^3$
Ambient Temperature：22.2 ℃; Liquid Temperature：21.4 ℃

DASY4 Configuration:
- Probe: EX3DV4 - SN3731; ConvF(3.55, 3.55, 3.55); Calibrated: 2010/9/20
- Sensor-Surface: 4mm (Mechanical Surface Detection)Sensor-Surface: 2mm (Mechanical Surface Detection)
- Electronics: DAE3 Sn495; Calibrated: 2011/4/28
- Phantom: SAM_Right; Type: SAM; Serial: TP-1303
- Measurement SW: DASY4, V4.7 Build 80; Postprocessing SW: SEMCAD, V1.8 Build 186

**Ch157/Area Scan (101x181x1):** Measurement grid: dx=10mm, dy=10mm
Maximum value of SAR (interpolated) = 0.575 mW/g

**Ch157/Zoom Scan (8x8x10)/Cube 0:** Measurement grid: dx=4mm, dy=4mm, dz=2.5mm
Reference Value = 3.02 V/m; Power Drift = -0.168 dB
Peak SAR (extrapolated) = 0.998 W/kg
**SAR(1 g) = 0.494 mW/g; SAR(10 g) = 0.233 mW/g**
Maximum value of SAR (measured) = 0.759 mW/g

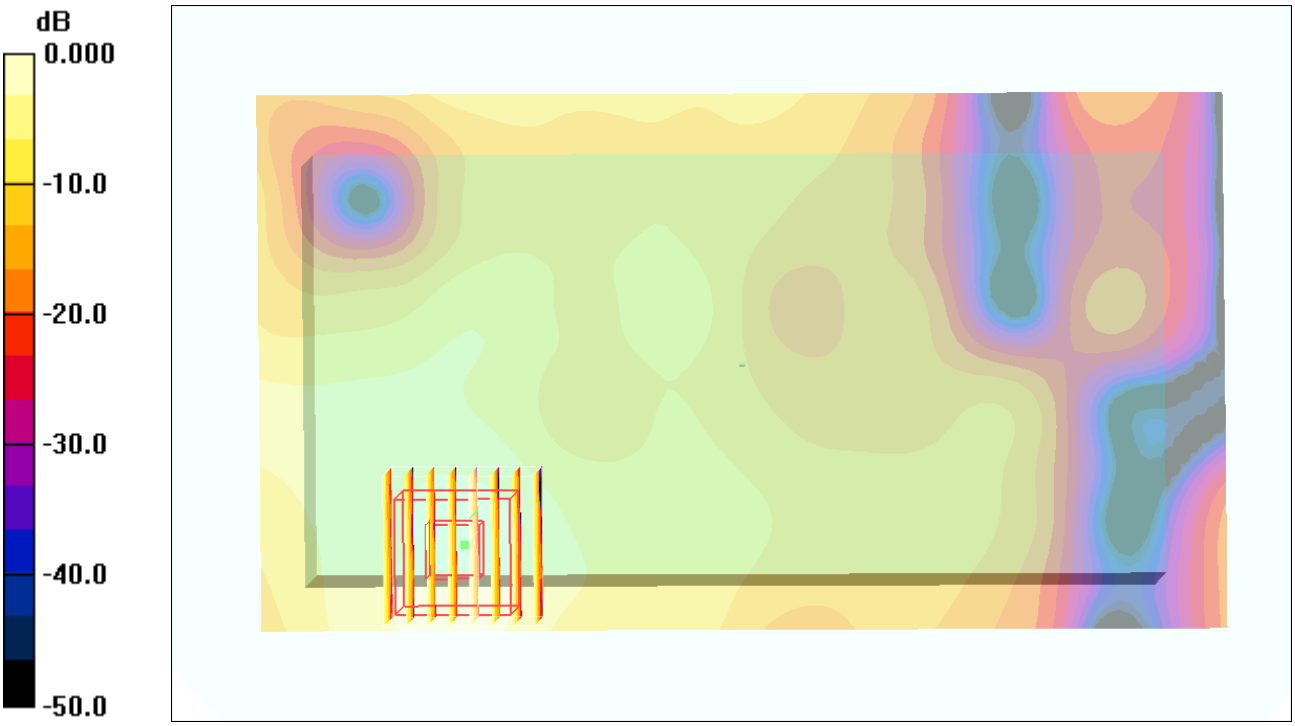


0 dB = 0.759mW/g

## #42 802.11a_Rear Face_0cm_Ch165_Holster

**DUT: 143002**

Communication System: 802.11a; Frequency: 5825 MHz;Duty Cycle: 1:1
Medium: MSL_5G_110623 Medium parameters used: f = 5825 MHz; $\sigma$ = 6.28 mho/m; $\varepsilon_r$ = 46.3; $\rho$ = 1000 kg/m$^3$
Ambient Temperature：22.2 ℃； Liquid Temperature：21.4 ℃

DASY4 Configuration
- Probe: EX3DV4 - SN3731; ConvF(3.55, 3.55, 3.55); Calibrated: 2010/9/20
- Sensor-Surface: 4mm (Mechanical Surface Detection)Sensor-Surface: 2mm (Mechanical Surface Detection)
- Electronics: DAE3 Sn495; Calibrated: 2011/4/28
- Phantom: SAM_Right; Type: SAM; Serial: TP-1303
- Measurement SW: DASY4, V4.7 Build 80; Postprocessing SW: SEMCAD, V1.8 Build 186

**Ch165/Area Scan (101x181x1):** Measurement grid: dx=10mm, dy=10mm
Maximum value of SAR (interpolated) = 0.695 mW/g

**Ch165/Zoom Scan (8x8x10)/Cube 0:** Measurement grid: dx=4mm, dy=4mm, dz=2.5mm
Reference Value = 3.33 V/m; Power Drift = -0.165 dB
Peak SAR (extrapolated) = 1.30 W/kg
**SAR(1 g) = 0.630 mW/g; SAR(10 g) = 0.294 mW/g**
Maximum value of SAR (measured) = 0.979 mW/g

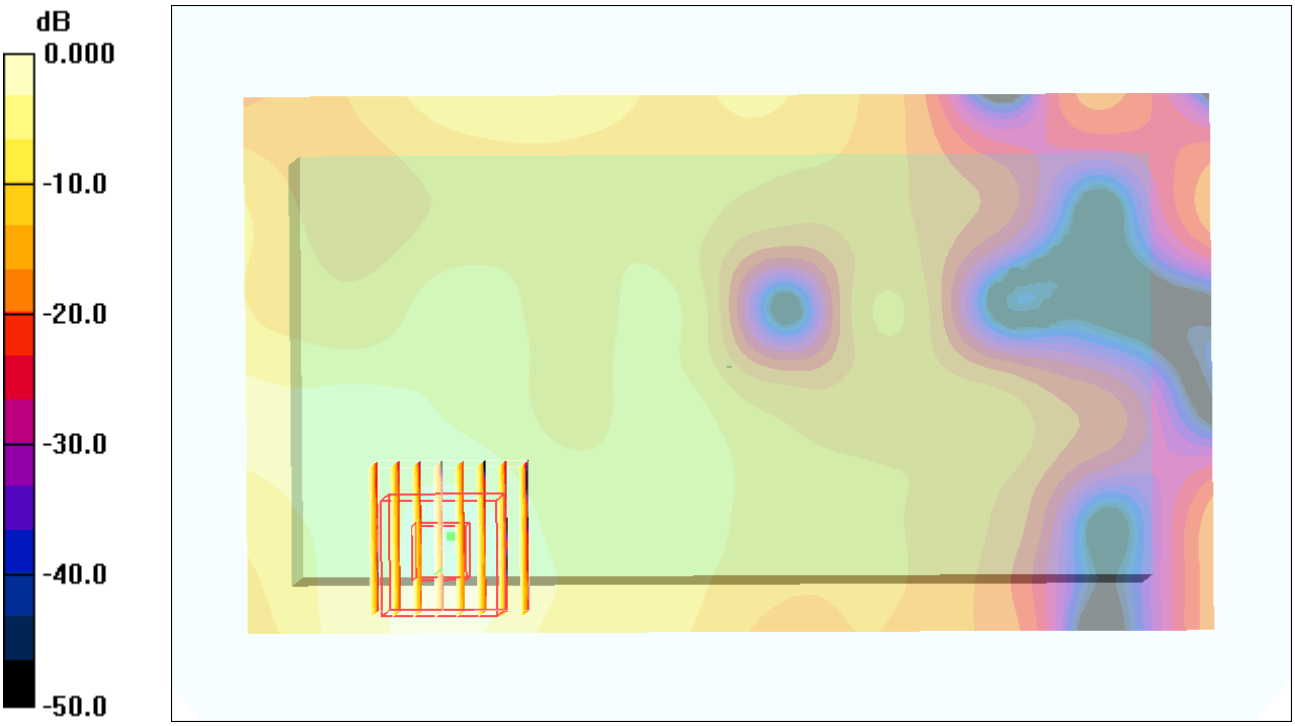


0 dB = 0.979mW/g

## #43 802.11n_20M_Rear Face_0cm_Ch161_Holster

**DUT: 143002**

Communication System: 802.11n; Frequency: 5805 MHz;Duty Cycle: 1:1
Medium: MSL_5G_110623 Medium parameters used: f = 5805 MHz; $\sigma$ = 6.25 mho/m; $\varepsilon_r$ = 46.4; $\rho$ = 1000 kg/m$^3$
Ambient Temperature：22.5 ℃; Liquid Temperature：21.4 ℃

DASY4 Configuration:
- Probe: EX3DV4 - SN3731; ConvF(3.55, 3.55, 3.55); Calibrated: 2010/9/20
- Sensor-Surface: 4mm (Mechanical Surface Detection)Sensor-Surface: 2mm (Mechanical Surface Detection)
- Electronics: DAE3 Sn495; Calibrated: 2011/4/28
- Phantom: SAM_Right; Type: SAM; Serial: TP-1303
- Measurement SW: DASY4, V4.7 Build 80; Postprocessing SW: SEMCAD, V1.8 Build 186

**Ch161/Area Scan (101x181x1):** Measurement grid: dx=10mm, dy=10mm
Maximum value of SAR (interpolated) = 0.692 mW/g

**Ch161/Zoom Scan (8x8x10)/Cube 0:** Measurement grid: dx=4mm, dy=4mm, dz=2.5mm
Reference Value = 2.43 V/m; Power Drift = -0.114 dB
Peak SAR (extrapolated) = 1.25 W/kg
**SAR(1 g) = 0.608 mW/g; SAR(10 g) = 0.284 mW/g**
Maximum value of SAR (measured) = 0.918 mW/g

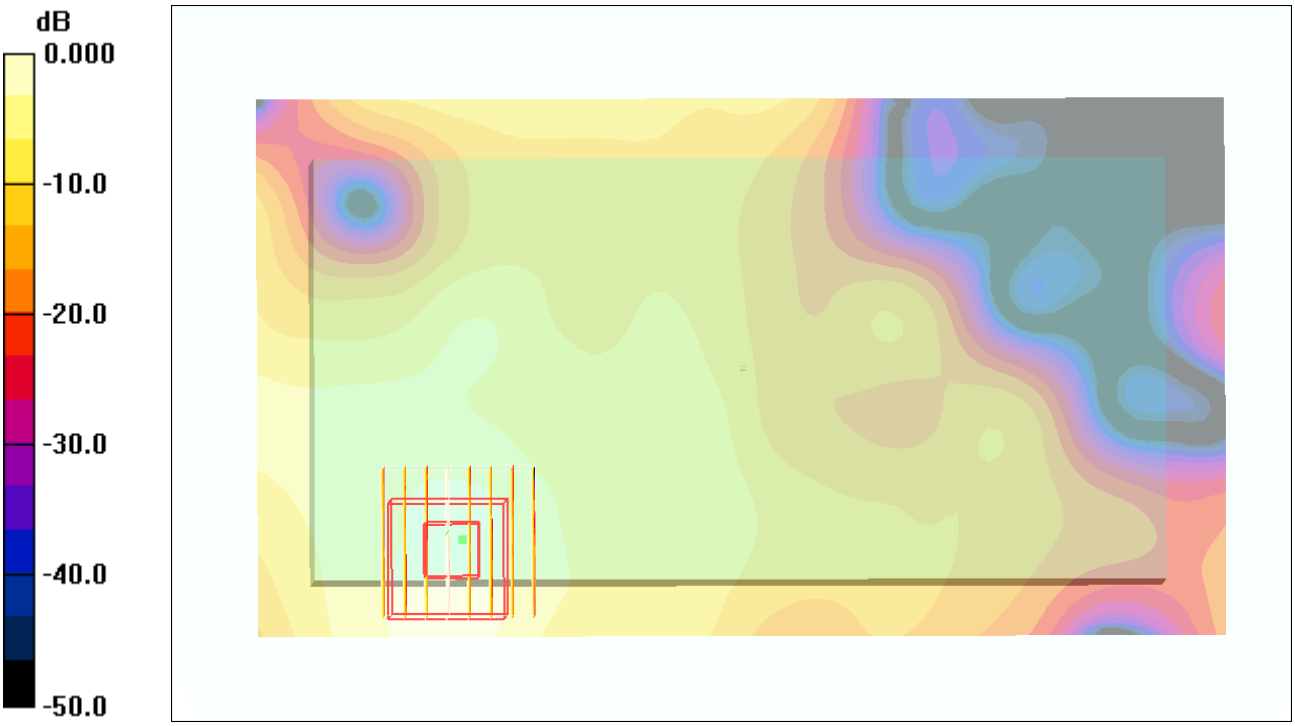


0 dB = 0.918mW/g

## #44 802.11a_Rear Face_1.5cm_Ch161

**DUT: 143002**

Communication System: 802.11a; Frequency: 5805 MHz;Duty Cycle: 1:1
Medium: MSL_5G_110623 Medium parameters used: f = 5805 MHz; $\sigma$ = 6.25 mho/m; $\varepsilon_r$ = 46.4; $\rho$ = 1000 kg/m$^3$
Ambient Temperature：22.3 ℃; Liquid Temperature：21.4 ℃

DASY4 Configuration:
- Probe: EX3DV4 - SN3731; ConvF(3.55, 3.55, 3.55); Calibrated: 2010/9/20
- Sensor-Surface: 4mm (Mechanical Surface Detection)Sensor-Surface: 2mm (Mechanical Surface Detection)
- Electronics: DAE3 Sn495; Calibrated: 2011/4/28
- Phantom: SAM_Right; Type: SAM; Serial: TP-1303
- Measurement SW: DASY4, V4.7 Build 80; Postprocessing SW: SEMCAD, V1.8 Build 186

**Ch161/Area Scan (121x181x1):** Measurement grid: dx=10mm, dy=10mm
Maximum value of SAR (interpolated) = 0.553 mW/g

**Ch161/Zoom Scan (8x8x10)/Cube 0:** Measurement grid: dx=4mm, dy=4mm, dz=2.5mm
Reference Value = 0.000 V/m; Power Drift = 0.132 dB
Peak SAR (extrapolated) = 1.04 W/kg
**SAR(1 g) = 0.505 mW/g; SAR(10 g) = 0.228 mW/g**
Maximum value of SAR (measured) = 0.775 mW/g

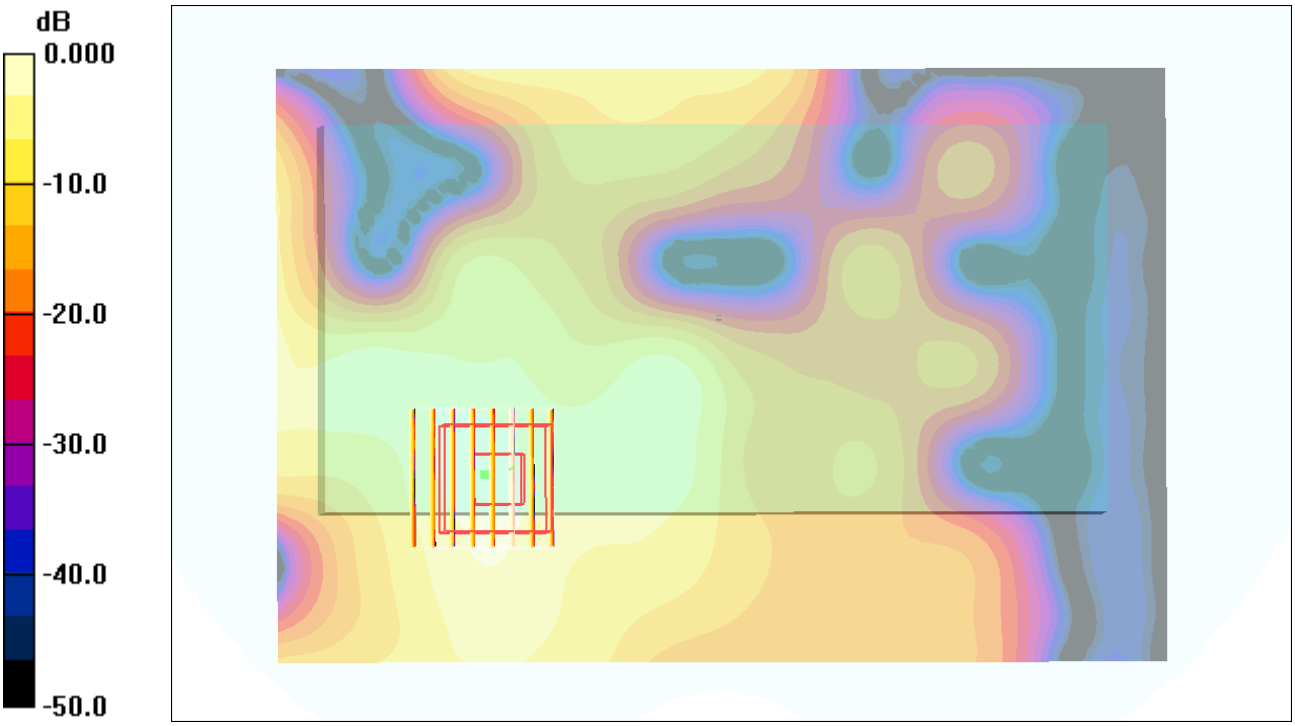


0 dB = 0.775mW/g

## #47 802.11a_Rear Face_1.5cm_Ch48

**DUT: 143002**

Communication System: 802.11a; Frequency: 5240 MHz;Duty Cycle: 1:1
Medium: MSL_5G_110623 Medium parameters used: f = 5240 MHz; $\sigma$ = 5.37 mho/m; $\varepsilon_r$ = 47.4; $\rho$ = 1000 kg/m$^3$
Ambient Temperature：22.4 ℃; Liquid Temperature：21.4 ℃

DASY4 Configuration:
- Probe: EX3DV4 - SN3731; ConvF(3.87, 3.87, 3.87); Calibrated: 2010/9/20
- Sensor-Surface: 4mm (Mechanical Surface Detection)Sensor-Surface: 2mm (Mechanical Surface Detection)
- Electronics: DAE3 Sn495; Calibrated: 2011/4/28
- Phantom: SAM_Right; Type: SAM; Serial: TP-1303
- Measurement SW: DASY4, V4.7 Build 80; Postprocessing SW: SEMCAD, V1.8 Build 186

**Ch48/Area Scan (101x201x1):** Measurement grid: dx=10mm, dy=10mm
Maximum value of SAR (interpolated) = 0.158 mW/g

**Ch48/Zoom Scan (8x8x10)/Cube 0:** Measurement grid: dx=4mm, dy=4mm, dz=2.5mm
Reference Value = 0.000 V/m; Power Drift = 0.120 dB
Peak SAR (extrapolated) = 0.262 W/kg
**SAR(1 g) = 0.124 mW/g; SAR(10 g) = 0.050 mW/g**
Maximum value of SAR (measured) = 0.189 mW/g

**Ch48/Zoom Scan (8x8x10)/Cube 1:** Measurement grid: dx=4mm, dy=4mm, dz=2.5mm
Reference Value = 0.000 V/m; Power Drift = 0.120 dB
Peak SAR (extrapolated) = 0.224 W/kg
**SAR(1 g) = 0.111 mW/g; SAR(10 g) = 0.042 mW/g**
Maximum value of SAR (measured) = 0.177 mW/g




0 dB = 0.177mW/g

## #48 802.11a_Rear Face_1.5cm_Ch64

**DUT: 143002**

Communication System: 802.11a; Frequency: 5320 MHz;Duty Cycle: 1:1
Medium: MSL_5G_110623 Medium parameters used: f = 5320 MHz; $\sigma$ = 5.49 mho/m; $\varepsilon_r$ = 47.2; $\rho$ = 1000 kg/m$^3$
Ambient Temperature：22.4 ℃; Liquid Temperature：21.4 ℃

DASY4 Configuration:
- Probe: EX3DV4 - SN3731; ConvF(3.63, 3.63, 3.63); Calibrated: 2010/9/20
- Sensor-Surface: 4mm (Mechanical Surface Detection)Sensor-Surface: 2mm (Mechanical Surface Detection)
- Electronics: DAE3 Sn495; Calibrated: 2011/4/28
- Phantom: SAM_Right; Type: SAM; Serial: TP-1303
- Measurement SW: DASY4, V4.7 Build 80; Postprocessing SW: SEMCAD, V1.8 Build 186

**Ch64/Area Scan (101x201x1):** Measurement grid: dx=10mm, dy=10mm
Maximum value of SAR (interpolated) = 0.201 mW/g

**Ch64/Zoom Scan (8x8x10)/Cube 0:** Measurement grid: dx=4mm, dy=4mm, dz=2.5mm
Reference Value = 0.000 V/m; Power Drift = 0.150 dB
Peak SAR (extrapolated) = 0.278 W/kg
**SAR(1 g) = 0.135 mW/g; SAR(10 g) = 0.054 mW/g**
Maximum value of SAR (measured) = 0.205 mW/g

**Ch64/Zoom Scan (8x8x10)/Cube 1:** Measurement grid: dx=4mm, dy=4mm, dz=2.5mm
Reference Value = 0.000 V/m; Power Drift = 0.150 dB
Peak SAR (extrapolated) = 0.160 W/kg
**SAR(1 g) = 0.080 mW/g; SAR(10 g) = 0.035 mW/g**
Maximum value of SAR (measured) = 0.124 mW/g

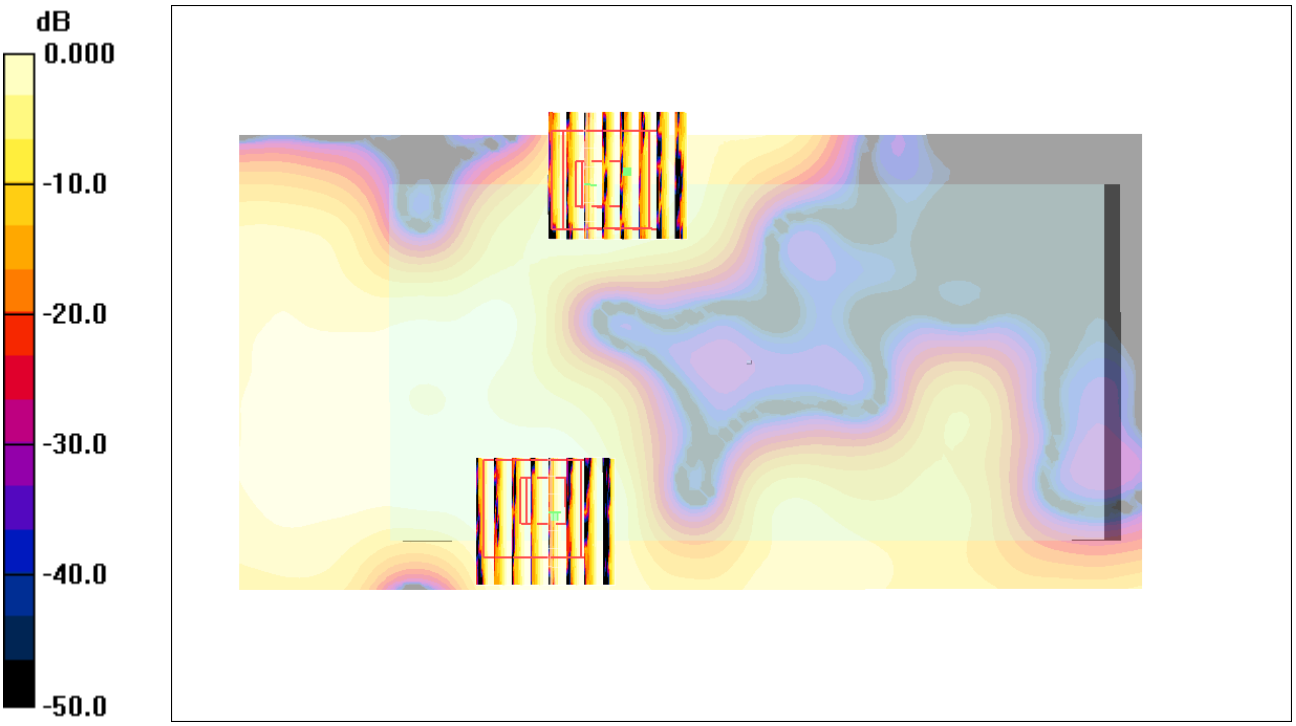


0 dB = 0.124mW/g

## #49 802.11a_Rear Face_1.5cm_Ch136

**DUT: 143002**

Communication System: 802.11a; Frequency: 5680 MHz;Duty Cycle: 1:1
Medium: MSL_5G_110623 Medium parameters used: f = 5680 MHz; $\sigma$ = 6.03 mho/m; $\varepsilon_r$ = 46.6; $\rho$ = 1000 kg/m$^3$
Ambient Temperature：22.3 ℃; Liquid Temperature：21.4 ℃

DASY4 Configuration:
- Probe: EX3DV4 - SN3731; ConvF(3.2, 3.2, 3.2); Calibrated: 2010/9/20
- Sensor-Surface: 4mm (Mechanical Surface Detection)Sensor-Surface: 2mm (Mechanical Surface Detection)
- Electronics: DAE3 Sn495; Calibrated: 2011/4/28
- Phantom: SAM_Right; Type: SAM; Serial: TP-1303
- Measurement SW: DASY4, V4.7 Build 80; Postprocessing SW: SEMCAD, V1.8 Build 186

**Ch136/Area Scan (101x201x1):** Measurement grid: dx=10mm, dy=10mm
Maximum value of SAR (interpolated) = 0.462 mW/g

**Ch136/Zoom Scan (8x8x10)/Cube 0:** Measurement grid: dx=4mm, dy=4mm, dz=2.5mm
Reference Value = 0.853 V/m; Power Drift = -0.167 dB
Peak SAR (extrapolated) = 0.850 W/kg
**SAR(1 g) = 0.426 mW/g; SAR(10 g) = 0.195 mW/g**
Maximum value of SAR (measured) = 0.650 mW/g

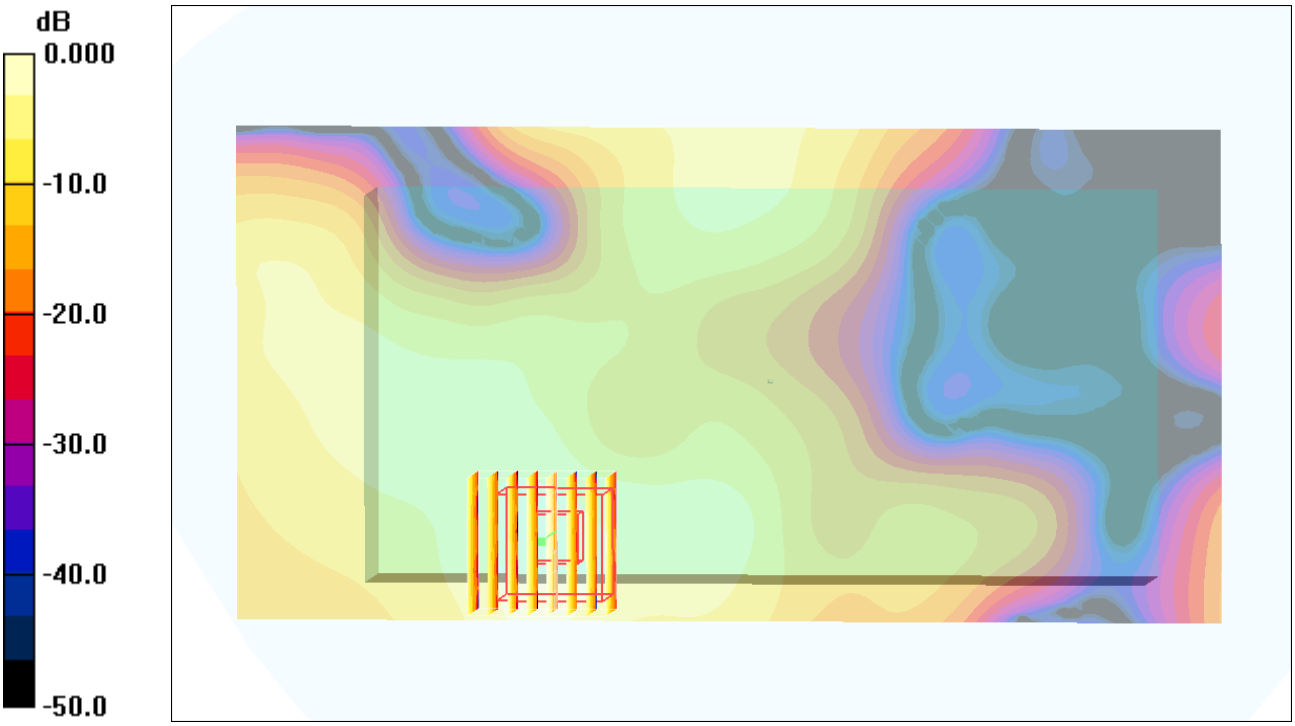


0 dB = 0.650mW/g

## #45 802.11a_Rear Face_1.5cm_Ch161_RS232

**DUT: 143002**

Communication System: 802.11a; Frequency: 5805 MHz;Duty Cycle: 1:1
Medium: MSL_5G_110623 Medium parameters used: f = 5805 MHz; $\sigma$ = 6.25 mho/m; $\varepsilon_r$ = 46.4; $\rho$ = 1000 kg/m$^3$
Ambient Temperature：22.3 ℃; Liquid Temperature：21.4 ℃

DASY4 Configuration:
- Probe: EX3DV4 - SN3731; ConvF(3.55, 3.55, 3.55); Calibrated: 2010/9/20
- Sensor-Surface: 4mm (Mechanical Surface Detection)Sensor-Surface: 2mm (Mechanical Surface Detection)
- Electronics: DAE3 Sn495; Calibrated: 2011/4/28
- Phantom: SAM_Right; Type: SAM; Serial: TP-1303
- Measurement SW: DASY4, V4.7 Build 80; Postprocessing SW: SEMCAD, V1.8 Build 186

**Ch161/Area Scan (121x201x1):** Measurement grid: dx=10mm, dy=10mm
Maximum value of SAR (interpolated) = 0.580 mW/g

**Ch161/Zoom Scan (8x8x10)/Cube 0:** Measurement grid: dx=4mm, dy=4mm, dz=2.5mm
Reference Value = 1.74 V/m; Power Drift = -0.167 dB
Peak SAR (extrapolated) = 1.06 W/kg
**SAR(1 g) = 0.509 mW/g; SAR(10 g) = 0.228 mW/g**
Maximum value of SAR (measured) = 0.789 mW/g

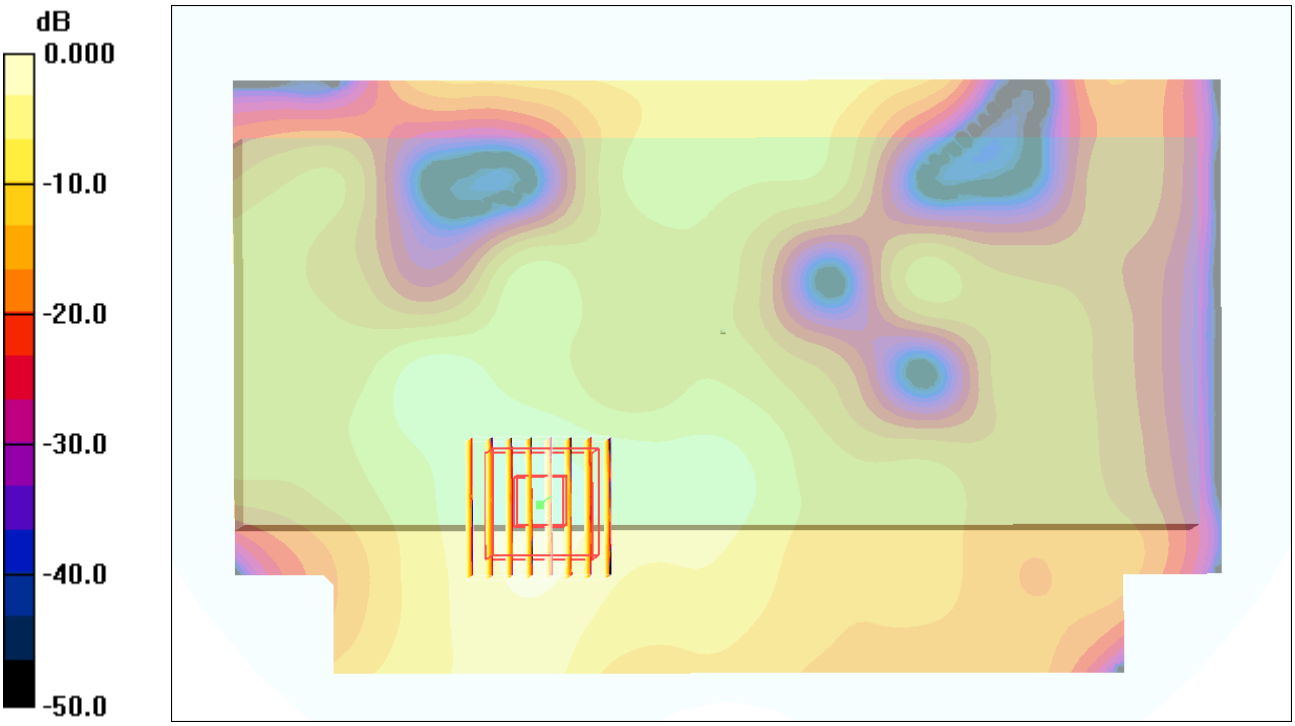


0 dB = 0.789mW/g

## #46 802.11a_Rear Face_1.5cm_Ch161_USB

**DUT: 143002**

Communication System: 802.11a; Frequency: 5805 MHz;Duty Cycle: 1:1
Medium: MSL_5G_110623 Medium parameters used: f = 5805 MHz; $\sigma$ = 6.25 mho/m; $\varepsilon_r$ = 46.4; $\rho$ = 1000 kg/m$^3$
Ambient Temperature：22.3 ℃; Liquid Temperature：21.4 ℃

DASY4 Configuration:
- Probe: EX3DV4 - SN3731; ConvF(3.55, 3.55, 3.55); Calibrated: 2010/9/20
- Sensor-Surface: 4mm (Mechanical Surface Detection)Sensor-Surface: 2mm (Mechanical Surface Detection)
- Electronics: DAE3 Sn495; Calibrated: 2011/4/28
- Phantom: SAM_Right; Type: SAM; Serial: TP-1303
- Measurement SW: DASY4, V4.7 Build 80; Postprocessing SW: SEMCAD, V1.8 Build 186

**Ch161/Area Scan (121x201x1):** Measurement grid: dx=10mm, dy=10mm
Maximum value of SAR (interpolated) = 0.492 mW/g

**Ch161/Zoom Scan (8x8x10)/Cube 0:** Measurement grid: dx=4mm, dy=4mm, dz=2.5mm
Reference Value = 2.74 V/m; Power Drift = -0.169 dB
Peak SAR (extrapolated) = 1.07 W/kg
**SAR(1 g) = 0.515 mW/g; SAR(10 g) = 0.233 mW/g**
Maximum value of SAR (measured) = 0.813 mW/g

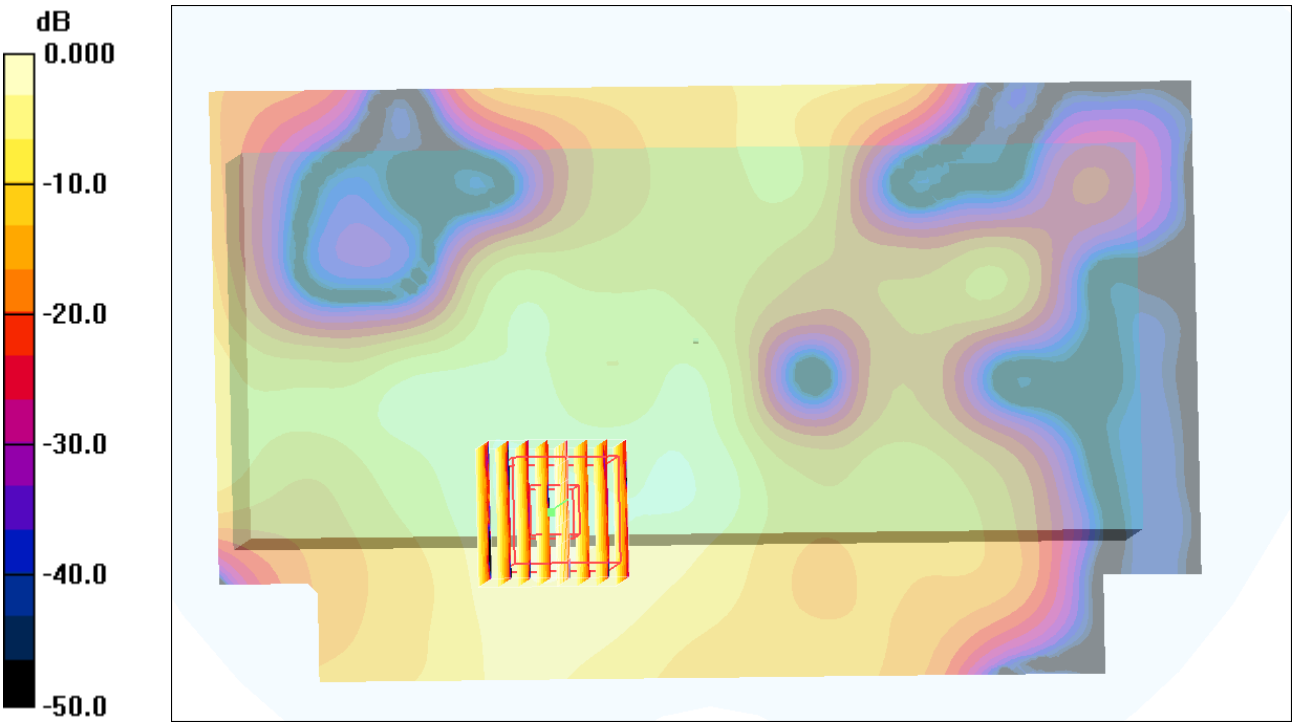


0 dB = 0.813mW/g