## #01 T-Coil_GSM850_Voice_Ch189_Axial (Z)

**DUT: 140905-02**

Communication System: GSM850; Frequency: 836.4 MHz;Duty Cycle: 1:8.3
Medium: Air Medium parameters used: $\sigma = 0$ mho/m, $\varepsilon_r = 1$; $\rho = 1$ kg/m$^3$
Ambient Temperature：22.5 ℃

DASY4 Configuration:
- Probe: AM1DV2 - 1038; ; Calibrated: 2011/1/18
- Sensor-Surface: 0mm (Fix Surface)
- Electronics: DAE3 Sn495; Calibrated: 2011/4/28
- Phantom: HAC Test Arch with AMCC; Type: SD HAC P01 BA;
- Measurement SW: DASY4, V4.7 Build 80; Postprocessing SW: SEMCAD, V1.8 Build 186

### Scans/z (axial) fine 2mm 8 x 8/ABM SNR(x,y,z) (5x5x1):

ABM1/ABM2 = 31.4 dB
ABM1 comp = 13.9 dB A/m
Location: 4, 8.2, 3.7 mm

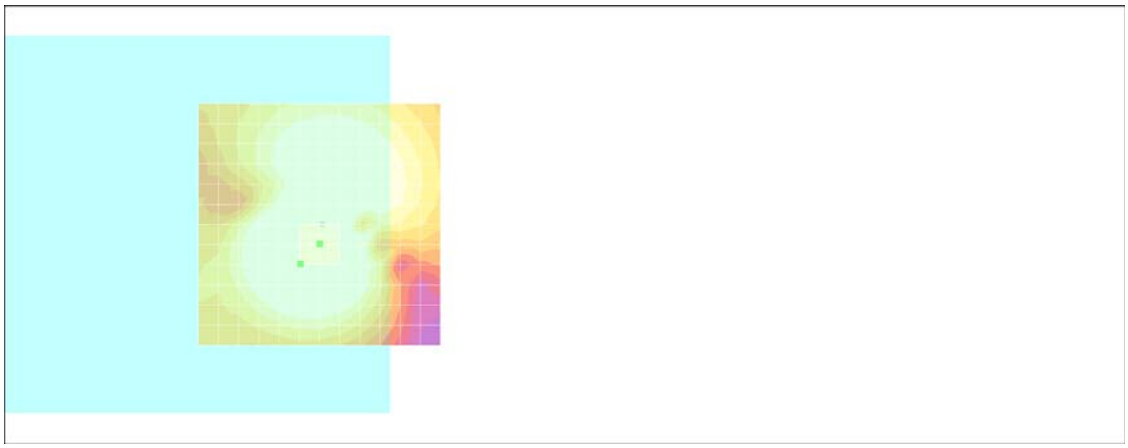

0 dB = 1.00A/m

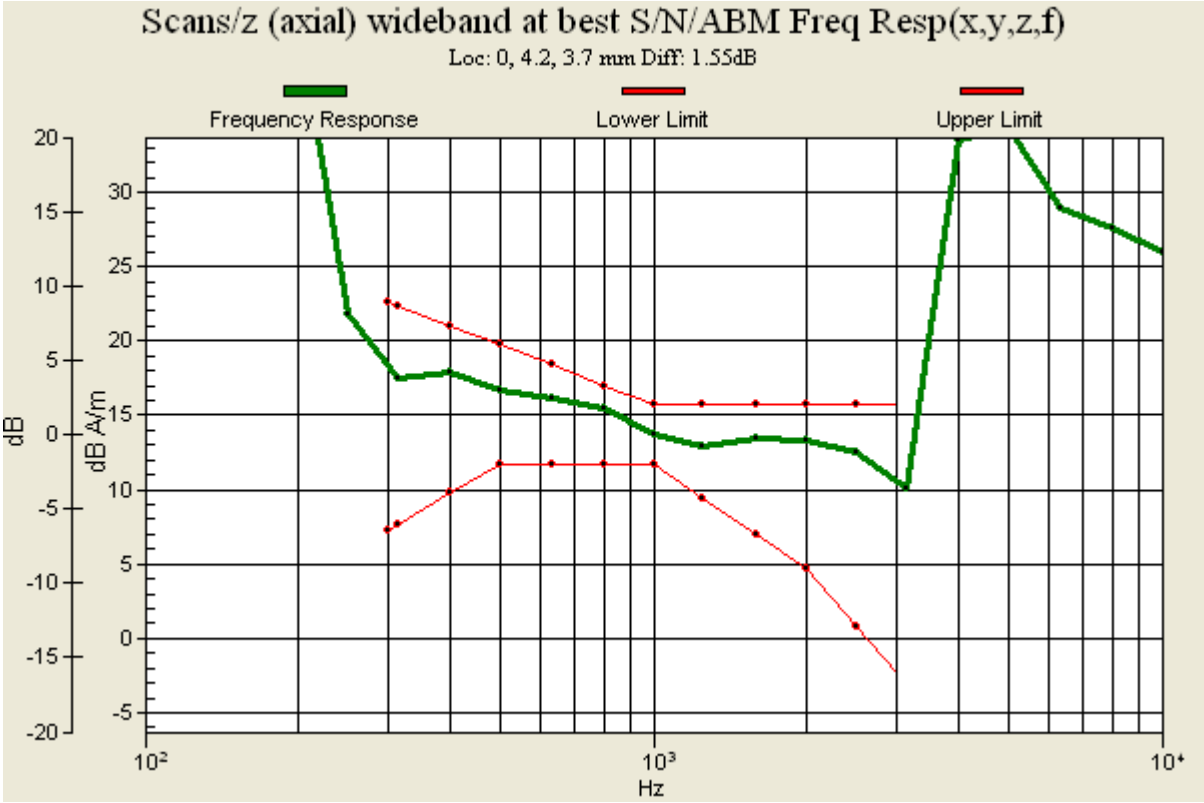
Scans/z (axial) wideband at best S/N/ABM Freq Resp(x,y,z,f)
Loc: 0, 4.2, 3.7 mm Diff: 1.55dB
Frequency Response
Lower Limit
Upper Limit
dB
dB A/m
Hz
20
15
10
5
0
-5
-10
-15
-20
30
25
20
15
10
5
0
-5
$10^2$
$10^3$
$10^4$

## #01 T-Coil_GSM850_Voice_Ch189_Radial 1 (X)

**DUT: 140905-02**

Communication System: GSM850; Frequency: 836.4 MHz;Duty Cycle: 1:8.3
Medium: Air Medium parameters used: $\sigma = 0$ mho/m, $\varepsilon_r = 1$; $\rho = 1$ kg/m$^3$
Ambient Temperature：22.5 ℃

DASY4 Configuration:
- Probe: AM1DV2 - 1038; ; Calibrated: 2011/1/18
- Sensor-Surface: 0mm (Fix Surface)
- Electronics: DAE3 Sn495; Calibrated: 2011/4/28
- Phantom: HAC Test Arch with AMCC; Type: SD HAC P01 BA;
- Measurement SW: DASY4, V4.7 Build 80; Postprocessing SW: SEMCAD, V1.8 Build 186

## Scans/x (longitudinal) fine 3mm 42 x 6/ABM SNR(x,y,z) (15x3x1):

ABM1/ABM2 = 27.5 dB
ABM1 comp = 18.6 dB A/m
Location: -4.2, -1.2, 3.7 mm



0 dB = 1.00A/m

## #01 T-Coil_GSM850_Voice_Ch189_Radial 2 (Y)

**DUT: 140905-02**

Communication System: GSM850; Frequency: 836.4 MHz;Duty Cycle: 1:8.3
Medium: Air Medium parameters used: $\sigma = 0$ mho/m, $\varepsilon_r = 1$; $\rho = 1$ kg/m$^3$
Ambient Temperature：22.5 ℃

DASY4 Configuration:
- Probe: AM1DV2 - 1038; ; Calibrated: 2011/1/18
- Sensor-Surface: 0mm (Fix Surface)
- Electronics: DAE3 Sn495; Calibrated: 2011/4/28
- Phantom: HAC Test Arch with AMCC; Type: SD HAC P01 BA;
- Measurement SW: DASY4, V4.7 Build 80; Postprocessing SW: SEMCAD, V1.8 Build 186

### Scans/y (transversal) fine 3mm 6 x 42/ABM SNR(x,y,z) (3x15x1):

ABM1/ABM2 = 21.0 dB
ABM1 comp = 14.6 dB A/m
Location: 1.2, -4.2, 3.7 mm



0 dB = 1.00A/m

## #02 T-Coil_GSM850_Voice_Ch128_Axial (Z)

**DUT: 140905-02**

Communication System: GSM850; Frequency: 824.2 MHz;Duty Cycle: 1:8.3
Medium: Air Medium parameters used: $\sigma = 0$ mho/m, $\varepsilon_r = 1$; $\rho = 1$ kg/m$^3$
Ambient Temperature：22.5 ℃

DASY4 Configuration:
- Probe: AM1DV2 - 1038; ; Calibrated: 2011/1/18
- Sensor-Surface: 0mm (Fix Surface)
- Electronics: DAE3 Sn495; Calibrated: 2011/4/28
- Phantom: HAC Test Arch with AMCC; Type: SD HAC P01 BA;
- Measurement SW: DASY4, V4.7 Build 80; Postprocessing SW: SEMCAD, V1.8 Build 186

## Scans/z (axial) fine 2mm 8 x 8/ABM SNR(x,y,z) (5x5x1):

ABM1/ABM2 = 33.4 dB
ABM1 comp = 12.5 dB A/m
Location: 4, 8.2, 3.7 mm

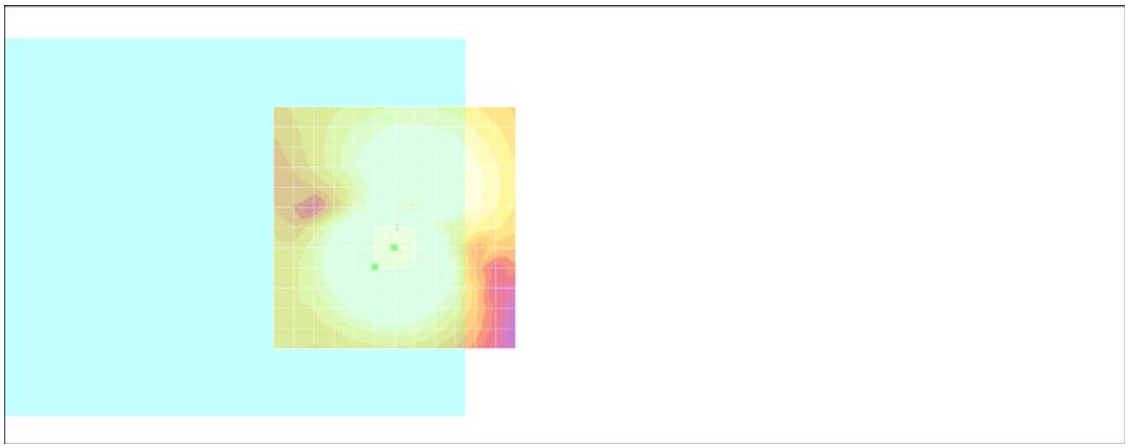

0 dB = 1.00A/m

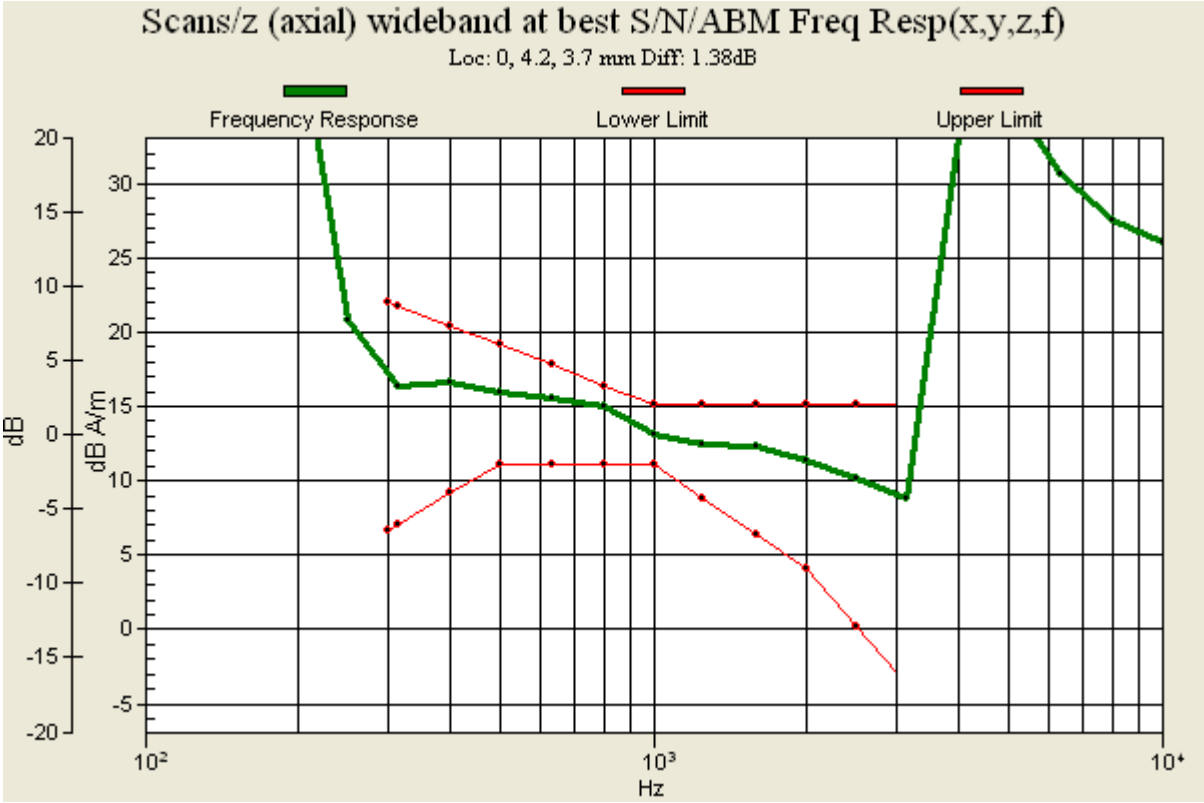
Scans/z (axial) wideband at best S/N/ABM Freq Resp(x,y,z,f)
Loc: 0, 4.2, 3.7 mm Diff: 1.38dB
Frequency Response
Lower Limit
Upper Limit
dB
dB A/m
Hz
20
15
10
5
0
-5
-10
-15
-20
30
25
20
15
10
5
0
-5
$10^2$
$10^3$
$10^4$

## #02 T-Coil_GSM850_Voice_Ch128_Radial 1 (X)

**DUT: 140905-02**

Communication System: GSM850; Frequency: 824.2 MHz;Duty Cycle: 1:8.3
Medium: Air Medium parameters used: $\sigma = 0$ mho/m, $\varepsilon_r = 1$; $\rho = 1$ kg/m$^3$
Ambient Temperature：22.5 ℃

DASY4 Configuration:
- Probe: AM1DV2 - 1038; ; Calibrated: 2011/1/18
- Sensor-Surface: 0mm (Fix Surface)
- Electronics: DAE3 Sn495; Calibrated: 2011/4/28
- Phantom: HAC Test Arch with AMCC; Type: SD HAC P01 BA;
- Measurement SW: DASY4, V4.7 Build 80; Postprocessing SW: SEMCAD, V1.8 Build 186

### Scans/x (longitudinal) fine 3mm 42 x 6/ABM SNR(x,y,z) (15x3x1):

ABM1/ABM2 = 28.0 dB
ABM1 comp = 16.7 dB A/m
Location: -7.2, -3, 3.7 mm

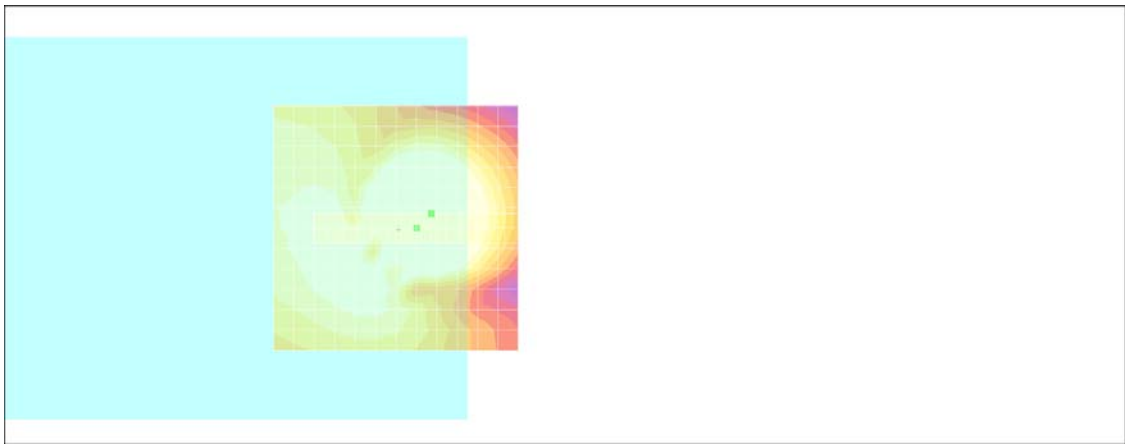

0 dB = 1.00A/m

## #02 T-Coil_GSM850_Voice_Ch128_Radial 2 (Y)

**DUT: 140905-02**

Communication System: GSM850; Frequency: 824.2 MHz;Duty Cycle: 1:8.3
Medium: Air Medium parameters used: $\sigma = 0$ mho/m, $\varepsilon_r = 1$; $\rho = 1$ kg/m$^3$
Ambient Temperature：22.5 ℃

DASY4 Configuration:
- Probe: AM1DV2 - 1038; ; Calibrated: 2011/1/18
- Sensor-Surface: 0mm (Fix Surface)
- Electronics: DAE3 Sn495; Calibrated: 2011/4/28
- Phantom: HAC Test Arch with AMCC; Type: SD HAC P01 BA;
- Measurement SW: DASY4, V4.7 Build 80; Postprocessing SW: SEMCAD, V1.8 Build 186

### Scans/y (transversal) fine 3mm 6 x 42/ABM SNR(x,y,z) (3x15x1):

ABM1/ABM2 = 20.9 dB
ABM1 comp = 13.9 dB A/m
Location: 0, -4.2, 3.7 mm

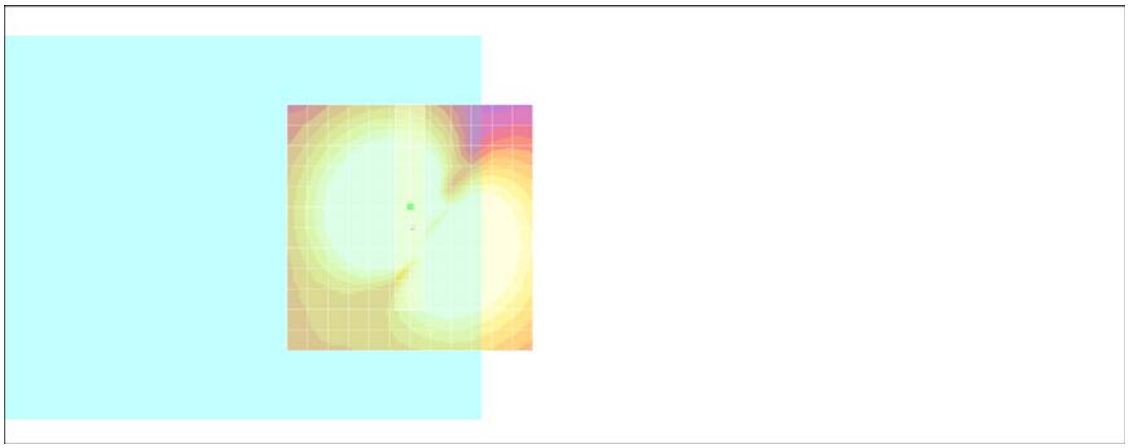

0 dB = 1.00A/m

## #03 T-Coil_GSM850_Voice_Ch189_Axial (Z)

**DUT: 140905-02**

Communication System: GSM850; Frequency: 836.4 MHz;Duty Cycle: 1:8.3
Medium: Air Medium parameters used: $\sigma = 0$ mho/m, $\varepsilon_r = 1$; $\rho = 1$ kg/m$^3$
Ambient Temperature：22.5 ℃

DASY4 Configuration:
- Probe: AM1DV2 - 1038; ; Calibrated: 2011/1/18
- Sensor-Surface: 0mm (Fix Surface)
- Electronics: DAE3 Sn495; Calibrated: 2011/4/28
- Phantom: HAC Test Arch with AMCC; Type: SD HAC P01 BA;
- Measurement SW: DASY4, V4.7 Build 80; Postprocessing SW: SEMCAD, V1.8 Build 186

## Scans/z (axial) fine 2mm 8 x 8/ABM SNR(x,y,z) (5x5x1):

ABM1/ABM2 = 32.1 dB
ABM1 comp = 15.3 dB A/m
Location: -2, 8.2, 3.7 mm

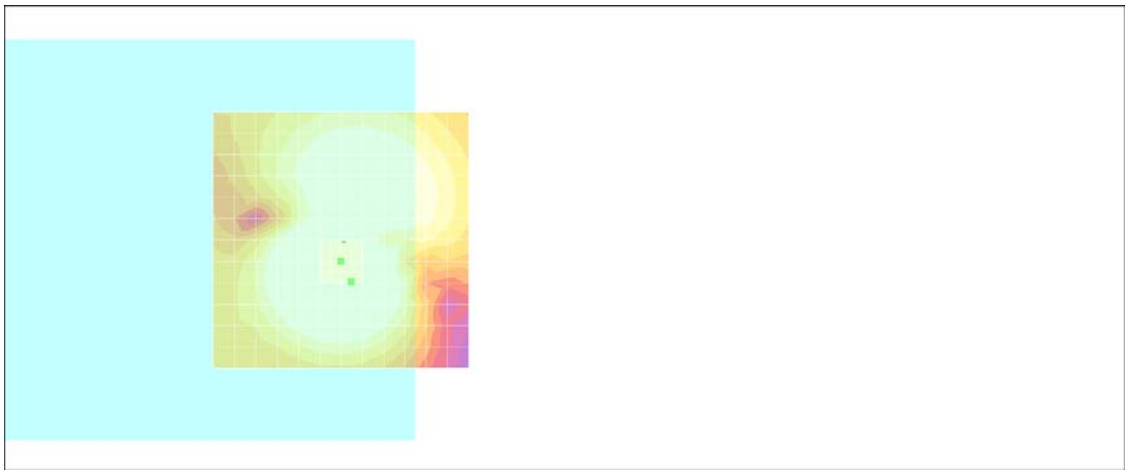

0 dB = 1.00A/m

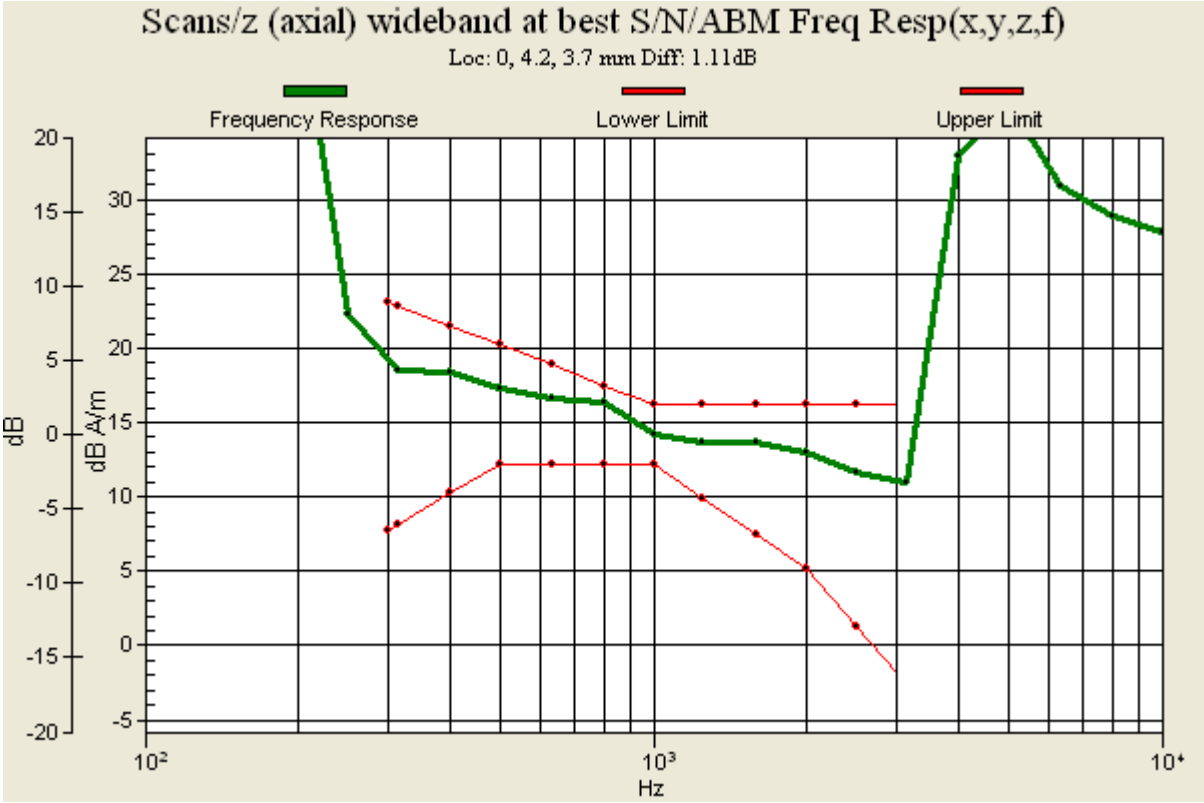
Scans/z (axial) wideband at best S/N/ABM Freq Resp(x,y,z,f)
Loc: 0, 4.2, 3.7 mm Diff: 1.11dB
Frequency Response
Lower Limit
Upper Limit
dB
dB A/m
Hz
20
15
10
5
0
-5
-10
-15
-20
30
25
20
15
10
5
0
-5
$10^2$
$10^3$
$10^4$

## #03 T-Coil_GSM850_Voice_Ch189_Radial 1 (X)

**DUT: 140905-02**

Communication System: GSM850; Frequency: 836.4 MHz;Duty Cycle: 1:8.3
Medium: Air Medium parameters used: $\sigma = 0$ mho/m, $\varepsilon_r = 1$; $\rho = 1$ kg/m$^3$
Ambient Temperature：22.5 ℃

DASY4 Configuration:
- Probe: AM1DV2 - 1038; ; Calibrated: 2011/1/18
- Sensor-Surface: 0mm (Fix Surface)
- Electronics: DAE3 Sn495; Calibrated: 2011/4/28
- Phantom: HAC Test Arch with AMCC; Type: SD HAC P01 BA;
- Measurement SW: DASY4, V4.7 Build 80; Postprocessing SW: SEMCAD, V1.8 Build 186

### Scans/x (longitudinal) fine 3mm 42 x 6/ABM SNR(x,y,z) (15x3x1):

ABM1/ABM2 = 28.2 dB
ABM1 comp = 16.9 dB A/m
Location: -7.2, -3, 3.7 mm

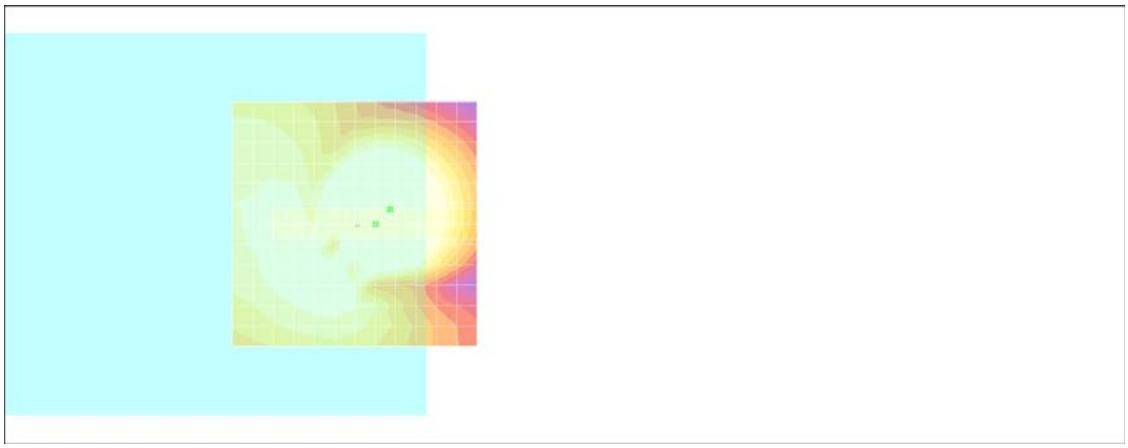

0 dB = 1.00A/m

## #03 T-Coil_GSM850_Voice_Ch189_Radial 2 (Y)

**DUT: 140905-02**

Communication System: GSM850; Frequency: 836.4 MHz;Duty Cycle: 1:8.3
Medium: Air Medium parameters used: $\sigma = 0$ mho/m, $\varepsilon_r = 1$; $\rho = 1$ kg/m$^3$
Ambient Temperature：22.5 ℃

DASY4 Configuration:
- Probe: AM1DV2 - 1038; ; Calibrated: 2011/1/18
- Sensor-Surface: 0mm (Fix Surface)
- Electronics: DAE3 Sn495; Calibrated: 2011/4/28
- Phantom: HAC Test Arch with AMCC; Type: SD HAC P01 BA;
- Measurement SW: DASY4, V4.7 Build 80; Postprocessing SW: SEMCAD, V1.8 Build 186

### Scans/y (transversal) fine 3mm 6 x 42/ABM SNR(x,y,z) (3x15x1):

ABM1/ABM2 = 21.8 dB
ABM1 comp = 15.4 dB A/m
Location: 1.2, -4.2, 3.7 mm

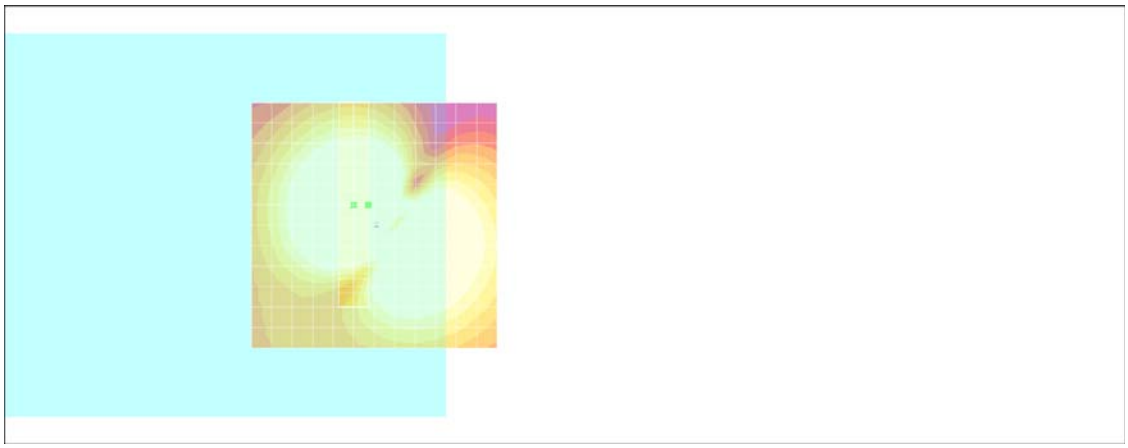

0 dB = 1.00A/m

## #04 T-Coil_GSM850_Voice_Ch251_Axial (Z)

**DUT: 728989**

Communication System: GSM850; Frequency: 848.8 MHz;Duty Cycle: 1:8.3
Medium: Air Medium parameters used: $\sigma = 0$ mho/m, $\varepsilon_r = 1$; $\rho = 1$ kg/m$^3$
Ambient Temperature：22.5 ℃

DASY4 Configuration:
- Probe: AM1DV2 - 1038; ; Calibrated: 2011/1/18
- Sensor-Surface: 0mm (Fix Surface)
- Electronics: DAE3 Sn495; Calibrated: 2011/4/28
- Phantom: HAC Test Arch with AMCC; Type: SD HAC P01 BA;
- Measurement SW: DASY4, V4.7 Build 80; Postprocessing SW: SEMCAD, V1.8 Build 186

## Scans/z (axial) fine 2mm 8 x 8/ABM SNR(x,y,z) (5x5x1):

ABM1/ABM2 = 33.1 dB
ABM1 comp = 12.7 dB A/m
Location: 4, 8.2, 3.7 mm

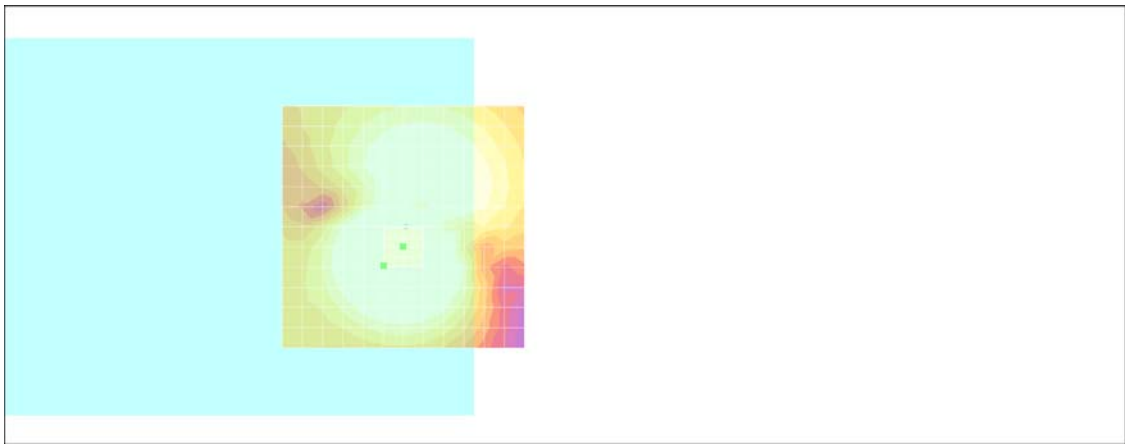

0 dB = 1.00A/m

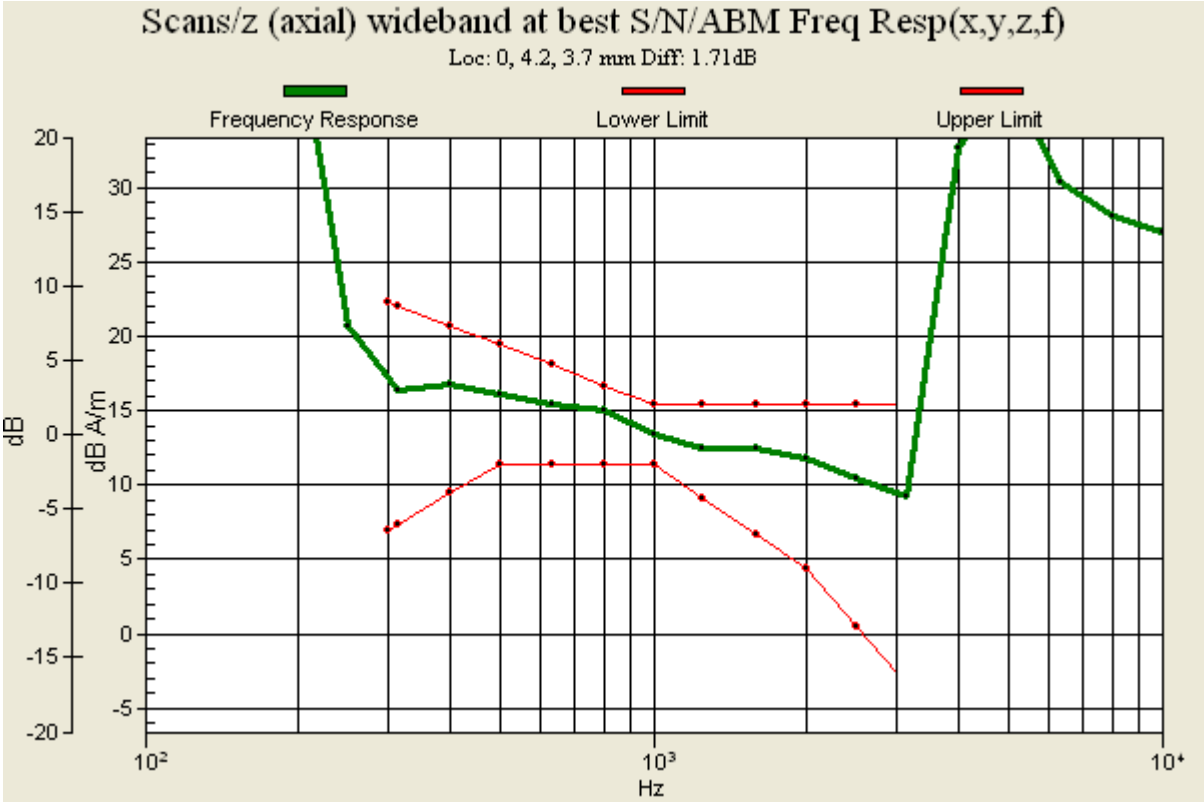
Scans/z (axial) wideband at best S/N/ABM Freq Resp(x,y,z,f)
Loc: 0, 4.2, 3.7 mm Diff: 1.71dB
Frequency Response
Lower Limit
Upper Limit
dB
dB A/m
Hz
20
15
10
5
0
-5
-10
-15
-20
30
25
20
15
10
5
0
-5
$10^2$
$10^3$
$10^4$

## #04 T-Coil_GSM850_Voice_Ch251_Radial 1 (X)

**DUT: 140905-02**

Communication System: GSM850; Frequency: 848.8 MHz;Duty Cycle: 1:8.3
Medium: Air Medium parameters used: $\sigma = 0$ mho/m, $\varepsilon_r = 1$; $\rho = 1$ kg/m$^3$
Ambient Temperature：22.5 ℃

DASY4 Configuration:
- Probe: AM1DV2 - 1038; ; Calibrated: 2011/1/18
- Sensor-Surface: 0mm (Fix Surface)
- Electronics: DAE3 Sn495; Calibrated: 2011/4/28
- Phantom: HAC Test Arch with AMCC; Type: SD HAC P01 BA;
- Measurement SW: DASY4, V4.7 Build 80; Postprocessing SW: SEMCAD, V1.8 Build 186

### Scans/x (longitudinal) fine 3mm 42 x 6/ABM SNR(x,y,z) (15x3x1):

ABM1/ABM2 = 27.9 dB
ABM1 comp = 16.5 dB A/m
Location: -7.2, 0, 3.7 mm

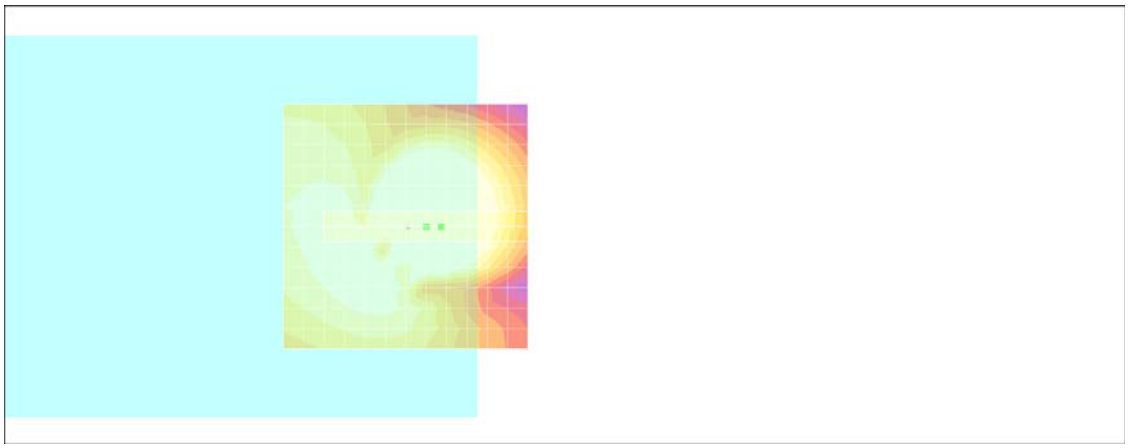

0 dB = 1.00A/m

## #04 T-Coil_GSM850_Voice_Ch251_Radial 2 (Y)

**DUT:140905-02**

Communication System: GSM850; Frequency: 848.8 MHz;Duty Cycle: 1:8.3
Medium: Air Medium parameters used: $\sigma = 0$ mho/m, $\varepsilon_r = 1$; $\rho = 1$ kg/m$^3$
Ambient Temperature：22.5 ℃

DASY4 Configuration:
- Probe: AM1DV2 - 1038; ; Calibrated: 2011/1/18
- Sensor-Surface: 0mm (Fix Surface)
- Electronics: DAE3 Sn495; Calibrated: 2011/4/28
- Phantom: HAC Test Arch with AMCC; Type: SD HAC P01 BA;
- Measurement SW: DASY4, V4.7 Build 80; Postprocessing SW: SEMCAD, V1.8 Build 186

### Scans/y (transversal) fine 3mm 6 x 42/ABM SNR(x,y,z) (3x15x1):

ABM1/ABM2 = 21.0 dB
ABM1 comp = 14.4 dB A/m
Location: 1.2, -4.2, 3.7 mm

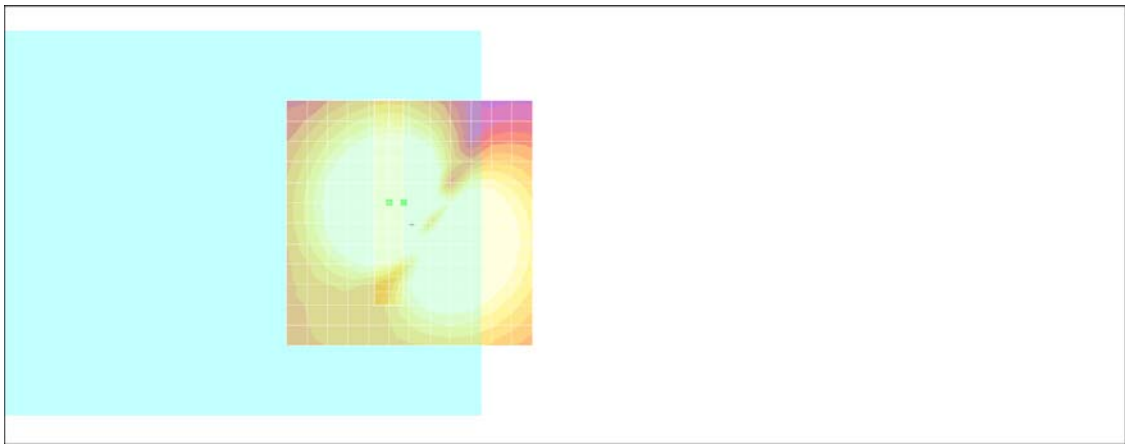

0 dB = 1.00A/m

## #05 T-Coil_GSM1900_Voice_Ch512_Axial (Z)

**DUT: 140905-02**

Communication System: PCS; Frequency: 1850.2 MHz;Duty Cycle: 1:8.3
Medium: Air Medium parameters used: $\sigma = 0$ mho/m, $\varepsilon_r = 1$; $\rho = 1$ kg/m$^3$
Ambient Temperature：22.3 ℃

DASY4 Configuration:
- Probe: AM1DV2 - 1038; ; Calibrated: 2011/1/18
- Sensor-Surface: 0mm (Fix Surface)
- Electronics: DAE3 Sn495; Calibrated: 2011/4/28
- Phantom: HAC Test Arch with AMCC; Type: SD HAC P01 BA;
- Measurement SW: DASY4, V4.7 Build 80; Postprocessing SW: SEMCAD, V1.8 Build 186

### Scans/z (axial) fine 2mm 8 x 8/ABM SNR(x,y,z) (5x5x1):

ABM1/ABM2 = 34.0 dB
ABM1 comp = 13.1 dB A/m
Location: 4, 8.2, 3.7 mm

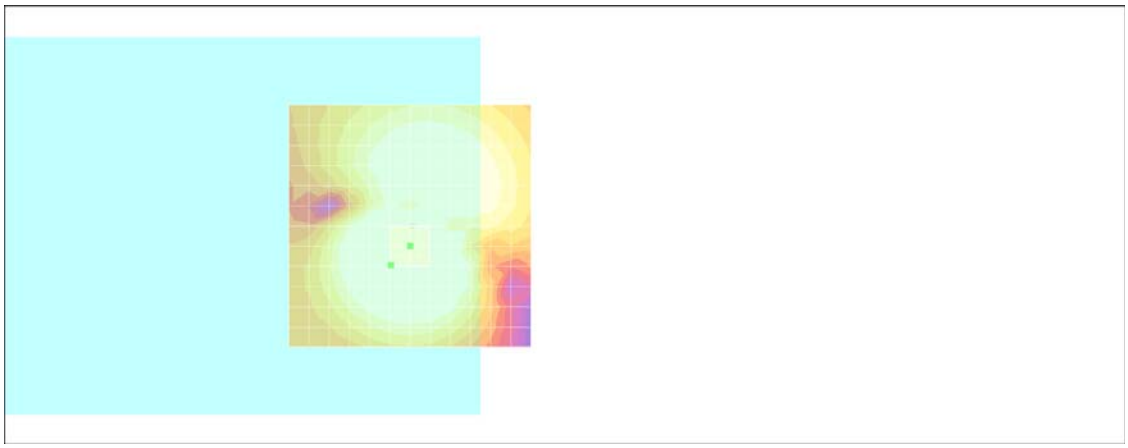

0 dB = 1.00A/m

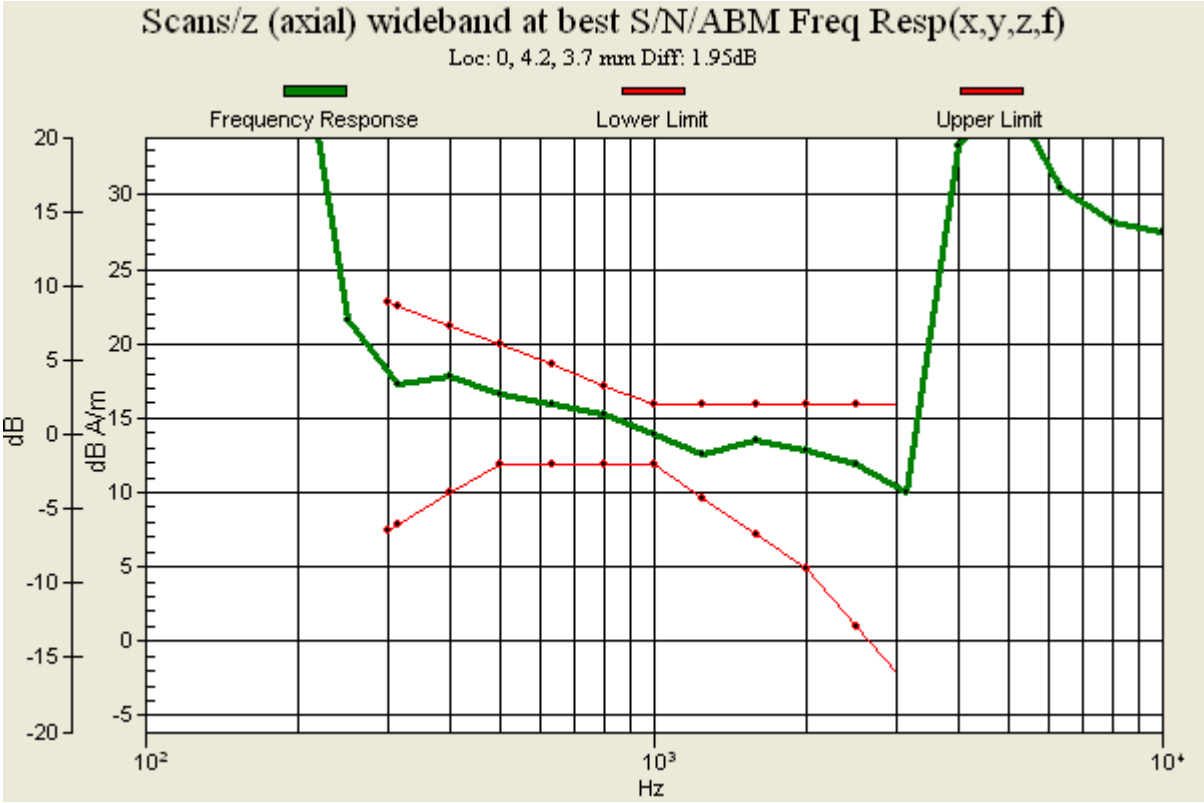
Scans/z (axial) wideband at best S/N/ABM Freq Resp(x,y,z,f)
Loc: 0, 4.2, 3.7 mm Diff: 1.95dB
Frequency Response
Lower Limit
Upper Limit
dB
dB A/m
Hz
20
15
10
5
0
-5
-10
-15
-20
30
25
20
15
10
5
0
-5
$10^2$
$10^3$
$10^4$

## #05 T-Coil_GSM1900_Voice_Ch512_Radial 1 (X)

**DUT: 140905-02**

Communication System: PCS; Frequency: 1850.2 MHz;Duty Cycle: 1:8.3
Medium: Air Medium parameters used: $\sigma = 0$ mho/m, $\varepsilon_r = 1$; $\rho = 1$ kg/m$^3$
Ambient Temperature：22.3 ℃

DASY4 Configuration:
- Probe: AM1DV2 - 1038; ; Calibrated: 2011/1/18
- Sensor-Surface: 0mm (Fix Surface)
- Electronics: DAE3 Sn495; Calibrated: 2011/4/28
- Phantom: HAC Test Arch with AMCC; Type: SD HAC P01 BA;
- Measurement SW: DASY4, V4.7 Build 80; Postprocessing SW: SEMCAD, V1.8 Build 186

### Scans/x (longitudinal) fine 3mm 42 x 6/ABM SNR(x,y,z) (15x3x1):

ABM1/ABM2 = 31.4 dB
ABM1 comp = 16.9 dB A/m
Location: -7.2, -3, 3.7 mm

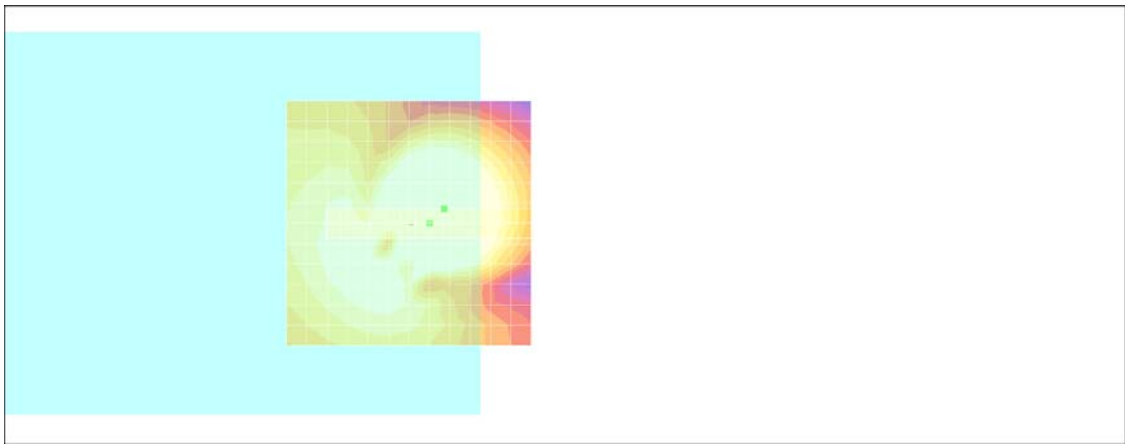

0 dB = 1.00A/m

## #05 T-Coil_GSM1900_Voice_Ch512_Radial 2 (Y)

**DUT: 140905-02**

Communication System: PCS; Frequency: 1850.2 MHz;Duty Cycle: 1:8.3
Medium: Air Medium parameters used: $\sigma = 0$ mho/m, $\varepsilon_r = 1$; $\rho = 1$ kg/m$^3$
Ambient Temperature：22.3 ℃

DASY4 Configuration:
- Probe: AM1DV2 - 1038; ; Calibrated: 2011/1/18
- Sensor-Surface: 0mm (Fix Surface)
- Electronics: DAE3 Sn495; Calibrated: 2011/4/28
- Phantom: HAC Test Arch with AMCC; Type: SD HAC P01 BA;
- Measurement SW: DASY4, V4.7 Build 80; Postprocessing SW: SEMCAD, V1.8 Build 186

### Scans/y (transversal) fine 3mm 6 x 42/ABM SNR(x,y,z) (3x15x1):

ABM1/ABM2 = 26.4 dB
ABM1 comp = 14.6 dB A/m
Location: 0, -4.2, 3.7 mm

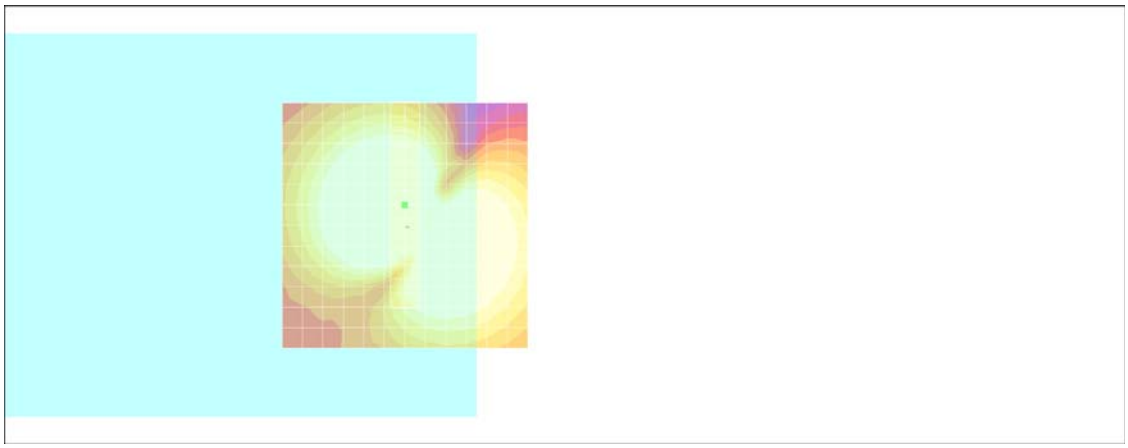

0 dB = 1.00A/m

## #06 T-Coil_GSM1900_Voice_Ch661_Axial (Z)

**DUT: 140905-02**

Communication System: PCS; Frequency: 1880 MHz;Duty Cycle: 1:8.3
Medium: Air Medium parameters used: $\sigma = 0$ mho/m, $\varepsilon_r = 1$; $\rho = 1$ kg/m$^3$
Ambient Temperature：22.3 ℃

DASY4 Configuration:
- Probe: AM1DV2 - 1038; ; Calibrated: 2011/1/18
- Sensor-Surface: 0mm (Fix Surface)
- Electronics: DAE3 Sn495; Calibrated: 2011/4/28
- Phantom: HAC Test Arch with AMCC; Type: SD HAC P01 BA;
- Measurement SW: DASY4, V4.7 Build 80; Postprocessing SW: SEMCAD, V1.8 Build 186

### Scans/z (axial) fine 2mm 8 x 8/ABM SNR(x,y,z) (5x5x1):

ABM1/ABM2 = 33.7 dB
ABM1 comp = 13.1 dB A/m
Location: 4, 8.2, 3.7 mm

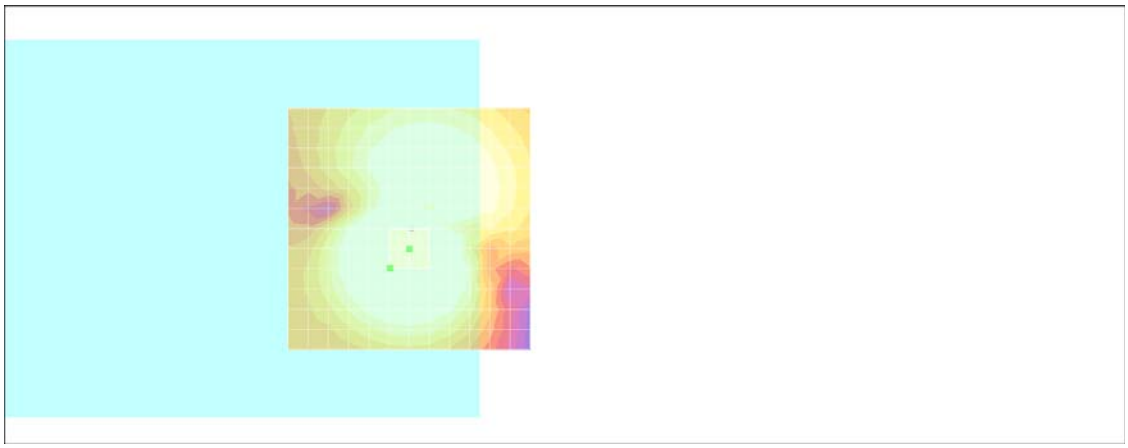

0 dB = 1.00A/m

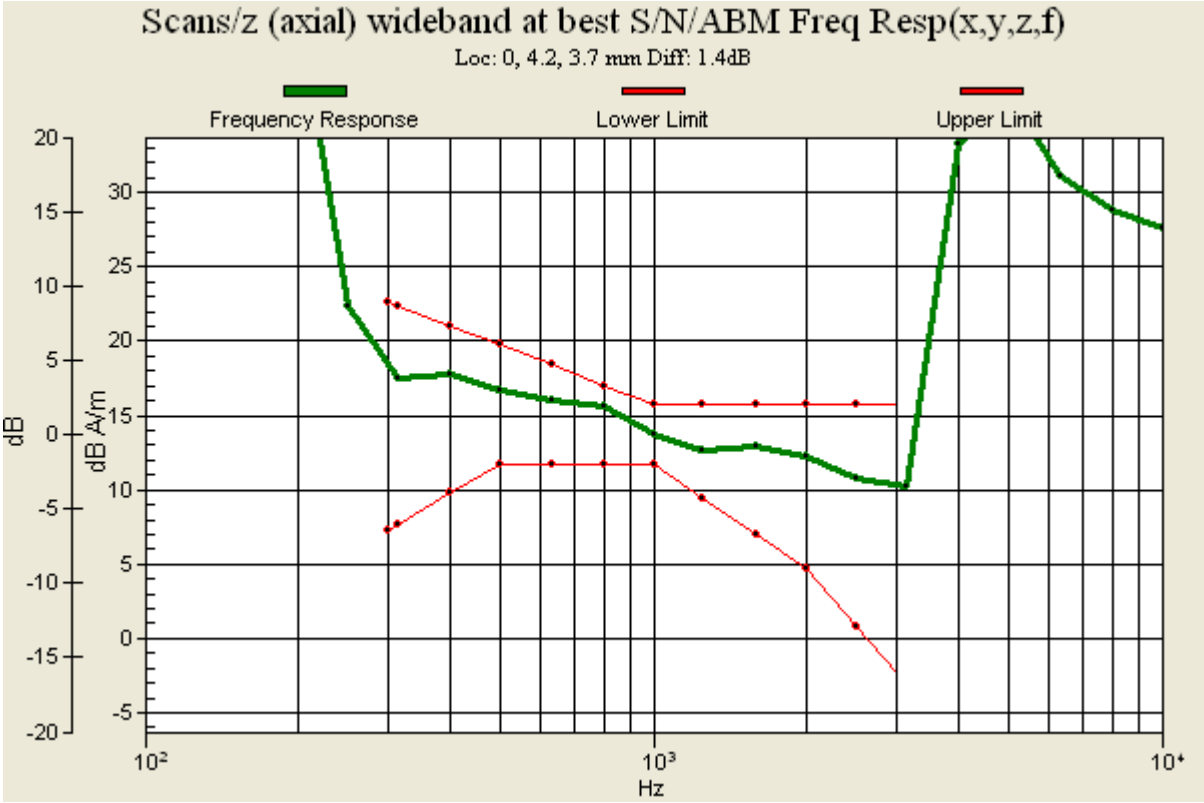
Scans/z (axial) wideband at best S/N/ABM Freq Resp(x,y,z,f)
Loc: 0, 4.2, 3.7 mm Diff: 1.4dB
Frequency Response
Lower Limit
Upper Limit
dB
dB A/m
Hz
20
15
10
5
0
-5
-10
-15
-20
30
25
20
15
10
5
0
-5
$10^2$
$10^3$
$10^4$

## #06 T-Coil_GSM1900_Voice_Ch661_Radial 1 (X)

**DUT: 140905-02**

Communication System: PCS; Frequency: 1880 MHz;Duty Cycle: 1:8.3
Medium: Air Medium parameters used: $\sigma = 0$ mho/m, $\varepsilon_r = 1$; $\rho = 1$ kg/m$^3$
Ambient Temperature：22.3 ℃

DASY4 Configuration:
- Probe: AM1DV2 - 1038; ; Calibrated: 2011/1/18
- Sensor-Surface: 0mm (Fix Surface)
- Electronics: DAE3 Sn495; Calibrated: 2011/4/28
- Phantom: HAC Test Arch with AMCC; Type: SD HAC P01 BA;
- Measurement SW: DASY4, V4.7 Build 80; Postprocessing SW: SEMCAD, V1.8 Build 186

### Scans/x (longitudinal) fine 3mm 42 x 6/ABM SNR(x,y,z) (15x3x1):

ABM1/ABM2 = 31.3 dB
ABM1 comp = 16.4 dB A/m
Location: -7.2, -4.2, 3.7 mm

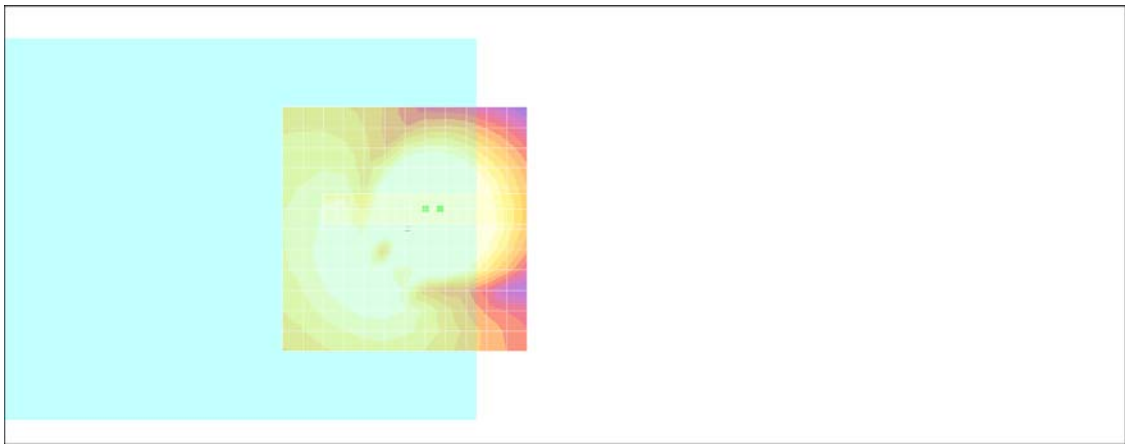

0 dB = 1.00A/m

## #06 T-Coil_GSM1900_Voice_Ch661_Radial 2 (Y)

**DUT: 140905-02**

Communication System: PCS; Frequency: 1880 MHz;Duty Cycle: 1:8.3
Medium: Air Medium parameters used: $\sigma = 0$ mho/m, $\varepsilon_r = 1$; $\rho = 1$ kg/m$^3$
Ambient Temperature：22.3 ℃

DASY4 Configuration:
- Probe: AM1DV2 - 1038; ; Calibrated: 2011/1/18
- Sensor-Surface: 0mm (Fix Surface)
- Electronics: DAE3 Sn495; Calibrated: 2011/4/28
- Phantom: HAC Test Arch with AMCC; Type: SD HAC P01 BA;
- Measurement SW: DASY4, V4.7 Build 80; Postprocessing SW: SEMCAD, V1.8 Build 186

### Scans/y (transversal) fine 3mm 6 x 42/ABM SNR(x,y,z) (3x15x1):

ABM1/ABM2 = 26.3 dB
ABM1 comp = 15.2 dB A/m
Location: 3, -4.2, 3.7 mm

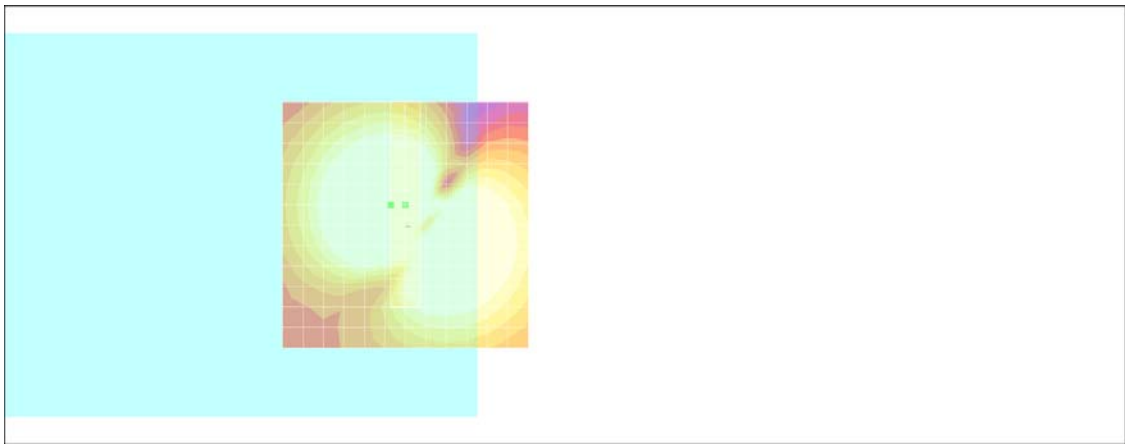

0 dB = 1.00A/m

## #07 T-Coil_GSM1900_Voice_Ch810_Axial (Z)

**DUT: 140905-02**

Communication System: PCS; Frequency: 1909.8 MHz;Duty Cycle: 1:8.3
Medium: Air Medium parameters used: $\sigma = 0$ mho/m, $\varepsilon_r = 1$; $\rho = 1$ kg/m$^3$
Ambient Temperature：22.3 ℃

DASY4 Configuration:
- Probe: AM1DV2 - 1038; ; Calibrated: 2011/1/18
- Sensor-Surface: 0mm (Fix Surface)
- Electronics: DAE3 Sn495; Calibrated: 2011/4/28
- Phantom: HAC Test Arch with AMCC; Type: SD HAC P01 BA;
- Measurement SW: DASY4, V4.7 Build 80; Postprocessing SW: SEMCAD, V1.8 Build 186

### Scans/z (axial) fine 2mm 8 x 8/ABM SNR(x,y,z) (5x5x1):

ABM1/ABM2 = 33.9 dB
ABM1 comp = 14.3 dB A/m
Location: 2, 8.2, 3.7 mm

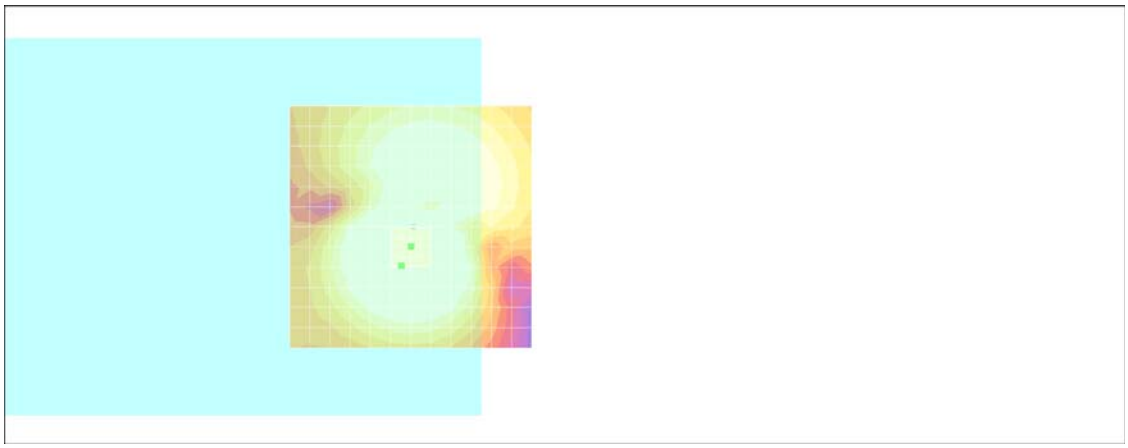

0 dB = 1.00A/m

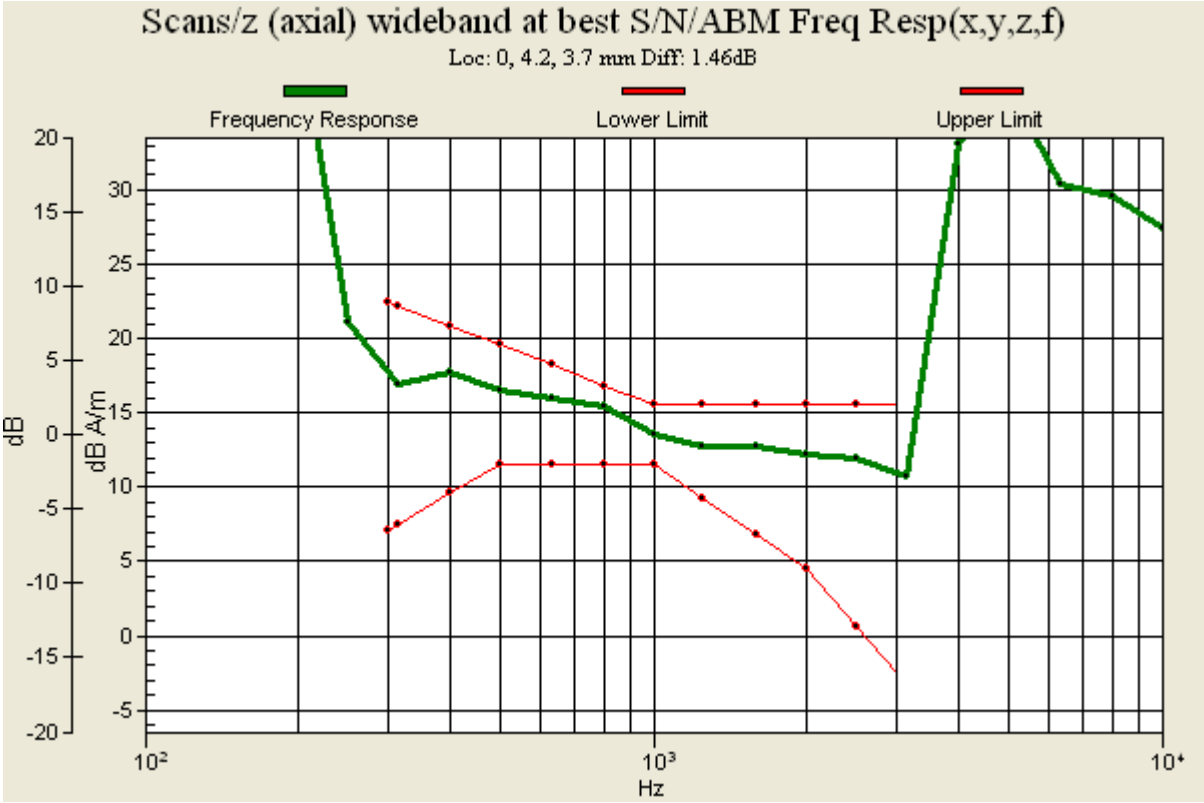
Scans/z (axial) wideband at best S/N/ABM Freq Resp(x,y,z,f)
Loc: 0, 4.2, 3.7 mm Diff: 1.46dB
Frequency Response
Lower Limit
Upper Limit
dB
dB A/m
Hz
20
15
10
5
0
-5
-10
-15
-20
30
25
20
15
10
5
0
-5
$10^2$
$10^3$
$10^4$

## #07 T-Coil_GSM1900_Voice_Ch810_Radial 1 (X)

**DUT: 140905-02**

Communication System: PCS; Frequency: 1909.8 MHz;Duty Cycle: 1:8.3
Medium: Air Medium parameters used: $\sigma = 0$ mho/m, $\varepsilon_r = 1$; $\rho = 1$ kg/m$^3$
Ambient Temperature：22.3 ℃

DASY4 Configuration:
- Probe: AM1DV2 - 1038; ; Calibrated: 2011/1/18
- Sensor-Surface: 0mm (Fix Surface)
- Electronics: DAE3 Sn495; Calibrated: 2011/4/28
- Phantom: HAC Test Arch with AMCC; Type: SD HAC P01 BA;
- Measurement SW: DASY4, V4.7 Build 80; Postprocessing SW: SEMCAD, V1.8 Build 186

### Scans/x (longitudinal) fine 3mm 42 x 6/ABM SNR(x,y,z) (15x3x1):

ABM1/ABM2 = 31.3 dB
ABM1 comp = 16.6 dB A/m
Location: -7.2, -4.2, 3.7 mm

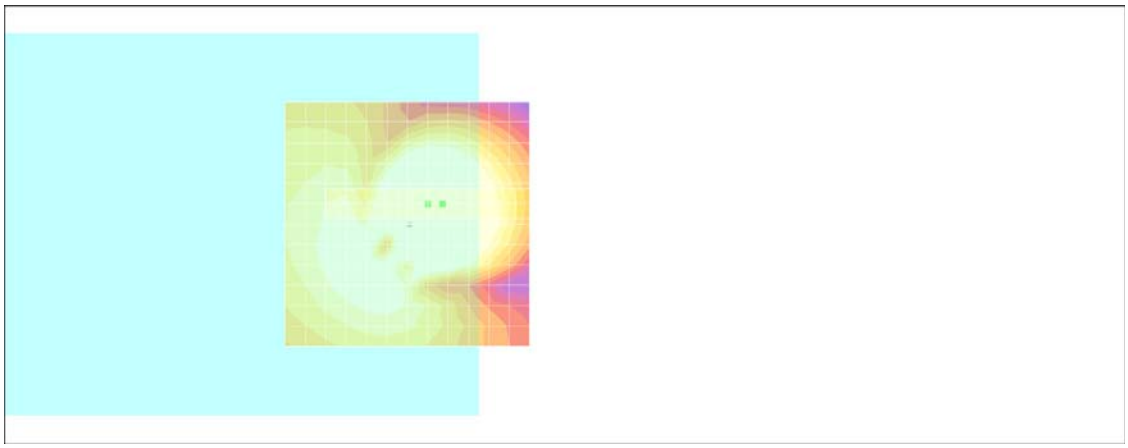

0 dB = 1.00A/m

## #07 T-Coil_GSM1900_Voice_Ch810_Radial 2 (Y)

**DUT: 140905-02**

Communication System: PCS; Frequency: 1909.8 MHz;Duty Cycle: 1:8.3
Medium: Air Medium parameters used: $\sigma = 0$ mho/m, $\varepsilon_r = 1$; $\rho = 1$ kg/m$^3$
Ambient Temperature：22.3 ℃

DASY4 Configuration:
- Probe: AM1DV2 - 1038; ; Calibrated: 2011/1/18
- Sensor-Surface: 0mm (Fix Surface)
- Electronics: DAE3 Sn495; Calibrated: 2011/4/28
- Phantom: HAC Test Arch with AMCC; Type: SD HAC P01 BA;
- Measurement SW: DASY4, V4.7 Build 80; Postprocessing SW: SEMCAD, V1.8 Build 186

### Scans/y (transversal) fine 3mm 6 x 42/ABM SNR(x,y,z) (3x15x1):

ABM1/ABM2 = 26.2 dB
ABM1 comp = 14.5 dB A/m
Location: 0, -4.2, 3.7 mm

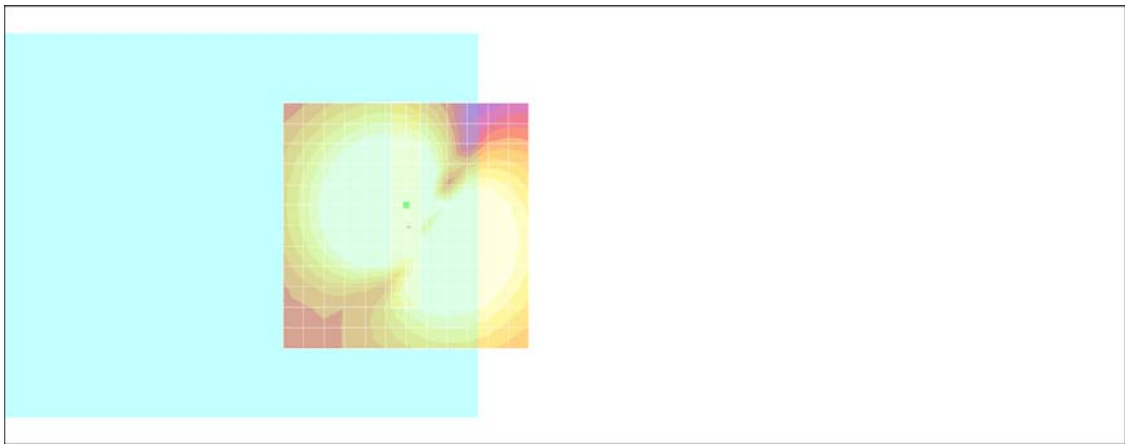

0 dB = 1.00A/m

## #08 T-Coil_WCDMA V_Voice_Ch4132_Axial (Z)

**DUT: 140905-02**

Communication System: WCDMA; Frequency: 826.4 MHz;Duty Cycle: 1:1
Medium: Air Medium parameters used: $\sigma = 0$ mho/m, $\varepsilon_r = 1$; $\rho = 1$ kg/m$^3$
Ambient Temperature：22.5 ℃

DASY4 Configuration:
- Probe: AM1DV2 - 1038; ; Calibrated: 2011/1/18
- Sensor-Surface: 0mm (Fix Surface)
- Electronics: DAE3 Sn495; Calibrated: 2011/4/28
- Phantom: HAC Test Arch with AMCC; Type: SD HAC P01 BA;
- Measurement SW: DASY4, V4.7 Build 80; Postprocessing SW: SEMCAD, V1.8 Build 186

## Scans/z (axial) fine 2mm 8 x 8/ABM SNR(x,y,z) (5x5x1):

ABM1/ABM2 = 35.7 dB
ABM1 comp = 12.8 dB A/m
Location: 4, 0.2, 3.7 mm

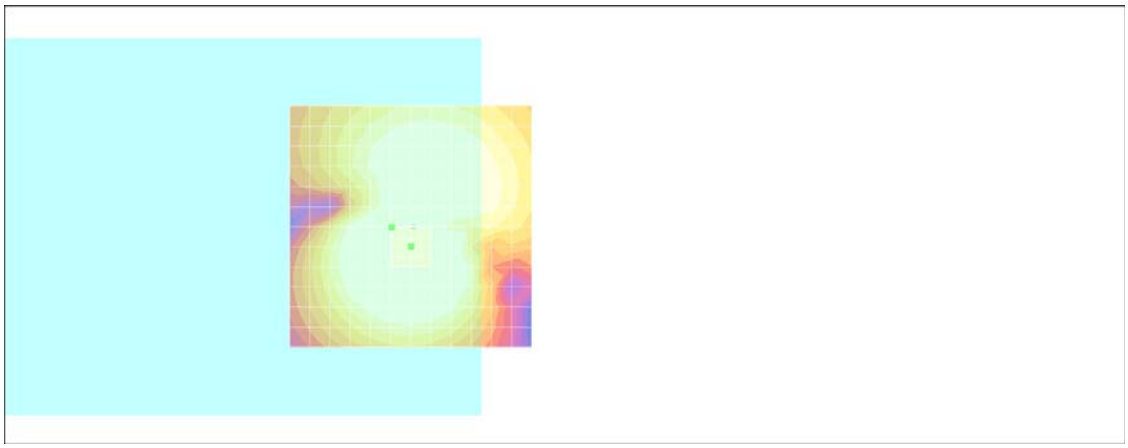

0 dB = 1.00A/m

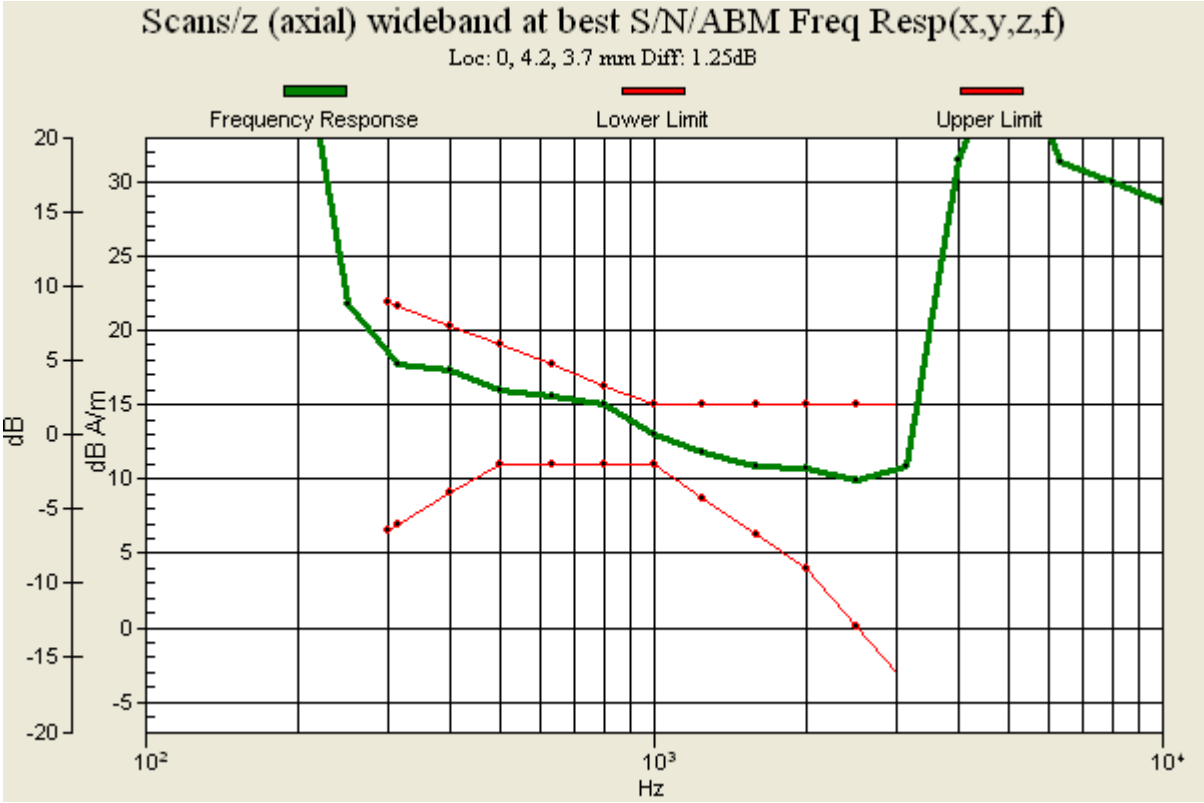
Scans/z (axial) wideband at best S/N/ABM Freq Resp(x,y,z,f)
Loc: 0, 4.2, 3.7 mm Diff: 1.25dB
Frequency Response
Lower Limit
Upper Limit
dB
dB A/m
Hz
20
15
10
5
0
-5
-10
-15
-20
30
25
20
15
10
5
0
-5
$10^2$
$10^3$
$10^4$

## #08 T-Coil_WCDMA V_Voice_Ch4132_Radial 1 (X)

**DUT: 140905-02**

Communication System: WCDMA; Frequency: 826.4 MHz;Duty Cycle: 1:1
Medium: Air Medium parameters used: $\sigma = 0$ mho/m, $\varepsilon_r = 1$; $\rho = 1$ kg/m$^3$
Ambient Temperature：22.5 ℃

DASY4 Configuration:
- Probe: AM1DV2 - 1038; ; Calibrated: 2011/1/18
- Sensor-Surface: 0mm (Fix Surface)
- Electronics: DAE3 Sn495; Calibrated: 2011/4/28
- Phantom: HAC Test Arch with AMCC; Type: SD HAC P01 BA;
- Measurement SW: DASY4, V4.7 Build 80; Postprocessing SW: SEMCAD, V1.8 Build 186

## Scans/x (longitudinal) fine 3mm 42 x 6/ABM SNR(x,y,z) (15x3x1):

ABM1/ABM2 = 35.8 dB
ABM1 comp = 12.5 dB A/m
Location: 1.8, 0, 3.7 mm

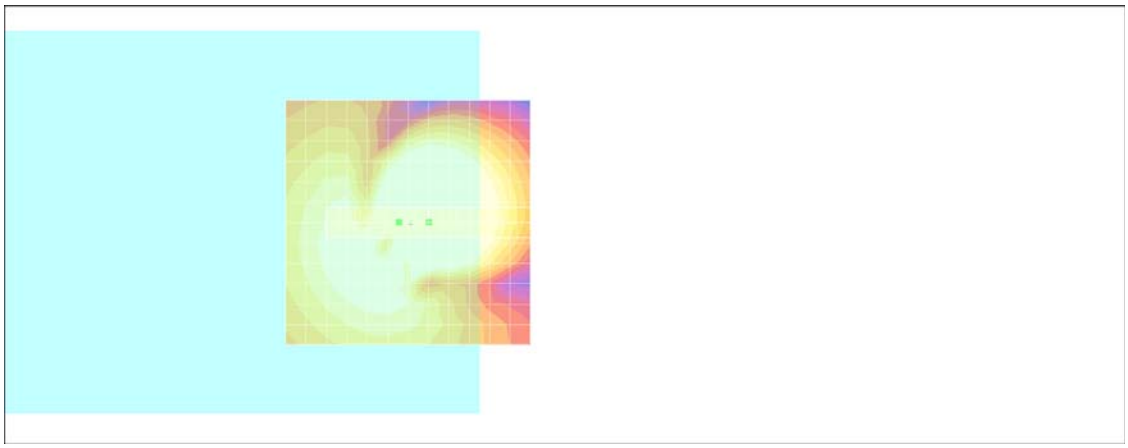

0 dB = 1.00A/m

## #08 T-Coil_WCDMA V_Voice_Ch4132_Radial 2 (Y)

**DUT: 140905-02**

Communication System: WCDMA; Frequency: 826.4 MHz;Duty Cycle: 1:1
Medium: Air Medium parameters used: $\sigma = 0$ mho/m, $\varepsilon_r = 1$; $\rho = 1$ kg/m$^3$
Ambient Temperature：22.5 ℃

DASY4 Configuration:
- Probe: AM1DV2 - 1038; ; Calibrated: 2011/1/18
- Sensor-Surface: 0mm (Fix Surface)
- Electronics: DAE3 Sn495; Calibrated: 2011/4/28
- Phantom: HAC Test Arch with AMCC; Type: SD HAC P01 BA;
- Measurement SW: DASY4, V4.7 Build 80; Postprocessing SW: SEMCAD, V1.8 Build 186

### Scans/y (transversal) fine 3mm 6 x 42/ABM SNR(x,y,z) (3x15x1):

ABM1/ABM2 = 35.8 dB
ABM1 comp = 12.2 dB A/m
Location: 7.2, -4.2, 3.7 mm

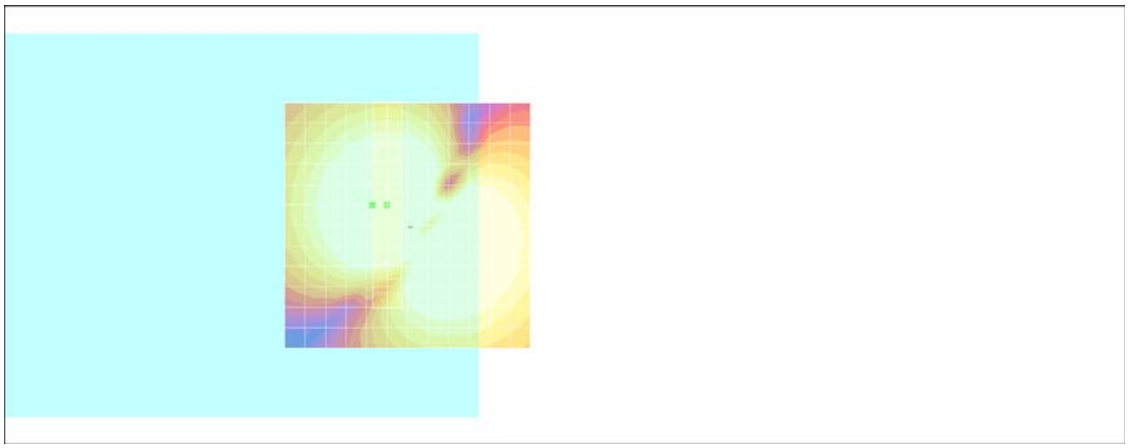

0 dB = 1.00A/m

## #09 T-Coil_WCDMA V_Voice_Ch4182_Axial (Z)

**DUT: 140905-02**

Communication System: WCDMA; Frequency: 836.4 MHz;Duty Cycle: 1:1
Medium: Air Medium parameters used: $\sigma = 0$ mho/m, $\varepsilon_r = 1$; $\rho = 1$ kg/m$^3$
Ambient Temperature：22.5 ℃

DASY4 Configuration:
- Probe: AM1DV2 - 1038; ; Calibrated: 2011/1/18
- Sensor-Surface: 0mm (Fix Surface)
- Electronics: DAE3 Sn495; Calibrated: 2011/4/28
- Phantom: HAC Test Arch with AMCC; Type: SD HAC P01 BA;
- Measurement SW: DASY4, V4.7 Build 80; Postprocessing SW: SEMCAD, V1.8 Build 186

## Scans/z (axial) fine 2mm 8 x 8/ABM SNR(x,y,z) (5x5x1):

ABM1/ABM2 = 35.4 dB
ABM1 comp = 12.8 dB A/m
Location: 4, 0.2, 3.7 mm

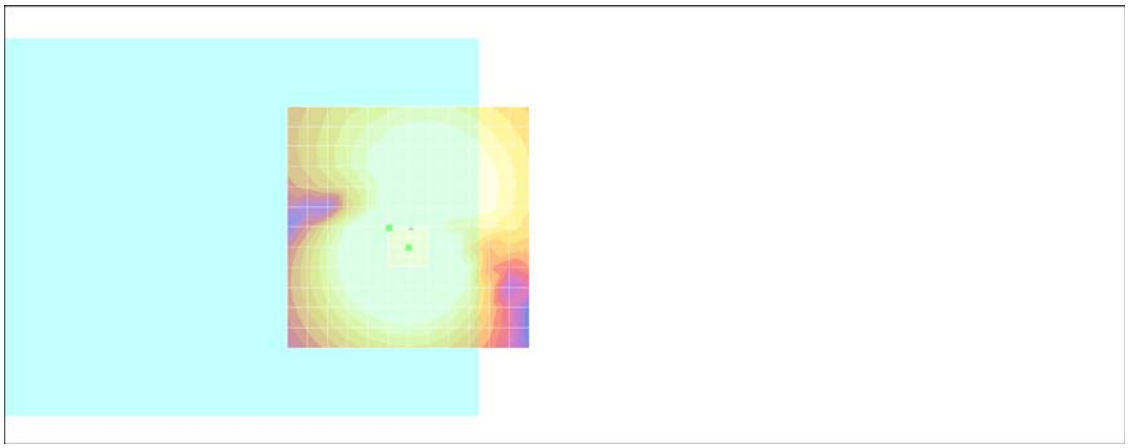

0 dB = 1.00A/m

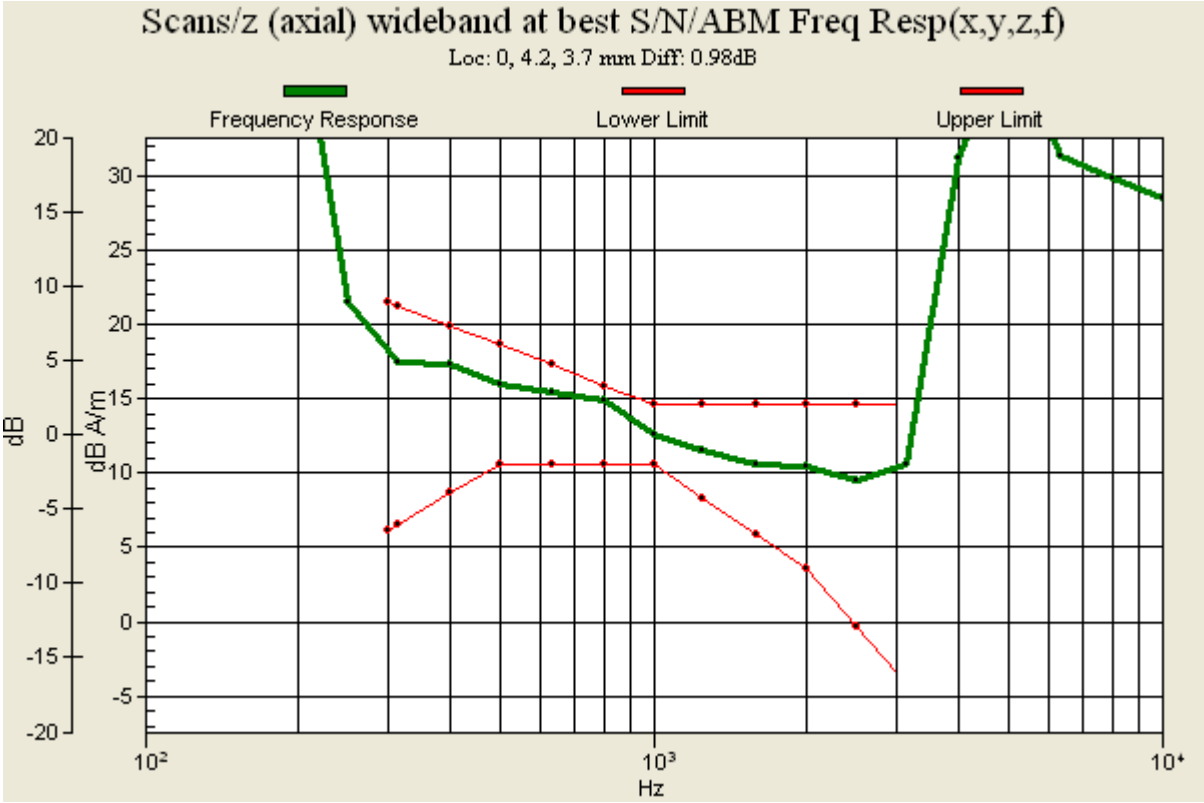
Scans/z (axial) wideband at best S/N/ABM Freq Resp(x,y,z,f)
Loc: 0, 4.2, 3.7 mm Diff: 0.98dB
Frequency Response
Lower Limit
Upper Limit
dB
dB A/m
Hz
20
15
10
5
0
-5
-10
-15
-20
30
25
20
15
10
5
0
-5
$10^2$
$10^3$
$10^4$

## #09 T-Coil_WCDMA V_Voice_Ch4182_Radial 1 (X)

**DUT: 140905-02**

Communication System: WCDMA; Frequency: 836.4 MHz;Duty Cycle: 1:1
Medium: Air Medium parameters used: $\sigma = 0$ mho/m, $\varepsilon_r = 1$; $\rho = 1$ kg/m$^3$
Ambient Temperature：22.5 ℃

DASY4 Configuration:
- Probe: AM1DV2 - 1038; ; Calibrated: 2011/1/18
- Sensor-Surface: 0mm (Fix Surface)
- Electronics: DAE3 Sn495; Calibrated: 2011/4/28
- Phantom: HAC Test Arch with AMCC; Type: SD HAC P01 BA;
- Measurement SW: DASY4, V4.7 Build 80; Postprocessing SW: SEMCAD, V1.8 Build 186

## Scans/x (longitudinal) fine 3mm 42 x 6/ABM SNR(x,y,z) (15x3x1):

ABM1/ABM2 = 35.4 dB
ABM1 comp = 13.0 dB A/m
Location: -10.2, 0, 3.7 mm

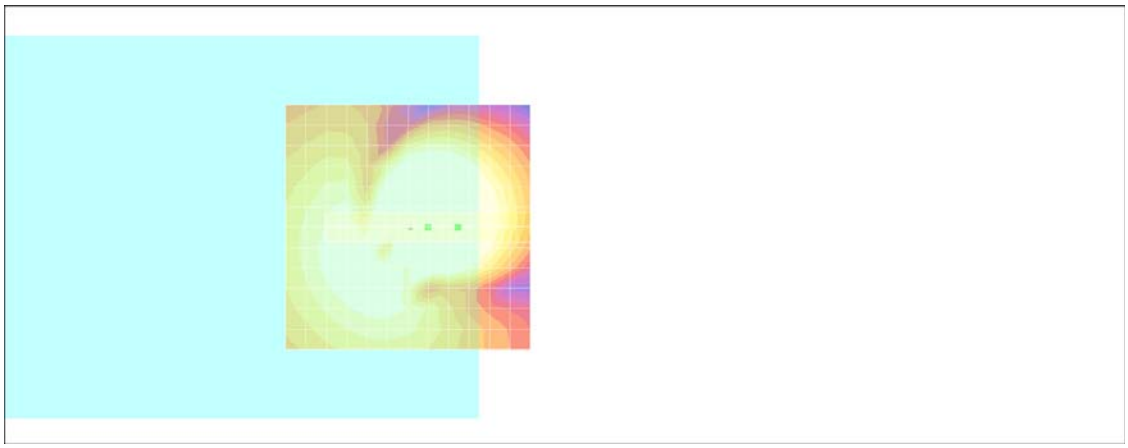

0 dB = 1.00A/m

## #09 T-Coil_WCDMA V_Voice_Ch4182_Radial 2 (Y)

**DUT: 140905-02**

Communication System: WCDMA; Frequency: 836.4 MHz;Duty Cycle: 1:1
Medium: Air Medium parameters used: $\sigma = 0$ mho/m, $\varepsilon_r = 1$; $\rho = 1$ kg/m$^3$
Ambient Temperature：22.5 ℃

DASY4 Configuration:
- Probe: AM1DV2 - 1038; ; Calibrated: 2011/1/18
- Sensor-Surface: 0mm (Fix Surface)
- Electronics: DAE3 Sn495; Calibrated: 2011/4/28
- Phantom: HAC Test Arch with AMCC; Type: SD HAC P01 BA;
- Measurement SW: DASY4, V4.7 Build 80; Postprocessing SW: SEMCAD, V1.8 Build 186

### Scans/y (transversal) fine 3mm 6 x 42/ABM SNR(x,y,z) (3x15x1):

ABM1/ABM2 = 35.5 dB
ABM1 comp = 10.5 dB A/m
Location: 7.2, -7.2, 3.7 mm

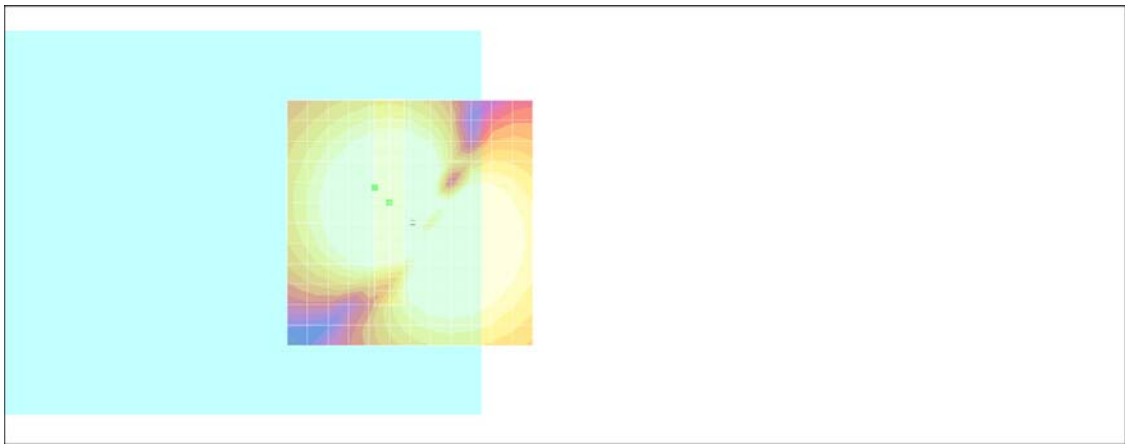

0 dB = 1.00A/m

## #10 T-Coil_WCDMA V_Voice_Ch4233_Axial (Z)

**DUT: 140905-02**

Communication System: WCDMA; Frequency: 846.6 MHz;Duty Cycle: 1:1
Medium: Air Medium parameters used: $\sigma = 0$ mho/m, $\varepsilon_r = 1$; $\rho = 1$ kg/m$^3$
Ambient Temperature：22.5 ℃

DASY4 Configuration:
- Probe: AM1DV2 - 1038; ; Calibrated: 2011/1/18
- Sensor-Surface: 0mm (Fix Surface)
- Electronics: DAE3 Sn495; Calibrated: 2011/4/28
- Phantom: HAC Test Arch with AMCC; Type: SD HAC P01 BA;
- Measurement SW: DASY4, V4.7 Build 80; Postprocessing SW: SEMCAD, V1.8 Build 186

## Scans/z (axial) fine 2mm 8 x 8/ABM SNR(x,y,z) (5x5x1):

ABM1/ABM2 = 35.4 dB
ABM1 comp = 13.5 dB A/m
Location: -4, 8.2, 3.7 mm

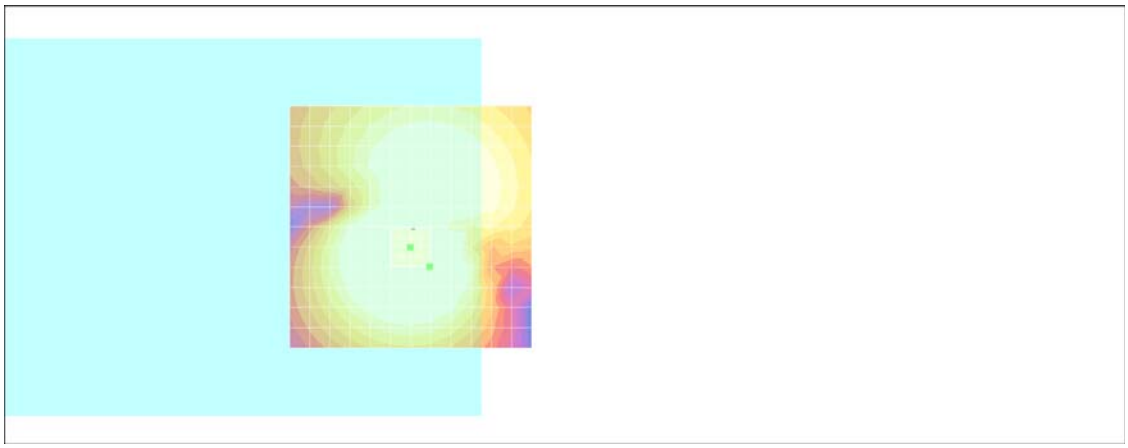

0 dB = 1.00A/m

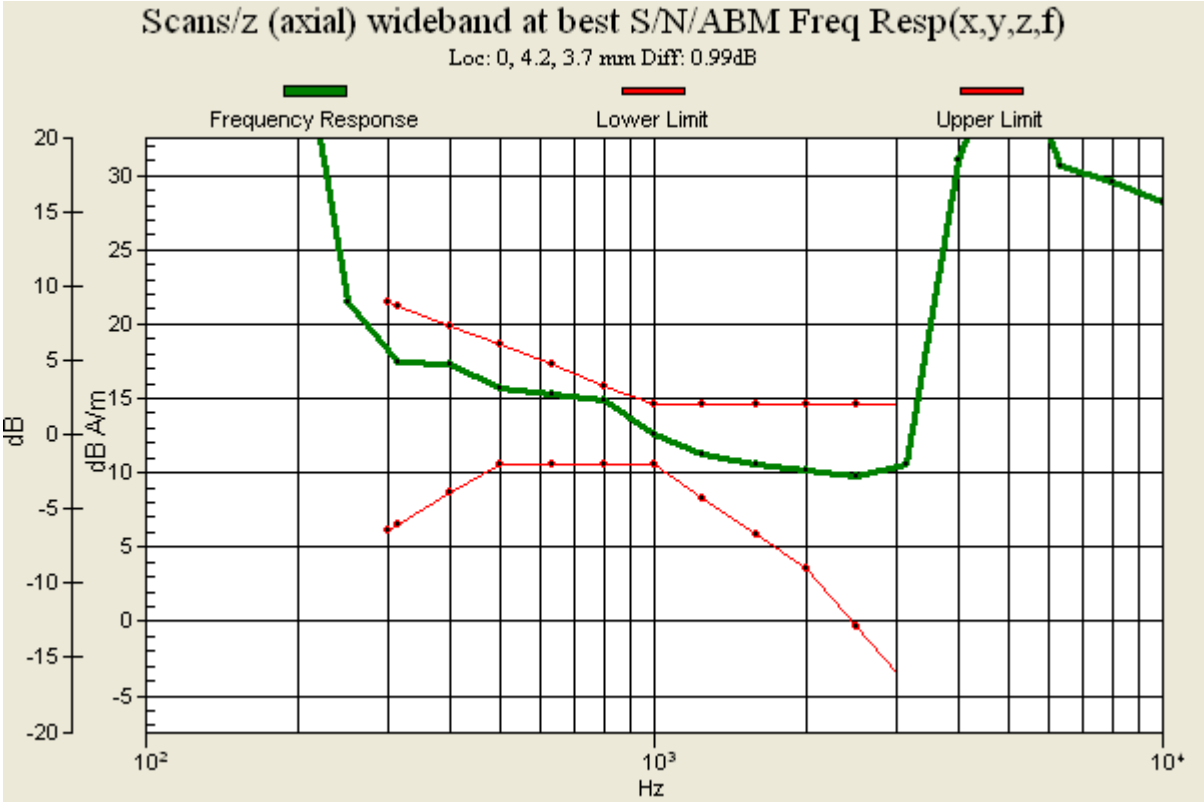
Scans/z (axial) wideband at best S/N/ABM Freq Resp(x,y,z,f)
Loc: 0, 4.2, 3.7 mm Diff: 0.99dB
Frequency Response
Lower Limit
Upper Limit
dB
dB A/m
Hz
20
15
10
5
0
-5
-10
-15
-20
30
25
20
15
10
5
0
-5
$10^2$
$10^3$
$10^4$

## #10 T-Coil_WCDMA V_Voice_Ch4233_Radial 1 (X)

**DUT: 140905-02**

Communication System: WCDMA; Frequency: 846.6 MHz;Duty Cycle: 1:1
Medium: Air Medium parameters used: $\sigma = 0$ mho/m, $\varepsilon_r = 1$; $\rho = 1$ kg/m$^3$
Ambient Temperature：22.5 ℃

DASY4 Configuration:
- Probe: AM1DV2 - 1038; ; Calibrated: 2011/1/18
- Sensor-Surface: 0mm (Fix Surface)
- Electronics: DAE3 Sn495; Calibrated: 2011/4/28
- Phantom: HAC Test Arch with AMCC; Type: SD HAC P01 BA;
- Measurement SW: DASY4, V4.7 Build 80; Postprocessing SW: SEMCAD, V1.8 Build 186

## Scans/x (longitudinal) fine 3mm 42 x 6/ABM SNR(x,y,z) (15x3x1):

ABM1/ABM2 = 35.6 dB
ABM1 comp = 9.29 dB A/m
Location: 1.8, 3, 3.7 mm

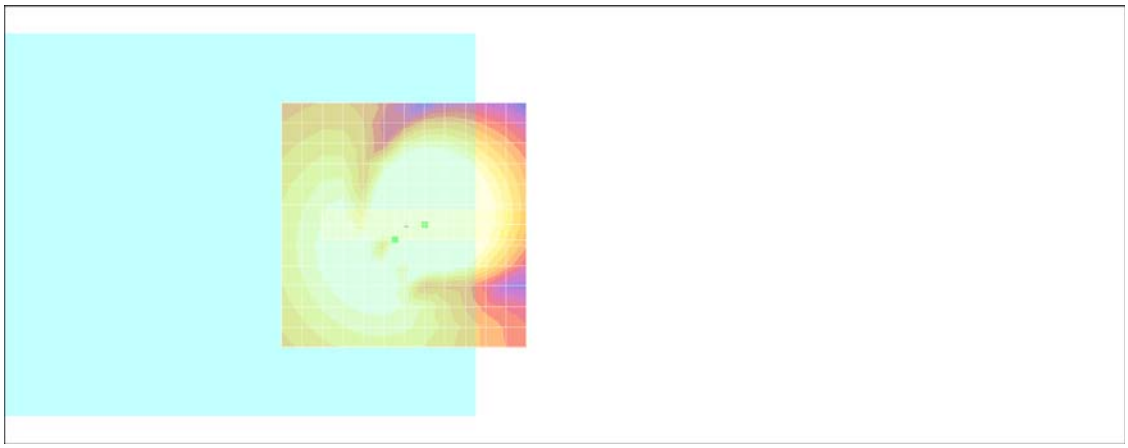

0 dB = 1.00A/m

## #10 T-Coil_WCDMA V_Voice_Ch4233_Radial 2 (Y)

**DUT: 140905-02**

Communication System: WCDMA; Frequency: 846.6 MHz;Duty Cycle: 1:1
Medium: Air Medium parameters used: $\sigma = 0$ mho/m, $\varepsilon_r = 1$; $\rho = 1$ kg/m$^3$
Ambient Temperature：22.5 ℃

DASY4 Configuration:
- Probe: AM1DV2 - 1038; ; Calibrated: 2011/1/18
- Sensor-Surface: 0mm (Fix Surface)
- Electronics: DAE3 Sn495; Calibrated: 2011/4/28
- Phantom: HAC Test Arch with AMCC; Type: SD HAC P01 BA;
- Measurement SW: DASY4, V4.7 Build 80; Postprocessing SW: SEMCAD, V1.8 Build 186

### Scans/y (transversal) fine 3mm 6 x 42/ABM SNR(x,y,z) (3x15x1):

ABM1/ABM2 = 35.6 dB
ABM1 comp = 12.1 dB A/m
Location: 7.2, -4.2, 3.7 mm

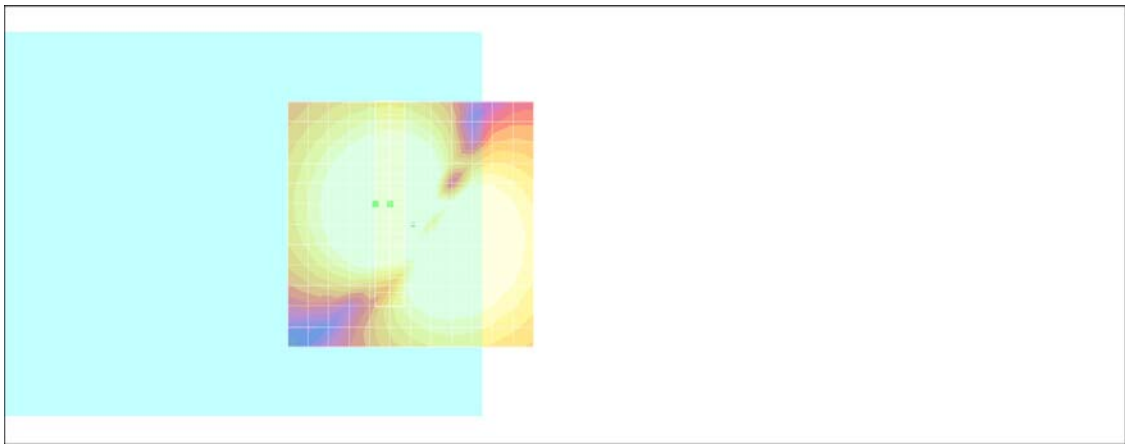

0 dB = 1.00A/m

## #11 T-Coil_WCDMA IV_Voice_Ch1312_Axial (Z)

**DUT: 140905-02**

Communication System: WCDMA; Frequency: 1712.4 MHz;Duty Cycle: 1:1
Medium: Air Medium parameters used: $\sigma = 0$ mho/m, $\varepsilon_r = 1$; $\rho = 1$ kg/m$^3$
Ambient Temperature：22.5 ℃

DASY4 Configuration:
- Probe: AM1DV2 - 1038; ; Calibrated: 2011/1/18
- Sensor-Surface: 0mm (Fix Surface)
- Electronics: DAE3 Sn495; Calibrated: 2011/4/28
- Phantom: HAC Test Arch with AMCC; Type: SD HAC P01 BA;
- Measurement SW: DASY4, V4.7 Build 80; Postprocessing SW: SEMCAD, V1.8 Build 186

## Scans/z (axial) fine 2mm 8 x 8/ABM SNR(x,y,z) (5x5x1):

ABM1/ABM2 = 35.4 dB
ABM1 comp = 13.4 dB A/m
Location: -2, 8.2, 3.7 mm

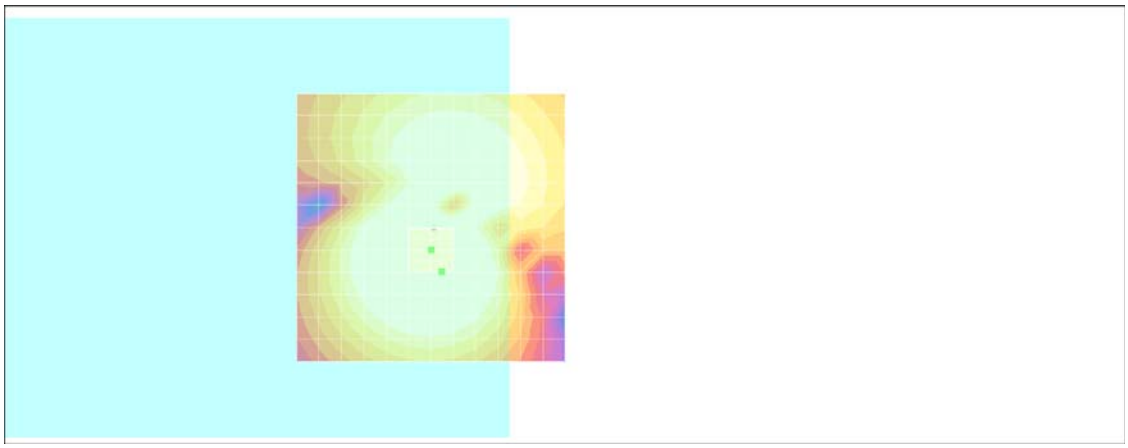

0 dB = 1.00A/m

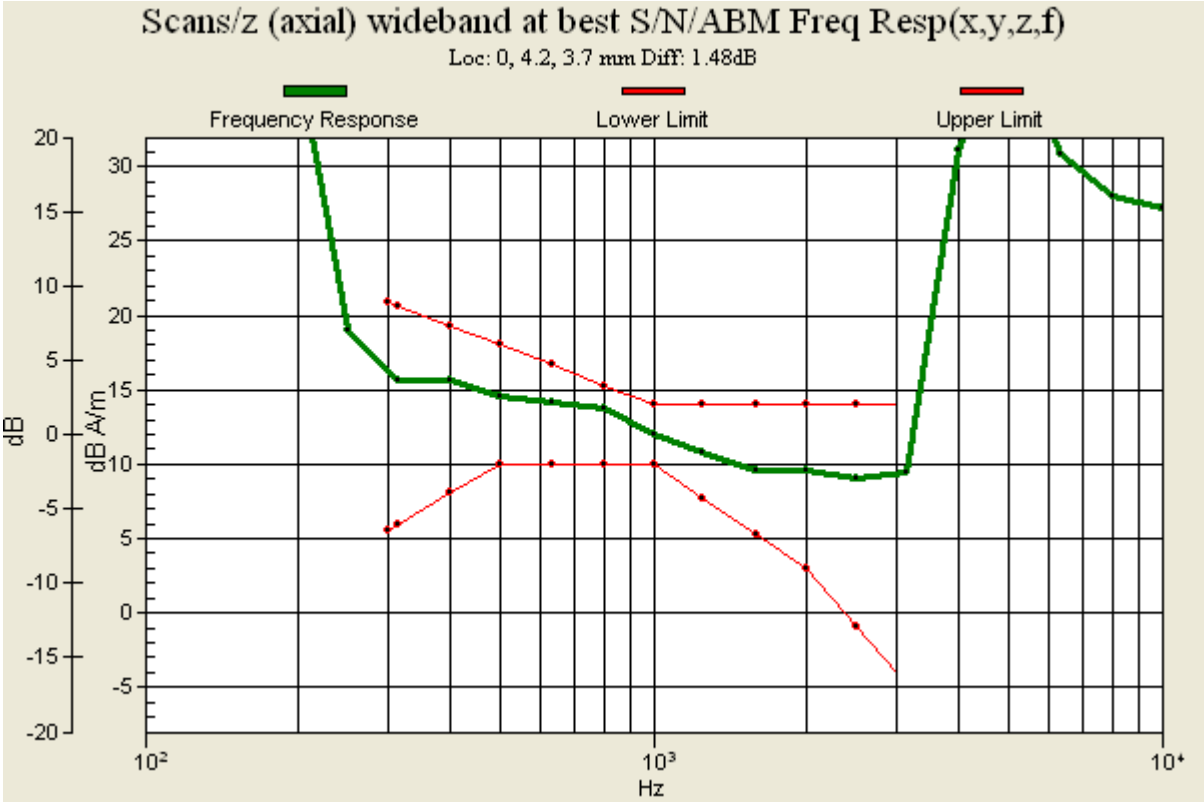
Scans/z (axial) wideband at best S/N/ABM Freq Resp(x,y,z,f)
Loc: 0, 4.2, 3.7 mm Diff: 1.48dB
Frequency Response
Lower Limit
Upper Limit
dB
dB A/m
Hz
20
15
10
5
0
-5
-10
-15
-20
30
25
20
15
10
5
0
-5
$10^2$
$10^3$
$10^4$

## #11 T-Coil_WCDMA IV_Voice_Ch1312_Radial 1 (X)

**DUT: 140905-02**

Communication System: WCDMA; Frequency: 1712.4 MHz;Duty Cycle: 1:1
Medium: Air Medium parameters used: $\sigma = 0$ mho/m, $\varepsilon_r = 1$; $\rho = 1$ kg/m$^3$
Ambient Temperature：22.5 ℃

DASY4 Configuration:
- Probe: AM1DV2 - 1038; ; Calibrated: 2011/1/18
- Sensor-Surface: 0mm (Fix Surface)
- Electronics: DAE3 Sn495; Calibrated: 2011/4/28
- Phantom: HAC Test Arch with AMCC; Type: SD HAC P01 BA;
- Measurement SW: DASY4, V4.7 Build 80; Postprocessing SW: SEMCAD, V1.8 Build 186

### Scans/x (longitudinal) fine 3mm 42 x 6/ABM SNR(x,y,z) (15x3x1):

ABM1/ABM2 = 35.6 dB
ABM1 comp = 9.73 dB A/m
Location: -10.2, 3, 3.7 mm

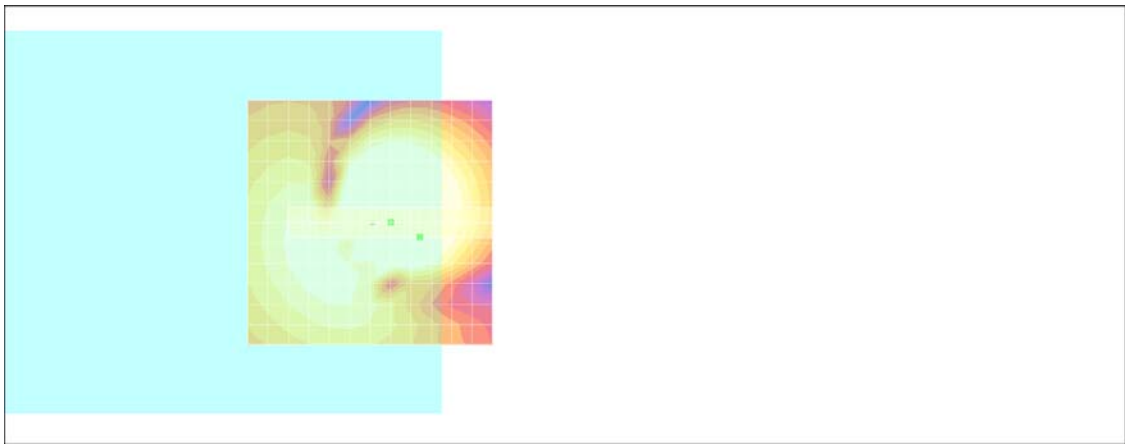

0 dB = 1.00A/m

## #11 T-Coil_WCDMA IV_Voice_Ch1312_Radial 2 (Y)

**DUT: 140905-02**

Communication System: WCDMA; Frequency: 1712.4 MHz;Duty Cycle: 1:1
Medium: Air Medium parameters used: $\sigma = 0$ mho/m, $\varepsilon_r = 1$; $\rho = 1$ kg/m$^3$
Ambient Temperature：22.5 ℃

DASY4 Configuration:
- Probe: AM1DV2 - 1038; ; Calibrated: 2011/1/18
- Sensor-Surface: 0mm (Fix Surface)
- Electronics: DAE3 Sn495; Calibrated: 2011/4/28
- Phantom: HAC Test Arch with AMCC; Type: SD HAC P01 BA;
- Measurement SW: DASY4, V4.7 Build 80; Postprocessing SW: SEMCAD, V1.8 Build 186

### Scans/y (transversal) fine 3mm 6 x 42/ABM SNR(x,y,z) (3x15x1):

ABM1/ABM2 = 35.6 dB
ABM1 comp = 13.1 dB A/m
Location: 4.2, -1.2, 3.7 mm

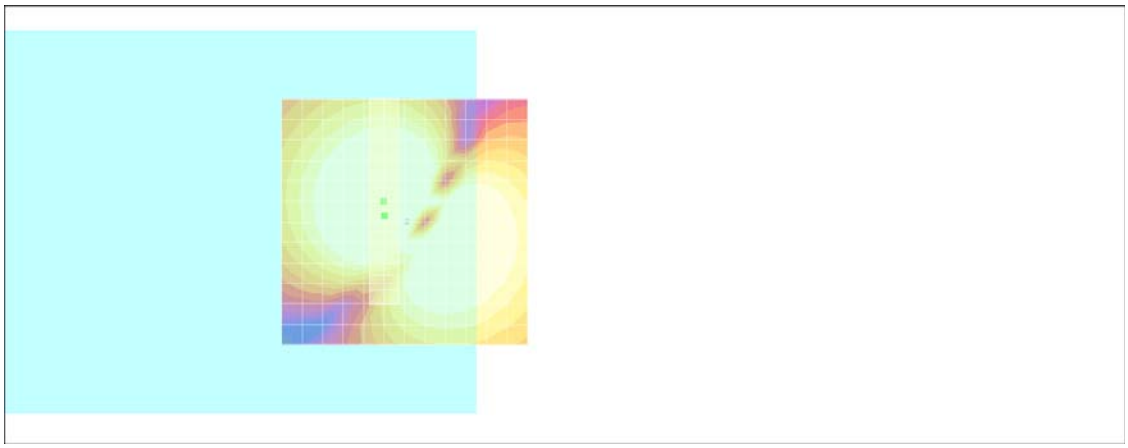

0 dB = 1.00A/m

## #12 T-Coil_WCDMA IV_Voice_Ch1413_Axial (Z)

**DUT: 140905-02**

Communication System: WCDMA; Frequency: 1732.6 MHz;Duty Cycle: 1:1
Medium: Air Medium parameters used: $\sigma = 0$ mho/m, $\varepsilon_r = 1$; $\rho = 1$ kg/m$^3$
Ambient Temperature：22.5 ℃

DASY4 Configuration:
- Probe: AM1DV2 - 1038; ; Calibrated: 2011/1/18
- Sensor-Surface: 0mm (Fix Surface)
- Electronics: DAE3 Sn495; Calibrated: 2011/4/28
- Phantom: HAC Test Arch with AMCC; Type: SD HAC P01 BA;
- Measurement SW: DASY4, V4.7 Build 80; Postprocessing SW: SEMCAD, V1.8 Build 186

### Scans/z (axial) fine 2mm 8 x 8/ABM SNR(x,y,z) (5x5x1):

ABM1/ABM2 = 35.5 dB
ABM1 comp = 13.7 dB A/m
Location: -4, 4.2, 3.7 mm



0 dB = 1.00A/m

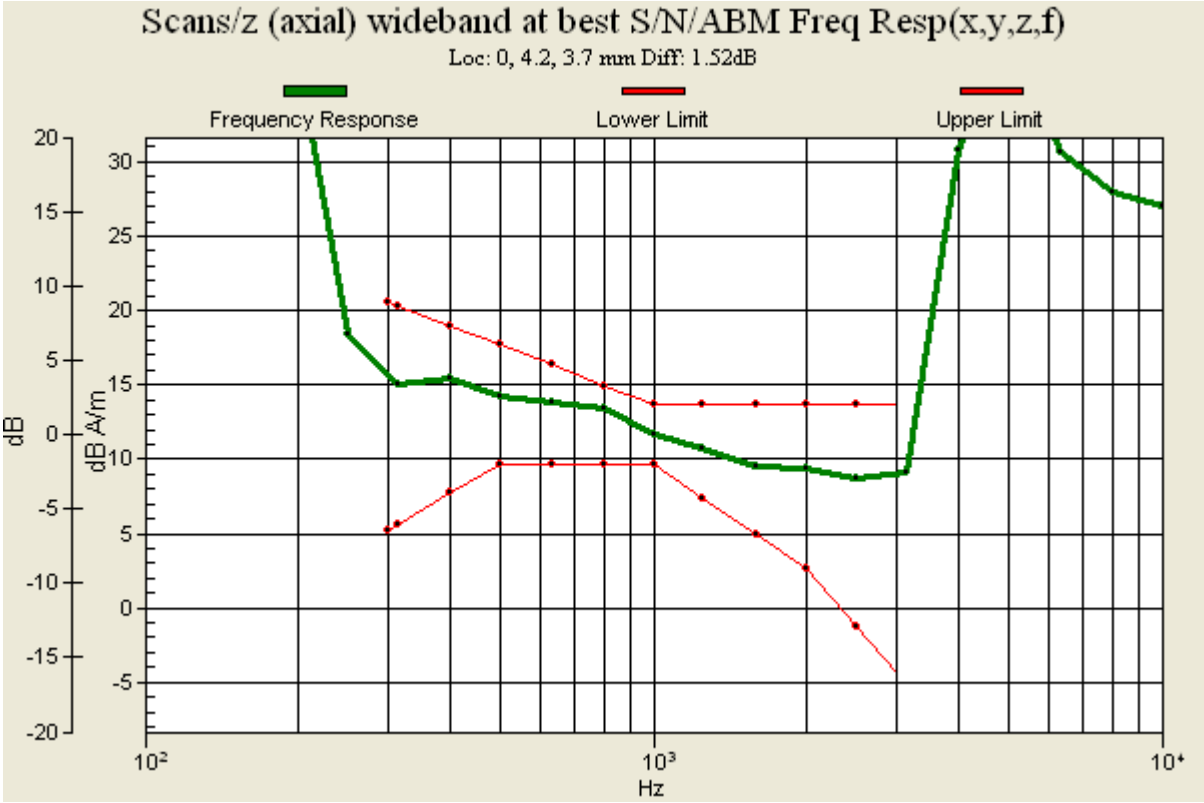
Scans/z (axial) wideband at best S/N/ABM Freq Resp(x,y,z,f)
Loc: 0, 4.2, 3.7 mm Diff: 1.52dB
Frequency Response
Lower Limit
Upper Limit
dB
dB A/m
Hz

## #12 T-Coil_WCDMA IV_Voice_Ch1413_Radial 1 (X)

**DUT: 140905-02**

Communication System: WCDMA; Frequency: 1732.6 MHz;Duty Cycle: 1:1
Medium: Air Medium parameters used: $\sigma = 0$ mho/m, $\varepsilon_r = 1$; $\rho = 1$ kg/m$^3$
Ambient Temperature：22.5 ℃

DASY4 Configuration:
- Probe: AM1DV2 - 1038; ; Calibrated: 2011/1/18
- Sensor-Surface: 0mm (Fix Surface)
- Electronics: DAE3 Sn495; Calibrated: 2011/4/28
- Phantom: HAC Test Arch with AMCC; Type: SD HAC P01 BA;
- Measurement SW: DASY4, V4.7 Build 80; Postprocessing SW: SEMCAD, V1.8 Build 186

### Scans/x (longitudinal) fine 3mm 42 x 6/ABM SNR(x,y,z) (15x3x1):

ABM1/ABM2 = 35.6 dB
ABM1 comp = 12.0 dB A/m
Location: -10.2, -3, 3.7 mm

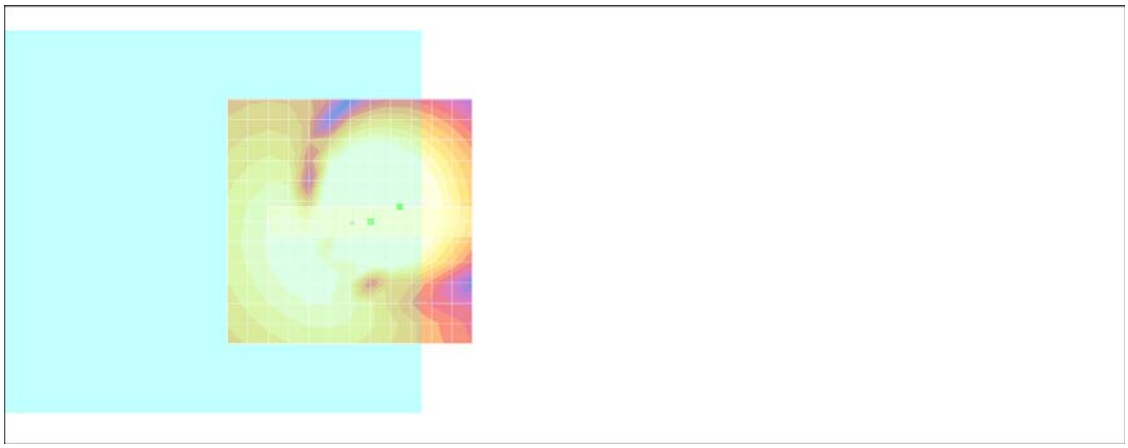

0 dB = 1.00A/m

## #12 T-Coil_WCDMA IV_Voice_Ch1413_Radial 2 (Y)

**DUT: 140905-02**

Communication System: WCDMA; Frequency: 1732.6 MHz;Duty Cycle: 1:1
Medium: Air Medium parameters used: $\sigma = 0$ mho/m, $\varepsilon_r = 1$; $\rho = 1$ kg/m$^3$
Ambient Temperature：22.5 ℃

DASY4 Configuration:
- Probe: AM1DV2 - 1038; ; Calibrated: 2011/1/18
- Sensor-Surface: 0mm (Fix Surface)
- Electronics: DAE3 Sn495; Calibrated: 2011/4/28
- Phantom: HAC Test Arch with AMCC; Type: SD HAC P01 BA;
- Measurement SW: DASY4, V4.7 Build 80; Postprocessing SW: SEMCAD, V1.8 Build 186

### Scans/y (transversal) fine 3mm 6 x 42/ABM SNR(x,y,z) (3x15x1):

ABM1/ABM2 = 35.5 dB
ABM1 comp = 13.4 dB A/m
Location: 4.2, -4.2, 3.7 mm

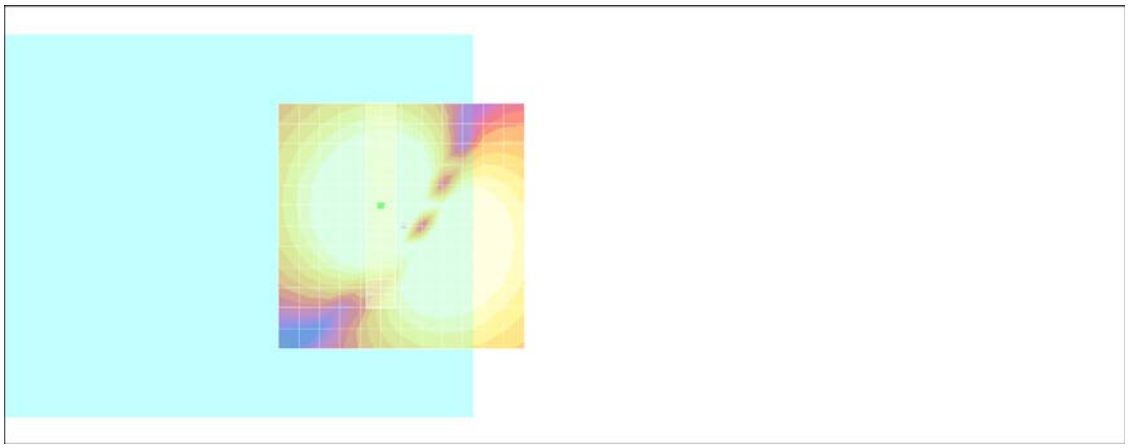

0 dB = 1.00A/m

## #13 T-Coil_WCDMA IV_Voice_Ch1513_Axial (Z)

**DUT: 140905-02**

Communication System: WCDMA; Frequency: 1752.6 MHz;Duty Cycle: 1:1
Medium: Air Medium parameters used: $\sigma = 0$ mho/m, $\varepsilon_r = 1$; $\rho = 1$ kg/m$^3$
Ambient Temperature：22.5 ℃

DASY4 Configuration:
- Probe: AM1DV2 - 1038; ; Calibrated: 2011/1/18
- Sensor-Surface: 0mm (Fix Surface)
- Electronics: DAE3 Sn495; Calibrated: 2011/4/28
- Phantom: HAC Test Arch with AMCC; Type: SD HAC P01 BA;
- Measurement SW: DASY4, V4.7 Build 80; Postprocessing SW: SEMCAD, V1.8 Build 186

## Scans/z (axial) fine 2mm 8 x 8/ABM SNR(x,y,z) (5x5x1):

ABM1/ABM2 = 35.4 dB
ABM1 comp = 11.9 dB A/m
Location: -4, 8.2, 3.7 mm

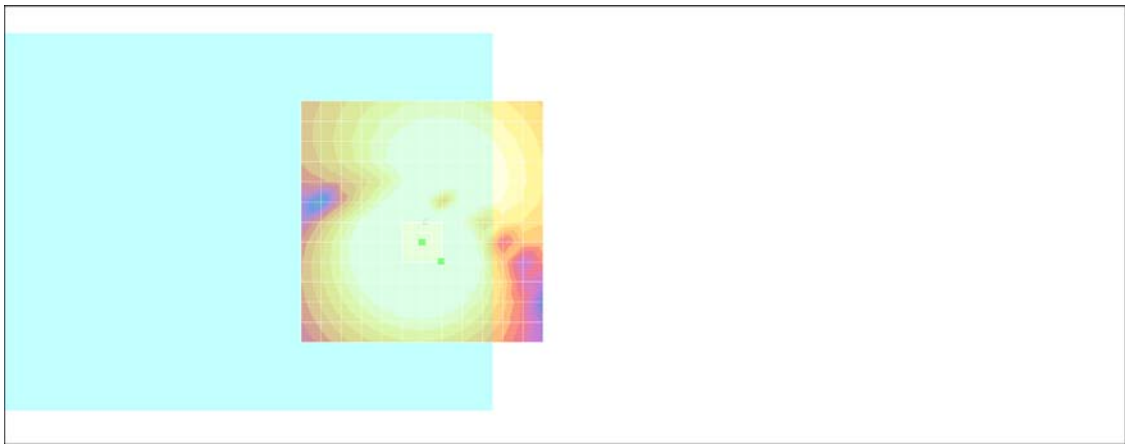

0 dB = 1.00A/m

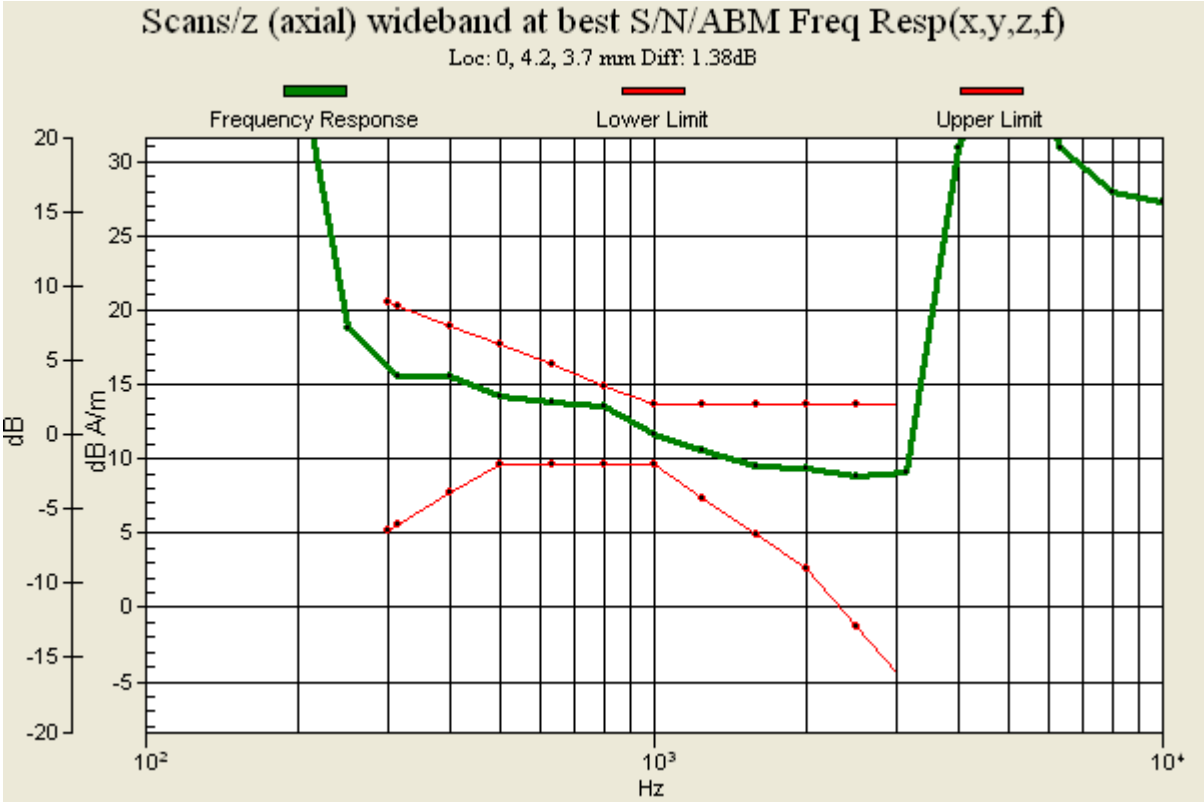
Scans/z (axial) wideband at best S/N/ABM Freq Resp(x,y,z,f)
Loc: 0, 4.2, 3.7 mm Diff: 1.38dB
Frequency Response
Lower Limit
Upper Limit
dB
dB A/m
Hz
20
15
10
5
0
-5
-10
-15
-20
30
25
20
15
10
5
0
-5
$10^2$
$10^3$
$10^4$

## #13 T-Coil_WCDMA IV_Voice_Ch1513_Radial 1 (X)

**DUT: 140905-02**

Communication System: WCDMA; Frequency: 1752.6 MHz;Duty Cycle: 1:1
Medium: Air Medium parameters used: $\sigma = 0$ mho/m, $\varepsilon_r = 1$; $\rho = 1$ kg/m$^3$
Ambient Temperature：22.5 ℃

DASY4 Configuration:
- Probe: AM1DV2 - 1038; ; Calibrated: 2011/1/18
- Sensor-Surface: 0mm (Fix Surface)
- Electronics: DAE3 Sn495; Calibrated: 2011/4/28
- Phantom: HAC Test Arch with AMCC; Type: SD HAC P01 BA;
- Measurement SW: DASY4, V4.7 Build 80; Postprocessing SW: SEMCAD, V1.8 Build 186

### Scans/x (longitudinal) fine 3mm 42 x 6/ABM SNR(x,y,z) (15x3x1):

ABM1/ABM2 = 35.7 dB
ABM1 comp = 11.8 dB A/m
Location: -10.2, 0, 3.7 mm

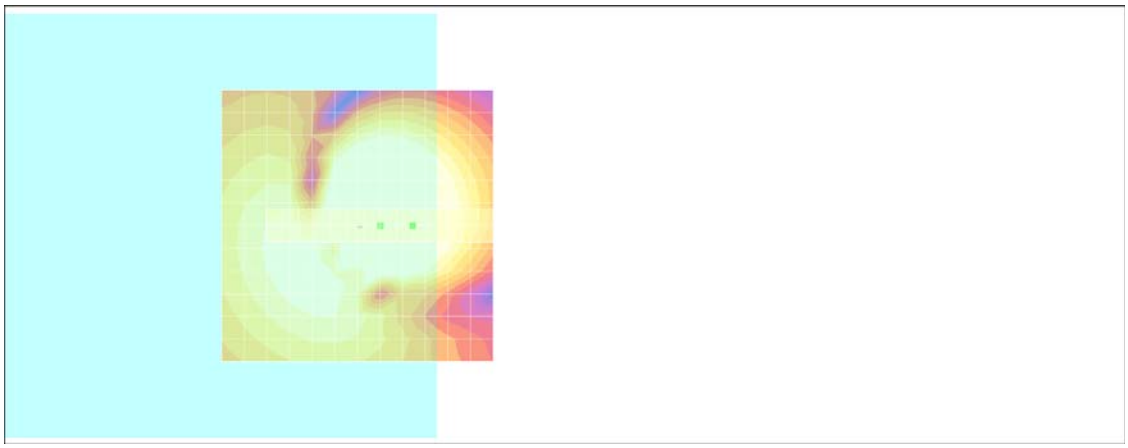

0 dB = 1.00A/m

## #13 T-Coil_WCDMA IV_Voice_Ch1513_Radial 2 (Y)

**DUT: 140905-02**

Communication System: WCDMA; Frequency: 1752.6 MHz;Duty Cycle: 1:1
Medium: Air Medium parameters used: $\sigma = 0$ mho/m, $\varepsilon_r = 1$; $\rho = 1$ kg/m$^3$
Ambient Temperature：22.5 ℃

DASY4 Configuration:
- Probe: AM1DV2 - 1038; ; Calibrated: 2011/1/18
- Sensor-Surface: 0mm (Fix Surface)
- Electronics: DAE3 Sn495; Calibrated: 2011/4/28
- Phantom: HAC Test Arch with AMCC; Type: SD HAC P01 BA;
- Measurement SW: DASY4, V4.7 Build 80; Postprocessing SW: SEMCAD, V1.8 Build 186

### Scans/y (transversal) fine 3mm 6 x 42/ABM SNR(x,y,z) (3x15x1):

ABM1/ABM2 = 35.6 dB
ABM1 comp = 13.0 dB A/m
Location: 4.2, -1.2, 3.7 mm

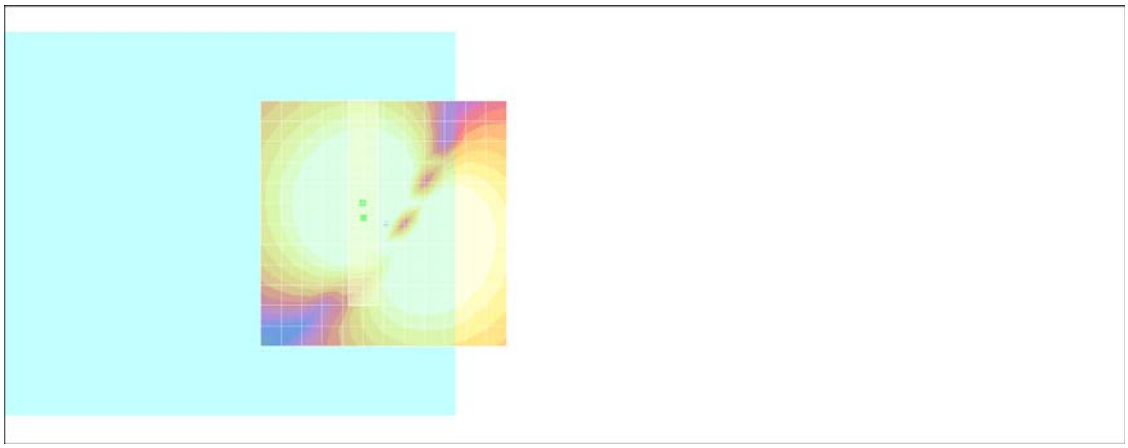

0 dB = 1.00A/m

## #14 T-Coil_WCDMA II_Voice_Ch9262_Axial (Z)

**DUT: 140905-02**

Communication System: WCDMA; Frequency: 1852.4 MHz;Duty Cycle: 1:1
Medium: Air Medium parameters used: $\sigma = 0$ mho/m, $\varepsilon_r = 1$; $\rho = 1$ kg/m$^3$
Ambient Temperature：22.5 ℃

DASY4 Configuration:
- Probe: AM1DV2 - 1038; ; Calibrated: 2011/1/18
- Sensor-Surface: 0mm (Fix Surface)
- Electronics: DAE3 Sn495; Calibrated: 2011/4/28
- Phantom: HAC Test Arch with AMCC; Type: SD HAC P01 BA;
- Measurement SW: DASY4, V4.7 Build 80; Postprocessing SW: SEMCAD, V1.8 Build 186

## Scans/z (axial) fine 2mm 8 x 8/ABM SNR(x,y,z) (5x5x1):

ABM1/ABM2 = 35.4 dB
ABM1 comp = 13.7 dB A/m
Location: -2, 8.2, 3.7 mm



0 dB = 1.00A/m

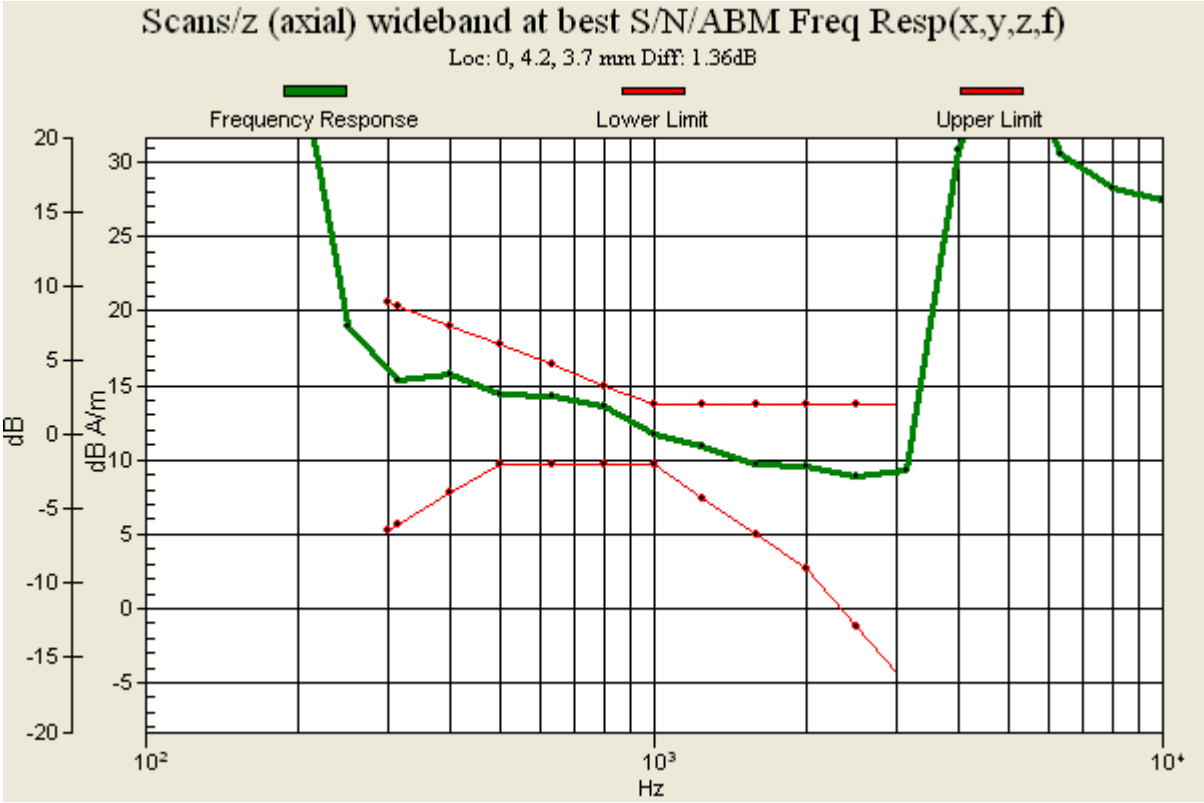
Scans/z (axial) wideband at best S/N/ABM Freq Resp(x,y,z,f)
Loc: 0, 4.2, 3.7 mm Diff: 1.36dB
Frequency Response
Lower Limit
Upper Limit
dB
dB A/m
Hz
20
15
10
5
0
-5
-10
-15
-20
30
25
20
15
10
5
0
-5
$10^2$
$10^3$
$10^4$

## #14 T-Coil_WCDMA II_Voice_Ch9262_Radial 1 (X)

**DUT: 140905-02**

Communication System: WCDMA; Frequency: 1852.4 MHz;Duty Cycle: 1:1
Medium: Air Medium parameters used: $\sigma = 0$ mho/m, $\varepsilon_r = 1$; $\rho = 1$ kg/m$^3$
Ambient Temperature：22.5 ℃

DASY4 Configuration:
- Probe: AM1DV2 - 1038; ; Calibrated: 2011/1/18
- Sensor-Surface: 0mm (Fix Surface)
- Electronics: DAE3 Sn495; Calibrated: 2011/4/28
- Phantom: HAC Test Arch with AMCC; Type: SD HAC P01 BA;
- Measurement SW: DASY4, V4.7 Build 80; Postprocessing SW: SEMCAD, V1.8 Build 186

### Scans/x (longitudinal) fine 3mm 42 x 6/ABM SNR(x,y,z) (15x3x1):

ABM1/ABM2 = 35.6 dB
ABM1 comp = 11.6 dB A/m
Location: -10.2, 0, 3.7 mm

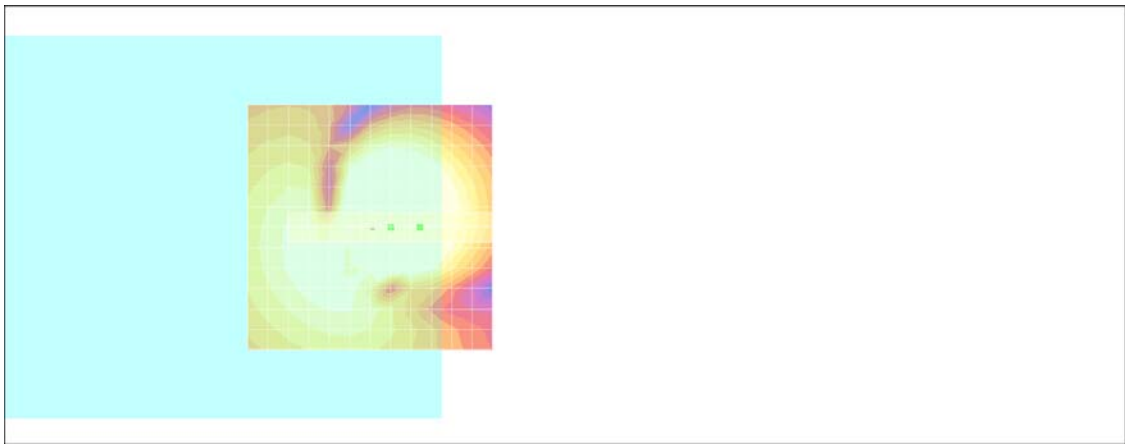

0 dB = 1.00A/m

## #14 T-Coil_WCDMA II_Voice_Ch9262_Radial 2 (Y)

**DUT: 140905-02**

Communication System: WCDMA; Frequency: 1852.4 MHz;Duty Cycle: 1:1
Medium: Air Medium parameters used: $\sigma = 0$ mho/m, $\varepsilon_r = 1$; $\rho = 1$ kg/m$^3$
Ambient Temperature：22.5 ℃

DASY4 Configuration:
- Probe: AM1DV2 - 1038; ; Calibrated: 2011/1/18
- Sensor-Surface: 0mm (Fix Surface)
- Electronics: DAE3 Sn495; Calibrated: 2011/4/28
- Phantom: HAC Test Arch with AMCC; Type: SD HAC P01 BA;
- Measurement SW: DASY4, V4.7 Build 80; Postprocessing SW: SEMCAD, V1.8 Build 186

### Scans/y (transversal) fine 3mm 6 x 42/ABM SNR(x,y,z) (3x15x1):

ABM1/ABM2 = 35.6 dB
ABM1 comp = 8.94 dB A/m
Location: 1.2, -10.2, 3.7 mm

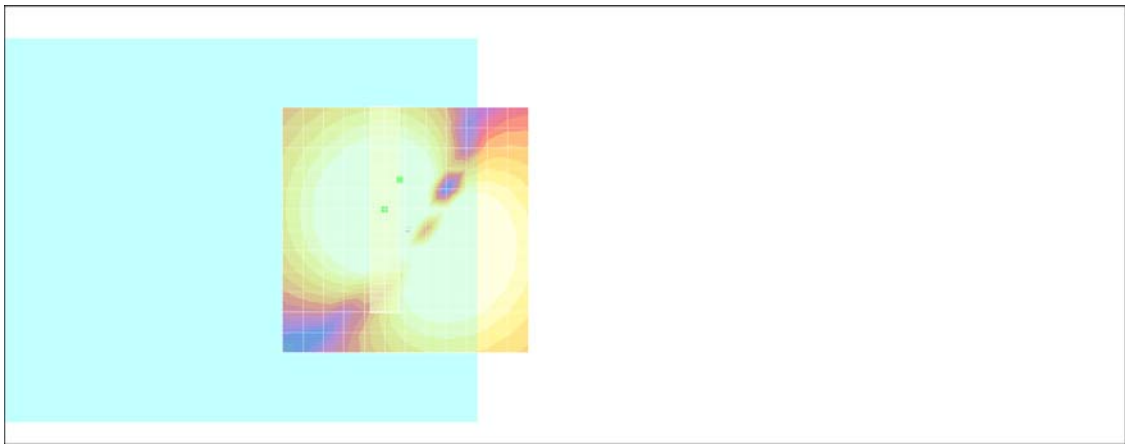

0 dB = 1.00A/m

## #15 T-Coil_WCDMA II_Voice_Ch9400_Axial (Z)

**DUT: 140905-02**

Communication System: WCDMA; Frequency: 1880 MHz;Duty Cycle: 1:1
Medium: Air Medium parameters used: $\sigma = 0$ mho/m, $\varepsilon_r = 1$; $\rho = 1$ kg/m$^3$
Ambient Temperature：22.5 ℃

DASY4 Configuration:
- Probe: AM1DV2 - 1038; ; Calibrated: 2011/1/18
- Sensor-Surface: 0mm (Fix Surface)
- Electronics: DAE3 Sn495; Calibrated: 2011/4/28
- Phantom: HAC Test Arch with AMCC; Type: SD HAC P01 BA;
- Measurement SW: DASY4, V4.7 Build 80; Postprocessing SW: SEMCAD, V1.8 Build 186

## Scans/z (axial) fine 2mm 8 x 8/ABM SNR(x,y,z) (5x5x1):

ABM1/ABM2 = 35.4 dB
ABM1 comp = 14.2 dB A/m
Location: 0, 8.2, 3.7 mm



0 dB = 1.00A/m

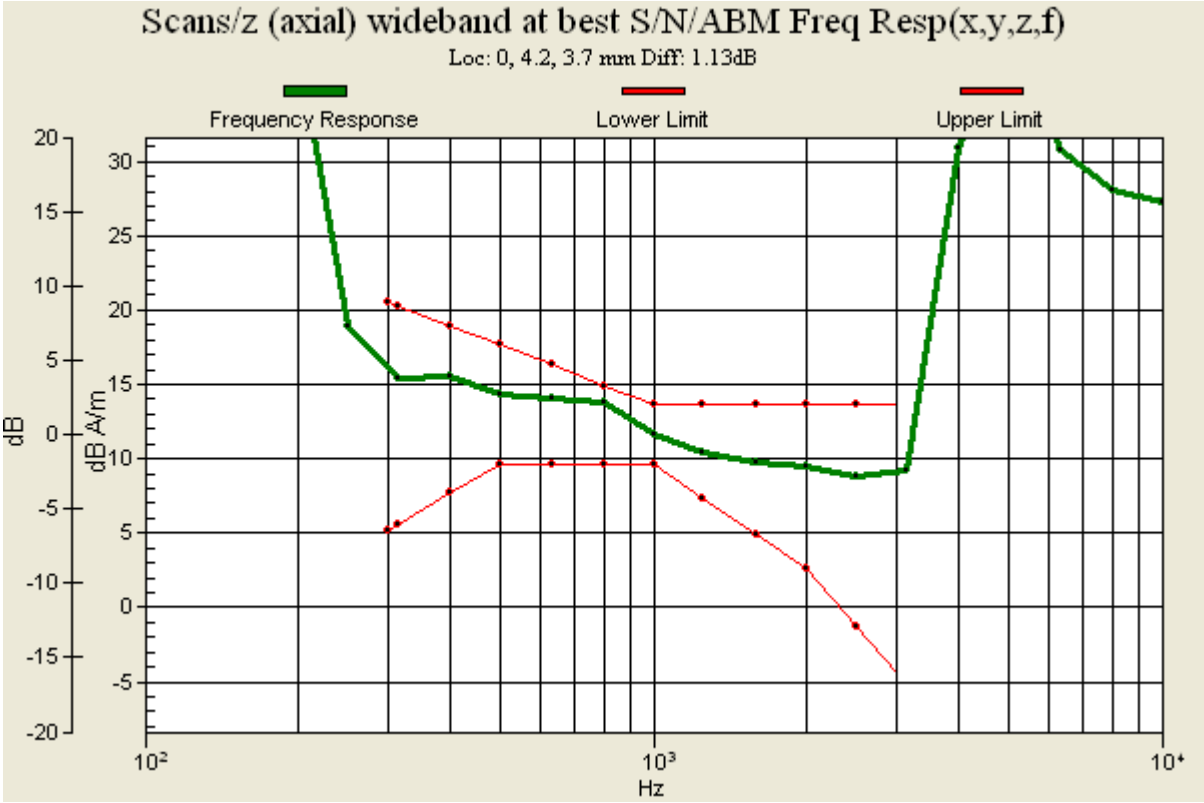
Scans/z (axial) wideband at best S/N/ABM Freq Resp(x,y,z,f)
Loc: 0, 4.2, 3.7 mm Diff: 1.13dB
Frequency Response
Lower Limit
Upper Limit
dB
dB A/m
Hz
20
15
10
5
0
-5
-10
-15
-20
30
25
20
15
10
5
0
-5
$10^2$
$10^3$
$10^4$

## #15 T-Coil_WCDMA II_Voice_Ch9400_Radial 1 (X)

**DUT: 140905-02**

Communication System: WCDMA; Frequency: 1880 MHz;Duty Cycle: 1:1
Medium: Air Medium parameters used: $\sigma = 0$ mho/m, $\varepsilon_r = 1$; $\rho = 1$ kg/m$^3$
Ambient Temperature：22.5 ℃

DASY4 Configuration:
- Probe: AM1DV2 - 1038; ; Calibrated: 2011/1/18
- Sensor-Surface: 0mm (Fix Surface)
- Electronics: DAE3 Sn495; Calibrated: 2011/4/28
- Phantom: HAC Test Arch with AMCC; Type: SD HAC P01 BA;
- Measurement SW: DASY4, V4.7 Build 80; Postprocessing SW: SEMCAD, V1.8 Build 186

### Scans/x (longitudinal) fine 3mm 42 x 6/ABM SNR(x,y,z) (15x3x1):

ABM1/ABM2 = 35.7 dB
ABM1 comp = 11.6 dB A/m
Location: -10.2, 0, 3.7 mm

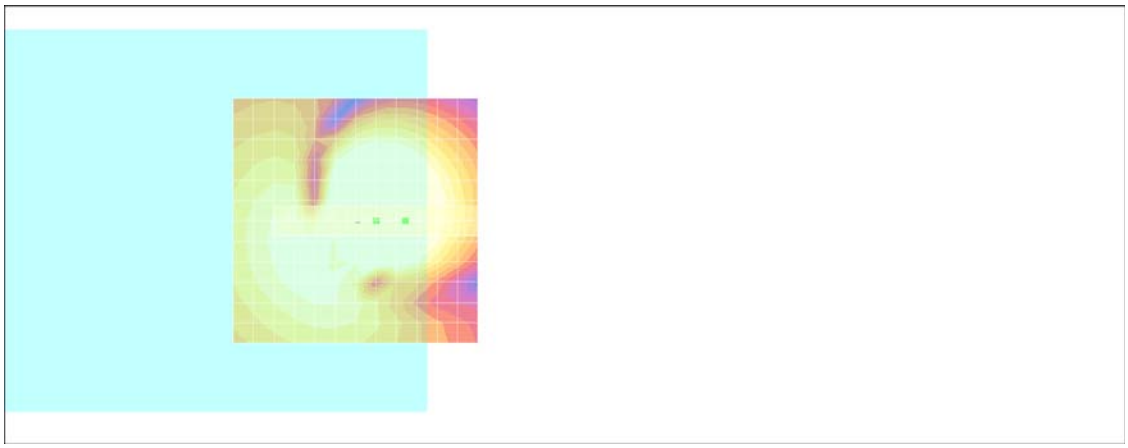

0 dB = 1.00A/m

## #15 T-Coil_WCDMA II_Voice_Ch9400_Radial 2 (Y)

**DUT: 140905-02**

Communication System: WCDMA; Frequency: 1880 MHz;Duty Cycle: 1:1
Medium: Air Medium parameters used: $\sigma = 0$ mho/m, $\varepsilon_r = 1$; $\rho = 1$ kg/m$^3$
Ambient Temperature：22.5 ℃

DASY4 Configuration:
- Probe: AM1DV2 - 1038; ; Calibrated: 2011/1/18
- Sensor-Surface: 0mm (Fix Surface)
- Electronics: DAE3 Sn495; Calibrated: 2011/4/28
- Phantom: HAC Test Arch with AMCC; Type: SD HAC P01 BA;
- Measurement SW: DASY4, V4.7 Build 80; Postprocessing SW: SEMCAD, V1.8 Build 186

### Scans/y (transversal) fine 3mm 6 x 42/ABM SNR(x,y,z) (3x15x1):

ABM1/ABM2 = 35.7 dB
ABM1 comp = 11.4 dB A/m
Location: 7.2, -1.2, 3.7 mm



0 dB = 1.00A/m

## #16 T-Coil_WCDMA II_Voice_Ch9538_Axial (Z)

**DUT: 140905-02**

Communication System: WCDMA; Frequency: 1907.6 MHz;Duty Cycle: 1:1
Medium: Air Medium parameters used: $\sigma = 0$ mho/m, $\varepsilon_r = 1$; $\rho = 1$ kg/m$^3$
Ambient Temperature：22.5 ℃

DASY4 Configuration:
- Probe: AM1DV2 - 1038; ; Calibrated: 2011/1/18
- Sensor-Surface: 0mm (Fix Surface)
- Electronics: DAE3 Sn495; Calibrated: 2011/4/28
- Phantom: HAC Test Arch with AMCC; Type: SD HAC P01 BA;
- Measurement SW: DASY4, V4.7 Build 80; Postprocessing SW: SEMCAD, V1.8 Build 186

## Scans/z (axial) fine 2mm 8 x 8/ABM SNR(x,y,z) (5x5x1):

ABM1/ABM2 = 35.4 dB
ABM1 comp = 13.5 dB A/m
Location: -2, 8.2, 3.7 mm

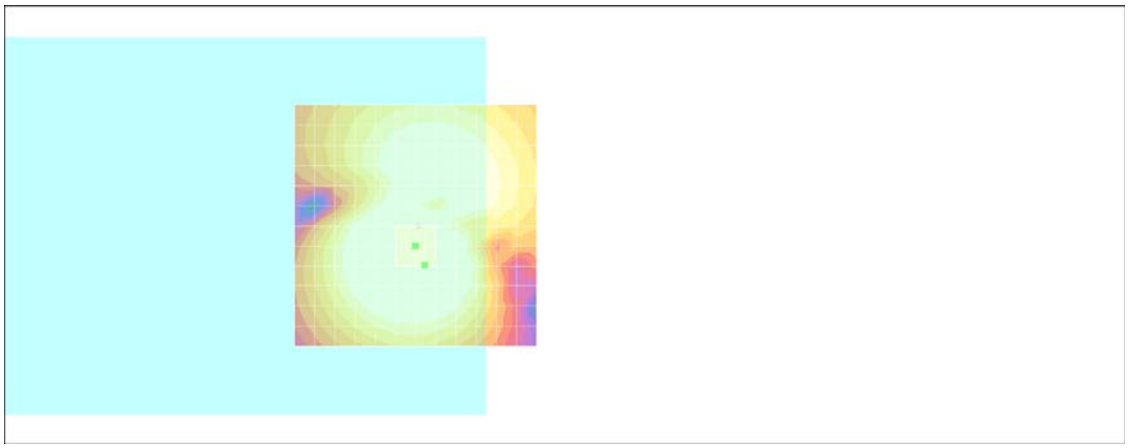

0 dB = 1.00A/m

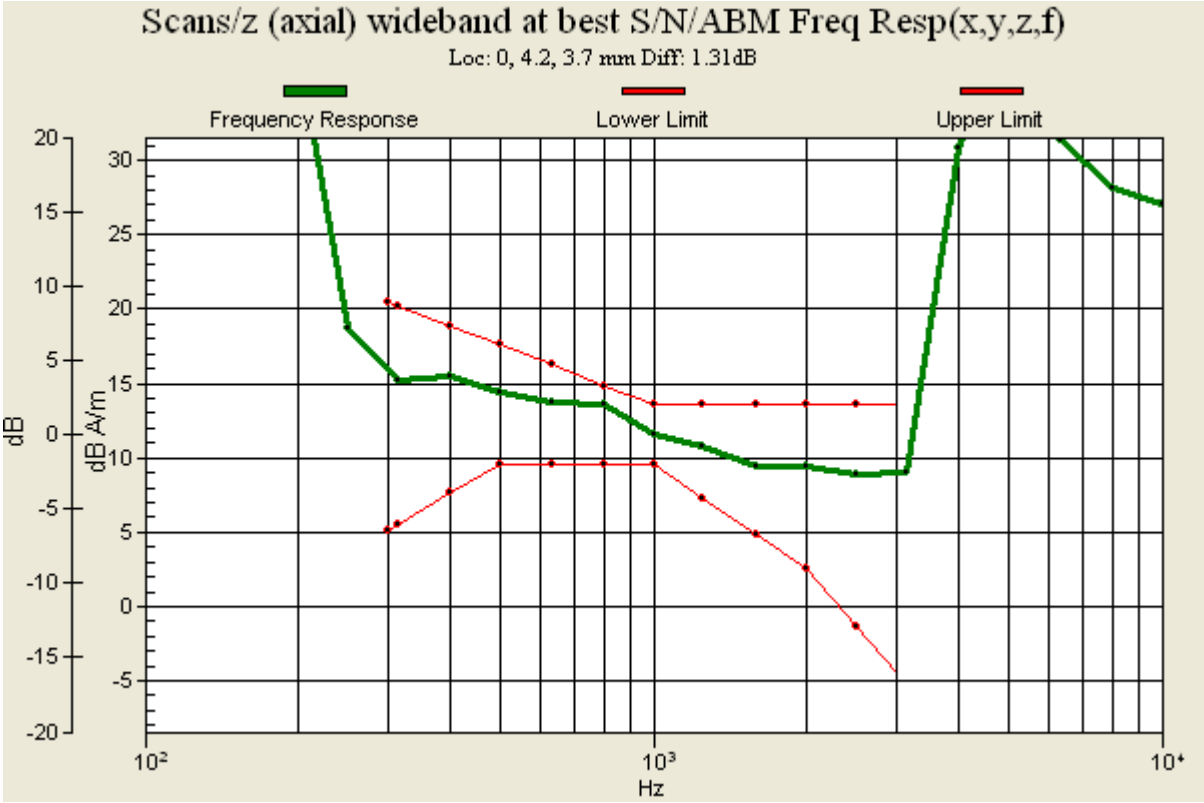
Scans/z (axial) wideband at best S/N/ABM Freq Resp(x,y,z,f)
Loc: 0, 4.2, 3.7 mm Diff: 1.31dB
Frequency Response
Lower Limit
Upper Limit
dB
dB A/m
Hz
20
15
10
5
0
-5
-10
-15
-20
30
25
20
15
10
5
0
-5
$10^2$
$10^3$
$10^4$

## #16 T-Coil_WCDMA II_Voice_Ch9538_Radial 1 (X)

**DUT: 140905-02**

Communication System: WCDMA; Frequency: 1907.6 MHz;Duty Cycle: 1:1
Medium: Air Medium parameters used: $\sigma = 0$ mho/m, $\varepsilon_r = 1$; $\rho = 1$ kg/m$^3$
Ambient Temperature：22.5 ℃

DASY4 Configuration:
- Probe: AM1DV2 - 1038; ; Calibrated: 2011/1/18
- Sensor-Surface: 0mm (Fix Surface)
- Electronics: DAE3 Sn495; Calibrated: 2011/4/28
- Phantom: HAC Test Arch with AMCC; Type: SD HAC P01 BA;
- Measurement SW: DASY4, V4.7 Build 80; Postprocessing SW: SEMCAD, V1.8 Build 186

## Scans/x (longitudinal) fine 3mm 42 x 6/ABM SNR(x,y,z) (15x3x1):

ABM1/ABM2 = 35.6 dB
ABM1 comp = 9.47 dB A/m
Location: -10.2, 3, 3.7 mm

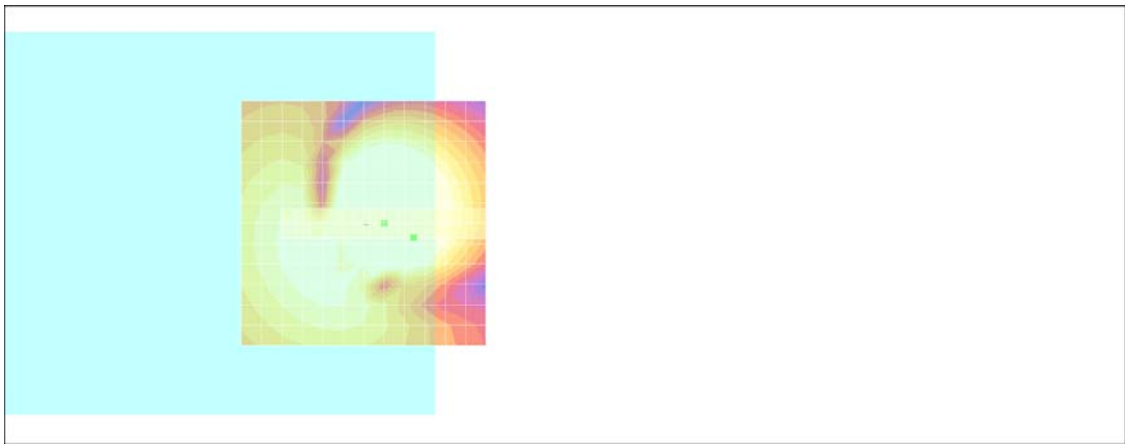

0 dB = 1.00A/m

## #16 T-Coil_WCDMA II_Voice_Ch9538_Radial 2 (Y)

**DUT: 140905-02**

Communication System: WCDMA; Frequency: 1907.6 MHz;Duty Cycle: 1:1
Medium: Air Medium parameters used: $\sigma = 0$ mho/m, $\varepsilon_r = 1$; $\rho = 1$ kg/m$^3$
Ambient Temperature：22.5 ℃

DASY4 Configuration:
- Probe: AM1DV2 - 1038; ; Calibrated: 2011/1/18
- Sensor-Surface: 0mm (Fix Surface)
- Electronics: DAE3 Sn495; Calibrated: 2011/4/28
- Phantom: HAC Test Arch with AMCC; Type: SD HAC P01 BA;
- Measurement SW: DASY4, V4.7 Build 80; Postprocessing SW: SEMCAD, V1.8 Build 186

### Scans/y (transversal) fine 3mm 6 x 42/ABM SNR(x,y,z) (3x15x1):

ABM1/ABM2 = 35.7 dB
ABM1 comp = 12.0 dB A/m
Location: 1.2, -7.2, 3.7 mm



0 dB = 1.00A/m