#31 GSM850_Right Cheek_Ch189

DUT: 1D0814

Communication System: GSM850; Frequency: 836.4 MHz;Duty Cycle: 1:8.3
Medium: HSL_850_120330 Medium parameters used : f = 836.4 MHz; σ = 0.886 mho/m; ε_r = 41.5; ρ = 1000 kg/m^3
Ambient Temperature：22.7 ℃； Liquid Temperature：21.7 ℃

DASY4 Configuration:
- Probe: EX3DV4 - SN3792; ConvF(8.93, 8.93, 8.93); Calibrated: 2011/6/20
- Sensor-Surface: 4mm (Mechanical Surface Detection)
- Electronics: DAE3 Sn577; Calibrated: 2011/6/20
- Phantom: SAM-Left; Type: QD 000 P40 C; Serial: TP-1478
- Measurement SW: DASY4, V4.7 Build 80; Postprocessing SW: SEMCAD, V1.8 Build 186

Ch189/Area Scan (71x121x1): Measurement grid: dx=15mm, dy=15mm
Maximum value of SAR (interpolated) = 0.722 mW/g

Ch189/Zoom Scan (5x5x7)/Cube 0: Measurement grid: dx=8mm, dy=8mm, dz=5mm
Reference Value = 24.8 V/m; Power Drift = 0.042 dB
Peak SAR (extrapolated) = 1.35 W/kg
SAR(1 g) = 0.732 mW/g; SAR(10 g) = 0.446 mW/g
Maximum value of SAR (measured) = 0.790 mW/g

Ch189/Zoom Scan (5x5x7)/Cube 1: Measurement grid: dx=8mm, dy=8mm, dz=5mm
Reference Value = 24.8 V/m; Power Drift = 0.042 dB
Peak SAR (extrapolated) = 0.728 W/kg
SAR(1 g) = 0.582 mW/g; SAR(10 g) = 0.455 mW/g
Maximum value of SAR (measured) = 0.610 mW/g



0 dB = 0.610mW/g

#32 GSM850_Right Tilted_Ch189

DUT: 1D0814

Communication System: GSM850; Frequency: 836.4 MHz;Duty Cycle: 1:8.3
Medium: HSL_850_120330 Medium parameters used : f = 836.4 MHz; σ = 0.886 mho/m; ε_r = 41.5; ρ = 1000 kg/m^3
Ambient Temperature：22.7 ℃； Liquid Temperature：21.7 ℃

DASY4 Configuration:
- Probe: EX3DV4 - SN3792; ConvF(8.93, 8.93, 8.93); Calibrated: 2011/6/20
- Sensor-Surface: 4mm (Mechanical Surface Detection)
- Electronics: DAE3 Sn577; Calibrated: 2011/6/20
- Phantom: SAM-Left; Type: QD 000 P40 C; Serial: TP-1478
- Measurement SW: DASY4, V4.7 Build 80; Postprocessing SW: SEMCAD, V1.8 Build 186

Ch189/Area Scan (71x121x1): Measurement grid: dx=15mm, dy=15mm
Maximum value of SAR (interpolated) = 0.629 mW/g

Ch189/Zoom Scan (5x5x7)/Cube 0: Measurement grid: dx=8mm, dy=8mm, dz=5mm
Reference Value = 23.0 V/m; Power Drift = 0.026 dB
Peak SAR (extrapolated) = 1.28 W/kg
SAR(1 g) = 0.632 mW/g; SAR(10 g) = 0.347 mW/g
Maximum value of SAR (measured) = 0.702 mW/g

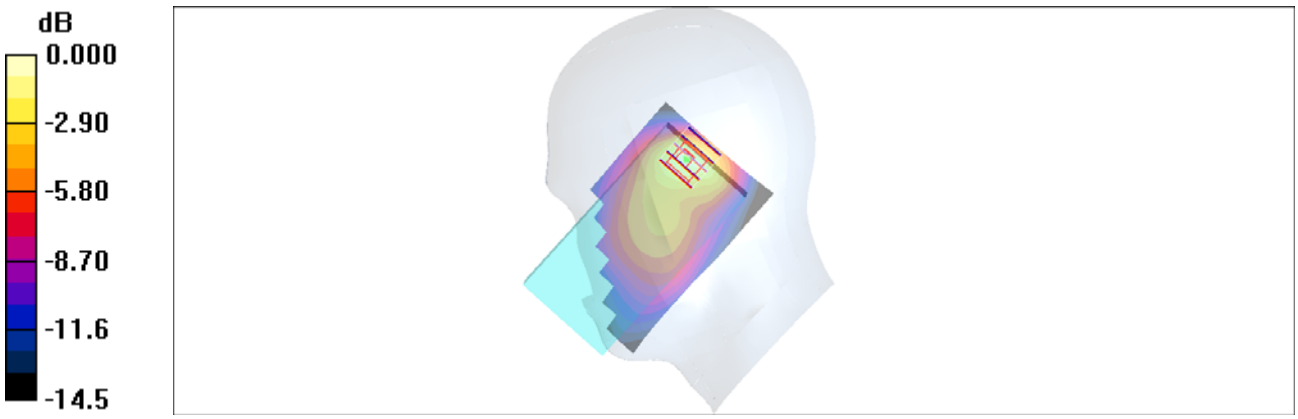

0 dB = 0.702mW/g

#33 GSM850_Left Cheek_Ch189

DUT: 1D0814

Communication System: GSM850; Frequency: 836.4 MHz;Duty Cycle: 1:8.3
Medium: HSL_850_120330 Medium parameters used : f = 836.4 MHz; σ = 0.886 mho/m; ε_r = 41.5; ρ = 1000 kg/m^3
Ambient Temperature：22.7 ℃； Liquid Temperature：21.7 ℃

DASY4 Configuration:
- Probe: EX3DV4 - SN3792; ConvF(8.93, 8.93, 8.93); Calibrated: 2011/6/20
- Sensor-Surface: 4mm (Mechanical Surface Detection)
- Electronics: DAE3 Sn577; Calibrated: 2011/6/20
- Phantom: SAM-Left; Type: QD 000 P40 C; Serial: TP-1478
- Measurement SW: DASY4, V4.7 Build 80; Postprocessing SW: SEMCAD, V1.8 Build 186

Ch189/Area Scan (71x121x1): Measurement grid: dx=15mm, dy=15mm
Maximum value of SAR (interpolated) = 0.595 mW/g

Ch189/Zoom Scan (5x5x7)/Cube 0: Measurement grid: dx=8mm, dy=8mm, dz=5mm
Reference Value = 25.7 V/m; Power Drift = 0.009 dB
Peak SAR (extrapolated) = 0.852 W/kg
SAR(1 g) = 0.564 mW/g; SAR(10 g) = 0.391 mW/g
Maximum value of SAR (measured) = 0.592 mW/g

Ch189/Zoom Scan (5x5x7)/Cube 1: Measurement grid: dx=8mm, dy=8mm, dz=5mm
Reference Value = 25.7 V/m; Power Drift = 0.009 dB
Peak SAR (extrapolated) = 0.618 W/kg
SAR(1 g) = 0.501 mW/g; SAR(10 g) = 0.395 mW/g
Maximum value of SAR (measured) = 0.522 mW/g



0 dB = 0.522mW/g

#34 GSM850_Left Tilted_Ch189

DUT: 1D0814

Communication System: GSM850; Frequency: 836.4 MHz;Duty Cycle: 1:8.3
Medium: HSL_850_120330 Medium parameters used : f = 836.4 MHz; σ = 0.886 mho/m; ε_r = 41.5; ρ = 1000 kg/m^3
Ambient Temperature：22.7 ℃； Liquid Temperature：21.7 ℃

DASY4 Configuration:
- Probe: EX3DV4 - SN3792; ConvF(8.93, 8.93, 8.93); Calibrated: 2011/6/20
- Sensor-Surface: 4mm (Mechanical Surface Detection)
- Electronics: DAE3 Sn577; Calibrated: 2011/6/20
- Phantom: SAM-Left; Type: QD 000 P40 C; Serial: TP-1478
- Measurement SW: DASY4, V4.7 Build 80; Postprocessing SW: SEMCAD, V1.8 Build 186

Ch189/Area Scan (71x121x1): Measurement grid: dx=15mm, dy=15mm
Maximum value of SAR (interpolated) = 0.533 mW/g

Ch189/Zoom Scan (5x5x7)/Cube 0: Measurement grid: dx=8mm, dy=8mm, dz=5mm
Reference Value = 23.5 V/m; Power Drift = -0.061 dB
Peak SAR (extrapolated) = 0.761 W/kg
SAR(1 g) = 0.481 mW/g; SAR(10 g) = 0.307 mW/g
Maximum value of SAR (measured) = 0.512 mW/g

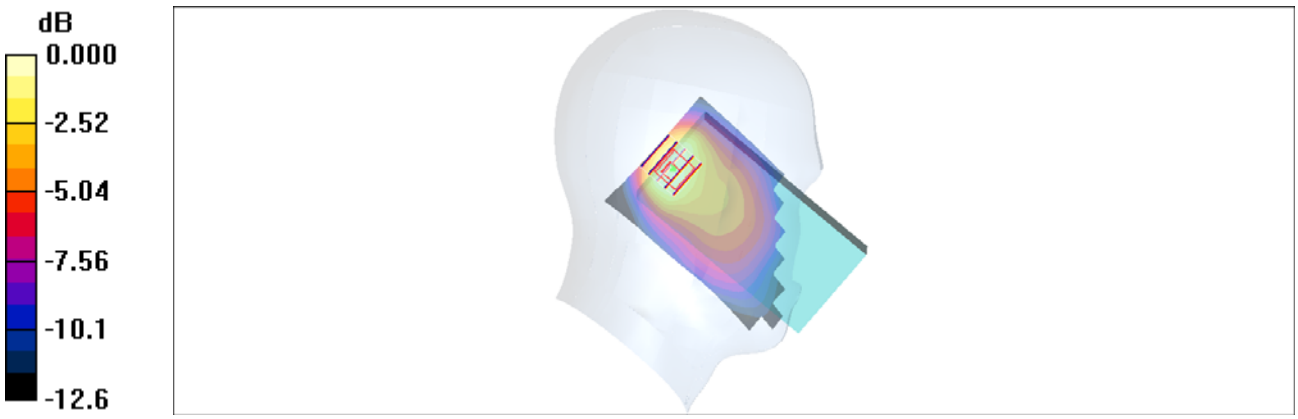

0 dB = 0.512mW/g

#35 GSM850_Right Cheek_Ch189_Charger Snap1

DUT: 1D0814

Communication System: GSM850; Frequency: 836.4 MHz;Duty Cycle: 1:8.3
Medium: HSL_850_120330 Medium parameters used : f = 836.4 MHz; σ = 0.886 mho/m; ε_r = 41.5; ρ = 1000 kg/m^3
Ambient Temperature：22.7 ℃； Liquid Temperature：21.7 ℃

DASY4 Configuration:
- Probe: EX3DV4 - SN3792; ConvF(8.93, 8.93, 8.93); Calibrated: 2011/6/20
- Sensor-Surface: 4mm (Mechanical Surface Detection)
- Electronics: DAE3 Sn577; Calibrated: 2011/6/20
- Phantom: SAM-Left; Type: QD 000 P40 C; Serial: TP-1478
- Measurement SW: DASY4, V4.7 Build 80; Postprocessing SW: SEMCAD, V1.8 Build 186

Ch189/Area Scan (71x141x1): Measurement grid: dx=15mm, dy=15mm
Maximum value of SAR (interpolated) = 0.960 mW/g

Ch189/Zoom Scan (5x5x7)/Cube 0: Measurement grid: dx=8mm, dy=8mm, dz=5mm
Reference Value = 28.3 V/m; Power Drift = -0.002 dB
Peak SAR (extrapolated) = 1.84 W/kg
SAR(1 g) = 0.971 mW/g; SAR(10 g) = 0.573 mW/g
Maximum value of SAR (measured) = 1.03 mW/g

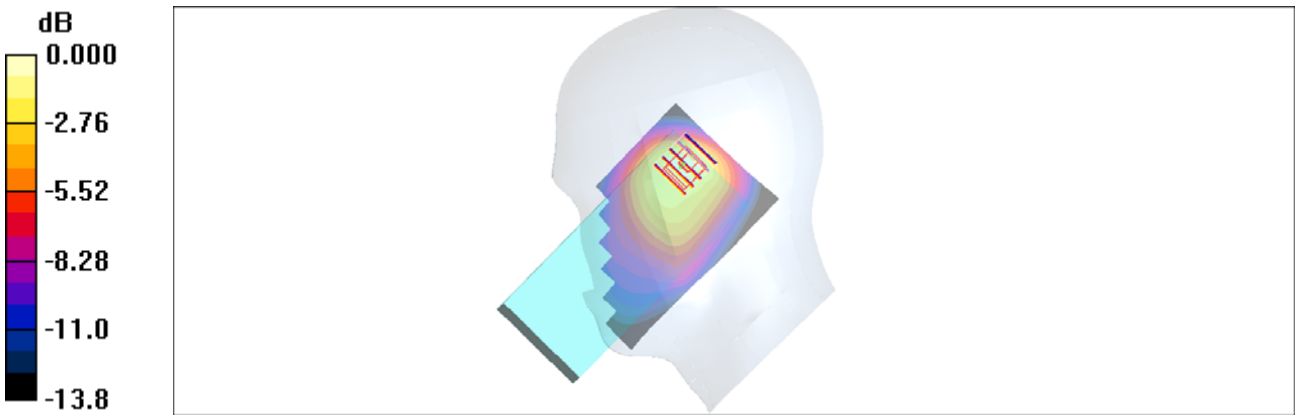

0 dB = 1.03mW/g

#36 GSM850_Right Cheek_Ch128_Charger Snap1

DUT: 1D0814

Communication System: GSM850; Frequency: 824.2 MHz;Duty Cycle: 1:8.3
Medium: HSL_850_120330 Medium parameters used : f = 824.2 MHz; σ = 0.874 mho/m; ε_r = 41.7; ρ = 1000 kg/m^3
Ambient Temperature：22.7 ℃； Liquid Temperature：21.7 ℃

DASY4 Configuration:
- Probe: EX3DV4 - SN3792; ConvF(8.93, 8.93, 8.93); Calibrated: 2011/6/20
- Sensor-Surface: 4mm (Mechanical Surface Detection)
- Electronics: DAE3 Sn577; Calibrated: 2011/6/20
- Phantom: SAM-Left; Type: QD 000 P40 C; Serial: TP-1478
- Measurement SW: DASY4, V4.7 Build 80; Postprocessing SW: SEMCAD, V1.8 Build 186

Ch128/Area Scan (71x141x1): Measurement grid: dx=15mm, dy=15mm
Maximum value of SAR (interpolated) = 0.719 mW/g

Ch128/Zoom Scan (5x5x7)/Cube 0: Measurement grid: dx=8mm, dy=8mm, dz=5mm
Reference Value = 24.3 V/m; Power Drift = -0.026 dB
Peak SAR (extrapolated) = 1.36 W/kg
SAR(1 g) = 0.720 mW/g; SAR(10 g) = 0.426 mW/g
Maximum value of SAR (measured) = 0.766 mW/g

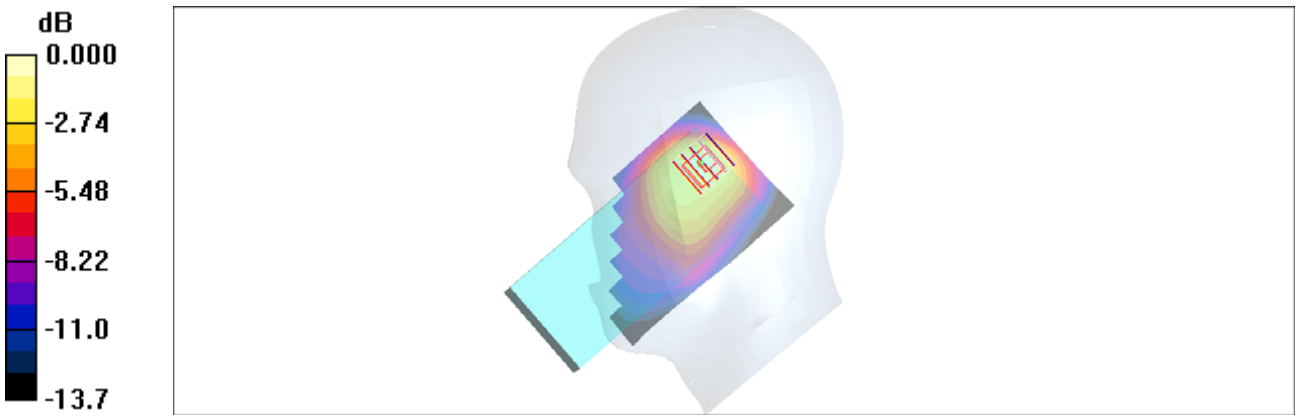

0 dB = 0.766mW/g

#37 GSM850_Right Cheek_Ch251_Charger Snap1

DUT: 1D0814

Communication System: GSM850; Frequency: 848.8 MHz;Duty Cycle: 1:8.3
Medium: HSL_850_120330 Medium parameters used: f = 849 MHz; σ = 0.898 mho/m; ε_r = 41.4; ρ = 1000 kg/m^3
Ambient Temperature：22.7 ℃； Liquid Temperature：21.7 ℃

DASY4 Configuration:
- Probe: EX3DV4 - SN3792; ConvF(8.93, 8.93, 8.93); Calibrated: 2011/6/20
- Sensor-Surface: 4mm (Mechanical Surface Detection)
- Electronics: DAE3 Sn577; Calibrated: 2011/6/20
- Phantom: SAM-Left; Type: QD 000 P40 C; Serial: TP-1478
- Measurement SW: DASY4, V4.7 Build 80; Postprocessing SW: SEMCAD, V1.8 Build 186

Ch251/Area Scan (71x141x1): Measurement grid: dx=15mm, dy=15mm
Maximum value of SAR (interpolated) = 1.18 mW/g

Ch251/Zoom Scan (5x5x7)/Cube 0: Measurement grid: dx=8mm, dy=8mm, dz=5mm
Reference Value = 30.7 V/m; Power Drift = -0.006 dB
Peak SAR (extrapolated) = 2.22 W/kg
SAR(1 g) = 1.18 mW/g; SAR(10 g) = 0.700 mW/g
Maximum value of SAR (measured) = 1.24 mW/g

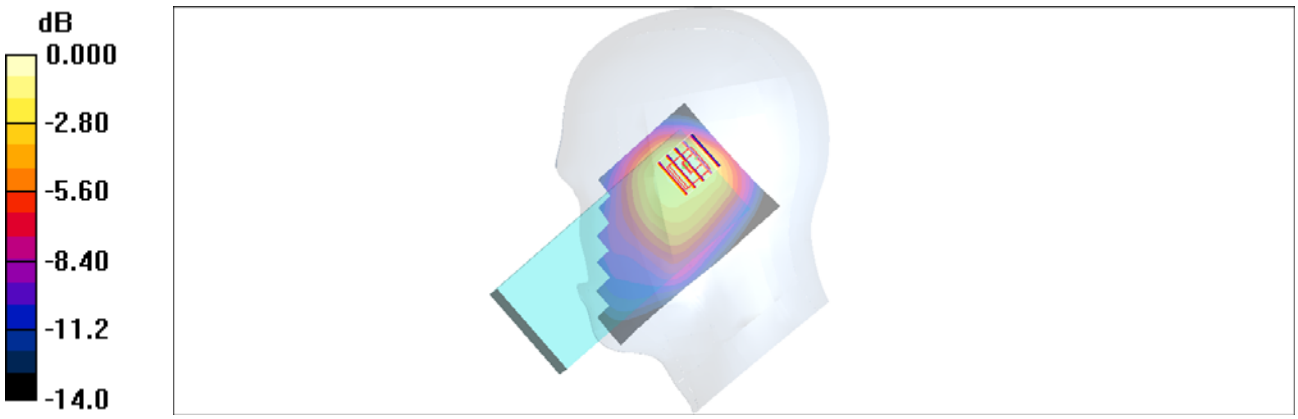

0 dB = 1.24mW/g

#38 GSM850_Right Cheek_Ch189_Charger Snap2

DUT: 1D0814

Communication System: GSM850; Frequency: 836.4 MHz;Duty Cycle: 1:8.3
Medium: HSL_850_120330 Medium parameters used : f = 836.4 MHz; σ = 0.886 mho/m; ε_r = 41.5; ρ = 1000 kg/m^3
Ambient Temperature：22.7 ℃； Liquid Temperature：21.7 ℃

DASY4 Configuration:
- Probe: EX3DV4 - SN3792; ConvF(8.93, 8.93, 8.93); Calibrated: 2011/6/20
- Sensor-Surface: 4mm (Mechanical Surface Detection)
- Electronics: DAE3 Sn577; Calibrated: 2011/6/20
- Phantom: SAM-Left; Type: QD 000 P40 C; Serial: TP-1478
- Measurement SW: DASY4, V4.7 Build 80; Postprocessing SW: SEMCAD, V1.8 Build 186

Ch189/Area Scan (71x141x1): Measurement grid: dx=15mm, dy=15mm
Maximum value of SAR (interpolated) = 1.16 mW/g

Ch189/Zoom Scan (5x5x7)/Cube 0: Measurement grid: dx=8mm, dy=8mm, dz=5mm
Reference Value = 30.5 V/m; Power Drift = 0.155 dB
Peak SAR (extrapolated) = 2.25 W/kg
SAR(1 g) = 1.19 mW/g; SAR(10 g) = 0.707 mW/g
Maximum value of SAR (measured) = 1.26 mW/g



0 dB = 1.26mW/g

#72 GSM850_Right Cheek_Ch128_Charger Snap2

DUT: 1D0814

Communication System: GSM850; Frequency: 824.2 MHz;Duty Cycle: 1:8.3
Medium: HSL_850_120330 Medium parameters used : f = 824.2 MHz; σ = 0.874 mho/m; ε_r = 41.7; ρ = 1000 kg/m^3
Ambient Temperature：22.7 ℃； Liquid Temperature：21.7 ℃

DASY4 Configuration:
- Probe: EX3DV4 - SN3792; ConvF(8.93, 8.93, 8.93); Calibrated: 2011/6/20
- Sensor-Surface: 4mm (Mechanical Surface Detection)
- Electronics: DAE3 Sn577; Calibrated: 2011/6/20
- Phantom: SAM-Left; Type: QD 000 P40 C; Serial: TP-1478
- Measurement SW: DASY4, V4.7 Build 80; Postprocessing SW: SEMCAD, V1.8 Build 186

Ch128/Area Scan (71x141x1): Measurement grid: dx=15mm, dy=15mm
Maximum value of SAR (interpolated) = 0.916 mW/g

Ch128/Zoom Scan (5x5x7)/Cube 0: Measurement grid: dx=8mm, dy=8mm, dz=5mm
Reference Value = 27.4 V/m; Power Drift = -0.043 dB
Peak SAR (extrapolated) = 1.77 W/kg
SAR(1 g) = 0.926 mW/g; SAR(10 g) = 0.544 mW/g
Maximum value of SAR (measured) = 0.994 mW/g



0 dB = 0.994mW/g

#73 GSM850_Right Cheek_Ch251_Charger Snap2

DUT: 1D0814

Communication System: GSM850; Frequency: 848.8 MHz;Duty Cycle: 1:8.3
Medium: HSL_850_120330 Medium parameters used: f = 849 MHz; σ = 0.898 mho/m; ε_r = 41.4; ρ = 1000 kg/m^3
Ambient Temperature：22.7 ℃； Liquid Temperature：21.7 ℃

DASY4 Configuration:
- Probe: EX3DV4 - SN3792; ConvF(8.93, 8.93, 8.93); Calibrated: 2011/6/20
- Sensor-Surface: 4mm (Mechanical Surface Detection)
- Electronics: DAE3 Sn577; Calibrated: 2011/6/20
- Phantom: SAM-Left; Type: QD 000 P40 C; Serial: TP-1478
- Measurement SW: DASY4, V4.7 Build 80; Postprocessing SW: SEMCAD, V1.8 Build 186

Ch251/Area Scan (71x141x1): Measurement grid: dx=15mm, dy=15mm
Maximum value of SAR (interpolated) = 1.39 mW/g

Ch251/Zoom Scan (5x5x7)/Cube 0: Measurement grid: dx=8mm, dy=8mm, dz=5mm
Reference Value = 33.3 V/m; Power Drift = 0.024 dB
Peak SAR (extrapolated) = 2.63 W/kg
SAR(1 g) = 1.38 mW/g; SAR(10 g) = 0.821 mW/g
Maximum value of SAR (measured) = 1.45 mW/g



0 dB = 1.45mW/g

#73 GSM850_Right Cheek_Ch251_Charger Snap2_2D

DUT: 1D0814

Communication System: GSM850; Frequency: 848.8 MHz;Duty Cycle: 1:8.3
Medium: HSL_850_120330 Medium parameters used: f = 849 MHz; σ = 0.898 mho/m; ε_r = 41.4; ρ = 1000 kg/m^3
Ambient Temperature：22.7 ℃； Liquid Temperature：21.7 ℃

DASY4 Configuration:
- Probe: EX3DV4 - SN3792; ConvF(8.93, 8.93, 8.93); Calibrated: 2011/6/20
- Sensor-Surface: 4mm (Mechanical Surface Detection)
- Electronics: DAE3 Sn577; Calibrated: 2011/6/20
- Phantom: SAM-Left; Type: QD 000 P40 C; Serial: TP-1478
- Measurement SW: DASY4, V4.7 Build 80; Postprocessing SW: SEMCAD, V1.8 Build 186

Ch251/Area Scan (71x141x1): Measurement grid: dx=15mm, dy=15mm
Maximum value of SAR (interpolated) = 1.39 mW/g

Ch251/Zoom Scan (5x5x7)/Cube 0: Measurement grid: dx=8mm, dy=8mm, dz=5mm
Reference Value = 33.3 V/m; Power Drift = 0.024 dB
Peak SAR (extrapolated) = 2.63 W/kg
SAR(1 g) = 1.38 mW/g; SAR(10 g) = 0.821 mW/g
Maximum value of SAR (measured) = 1.45 mW/g

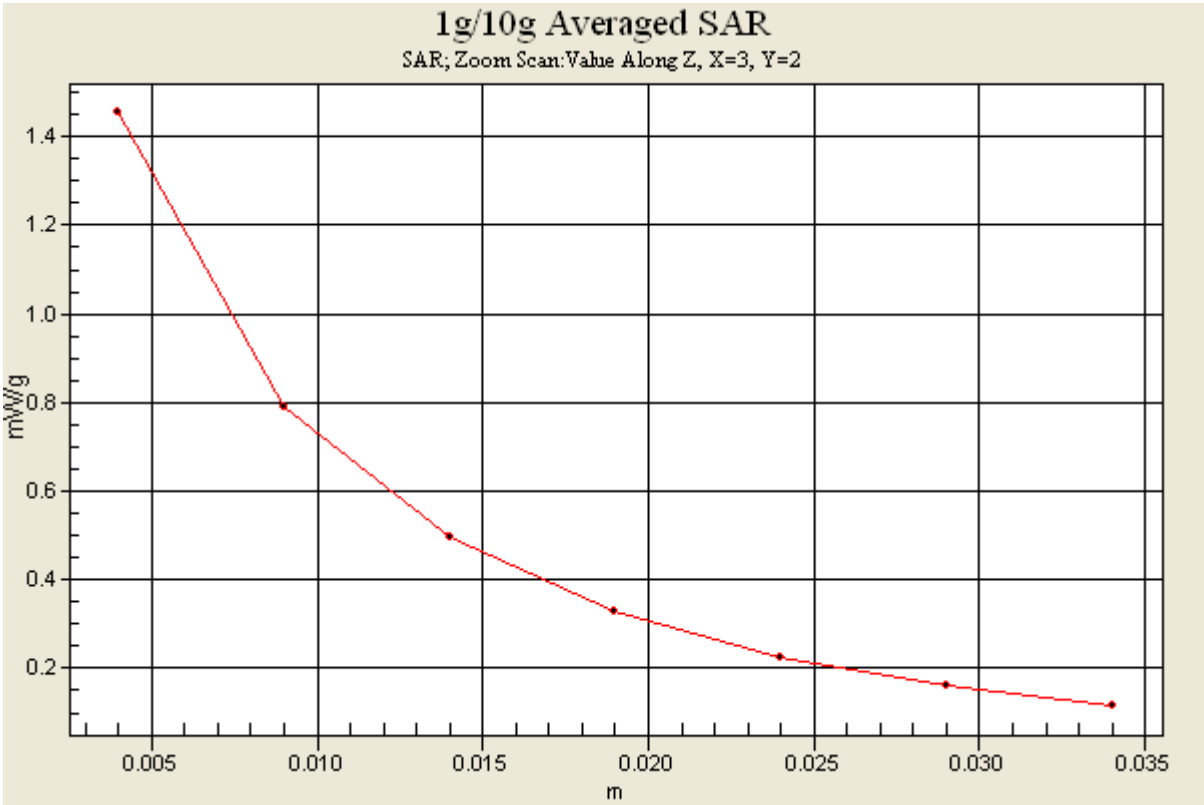

#01 GSM1900_Right Cheek_Ch810

DUT: 1D0814

Communication System: PCS; Frequency: 1909.8 MHz;Duty Cycle: 1:8.3
Medium: HSL_1900_120328 Medium parameters used: f = 1910 MHz; σ = 1.45 mho/m; ε_r = 41.2; ρ = 1000 kg/m^3
Ambient Temperature：22.6 ℃； Liquid Temperature：21.6 ℃

DASY4 Configuration:
- Probe: EX3DV4 - SN3792; ConvF(7.76, 7.76, 7.76); Calibrated: 2011/6/20
- Sensor-Surface: 4mm (Mechanical Surface Detection)
- Electronics: DAE3 Sn495; Calibrated: 2011/4/28
- Phantom: SAM-Right; Type: QD 000 P40 C; Serial: TP-1383
- Measurement SW: DASY4, V4.7 Build 80; Postprocessing SW: SEMCAD, V1.8 Build 186

Ch810/Area Scan (71x121x1): Measurement grid: dx=15mm, dy=15mm
Maximum value of SAR (interpolated) = 0.372 mW/g

Ch810/Zoom Scan (5x5x7)/Cube 0: Measurement grid: dx=8mm, dy=8mm, dz=5mm
Reference Value = 13.5 V/m; Power Drift = -0.190 dB
Peak SAR (extrapolated) = 0.633 W/kg
SAR(1 g) = 0.337 mW/g; SAR(10 g) = 0.176 mW/g
Maximum value of SAR (measured) = 0.370 mW/g



0 dB = 0.370mW/g

#02 GSM1900_Right Tilted_Ch810

DUT: 1D0814

Communication System: PCS; Frequency: 1909.8 MHz;Duty Cycle: 1:8.3
Medium: HSL_1900_120328 Medium parameters used: f = 1910 MHz; σ = 1.45 mho/m; ε_r = 41.2; ρ = 1000 kg/m^3
Ambient Temperature：22.6 ℃； Liquid Temperature：21.6 ℃

DASY4 Configuration:
- Probe: EX3DV4 - SN3792; ConvF(7.76, 7.76, 7.76); Calibrated: 2011/6/20
- Sensor-Surface: 4mm (Mechanical Surface Detection)
- Electronics: DAE3 Sn495; Calibrated: 2011/4/28
- Phantom: SAM-Right; Type: QD 000 P40 C; Serial: TP-1383
- Measurement SW: DASY4, V4.7 Build 80; Postprocessing SW: SEMCAD, V1.8 Build 186

Ch810/Area Scan (71x121x1): Measurement grid: dx=15mm, dy=15mm
Maximum value of SAR (interpolated) = 0.441 mW/g

Ch810/Zoom Scan (5x5x7)/Cube 0: Measurement grid: dx=8mm, dy=8mm, dz=5mm
Reference Value = 13.3 V/m; Power Drift = 0.031 dB
Peak SAR (extrapolated) = 0.727 W/kg
SAR(1 g) = 0.398 mW/g; SAR(10 g) = 0.210 mW/g
Maximum value of SAR (measured) = 0.434 mW/g

0 dB = 0.434mW/g

#03 GSM1900_Left Cheek_Ch810

DUT: 1D0814

Communication System: PCS; Frequency: 1909.8 MHz;Duty Cycle: 1:8.3
Medium: HSL_1900_120328 Medium parameters used: f = 1910 MHz; σ = 1.45 mho/m; ε_r = 41.2; ρ = 1000 kg/m^3
Ambient Temperature：22.6 ℃； Liquid Temperature：21.6 ℃

DASY4 Configuration:
- Probe: EX3DV4 - SN3792; ConvF(7.76, 7.76, 7.76); Calibrated: 2011/6/20
- Sensor-Surface: 4mm (Mechanical Surface Detection)
- Electronics: DAE3 Sn495; Calibrated: 2011/4/28
- Phantom: SAM-Right; Type: QD 000 P40 C; Serial: TP-1383
- Measurement SW: DASY4, V4.7 Build 80; Postprocessing SW: SEMCAD, V1.8 Build 186

Ch810/Area Scan (71x121x1): Measurement grid: dx=15mm, dy=15mm
Maximum value of SAR (interpolated) = 0.259 mW/g

Ch810/Zoom Scan (5x5x7)/Cube 0: Measurement grid: dx=8mm, dy=8mm, dz=5mm
Reference Value = 10.4 V/m; Power Drift = 0.189 dB
Peak SAR (extrapolated) = 0.406 W/kg
SAR(1 g) = 0.227 mW/g; SAR(10 g) = 0.121 mW/g
Maximum value of SAR (measured) = 0.245 mW/g



0 dB = 0.259mW/g

#04 GSM1900_Left Tilted_Ch810

DUT: 1D0814

Communication System: PCS; Frequency: 1909.8 MHz;Duty Cycle: 1:8.3
Medium: HSL_1900_120328 Medium parameters used: f = 1910 MHz; σ = 1.45 mho/m; ε_r = 41.2; ρ = 1000 kg/m^3
Ambient Temperature：22.6 ℃； Liquid Temperature：21.6 ℃

DASY4 Configuration:
- Probe: EX3DV4 - SN3792; ConvF(7.76, 7.76, 7.76); Calibrated: 2011/6/20
- Sensor-Surface: 4mm (Mechanical Surface Detection)
- Electronics: DAE3 Sn495; Calibrated: 2011/4/28
- Phantom: SAM-Right; Type: QD 000 P40 C; Serial: TP-1383
- Measurement SW: DASY4, V4.7 Build 80; Postprocessing SW: SEMCAD, V1.8 Build 186

Ch810/Area Scan (71x121x1): Measurement grid: dx=15mm, dy=15mm
Maximum value of SAR (interpolated) = 0.309 mW/g

Ch810/Zoom Scan (5x5x7)/Cube 0: Measurement grid: dx=8mm, dy=8mm, dz=5mm
Reference Value = 11.0 V/m; Power Drift = -0.090 dB
Peak SAR (extrapolated) = 0.483 W/kg
SAR(1 g) = 0.272 mW/g; SAR(10 g) = 0.147 mW/g
Maximum value of SAR (measured) = 0.290 mW/g



0 dB = 0.290mW/g

#05 GSM1900_Right Tilted_Ch810_Charger Snap1

DUT: 1D0814

Communication System: PCS; Frequency: 1909.8 MHz;Duty Cycle: 1:8.3
Medium: HSL_1900_120328 Medium parameters used: f = 1910 MHz; σ = 1.45 mho/m; ε_r = 41.2; ρ = 1000 kg/m^3
Ambient Temperature：22.6 ℃； Liquid Temperature：21.6 ℃

DASY4 Configuration:
- Probe: EX3DV4 - SN3792; ConvF(7.76, 7.76, 7.76); Calibrated: 2011/6/20
- Sensor-Surface: 4mm (Mechanical Surface Detection)
- Electronics: DAE3 Sn495; Calibrated: 2011/4/28
- Phantom: SAM-Right; Type: QD 000 P40 C; Serial: TP-1383
- Measurement SW: DASY4, V4.7 Build 80; Postprocessing SW: SEMCAD, V1.8 Build 186

Ch810/Area Scan (71x141x1): Measurement grid: dx=15mm, dy=15mm
Maximum value of SAR (interpolated) = 0.467 mW/g

Ch810/Zoom Scan (5x5x7)/Cube 0: Measurement grid: dx=8mm, dy=8mm, dz=5mm
Reference Value = 11.6 V/m; Power Drift = -0.040 dB
Peak SAR (extrapolated) = 0.772 W/kg
SAR(1 g) = 0.414 mW/g; SAR(10 g) = 0.215 mW/g
Maximum value of SAR (measured) = 0.458 mW/g



0 dB = 0.458mW/g

#05 GSM1900_Right Tilted_Ch810_Charger Snap1_2D

DUT: 1D0814

Communication System: PCS; Frequency: 1909.8 MHz;Duty Cycle: 1:8.3
Medium: HSL_1900_120328 Medium parameters used: f = 1910 MHz; σ = 1.45 mho/m; ε_r = 41.2; ρ = 1000 kg/m^3
Ambient Temperature：22.6 ℃； Liquid Temperature：21.6 ℃

DASY4 Configuration:
- Probe: EX3DV4 - SN3792; ConvF(7.76, 7.76, 7.76); Calibrated: 2011/6/20
- Sensor-Surface: 4mm (Mechanical Surface Detection)
- Electronics: DAE3 Sn495; Calibrated: 2011/4/28
- Phantom: SAM-Right; Type: QD 000 P40 C; Serial: TP-1383
- Measurement SW: DASY4, V4.7 Build 80; Postprocessing SW: SEMCAD, V1.8 Build 186

Ch810/Area Scan (71x141x1): Measurement grid: dx=15mm, dy=15mm
Maximum value of SAR (interpolated) = 0.467 mW/g

Ch810/Zoom Scan (5x5x7)/Cube 0: Measurement grid: dx=8mm, dy=8mm, dz=5mm
Reference Value = 11.6 V/m; Power Drift = -0.040 dB
Peak SAR (extrapolated) = 0.772 W/kg
SAR(1 g) = 0.414 mW/g; SAR(10 g) = 0.215 mW/g
Maximum value of SAR (measured) = 0.458 mW/g

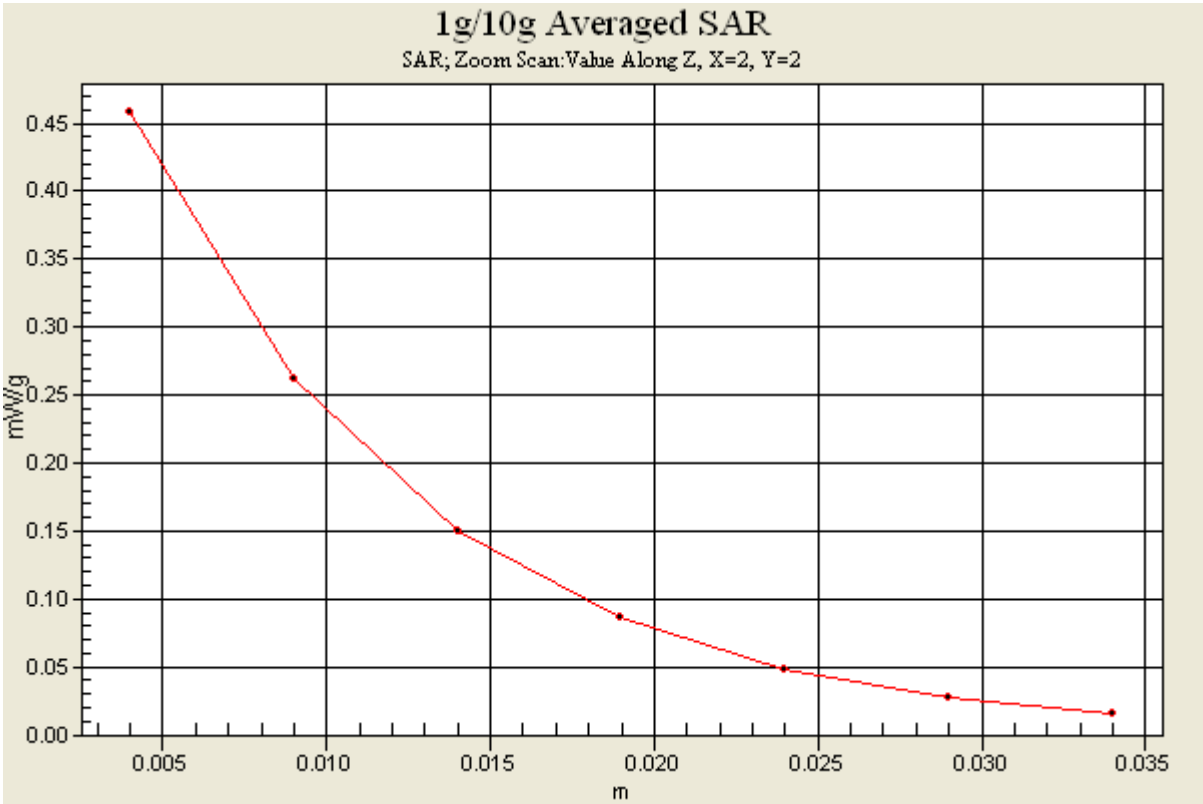

#06 GSM1900_Right Tilted_Ch810_Charger Snap2

DUT: 1D0814

Communication System: PCS; Frequency: 1909.8 MHz;Duty Cycle: 1:8.3
Medium: HSL_1900_120328 Medium parameters used: f = 1910 MHz; σ = 1.45 mho/m; ε_r = 41.2; ρ = 1000 kg/m^3
Ambient Temperature：22.6 ℃； Liquid Temperature：21.6 ℃

DASY4 Configuration:
- Probe: EX3DV4 - SN3792; ConvF(7.76, 7.76, 7.76); Calibrated: 2011/6/20
- Sensor-Surface: 4mm (Mechanical Surface Detection)
- Electronics: DAE3 Sn495; Calibrated: 2011/4/28
- Phantom: SAM-Right; Type: QD 000 P40 C; Serial: TP-1383
- Measurement SW: DASY4, V4.7 Build 80; Postprocessing SW: SEMCAD, V1.8 Build 186

Ch810/Area Scan (71x141x1): Measurement grid: dx=15mm, dy=15mm
Maximum value of SAR (interpolated) = 0.380 mW/g

Ch810/Zoom Scan (5x5x7)/Cube 0: Measurement grid: dx=8mm, dy=8mm, dz=5mm
Reference Value = 14.1 V/m; Power Drift = -0.090 dB
Peak SAR (extrapolated) = 0.646 W/kg
SAR(1 g) = 0.339 mW/g; SAR(10 g) = 0.173 mW/g
Maximum value of SAR (measured) = 0.371 mW/g

Ch810/Zoom Scan (5x5x7)/Cube 1: Measurement grid: dx=8mm, dy=8mm, dz=5mm
Reference Value = 14.1 V/m; Power Drift = -0.090 dB
Peak SAR (extrapolated) = 0.444 W/kg
SAR(1 g) = 0.266 mW/g; SAR(10 g) = 0.147 mW/g
Maximum value of SAR (measured) = 0.283 mW/g



0 dB = 0.283mW/g

#23 WCDMA V_RMC12.2K_Right Cheek_Ch4182

DUT: 1D0814

Communication System: WCDMA; Frequency: 836.4 MHz;Duty Cycle: 1:1
Medium: HSL_850_120330 Medium parameters used : f = 836.4 MHz; σ = 0.886 mho/m; ε_r = 41.5; ρ = 1000 kg/m^3
Ambient Temperature：22.7 ℃； Liquid Temperature：21.7 ℃

DASY4 Configuration:
- Probe: EX3DV4 - SN3792; ConvF(8.93, 8.93, 8.93); Calibrated: 2011/6/20
- Sensor-Surface: 4mm (Mechanical Surface Detection)
- Electronics: DAE3 Sn577; Calibrated: 2011/6/20
- Phantom: SAM-Left; Type: QD 000 P40 C; Serial: TP-1478
- Measurement SW: DASY4, V4.7 Build 80; Postprocessing SW: SEMCAD, V1.8 Build 186

Ch4182/Area Scan (71x121x1): Measurement grid: dx=15mm, dy=15mm
Maximum value of SAR (interpolated) = 0.811 mW/g

Ch4182/Zoom Scan (5x5x7)/Cube 0: Measurement grid: dx=8mm, dy=8mm, dz=5mm
Reference Value = 25.3 V/m; Power Drift = -0.153 dB
Peak SAR (extrapolated) = 1.50 W/kg
SAR(1 g) = 0.764 mW/g; SAR(10 g) = 0.454 mW/g
Maximum value of SAR (measured) = 0.806 mW/g

Ch4182/Zoom Scan (5x5x7)/Cube 1: Measurement grid: dx=8mm, dy=8mm, dz=5mm
Reference Value = 25.3 V/m; Power Drift = -0.153 dB
Peak SAR (extrapolated) = 0.742 W/kg
SAR(1 g) = 0.582 mW/g; SAR(10 g) = 0.451 mW/g
Maximum value of SAR (measured) = 0.609 mW/g



0 dB = 0.609mW/g

#24 WCDMA V_RMC12.2K_Right Tilted_Ch4182

DUT: 1D0814

Communication System: WCDMA; Frequency: 836.4 MHz;Duty Cycle: 1:1
Medium: HSL_850_120330 Medium parameters used : f = 836.4 MHz; σ = 0.886 mho/m; ε_r = 41.5; ρ = 1000 kg/m^3
Ambient Temperature：22.7 ℃； Liquid Temperature：21.7 ℃

DASY4 Configuration:
- Probe: EX3DV4 - SN3792; ConvF(8.93, 8.93, 8.93); Calibrated: 2011/6/20
- Sensor-Surface: 4mm (Mechanical Surface Detection)
- Electronics: DAE3 Sn577; Calibrated: 2011/6/20
- Phantom: SAM-Left; Type: QD 000 P40 C; Serial: TP-1478
- Measurement SW: DASY4, V4.7 Build 80; Postprocessing SW: SEMCAD, V1.8 Build 186

Ch4182/Area Scan (71x121x1): Measurement grid: dx=15mm, dy=15mm
Maximum value of SAR (interpolated) = 0.599 mW/g

Ch4182/Zoom Scan (5x5x7)/Cube 0: Measurement grid: dx=8mm, dy=8mm, dz=5mm
Reference Value = 22.9 V/m; Power Drift = -0.124 dB
Peak SAR (extrapolated) = 1.25 W/kg
SAR(1 g) = 0.616 mW/g; SAR(10 g) = 0.336 mW/g
Maximum value of SAR (measured) = 0.681 mW/g

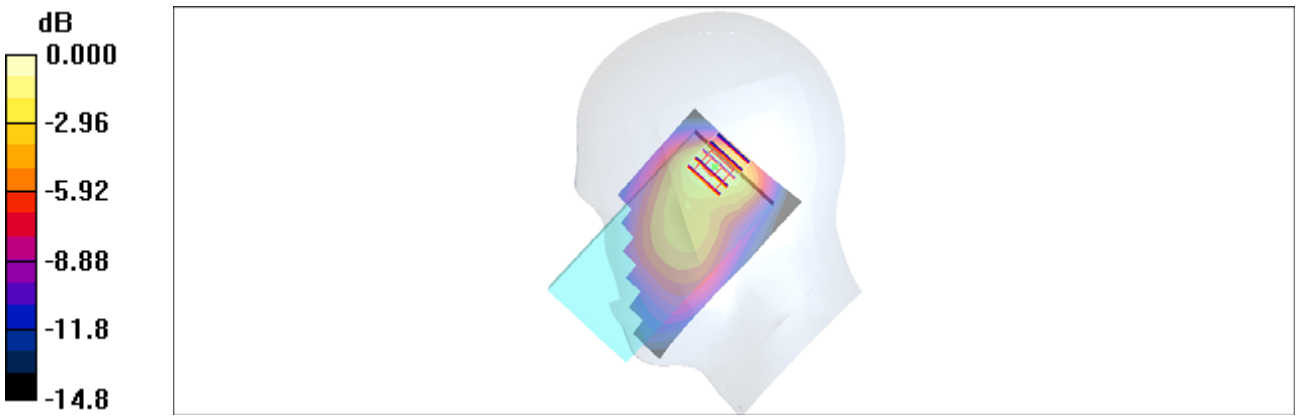

0 dB = 0.681mW/g

#25 WCDMA V_RMC12.2K_Left Cheek_Ch4182

DUT: 1D0814

Communication System: WCDMA; Frequency: 836.4 MHz;Duty Cycle: 1:1
Medium: HSL_850_120330 Medium parameters used : f = 836.4 MHz; σ = 0.886 mho/m; ε_r = 41.5; ρ = 1000 kg/m^3
Ambient Temperature：22.7 ℃; Liquid Temperature：21.7 ℃

DASY4 Configuration:
- Probe: EX3DV4 - SN3792; ConvF(8.93, 8.93, 8.93); Calibrated: 2011/6/20
- Sensor-Surface: 4mm (Mechanical Surface Detection)
- Electronics: DAE3 Sn577; Calibrated: 2011/6/20
- Phantom: SAM-Left; Type: QD 000 P40 C; Serial: TP-1478
- Measurement SW: DASY4, V4.7 Build 80; Postprocessing SW: SEMCAD, V1.8 Build 186

Ch4182/Area Scan (71x121x1): Measurement grid: dx=15mm, dy=15mm
Maximum value of SAR (interpolated) = 0.541 mW/g

Ch4182/Zoom Scan (5x5x7)/Cube 0: Measurement grid: dx=8mm, dy=8mm, dz=5mm
Reference Value = 24.6 V/m; Power Drift = 0.027 dB
Peak SAR (extrapolated) = 0.763 W/kg
SAR(1 g) = 0.514 mW/g; SAR(10 g) = 0.362 mW/g
Maximum value of SAR (measured) = 0.539 mW/g

Ch4182/Zoom Scan (5x5x7)/Cube 1: Measurement grid: dx=8mm, dy=8mm, dz=5mm
Reference Value = 24.6 V/m; Power Drift = 0.027 dB
Peak SAR (extrapolated) = 0.563 W/kg
SAR(1 g) = 0.462 mW/g; SAR(10 g) = 0.365 mW/g
Maximum value of SAR (measured) = 0.483 mW/g

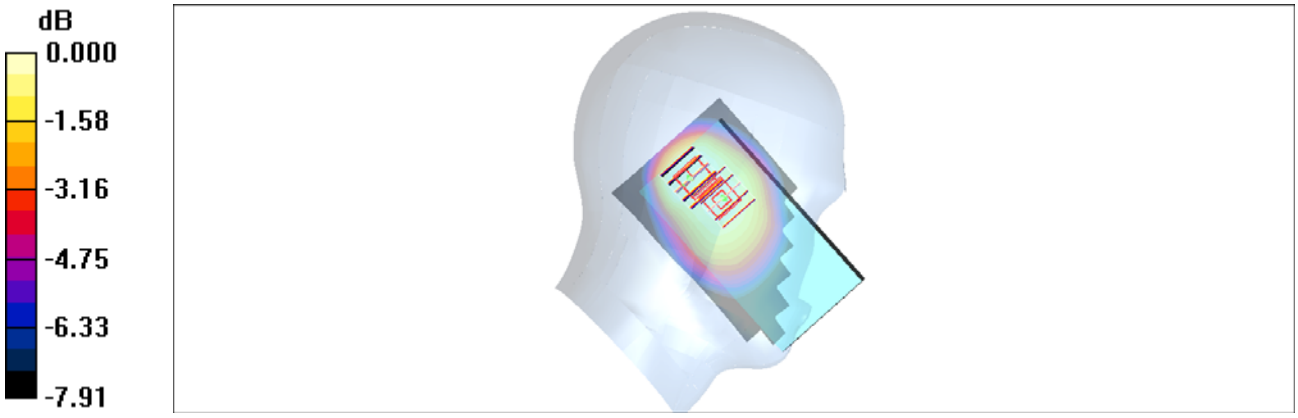

0 dB = 0.483mW/g

#26 WCDMA V_RMC12.2K_Left Tilted_Ch4182

DUT: 1D0814

Communication System: WCDMA; Frequency: 836.4 MHz;Duty Cycle: 1:1
Medium: HSL_850_120330 Medium parameters used : f = 836.4 MHz; σ = 0.886 mho/m; ε_r = 41.5; ρ = 1000 kg/m^3
Ambient Temperature：22.7 ℃； Liquid Temperature：21.7 ℃

DASY4 Configuration:
- Probe: EX3DV4 - SN3792; ConvF(8.93, 8.93, 8.93); Calibrated: 2011/6/20
- Sensor-Surface: 4mm (Mechanical Surface Detection)
- Electronics: DAE3 Sn577; Calibrated: 2011/6/20
- Phantom: SAM-Left; Type: QD 000 P40 C; Serial: TP-1478
- Measurement SW: DASY4, V4.7 Build 80; Postprocessing SW: SEMCAD, V1.8 Build 186

Ch4182/Area Scan (71x121x1): Measurement grid: dx=15mm, dy=15mm
Maximum value of SAR (interpolated) = 0.516 mW/g

Ch4182/Zoom Scan (5x5x7)/Cube 0: Measurement grid: dx=8mm, dy=8mm, dz=5mm
Reference Value = 23.1 V/m; Power Drift = -0.143 dB
Peak SAR (extrapolated) = 0.706 W/kg
SAR(1 g) = 0.458 mW/g; SAR(10 g) = 0.296 mW/g
Maximum value of SAR (measured) = 0.491 mW/g

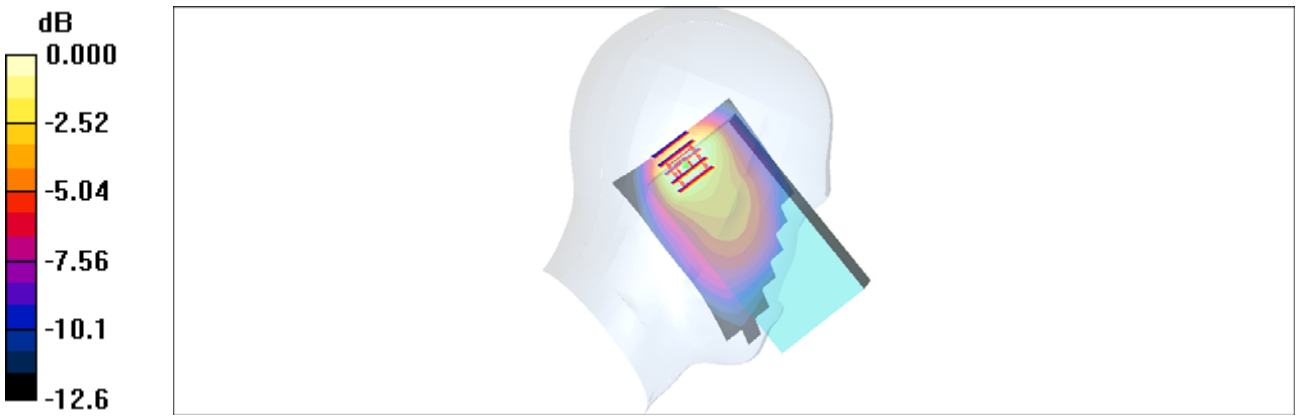

0 dB = 0.491mW/g

#27 WCDMA V_RMC12.2K_Right Cheek_Ch4182_Charger Snap1

DUT: 1D0814

Communication System: WCDMA; Frequency: 836.4 MHz;Duty Cycle: 1:1
Medium: HSL_850_120330 Medium parameters used : f = 836.4 MHz; σ = 0.886 mho/m; ε_r = 41.5; ρ = 1000 kg/m^3
Ambient Temperature：22.7 ℃； Liquid Temperature：21.7 ℃

DASY4 Configuration:
- Probe: EX3DV4 - SN3792; ConvF(8.93, 8.93, 8.93); Calibrated: 2011/6/20
- Sensor-Surface: 4mm (Mechanical Surface Detection)
- Electronics: DAE3 Sn577; Calibrated: 2011/6/20
- Phantom: SAM-Left; Type: QD 000 P40 C; Serial: TP-1478
- Measurement SW: DASY4, V4.7 Build 80; Postprocessing SW: SEMCAD, V1.8 Build 186

Ch4182/Area Scan (71x141x1): Measurement grid: dx=15mm, dy=15mm
Maximum value of SAR (interpolated) = 0.889 mW/g

Ch4182/Zoom Scan (5x5x7)/Cube 0: Measurement grid: dx=8mm, dy=8mm, dz=5mm
Reference Value = 26.4 V/m; Power Drift = 0.158 dB
Peak SAR (extrapolated) = 1.69 W/kg
SAR(1 g) = 0.873 mW/g; SAR(10 g) = 0.508 mW/g
Maximum value of SAR (measured) = 0.921 mW/g



0 dB = 0.921mW/g

#28 WCDMA V_RMC12.2K_Right Cheek_Ch4132_Charger Snap1

DUT: 1D0814

Communication System: WCDMA; Frequency: 826.4 MHz;Duty Cycle: 1:1
Medium: HSL_850_120330 Medium parameters used : f = 826.4 MHz; σ = 0.876 mho/m; ε_r = 41.6; ρ = 1000 kg/m^3
Ambient Temperature：22.7 ℃； Liquid Temperature：21.7 ℃

DASY4 Configuration:
- Probe: EX3DV4 - SN3792; ConvF(8.93, 8.93, 8.93); Calibrated: 2011/6/20
- Sensor-Surface: 4mm (Mechanical Surface Detection)
- Electronics: DAE3 Sn577; Calibrated: 2011/6/20
- Phantom: SAM-Left; Type: QD 000 P40 C; Serial: TP-1478
- Measurement SW: DASY4, V4.7 Build 80; Postprocessing SW: SEMCAD, V1.8 Build 186

Ch4132/Area Scan (71x141x1): Measurement grid: dx=15mm, dy=15mm
Maximum value of SAR (interpolated) = 0.763 mW/g

Ch4132/Zoom Scan (5x5x7)/Cube 0: Measurement grid: dx=8mm, dy=8mm, dz=5mm
Reference Value = 24.6 V/m; Power Drift = -0.071 dB
Peak SAR (extrapolated) = 1.42 W/kg
SAR(1 g) = 0.740 mW/g; SAR(10 g) = 0.434 mW/g
Maximum value of SAR (measured) = 0.797 mW/g

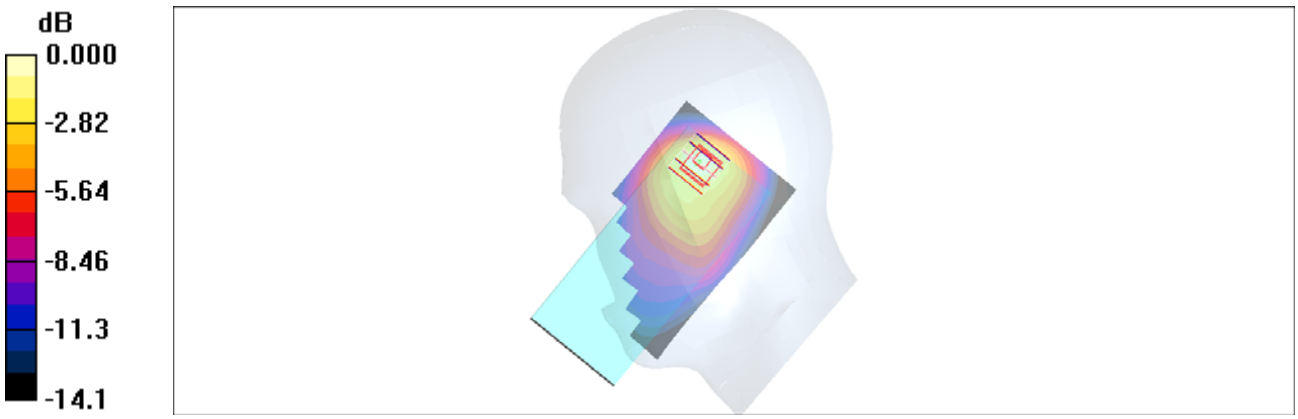

0 dB = 0.797mW/g

#29 WCDMA V_RMC12.2K_Right Cheek_Ch4233_Charger Snap1

DUT: 1D0814

Communication System: WCDMA; Frequency: 846.6 MHz;Duty Cycle: 1:1
Medium: HSL_850_120330 Medium parameters used: f = 847 MHz; σ = 0.896 mho/m; ε_r = 41.4; ρ = 1000 kg/m^3
Ambient Temperature：22.7 ℃; Liquid Temperature：21.7 ℃

DASY4 Configuration:
- Probe: EX3DV4 - SN3792; ConvF(8.93, 8.93, 8.93); Calibrated: 2011/6/20
- Sensor-Surface: 4mm (Mechanical Surface Detection)
- Electronics: DAE3 Sn577; Calibrated: 2011/6/20
- Phantom: SAM-Left; Type: QD 000 P40 C; Serial: TP-1478
- Measurement SW: DASY4, V4.7 Build 80; Postprocessing SW: SEMCAD, V1.8 Build 186

Ch4233/Area Scan (71x141x1): Measurement grid: dx=15mm, dy=15mm
Maximum value of SAR (interpolated) = 1.08 mW/g

Ch4233/Zoom Scan (5x5x7)/Cube 0: Measurement grid: dx=8mm, dy=8mm, dz=5mm
Reference Value = 29.2 V/m; Power Drift = 0.047 dB
Peak SAR (extrapolated) = 2.03 W/kg
SAR(1 g) = 1.07 mW/g; SAR(10 g) = 0.626 mW/g
Maximum value of SAR (measured) = 1.14 mW/g



0 dB = 1.14mW/g

#30 WCDMA V_RMC12.2K_Right Cheek_Ch4182_Charger Snap2

DUT: 1D0814

Communication System: WCDMA; Frequency: 836.4 MHz;Duty Cycle: 1:1
Medium: HSL_850_120330 Medium parameters used : f = 836.4 MHz; σ = 0.886 mho/m; ε_r = 41.5; ρ = 1000 kg/m^3
Ambient Temperature：22.7 ℃； Liquid Temperature：21.7 ℃

DASY4 Configuration:
- Probe: EX3DV4 - SN3792; ConvF(8.93, 8.93, 8.93); Calibrated: 2011/6/20
- Sensor-Surface: 4mm (Mechanical Surface Detection)
- Electronics: DAE3 Sn577; Calibrated: 2011/6/20
- Phantom: SAM-Left; Type: QD 000 P40 C; Serial: TP-1478
- Measurement SW: DASY4, V4.7 Build 80; Postprocessing SW: SEMCAD, V1.8 Build 186

Ch4182/Area Scan (71x141x1): Measurement grid: dx=15mm, dy=15mm
Maximum value of SAR (interpolated) = 1.03 mW/g

Ch4182/Zoom Scan (5x5x7)/Cube 0: Measurement grid: dx=8mm, dy=8mm, dz=5mm
Reference Value = 28.1 V/m; Power Drift = 0.117 dB
Peak SAR (extrapolated) = 1.83 W/kg
SAR(1 g) = 0.998 mW/g; SAR(10 g) = 0.605 mW/g
Maximum value of SAR (measured) = 1.10 mW/g

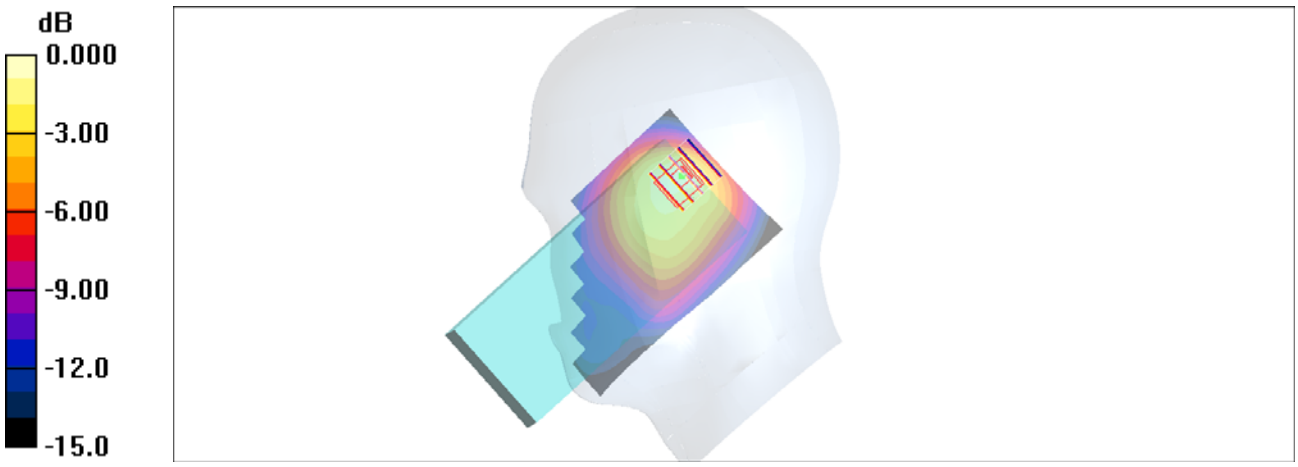

0 dB = 1.10mW/g

#74 WCDMA V_RMC12.2K_Right Cheek_Ch4132_Charger Snap2

DUT: 1D0814

Communication System: WCDMA; Frequency: 826.4 MHz;Duty Cycle: 1:1
Medium: HSL_850_120330 Medium parameters used : f = 826.4 MHz; σ = 0.876 mho/m; ε_r = 41.6; ρ = 1000 kg/m^3
Ambient Temperature：22.7 ℃； Liquid Temperature：21.7 ℃

DASY4 Configuration:
- Probe: EX3DV4 - SN3792; ConvF(8.93, 8.93, 8.93); Calibrated: 2011/6/20
- Sensor-Surface: 4mm (Mechanical Surface Detection)
- Electronics: DAE3 Sn577; Calibrated: 2011/6/20
- Phantom: SAM-Left; Type: QD 000 P40 C; Serial: TP-1478
- Measurement SW: DASY4, V4.7 Build 80; Postprocessing SW: SEMCAD, V1.8 Build 186

Ch4132/Area Scan (71x141x1): Measurement grid: dx=15mm, dy=15mm
Maximum value of SAR (interpolated) = 0.852 mW/g

Ch4132/Zoom Scan (5x5x7)/Cube 0: Measurement grid: dx=8mm, dy=8mm, dz=5mm
Reference Value = 26.1 V/m; Power Drift = -0.085 dB
Peak SAR (extrapolated) = 1.55 W/kg
SAR(1 g) = 0.837 mW/g; SAR(10 g) = 0.503 mW/g
Maximum value of SAR (measured) = 0.933 mW/g

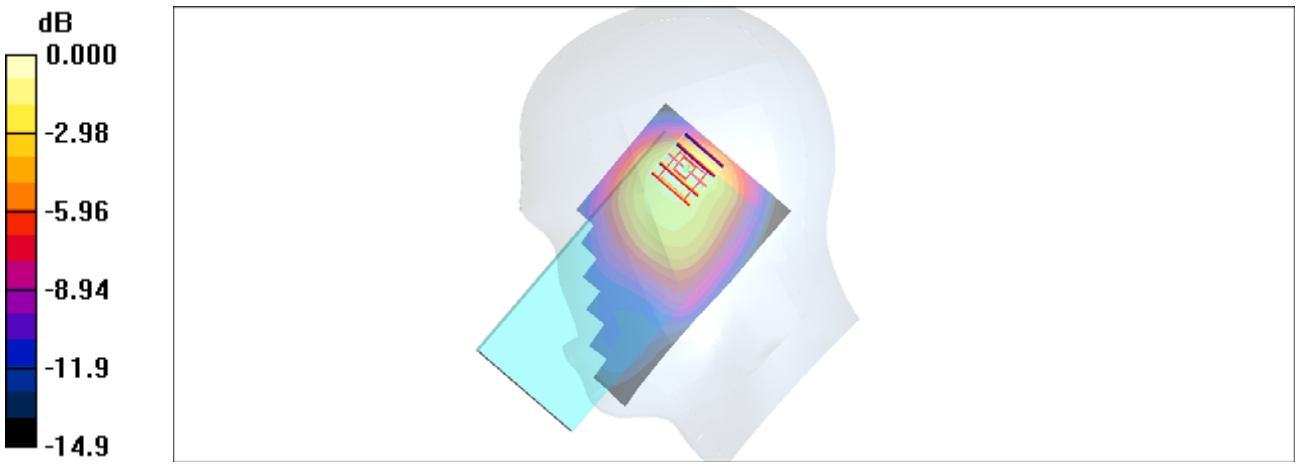

0 dB = 0.933mW/g

#75 WCDMA V_RMC12.2K_Right Cheek_Ch4233_Charger Snap2

DUT: 1D0814

Communication System: WCDMA; Frequency: 846.6 MHz;Duty Cycle: 1:1
Medium: HSL_850_120330 Medium parameters used: f = 847 MHz; σ = 0.896 mho/m; ε_r = 41.4; ρ = 1000 kg/m^3
Ambient Temperature：22.7 ℃; Liquid Temperature：21.7 ℃

DASY4 Configuration:
- Probe: EX3DV4 - SN3792; ConvF(8.93, 8.93, 8.93); Calibrated: 2011/6/20
- Sensor-Surface: 4mm (Mechanical Surface Detection)
- Electronics: DAE3 Sn577; Calibrated: 2011/6/20
- Phantom: SAM-Left; Type: QD 000 P40 C; Serial: TP-1478
- Measurement SW: DASY4, V4.7 Build 80; Postprocessing SW: SEMCAD, V1.8 Build 186

Ch4233/Area Scan (71x141x1): Measurement grid: dx=15mm, dy=15mm
Maximum value of SAR (interpolated) = 1.16 mW/g

Ch4233/Zoom Scan (5x5x7)/Cube 0: Measurement grid: dx=8mm, dy=8mm, dz=5mm
Reference Value = 30.0 V/m; Power Drift = 0.162 dB
Peak SAR (extrapolated) = 2.11 W/kg
SAR(1 g) = 1.14 mW/g; SAR(10 g) = 0.691 mW/g
Maximum value of SAR (measured) = 1.27 mW/g



0 dB = 1.27mW/g

Test Laboratory: Sporton International Inc. SAR/HAC Testing Lab Date: 2012/3/30

#75 WCDMA V_RMC12.2K_Right Cheek_Ch4233_Charger Snap2_2D

DUT: 1D0814

Communication System: WCDMA; Frequency: 846.6 MHz;Duty Cycle: 1:1
Medium: HSL_850_120330 Medium parameters used: f = 847 MHz; σ = 0.896 mho/m; ε_r = 41.4; ρ = 1000 kg/m^3
Ambient Temperature：22.7 ℃； Liquid Temperature：21.7 ℃

DASY4 Configuration:
- Probe: EX3DV4 - SN3792; ConvF(8.93, 8.93, 8.93); Calibrated: 2011/6/20
- Sensor-Surface: 4mm (Mechanical Surface Detection)
- Electronics: DAE3 Sn577; Calibrated: 2011/6/20
- Phantom: SAM-Left; Type: QD 000 P40 C; Serial: TP-1478
- Measurement SW: DASY4, V4.7 Build 80; Postprocessing SW: SEMCAD, V1.8 Build 186

Ch4233/Area Scan (71x141x1): Measurement grid: dx=15mm, dy=15mm
Maximum value of SAR (interpolated) = 1.16 mW/g

Ch4233/Zoom Scan (5x5x7)/Cube 0: Measurement grid: dx=8mm, dy=8mm, dz=5mm
Reference Value = 30.0 V/m; Power Drift = 0.162 dB
Peak SAR (extrapolated) = 2.11 W/kg
SAR(1 g) = 1.14 mW/g; SAR(10 g) = 0.691 mW/g
Maximum value of SAR (measured) = 1.27 mW/g

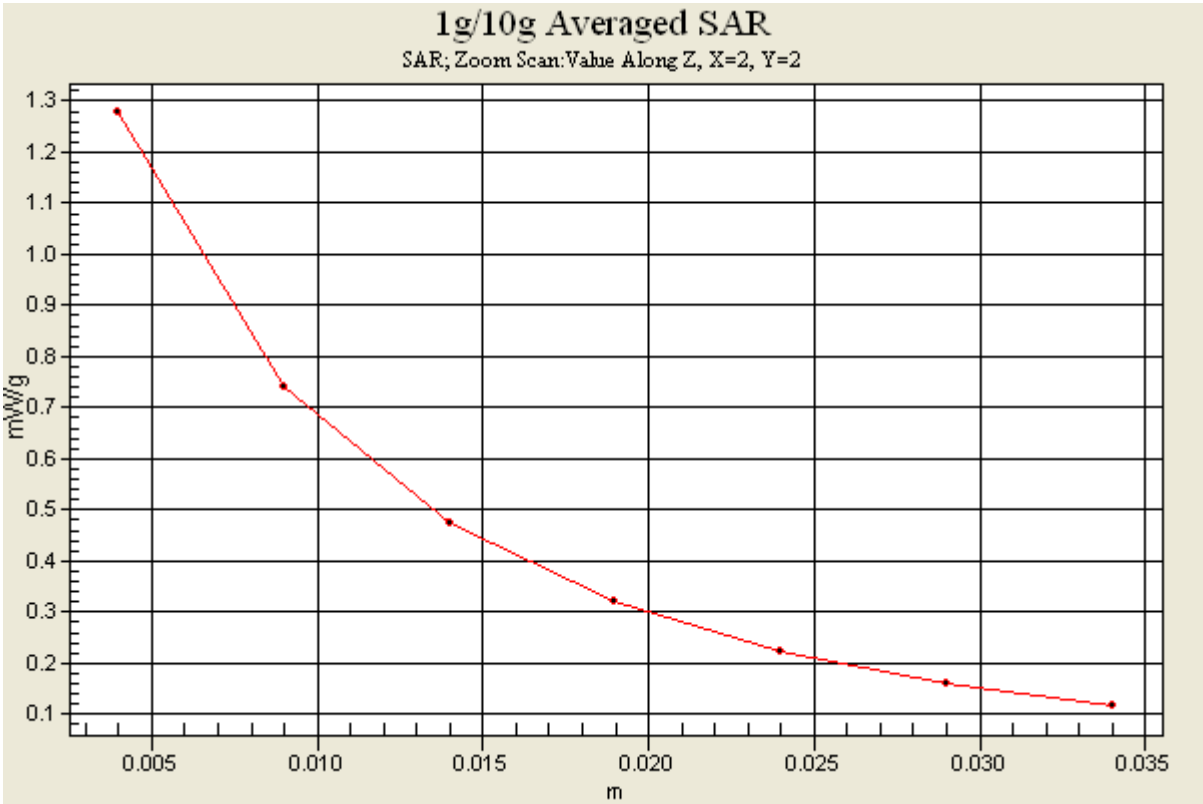

#16 WCDMA IV_RMC12.2K_Right Cheek_Ch1413

DUT: 1D0814

Communication System: WCDMA; Frequency: 1732.6 MHz;Duty Cycle: 1:1
Medium: HSL_1750_120330 Medium parameters used: f = 1733 MHz; σ = 1.38 mho/m; ε_r = 39.2; ρ = 1000 kg/m^3
Ambient Temperature：22.9 ℃； Liquid Temperature：21.9 ℃

DASY4 Configuration:
- Probe: EX3DV4 - SN3792; ConvF(8.06, 8.06, 8.06); Calibrated: 2011/6/20
- Sensor-Surface: 4mm (Mechanical Surface Detection)
- Electronics: DAE3 Sn577; Calibrated: 2011/6/20
- Phantom: SAM-Right; Type: QD 000 P40 C; Serial: TP-1383
- Measurement SW: DASY4, V4.7 Build 80; Postprocessing SW: SEMCAD, V1.8 Build 186

Ch1413/Area Scan (71x121x1): Measurement grid: dx=15mm, dy=15mm
Maximum value of SAR (interpolated) = 0.587 mW/g

Ch1413/Zoom Scan (5x5x7)/Cube 0: Measurement grid: dx=8mm, dy=8mm, dz=5mm
Reference Value = 17.1 V/m; Power Drift = -0.169 dB
Peak SAR (extrapolated) = 0.935 W/kg
SAR(1 g) = 0.531 mW/g; SAR(10 g) = 0.290 mW/g
Maximum value of SAR (measured) = 0.588 mW/g

Ch1413/Zoom Scan (5x5x7)/Cube 1: Measurement grid: dx=8mm, dy=8mm, dz=5mm
Reference Value = 17.1 V/m; Power Drift = -0.169 dB
Peak SAR (extrapolated) = 0.651 W/kg
SAR(1 g) = 0.331 mW/g; SAR(10 g) = 0.192 mW/g
Maximum value of SAR (measured) = 0.409 mW/g



0 dB = 0.409mW/g

#17 WCDMA IV_RMC12.2K_Right Tilted_Ch1413

DUT: 1D0814

Communication System: WCDMA; Frequency: 1732.6 MHz;Duty Cycle: 1:1
Medium: HSL_1750_120330 Medium parameters used: f = 1733 MHz; σ = 1.38 mho/m; ε_r = 39.2; ρ = 1000 kg/m^3
Ambient Temperature：22.9 ℃； Liquid Temperature：21.9 ℃

DASY4 Configuration:
- Probe: EX3DV4 - SN3792; ConvF(8.06, 8.06, 8.06); Calibrated: 2011/6/20
- Sensor-Surface: 4mm (Mechanical Surface Detection)
- Electronics: DAE3 Sn577; Calibrated: 2011/6/20
- Phantom: SAM-Right; Type: QD 000 P40 C; Serial: TP-1383
- Measurement SW: DASY4, V4.7 Build 80; Postprocessing SW: SEMCAD, V1.8 Build 186

Ch1413/Area Scan (71x121x1): Measurement grid: dx=15mm, dy=15mm
Maximum value of SAR (interpolated) = 0.623 mW/g

Ch1413/Zoom Scan (5x5x7)/Cube 0: Measurement grid: dx=8mm, dy=8mm, dz=5mm
Reference Value = 13.9 V/m; Power Drift = 0.107 dB
Peak SAR (extrapolated) = 0.959 W/kg
SAR(1 g) = 0.566 mW/g; SAR(10 g) = 0.317 mW/g
Maximum value of SAR (measured) = 0.623 mW/g

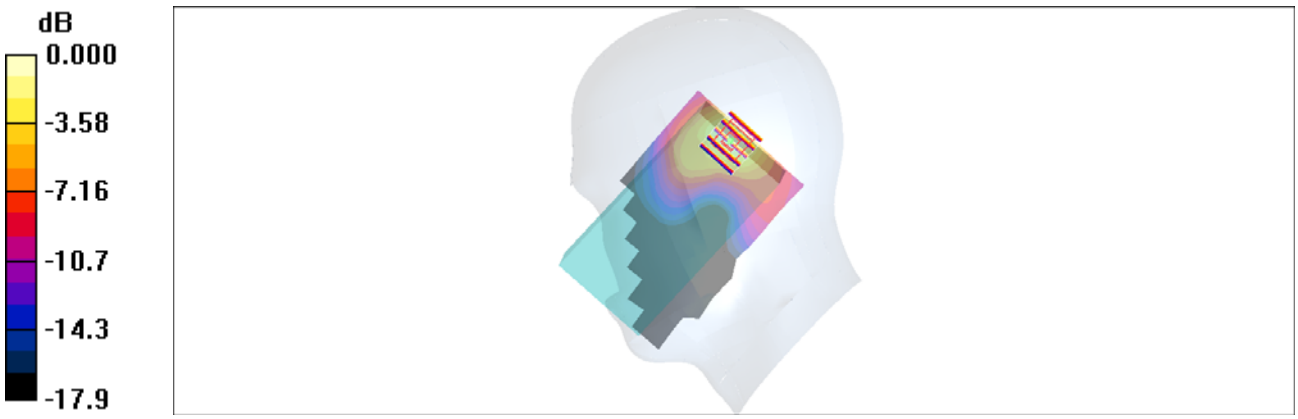

0 dB = 0.623mW/g

#17 WCDMA IV_RMC12.2K_Right Tilted_Ch1413_2D

DUT: 1D0814

Communication System: WCDMA; Frequency: 1732.6 MHz;Duty Cycle: 1:1
Medium: HSL_1750_120330 Medium parameters used: f = 1733 MHz; σ = 1.38 mho/m; ε_r = 39.2; ρ = 1000 kg/m^3
Ambient Temperature：22.9 ℃； Liquid Temperature：21.9 ℃

DASY4 Configuration:
- Probe: EX3DV4 - SN3792; ConvF(8.06, 8.06, 8.06); Calibrated: 2011/6/20
- Sensor-Surface: 4mm (Mechanical Surface Detection)
- Electronics: DAE3 Sn577; Calibrated: 2011/6/20
- Phantom: SAM-Right; Type: QD 000 P40 C; Serial: TP-1383
- Measurement SW: DASY4, V4.7 Build 80; Postprocessing SW: SEMCAD, V1.8 Build 186

Ch1413/Area Scan (71x121x1): Measurement grid: dx=15mm, dy=15mm
Maximum value of SAR (interpolated) = 0.623 mW/g

Ch1413/Zoom Scan (5x5x7)/Cube 0: Measurement grid: dx=8mm, dy=8mm, dz=5mm
Reference Value = 13.9 V/m; Power Drift = 0.107 dB
Peak SAR (extrapolated) = 0.959 W/kg
SAR(1 g) = 0.566 mW/g; SAR(10 g) = 0.317 mW/g
Maximum value of SAR (measured) = 0.623 mW/g

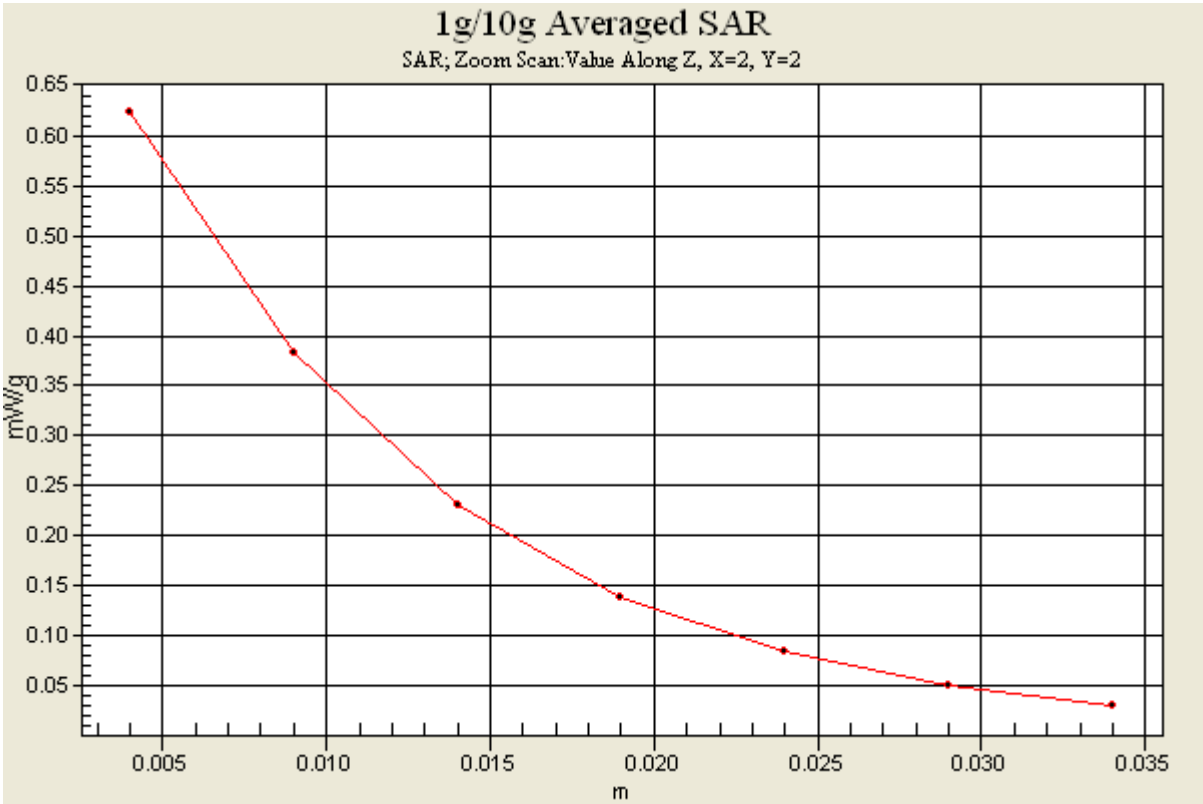

#18 WCDMA IV_RMC12.2K_Left Cheek_Ch1413

DUT: 1D0814

Communication System: WCDMA; Frequency: 1732.6 MHz;Duty Cycle: 1:1
Medium: HSL_1750_120330 Medium parameters used: f = 1733 MHz; σ = 1.38 mho/m; ε_r = 39.2; ρ = 1000 kg/m^3
Ambient Temperature：22.9 ℃； Liquid Temperature：21.9 ℃

DASY4 Configuration:
- Probe: EX3DV4 - SN3792; ConvF(8.06, 8.06, 8.06); Calibrated: 2011/6/20
- Sensor-Surface: 4mm (Mechanical Surface Detection)
- Electronics: DAE3 Sn577; Calibrated: 2011/6/20
- Phantom: SAM-Right; Type: QD 000 P40 C; Serial: TP-1383
- Measurement SW: DASY4, V4.7 Build 80; Postprocessing SW: SEMCAD, V1.8 Build 186

Ch1413/Area Scan (71x121x1): Measurement grid: dx=15mm, dy=15mm
Maximum value of SAR (interpolated) = 0.384 mW/g

Ch1413/Zoom Scan (5x5x7)/Cube 0: Measurement grid: dx=8mm, dy=8mm, dz=5mm
Reference Value = 13.9 V/m; Power Drift = 0.077 dB
Peak SAR (extrapolated) = 0.588 W/kg
SAR(1 g) = 0.357 mW/g; SAR(10 g) = 0.208 mW/g
Maximum value of SAR (measured) = 0.383 mW/g

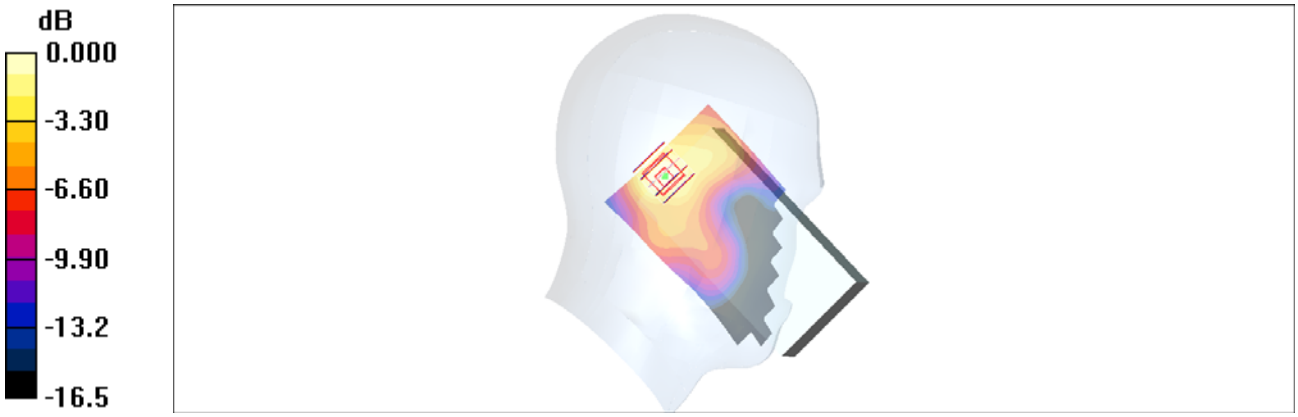

0 dB = 0.383mW/g

#19 WCDMA IV_RMC12.2K_Left Tilted_Ch1413

DUT: 1D0814

Communication System: WCDMA; Frequency: 1732.6 MHz;Duty Cycle: 1:1
Medium: HSL_1750_120330 Medium parameters used: f = 1733 MHz; σ = 1.38 mho/m; ε_r = 39.2; ρ = 1000 kg/m^3
Ambient Temperature：22.9 ℃； Liquid Temperature：21.9 ℃

DASY4 Configuration:
- Probe: EX3DV4 - SN3792; ConvF(8.06, 8.06, 8.06); Calibrated: 2011/6/20
- Sensor-Surface: 4mm (Mechanical Surface Detection)
- Electronics: DAE3 Sn577; Calibrated: 2011/6/20
- Phantom: SAM-Right; Type: QD 000 P40 C; Serial: TP-1383
- Measurement SW: DASY4, V4.7 Build 80; Postprocessing SW: SEMCAD, V1.8 Build 186

Ch1413/Area Scan (71x121x1): Measurement grid: dx=15mm, dy=15mm
Maximum value of SAR (interpolated) = 0.508 mW/g

Ch1413/Zoom Scan (5x5x7)/Cube 0: Measurement grid: dx=8mm, dy=8mm, dz=5mm
Reference Value = 14.9 V/m; Power Drift = 0.009 dB
Peak SAR (extrapolated) = 0.743 W/kg
SAR(1 g) = 0.459 mW/g; SAR(10 g) = 0.270 mW/g
Maximum value of SAR (measured) = 0.490 mW/g

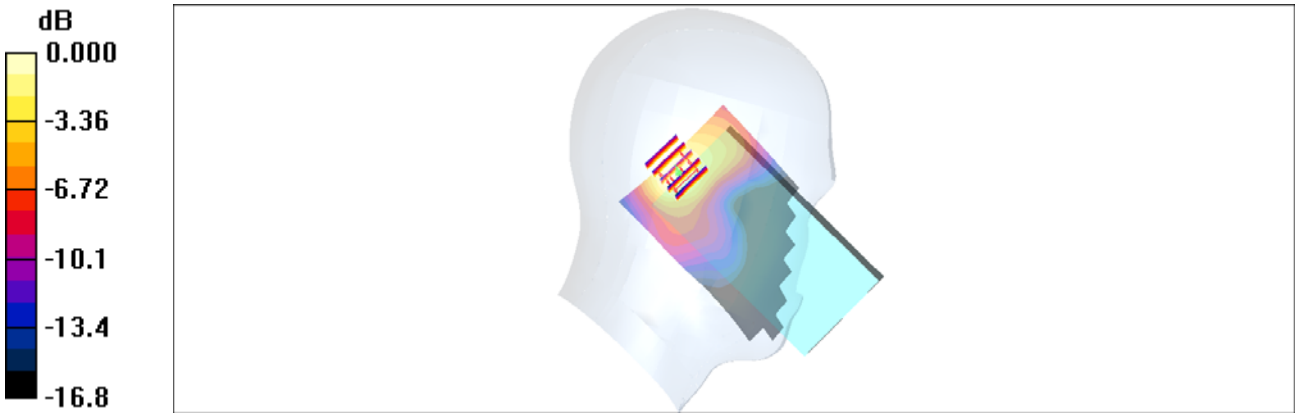

0 dB = 0.490mW/g

#20 WCDMA IV_RMC12.2K_Right Tilted_Ch1413_Charger Snap1

DUT: 1D0814

Communication System: WCDMA; Frequency: 1732.6 MHz;Duty Cycle: 1:1
Medium: HSL_1750_120330 Medium parameters used: f = 1733 MHz; σ = 1.38 mho/m; ε_r = 39.2; ρ = 1000 kg/m^3
Ambient Temperature：22.9 ℃； Liquid Temperature：21.9 ℃

DASY4 Configuration:
- Probe: EX3DV4 - SN3792; ConvF(8.06, 8.06, 8.06); Calibrated: 2011/6/20
- Sensor-Surface: 4mm (Mechanical Surface Detection)
- Electronics: DAE3 Sn577; Calibrated: 2011/6/20
- Phantom: SAM-Right; Type: QD 000 P40 C; Serial: TP-1383
- Measurement SW: DASY4, V4.7 Build 80; Postprocessing SW: SEMCAD, V1.8 Build 186

Ch1413/Area Scan (71x141x1): Measurement grid: dx=15mm, dy=15mm
Maximum value of SAR (interpolated) = 0.615 mW/g

Ch1413/Zoom Scan (5x5x7)/Cube 0: Measurement grid: dx=8mm, dy=8mm, dz=5mm
Reference Value = 14.3 V/m; Power Drift = -0.094 dB
Peak SAR (extrapolated) = 0.915 W/kg
SAR(1 g) = 0.539 mW/g; SAR(10 g) = 0.302 mW/g
Maximum value of SAR (measured) = 0.592 mW/g

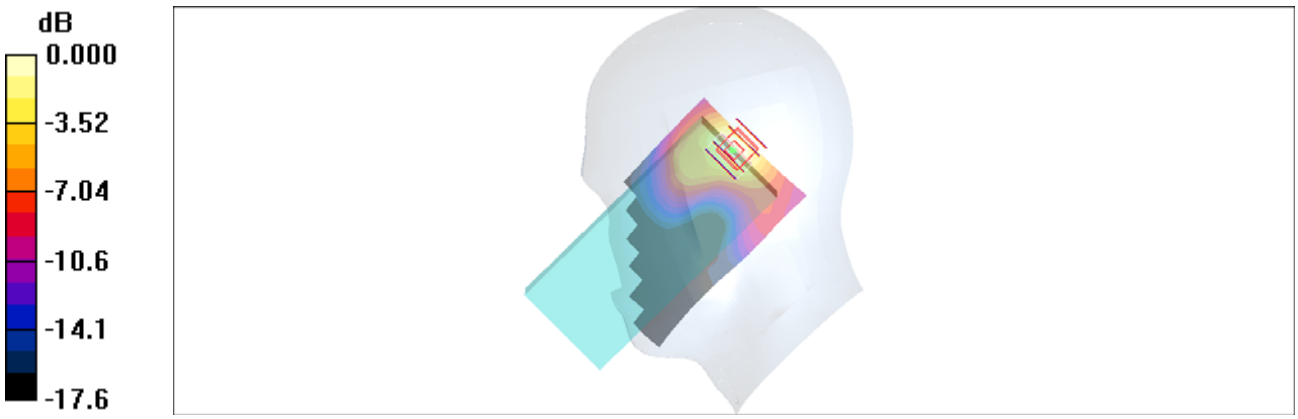

0 dB = 0.592mW/g

#21 WCDMA IV_RMC12.2K_Right Tilted_Ch1413_Charger Snap2

DUT: 1D0814

Communication System: WCDMA; Frequency: 1732.6 MHz;Duty Cycle: 1:1
Medium: HSL_1750_120330 Medium parameters used: f = 1733 MHz; σ = 1.38 mho/m; ε_r = 39.2; ρ = 1000 kg/m^3
Ambient Temperature：22.9 ℃； Liquid Temperature：21.9 ℃

DASY4 Configuration:
- Probe: EX3DV4 - SN3792; ConvF(8.06, 8.06, 8.06); Calibrated: 2011/6/20
- Sensor-Surface: 4mm (Mechanical Surface Detection)
- Electronics: DAE3 Sn577; Calibrated: 2011/6/20
- Phantom: SAM-Right; Type: QD 000 P40 C; Serial: TP-1383
- Measurement SW: DASY4, V4.7 Build 80; Postprocessing SW: SEMCAD, V1.8 Build 186

Ch1413/Area Scan (71x141x1): Measurement grid: dx=15mm, dy=15mm
Maximum value of SAR (interpolated) = 0.584 mW/g

Ch1413/Zoom Scan (5x5x7)/Cube 0: Measurement grid: dx=8mm, dy=8mm, dz=5mm
Reference Value = 17.8 V/m; Power Drift = -0.116 dB
Peak SAR (extrapolated) = 0.954 W/kg
SAR(1 g) = 0.536 mW/g; SAR(10 g) = 0.292 mW/g
Maximum value of SAR (measured) = 0.574 mW/g

Ch1413/Zoom Scan (5x5x7)/Cube 1: Measurement grid: dx=8mm, dy=8mm, dz=5mm
Reference Value = 17.8 V/m; Power Drift = -0.116 dB
Peak SAR (extrapolated) = 0.658 W/kg
SAR(1 g) = 0.308 mW/g; SAR(10 g) = 0.181 mW/g
Maximum value of SAR (measured) = 0.406 mW/g

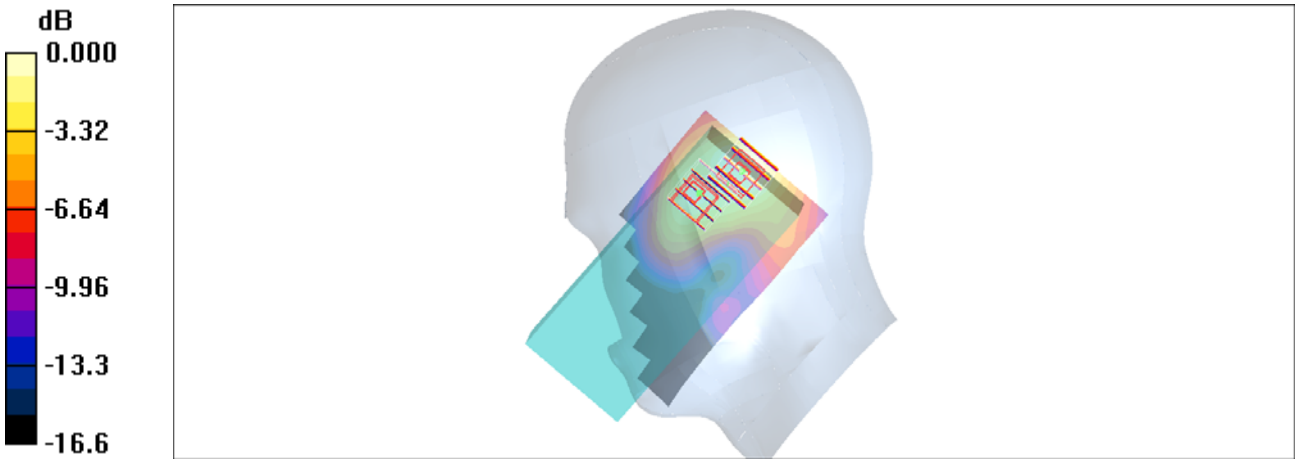

0 dB = 0.406mW/g

#07 WCDMA II_RMC12.2K_Right Cheek_Ch9262

DUT: 1D0814

Communication System: WCDMA; Frequency: 1852.4 MHz;Duty Cycle: 1:1
Medium: HSL_1900_120328 Medium parameters used : f = 1852.4 MHz; σ = 1.39 mho/m; ε_r = 41.3; ρ = 1000 kg/m^3
Ambient Temperature：22.6 ℃; Liquid Temperature：21.6 ℃

DASY4 Configuration:
- Probe: EX3DV4 - SN3792; ConvF(7.76, 7.76, 7.76); Calibrated: 2011/6/20
- Sensor-Surface: 4mm (Mechanical Surface Detection)
- Electronics: DAE3 Sn495; Calibrated: 2011/4/28
- Phantom: SAM-Right; Type: QD 000 P40 C; Serial: TP-1383
- Measurement SW: DASY4, V4.7 Build 80; Postprocessing SW: SEMCAD, V1.8 Build 186

Ch9262/Area Scan (71x121x1): Measurement grid: dx=15mm, dy=15mm
Maximum value of SAR (interpolated) = 0.768 mW/g

Ch9262/Zoom Scan (5x5x7)/Cube 0: Measurement grid: dx=8mm, dy=8mm, dz=5mm
Reference Value = 16.7 V/m; Power Drift = 0.055 dB
Peak SAR (extrapolated) = 1.31 W/kg
SAR(1 g) = 0.707 mW/g; SAR(10 g) = 0.368 mW/g
Maximum value of SAR (measured) = 0.799 mW/g

Ch9262/Zoom Scan (5x5x7)/Cube 1: Measurement grid: dx=8mm, dy=8mm, dz=5mm
Reference Value = 16.7 V/m; Power Drift = 0.055 dB
Peak SAR (extrapolated) = 0.900 W/kg
SAR(1 g) = 0.531 mW/g; SAR(10 g) = 0.296 mW/g
Maximum value of SAR (measured) = 0.581 mW/g



0 dB = 0.581mW/g

#08 WCDMA II_RMC12.2K_Right Tilted_Ch9262

DUT: 1D0814

Communication System: WCDMA; Frequency: 1852.4 MHz;Duty Cycle: 1:1
Medium: HSL_1900_120328 Medium parameters used : f = 1852.4 MHz; σ = 1.39 mho/m; ε_r = 41.3; ρ = 1000 kg/m^3
Ambient Temperature：22.6 ℃； Liquid Temperature：21.6 ℃

DASY4 Configuration:
- Probe: EX3DV4 - SN3792; ConvF(7.76, 7.76, 7.76); Calibrated: 2011/6/20
- Sensor-Surface: 4mm (Mechanical Surface Detection)
- Electronics: DAE3 Sn495; Calibrated: 2011/4/28
- Phantom: SAM-Right; Type: QD 000 P40 C; Serial: TP-1383
- Measurement SW: DASY4, V4.7 Build 80; Postprocessing SW: SEMCAD, V1.8 Build 186

Ch9262/Area Scan (71x121x1): Measurement grid: dx=15mm, dy=15mm
Maximum value of SAR (interpolated) = 0.888 mW/g

Ch9262/Zoom Scan (5x5x7)/Cube 0: Measurement grid: dx=8mm, dy=8mm, dz=5mm
Reference Value = 16.6 V/m; Power Drift = 0.018 dB
Peak SAR (extrapolated) = 1.49 W/kg
SAR(1 g) = 0.816 mW/g; SAR(10 g) = 0.428 mW/g
Maximum value of SAR (measured) = 0.902 mW/g



0 dB = 0.902mW/g

#08 WCDMA II_RMC12.2K_Right Tilted_Ch9262_2D

DUT: 1D0814

Communication System: WCDMA; Frequency: 1852.4 MHz;Duty Cycle: 1:1
Medium: HSL_1900_120328 Medium parameters used : f = 1852.4 MHz; σ = 1.39 mho/m; ε_r = 41.3; ρ = 1000 kg/m^3
Ambient Temperature：22.6 ℃； Liquid Temperature：21.6 ℃

DASY4 Configuration:
- Probe: EX3DV4 - SN3792; ConvF(7.76, 7.76, 7.76); Calibrated: 2011/6/20
- Sensor-Surface: 4mm (Mechanical Surface Detection)
- Electronics: DAE3 Sn495; Calibrated: 2011/4/28
- Phantom: SAM-Right; Type: QD 000 P40 C; Serial: TP-1383
- Measurement SW: DASY4, V4.7 Build 80; Postprocessing SW: SEMCAD, V1.8 Build 186

Ch9262/Area Scan (71x121x1): Measurement grid: dx=15mm, dy=15mm
Maximum value of SAR (interpolated) = 0.888 mW/g

Ch9262/Zoom Scan (5x5x7)/Cube 0: Measurement grid: dx=8mm, dy=8mm, dz=5mm
Reference Value = 16.6 V/m; Power Drift = 0.018 dB
Peak SAR (extrapolated) = 1.49 W/kg
SAR(1 g) = 0.816 mW/g; SAR(10 g) = 0.428 mW/g
Maximum value of SAR (measured) = 0.902 mW/g

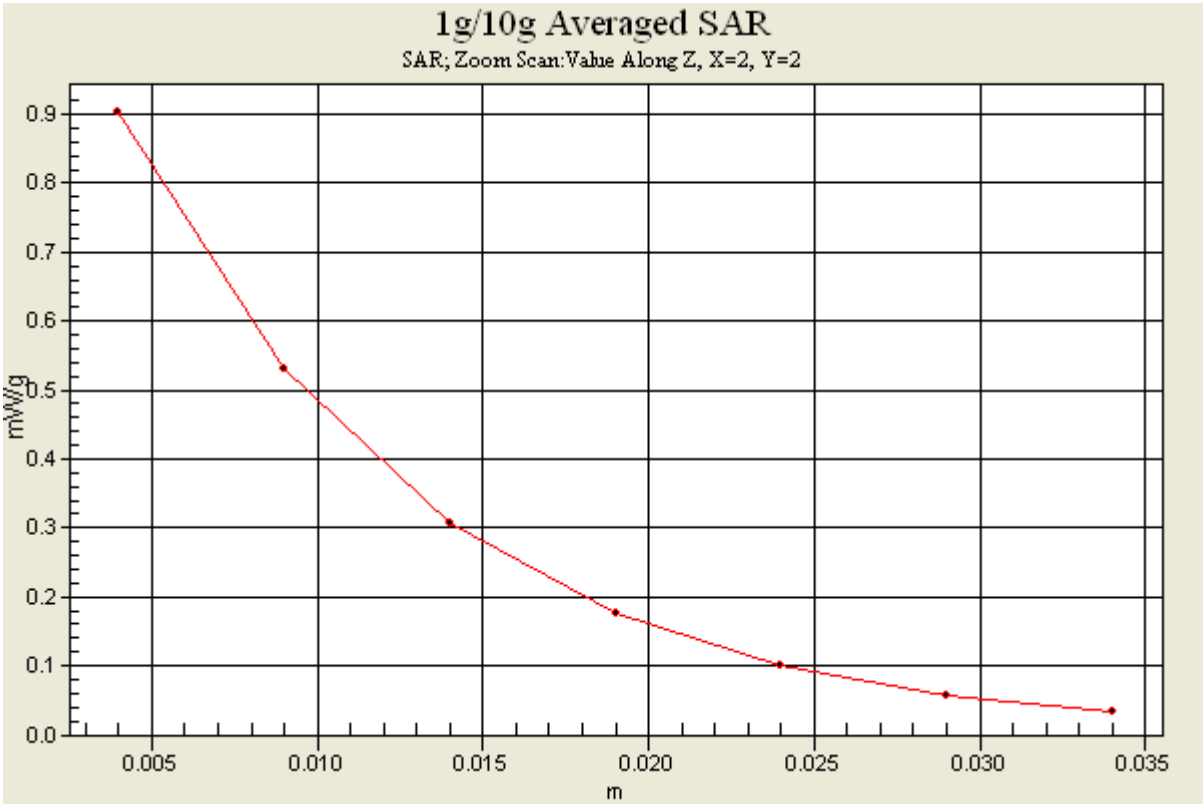

#11 WCDMA II_RCM12.2K_Left Cheek_Ch9262

DUT: 1D0814

Communication System: WCDMA; Frequency: 1852.4 MHz;Duty Cycle: 1:1
Medium: HSL_1900_120328 Medium parameters used : f = 1852.4 MHz; σ = 1.39 mho/m; ε_r = 41.3; ρ = 1000 kg/m^3
Ambient Temperature：22.6 ℃； Liquid Temperature：21.6 ℃

DASY4 Configuration:
- Probe: EX3DV4 - SN3792; ConvF(7.76, 7.76, 7.76); Calibrated: 2011/6/20
- Sensor-Surface: 4mm (Mechanical Surface Detection)
- Electronics: DAE3 Sn495; Calibrated: 2011/4/28
- Phantom: SAM-Right; Type: QD 000 P40 C; Serial: TP-1383
- Measurement SW: DASY4, V4.7 Build 80; Postprocessing SW: SEMCAD, V1.8 Build 186

Ch9262/Area Scan (71x121x1): Measurement grid: dx=15mm, dy=15mm
Maximum value of SAR (interpolated) = 0.522 mW/g

Ch9262/Zoom Scan (5x5x7)/Cube 0: Measurement grid: dx=8mm, dy=8mm, dz=5mm
Reference Value = 15.7 V/m; Power Drift = 0.038 dB
Peak SAR (extrapolated) = 0.830 W/kg
SAR(1 g) = 0.474 mW/g; SAR(10 g) = 0.262 mW/g
Maximum value of SAR (measured) = 0.515 mW/g

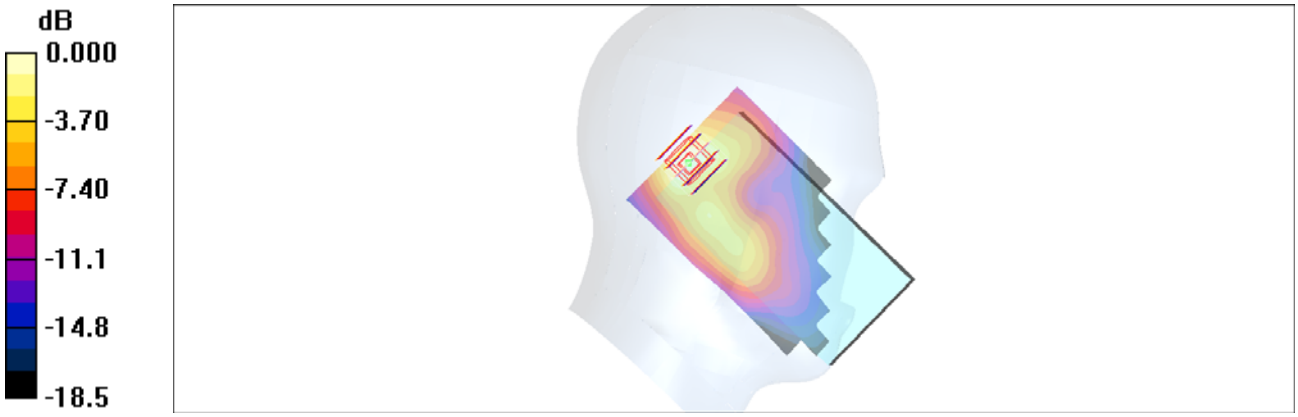

0 dB = 0.515mW/g

#12 WCDMA II_RCM12.2K_Left Tilted_Ch9262

DUT: 1D0814

Communication System: WCDMA; Frequency: 1852.4 MHz;Duty Cycle: 1:1
Medium: HSL_1900_120328 Medium parameters used : f = 1852.4 MHz; σ = 1.39 mho/m; ε_r = 41.3; ρ = 1000 kg/m^3
Ambient Temperature：22.6 ℃； Liquid Temperature：21.6 ℃

DASY4 Configuration:
- Probe: EX3DV4 - SN3792; ConvF(7.76, 7.76, 7.76); Calibrated: 2011/6/20
- Sensor-Surface: 4mm (Mechanical Surface Detection)
- Electronics: DAE3 Sn495; Calibrated: 2011/4/28
- Phantom: SAM-Right; Type: QD 000 P40 C; Serial: TP-1383
- Measurement SW: DASY4, V4.7 Build 80; Postprocessing SW: SEMCAD, V1.8 Build 186

Ch9262/Area Scan (71x121x1): Measurement grid: dx=15mm, dy=15mm
Maximum value of SAR (interpolated) = 0.663 mW/g

Ch9262/Zoom Scan (5x5x7)/Cube 0: Measurement grid: dx=8mm, dy=8mm, dz=5mm
Reference Value = 15.4 V/m; Power Drift = 0.070 dB
Peak SAR (extrapolated) = 1.03 W/kg
SAR(1 g) = 0.591 mW/g; SAR(10 g) = 0.328 mW/g
Maximum value of SAR (measured) = 0.646 mW/g

0 dB = 0.646mW/g

#09 WCDMA II_RMC12.2K_Right Tilted_Ch9400

DUT: 1D0814

Communication System: WCDMA; Frequency: 1880 MHz;Duty Cycle: 1:1
Medium: HSL_1900_120328 Medium parameters used: f = 1880 MHz; σ = 1.42 mho/m; ε_r = 41.3; ρ = 1000 kg/m^3
Ambient Temperature：22.6 ℃； Liquid Temperature：21.6 ℃

DASY4 Configuration:
- Probe: EX3DV4 - SN3792; ConvF(7.76, 7.76, 7.76); Calibrated: 2011/6/20
- Sensor-Surface: 4mm (Mechanical Surface Detection)
- Electronics: DAE3 Sn495; Calibrated: 2011/4/28
- Phantom: SAM-Right; Type: QD 000 P40 C; Serial: TP-1383
- Measurement SW: DASY4, V4.7 Build 80; Postprocessing SW: SEMCAD, V1.8 Build 186

Ch9400/Area Scan (71x121x1): Measurement grid: dx=15mm, dy=15mm
Maximum value of SAR (interpolated) = 0.815 mW/g

Ch9400/Zoom Scan (5x5x7)/Cube 0: Measurement grid: dx=8mm, dy=8mm, dz=5mm
Reference Value = 16.0 V/m; Power Drift = -0.017 dB
Peak SAR (extrapolated) = 1.35 W/kg
SAR(1 g) = 0.742 mW/g; SAR(10 g) = 0.389 mW/g
Maximum value of SAR (measured) = 0.817 mW/g



0 dB = 0.817mW/g

#10 WCDMA II_RMC12.2K_Right Tilted_Ch9538

DUT: 1D0814

Communication System: WCDMA; Frequency: 1907.6 MHz;Duty Cycle: 1:1
Medium: HSL_1900_120328 Medium parameters used: f = 1908 MHz; σ = 1.44 mho/m; ε_r = 41.2; ρ = 1000 kg/m^3
Ambient Temperature：22.6 ℃； Liquid Temperature：21.6 ℃

DASY4 Configuration:
- Probe: EX3DV4 - SN3792; ConvF(7.76, 7.76, 7.76); Calibrated: 2011/6/20
- Sensor-Surface: 4mm (Mechanical Surface Detection)
- Electronics: DAE3 Sn495; Calibrated: 2011/4/28
- Phantom: SAM-Right; Type: QD 000 P40 C; Serial: TP-1383
- Measurement SW: DASY4, V4.7 Build 80; Postprocessing SW: SEMCAD, V1.8 Build 186

Ch9538/Area Scan (71x121x1): Measurement grid: dx=15mm, dy=15mm
Maximum value of SAR (interpolated) = 0.834 mW/g

Ch9538/Zoom Scan (5x5x7)/Cube 0: Measurement grid: dx=8mm, dy=8mm, dz=5mm
Reference Value = 16.1 V/m; Power Drift = -0.022 dB
Peak SAR (extrapolated) = 1.37 W/kg
SAR(1 g) = 0.740 mW/g; SAR(10 g) = 0.386 mW/g
Maximum value of SAR (measured) = 0.817 mW/g

0 dB = 0.817mW/g

#13 WCDMA II_RMC12.2K_Right Tilted_Ch9262_Charger Snap1

DUT: 1D0814

Communication System: WCDMA; Frequency: 1852.4 MHz;Duty Cycle: 1:1
Medium: HSL_1900_120328 Medium parameters used : f = 1852.4 MHz; σ = 1.39 mho/m; ε_r = 41.3; ρ = 1000 kg/m^3
Ambient Temperature：22.6 ℃； Liquid Temperature：21.6 ℃

DASY4 Configuration:
- Probe: EX3DV4 - SN3792; ConvF(7.76, 7.76, 7.76); Calibrated: 2011/6/20
- Sensor-Surface: 4mm (Mechanical Surface Detection)
- Electronics: DAE3 Sn495; Calibrated: 2011/4/28
- Phantom: SAM-Right; Type: QD 000 P40 C; Serial: TP-1383
- Measurement SW: DASY4, V4.7 Build 80; Postprocessing SW: SEMCAD, V1.8 Build 186

Ch9262/Area Scan (71x141x1): Measurement grid: dx=15mm, dy=15mm
Maximum value of SAR (interpolated) = 0.896 mW/g

Ch9262/Zoom Scan (5x5x7)/Cube 0: Measurement grid: dx=8mm, dy=8mm, dz=5mm
Reference Value = 16.4 V/m; Power Drift = -0.084 dB
Peak SAR (extrapolated) = 1.47 W/kg
SAR(1 g) = 0.811 mW/g; SAR(10 g) = 0.426 mW/g
Maximum value of SAR (measured) = 0.914 mW/g



0 dB = 0.914mW/g

#14 WCDMA II_RMC12.2K_Right Tilted_Ch9400_Charger Snap1

DUT: 1D0814

Communication System: WCDMA; Frequency: 1880 MHz;Duty Cycle: 1:1
Medium: HSL_1900_120328 Medium parameters used: f = 1880 MHz; σ = 1.42 mho/m; ε_r = 41.3; ρ = 1000 kg/m^3
Ambient Temperature：22.6 ℃； Liquid Temperature：21.6 ℃

DASY4 Configuration:
- Probe: EX3DV4 - SN3792; ConvF(7.76, 7.76, 7.76); Calibrated: 2011/6/20
- Sensor-Surface: 4mm (Mechanical Surface Detection)
- Electronics: DAE3 Sn495; Calibrated: 2011/4/28
- Phantom: SAM-Right; Type: QD 000 P40 C; Serial: TP-1383
- Measurement SW: DASY4, V4.7 Build 80; Postprocessing SW: SEMCAD, V1.8 Build 186

Ch9400/Area Scan (71x141x1): Measurement grid: dx=15mm, dy=15mm
Maximum value of SAR (interpolated) = 0.803 mW/g

Ch9400/Zoom Scan (5x5x7)/Cube 0: Measurement grid: dx=8mm, dy=8mm, dz=5mm
Reference Value = 14.5 V/m; Power Drift = 0.059 dB
Peak SAR (extrapolated) = 1.33 W/kg
SAR(1 g) = 0.722 mW/g; SAR(10 g) = 0.376 mW/g
Maximum value of SAR (measured) = 0.800 mW/g



0 dB = 0.800mW/g

#15 WCDMA II_RMC12.2K_Right Tilted_Ch9538_Charger Snap1

DUT: 1D0814

Communication System: WCDMA; Frequency: 1907.6 MHz;Duty Cycle: 1:1
Medium: HSL_1900_120328 Medium parameters used: f = 1908 MHz; σ = 1.44 mho/m; ε_r = 41.2; ρ = 1000 kg/m^3
Ambient Temperature：22.6 ℃； Liquid Temperature：21.6 ℃

DASY4 Configuration:
- Probe: EX3DV4 - SN3792; ConvF(7.76, 7.76, 7.76); Calibrated: 2011/6/20
- Sensor-Surface: 4mm (Mechanical Surface Detection)
- Electronics: DAE3 Sn495; Calibrated: 2011/4/28
- Phantom: SAM-Right; Type: QD 000 P40 C; Serial: TP-1383
- Measurement SW: DASY4, V4.7 Build 80; Postprocessing SW: SEMCAD, V1.8 Build 186

Ch9538/Area Scan (71x141x1): Measurement grid: dx=15mm, dy=15mm
Maximum value of SAR (interpolated) = 0.832 mW/g

Ch9538/Zoom Scan (5x5x7)/Cube 0: Measurement grid: dx=8mm, dy=8mm, dz=5mm
Reference Value = 15.1 V/m; Power Drift = -0.032 dB
Peak SAR (extrapolated) = 1.37 W/kg
SAR(1 g) = 0.734 mW/g; SAR(10 g) = 0.380 mW/g
Maximum value of SAR (measured) = 0.816 mW/g



0 dB = 0.816mW/g

#22 WCDMA II_RMC12.2K_Right Tilted_Ch9262_Charger Snap2

DUT: 1D0814

Communication System: WCDMA; Frequency: 1852.4 MHz;Duty Cycle: 1:1
Medium: HSL_1900_120328 Medium parameters used : f = 1852.4 MHz; σ = 1.39 mho/m; ε_r = 41.3; ρ = 1000 kg/m^3
Ambient Temperature：22.6 ℃； Liquid Temperature：21.6 ℃

DASY4 Configuration:
- Probe: EX3DV4 - SN3792; ConvF(7.76, 7.76, 7.76); Calibrated: 2011/6/20
- Sensor-Surface: 4mm (Mechanical Surface Detection)
- Electronics: DAE3 Sn495; Calibrated: 2011/4/28
- Phantom: SAM-Right; Type: QD 000 P40 C; Serial: TP-1383
- Measurement SW: DASY4, V4.7 Build 80; Postprocessing SW: SEMCAD, V1.8 Build 186

Ch9262/Area Scan (71x141x1): Measurement grid: dx=15mm, dy=15mm
Maximum value of SAR (interpolated) = 0.863 mW/g

Ch9262/Zoom Scan (5x5x7)/Cube 0: Measurement grid: dx=8mm, dy=8mm, dz=5mm
Reference Value = 18.5 V/m; Power Drift = 0.021 dB
Peak SAR (extrapolated) = 1.41 W/kg
SAR(1 g) = 0.785 mW/g; SAR(10 g) = 0.416 mW/g
Maximum value of SAR (measured) = 0.835 mW/g

0 dB = 0.835mW/g

#80 802.11b_Right Cheek_Ch1

DUT: 1D0814

Communication System: 802.11b ; Frequency: 2412 MHz;Duty Cycle: 1:1
Medium: HSL_2450_110614 Medium parameters used: f = 2412 MHz; σ = 1.82 mho/m; ε_r = 39.4; ρ = 1000 kg/m^3
Ambient Temperature：22.4 ℃; Liquid Temperature：21.4 ℃

DASY4 Configuration:
- Probe: ET3DV6 - SN1787; ConvF(4.41, 4.41, 4.41); Calibrated: 2011/5/20
- Sensor-Surface: 4mm (Mechanical Surface Detection)
- Electronics: DAE3 Sn495; Calibrated: 2011/4/28
- Phantom: SAM_Right; Type: SAM; Serial: TP-1303
- Measurement SW: DASY4, V4.7 Build 80; Postprocessing SW: SEMCAD, V1.8 Build 186

Ch1/Area Scan (51x91x1): Measurement grid: dx=20mm, dy=20mm
Maximum value of SAR (interpolated) = 0.065 mW/g

Ch1/Zoom Scan (5x5x7)/Cube 0: Measurement grid: dx=8mm, dy=8mm, dz=5mm
Reference Value = 5.61 V/m; Power Drift = 0.145 dB
Peak SAR (extrapolated) = 0.135 W/kg
SAR(1 g) = 0.065 mW/g; SAR(10 g) = 0.035 mW/g
Maximum value of SAR (measured) = 0.070 mW/g

Ch1/Zoom Scan (5x5x7)/Cube 1: Measurement grid: dx=8mm, dy=8mm, dz=5mm
Reference Value = 5.61 V/m; Power Drift = 0.145 dB
Peak SAR (extrapolated) = 0.113 W/kg
SAR(1 g) = 0.037 mW/g; SAR(10 g) = 0.021 mW/g
Maximum value of SAR (measured) = 0.044 mW/g



0 dB = 0.044mW/g

#81 802.11b_Right Tilted_Ch1

DUT: 1D0814

Communication System: 802.11b ; Frequency: 2412 MHz;Duty Cycle: 1:1
Medium: HSL_2450_110614 Medium parameters used: f = 2412 MHz; σ = 1.82 mho/m; ε_r = 39.4; ρ = 1000 kg/m^3
Ambient Temperature：22.4 ℃； Liquid Temperature：21.4 ℃

DASY4 Configuration:
- Probe: ET3DV6 - SN1787; ConvF(4.41, 4.41, 4.41); Calibrated: 2011/5/20
- Sensor-Surface: 4mm (Mechanical Surface Detection)
- Electronics: DAE3 Sn495; Calibrated: 2011/4/28
- Phantom: SAM_Right; Type: SAM; Serial: TP-1303
- Measurement SW: DASY4, V4.7 Build 80; Postprocessing SW: SEMCAD, V1.8 Build 186

Ch1/Area Scan (51x91x1): Measurement grid: dx=20mm, dy=20mm
Maximum value of SAR (interpolated) = 0.053 mW/g

Ch1/Zoom Scan (5x5x7)/Cube 0: Measurement grid: dx=8mm, dy=8mm, dz=5mm
Reference Value = 6.03 V/m; Power Drift = -0.123 dB
Peak SAR (extrapolated) = 0.127 W/kg
SAR(1 g) = 0.058 mW/g; SAR(10 g) = 0.028 mW/g
Maximum value of SAR (measured) = 0.062 mW/g



0 dB = 0.062mW/g

#78 802.11b_Left Cheek_Ch1

DUT: 1D0814

Communication System: 802.11b ; Frequency: 2412 MHz;Duty Cycle: 1:1
Medium: HSL_2450_120331 Medium parameters used: f = 2412 MHz; σ = 1.79 mho/m; ε_r = 39.7; ρ = 1000 kg/m^3
Ambient Temperature：22.6 ℃； Liquid Temperature：21.6 ℃

DASY4 Configuration:
- Probe: EX3DV4 - SN3792; ConvF(6.92, 6.92, 6.92); Calibrated: 2011/6/20
- Sensor-Surface: 4mm (Mechanical Surface Detection)
- Electronics: DAE3 Sn577; Calibrated: 2011/6/20
- Phantom: SAM-Right; Type: QD 000 P40 C; Serial: TP-1383
- Measurement SW: DASY4, V4.7 Build 80; Postprocessing SW: SEMCAD, V1.8 Build 186

Ch1/Area Scan (71x121x1): Measurement grid: dx=15mm, dy=15mm
Maximum value of SAR (interpolated) = 0.079 mW/g

Ch1/Zoom Scan (5x5x7)/Cube 0: Measurement grid: dx=8mm, dy=8mm, dz=5mm
Reference Value = 3.68 V/m; Power Drift = 0.023 dB
Peak SAR (extrapolated) = 0.147 W/kg
SAR(1 g) = 0.075 mW/g; SAR(10 g) = 0.038 mW/g
Maximum value of SAR (measured) = 0.081 mW/g

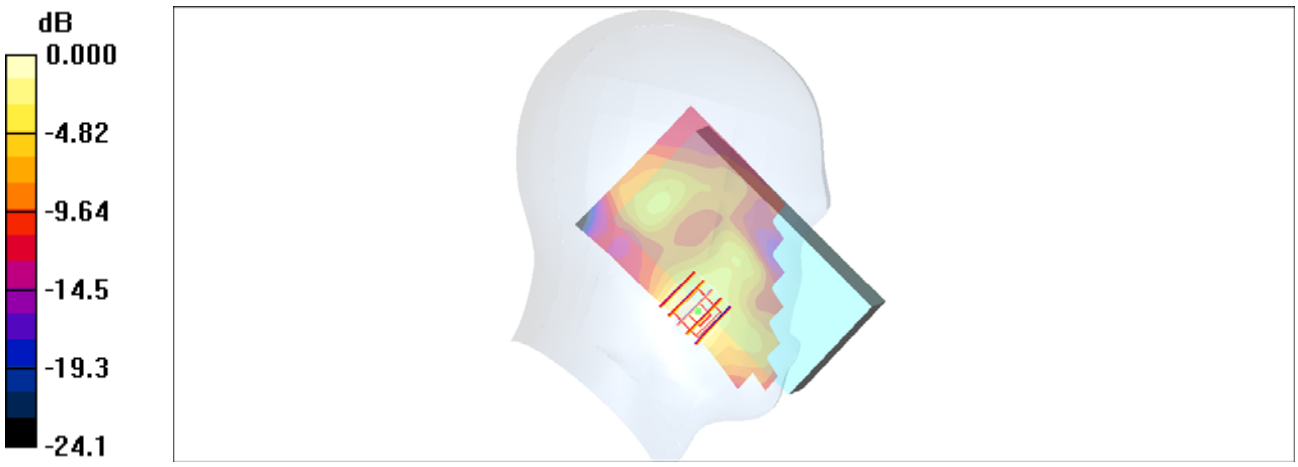

0 dB = 0.081mW/g

#78 802.11b_Left Cheek_Ch1_2D

DUT: 1D0814

Communication System: 802.11b ; Frequency: 2412 MHz;Duty Cycle: 1:1
Medium: HSL_2450_120331 Medium parameters used: f = 2412 MHz; σ = 1.79 mho/m; ε_r = 39.7; ρ = 1000 kg/m^3
Ambient Temperature：22.6 ℃； Liquid Temperature：21.6 ℃

DASY4 Configuration:
- Probe: EX3DV4 - SN3792; ConvF(6.92, 6.92, 6.92); Calibrated: 2011/6/20
- Sensor-Surface: 4mm (Mechanical Surface Detection)
- Electronics: DAE3 Sn577; Calibrated: 2011/6/20
- Phantom: SAM-Right; Type: QD 000 P40 C; Serial: TP-1383
- Measurement SW: DASY4, V4.7 Build 80; Postprocessing SW: SEMCAD, V1.8 Build 186

Ch1/Area Scan (71x121x1): Measurement grid: dx=15mm, dy=15mm
Maximum value of SAR (interpolated) = 0.079 mW/g

Ch1/Zoom Scan (5x5x7)/Cube 0: Measurement grid: dx=8mm, dy=8mm, dz=5mm
Reference Value = 3.68 V/m; Power Drift = 0.023 dB
Peak SAR (extrapolated) = 0.147 W/kg
SAR(1 g) = 0.075 mW/g; SAR(10 g) = 0.038 mW/g
Maximum value of SAR (measured) = 0.081 mW/g

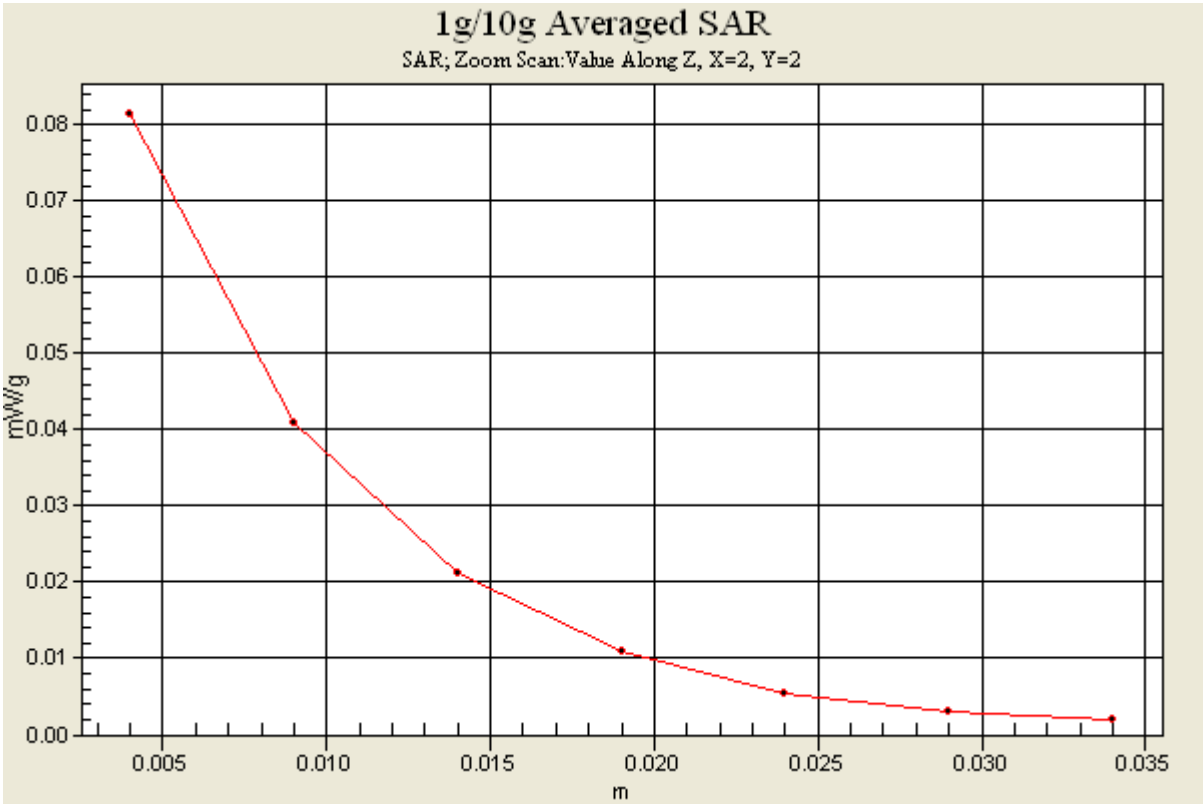

#82 802.11b_Left Tilted_Ch1

DUT: 1D0814

Communication System: 802.11b ; Frequency: 2412 MHz;Duty Cycle: 1:1
Medium: HSL_2450_110614 Medium parameters used: f = 2412 MHz; σ = 1.82 mho/m; ε_r = 39.4; ρ = 1000 kg/m^3
Ambient Temperature：22.4 ℃； Liquid Temperature：21.4 ℃

DASY4 Configuration:
- Probe: ET3DV6 - SN1787; ConvF(4.41, 4.41, 4.41); Calibrated: 2011/5/20
- Sensor-Surface: 4mm (Mechanical Surface Detection)
- Electronics: DAE3 Sn495; Calibrated: 2011/4/28
- Phantom: SAM_Right; Type: SAM; Serial: TP-1303
- Measurement SW: DASY4, V4.7 Build 80; Postprocessing SW: SEMCAD, V1.8 Build 186

Ch1/Area Scan (51x91x1): Measurement grid: dx=20mm, dy=20mm
Maximum value of SAR (interpolated) = 0.060 mW/g

Ch1/Zoom Scan (5x5x7)/Cube 0: Measurement grid: dx=8mm, dy=8mm, dz=5mm
Reference Value = 5.47 V/m; Power Drift = -0.065 dB
Peak SAR (extrapolated) = 0.110 W/kg
SAR(1 g) = 0.053 mW/g; SAR(10 g) = 0.026 mW/g
Maximum value of SAR (measured) = 0.056 mW/g

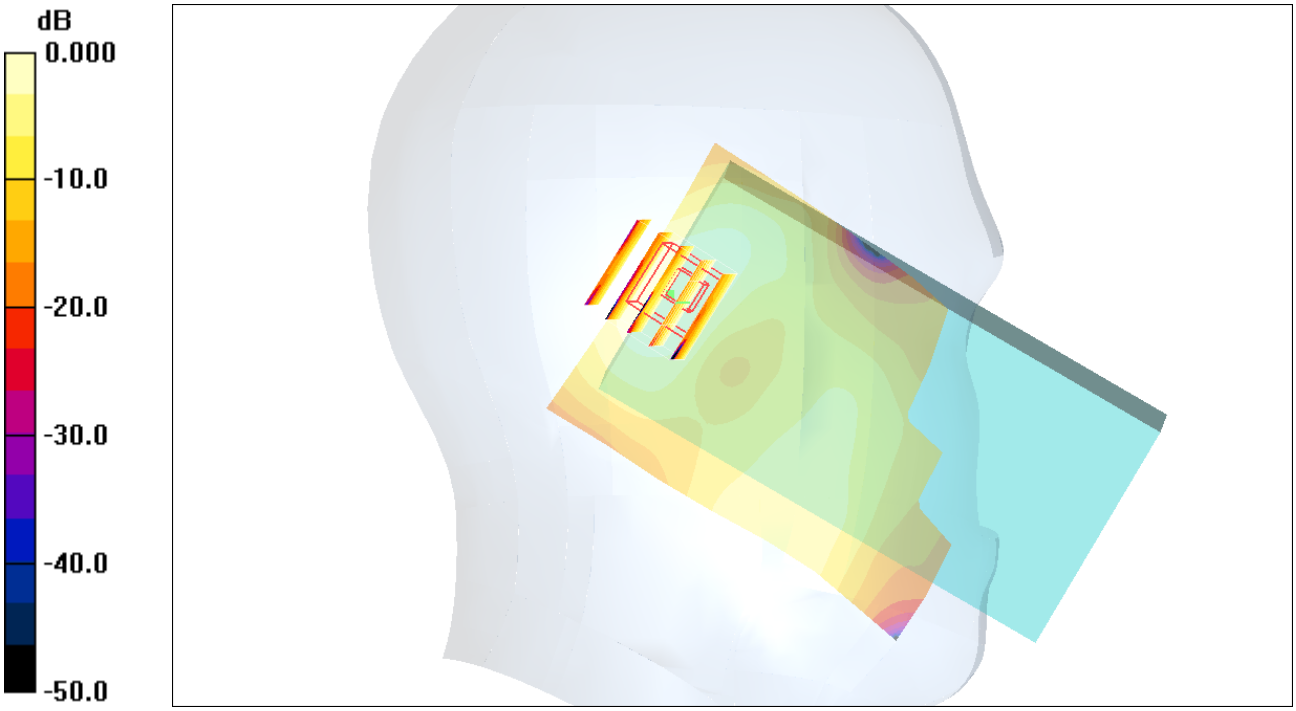

0 dB = 0.056mW/g

#84 802.11b_Left Cheek_Ch1_Charger Snap1

DUT: 1D0814

Communication System: 802.11b ; Frequency: 2412 MHz;Duty Cycle: 1:1
Medium: HSL_2450_110614 Medium parameters used: f = 2412 MHz; σ = 1.82 mho/m; ε_r = 39.4; ρ = 1000 kg/m^3
Ambient Temperature：22.4 ℃; Liquid Temperature：21.4 ℃

DASY4 Configuration:
- Probe: ET3DV6 - SN1787; ConvF(4.41, 4.41, 4.41); Calibrated: 2011/5/20
- Sensor-Surface: 4mm (Mechanical Surface Detection)
- Electronics: DAE3 Sn495; Calibrated: 2011/4/28
- Phantom: SAM_Right; Type: SAM; Serial: TP-1303
- Measurement SW: DASY4, V4.7 Build 80; Postprocessing SW: SEMCAD, V1.8 Build 186

Ch1/Area Scan (61x111x1): Measurement grid: dx=20mm, dy=20mm
Maximum value of SAR (interpolated) = 0.074 mW/g

Ch1/Zoom Scan (5x5x7)/Cube 0: Measurement grid: dx=8mm, dy=8mm, dz=5mm
Reference Value = 4.05 V/m; Power Drift = -0.110 dB
Peak SAR (extrapolated) = 0.112 W/kg
SAR(1 g) = 0.057 mW/g; SAR(10 g) = 0.015 mW/g
Maximum value of SAR (measured) = 0.065 mW/g



0 dB = 0.065mW/g

#83 802.11b_Left Cheek_Ch1_Charger Snap2

DUT: 1D0814

Communication System: 802.11b ; Frequency: 2412 MHz;Duty Cycle: 1:1
Medium: HSL_2450_110614 Medium parameters used: f = 2412 MHz; σ = 1.82 mho/m; ε_r = 39.4; ρ = 1000 kg/m^3
Ambient Temperature：22.4 ℃; Liquid Temperature：21.4 ℃

DASY4 Configuration:
- Probe: ET3DV6 - SN1787; ConvF(4.41, 4.41, 4.41); Calibrated: 2011/5/20
- Sensor-Surface: 4mm (Mechanical Surface Detection)
- Electronics: DAE3 Sn495; Calibrated: 2011/4/28
- Phantom: SAM_Right; Type: SAM; Serial: TP-1303
- Measurement SW: DASY4, V4.7 Build 80; Postprocessing SW: SEMCAD, V1.8 Build 186

Ch1/Area Scan (61x111x1): Measurement grid: dx=20mm, dy=20mm
Maximum value of SAR (interpolated) = 0.066 mW/g

Ch1/Zoom Scan (5x5x7)/Cube 0: Measurement grid: dx=8mm, dy=8mm, dz=5mm
Reference Value = 4.47 V/m; Power Drift = -0.004 dB
Peak SAR (extrapolated) = 0.121 W/kg
SAR(1 g) = 0.065 mW/g; SAR(10 g) = 0.034 mW/g
Maximum value of SAR (measured) = 0.070 mW/g

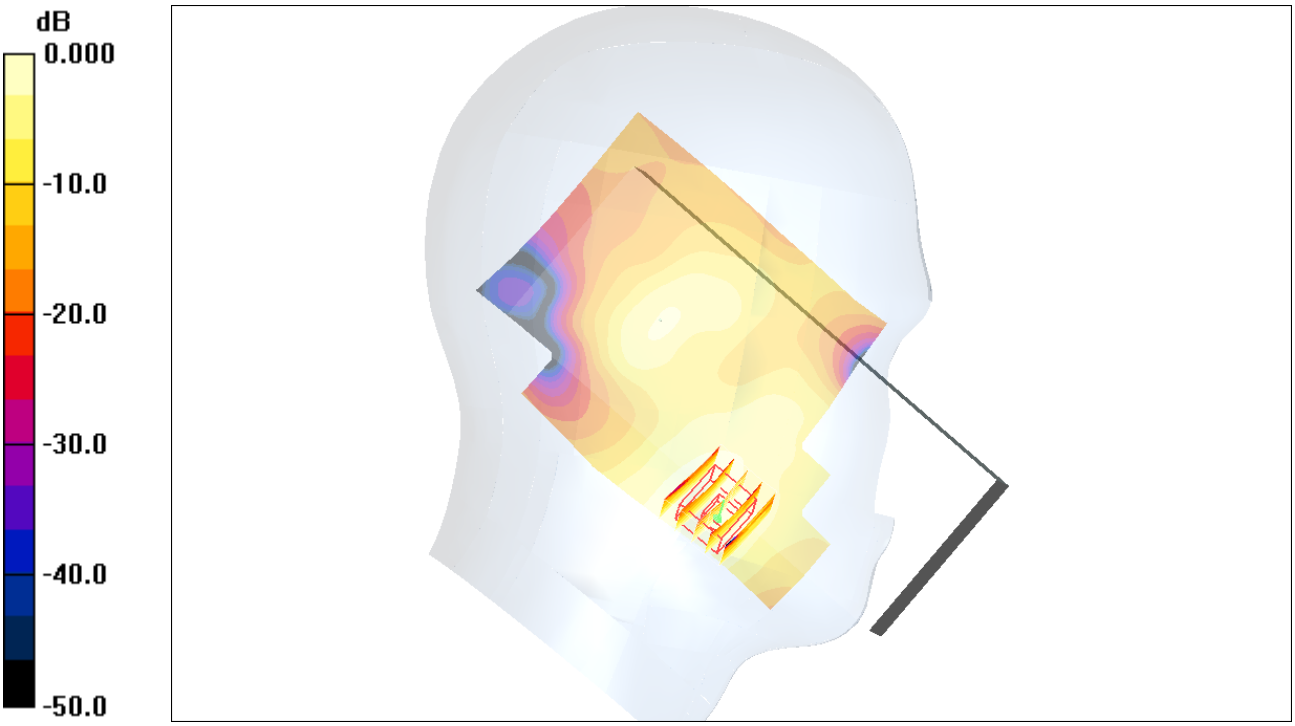

0 dB = 0.070mW/g

#87 802.11a_Left Cheek_Ch48

DUT: 1D0814

Communication System: 802.11a; Frequency: 5240 MHz;Duty Cycle: 1:1
Medium: HSL5G_110611 Medium parameters used : f = 5240 MHz; σ = 4.85 mho/m; ε_r = 35.4; ρ = 1000 kg/m^3
Ambient Temperature：22.3 ℃； Liquid Temperature：21.3 ℃

DASY4 Configuration:
- Probe: EX3DV4 - SN3731; ConvF(4.83, 4.83, 4.83); Calibrated: 2010/9/20
- Sensor-Surface: 2mm(Mechanical Surface Detection)
- Electronics: DAE3 Sn495; Calibrated: 2011/4/28
- Phantom: SAM_Left; Type: SAM; Serial: TP-1150
- Measurement SW: DASY4, V4.7 Build 80; Postprocessing SW: SEMCAD, V1.8 Build 186

Ch48/Area Scan (121x181x1): Measurement grid: dx=10mm, dy=10mm
Maximum value of SAR (interpolated) = 0.067 mW/g

Ch48/Zoom Scan (8x8x10)/Cube 0: Measurement grid: dx=4mm, dy=4mm, dz=2.5mm
Reference Value = 0.000 V/m; Power Drift = 0.010 dB
Peak SAR (extrapolated) = 0.226 W/kg
SAR(1 g) = 0.032 mW/g; SAR(10 g) = 0.012 mW/g
Maximum value of SAR (measured) = 0.073 mW/g



0 dB = 0.073mW/g

#89 802.11a_Left Cheek_Ch36

DUT:1D0814

Communication System: 802.11a; Frequency: 5180 MHz;Duty Cycle: 1:1
Medium: HSL5G_110611 Medium parameters used : f = 5180 MHz; σ = 4.78 mho/m; ε_r = 35.5; ρ = 1000 kg/m^3
Ambient Temperature：22.3 ℃； Liquid Temperature：21.3 ℃

DASY4 Configuration:
- Probe: EX3DV4 - SN3731; ConvF(4.83, 4.83, 4.83); Calibrated: 2010/9/20
- Sensor-Surface: 2mm(Mechanical Surface Detection)
- Electronics: DAE3 Sn495; Calibrated: 2011/4/28
- Phantom: SAM_Left; Type: SAM; Serial: TP-1150
- Measurement SW: DASY4, V4.7 Build 80; Postprocessing SW: SEMCAD, V1.8 Build 186

Ch36/Area Scan (121x181x1): Measurement grid: dx=10mm, dy=10mm
Maximum value of SAR (interpolated) = 0.051 mW/g

Ch36/Zoom Scan (8x8x10)/Cube 0: Measurement grid: dx=4mm, dy=4mm, dz=2.5mm
Reference Value = 0.000 V/m; Power Drift = 0.103 dB
Peak SAR (extrapolated) = 0.214 W/kg
SAR(1 g) = 0.029 mW/g; SAR(10 g) = 0.00926 mW/g
Maximum value of SAR (measured) = 0.064 mW/g



0 dB = 0.064mW/g

#90 802.11a_Left Cheek_Ch52

DUT: 1D0814

Communication System: 802.11a; Frequency: 5260 MHz;Duty Cycle: 1:1
Medium: HSL5G_110611 Medium parameters used : f = 5260 MHz; σ = 4.87 mho/m; ε_r = 35.4; ρ = 1000 kg/m^3
Ambient Temperature：22.3℃； Liquid Temperature：21.3 ℃

DASY4 Configuration:
- Probe: EX3DV4 - SN3731; ConvF(4.46, 4.46, 4.46); Calibrated: 2010/9/20
- Sensor-Surface: 2mm(Mechanical Surface Detection)
- Electronics: DAE3 Sn495; Calibrated: 2011/4/28
- Phantom: SAM_Left; Type: SAM; Serial: TP-1150
- Measurement SW: DASY4, V4.7 Build 80; Postprocessing SW: SEMCAD, V1.8 Build 186

Ch52/Area Scan (121x181x1): Measurement grid: dx=10mm, dy=10mm
Maximum value of SAR (interpolated) = 0.025 mW/g

Ch52/Zoom Scan (8x8x10)/Cube 0: Measurement grid: dx=4mm, dy=4mm, dz=2.5mm
Reference Value = 0.000 V/m; Power Drift = 0.132 dB
Peak SAR (extrapolated) = 0.143 W/kg
SAR(1 g) = 0.019 mW/g; SAR(10 g) = 0.00696 mW/g
Maximum value of SAR (measured) = 0.045 mW/g



0 dB = 0.045mW/g

#91 802.11a_Left Cheek_Ch64

DUT: 1D0814

Communication System: 802.11a; Frequency: 5320 MHz;Duty Cycle: 1:1
Medium: HSL5G_110611 Medium parameters used : f = 5320 MHz; σ = 4.93 mho/m; ε_r = 35.3; ρ = 1000 kg/m^3
Ambient Temperature：22.3 ℃； Liquid Temperature：21.3 ℃

DASY4 Configuration:
- Probe: EX3DV4 - SN3731; ConvF(4.46, 4.46, 4.46); Calibrated: 2010/9/20
- Sensor-Surface: 2mm(Mechanical Surface Detection)
- Electronics: DAE3 Sn495; Calibrated: 2011/4/28
- Phantom: SAM_Left; Type: SAM; Serial: TP-1150
- Measurement SW: DASY4, V4.7 Build 80; Postprocessing SW: SEMCAD, V1.8 Build 186

Ch64/Area Scan (121x181x1): Measurement grid: dx=10mm, dy=10mm
Maximum value of SAR (interpolated) = 0.053 mW/g

Ch64/Zoom Scan (8x8x10)/Cube 0: Measurement grid: dx=4mm, dy=4mm, dz=2.5mm
Reference Value = 0.000 V/m; Power Drift = 0.014 dB
Peak SAR (extrapolated) = 0.158 W/kg
SAR(1 g) = 0.030 mW/g; SAR(10 g) = 0.010 mW/g
Maximum value of SAR (measured) = 0.074 mW/g



0 dB = 0.074mW/g

#92 802.11a_Left Cheek_Ch104

DUT: 1D0814

Communication System: 802.11a; Frequency: 5520 MHz;Duty Cycle: 1:1
Medium: HSL5G_110611 Medium parameters used : f = 5520 MHz; σ = 5.14 mho/m; ε_r = 34.9; ρ = 1000 kg/m^3
Ambient Temperature：22.3 ℃； Liquid Temperature：21.3 ℃

DASY4 Configuration:
- Probe: EX3DV4 - SN3731; ConvF(4.46, 4.46, 4.46); Calibrated: 2010/9/20
- Sensor-Surface: 2mm(Mechanical Surface Detection)
- Electronics: DAE3 Sn495; Calibrated: 2011/4/28
- Phantom: SAM_Left; Type: SAM; Serial: TP-1150
- Measurement SW: DASY4, V4.7 Build 80; Postprocessing SW: SEMCAD, V1.8 Build 186

Ch104/Area Scan (121x181x1): Measurement grid: dx=10mm, dy=10mm
Maximum value of SAR (interpolated) = 0.058 mW/g

Ch104/Zoom Scan (8x8x10)/Cube 0: Measurement grid: dx=4mm, dy=4mm, dz=2.5mm
Reference Value = 0.000 V/m; Power Drift = 0.016 dB
Peak SAR (extrapolated) = 0.327 W/kg
SAR(1 g) = 0.043 mW/g; SAR(10 g) = 0.016 mW/g
Maximum value of SAR (measured) = 0.120 mW/g



0 dB = 0.120mW/g

#93 802.11a_Left Cheek_Ch116

DUT: 1D0814

Communication System: 802.11a; Frequency: 5580 MHz;Duty Cycle: 1:1
Medium: HSL5G_110611 Medium parameters used : f = 5580 MHz; σ = 5.2 mho/m; ε_r = 34.8; ρ = 1000 kg/m^3
Ambient Temperature：22.3 ℃; Liquid Temperature：21.3 ℃

DASY4 Configuration:
- Probe: EX3DV4 - SN3731; ConvF(4.07, 4.07, 4.07); Calibrated: 2010/9/20
- Sensor-Surface: 2mm(Mechanical Surface Detection)
- Electronics: DAE3 Sn495; Calibrated: 2011/4/28
- Phantom: SAM_Left; Type: SAM; Serial: TP-1150
- Measurement SW: DASY4, V4.7 Build 80; Postprocessing SW: SEMCAD, V1.8 Build 186

Ch116/Area Scan (121x181x1): Measurement grid: dx=10mm, dy=10mm
Maximum value of SAR (interpolated) = 0.076 mW/g

Ch116/Zoom Scan (8x8x10)/Cube 0: Measurement grid: dx=4mm, dy=4mm, dz=2.5mm
Reference Value = 0.000 V/m; Power Drift = 0.023 dB
Peak SAR (extrapolated) = 0.294 W/kg
SAR(1 g) = 0.049 mW/g; SAR(10 g) = 0.018 mW/g
Maximum value of SAR (measured) = 0.102 mW/g



0 dB = 0.102mW/g

#94 802.11a_Left Cheek_Ch124

DUT: 1D0814

Communication System: 802.11a; Frequency: 5620 MHz;Duty Cycle: 1:1
Medium: HSL5G_110611 Medium parameters used : f = 5620 MHz; σ = 5.24 mho/m; ε_r = 34.7; ρ = 1000 kg/m^3
Ambient Temperature：22.3 ℃; Liquid Temperature：21.3 ℃

DASY4 Configuration:
- Probe: EX3DV4 - SN3731; ConvF(4.07, 4.07, 4.07); Calibrated: 2010/9/20
- Sensor-Surface: 2mm(Mechanical Surface Detection)
- Electronics: DAE3 Sn495; Calibrated: 2011/4/28
- Phantom: SAM_Left; Type: SAM; Serial: TP-1150
- Measurement SW: DASY4, V4.7 Build 80; Postprocessing SW: SEMCAD, V1.8 Build 186

Ch124/Area Scan (121x181x1): Measurement grid: dx=10mm, dy=10mm
Maximum value of SAR (interpolated) = 0.067 mW/g

Ch124/Zoom Scan (8x8x10)/Cube 0: Measurement grid: dx=4mm, dy=4mm, dz=2.5mm
Reference Value = 0.000 V/m; Power Drift = 0.046 dB
Peak SAR (extrapolated) = 0.306 W/kg
SAR(1 g) = 0.042 mW/g; SAR(10 g) = 0.016 mW/g
Maximum value of SAR (measured) = 0.097 mW/g



0 dB = 0.097mW/g

#95 802.11a_Left Cheek_Ch136

DUT: 1D0814

Communication System: 802.11a; Frequency: 5680 MHz;Duty Cycle: 1:1
Medium: HSL5G_110611 Medium parameters used : f = 5680 MHz; σ = 5.3 mho/m; ε_r = 34.6; ρ = 1000 kg/m^3
Ambient Temperature：22.4 ℃； Liquid Temperature：21.3 ℃

DASY4 Configuration:
- Probe: EX3DV4 - SN3731; ConvF(4.07, 4.07, 4.07); Calibrated: 2010/9/20
- Sensor-Surface: 2mm(Mechanical Surface Detection)
- Electronics: DAE3 Sn495; Calibrated: 2011/4/28
- Phantom: SAM_Left; Type: SAM; Serial: TP-1150
- Measurement SW: DASY4, V4.7 Build 80; Postprocessing SW: SEMCAD, V1.8 Build 186

Ch136/Area Scan (121x181x1): Measurement grid: dx=10mm, dy=10mm
Maximum value of SAR (interpolated) = 0.051 mW/g

Ch136/Zoom Scan (8x8x10)/Cube 0: Measurement grid: dx=4mm, dy=4mm, dz=2.5mm
Reference Value = 0.000 V/m; Power Drift = 0.021 dB
Peak SAR (extrapolated) = 0.529 W/kg
SAR(1 g) = 0.054 mW/g; SAR(10 g) = 0.020 mW/g



0 dB = 0.107mW/g

#96 802.11a_Left Cheek_Ch149

DUT: 1D0814

Communication System: 802.11a; Frequency: 5745 MHz;Duty Cycle: 1:1
Medium: HSL5G_110611 Medium parameters used : f = 5745 MHz; σ = 5.37 mho/m; ε_r = 34.5; ρ = 1000 kg/m^3
Ambient Temperature：22.3 ℃; Liquid Temperature：21.3 ℃

DASY4 Configuration:
- Probe: EX3DV4 - SN3731; ConvF(4.22, 4.22, 4.22); Calibrated: 2010/9/20
- Sensor-Surface: 2mm(Mechanical Surface Detection)
- Electronics: DAE3 Sn495; Calibrated: 2011/4/28
- Phantom: SAM_Left; Type: SAM; Serial: TP-1150
- Measurement SW: DASY4, V4.7 Build 80; Postprocessing SW: SEMCAD, V1.8 Build 186

Ch149/Area Scan (121x181x1): Measurement grid: dx=10mm, dy=10mm
Maximum value of SAR (interpolated) = 0.030 mW/g

Ch149/Zoom Scan (8x8x10)/Cube 0: Measurement grid: dx=4mm, dy=4mm, dz=2.5mm
Reference Value = 0.000 V/m; Power Drift = 0.028 dB
Peak SAR (extrapolated) = 0.236 W/kg
SAR(1 g) = 0.034 mW/g; SAR(10 g) = 0.012 mW/g
Maximum value of SAR (measured) = 0.095 mW/g



0 dB = 0.095mW/g

#97 802.11a_Left Cheek_Ch157

DUT: 1D0814

Communication System: 802.11a; Frequency: 5785 MHz;Duty Cycle: 1:1
Medium: HSL5G_110611 Medium parameters used : f = 5785 MHz; σ = 5.4 mho/m; ε_r = 34.4; ρ = 1000 kg/m^3
Ambient Temperature：22.3 ℃; Liquid Temperature：21.3 ℃

DASY4 Configuration:
- Probe: EX3DV4 - SN3731; ConvF(4.22, 4.22, 4.22); Calibrated: 2010/9/20
- Sensor-Surface: 2mm(Mechanical Surface Detection)
- Electronics: DAE3 Sn495; Calibrated: 2011/4/28
- Phantom: SAM_Left; Type: SAM; Serial: TP-1150
- Measurement SW: DASY4, V4.7 Build 80; Postprocessing SW: SEMCAD, V1.8 Build 186

Ch157/Area Scan (121x181x1): Measurement grid: dx=10mm, dy=10mm
Maximum value of SAR (interpolated) = 0.050 mW/g

Ch157/Zoom Scan (8x8x10)/Cube 0: Measurement grid: dx=4mm, dy=4mm, dz=2.5mm
Reference Value = 0.000 V/m; Power Drift = 0.041 dB
Peak SAR (extrapolated) = 0.412 W/kg
SAR(1 g) = 0.040 mW/g; SAR(10 g) = 0.015 mW/g
Maximum value of SAR (measured) = 0.083 mW/g



0 dB = 0.083mW/g

#98 802.11a_Left Cheek_Ch161

DUT: 1D0814

Communication System: 802.11a; Frequency: 5805 MHz;Duty Cycle: 1:1
Medium: HSL5G_110611 Medium parameters used : f = 5805 MHz; σ = 5.41 mho/m; ε_r = 34.4; ρ = 1000 kg/m^3
Ambient Temperature：22.3 ℃; Liquid Temperature：21.3 ℃

DASY4 Configuration:
- Probe: EX3DV4 - SN3731; ConvF(4.22, 4.22, 4.22); Calibrated: 2010/9/20
- Sensor-Surface: 2mm(Mechanical Surface Detection)
- Electronics: DAE3 Sn495; Calibrated: 2011/4/28
- Phantom: SAM_Left; Type: SAM; Serial: TP-1150
- Measurement SW: DASY4, V4.7 Build 80; Postprocessing SW: SEMCAD, V1.8 Build 186

Ch161/Area Scan (121x181x1): Measurement grid: dx=10mm, dy=10mm
Maximum value of SAR (interpolated) = 0.032 mW/g

Ch161/Zoom Scan (8x8x10)/Cube 0: Measurement grid: dx=4mm, dy=4mm, dz=2.5mm
Reference Value = 0.000 V/m; Power Drift = 0.066 dB
Peak SAR (extrapolated) = 0.281 W/kg
SAR(1 g) = 0.040 mW/g; SAR(10 g) = 0.013 mW/g
Maximum value of SAR (measured) = 0.108 mW/g



0 dB = 0.108mW/g

#99 802.11a_Left Cheek_Ch165

DUT: 1D0814

Communication System: 802.11a; Frequency: 5825 MHz;Duty Cycle: 1:1
Medium: HSL5G_110611 Medium parameters used : f = 5825 MHz; σ = 5.43 mho/m; ε_r = 34.3; ρ = 1000 kg/m^3
Ambient Temperature：22.3 ℃; Liquid Temperature：21.3 ℃

DASY4 Configuration:
- Probe: EX3DV4 - SN3731; ConvF(4.22, 4.22, 4.22); Calibrated: 2010/9/20
- Sensor-Surface: 2mm(Mechanical Surface Detection)
- Electronics: DAE3 Sn495; Calibrated: 2011/4/28
- Phantom: SAM_Left; Type: SAM; Serial: TP-1150
- Measurement SW: DASY4, V4.7 Build 80; Postprocessing SW: SEMCAD, V1.8 Build 186

Ch165/Area Scan (121x181x1): Measurement grid: dx=10mm, dy=10mm
Maximum value of SAR (interpolated) = 0.032 mW/g

Ch165/Zoom Scan (8x8x10)/Cube 0: Measurement grid: dx=4mm, dy=4mm, dz=2.5mm
Reference Value = 0.000 V/m; Power Drift = 0.042 dB
Peak SAR (extrapolated) = 0.289 W/kg
SAR(1 g) = 0.043 mW/g; SAR(10 g) = 0.014 mW/g
Maximum value of SAR (measured) = 0.104 mW/g



0 dB = 0.104mW/g

#100 802.11a_Left Cheek_Ch136_Charger Snap1

DUT: 1D0814

Communication System: 802.11a; Frequency: 5680 MHz;Duty Cycle: 1:1
Medium: HSL5G_110611 Medium parameters used: f = 5680 MHz; σ = 5.3 mho/m; ε_r = 34.6; ρ = 1000 kg/m^3
Ambient Temperature：22.3 ℃； Liquid Temperature：21.3 ℃

DASY4 Configuration:
- Probe: EX3DV4 - SN3731; ConvF(4.07, 4.07, 4.07); Calibrated: 2010/9/20
- Sensor-Surface: 2mm(Mechanical Surface Detection)
- Electronics: DAE3 Sn495; Calibrated: 2011/4/28
- Phantom: SAM_Left; Type: SAM; Serial: TP-1150
- Measurement SW: DASY4, V4.7 Build 80; Postprocessing SW: SEMCAD, V1.8 Build 186

Ch136/Area Scan (121x181x1): Measurement grid: dx=10mm, dy=10mm
Maximum value of SAR (interpolated) = 0.058 mW/g

Ch136/Zoom Scan (8x8x10)/Cube 0: Measurement grid: dx=4mm, dy=4mm, dz=2.5mm
Reference Value = 0.000 V/m; Power Drift = 0.000 dB
Peak SAR (extrapolated) = 0.381 W/kg
SAR(1 g) = 0.051 mW/g; SAR(10 g) = 0.019 mW/g
Maximum value of SAR (measured) = 0.117 mW/g

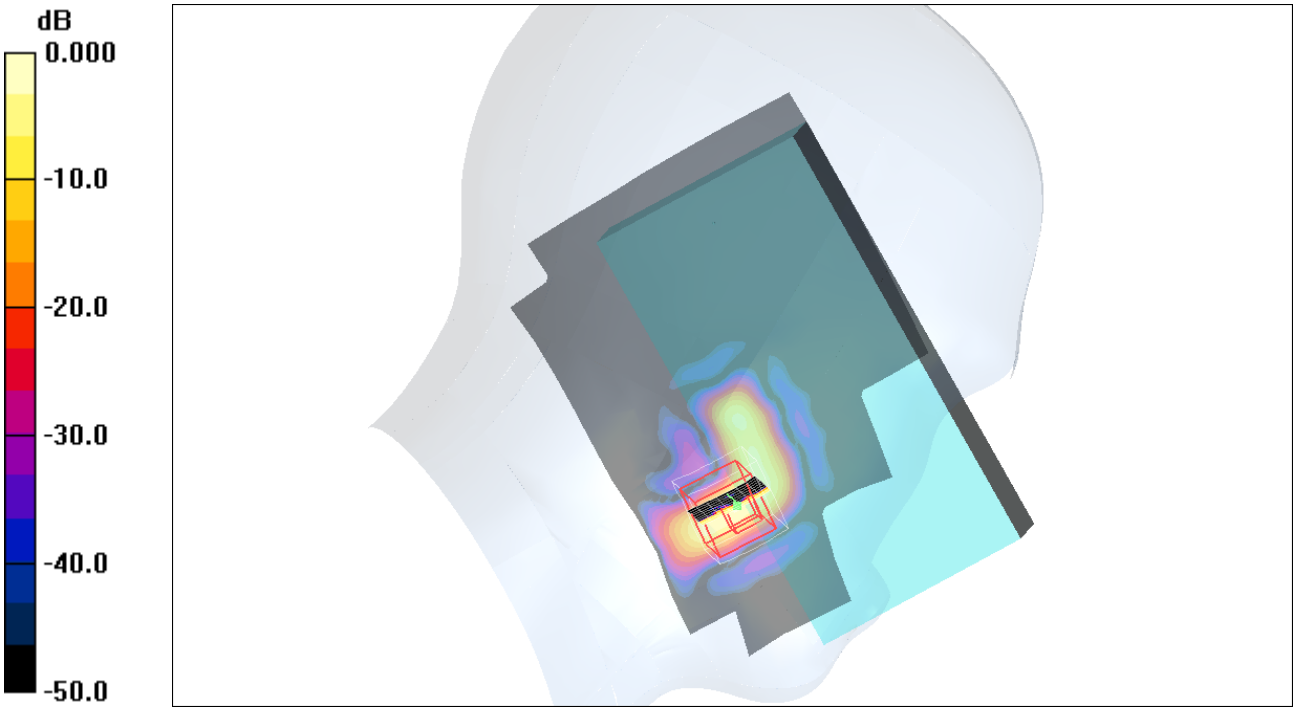

0 dB = 0.117mW/g

#79 802.11a_Left Cheek_Ch136_Charger Snap2

DUT: 1D0814

Communication System: 802.11a; Frequency: 5680 MHz;Duty Cycle: 1:1
Medium: HSL_5G_120331 Medium parameters used : f = 5680 MHz; σ = 5.3 mho/m; ε_r = 34.6; ρ = 1000 kg/m^3
Ambient Temperature：22.6 ℃； Liquid Temperature：21.6 ℃

DASY4 Configuration:
- Probe: EX3DV4 - SN3792; ConvF(4.23, 4.23, 4.23); Calibrated: 2011/6/20
- Sensor-Surface: 2mm(Mechanical Surface Detection)
- Electronics: DAE3 Sn495; Calibrated: 2011/4/28
- Phantom: SAM-Left; Type: QD 000 P40 C; Serial: TP-1478
- Measurement SW: DASY4, V4.7 Build 80; Postprocessing SW: SEMCAD, V1.8 Build 186

Ch136/Area Scan (121x211x1): Measurement grid: dx=10mm, dy=10mm
Maximum value of SAR (interpolated) = 0.102 mW/g

Ch136/Zoom Scan (8x8x10)/Cube 0: Measurement grid: dx=4mm, dy=4mm, dz=2.5mm
Reference Value = 1.05 V/m; Power Drift = -0.010 dB
Peak SAR (extrapolated) = 0.298 W/kg
SAR(1 g) = 0.086 mW/g; SAR(10 g) = 0.032 mW/g
Maximum value of SAR (measured) = 0.160 mW/g

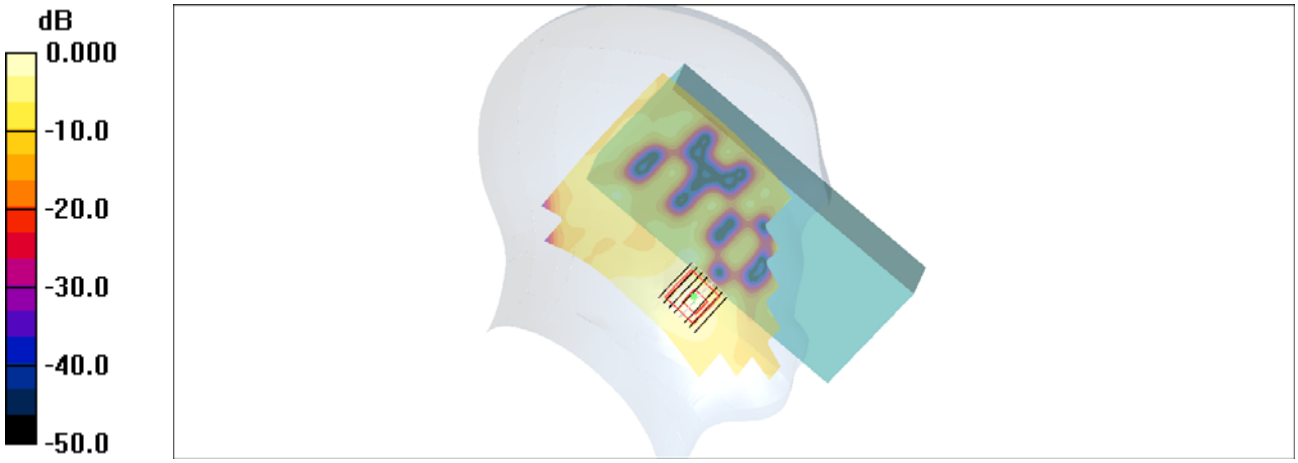

0 dB = 0.160mW/g

Test Laboratory: Sporton International Inc. SAR/HAC Testing Lab Date: 2012/3/31

#79 802.11a_Left Cheek_Ch136_Charger Snap2_2D

DUT: 1D0814

Communication System: 802.11a; Frequency: 5680 MHz;Duty Cycle: 1:1
Medium: HSL_5G_120331 Medium parameters used : f = 5680 MHz; σ = 5.3 mho/m; ε_r = 34.6; ρ = 1000 kg/m^3
Ambient Temperature：22.6 ℃； Liquid Temperature：21.6 ℃

DASY4 Configuration:
- Probe: EX3DV4 - SN3792; ConvF(4.23, 4.23, 4.23); Calibrated: 2011/6/20
- Sensor-Surface: 2mm(Mechanical Surface Detection)
- Electronics: DAE3 Sn495; Calibrated: 2011/4/28
- Phantom: SAM-Left; Type: QD 000 P40 C; Serial: TP-1478
- Measurement SW: DASY4, V4.7 Build 80; Postprocessing SW: SEMCAD, V1.8 Build 186

Ch136/Area Scan (121x211x1): Measurement grid: dx=10mm, dy=10mm
Maximum value of SAR (interpolated) = 0.102 mW/g

Ch136/Zoom Scan (8x8x10)/Cube 0: Measurement grid: dx=4mm, dy=4mm, dz=2.5mm
Reference Value = 1.05 V/m; Power Drift = -0.010 dB
Peak SAR (extrapolated) = 0.298 W/kg
SAR(1 g) = 0.086 mW/g; SAR(10 g) = 0.032 mW/g
Maximum value of SAR (measured) = 0.160 mW/g

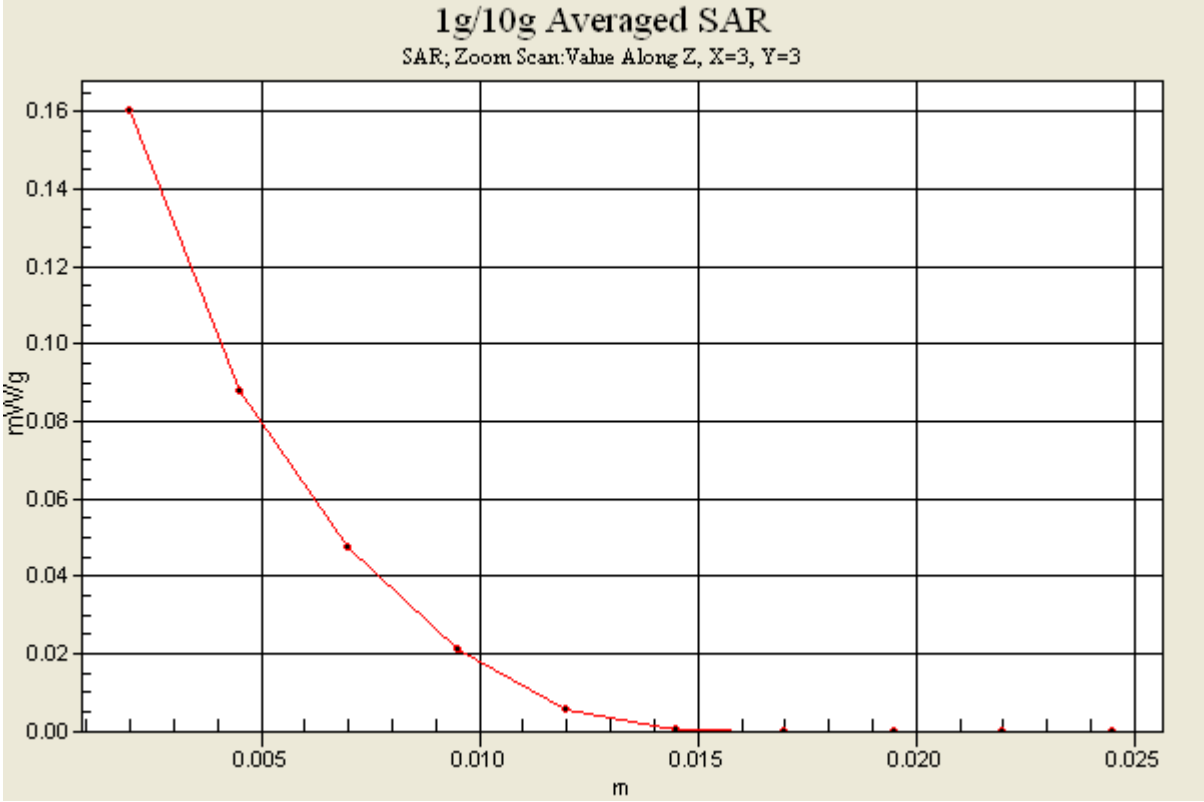

#62 GSM850_GPRS8_Front_0cm_Ch189_Holster

DUT: 1D0814

Communication System: GSM850; Frequency: 836.4 MHz;Duty Cycle: 1:8.3
Medium: MSL_850_120331 Medium parameters used : f = 836.4 MHz; σ = 1 mho/m; ε_r = 55.9; ρ = 1000 kg/m^3
Ambient Temperature：22.6 ℃； Liquid Temperature：21.6 ℃

DASY4 Configuration:
- Probe: EX3DV4 - SN3792; ConvF(9.02, 9.02, 9.02); Calibrated: 2011/6/20
- Sensor-Surface: 4mm (Mechanical Surface Detection)
- Electronics: DAE3 Sn577; Calibrated: 2011/6/20
- Phantom: SAM-Right; Type: QD 000 P40 C; Serial: TP-1383
- Measurement SW: DASY4, V4.7 Build 80; Postprocessing SW: SEMCAD, V1.8 Build 186

Ch189/Area Scan (71x131x1): Measurement grid: dx=15mm, dy=15mm
Maximum value of SAR (interpolated) = 0.221 mW/g

Ch189/Zoom Scan (5x5x7)/Cube 0: Measurement grid: dx=8mm, dy=8mm, dz=5mm
Reference Value = 14.1 V/m; Power Drift = 0.138 dB
Peak SAR (extrapolated) = 0.267 W/kg
SAR(1 g) = 0.208 mW/g; SAR(10 g) = 0.159 mW/g
Maximum value of SAR (measured) = 0.218 mW/g

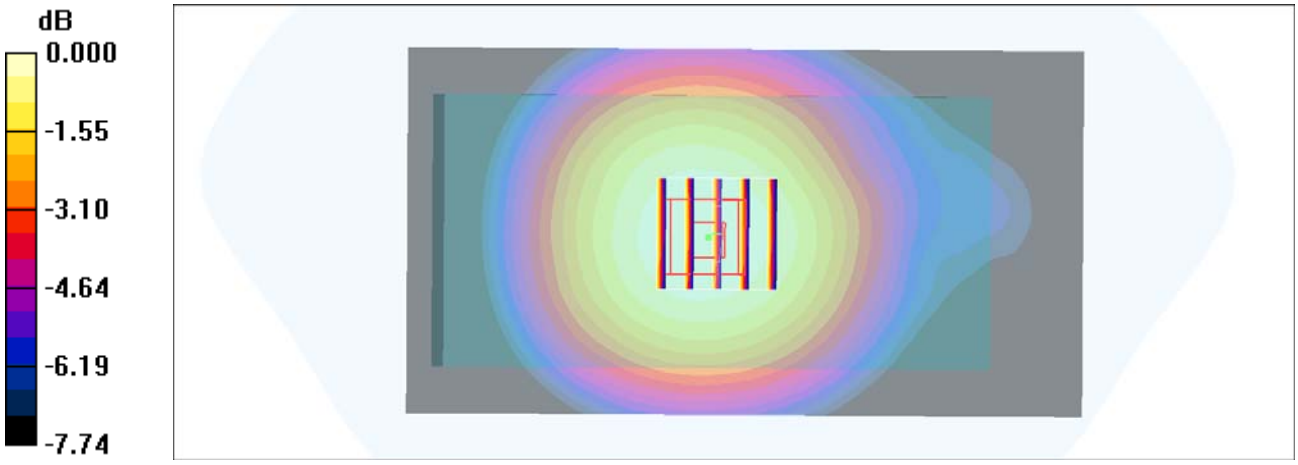

0 dB = 0.218mW/g

#63 GSM850_GPRS8_Back_0cm_Ch189_Holster

DUT: 1D0814

Communication System: GSM850; Frequency: 836.4 MHz;Duty Cycle: 1:8.3
Medium: MSL_850_120331 Medium parameters used: f = 836.4 MHz; σ = 1 mho/m; ε_r = 55.9; ρ = 1000 kg/m^3
Ambient Temperature：22.6 ℃； Liquid Temperature：21.6 ℃

DASY4 Configuration:
- Probe: EX3DV4 - SN3792; ConvF(9.02, 9.02, 9.02); Calibrated: 2011/6/20
- Sensor-Surface: 4mm (Mechanical Surface Detection)
- Electronics: DAE3 Sn577; Calibrated: 2011/6/20
- Phantom: SAM-Right; Type: QD 000 P40 C; Serial: TP-1383
- Measurement SW: DASY4, V4.7 Build 80; Postprocessing SW: SEMCAD, V1.8 Build 186

Ch189/Area Scan (71x131x1): Measurement grid: dx=15mm, dy=15mm
Maximum value of SAR (interpolated) = 0.073 mW/g

Ch189/Zoom Scan (5x5x7)/Cube 0: Measurement grid: dx=8mm, dy=8mm, dz=5mm
Reference Value = 8.14 V/m; Power Drift = -0.065 dB
Peak SAR (extrapolated) = 0.090 W/kg
SAR(1 g) = 0.070 mW/g; SAR(10 g) = 0.053 mW/g
Maximum value of SAR (measured) = 0.074 mW/g

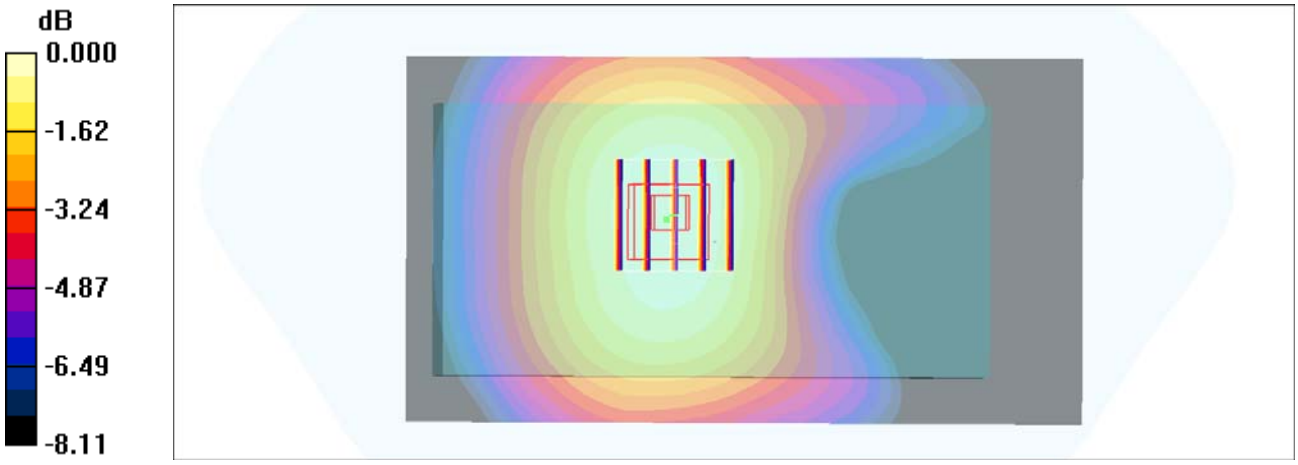

0 dB = 0.074mW/g

#39 GSM1900_GPRS8_Front_0cm_Ch661_Holster

DUT: 1D0814

Communication System: PCS; Frequency: 1880 MHz;Duty Cycle: 1:8.3
Medium: MSL_1900_120330 Medium parameters used: f = 1880 MHz; σ = 1.52 mho/m; ε_r = 53.3; ρ = 1000 kg/m^3
Ambient Temperature：22.6 ℃； Liquid Temperature：21.6 ℃

DASY4 Configuration:
- Probe: EX3DV4 - SN3792; ConvF(7.17, 7.17, 7.17); Calibrated: 2011/6/20
- Sensor-Surface: 4mm (Mechanical Surface Detection)
- Electronics: DAE3 Sn577; Calibrated: 2011/6/20
- Phantom: SAM-Right; Type: QD 000 P40 C; Serial: TP-1383
- Measurement SW: DASY4, V4.7 Build 80; Postprocessing SW: SEMCAD, V1.8 Build 186

Ch661/Area Scan (71x131x1): Measurement grid: dx=15mm, dy=15mm
Maximum value of SAR (interpolated) = 0.033 mW/g

Ch661/Zoom Scan (5x5x7)/Cube 0: Measurement grid: dx=8mm, dy=8mm, dz=5mm
Reference Value = 2.25 V/m; Power Drift = -0.084 dB
Peak SAR (extrapolated) = 0.049 W/kg
SAR(1 g) = 0.030 mW/g; SAR(10 g) = 0.019 mW/g
Maximum value of SAR (measured) = 0.032 mW/g

Ch661/Zoom Scan (5x5x7)/Cube 1: Measurement grid: dx=8mm, dy=8mm, dz=5mm
Reference Value = 2.25 V/m; Power Drift = -0.084 dB
Peak SAR (extrapolated) = 0.041 W/kg
SAR(1 g) = 0.026 mW/g; SAR(10 g) = 0.017 mW/g
Maximum value of SAR (measured) = 0.027 mW/g

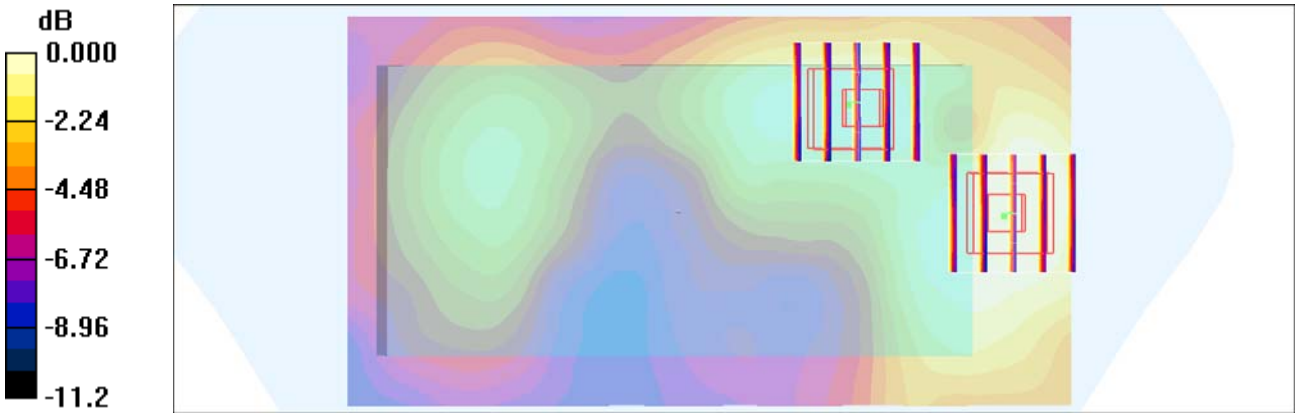

0 dB = 0.027mW/g

#40 GSM1900_GPRS8_Back_0cm_Ch661_Holster

DUT: 1D0814

Communication System: PCS; Frequency: 1880 MHz;Duty Cycle: 1:8.3
Medium: MSL_1900_120330 Medium parameters used: f = 1880 MHz; σ = 1.52 mho/m; ε_r = 53.3; ρ = 1000 kg/m^3
Ambient Temperature：22.6 ℃； Liquid Temperature：21.6 ℃

DASY4 Configuration:
- Probe: EX3DV4 - SN3792; ConvF(7.17, 7.17, 7.17); Calibrated: 2011/6/20
- Sensor-Surface: 4mm (Mechanical Surface Detection)
- Electronics: DAE3 Sn577; Calibrated: 2011/6/20
- Phantom: SAM-Right; Type: QD 000 P40 C; Serial: TP-1383
- Measurement SW: DASY4, V4.7 Build 80; Postprocessing SW: SEMCAD, V1.8 Build 186

Ch661/Area Scan (71x121x1): Measurement grid: dx=15mm, dy=15mm
Maximum value of SAR (interpolated) = 0.361 mW/g

Ch661/Zoom Scan (5x5x7)/Cube 0: Measurement grid: dx=8mm, dy=8mm, dz=5mm
Reference Value = 4.46 V/m; Power Drift = 0.034 dB
Peak SAR (extrapolated) = 0.504 W/kg
SAR(1 g) = 0.320 mW/g; SAR(10 g) = 0.192 mW/g
Maximum value of SAR (measured) = 0.348 mW/g

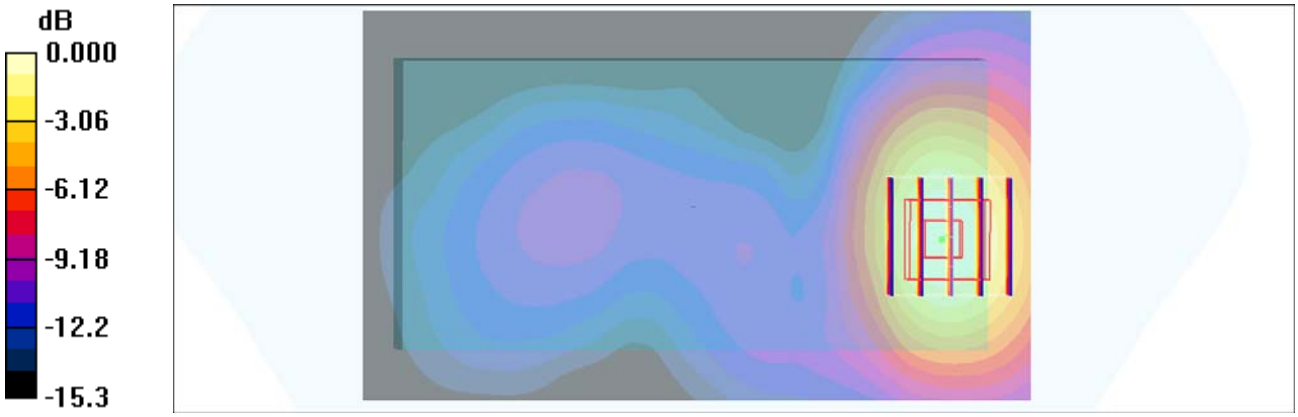

0 dB = 0.348mW/g

#67 WCDMA V_RMC12.2K_Front_0cm_Ch4182_Holster

DUT: 1D0814

Communication System: WCDMA; Frequency: 836.4 MHz;Duty Cycle: 1:1
Medium: MSL_850_120331 Medium parameters used : f = 836.4 MHz; σ = 1 mho/m; ε_r = 55.9; ρ = 1000 kg/m^3
Ambient Temperature：22.6 ℃； Liquid Temperature：21.6 ℃

DASY4 Configuration:
- Probe: EX3DV4 - SN3792; ConvF(9.02, 9.02, 9.02); Calibrated: 2011/6/20
- Sensor-Surface: 4mm (Mechanical Surface Detection)
- Electronics: DAE3 Sn577; Calibrated: 2011/6/20
- Phantom: SAM-Right; Type: QD 000 P40 C; Serial: TP-1383
- Measurement SW: DASY4, V4.7 Build 80; Postprocessing SW: SEMCAD, V1.8 Build 186

Ch4182/Area Scan (71x131x1): Measurement grid: dx=15mm, dy=15mm
Maximum value of SAR (interpolated) = 0.286 mW/g

Ch4182/Zoom Scan (5x5x7)/Cube 0: Measurement grid: dx=8mm, dy=8mm, dz=5mm
Reference Value = 16.7 V/m; Power Drift = -0.122 dB
Peak SAR (extrapolated) = 0.334 W/kg
SAR(1 g) = 0.265 mW/g; SAR(10 g) = 0.203 mW/g
Maximum value of SAR (measured) = 0.275 mW/g

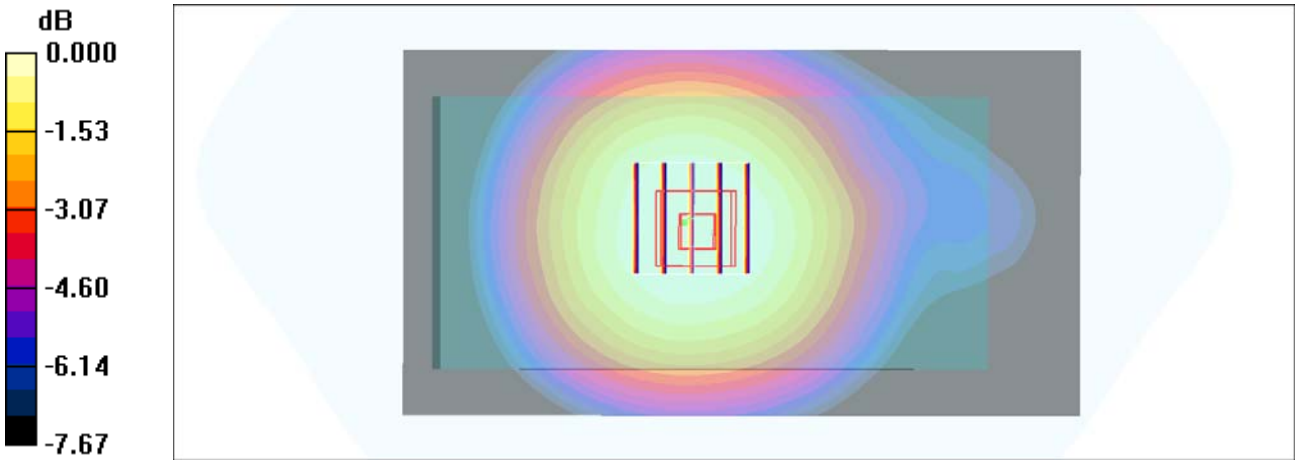

0 dB = 0.275mW/g

#68 WCDMA V_RMC12.2K_Back_0cm_Ch4182_Holster

DUT: 1D0814

Communication System: WCDMA; Frequency: 836.4 MHz;Duty Cycle: 1:1
Medium: MSL_850_120331 Medium parameters used : f = 836.4 MHz; σ = 1 mho/m; ε_r = 55.9; ρ = 1000 kg/m^3
Ambient Temperature：22.6 ℃； Liquid Temperature：21.6 ℃

DASY4 Configuration:
- Probe: EX3DV4 - SN3792; ConvF(9.02, 9.02, 9.02); Calibrated: 2011/6/20
- Sensor-Surface: 4mm (Mechanical Surface Detection)
- Electronics: DAE3 Sn577; Calibrated: 2011/6/20
- Phantom: SAM-Right; Type: QD 000 P40 C; Serial: TP-1383
- Measurement SW: DASY4, V4.7 Build 80; Postprocessing SW: SEMCAD, V1.8 Build 186

Ch4182/Area Scan (71x131x1): Measurement grid: dx=15mm, dy=15mm
Maximum value of SAR (interpolated) = 0.112 mW/g

Ch4182/Zoom Scan (5x5x7)/Cube 0: Measurement grid: dx=8mm, dy=8mm, dz=5mm
Reference Value = 10.1 V/m; Power Drift = -0.177 dB
Peak SAR (extrapolated) = 0.137 W/kg
SAR(1 g) = 0.106 mW/g; SAR(10 g) = 0.080 mW/g
Maximum value of SAR (measured) = 0.111 mW/g

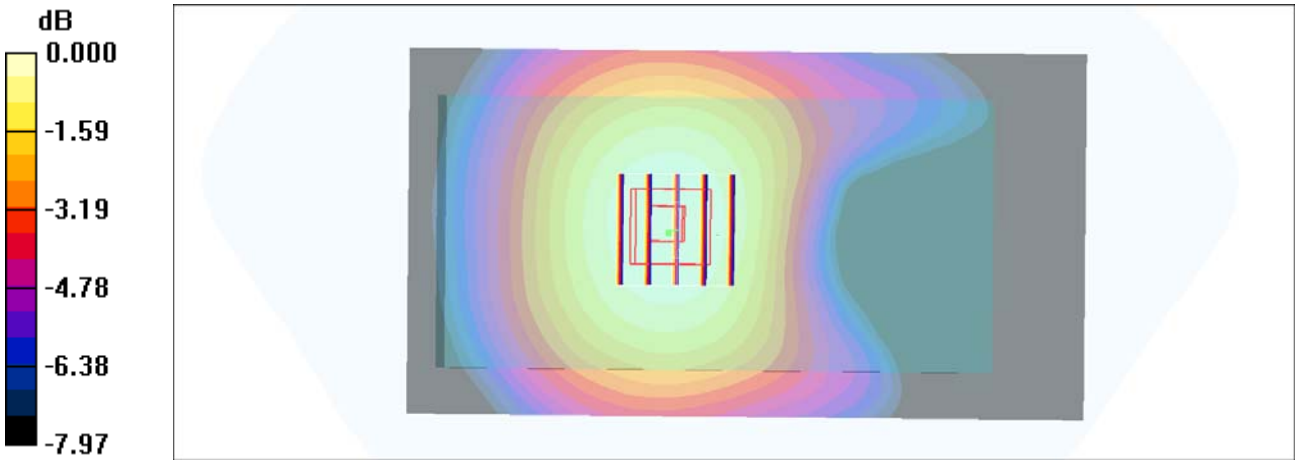

0 dB = 0.111mW/g

#44 WCDMA IV_RMC12.2K_Front_0cm_Ch1413_Holster

DUT: 1D0814

Communication System: WCDMA; Frequency: 1732.6 MHz;Duty Cycle: 1:1
Medium: MSL_1750_120330 Medium parameters used: f = 1733 MHz; σ = 1.48 mho/m; ε_r = 53; ρ = 1000 kg/m^3
Ambient Temperature：22.6 ℃; Liquid Temperature：21.6 ℃

DASY4 Configuration:
- Probe: EX3DV4 - SN3792; ConvF(7.62, 7.62, 7.62); Calibrated: 2011/6/20
- Sensor-Surface: 4mm (Mechanical Surface Detection)
- Electronics: DAE3 Sn577; Calibrated: 2011/6/20
- Phantom: SAM-Right; Type: QD 000 P40 C; Serial: TP-1383
- Measurement SW: DASY4, V4.7 Build 80; Postprocessing SW: SEMCAD, V1.8 Build 186

Ch1413/Area Scan (71x131x1): Measurement grid: dx=15mm, dy=15mm
Maximum value of SAR (interpolated) = 0.090 mW/g

Ch1413/Zoom Scan (5x5x7)/Cube 0: Measurement grid: dx=8mm, dy=8mm, dz=5mm
Reference Value = 4.04 V/m; Power Drift = -0.072 dB
Peak SAR (extrapolated) = 0.128 W/kg
SAR(1 g) = 0.085 mW/g; SAR(10 g) = 0.055 mW/g
Maximum value of SAR (measured) = 0.090 mW/g

Ch1413/Zoom Scan (5x5x7)/Cube 1: Measurement grid: dx=8mm, dy=8mm, dz=5mm
Reference Value = 4.04 V/m; Power Drift = -0.072 dB
Peak SAR (extrapolated) = 0.121 W/kg
SAR(1 g) = 0.082 mW/g; SAR(10 g) = 0.054 mW/g
Maximum value of SAR (measured) = 0.089 mW/g

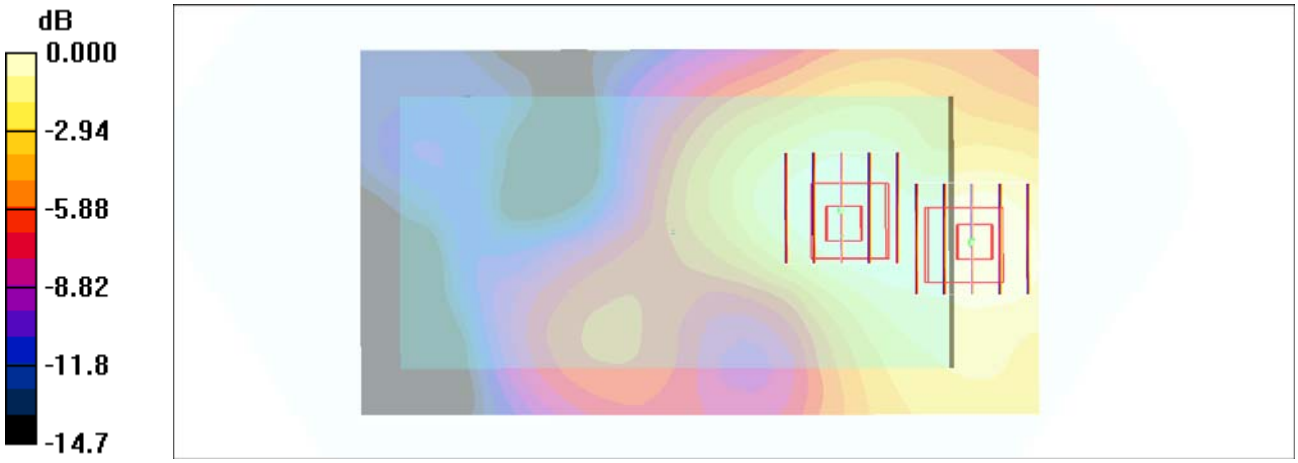

0 dB = 0.089mW/g

#45 WCDMA IV_RMC12.2K_Back_0cm_Ch1413_Holster

DUT: 1D0814

Communication System: WCDMA; Frequency: 1732.6 MHz;Duty Cycle: 1:1
Medium: MSL_1750_120330 Medium parameters used: f = 1733 MHz; σ = 1.48 mho/m; ε_r = 53; ρ = 1000 kg/m^3
Ambient Temperature：22.6 ℃； Liquid Temperature：21.6 ℃

DASY4 Configuration:
- Probe: EX3DV4 - SN3792; ConvF(7.62, 7.62, 7.62); Calibrated: 2011/6/20
- Sensor-Surface: 4mm (Mechanical Surface Detection)
- Electronics: DAE3 Sn577; Calibrated: 2011/6/20
- Phantom: SAM-Right; Type: QD 000 P40 C; Serial: TP-1383
- Measurement SW: DASY4, V4.7 Build 80; Postprocessing SW: SEMCAD, V1.8 Build 186

Ch1413/Area Scan (71x131x1): Measurement grid: dx=15mm, dy=15mm
Maximum value of SAR (interpolated) = 0.307 mW/g

Ch1413/Zoom Scan (5x5x7)/Cube 0: Measurement grid: dx=8mm, dy=8mm, dz=5mm
Reference Value = 9.28 V/m; Power Drift = -0.089 dB
Peak SAR (extrapolated) = 0.428 W/kg
SAR(1 g) = 0.287 mW/g; SAR(10 g) = 0.184 mW/g
Maximum value of SAR (measured) = 0.307 mW/g

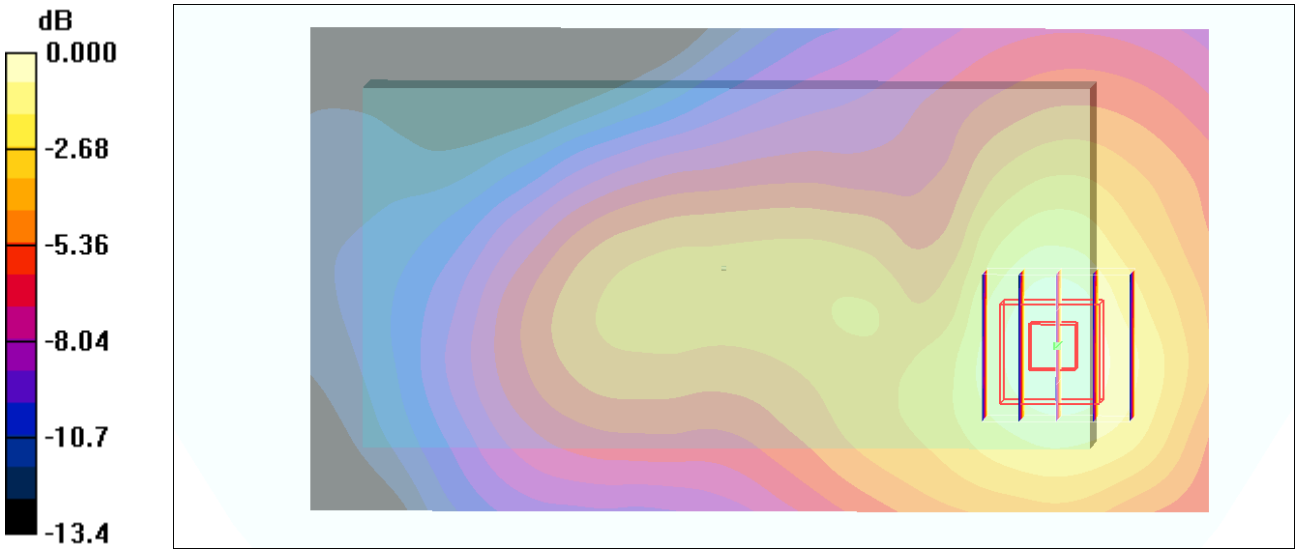

0 dB = 0.307mW/g

#49 WCDMA II_RMC12.2K_Front_0cm_Ch9262_Holster

DUT: 1D0814

Communication System: WCDMA; Frequency: 1852.4 MHz;Duty Cycle: 1:1
Medium: MSL_1900_120330 Medium parameters used : f = 1852.4 MHz; σ = 1.49 mho/m; ε_r = 53.4; ρ = 1000 kg/m^3
Ambient Temperature：22.6 ℃； Liquid Temperature：21.6 ℃

DASY4 Configuration:
- Probe: EX3DV4 - SN3792; ConvF(7.17, 7.17, 7.17); Calibrated: 2011/6/20
- Sensor-Surface: 4mm (Mechanical Surface Detection)
- Electronics: DAE3 Sn577; Calibrated: 2011/6/20
- Phantom: SAM-Right; Type: QD 000 P40 C; Serial: TP-1383
- Measurement SW: DASY4, V4.7 Build 80; Postprocessing SW: SEMCAD, V1.8 Build 186

Ch9262/Area Scan (71x131x1): Measurement grid: dx=15mm, dy=15mm
Maximum value of SAR (interpolated) = 0.084 mW/g

Ch9262/Zoom Scan (5x5x7)/Cube 0: Measurement grid: dx=8mm, dy=8mm, dz=5mm
Reference Value = 3.46 V/m; Power Drift = -0.030 dB
Peak SAR (extrapolated) = 0.122 W/kg
SAR(1 g) = 0.079 mW/g; SAR(10 g) = 0.049 mW/g
Maximum value of SAR (measured) = 0.084 mW/g

Ch9262/Zoom Scan (5x5x7)/Cube 1: Measurement grid: dx=8mm, dy=8mm, dz=5mm
Reference Value = 3.46 V/m; Power Drift = -0.030 dB
Peak SAR (extrapolated) = 0.125 W/kg
SAR(1 g) = 0.076 mW/g; SAR(10 g) = 0.046 mW/g
Maximum value of SAR (measured) = 0.083 mW/g

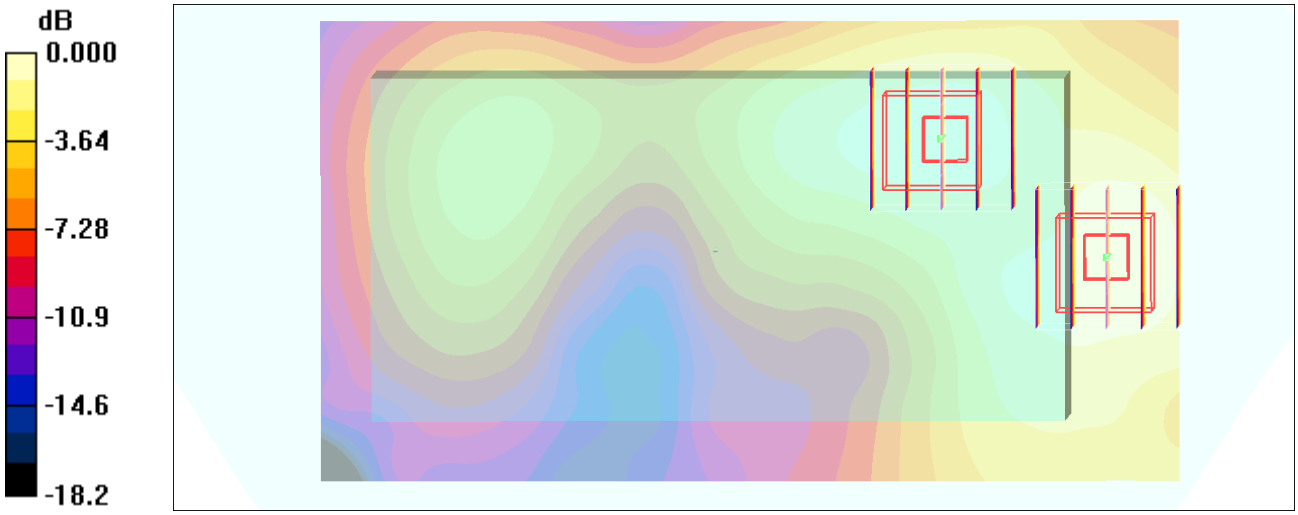

0 dB = 0.083mW/g

#50 WCDMA II_RMC12.2K_Back_0cm_Ch9262_Holster

DUT: 1D0814

Communication System: WCDMA; Frequency: 1852.4 MHz;Duty Cycle: 1:1
Medium: MSL_1900_120330 Medium parameters used : f = 1852.4 MHz; σ = 1.49 mho/m; ε_r = 53.4; ρ = 1000 kg/m^3
Ambient Temperature：22.6 ℃； Liquid Temperature：21.6 ℃

DASY4 Configuration:
- Probe: EX3DV4 - SN3792; ConvF(7.17, 7.17, 7.17); Calibrated: 2011/6/20
- Sensor-Surface: 4mm (Mechanical Surface Detection)
- Electronics: DAE3 Sn577; Calibrated: 2011/6/20
- Phantom: SAM-Right; Type: QD 000 P40 C; Serial: TP-1383
- Measurement SW: DASY4, V4.7 Build 80; Postprocessing SW: SEMCAD, V1.8 Build 186

Ch9262/Area Scan (71x131x1): Measurement grid: dx=15mm, dy=15mm
Maximum value of SAR (interpolated) = 1.06 mW/g

Ch9262/Zoom Scan (5x5x7)/Cube 0: Measurement grid: dx=8mm, dy=8mm, dz=5mm
Reference Value = 8.12 V/m; Power Drift = 0.003 dB
Peak SAR (extrapolated) = 1.49 W/kg
SAR(1 g) = 0.951 mW/g; SAR(10 g) = 0.572 mW/g
Maximum value of SAR (measured) = 1.04 mW/g

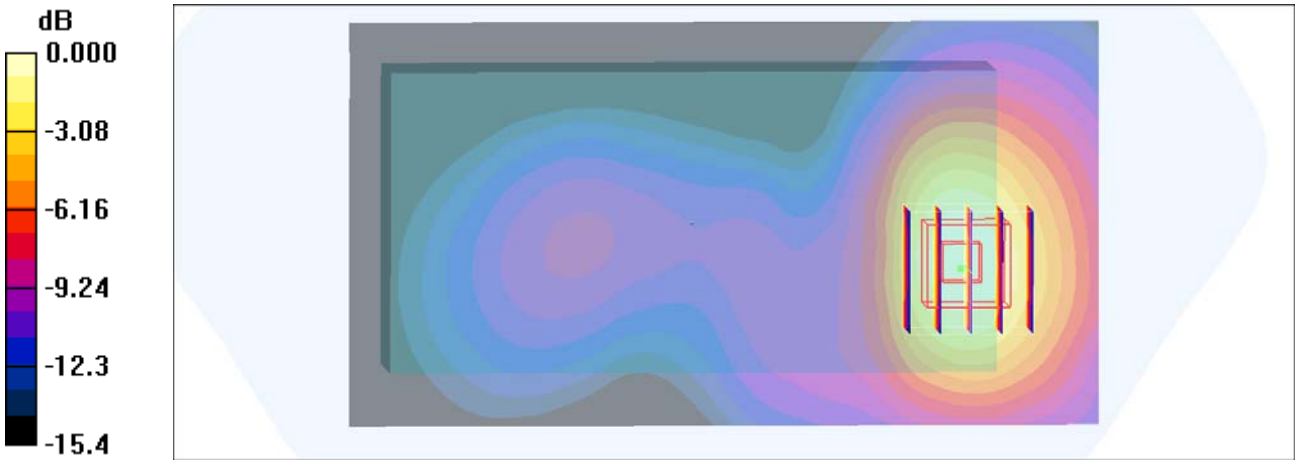

0 dB = 1.04mW/g

#51 WCDMA II_RMC12.2K_Back_0cm_Ch9400_Holster

DUT: 1D0814

Communication System: WCDMA; Frequency: 1880 MHz;Duty Cycle: 1:1
Medium: MSL_1900_120330 Medium parameters used: f = 1880 MHz; σ = 1.52 mho/m; ε_r = 53.3; ρ = 1000 kg/m^3
Ambient Temperature：22.6 ℃； Liquid Temperature：21.6 ℃

DASY4 Configuration:
- Probe: EX3DV4 - SN3792; ConvF(7.17, 7.17, 7.17); Calibrated: 2011/6/20
- Sensor-Surface: 4mm (Mechanical Surface Detection)
- Electronics: DAE3 Sn577; Calibrated: 2011/6/20
- Phantom: SAM-Right; Type: QD 000 P40 C; Serial: TP-1383
- Measurement SW: DASY4, V4.7 Build 80; Postprocessing SW: SEMCAD, V1.8 Build 186

Ch9400/Area Scan (71x131x1): Measurement grid: dx=15mm, dy=15mm
Maximum value of SAR (interpolated) = 0.976 mW/g

Ch9400/Zoom Scan (5x5x7)/Cube 0: Measurement grid: dx=8mm, dy=8mm, dz=5mm
Reference Value = 6.64 V/m; Power Drift = 0.081 dB
Peak SAR (extrapolated) = 1.40 W/kg
SAR(1 g) = 0.880 mW/g; SAR(10 g) = 0.524 mW/g
Maximum value of SAR (measured) = 0.956 mW/g

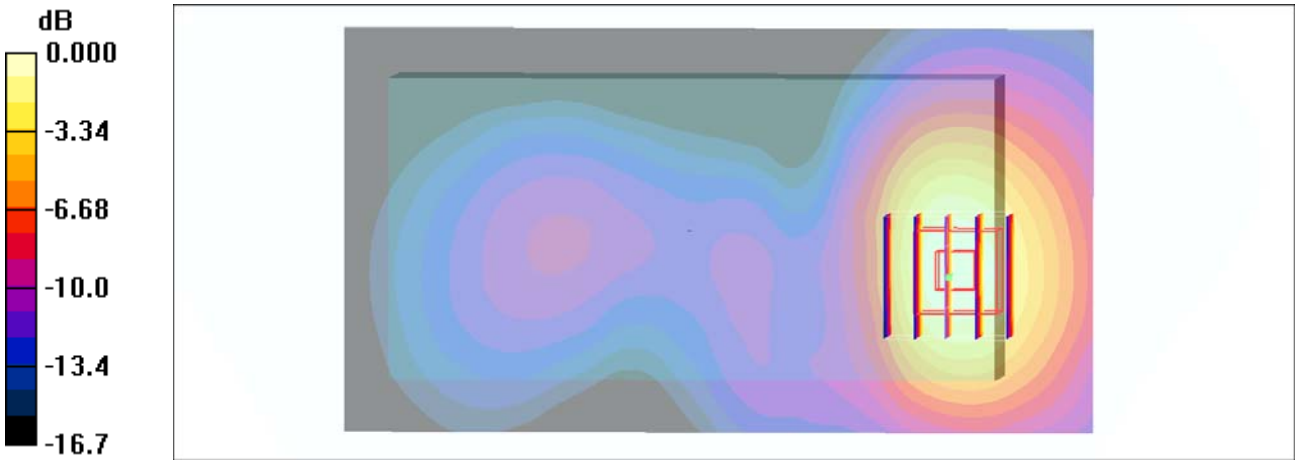

0 dB = 0.956mW/g

#52 WCDMA II_RMC12.2K_Back_0cm_Ch9538_Holster

DUT: 1D0814

Communication System: WCDMA; Frequency: 1907.6 MHz;Duty Cycle: 1:1
Medium: MSL_1900_120330 Medium parameters used: f = 1908 MHz; σ = 1.55 mho/m; ε_r = 53.2; ρ = 1000 kg/m^3
Ambient Temperature：22.6 ℃; Liquid Temperature：21.6 ℃

DASY4 Configuration:
- Probe: EX3DV4 - SN3792; ConvF(7.17, 7.17, 7.17); Calibrated: 2011/6/20
- Sensor-Surface: 4mm (Mechanical Surface Detection)
- Electronics: DAE3 Sn577; Calibrated: 2011/6/20
- Phantom: SAM-Right; Type: QD 000 P40 C; Serial: TP-1383
- Measurement SW: DASY4, V4.7 Build 80; Postprocessing SW: SEMCAD, V1.8 Build 186

Ch9538/Area Scan (71x131x1): Measurement grid: dx=15mm, dy=15mm
Maximum value of SAR (interpolated) = 0.998 mW/g

Ch9538/Zoom Scan (5x5x7)/Cube 0: Measurement grid: dx=8mm, dy=8mm, dz=5mm
Reference Value = 5.61 V/m; Power Drift = -0.109 dB
Peak SAR (extrapolated) = 1.44 W/kg
SAR(1 g) = 0.889 mW/g; SAR(10 g) = 0.521 mW/g
Maximum value of SAR (measured) = 0.981 mW/g

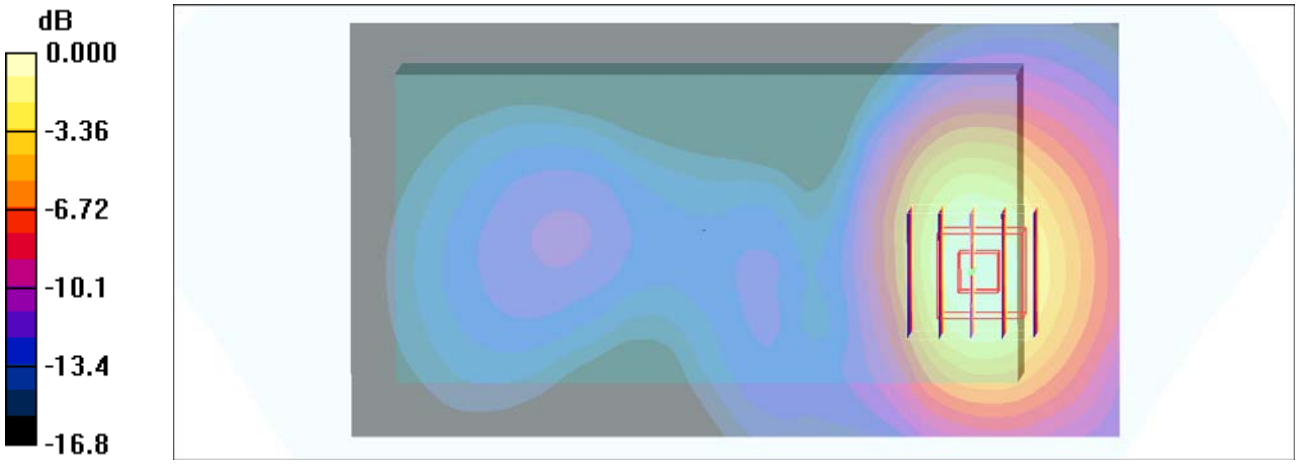

0 dB = 0.981mW/g

#102 802.11b_Front_0cm_Ch1_Holster

DUT: 1D0814

Communication System: 802.11b ; Frequency: 2412 MHz;Duty Cycle: 1:1
Medium: MSL_2450_110618 Medium parameters used: f = 2412 MHz; σ = 1.88 mho/m; ε_r = 53.4; ρ = 1000 kg/m^3
Ambient Temperature：22.6 ℃； Liquid Temperature：21.7 ℃

DASY4 Configuration:
- Probe: EX3DV4 - SN3697; ConvF(7.02, 7.02, 7.02); Calibrated: 2010/11/23
- Sensor-Surface: 4mm (Mechanical Surface Detection)
- Electronics: DAE3 Sn495; Calibrated: 2011/4/28
- Phantom: SAM_Right; Type: SAM; Serial: TP-1303
- Measurement SW: DASY4, V4.7 Build 80; Postprocessing SW: SEMCAD, V1.8 Build 186

Ch1/Area Scan (51x91x1): Measurement grid: dx=20mm, dy=20mm
Maximum value of SAR (interpolated) = 0.038 mW/g

Ch1/Zoom Scan (5x5x7)/Cube 0: Measurement grid: dx=8mm, dy=8mm, dz=5mm
Reference Value = 1.18 V/m; Power Drift = 0.137 dB
Peak SAR (extrapolated) = 0.042 W/kg
SAR(1 g) = 0.023 mW/g; SAR(10 g) = 0.011 mW/g
Maximum value of SAR (measured) = 0.026 mW/g



0 dB = 0.026mW/g

#103 802.11b_Back_0cm_Ch1_Holster

DUT:1D0814

Communication System: 802.11b ; Frequency: 2412 MHz;Duty Cycle: 1:1
Medium: MSL_2450_110618 Medium parameters used: f = 2412 MHz; σ = 1.88 mho/m; ε_r = 53.4; ρ = 1000 kg/m^3
Ambient Temperature：22.6 ℃; Liquid Temperature：21.7 ℃

DASY4 Configuration:
- Probe: EX3DV4 - SN3697; ConvF(7.02, 7.02, 7.02); Calibrated: 2010/11/23
- Sensor-Surface: 4mm (Mechanical Surface Detection)
- Electronics: DAE3 Sn495; Calibrated: 2011/4/28
- Phantom: SAM_Right; Type: SAM; Serial: TP-1303
- Measurement SW: DASY4, V4.7 Build 80; Postprocessing SW: SEMCAD, V1.8 Build 186

Ch1/Area Scan (51x91x1): Measurement grid: dx=20mm, dy=20mm
Maximum value of SAR (interpolated) = 0.205 mW/g

Ch1/Zoom Scan (5x5x7)/Cube 0: Measurement grid: dx=8mm, dy=8mm, dz=5mm
Reference Value = 2.00 V/m; Power Drift = -0.188 dB
Peak SAR (extrapolated) = 0.262 W/kg
SAR(1 g) = 0.155 mW/g; SAR(10 g) = 0.086 mW/g
Maximum value of SAR (measured) = 0.168 mW/g



0 dB = 0.168mW/g

#107 802.11a_Front_0cm_Ch48_Holster

DUT:1D0814

Communication System: 802.11a; Frequency: 5240 MHz;Duty Cycle: 1:1
Medium: MSL_5G_110615 Medium parameters used : f = 5240 MHz; σ = 5.31 mho/m; ε_r = 47.4; ρ = 1000 kg/m^3
Ambient Temperature：22.6 ℃； Liquid Temperature：21.6 ℃

DASY4 Configuration:
- Probe: EX3DV4 - SN3731; ConvF(3.87, 3.87, 3.87); Calibrated: 2010/9/20
- Sensor-Surface: 2mm(Mechanical Surface Detection)
- Electronics: DAE3 Sn495; Calibrated: 2011/4/28
- Phantom: SAM_Right; Type: SAM; Serial: TP-1303
- Measurement SW: DASY4, V4.7 Build 80; Postprocessing SW: SEMCAD, V1.8 Build 186

Ch48/Area Scan (101x181x1): Measurement grid: dx=10mm, dy=10mm
Maximum value of SAR (interpolated) = 0.086 mW/g

Ch48/Zoom Scan (8x8x10)/Cube 0: Measurement grid: dx=4mm, dy=4mm, dz=2.5mm
Reference Value = 0.000 V/m; Power Drift = 0.011 dB
Peak SAR (extrapolated) = 0.124 W/kg
SAR(1 g) = 0.043 mW/g; SAR(10 g) = 0.014 mW/g
Maximum value of SAR (measured) = 0.075 mW/g

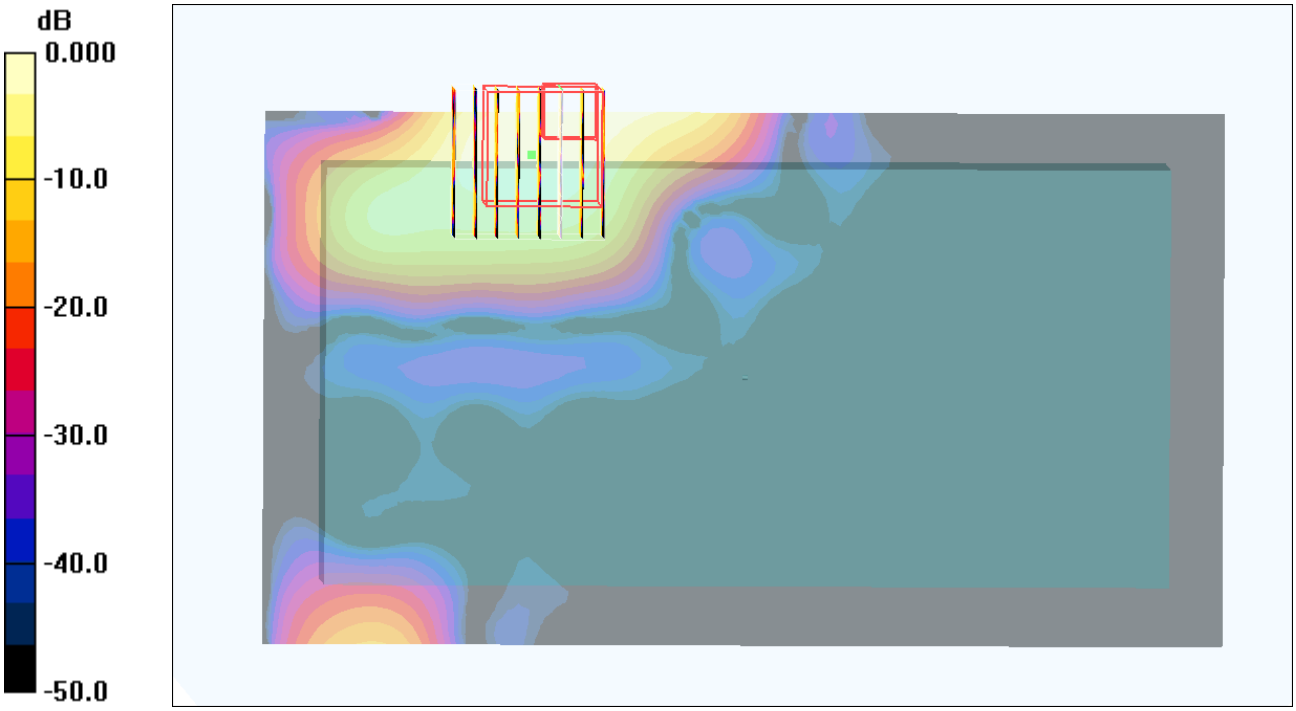

0 dB = 0.075mW/g

#108 802.11a_Back_0cm_Ch48_Holster

DUT:1D0814

Communication System: 802.11a; Frequency: 5240 MHz;Duty Cycle: 1:1
Medium: MSL_5G_110615 Medium parameters used : f = 5240 MHz; σ = 5.31 mho/m; ε_r = 47.4; ρ = 1000 kg/m^3
Ambient Temperature：22.6 ℃； Liquid Temperature：21.6 ℃

DASY4 Configuration:
- Probe: EX3DV4 - SN3731; ConvF(3.87, 3.87, 3.87); Calibrated: 2010/9/20
- Sensor-Surface: 2mm(Mechanical Surface Detection)
- Electronics: DAE3 Sn495; Calibrated: 2011/4/28
- Phantom: SAM_Right; Type: SAM; Serial: TP-1303
- Measurement SW: DASY4, V4.7 Build 80; Postprocessing SW: SEMCAD, V1.8 Build 186

Ch48/Area Scan (101x181x1): Measurement grid: dx=10mm, dy=10mm
Maximum value of SAR (interpolated) = 0.199 mW/g

Ch48/Zoom Scan (8x8x10)/Cube 0: Measurement grid: dx=4mm, dy=4mm, dz=2.5mm
Reference Value = 1.68 V/m; Power Drift = 0.042 dB
Peak SAR (extrapolated) = 0.303 W/kg
SAR(1 g) = 0.149 mW/g; SAR(10 g) = 0.063 mW/g
Maximum value of SAR (measured) = 0.224 mW/g

Ch48/Zoom Scan (8x8x10)/Cube 1: Measurement grid: dx=4mm, dy=4mm, dz=2.5mm
Reference Value = 1.68 V/m; Power Drift = 0.042 dB
Peak SAR (extrapolated) = 0.200 W/kg
SAR(1 g) = 0.084 mW/g; SAR(10 g) = 0.029 mW/g
Maximum value of SAR (measured) = 0.143 mW/g

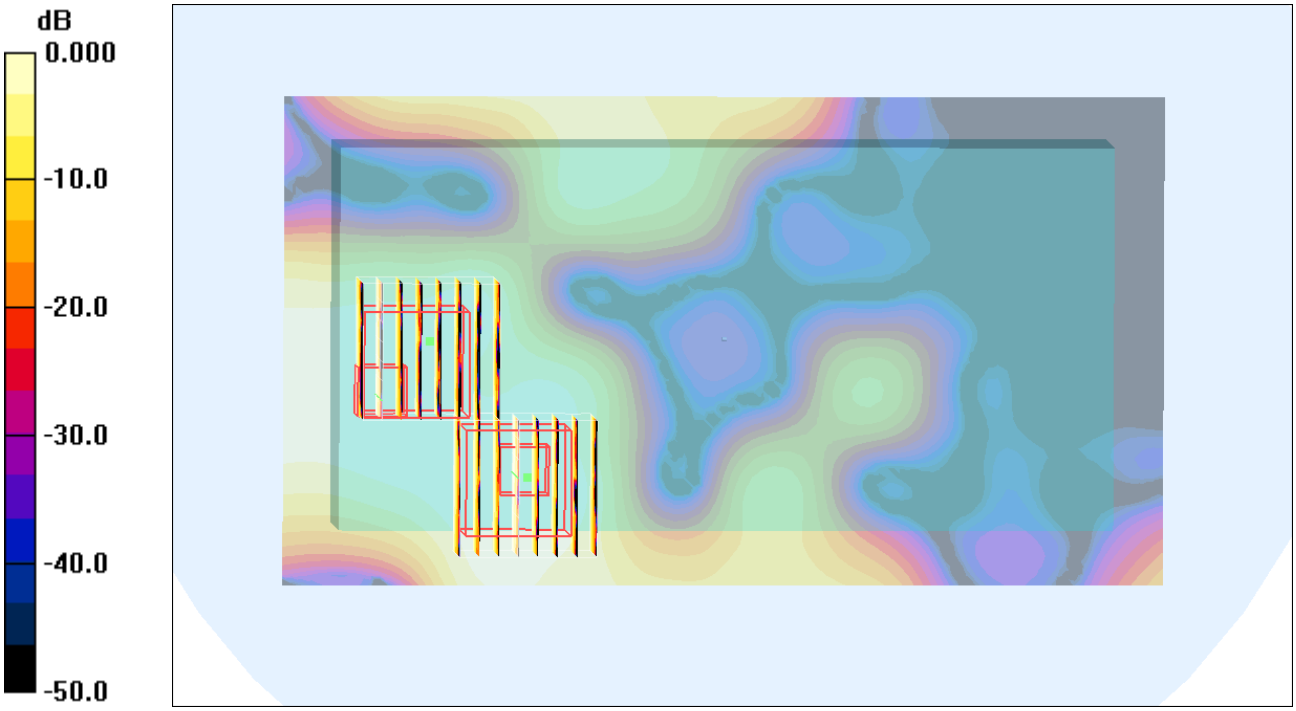

0 dB = 0.143mW/g

#109 802.11a_Back_0cm_Ch36_Holster

DUT: 1D0814

Communication System: 802.11a; Frequency: 5180 MHz;Duty Cycle: 1:1
Medium: MSL_5G_110615 Medium parameters used : f = 5180 MHz; σ = 5.25 mho/m; ε_r = 47.6; ρ = 1000 kg/m^3
Ambient Temperature：22.6 ℃； Liquid Temperature：21.6 ℃

DASY4 Configuration:
- Probe: EX3DV4 - SN3731; ConvF(3.87, 3.87, 3.87); Calibrated: 2010/9/20
- Sensor-Surface: 2mm(Mechanical Surface Detection)
- Electronics: DAE3 Sn495; Calibrated: 2011/4/28
- Phantom: SAM_Right; Type: SAM; Serial: TP-1303
- Measurement SW: DASY4, V4.7 Build 80; Postprocessing SW: SEMCAD, V1.8 Build 186

Ch36/Area Scan (101x181x1): Measurement grid: dx=10mm, dy=10mm
Maximum value of SAR (interpolated) = 0.259 mW/g

Ch36/Zoom Scan (8x8x10)/Cube 0: Measurement grid: dx=4mm, dy=4mm, dz=2.5mm
Reference Value = 1.31 V/m; Power Drift = -0.124 dB
Peak SAR (extrapolated) = 0.320 W/kg
SAR(1 g) = 0.172 mW/g; SAR(10 g) = 0.078 mW/g
Maximum value of SAR (measured) = 0.253 mW/g

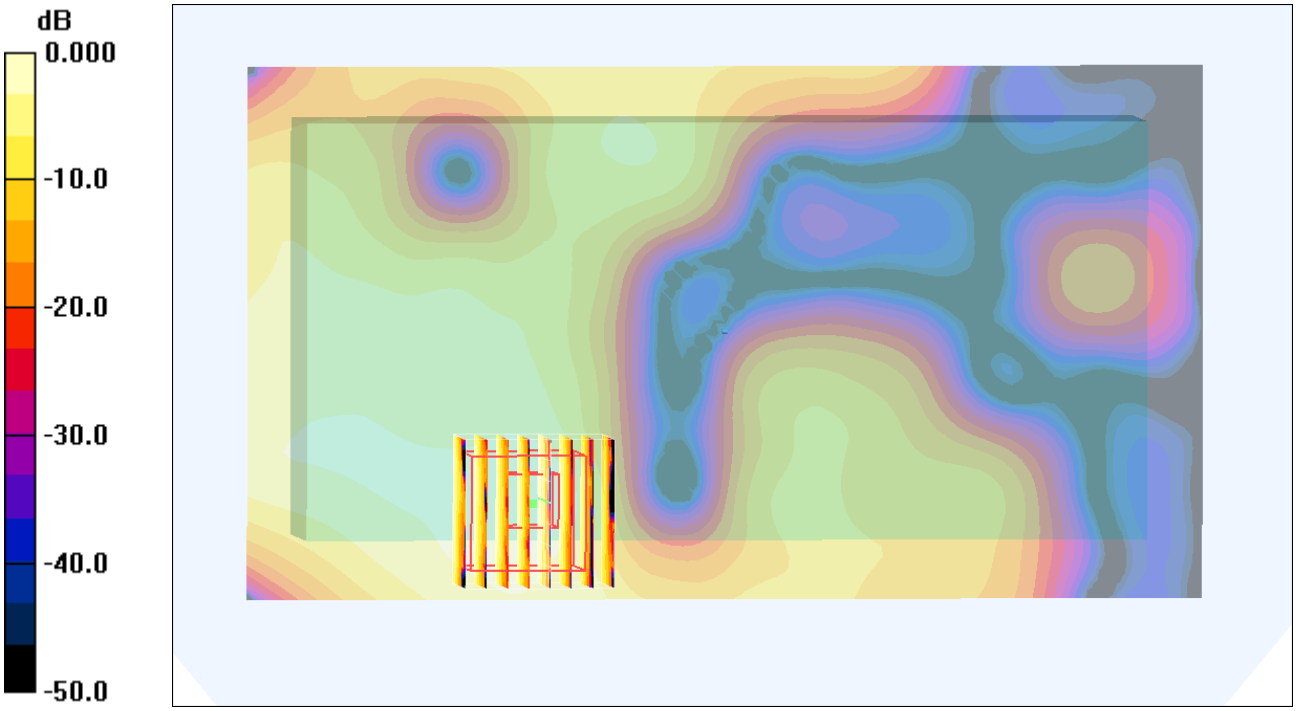

0 dB = 0.253mW/g

#110 802.11a_Back_0cm_Ch52_Holster

DUT:1D0814

Communication System: 802.11a; Frequency: 5260 MHz;Duty Cycle: 1:1
Medium: MSL_5G_110615 Medium parameters used : f = 5260 MHz; σ = 5.34 mho/m; ε_r = 47.4; ρ = 1000 kg/m^3
Ambient Temperature：22.6 ℃； Liquid Temperature：21.6 ℃

DASY4 Configuration:
- Probe: EX3DV4 - SN3731; ConvF(3.63, 3.63, 3.63); Calibrated: 2010/9/20
- Sensor-Surface: 2mm(Mechanical Surface Detection)
- Electronics: DAE3 Sn495; Calibrated: 2011/4/28
- Phantom: SAM_Right; Type: SAM; Serial: TP-1303
- Measurement SW: DASY4, V4.7 Build 80; Postprocessing SW: SEMCAD, V1.8 Build 186

Ch52/Area Scan (101x181x1): Measurement grid: dx=10mm, dy=10mm
Maximum value of SAR (interpolated) = 0.252 mW/g

Ch52/Zoom Scan (8x8x10)/Cube 0: Measurement grid: dx=4mm, dy=4mm, dz=2.5mm
Reference Value = 2.02 V/m; Power Drift = 0.169 dB
Peak SAR (extrapolated) = 0.465 W/kg
SAR(1 g) = 0.195 mW/g; SAR(10 g) = 0.086 mW/g
Maximum value of SAR (measured) = 0.316 mW/g

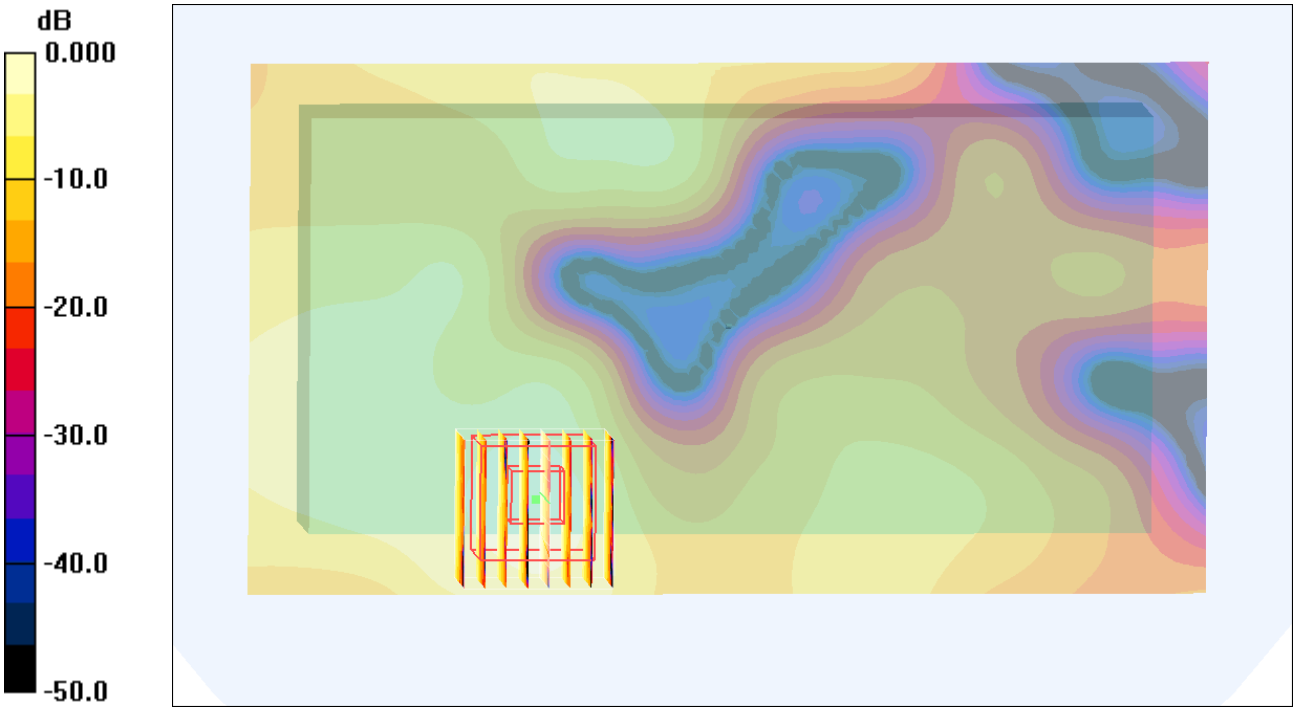

0 dB = 0.316mW/g

#111 802.11a_Back_0cm_Ch64_Holster

DUT:1D0814

Communication System: 802.11a; Frequency: 5320 MHz;Duty Cycle: 1:1
Medium: MSL_5G_110615 Medium parameters used : f = 5320 MHz; σ = 5.43 mho/m; ε_r = 47.3; ρ = 1000 kg/m^3
Ambient Temperature：22.6 ℃； Liquid Temperature：21.6 ℃

DASY4 Configuration:
- Probe: EX3DV4 - SN3731; ConvF(3.63, 3.63, 3.63); Calibrated: 2010/9/20
- Sensor-Surface: 2mm(Mechanical Surface Detection)
- Electronics: DAE3 Sn495; Calibrated: 2011/4/28
- Phantom: SAM_Right; Type: SAM; Serial: TP-1303
- Measurement SW: DASY4, V4.7 Build 80; Postprocessing SW: SEMCAD, V1.8 Build 186

Ch64/Area Scan (101x181x1): Measurement grid: dx=10mm, dy=10mm
Maximum value of SAR (interpolated) = 0.161 mW/g

Ch64/Zoom Scan (8x8x10)/Cube 0: Measurement grid: dx=4mm, dy=4mm, dz=2.5mm
Reference Value = 1.41 V/m; Power Drift = -0.057 dB
Peak SAR (extrapolated) = 0.318 W/kg
SAR(1 g) = 0.151 mW/g; SAR(10 g) = 0.065 mW/g
Maximum value of SAR (measured) = 0.231 mW/g

Ch64/Zoom Scan (8x8x10)/Cube 1: Measurement grid: dx=4mm, dy=4mm, dz=2.5mm
Reference Value = 1.41 V/m; Power Drift = -0.057 dB
Peak SAR (extrapolated) = 0.214 W/kg
SAR(1 g) = 0.121 mW/g; SAR(10 g) = 0.050 mW/g
Maximum value of SAR (measured) = 0.180 mW/g

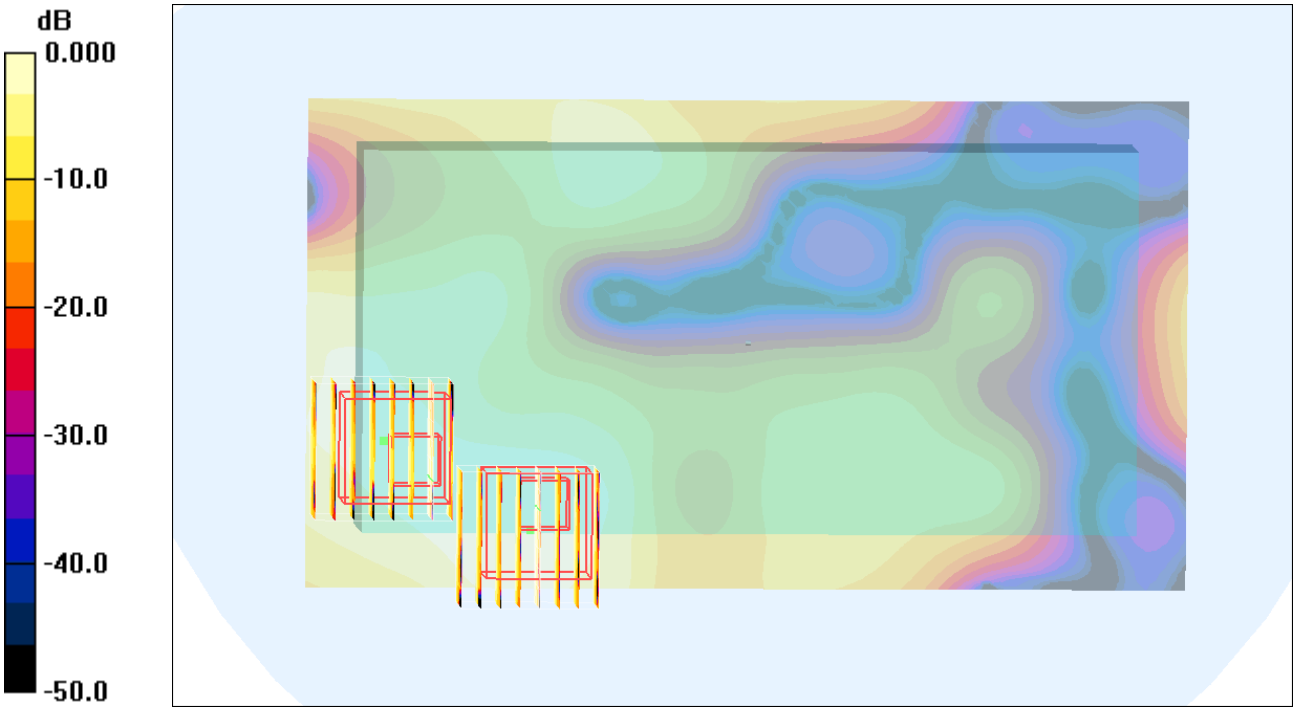

0 dB = 0.180mW/g

#112 802.11a_Back_0cm_Ch104_Holster

DUT: 1D0814

Communication System: 802.11a; Frequency: 5520 MHz;Duty Cycle: 1:1
Medium: MSL_5G_110615 Medium parameters used: f = 5520 MHz; σ = 5.71 mho/m; ε_r = 47; ρ = 1000 kg/m^3
Ambient Temperature：22.6 ℃； Liquid Temperature：21.6 ℃

DASY4 Configuration:
- Probe: EX3DV4 - SN3731; ConvF(3.44, 3.44, 3.44); Calibrated: 2010/9/20
- Sensor-Surface: 2mm(Mechanical Surface Detection)
- Electronics: DAE3 Sn495; Calibrated: 2011/4/28
- Phantom: SAM_Right; Type: SAM; Serial: TP-1303
- Measurement SW: DASY4, V4.7 Build 80; Postprocessing SW: SEMCAD, V1.8 Build 186

Ch104/Area Scan (101x181x1): Measurement grid: dx=10mm, dy=10mm
Maximum value of SAR (interpolated) = 0.164 mW/g

Ch104/Zoom Scan (8x8x10)/Cube 0: Measurement grid: dx=4mm, dy=4mm, dz=2.5mm
Reference Value = 1.21 V/m; Power Drift = -0.199 dB
Peak SAR (extrapolated) = 0.280 W/kg
SAR(1 g) = 0.134 mW/g; SAR(10 g) = 0.058 mW/g
Maximum value of SAR (measured) = 0.208 mW/g

Ch104/Zoom Scan (8x8x10)/Cube 1: Measurement grid: dx=4mm, dy=4mm, dz=2.5mm
Reference Value = 1.21 V/m; Power Drift = -0.199 dB
Peak SAR (extrapolated) = 0.362 W/kg
SAR(1 g) = 0.099 mW/g; SAR(10 g) = 0.029 mW/g
Maximum value of SAR (measured) = 0.155 mW/g

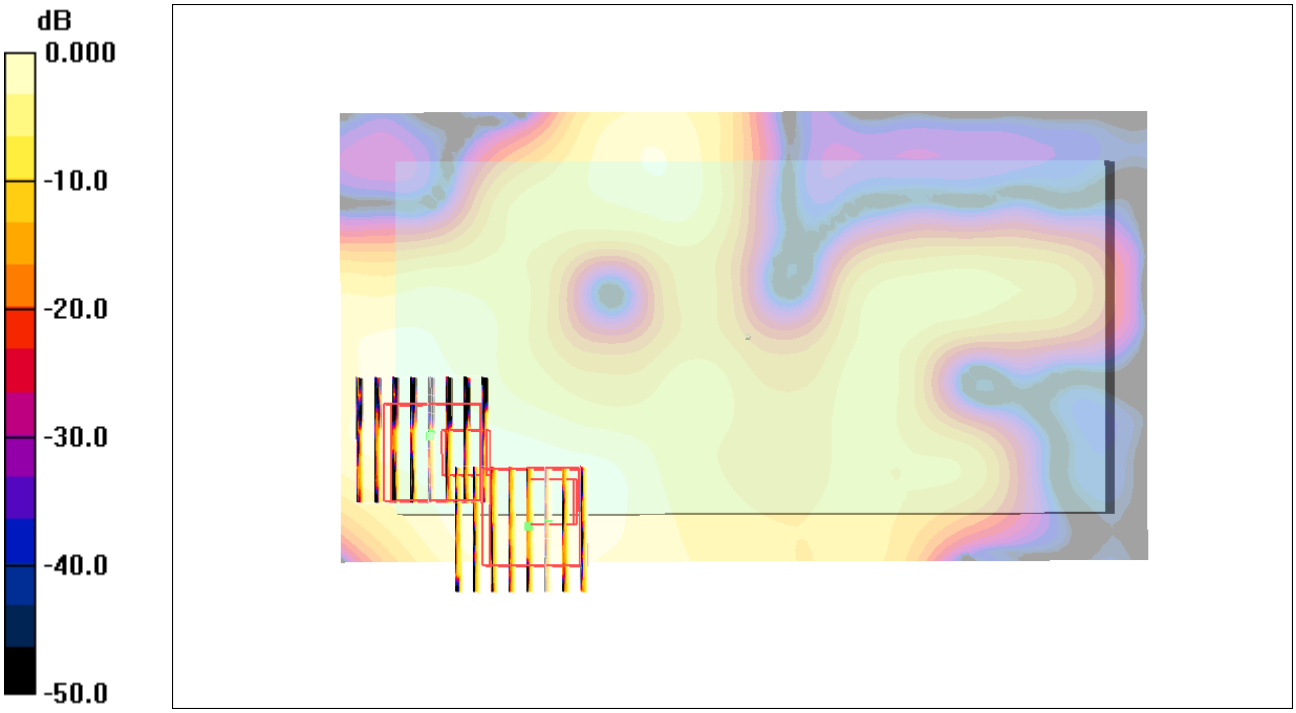

0 dB = 0.155mW/g

#113 802.11a_Back_0cm_Ch116_Holster

DUT: 1D0814

Communication System: 802.11a; Frequency: 5580 MHz;Duty Cycle: 1:1
Medium: MSL_5G_110615 Medium parameters used: f = 5580 MHz; σ = 5.79 mho/m; ε_r = 46.9; ρ = 1000 kg/m^3
Ambient Temperature：22.6 ℃； Liquid Temperature：21.6 ℃

DASY4 Configuration:
- Probe: EX3DV4 - SN3731; ConvF(3.2, 3.2, 3.2); Calibrated: 2010/9/20
- Sensor-Surface: 2mm(Mechanical Surface Detection)
- Electronics: DAE3 Sn495; Calibrated: 2011/4/28
- Phantom: SAM_Right; Type: SAM; Serial: TP-1303
- Measurement SW: DASY4, V4.7 Build 80; Postprocessing SW: SEMCAD, V1.8 Build 186

Ch116/Area Scan (101x181x1): Measurement grid: dx=10mm, dy=10mm
Maximum value of SAR (interpolated) = 0.241 mW/g

Ch116/Zoom Scan (8x8x10)/Cube 0: Measurement grid: dx=4mm, dy=4mm, dz=2.5mm
Reference Value = 1.06 V/m; Power Drift = -0.167 dB
Peak SAR (extrapolated) = 0.272 W/kg
SAR(1 g) = 0.130 mW/g; SAR(10 g) = 0.057 mW/g
Maximum value of SAR (measured) = 0.210 mW/g

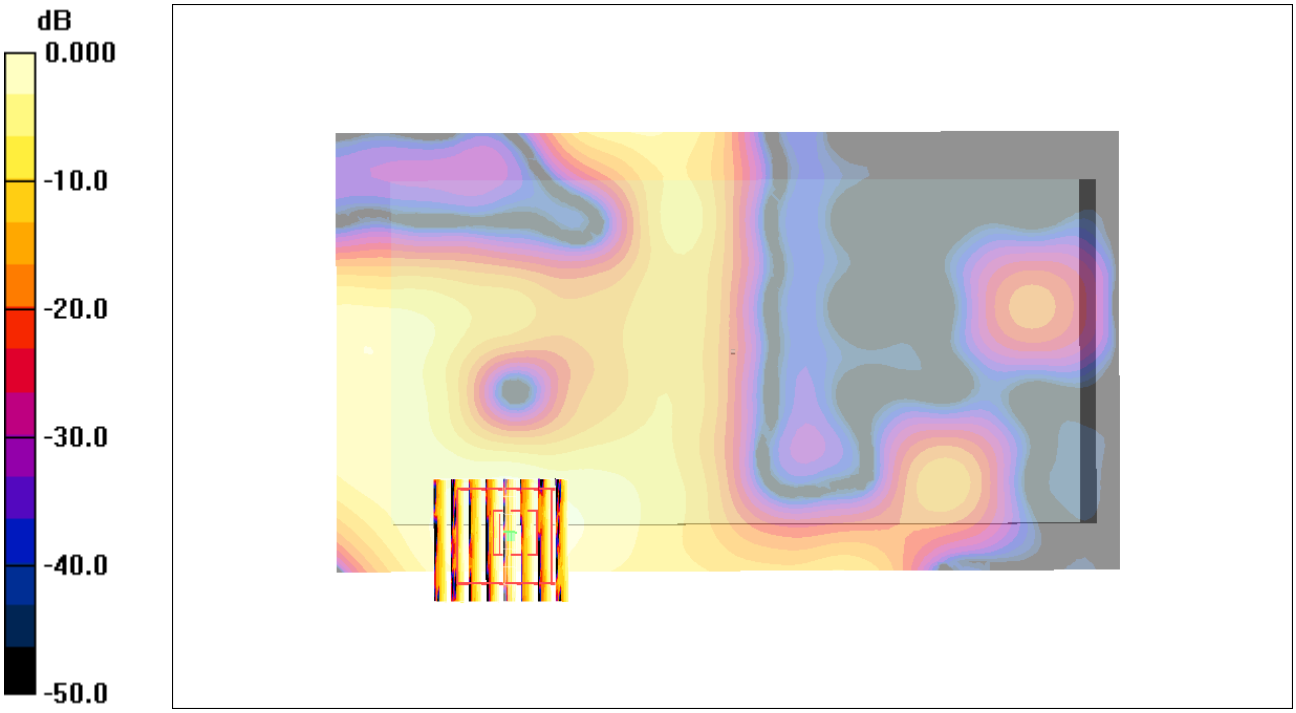

0 dB = 0.210mW/g

#114 802.11a_Back_0cm_Ch124_Holster

DUT: 1D0814

Communication System: 802.11a; Frequency: 5620 MHz;Duty Cycle: 1:1
Medium: MSL_5G_110615 Medium parameters used: f = 5620 MHz; σ = 5.86 mho/m; ε_r = 46.8; ρ = 1000 kg/m^3
Ambient Temperature：22.6 ℃； Liquid Temperature：21.6 ℃

DASY4 Configuration:
- Probe: EX3DV4 - SN3731; ConvF(3.2, 3.2, 3.2); Calibrated: 2010/9/20
- Sensor-Surface: 2mm(Mechanical Surface Detection)
- Electronics: DAE3 Sn495; Calibrated: 2011/4/28
- Phantom: SAM_Right; Type: SAM; Serial: TP-1303
- Measurement SW: DASY4, V4.7 Build 80; Postprocessing SW: SEMCAD, V1.8 Build 186

Ch124/Area Scan (101x181x1): Measurement grid: dx=10mm, dy=10mm
Maximum value of SAR (interpolated) = 0.270 mW/g

Ch124/Zoom Scan (8x8x10)/Cube 0: Measurement grid: dx=4mm, dy=4mm, dz=2.5mm
Reference Value = 1.62 V/m; Power Drift = -0.121 dB
Peak SAR (extrapolated) = 0.390 W/kg
SAR(1 g) = 0.192 mW/g; SAR(10 g) = 0.088 mW/g
Maximum value of SAR (measured) = 0.293 mW/g

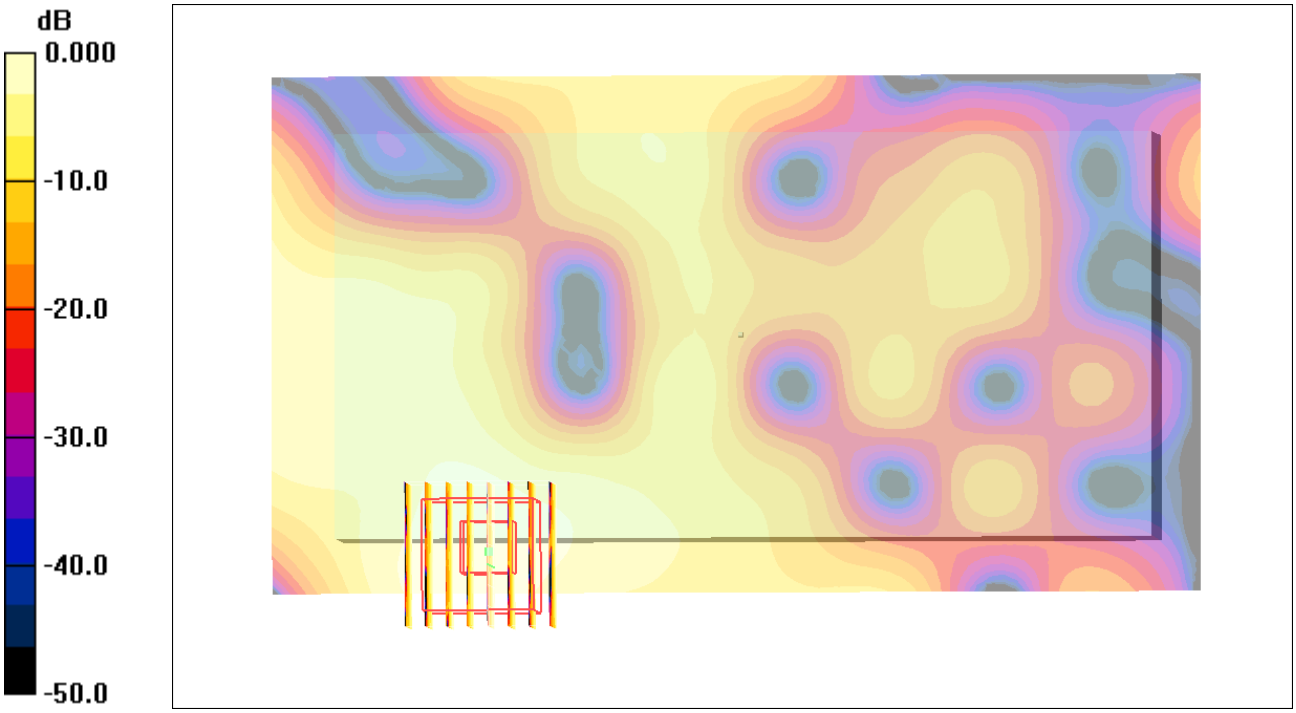

0 dB = 0.293mW/g

#115 802.11a_Back_0cm_Ch136_Holster

DUT: 1D0814

Communication System: 802.11a; Frequency: 5680 MHz;Duty Cycle: 1:1
Medium: MSL_5G_110615 Medium parameters used : f = 5680 MHz; σ = 5.96 mho/m; ε_r = 46.7; ρ = 1000 kg/m^3
Ambient Temperature：22.6 ℃； Liquid Temperature：21.6 ℃

DASY4 Configuration:
- Probe: EX3DV4 - SN3731; ConvF(3.2, 3.2, 3.2); Calibrated: 2010/9/20
- Sensor-Surface: 2mm(Mechanical Surface Detection)
- Electronics: DAE3 Sn495; Calibrated: 2011/4/28
- Phantom: SAM_Right; Type: SAM; Serial: TP-1303
- Measurement SW: DASY4, V4.7 Build 80; Postprocessing SW: SEMCAD, V1.8 Build 186

Ch136/Area Scan (101x181x1): Measurement grid: dx=10mm, dy=10mm
Maximum value of SAR (interpolated) = 0.279 mW/g

Ch136/Zoom Scan (8x8x10)/Cube 0: Measurement grid: dx=4mm, dy=4mm, dz=2.5mm
Reference Value = 1.12 V/m; Power Drift = -0.166 dB
Peak SAR (extrapolated) = 0.474 W/kg
SAR(1 g) = 0.228 mW/g; SAR(10 g) = 0.103 mW/g
Maximum value of SAR (measured) = 0.354 mW/g

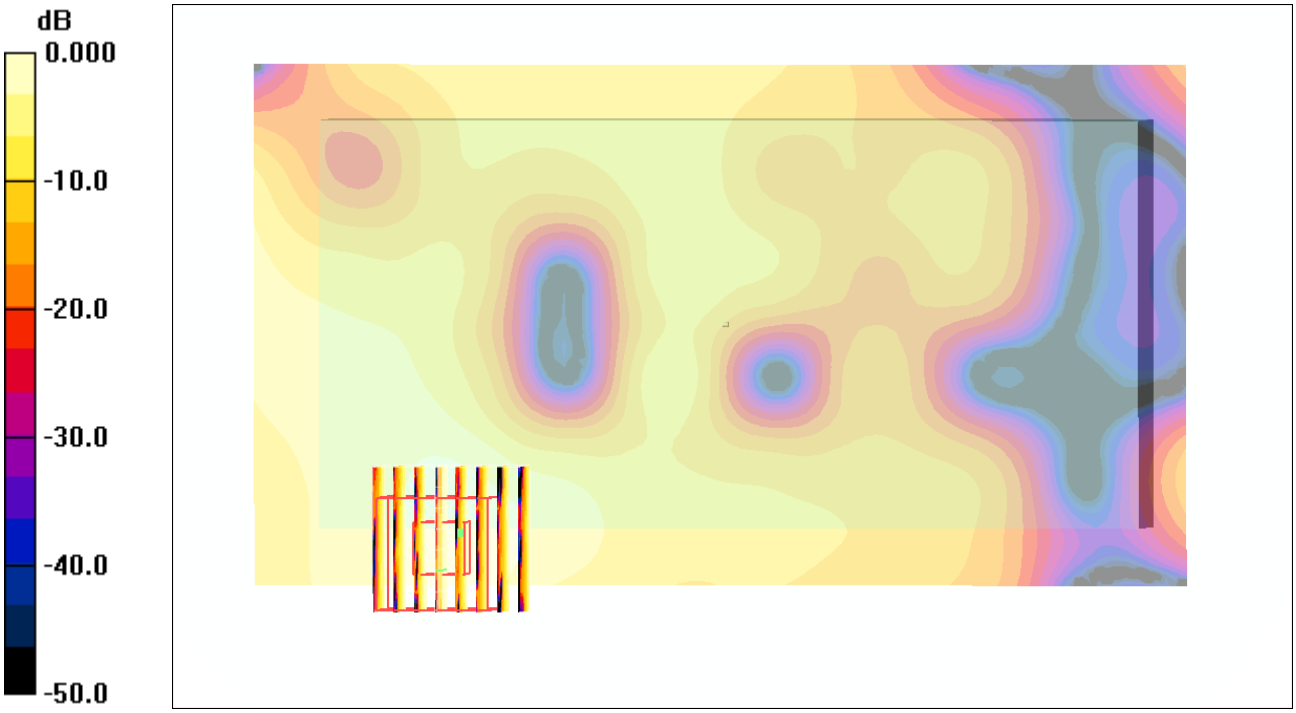

0 dB = 0.354mW/g

#116 802.11a_Back_0cm_Ch149_Holster

DUT:1D0814

Communication System: 802.11a; Frequency: 5745 MHz;Duty Cycle: 1:1
Medium: MSL_5G_110615 Medium parameters used : f = 5745 MHz; σ = 6.11 mho/m; ε_r = 46.7; ρ = 1000 kg/m^3
Ambient Temperature：22.6 ℃； Liquid Temperature：21.6 ℃

DASY4 Configuration:
- Probe: EX3DV4 - SN3731; ConvF(3.55, 3.55, 3.55); Calibrated: 2010/9/20
- Sensor-Surface: 2mm(Mechanical Surface Detection)
- Electronics: DAE3 Sn495; Calibrated: 2011/4/28
- Phantom: SAM_Right; Type: SAM; Serial: TP-1303
- Measurement SW: DASY4, V4.7 Build 80; Postprocessing SW: SEMCAD, V1.8 Build 186

Ch149/Area Scan (101x181x1): Measurement grid: dx=10mm, dy=10mm
Maximum value of SAR (interpolated) = 0.180 mW/g

Ch149/Zoom Scan (8x8x10)/Cube 0: Measurement grid: dx=4mm, dy=4mm, dz=2.5mm
Reference Value = 2.38 V/m; Power Drift = -0.117 dB
Peak SAR (extrapolated) = 0.330 W/kg
SAR(1 g) = 0.151 mW/g; SAR(10 g) = 0.067 mW/g
Maximum value of SAR (measured) = 0.243 mW/g

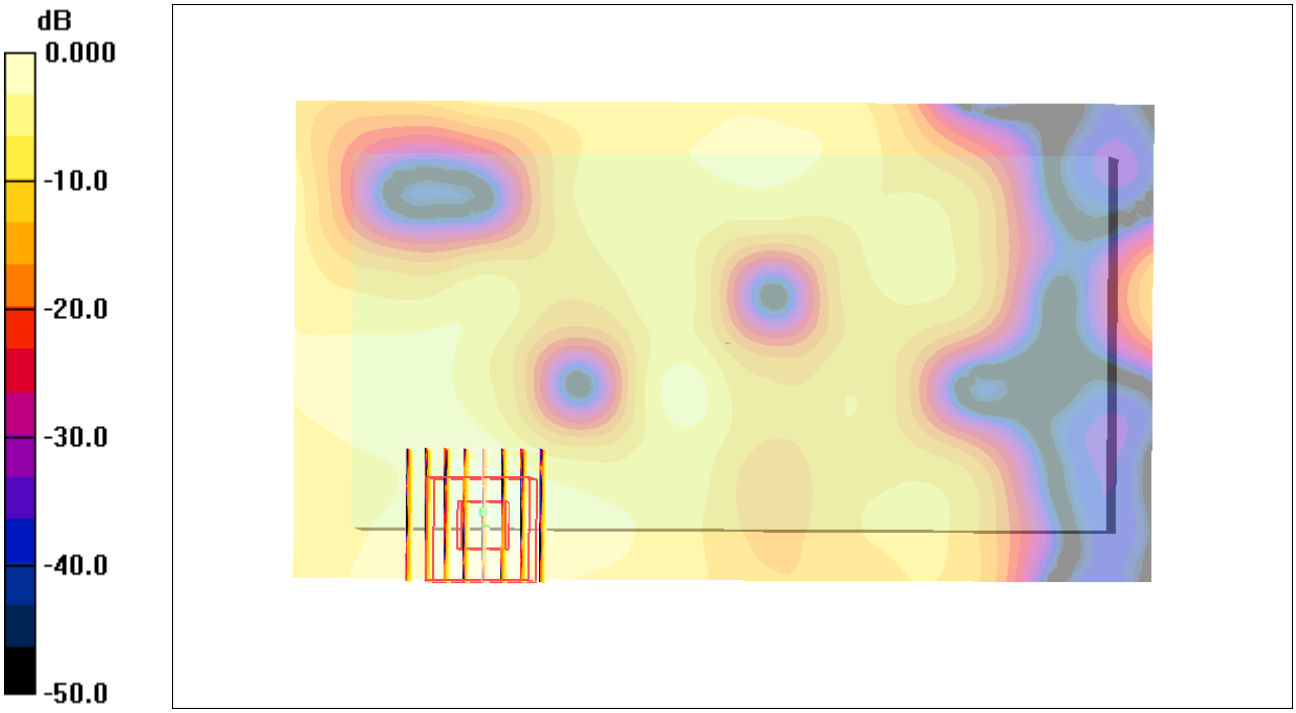

0 dB = 0.243mW/g

#117 802.11a_Back_0cm_Ch157_Holster

DUT:1D0814

Communication System: 802.11a; Frequency: 5785 MHz;Duty Cycle: 1:1
Medium: MSL_5G_110615 Medium parameters used: f = 5785 MHz; σ = 6.16 mho/m; ε_r = 46.6; ρ = 1000 kg/m^3
Ambient Temperature：22.6 ℃； Liquid Temperature：21.6 ℃

DASY4 Configuration:
- Probe: EX3DV4 - SN3731; ConvF(3.55, 3.55, 3.55); Calibrated: 2010/9/20
- Sensor-Surface: 2mm(Mechanical Surface Detection)
- Electronics: DAE3 Sn495; Calibrated: 2011/4/28
- Phantom: SAM_Right; Type: SAM; Serial: TP-1303
- Measurement SW: DASY4, V4.7 Build 80; Postprocessing SW: SEMCAD, V1.8 Build 186

Ch157/Area Scan (101x181x1): Measurement grid: dx=10mm, dy=10mm
Maximum value of SAR (interpolated) = 0.286 mW/g

Ch157/Zoom Scan (8x8x10)/Cube 0: Measurement grid: dx=4mm, dy=4mm, dz=2.5mm
Reference Value = 2.08 V/m; Power Drift = -0.156 dB
Peak SAR (extrapolated) = 0.497 W/kg
SAR(1 g) = 0.232 mW/g; SAR(10 g) = 0.104 mW/g
Maximum value of SAR (measured) = 0.361 mW/g

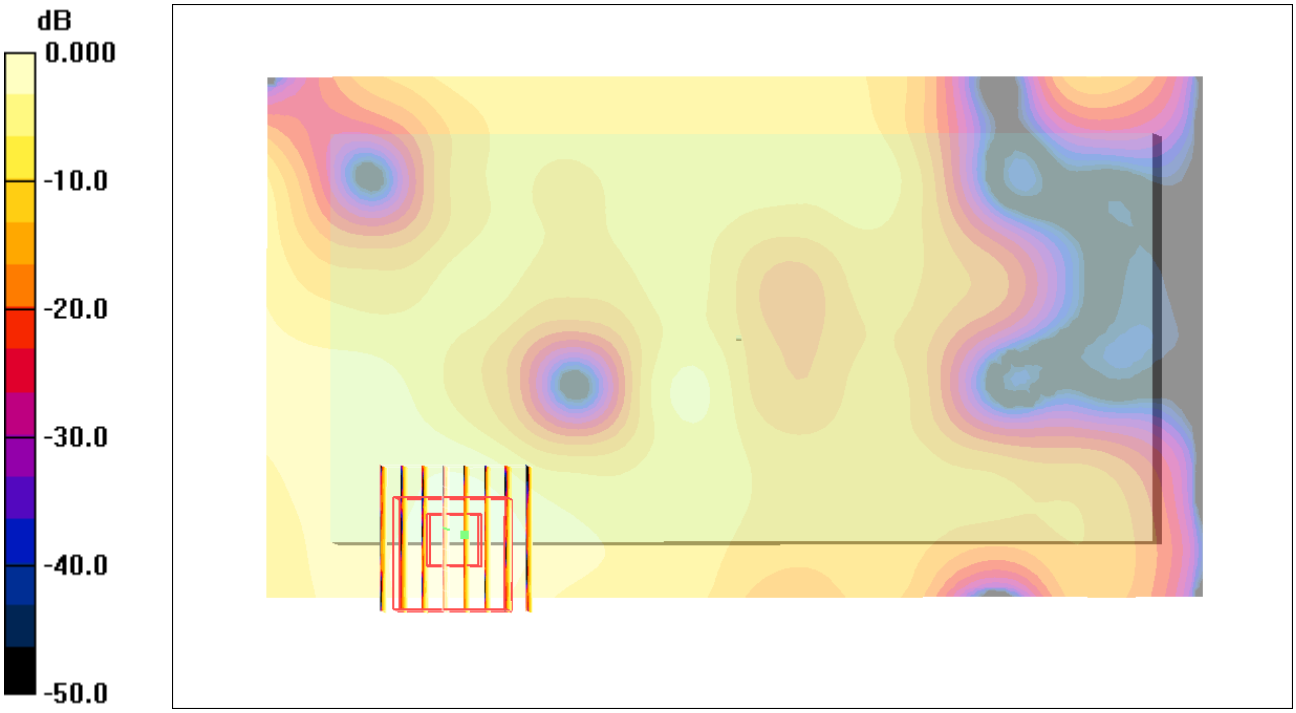

0 dB = 0.361mW/g

#118 802.11a_Back_0cm_Ch161_Holster

DUT: 1D0814

Communication System: 802.11a; Frequency: 5805 MHz;Duty Cycle: 1:1
Medium: MSL_5G_110615 Medium parameters used: f = 5805 MHz; σ = 6.19 mho/m; ε_r = 46.5; ρ = 1000 kg/m^3
Ambient Temperature：22.6 ℃； Liquid Temperature：21.6 ℃

DASY4 Configuration:
- Probe: EX3DV4 - SN3731; ConvF(3.55, 3.55, 3.55); Calibrated: 2010/9/20
- Sensor-Surface: 2mm(Mechanical Surface Detection)
- Electronics: DAE3 Sn495; Calibrated: 2011/4/28
- Phantom: SAM_Right; Type: SAM; Serial: TP-1303
- Measurement SW: DASY4, V4.7 Build 80; Postprocessing SW: SEMCAD, V1.8 Build 186

Ch161/Area Scan (101x181x1): Measurement grid: dx=10mm, dy=10mm
Maximum value of SAR (interpolated) = 0.270 mW/g

Ch161/Zoom Scan (8x8x10)/Cube 0: Measurement grid: dx=4mm, dy=4mm, dz=2.5mm
Reference Value = 3.26 V/m; Power Drift = -0.186 dB
Peak SAR (extrapolated) = 0.462 W/kg
SAR(1 g) = 0.218 mW/g; SAR(10 g) = 0.096 mW/g
Maximum value of SAR (measured) = 0.348 mW/g

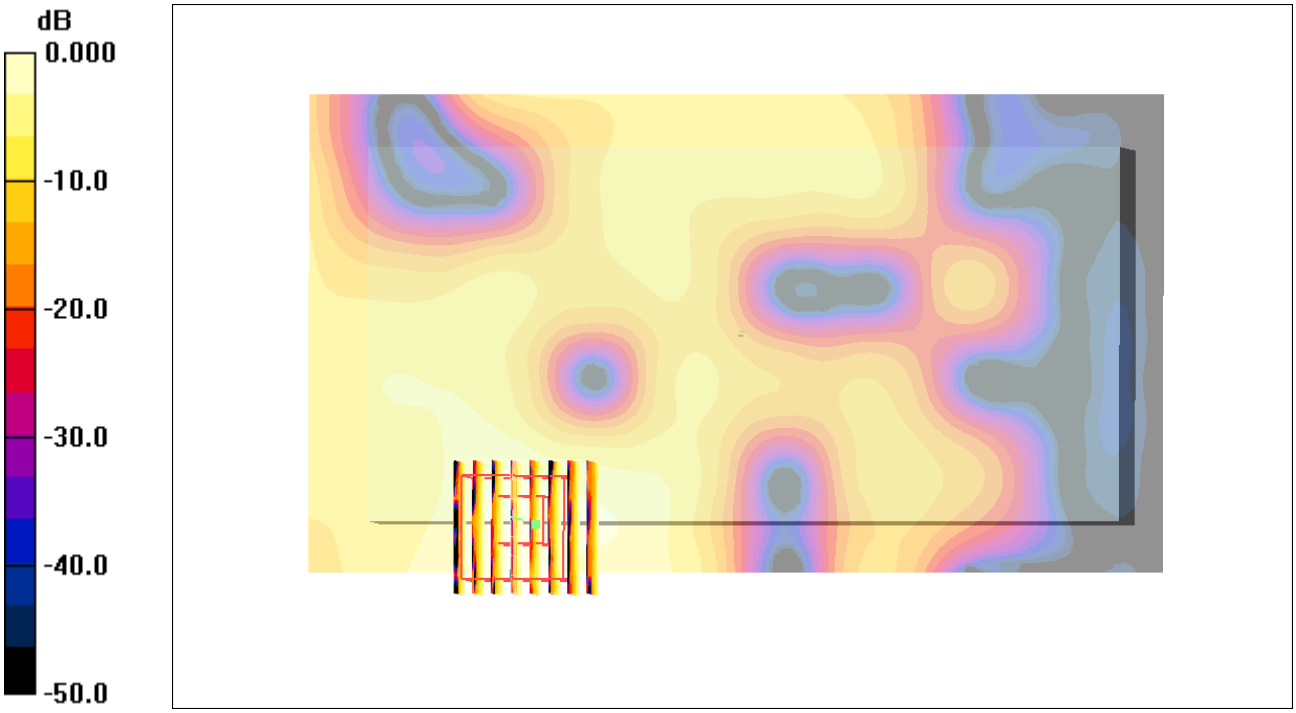

0 dB = 0.348mW/g

#77 802.11a_Back_0cm_Ch165_Holster

DUT: 1D0814

Communication System: 802.11a; Frequency: 5825 MHz;Duty Cycle: 1:1
Medium: MSL_5G_120331 Medium parameters used : f = 5825 MHz; σ = 6.21 mho/m; ε_r = 46.4; ρ = 1000 kg/m^3
Ambient Temperature：22.6 ℃; Liquid Temperature：21.6 ℃

DASY4 Configuration:
- Probe: EX3DV4 - SN3792; ConvF(3.78, 3.78, 3.78); Calibrated: 2011/6/20
- Sensor-Surface: 2mm(Mechanical Surface Detection)
- Electronics: DAE3 Sn495; Calibrated: 2011/4/28
- Phantom: SAM-Right; Type: QD 000 P40 C; Serial: TP-1383
- Measurement SW: DASY4, V4.7 Build 80; Postprocessing SW: SEMCAD, V1.8 Build 186

Ch165/Area Scan (71x121x1): Measurement grid: dx=15mm, dy=15mm
Maximum value of SAR (interpolated) = 0.253 mW/g

Ch165/Zoom Scan (8x8x10)/Cube 0: Measurement grid: dx=4mm, dy=4mm, dz=2.5mm
Reference Value = 2.34 V/m; Power Drift = -0.100 dB
Peak SAR (extrapolated) = 0.626 W/kg
SAR(1 g) = 0.24 mW/g; SAR(10 g) = 0.108 mW/g
Maximum value of SAR (measured) = 0.379 mW/g

Ch165/Zoom Scan (8x8x10)/Cube 1: Measurement grid: dx=4mm, dy=4mm, dz=2.5mm
Reference Value = 2.34 V/m; Power Drift = -0.100 dB
Peak SAR (extrapolated) = 0.377 W/kg
SAR(1 g) = 0.114 mW/g; SAR(10 g) = 0.040 mW/g
Maximum value of SAR (measured) = 0.246 mW/g

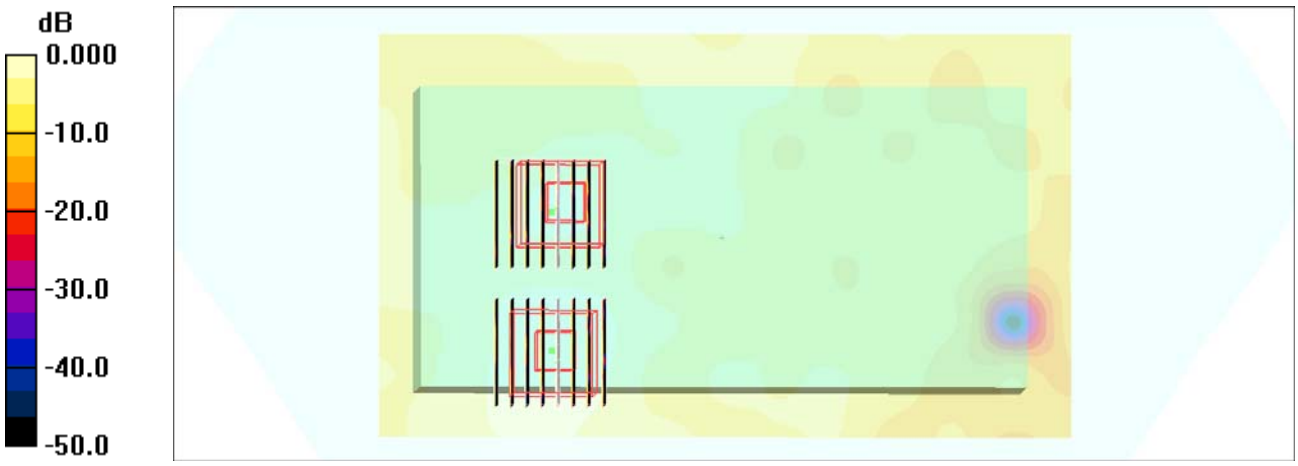

0 dB = 0.202mW/g

#77 802.11a_Back_0cm_Ch165_Holster_2D

DUT: 1D0814

Communication System: 802.11a; Frequency: 5825 MHz;Duty Cycle: 1:1
Medium: MSL_5G_120331 Medium parameters used : f = 5825 MHz; σ = 6.21 mho/m; ε_r = 46.4; ρ = 1000 kg/m^3
Ambient Temperature：22.6 ℃; Liquid Temperature：21.6 ℃

DASY4 Configuration:
- Probe: EX3DV4 - SN3792; ConvF(3.78, 3.78, 3.78); Calibrated: 2011/6/20
- Sensor-Surface: 2mm(Mechanical Surface Detection)
- Electronics: DAE3 Sn495; Calibrated: 2011/4/28
- Phantom: SAM-Right; Type: QD 000 P40 C; Serial: TP-1383
- Measurement SW: DASY4, V4.7 Build 80; Postprocessing SW: SEMCAD, V1.8 Build 186

Ch165/Area Scan (71x121x1): Measurement grid: dx=15mm, dy=15mm
Maximum value of SAR (interpolated) = 0.253 mW/g

Ch165/Zoom Scan (8x8x10)/Cube 0: Measurement grid: dx=4mm, dy=4mm, dz=2.5mm
Reference Value = 2.34 V/m; Power Drift = -0.100 dB
Peak SAR (extrapolated) = 0.626 W/kg
SAR(1 g) = 0.24 mW/g; SAR(10 g) = 0.108 mW/g
Maximum value of SAR (measured) = 0.379 mW/g

Ch165/Zoom Scan (8x8x10)/Cube 1: Measurement grid: dx=4mm, dy=4mm, dz=2.5mm
Reference Value = 2.34 V/m; Power Drift = -0.100 dB
Peak SAR (extrapolated) = 0.377 W/kg
SAR(1 g) = 0.114 mW/g; SAR(10 g) = 0.040 mW/g
Maximum value of SAR (measured) = 0.246 mW/g

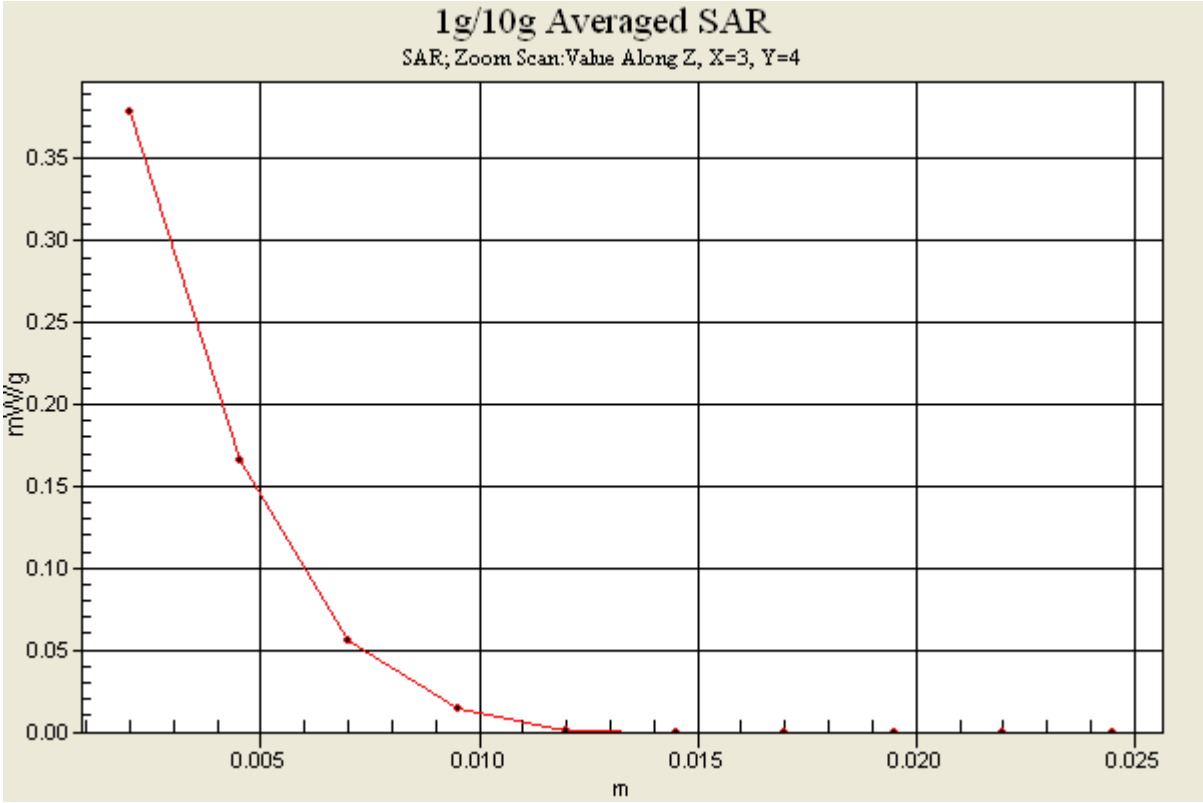
1g/10g Averaged SAR
SAR; Zoom Scan:Value Along Z, X=3, Y=4
mW/g
0.35
0.30
0.25
0.20
0.15
0.10
0.05
0.00
0.005
0.010
0.015
0.020
0.025
m

#119 802.11n_Back_0cm_Ch48_Holster

DUT: 1D0814

Communication System: 802.11n; Frequency: 5240 MHz;Duty Cycle: 1:1
Medium: MSL_5G_110615 Medium parameters used : f = 5240 MHz; σ = 5.31 mho/m; ε_r = 47.4; ρ = 1000 kg/m^3
Ambient Temperature：22.6 ℃； Liquid Temperature：21.6 ℃

DASY4 Configuration:
- Probe: EX3DV4 - SN3731; ConvF(3.87, 3.87, 3.87); Calibrated: 2010/9/20
- Sensor-Surface: 2mm(Mechanical Surface Detection)
- Electronics: DAE3 Sn495; Calibrated: 2011/4/28
- Phantom: SAM_Right; Type: SAM; Serial: TP-1303
- Measurement SW: DASY4, V4.7 Build 80; Postprocessing SW: SEMCAD, V1.8 Build 186

Ch48/Area Scan (101x181x1): Measurement grid: dx=10mm, dy=10mm
Maximum value of SAR (interpolated) = 0.221 mW/g

Ch48/Zoom Scan (8x8x10)/Cube 0: Measurement grid: dx=4mm, dy=4mm, dz=2.5mm
Reference Value = 0.900 V/m; Power Drift = -0.126 dB
Peak SAR (extrapolated) = 0.349 W/kg
SAR(1 g) = 0.184 mW/g; SAR(10 g) = 0.082 mW/g
Maximum value of SAR (measured) = 0.274 mW/g

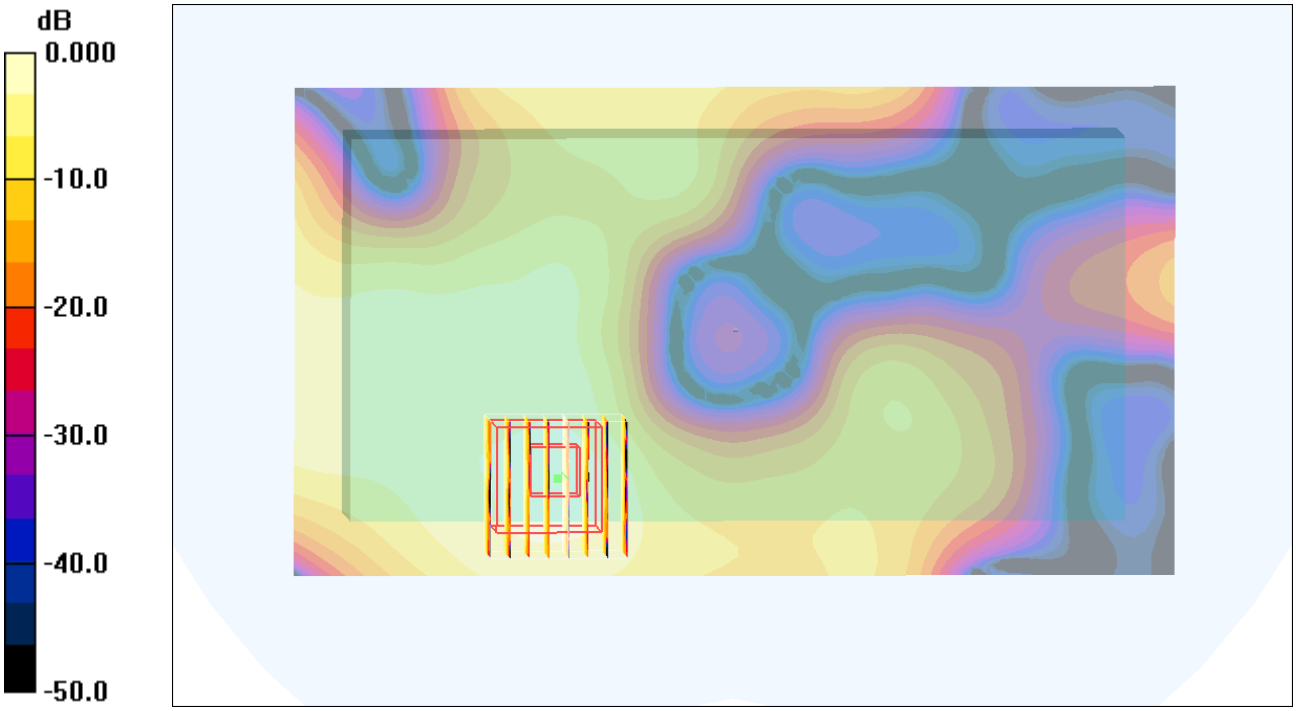

0 dB = 0.274mW/g

#64 GSM850_GPRS8_Front_1.5cm_Ch189

DUT: 1D0814

Communication System: GSM850; Frequency: 836.4 MHz;Duty Cycle: 1:8.3
Medium: MSL_850_120331 Medium parameters used : f = 836.4 MHz; σ = 1 mho/m; ε_r = 55.9; ρ = 1000 kg/m^3
Ambient Temperature：22.6 ℃； Liquid Temperature：21.6 ℃

DASY4 Configuration:
- Probe: EX3DV4 - SN3792; ConvF(9.02, 9.02, 9.02); Calibrated: 2011/6/20
- Sensor-Surface: 4mm (Mechanical Surface Detection)
- Electronics: DAE3 Sn577; Calibrated: 2011/6/20
- Phantom: SAM-Right; Type: QD 000 P40 C; Serial: TP-1383
- Measurement SW: DASY4, V4.7 Build 80; Postprocessing SW: SEMCAD, V1.8 Build 186

Ch189/Area Scan (71x131x1): Measurement grid: dx=15mm, dy=15mm
Maximum value of SAR (interpolated) = 0.241 mW/g

Ch189/Zoom Scan (5x5x7)/Cube 0: Measurement grid: dx=8mm, dy=8mm, dz=5mm
Reference Value = 15.2 V/m; Power Drift = -0.013 dB
Peak SAR (extrapolated) = 0.295 W/kg
SAR(1 g) = 0.231 mW/g; SAR(10 g) = 0.177 mW/g
Maximum value of SAR (measured) = 0.242 mW/g



0 dB = 0.242mW/g

#64 GSM850_GPRS8_Front_1.5cm_Ch189_2D

DUT: 1D0814

Communication System: GSM850; Frequency: 836.4 MHz;Duty Cycle: 1:8.3
Medium: MSL_850_120331 Medium parameters used : f = 836.4 MHz; σ = 1 mho/m; ε_r = 55.9; ρ = 1000 kg/m^3
Ambient Temperature：22.6 ℃； Liquid Temperature：21.6 ℃

DASY4 Configuration:
- Probe: EX3DV4 - SN3792; ConvF(9.02, 9.02, 9.02); Calibrated: 2011/6/20
- Sensor-Surface: 4mm (Mechanical Surface Detection)
- Electronics: DAE3 Sn577; Calibrated: 2011/6/20
- Phantom: SAM-Right; Type: QD 000 P40 C; Serial: TP-1383
- Measurement SW: DASY4, V4.7 Build 80; Postprocessing SW: SEMCAD, V1.8 Build 186

Ch189/Area Scan (71x131x1): Measurement grid: dx=15mm, dy=15mm
Maximum value of SAR (interpolated) = 0.241 mW/g

Ch189/Zoom Scan (5x5x7)/Cube 0: Measurement grid: dx=8mm, dy=8mm, dz=5mm
Reference Value = 15.2 V/m; Power Drift = -0.013 dB
Peak SAR (extrapolated) = 0.295 W/kg
SAR(1 g) = 0.231 mW/g; SAR(10 g) = 0.177 mW/g
Maximum value of SAR (measured) = 0.242 mW/g

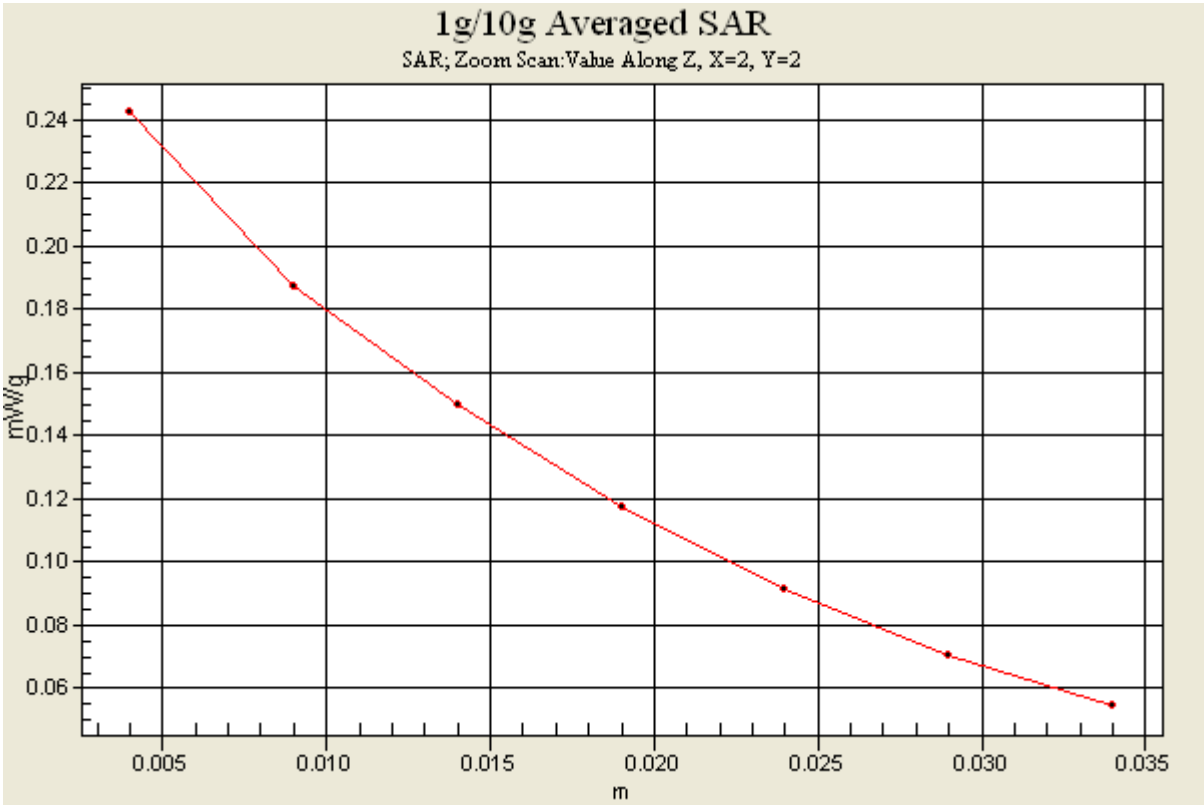

#65 GSM850_GPRS8_Front_1.5cm_Ch189_Charger Snap1

DUT: 1D0814

Communication System: GSM850; Frequency: 836.4 MHz;Duty Cycle: 1:8.3
Medium: MSL_850_120331 Medium parameters used : f = 836.4 MHz; σ = 1 mho/m; ε_r = 55.9; ρ = 1000 kg/m^3
Ambient Temperature：22.6 ℃； Liquid Temperature：21.6 ℃

DASY4 Configuration:
- Probe: EX3DV4 - SN3792; ConvF(9.02, 9.02, 9.02); Calibrated: 2011/6/20
- Sensor-Surface: 4mm (Mechanical Surface Detection)
- Electronics: DAE3 Sn577; Calibrated: 2011/6/20
- Phantom: SAM-Right; Type: QD 000 P40 C; Serial: TP-1383
- Measurement SW: DASY4, V4.7 Build 80; Postprocessing SW: SEMCAD, V1.8 Build 186

Ch189/Area Scan (71x141x1): Measurement grid: dx=15mm, dy=15mm
Maximum value of SAR (interpolated) = 0.202 mW/g

Ch189/Zoom Scan (5x5x7)/Cube 0: Measurement grid: dx=8mm, dy=8mm, dz=5mm
Reference Value = 8.81 V/m; Power Drift = 0.003 dB
Peak SAR (extrapolated) = 0.249 W/kg
SAR(1 g) = 0.190 mW/g; SAR(10 g) = 0.141 mW/g
Maximum value of SAR (measured) = 0.200 mW/g

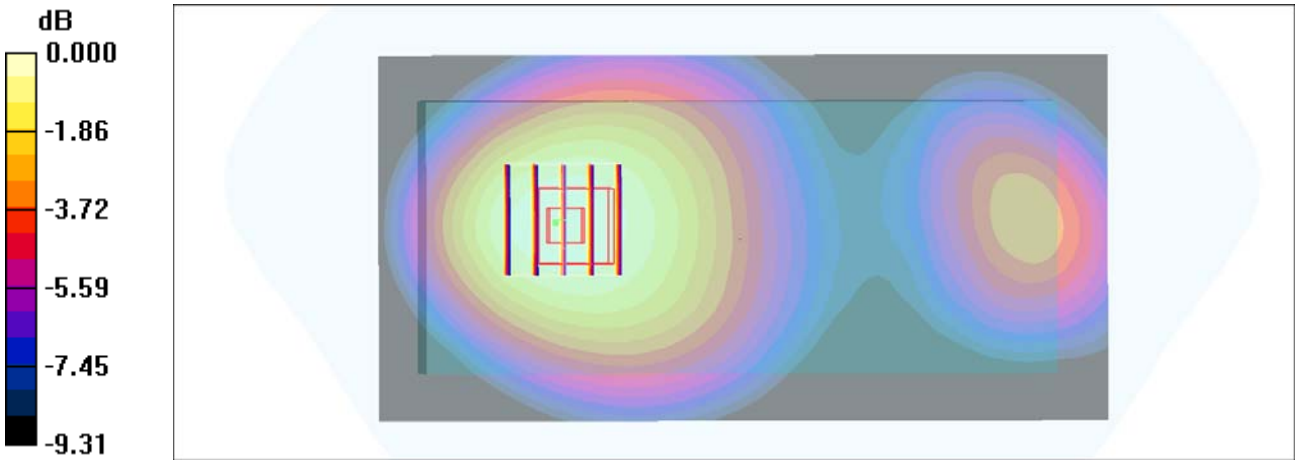

0 dB = 0.200mW/g

#66 GSM850_GPRS8_Front_1.5cm_Ch189_Charger Snap2

DUT: 1D0814

Communication System: GSM850; Frequency: 836.4 MHz;Duty Cycle: 1:8.3
Medium: MSL_850_120331 Medium parameters used : f = 836.4 MHz; σ = 1 mho/m; ε_r = 55.9; ρ = 1000 kg/m^3
Ambient Temperature：22.6 ℃； Liquid Temperature：21.6 ℃

DASY4 Configuration:
- Probe: EX3DV4 - SN3792; ConvF(9.02, 9.02, 9.02); Calibrated: 2011/6/20
- Sensor-Surface: 4mm (Mechanical Surface Detection)
- Electronics: DAE3 Sn577; Calibrated: 2011/6/20
- Phantom: SAM-Right; Type: QD 000 P40 C; Serial: TP-1383
- Measurement SW: DASY4, V4.7 Build 80; Postprocessing SW: SEMCAD, V1.8 Build 186

Ch189/Area Scan (71x141x1): Measurement grid: dx=15mm, dy=15mm
Maximum value of SAR (interpolated) = 0.240 mW/g

Ch189/Zoom Scan (5x5x7)/Cube 0: Measurement grid: dx=8mm, dy=8mm, dz=5mm
Reference Value = 5.27 V/m; Power Drift = 0.070 dB
Peak SAR (extrapolated) = 0.309 W/kg
SAR(1 g) = 0.227 mW/g; SAR(10 g) = 0.162 mW/g
Maximum value of SAR (measured) = 0.242 mW/g

Ch189/Zoom Scan (5x5x7)/Cube 1: Measurement grid: dx=8mm, dy=8mm, dz=5mm
Reference Value = 5.27 V/m; Power Drift = 0.070 dB
Peak SAR (extrapolated) = 0.208 W/kg
SAR(1 g) = 0.157 mW/g; SAR(10 g) = 0.114 mW/g
Maximum value of SAR (measured) = 0.166 mW/g

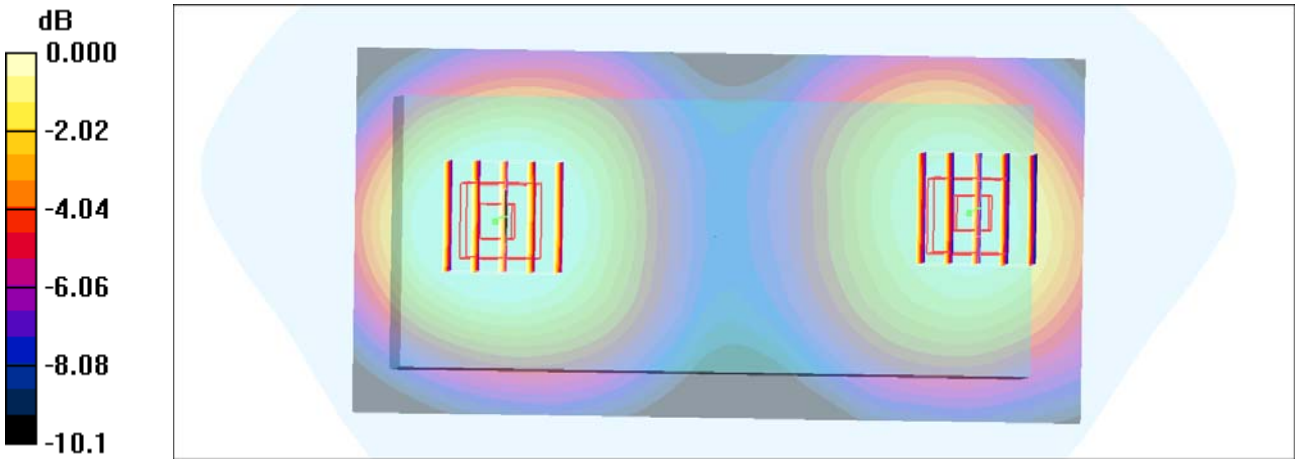

0 dB = 0.166mW/g

#41 GSM1900_GPRS8_Back_1.5cm_Ch661

DUT: 1D0814

Communication System: PCS; Frequency: 1880 MHz;Duty Cycle: 1:8.3
Medium: MSL_1900_120330 Medium parameters used: f = 1880 MHz; σ = 1.52 mho/m; ε_r = 53.3; ρ = 1000 kg/m^3
Ambient Temperature：22.6 ℃； Liquid Temperature：21.6 ℃

DASY4 Configuration:
- Probe: EX3DV4 - SN3792; ConvF(7.17, 7.17, 7.17); Calibrated: 2011/6/20
- Sensor-Surface: 4mm (Mechanical Surface Detection)
- Electronics: DAE3 Sn577; Calibrated: 2011/6/20
- Phantom: SAM-Right; Type: QD 000 P40 C; Serial: TP-1383
- Measurement SW: DASY4, V4.7 Build 80; Postprocessing SW: SEMCAD, V1.8 Build 186

Ch661/Area Scan (71x121x1): Measurement grid: dx=15mm, dy=15mm
Maximum value of SAR (interpolated) = 0.428 mW/g

Ch661/Zoom Scan (5x5x7)/Cube 0: Measurement grid: dx=8mm, dy=8mm, dz=5mm
Reference Value = 4.40 V/m; Power Drift = -0.127 dB
Peak SAR (extrapolated) = 0.600 W/kg
SAR(1 g) = 0.376 mW/g; SAR(10 g) = 0.221 mW/g
Maximum value of SAR (measured) = 0.411 mW/g



0 dB = 0.411mW/g

#42 GSM1900_GPRS8_Back_1.5cm_Ch661_Charger Snap1

DUT: 1D0814

Communication System: PCS; Frequency: 1880 MHz;Duty Cycle: 1:8.3
Medium: MSL_1900_120330 Medium parameters used: f = 1880 MHz; σ = 1.52 mho/m; ε_r = 53.3; ρ = 1000 kg/m^3
Ambient Temperature：22.6 ℃; Liquid Temperature：21.6 ℃

DASY4 Configuration:
- Probe: EX3DV4 - SN3792; ConvF(7.17, 7.17, 7.17); Calibrated: 2011/6/20
- Sensor-Surface: 4mm (Mechanical Surface Detection)
- Electronics: DAE3 Sn577; Calibrated: 2011/6/20
- Phantom: SAM-Right; Type: QD 000 P40 C; Serial: TP-1383
- Measurement SW: DASY4, V4.7 Build 80; Postprocessing SW: SEMCAD, V1.8 Build 186

Ch661/Area Scan (71x141x1): Measurement grid: dx=15mm, dy=15mm
Maximum value of SAR (interpolated) = 0.439 mW/g

Ch661/Zoom Scan (5x5x7)/Cube 0: Measurement grid: dx=8mm, dy=8mm, dz=5mm
Reference Value = 4.71 V/m; Power Drift = -0.062 dB
Peak SAR (extrapolated) = 0.620 W/kg
SAR(1 g) = 0.392 mW/g; SAR(10 g) = 0.230 mW/g
Maximum value of SAR (measured) = 0.427 mW/g



0 dB = 0.427mW/g

#43 GSM1900_GPRS8_Back_1.5cm_Ch661_Charger Snap2

DUT: 1D0814

Communication System: PCS; Frequency: 1880 MHz;Duty Cycle: 1:8.3
Medium: MSL_1900_120330 Medium parameters used: f = 1880 MHz; σ = 1.52 mho/m; ε_r = 53.3; ρ = 1000 kg/m^3
Ambient Temperature：22.6 ℃； Liquid Temperature：21.6 ℃

DASY4 Configuration:
- Probe: EX3DV4 - SN3792; ConvF(7.17, 7.17, 7.17); Calibrated: 2011/6/20
- Sensor-Surface: 4mm (Mechanical Surface Detection)
- Electronics: DAE3 Sn577; Calibrated: 2011/6/20
- Phantom: SAM-Right; Type: QD 000 P40 C; Serial: TP-1383
- Measurement SW: DASY4, V4.7 Build 80; Postprocessing SW: SEMCAD, V1.8 Build 186

Ch661/Area Scan (71x141x1): Measurement grid: dx=15mm, dy=15mm
Maximum value of SAR (interpolated) = 0.471 mW/g

Ch661/Zoom Scan (5x5x7)/Cube 0: Measurement grid: dx=8mm, dy=8mm, dz=5mm
Reference Value = 4.89 V/m; Power Drift = -0.09 dB
Peak SAR (extrapolated) = 0.685 W/kg
SAR(1 g) = 0.423 mW/g; SAR(10 g) = 0.245 mW/g
Maximum value of SAR (measured) = 0.459 mW/g



0 dB = 0.459mW/g

#43 GSM1900_GPRS8_Back_1.5cm_Ch661_Charger Snap2_2D

DUT: 1D0814

Communication System: PCS; Frequency: 1880 MHz;Duty Cycle: 1:8.3
Medium: MSL_1900_120330 Medium parameters used: f = 1880 MHz; σ = 1.52 mho/m; ε_r = 53.3; ρ = 1000 kg/m^3
Ambient Temperature：22.6 ℃； Liquid Temperature：21.6 ℃

DASY4 Configuration:
- Probe: EX3DV4 - SN3792; ConvF(7.17, 7.17, 7.17); Calibrated: 2011/6/20
- Sensor-Surface: 4mm (Mechanical Surface Detection)
- Electronics: DAE3 Sn577; Calibrated: 2011/6/20
- Phantom: SAM-Right; Type: QD 000 P40 C; Serial: TP-1383
- Measurement SW: DASY4, V4.7 Build 80; Postprocessing SW: SEMCAD, V1.8 Build 186

Ch661/Area Scan (71x141x1): Measurement grid: dx=15mm, dy=15mm
Maximum value of SAR (interpolated) = 0.471 mW/g

Ch661/Zoom Scan (5x5x7)/Cube 0: Measurement grid: dx=8mm, dy=8mm, dz=5mm
Reference Value = 4.89 V/m; Power Drift = -0.09 dB
Peak SAR (extrapolated) = 0.685 W/kg
SAR(1 g) = 0.423 mW/g; SAR(10 g) = 0.245 mW/g
Maximum value of SAR (measured) = 0.459 mW/g

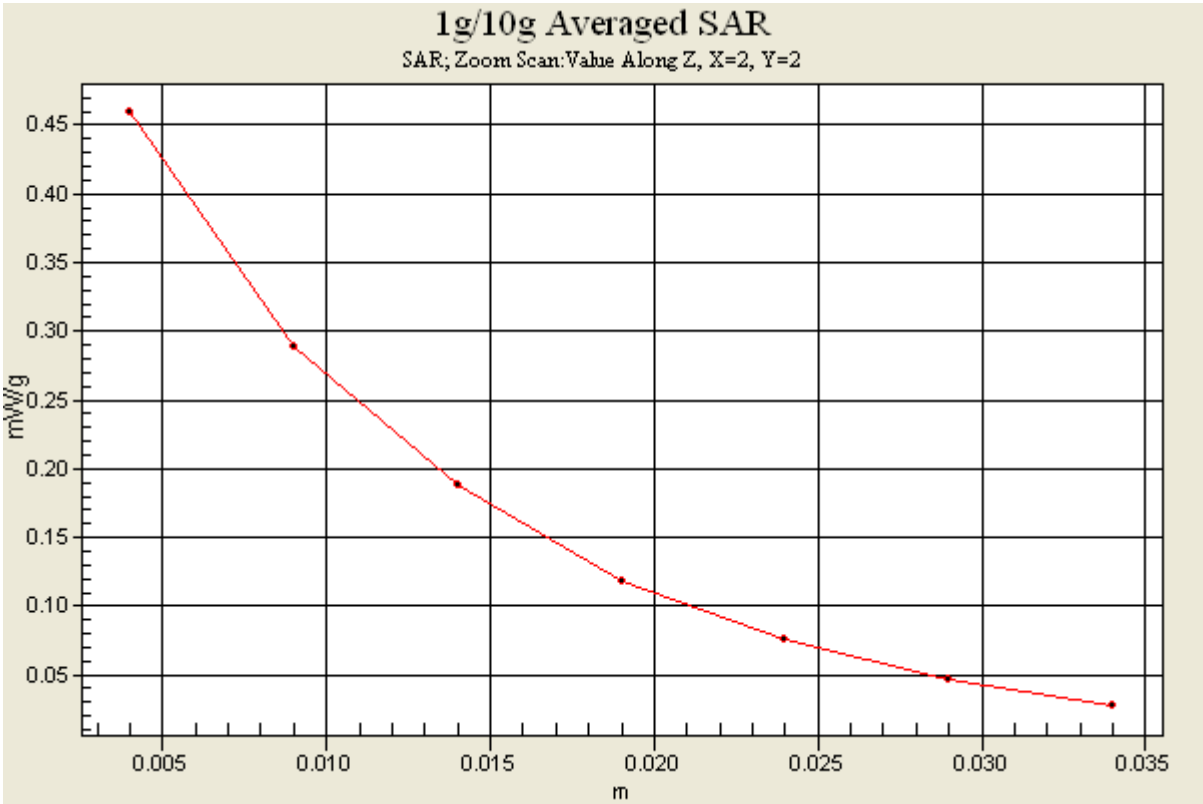

#69 WCDMA V_RMC12.2K_Front_1.5cm_Ch4182

DUT: 1D0814

Communication System: WCDMA; Frequency: 836.4 MHz;Duty Cycle: 1:1
Medium: MSL_850_120331 Medium parameters used : f = 836.4 MHz; σ = 1 mho/m; ε_r = 55.9; ρ = 1000 kg/m^3
Ambient Temperature：22.6 ℃； Liquid Temperature：21.6 ℃

DASY4 Configuration:
- Probe: EX3DV4 - SN3792; ConvF(9.02, 9.02, 9.02); Calibrated: 2011/6/20
- Sensor-Surface: 4mm (Mechanical Surface Detection)
- Electronics: DAE3 Sn577; Calibrated: 2011/6/20
- Phantom: SAM-Right; Type: QD 000 P40 C; Serial: TP-1383
- Measurement SW: DASY4, V4.7 Build 80; Postprocessing SW: SEMCAD, V1.8 Build 186

Ch4182/Area Scan (71x131x1): Measurement grid: dx=15mm, dy=15mm
Maximum value of SAR (interpolated) = 0.308 mW/g

Ch4182/Zoom Scan (5x5x7)/Cube 0: Measurement grid: dx=8mm, dy=8mm, dz=5mm
Reference Value = 17.8 V/m; Power Drift = -0.130 dB
Peak SAR (extrapolated) = 0.378 W/kg
SAR(1 g) = 0.297 mW/g; SAR(10 g) = 0.227 mW/g
Maximum value of SAR (measured) = 0.312 mW/g

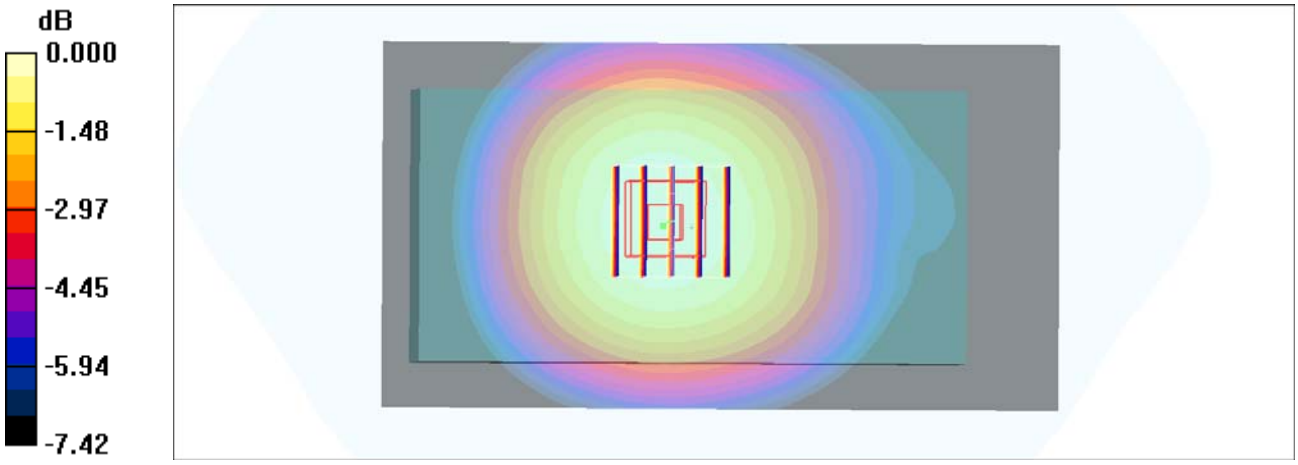

0 dB = 0.312mW/g

#69 WCDMA V_RMC12.2K_Front_1.5cm_Ch4182_2D

DUT: 1D0814

Communication System: WCDMA; Frequency: 836.4 MHz;Duty Cycle: 1:1
Medium: MSL_850_120331 Medium parameters used : f = 836.4 MHz; σ = 1 mho/m; ε_r = 55.9; ρ = 1000 kg/m^3
Ambient Temperature：22.6 ℃； Liquid Temperature：21.6 ℃

DASY4 Configuration:
- Probe: EX3DV4 - SN3792; ConvF(9.02, 9.02, 9.02); Calibrated: 2011/6/20
- Sensor-Surface: 4mm (Mechanical Surface Detection)
- Electronics: DAE3 Sn577; Calibrated: 2011/6/20
- Phantom: SAM-Right; Type: QD 000 P40 C; Serial: TP-1383
- Measurement SW: DASY4, V4.7 Build 80; Postprocessing SW: SEMCAD, V1.8 Build 186

Ch4182/Area Scan (71x131x1): Measurement grid: dx=15mm, dy=15mm
Maximum value of SAR (interpolated) = 0.308 mW/g

Ch4182/Zoom Scan (5x5x7)/Cube 0: Measurement grid: dx=8mm, dy=8mm, dz=5mm
Reference Value = 17.8 V/m; Power Drift = -0.130 dB
Peak SAR (extrapolated) = 0.378 W/kg
SAR(1 g) = 0.297 mW/g; SAR(10 g) = 0.227 mW/g
Maximum value of SAR (measured) = 0.312 mW/g

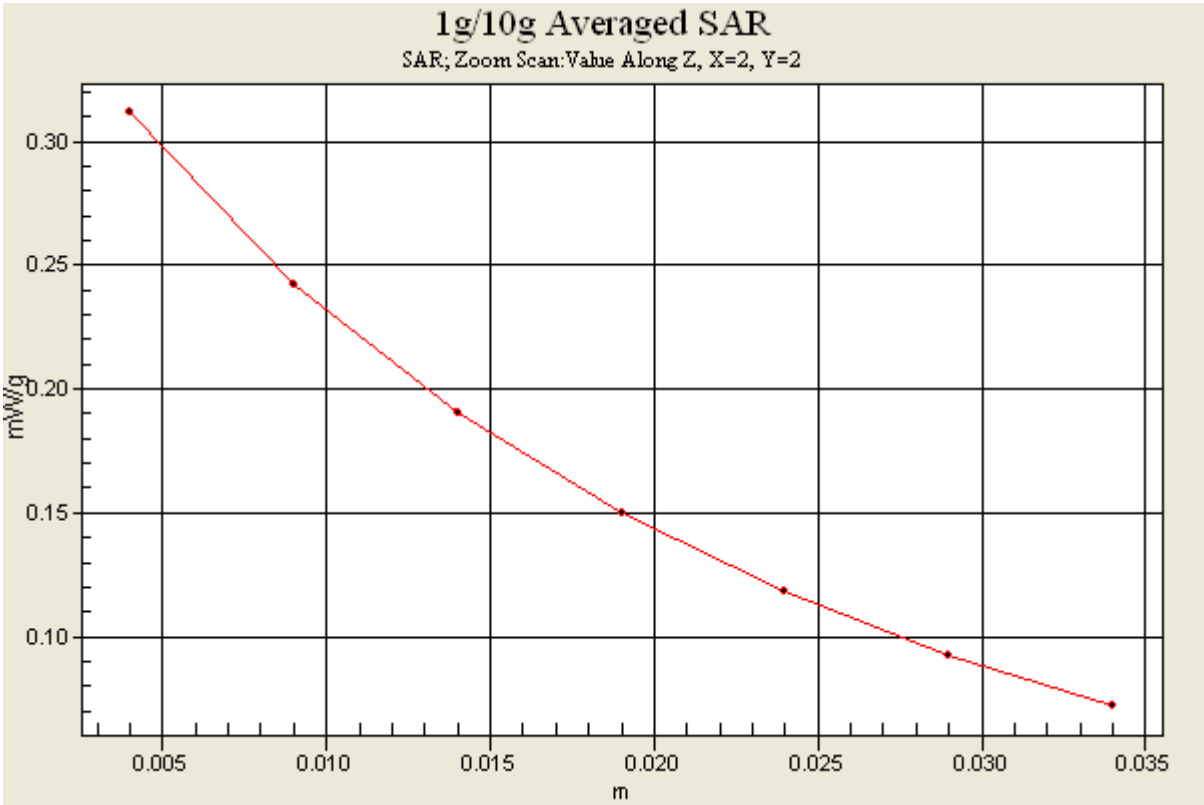

#70 WCDMA V_RMC12.2K_Front_1.5cm_Ch4182_Charger Snap1

DUT: 1D0814

Communication System: WCDMA; Frequency: 836.4 MHz;Duty Cycle: 1:1
Medium: MSL_850_120331 Medium parameters used : f = 836.4 MHz; σ = 1 mho/m; ε_r = 55.9; ρ = 1000 kg/m^3
Ambient Temperature：22.6 ℃； Liquid Temperature：21.6 ℃

DASY4 Configuration:
- Probe: EX3DV4 - SN3792; ConvF(9.02, 9.02, 9.02); Calibrated: 2011/6/20
- Sensor-Surface: 4mm (Mechanical Surface Detection)
- Electronics: DAE3 Sn577; Calibrated: 2011/6/20
- Phantom: SAM-Right; Type: QD 000 P40 C; Serial: TP-1383
- Measurement SW: DASY4, V4.7 Build 80; Postprocessing SW: SEMCAD, V1.8 Build 186

Ch4182/Area Scan (71x141x1): Measurement grid: dx=15mm, dy=15mm
Maximum value of SAR (interpolated) = 0.223 mW/g

Ch4182/Zoom Scan (5x5x7)/Cube 0: Measurement grid: dx=8mm, dy=8mm, dz=5mm
Reference Value = 8.08 V/m; Power Drift = 0.093 dB
Peak SAR (extrapolated) = 0.274 W/kg
SAR(1 g) = 0.213 mW/g; SAR(10 g) = 0.158 mW/g
Maximum value of SAR (measured) = 0.226 mW/g

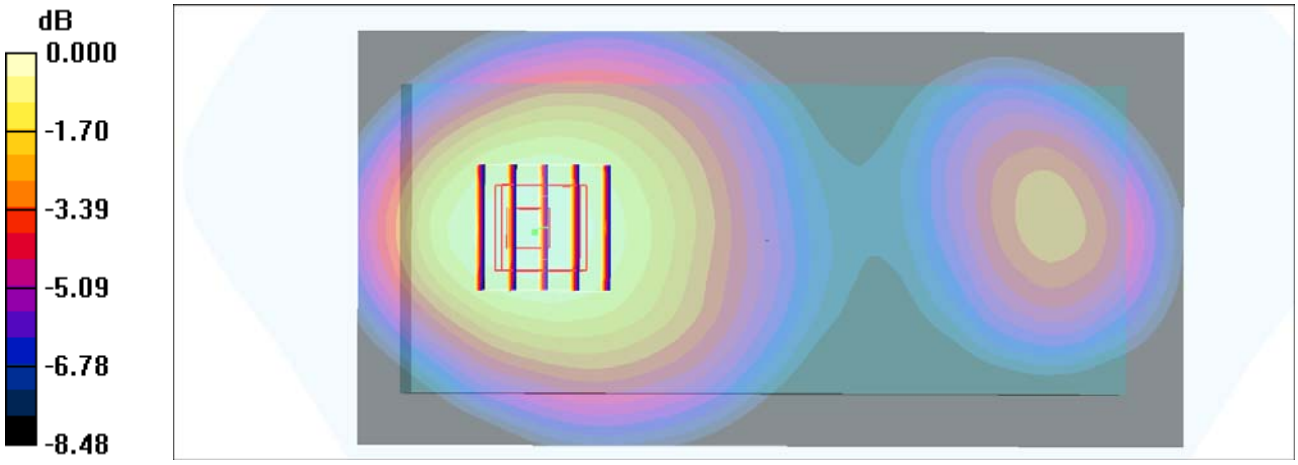

0 dB = 0.226mW/g

#71 WCDMA V_RMC12.2K_Front_1.5cm_Ch4182_Charger Snap2

DUT: 1D0814

Communication System: WCDMA; Frequency: 836.4 MHz;Duty Cycle: 1:1
Medium: MSL_850_120331 Medium parameters used : f = 836.4 MHz; σ = 1 mho/m; ε_r = 55.9; ρ = 1000 kg/m^3
Ambient Temperature：22.6 ℃； Liquid Temperature：21.6 ℃

DASY4 Configuration:
- Probe: EX3DV4 - SN3792; ConvF(9.02, 9.02, 9.02); Calibrated: 2011/6/20
- Sensor-Surface: 4mm (Mechanical Surface Detection)
- Electronics: DAE3 Sn577; Calibrated: 2011/6/20
- Phantom: SAM-Right; Type: QD 000 P40 C; Serial: TP-1383
- Measurement SW: DASY4, V4.7 Build 80; Postprocessing SW: SEMCAD, V1.8 Build 186

Ch4182/Area Scan (71x141x1): Measurement grid: dx=15mm, dy=15mm
Maximum value of SAR (interpolated) = 0.260 mW/g

Ch4182/Zoom Scan (5x5x7)/Cube 0: Measurement grid: dx=8mm, dy=8mm, dz=5mm
Reference Value = 5.59 V/m; Power Drift = 0.010 dB
Peak SAR (extrapolated) = 0.319 W/kg
SAR(1 g) = 0.239 mW/g; SAR(10 g) = 0.171 mW/g
Maximum value of SAR (measured) = 0.251 mW/g

Ch4182/Zoom Scan (5x5x7)/Cube 1: Measurement grid: dx=8mm, dy=8mm, dz=5mm
Reference Value = 5.59 V/m; Power Drift = 0.010 dB
Peak SAR (extrapolated) = 0.231 W/kg
SAR(1 g) = 0.172 mW/g; SAR(10 g) = 0.125 mW/g
Maximum value of SAR (measured) = 0.181 mW/g

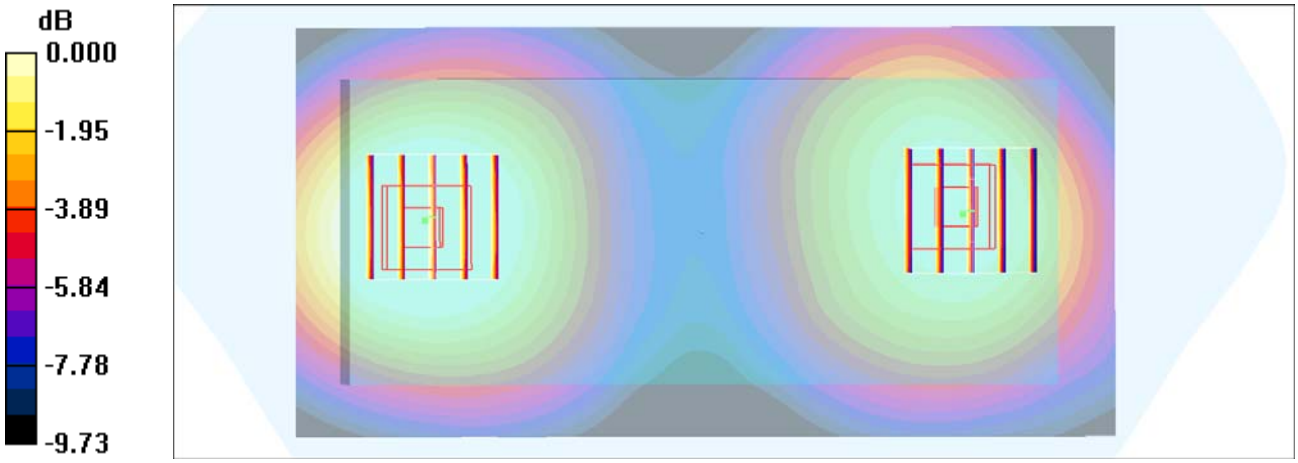

0 dB = 0.181mW/g

#46 WCDMA IV_RMC12.2K_Back_1.5cm_Ch1413

DUT: 1D0814

Communication System: WCDMA; Frequency: 1732.6 MHz;Duty Cycle: 1:1
Medium: MSL_1750_120330 Medium parameters used: f = 1733 MHz; σ = 1.48 mho/m; ε_r = 53; ρ = 1000 kg/m^3
Ambient Temperature：22.6 ℃; Liquid Temperature：21.6 ℃

DASY4 Configuration:
- Probe: EX3DV4 - SN3792; ConvF(7.62, 7.62, 7.62); Calibrated: 2011/6/20
- Sensor-Surface: 4mm (Mechanical Surface Detection)
- Electronics: DAE3 Sn577; Calibrated: 2011/6/20
- Phantom: SAM-Right; Type: QD 000 P40 C; Serial: TP-1383
- Measurement SW: DASY4, V4.7 Build 80; Postprocessing SW: SEMCAD, V1.8 Build 186

Ch1413/Area Scan (71x131x1): Measurement grid: dx=15mm, dy=15mm
Maximum value of SAR (interpolated) = 0.384 mW/g

Ch1413/Zoom Scan (5x5x7)/Cube 0: Measurement grid: dx=8mm, dy=8mm, dz=5mm
Reference Value = 7.71 V/m; Power Drift = 0.129 dB
Peak SAR (extrapolated) = 0.545 W/kg
SAR(1 g) = 0.357 mW/g; SAR(10 g) = 0.228 mW/g
Maximum value of SAR (measured) = 0.386 mW/g



0 dB = 0.386mW/g

#47 WCDMA IV_RMC12.2K_Back_1.5cm_Ch1413_Charger Snap1

DUT: 1D0814

Communication System: WCDMA; Frequency: 1732.6 MHz;Duty Cycle: 1:1
Medium: MSL_1750_120330 Medium parameters used: f = 1733 MHz; σ = 1.48 mho/m; ε_r = 53; ρ = 1000 kg/m^3
Ambient Temperature：22.6 ℃; Liquid Temperature：21.6 ℃

DASY4 Configuration:
- Probe: EX3DV4 - SN3792; ConvF(7.62, 7.62, 7.62); Calibrated: 2011/6/20
- Sensor-Surface: 4mm (Mechanical Surface Detection)
- Electronics: DAE3 Sn577; Calibrated: 2011/6/20
- Phantom: SAM-Right; Type: QD 000 P40 C; Serial: TP-1383
- Measurement SW: DASY4, V4.7 Build 80; Postprocessing SW: SEMCAD, V1.8 Build 186

Ch1413/Area Scan (71x141x1): Measurement grid: dx=15mm, dy=15mm
Maximum value of SAR (interpolated) = 0.431 mW/g

Ch1413/Zoom Scan (5x5x7)/Cube 0: Measurement grid: dx=8mm, dy=8mm, dz=5mm
Reference Value = 8.09 V/m; Power Drift = -0.006 dB
Peak SAR (extrapolated) = 0.589 W/kg
SAR(1 g) = 0.396 mW/g; SAR(10 g) = 0.251 mW/g
Maximum value of SAR (measured) = 0.427 mW/g



0 dB = 0.427mW/g

#47 WCDMA IV_RMC12.2K_Back_1.5cm_Ch1413_Charger Snap1_2D

DUT: 1D0814

Communication System: WCDMA; Frequency: 1732.6 MHz;Duty Cycle: 1:1
Medium: MSL_1750_120330 Medium parameters used: f = 1733 MHz; σ = 1.48 mho/m; ε_r = 53; ρ = 1000 kg/m^3
Ambient Temperature：22.6 ℃； Liquid Temperature：21.6 ℃

DASY4 Configuration:
- Probe: EX3DV4 - SN3792; ConvF(7.62, 7.62, 7.62); Calibrated: 2011/6/20
- Sensor-Surface: 4mm (Mechanical Surface Detection)
- Electronics: DAE3 Sn577; Calibrated: 2011/6/20
- Phantom: SAM-Right; Type: QD 000 P40 C; Serial: TP-1383
- Measurement SW: DASY4, V4.7 Build 80; Postprocessing SW: SEMCAD, V1.8 Build 186

Ch1413/Area Scan (71x141x1): Measurement grid: dx=15mm, dy=15mm
Maximum value of SAR (interpolated) = 0.431 mW/g

Ch1413/Zoom Scan (5x5x7)/Cube 0: Measurement grid: dx=8mm, dy=8mm, dz=5mm
Reference Value = 8.09 V/m; Power Drift = -0.006 dB
Peak SAR (extrapolated) = 0.589 W/kg
SAR(1 g) = 0.396 mW/g; SAR(10 g) = 0.251 mW/g
Maximum value of SAR (measured) = 0.427 mW/g

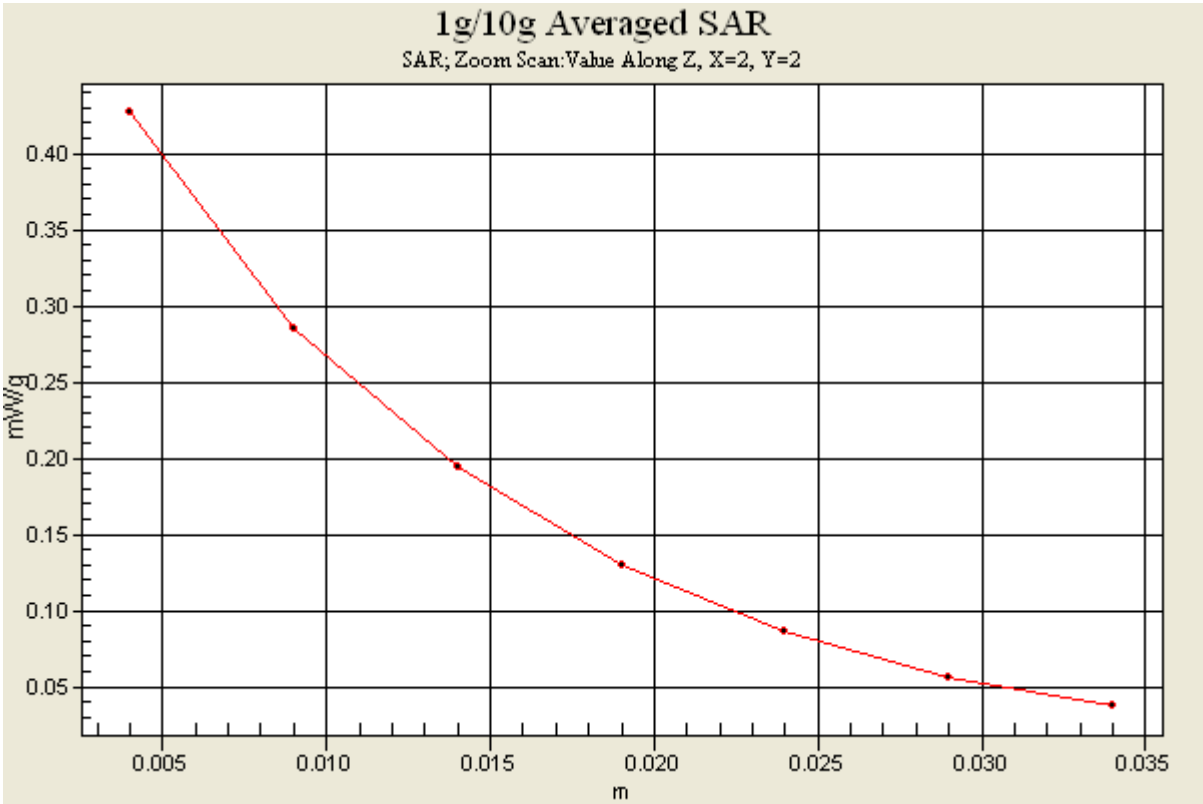

#48 WCDMA IV_RMC12.2K_Back_1.5cm_Ch1413_Charger Snap2

DUT: 1D0814

Communication System: WCDMA; Frequency: 1732.6 MHz;Duty Cycle: 1:1
Medium: MSL_1750_120330 Medium parameters used: f = 1733 MHz; σ = 1.48 mho/m; ε_r = 53; ρ = 1000 kg/m^3
Ambient Temperature：22.6 ℃; Liquid Temperature：21.6 ℃

DASY4 Configuration:
- Probe: EX3DV4 - SN3792; ConvF(7.62, 7.62, 7.62); Calibrated: 2011/6/20
- Sensor-Surface: 4mm (Mechanical Surface Detection)
- Electronics: DAE3 Sn577; Calibrated: 2011/6/20
- Phantom: SAM-Right; Type: QD 000 P40 C; Serial: TP-1383
- Measurement SW: DASY4, V4.7 Build 80; Postprocessing SW: SEMCAD, V1.8 Build 186

Ch1413/Area Scan (71x141x1): Measurement grid: dx=15mm, dy=15mm
Maximum value of SAR (interpolated) = 0.395 mW/g

Ch1413/Zoom Scan (5x5x7)/Cube 0: Measurement grid: dx=8mm, dy=8mm, dz=5mm
Reference Value = 7.85 V/m; Power Drift = 0.130 dB
Peak SAR (extrapolated) = 0.544 W/kg
SAR(1 g) = 0.365 mW/g; SAR(10 g) = 0.232 mW/g
Maximum value of SAR (measured) = 0.393 mW/g

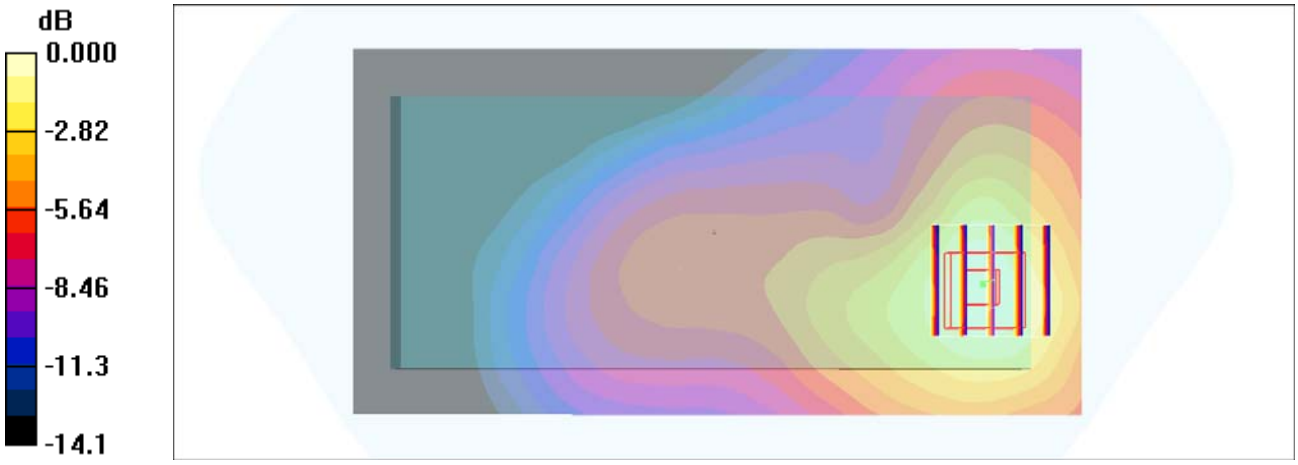

0 dB = 0.393mW/g

#53 WCDMA II_RMC12.2K_Back_1.5cm_Ch9262

DUT: 1D0814

Communication System: WCDMA; Frequency: 1852.4 MHz;Duty Cycle: 1:1
Medium: MSL_1900_120330 Medium parameters used: f = 1852.4 MHz; σ = 1.49 mho/m; ε_r = 53.4; ρ = 1000 kg/m^3
Ambient Temperature：22.6 ℃； Liquid Temperature：21.6 ℃

DASY4 Configuration:
- Probe: EX3DV4 - SN3792; ConvF(7.17, 7.17, 7.17); Calibrated: 2011/6/20
- Sensor-Surface: 4mm (Mechanical Surface Detection)
- Electronics: DAE3 Sn577; Calibrated: 2011/6/20
- Phantom: SAM-Right; Type: QD 000 P40 C; Serial: TP-1383
- Measurement SW: DASY4, V4.7 Build 80; Postprocessing SW: SEMCAD, V1.8 Build 186

Ch9262/Area Scan (71x121x1): Measurement grid: dx=15mm, dy=15mm
Maximum value of SAR (interpolated) = 1.22 mW/g

Ch9262/Zoom Scan (5x5x7)/Cube 0: Measurement grid: dx=8mm, dy=8mm, dz=5mm
Reference Value = 7.75 V/m; Power Drift = -0.185 dB
Peak SAR (extrapolated) = 1.75 W/kg
SAR(1 g) = 1.11 mW/g; SAR(10 g) = 0.655 mW/g
Maximum value of SAR (measured) = 1.20 mW/g

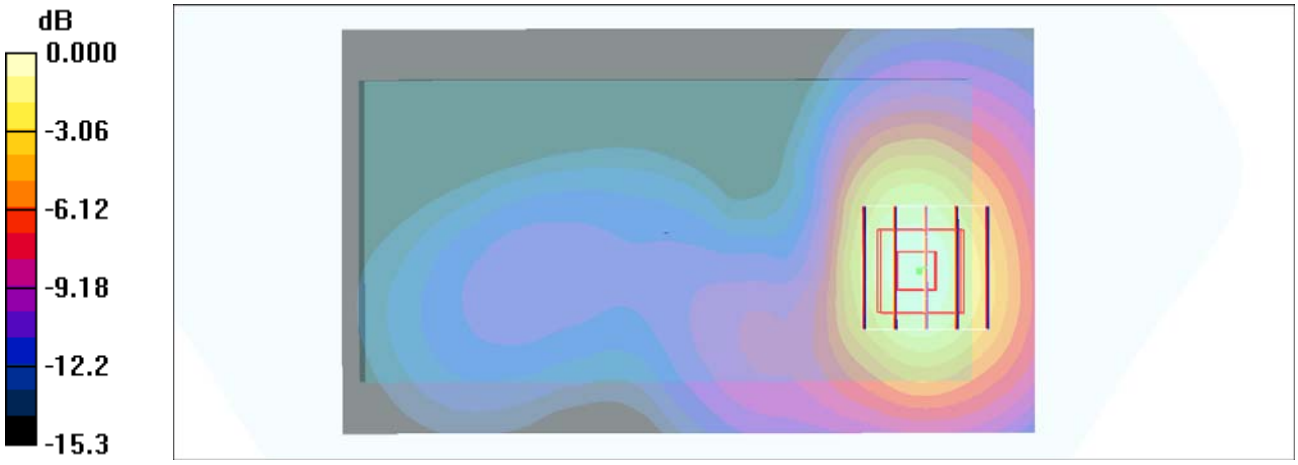

0 dB = 1.20mW/g

#54 WCDMA II_RMC12.2K_Back_1.5cm_Ch9400

DUT: 1D0814

Communication System: WCDMA; Frequency: 1880 MHz;Duty Cycle: 1:1
Medium: MSL_1900_120330 Medium parameters used: f = 1880 MHz; σ = 1.52 mho/m; ε_r = 53.3; ρ = 1000 kg/m^3
Ambient Temperature：22.6 ℃; Liquid Temperature：21.6 ℃

DASY4 Configuration:
- Probe: EX3DV4 - SN3792; ConvF(7.17, 7.17, 7.17); Calibrated: 2011/6/20
- Sensor-Surface: 4mm (Mechanical Surface Detection)
- Electronics: DAE3 Sn577; Calibrated: 2011/6/20
- Phantom: SAM-Right; Type: QD 000 P40 C; Serial: TP-1383
- Measurement SW: DASY4, V4.7 Build 80; Postprocessing SW: SEMCAD, V1.8 Build 186

Ch9400/Area Scan (71x121x1): Measurement grid: dx=15mm, dy=15mm
Maximum value of SAR (interpolated) = 1.14 mW/g

Ch9400/Zoom Scan (5x5x7)/Cube 0: Measurement grid: dx=8mm, dy=8mm, dz=5mm
Reference Value = 6.61 V/m; Power Drift = -0.136 dB
Peak SAR (extrapolated) = 1.67 W/kg
SAR(1 g) = 1.04 mW/g; SAR(10 g) = 0.608 mW/g
Maximum value of SAR (measured) = 1.13 mW/g



0 dB = 1.13mW/g

#55 WCDMA II_RMC12.2K_Back_1.5cm_Ch9538

DUT: 1D0814

Communication System: WCDMA; Frequency: 1907.6 MHz;Duty Cycle: 1:1
Medium: MSL_1900_120330 Medium parameters used: f = 1908 MHz; σ = 1.55 mho/m; ε_r = 53.2; ρ = 1000 kg/m^3
Ambient Temperature：22.6 ℃； Liquid Temperature：21.6 ℃

DASY4 Configuration:
- Probe: EX3DV4 - SN3792; ConvF(7.17, 7.17, 7.17); Calibrated: 2011/6/20
- Sensor-Surface: 4mm (Mechanical Surface Detection)
- Electronics: DAE3 Sn577; Calibrated: 2011/6/20
- Phantom: SAM-Right; Type: QD 000 P40 C; Serial: TP-1383
- Measurement SW: DASY4, V4.7 Build 80; Postprocessing SW: SEMCAD, V1.8 Build 186

Ch9538/Area Scan (71x121x1): Measurement grid: dx=15mm, dy=15mm
Maximum value of SAR (interpolated) = 1.29 mW/g

Ch9538/Zoom Scan (5x5x7)/Cube 0: Measurement grid: dx=8mm, dy=8mm, dz=5mm
Reference Value = 6.05 V/m; Power Drift = -0.120 dB
Peak SAR (extrapolated) = 1.89 W/kg
SAR(1 g) = 1.17 mW/g; SAR(10 g) = 0.674 mW/g
Maximum value of SAR (measured) = 1.26 mW/g

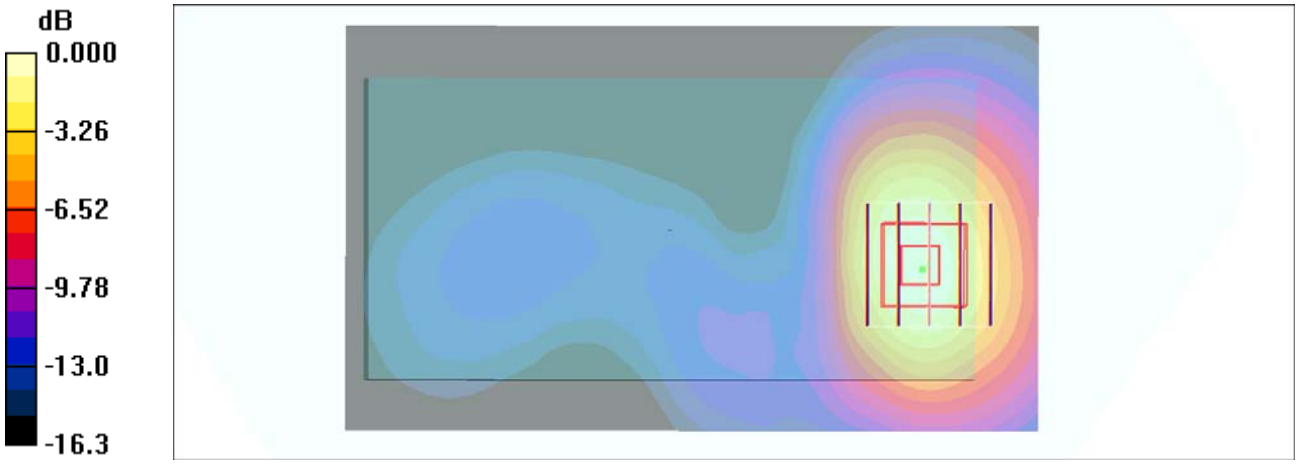

0 dB = 1.26mW/g

#56 WCDMA II_RMC12.2K_Back_1.5cm_Ch9262_Charger Snap1

DUT: 1D0814

Communication System: WCDMA; Frequency: 1852.4 MHz;Duty Cycle: 1:1
Medium: MSL_1900_120330 Medium parameters used : f = 1852.4 MHz; σ = 1.49 mho/m; ε_r = 53.4; ρ = 1000 kg/m^3
Ambient Temperature：22.6 ℃; Liquid Temperature：21.6 ℃

DASY4 Configuration:
- Probe: EX3DV4 - SN3792; ConvF(7.17, 7.17, 7.17); Calibrated: 2011/6/20
- Sensor-Surface: 4mm (Mechanical Surface Detection)
- Electronics: DAE3 Sn577; Calibrated: 2011/6/20
- Phantom: SAM-Right; Type: QD 000 P40 C; Serial: TP-1383
- Measurement SW: DASY4, V4.7 Build 80; Postprocessing SW: SEMCAD, V1.8 Build 186

Ch9262/Area Scan (71x141x1): Measurement grid: dx=15mm, dy=15mm
Maximum value of SAR (interpolated) = 1.33 mW/g

Ch9262/Zoom Scan (5x5x7)/Cube 0: Measurement grid: dx=8mm, dy=8mm, dz=5mm
Reference Value = 8.01 V/m; Power Drift = -0.084 dB
Peak SAR (extrapolated) = 1.97 W/kg
SAR(1 g) = 1.23 mW/g; SAR(10 g) = 0.718 mW/g
Maximum value of SAR (measured) = 1.31 mW/g



0 dB = 1.31mW/g

#57 WCDMA II_RMC12.2K_Back_1.5cm_Ch9400_Charger Snap1

DUT: 1D0814

Communication System: WCDMA; Frequency: 1880 MHz;Duty Cycle: 1:1
Medium: MSL_1900_120330 Medium parameters used: f = 1880 MHz; σ = 1.52 mho/m; ε_r = 53.3; ρ = 1000 kg/m^3
Ambient Temperature：22.6 ℃； Liquid Temperature：21.6 ℃

DASY4 Configuration:
- Probe: EX3DV4 - SN3792; ConvF(7.17, 7.17, 7.17); Calibrated: 2011/6/20
- Sensor-Surface: 4mm (Mechanical Surface Detection)
- Electronics: DAE3 Sn577; Calibrated: 2011/6/20
- Phantom: SAM-Right; Type: QD 000 P40 C; Serial: TP-1383
- Measurement SW: DASY4, V4.7 Build 80; Postprocessing SW: SEMCAD, V1.8 Build 186

Ch9400/Area Scan (71x141x1): Measurement grid: dx=15mm, dy=15mm
Maximum value of SAR (interpolated) = 1.27 mW/g

Ch9400/Zoom Scan (5x5x7)/Cube 0: Measurement grid: dx=8mm, dy=8mm, dz=5mm
Reference Value = 7.15 V/m; Power Drift = -0.046 dB
Peak SAR (extrapolated) = 1.87 W/kg
SAR(1 g) = 1.16 mW/g; SAR(10 g) = 0.670 mW/g
Maximum value of SAR (measured) = 1.24 mW/g



0 dB = 1.24mW/g

#58 WCDMA II_RMC12.2K_Back_1.5cm_Ch9538_Charger Snap1

DUT: 1D0814

Communication System: WCDMA; Frequency: 1907.6 MHz;Duty Cycle: 1:1
Medium: MSL_1900_120330 Medium parameters used: f = 1908 MHz; σ = 1.55 mho/m; ε_r = 53.2; ρ = 1000 kg/m^3
Ambient Temperature：22.6 ℃; Liquid Temperature：21.6 ℃

DASY4 Configuration:
- Probe: EX3DV4 - SN3792; ConvF(7.17, 7.17, 7.17); Calibrated: 2011/6/20
- Sensor-Surface: 4mm (Mechanical Surface Detection)
- Electronics: DAE3 Sn577; Calibrated: 2011/6/20
- Phantom: SAM-Right; Type: QD 000 P40 C; Serial: TP-1383
- Measurement SW: DASY4, V4.7 Build 80; Postprocessing SW: SEMCAD, V1.8 Build 186

Ch9538/Area Scan (71x141x1): Measurement grid: dx=15mm, dy=15mm
Maximum value of SAR (interpolated) = 1.42 mW/g

Ch9538/Zoom Scan (5x5x7)/Cube 0: Measurement grid: dx=8mm, dy=8mm, dz=5mm
Reference Value = 6.51 V/m; Power Drift = -0.076 dB
Peak SAR (extrapolated) = 2.14 W/kg
SAR(1 g) = 1.31 mW/g; SAR(10 g) = 0.750 mW/g
Maximum value of SAR (measured) = 1.40 mW/g



0 dB = 1.40mW/g

Test Laboratory: Sporton International Inc. SAR/HAC Testing Lab Date: 2012/3/30

#58 WCDMA II_RMC12.2K_Back_1.5cm_Ch9538_Charger Snap1_2D

DUT: 1D0814

Communication System: WCDMA; Frequency: 1907.6 MHz;Duty Cycle: 1:1
Medium: MSL_1900_120330 Medium parameters used: f = 1908 MHz; σ = 1.55 mho/m; ε_r = 53.2; ρ = 1000 kg/m^3
Ambient Temperature：22.6 ℃； Liquid Temperature：21.6 ℃

DASY4 Configuration:
- Probe: EX3DV4 - SN3792; ConvF(7.17, 7.17, 7.17); Calibrated: 2011/6/20
- Sensor-Surface: 4mm (Mechanical Surface Detection)
- Electronics: DAE3 Sn577; Calibrated: 2011/6/20
- Phantom: SAM-Right; Type: QD 000 P40 C; Serial: TP-1383
- Measurement SW: DASY4, V4.7 Build 80; Postprocessing SW: SEMCAD, V1.8 Build 186

Ch9538/Area Scan (71x141x1): Measurement grid: dx=15mm, dy=15mm
Maximum value of SAR (interpolated) = 1.42 mW/g

Ch9538/Zoom Scan (5x5x7)/Cube 0: Measurement grid: dx=8mm, dy=8mm, dz=5mm
Reference Value = 6.51 V/m; Power Drift = -0.076 dB
Peak SAR (extrapolated) = 2.14 W/kg
SAR(1 g) = 1.31 mW/g; SAR(10 g) = 0.750 mW/g
Maximum value of SAR (measured) = 1.40 mW/g

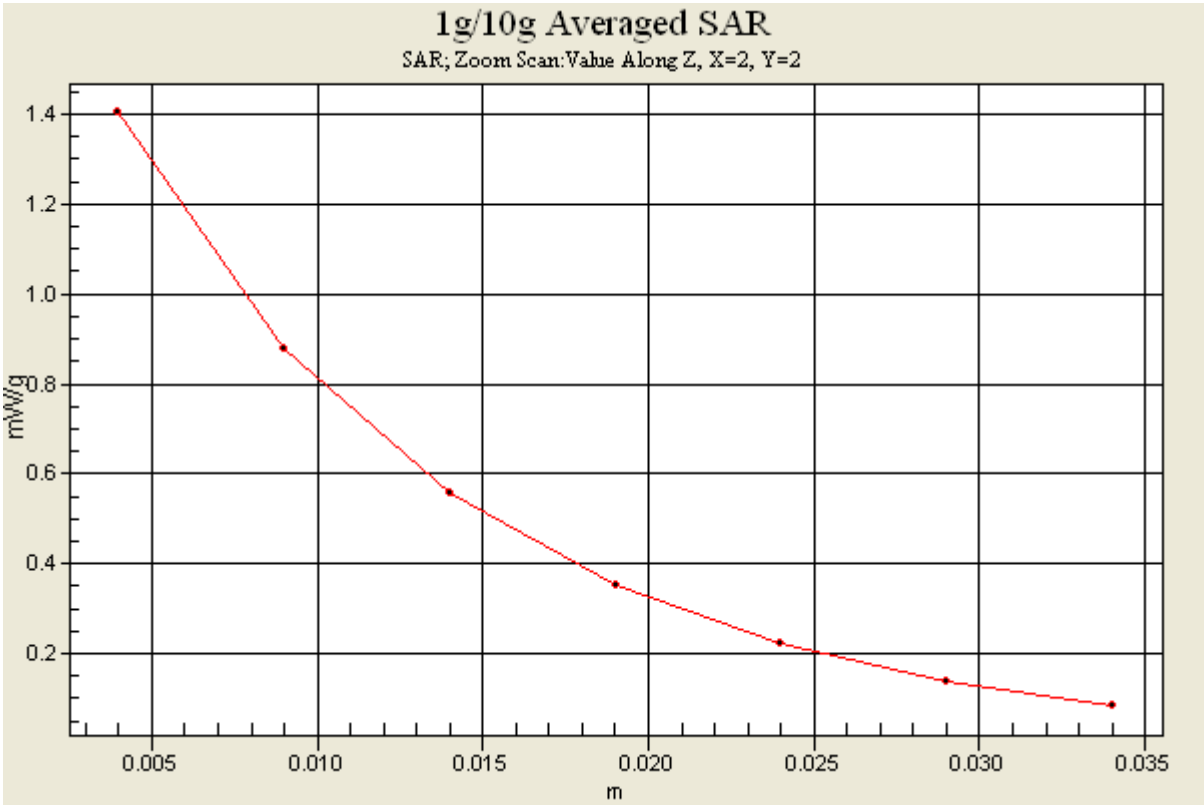

#59 WCDMA II_RMC12.2K_Back_1.5cm_Ch9262_Charger Snap2

DUT: 1D0814

Communication System: WCDMA; Frequency: 1852.4 MHz;Duty Cycle: 1:1
Medium: MSL_1900_120330 Medium parameters used : f = 1852.4 MHz; σ = 1.49 mho/m; ε_r = 53.4; ρ = 1000 kg/m^3
Ambient Temperature：22.6 ℃; Liquid Temperature：21.6 ℃

DASY4 Configuration:
- Probe: EX3DV4 - SN3792; ConvF(7.17, 7.17, 7.17); Calibrated: 2011/6/20
- Sensor-Surface: 4mm (Mechanical Surface Detection)
- Electronics: DAE3 Sn577; Calibrated: 2011/6/20
- Phantom: SAM-Right; Type: QD 000 P40 C; Serial: TP-1383
- Measurement SW: DASY4, V4.7 Build 80; Postprocessing SW: SEMCAD, V1.8 Build 186

Ch9262/Area Scan (71x141x1): Measurement grid: dx=15mm, dy=15mm
Maximum value of SAR (interpolated) = 1.28 mW/g

Ch9262/Zoom Scan (5x5x7)/Cube 0: Measurement grid: dx=8mm, dy=8mm, dz=5mm
Reference Value = 8.15 V/m; Power Drift = -0.084 dB
Peak SAR (extrapolated) = 1.82 W/kg
SAR(1 g) = 1.15 mW/g; SAR(10 g) = 0.677 mW/g
Maximum value of SAR (measured) = 1.23 mW/g

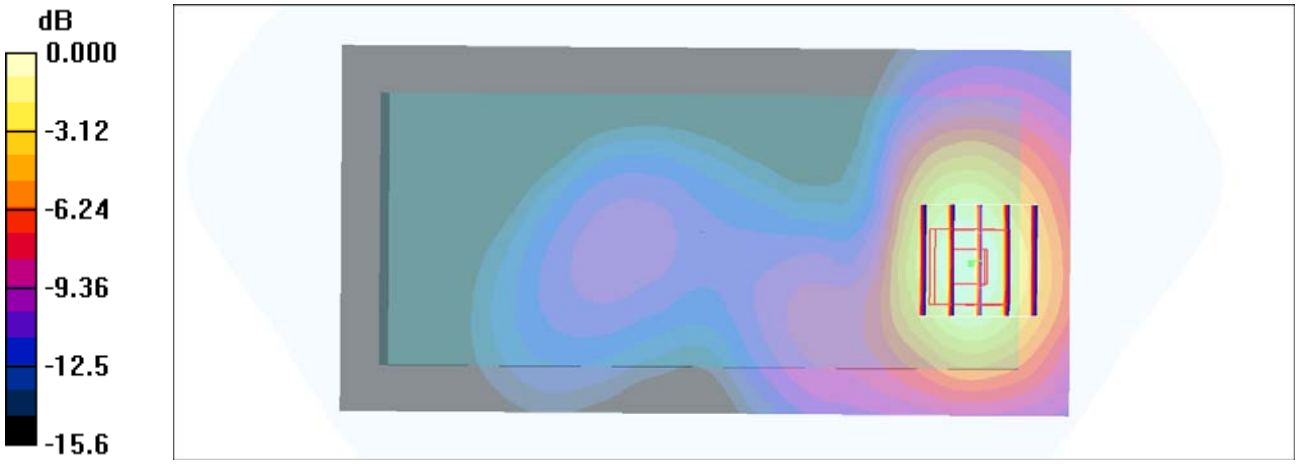

0 dB = 1.23mW/g

#60 WCDMA II_RMC12.2K_Back_1.5cm_Ch9400_Charger Snap2

DUT: 1D0814

Communication System: WCDMA; Frequency: 1880 MHz;Duty Cycle: 1:1
Medium: MSL_1900_120330 Medium parameters used: f = 1880 MHz; σ = 1.52 mho/m; ε_r = 53.3; ρ = 1000 kg/m^3
Ambient Temperature：22.6 ℃; Liquid Temperature：21.6 ℃

DASY4 Configuration:
- Probe: EX3DV4 - SN3792; ConvF(7.17, 7.17, 7.17); Calibrated: 2011/6/20
- Sensor-Surface: 4mm (Mechanical Surface Detection)
- Electronics: DAE3 Sn577; Calibrated: 2011/6/20
- Phantom: SAM-Right; Type: QD 000 P40 C; Serial: TP-1383
- Measurement SW: DASY4, V4.7 Build 80; Postprocessing SW: SEMCAD, V1.8 Build 186

Ch9400/Area Scan (71x141x1): Measurement grid: dx=15mm, dy=15mm
Maximum value of SAR (interpolated) = 1.23 mW/g

Ch9400/Zoom Scan (5x5x7)/Cube 0: Measurement grid: dx=8mm, dy=8mm, dz=5mm
Reference Value = 6.86 V/m; Power Drift = -0.021 dB
Peak SAR (extrapolated) = 1.73 W/kg
SAR(1 g) = 1.08 mW/g; SAR(10 g) = 0.633 mW/g
Maximum value of SAR (measured) = 1.17 mW/g



0 dB = 1.17mW/g

#61 WCDMA II_RMC12.2K_Back_1.5cm_Ch9538_Charger Snap2

DUT: 1D0814

Communication System: WCDMA; Frequency: 1907.6 MHz;Duty Cycle: 1:1
Medium: MSL_1900_120330 Medium parameters used: f = 1908 MHz; σ = 1.55 mho/m; ε_r = 53.2; ρ = 1000 kg/m^3
Ambient Temperature：22.6 ℃； Liquid Temperature：21.6 ℃

DASY4 Configuration:
- Probe: EX3DV4 - SN3792; ConvF(7.17, 7.17, 7.17); Calibrated: 2011/6/20
- Sensor-Surface: 4mm (Mechanical Surface Detection)
- Electronics: DAE3 Sn577; Calibrated: 2011/6/20
- Phantom: SAM-Right; Type: QD 000 P40 C; Serial: TP-1383
- Measurement SW: DASY4, V4.7 Build 80; Postprocessing SW: SEMCAD, V1.8 Build 186

Ch9538/Area Scan (71x141x1): Measurement grid: dx=15mm, dy=15mm
Maximum value of SAR (interpolated) = 1.37 mW/g

Ch9538/Zoom Scan (5x5x7)/Cube 0: Measurement grid: dx=8mm, dy=8mm, dz=5mm
Reference Value = 6.18 V/m; Power Drift = -0.137 dB
Peak SAR (extrapolated) = 1.98 W/kg
SAR(1 g) = 1.22 mW/g; SAR(10 g) = 0.705 mW/g
Maximum value of SAR (measured) = 1.31 mW/g



0 dB = 1.31mW/g

#104 802.11b_Back_1.5cm_Ch1

DUT: 1D0814

Communication System: 802.11b ; Frequency: 2412 MHz;Duty Cycle: 1:1
Medium: MSL_2450_110618 Medium parameters used: f = 2412 MHz; σ = 1.88 mho/m; ε_r = 53.4; ρ = 1000 kg/m^3
Ambient Temperature：22.6 ℃; Liquid Temperature：21.7 ℃

DASY4 Configuration:
- Probe: EX3DV4 - SN3697; ConvF(7.02, 7.02, 7.02); Calibrated: 2010/11/23
- Sensor-Surface: 4mm (Mechanical Surface Detection)
- Electronics: DAE3 Sn495; Calibrated: 2011/4/28
- Phantom: SAM_Right; Type: SAM; Serial: TP-1303
- Measurement SW: DASY4, V4.7 Build 80; Postprocessing SW: SEMCAD, V1.8 Build 186

Ch1/Area Scan (51x91x1): Measurement grid: dx=20mm, dy=20mm
Maximum value of SAR (interpolated) = 0.213 mW/g

Ch1/Zoom Scan (5x5x7)/Cube 0: Measurement grid: dx=8mm, dy=8mm, dz=5mm
Reference Value = 1.21 V/m; Power Drift = -0.021 dB
Peak SAR (extrapolated) = 0.292 W/kg
SAR(1 g) = 0.169 mW/g; SAR(10 g) = 0.095 mW/g
Maximum value of SAR (measured) = 0.176 mW/g

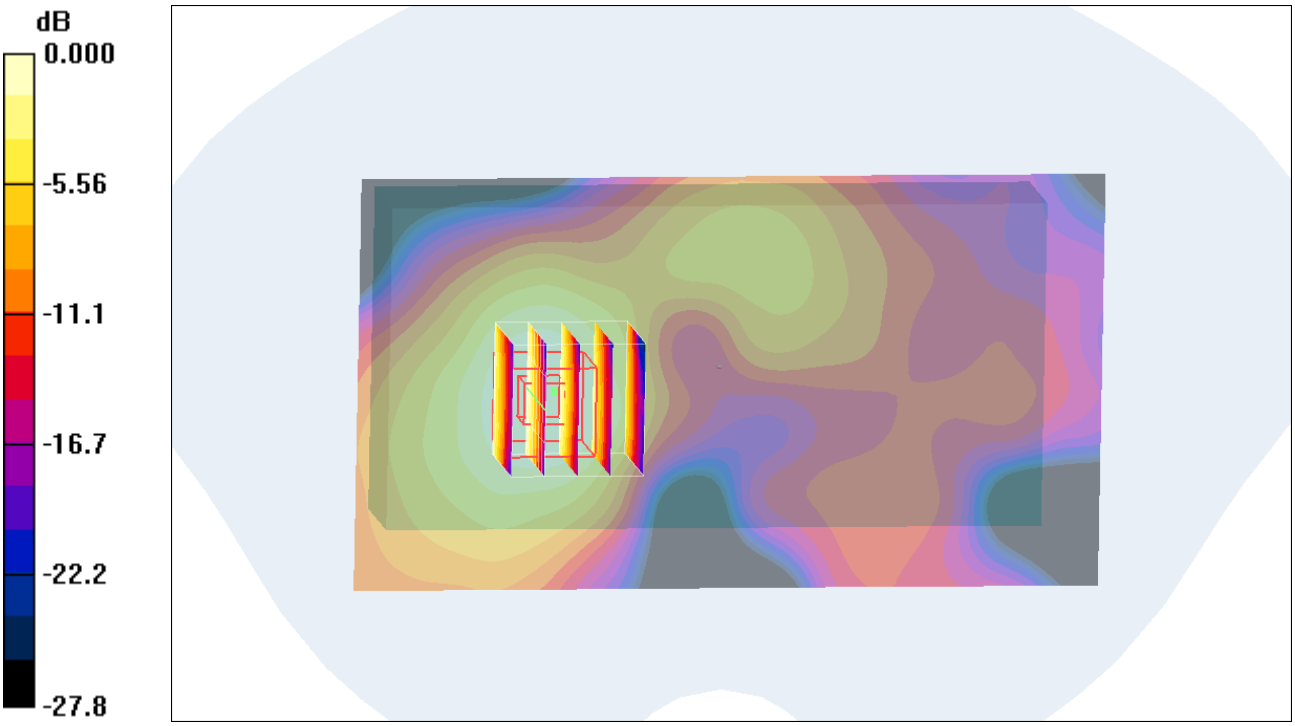

0 dB = 0.176mW/g

#106 802.11b_Back_1.5cm_Ch1_Charger Snap1

DUT: 1D0814

Communication System: 802.11b ; Frequency: 2412 MHz;Duty Cycle: 1:1
Medium: MSL_2450_110618 Medium parameters used: f = 2412 MHz; σ = 1.88 mho/m; ε_r = 53.4; ρ = 1000 kg/m^3
Ambient Temperature：22.6 ℃; Liquid Temperature：21.7 ℃

DASY4 Configuration:
- Probe: EX3DV4 - SN3697; ConvF(7.02, 7.02, 7.02); Calibrated: 2010/11/23
- Sensor-Surface: 4mm (Mechanical Surface Detection)
- Electronics: DAE3 Sn495; Calibrated: 2011/4/28
- Phantom: SAM_Right; Type: SAM; Serial: TP-1303
- Measurement SW: DASY4, V4.7 Build 80; Postprocessing SW: SEMCAD, V1.8 Build 186

Ch1/Area Scan (51x111x1): Measurement grid: dx=20mm, dy=20mm
Maximum value of SAR (interpolated) = 0.218 mW/g

Ch1/Zoom Scan (5x5x7)/Cube 0: Measurement grid: dx=8mm, dy=8mm, dz=5mm
Reference Value = 1.16 V/m; Power Drift = -0.143 dB
Peak SAR (extrapolated) = 0.279 W/kg
SAR(1 g) = 0.170 mW/g; SAR(10 g) = 0.094 mW/g
Maximum value of SAR (measured) = 0.182 mW/g

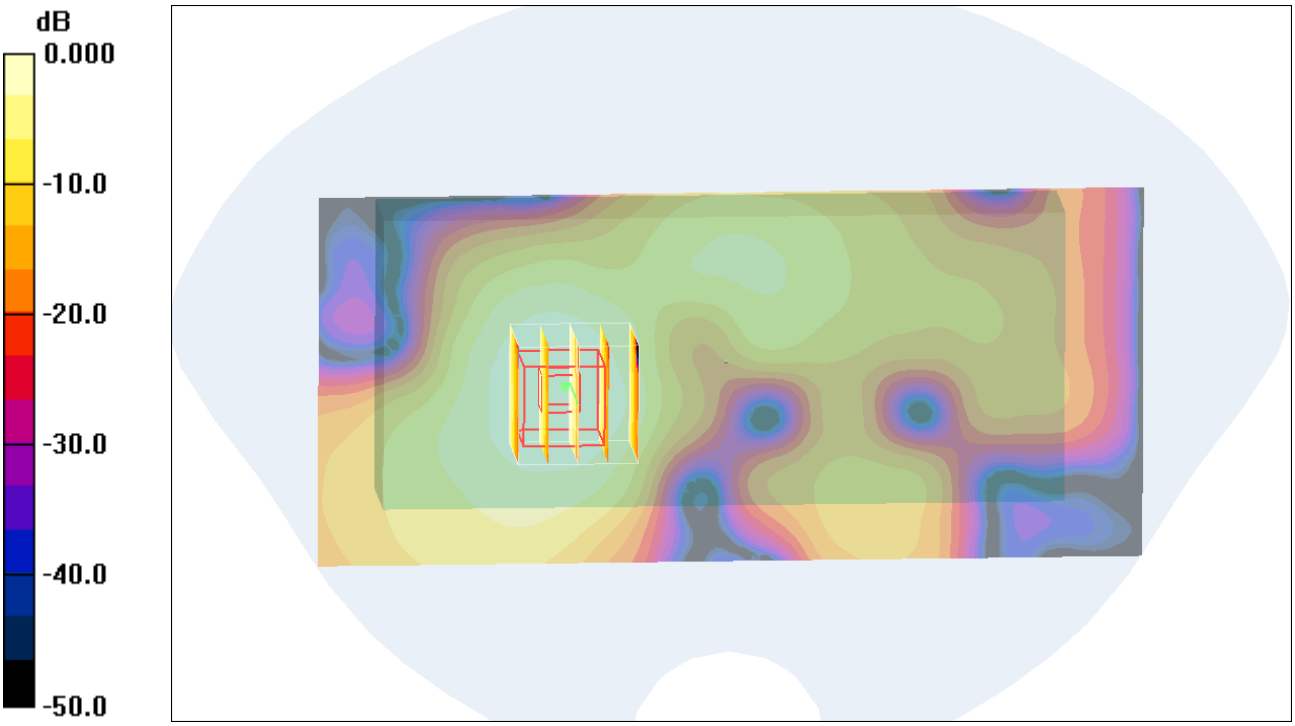

0 dB = 0.182mW/g

#76 802.11b_Back_1.5cm_Ch1_Charger Snap2

DUT: 1D0814

Communication System: 802.11b ; Frequency: 2412 MHz;Duty Cycle: 1:1
Medium: MSL_2450_120331 Medium parameters used: f = 2412 MHz; σ = 1.91 mho/m; ε_r = 54; ρ = 1000 kg/m^3
Ambient Temperature：22.6 ℃； Liquid Temperature：21.6 ℃

DASY4 Configuration:
- Probe: EX3DV4 - SN3792; ConvF(6.67, 6.67, 6.67); Calibrated: 2011/6/20
- Sensor-Surface: 4mm (Mechanical Surface Detection)
- Electronics: DAE3 Sn577; Calibrated: 2011/6/20
- Phantom: SAM-Right; Type: QD 000 P40 C; Serial: TP-1383
- Measurement SW: DASY4, V4.7 Build 80; Postprocessing SW: SEMCAD, V1.8 Build 186

Ch1/Area Scan (71x141x1): Measurement grid: dx=15mm, dy=15mm
Maximum value of SAR (interpolated) = 0.256 mW/g

Ch1/Zoom Scan (5x5x7)/Cube 0: Measurement grid: dx=8mm, dy=8mm, dz=5mm
Reference Value = 2.17 V/m; Power Drift = -0.041 dB
Peak SAR (extrapolated) = 0.373 W/kg
SAR(1 g) = 0.213 mW/g; SAR(10 g) = 0.119 mW/g
Maximum value of SAR (measured) = 0.234 mW/g

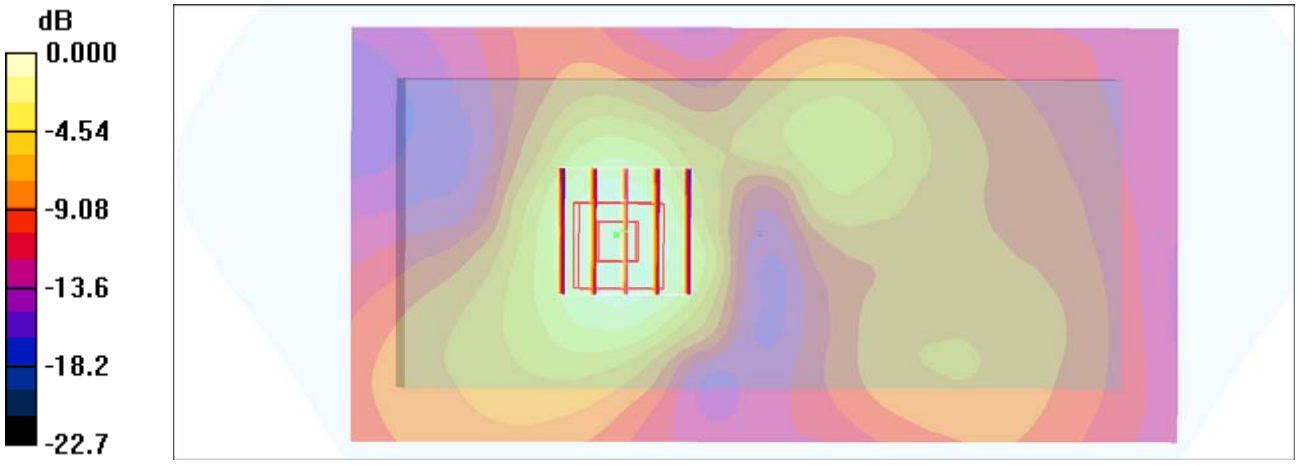

0 dB = 0.234mW/g

#76 802.11b_Back_1.5cm_Ch1_Charger Snap2_2D

DUT: 1D0814

Communication System: 802.11b ; Frequency: 2412 MHz;Duty Cycle: 1:1
Medium: MSL_2450_120331 Medium parameters used: f = 2412 MHz; σ = 1.91 mho/m; ε_r = 54; ρ = 1000 kg/m^3
Ambient Temperature：22.6 ℃； Liquid Temperature：21.6 ℃

DASY4 Configuration:
- Probe: EX3DV4 - SN3792; ConvF(6.67, 6.67, 6.67); Calibrated: 2011/6/20
- Sensor-Surface: 4mm (Mechanical Surface Detection)
- Electronics: DAE3 Sn577; Calibrated: 2011/6/20
- Phantom: SAM-Right; Type: QD 000 P40 C; Serial: TP-1383
- Measurement SW: DASY4, V4.7 Build 80; Postprocessing SW: SEMCAD, V1.8 Build 186

Ch1/Area Scan (71x141x1): Measurement grid: dx=15mm, dy=15mm
Maximum value of SAR (interpolated) = 0.256 mW/g

Ch1/Zoom Scan (5x5x7)/Cube 0: Measurement grid: dx=8mm, dy=8mm, dz=5mm
Reference Value = 2.17 V/m; Power Drift = -0.041 dB
Peak SAR (extrapolated) = 0.373 W/kg
SAR(1 g) = 0.213 mW/g; SAR(10 g) = 0.119 mW/g
Maximum value of SAR (measured) = 0.234 mW/g

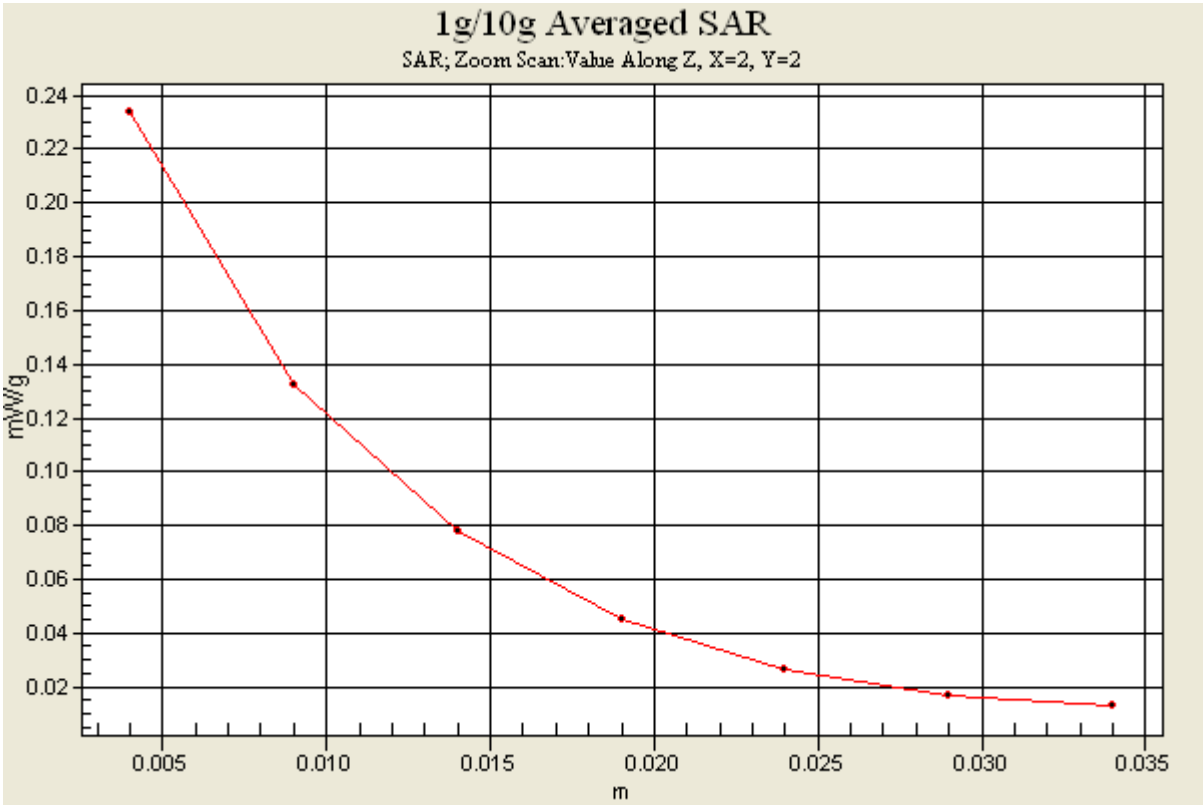

#120 802.11a_Back_1.5cm_Ch36

DUT:1D0814

Communication System: 802.11a; Frequency: 5180 MHz;Duty Cycle: 1:1
Medium: MSL_5G_110615 Medium parameters used : f = 5180 MHz; σ = 5.25 mho/m; ε_r = 47.6; ρ = 1000 kg/m^3
Ambient Temperature：22.6 ℃； Liquid Temperature：21.6 ℃

DASY4 Configuration:
- Probe: EX3DV4 - SN3731; ConvF(3.87, 3.87, 3.87); Calibrated: 2010/9/20
- Sensor-Surface: 2mm(Mechanical Surface Detection)
- Electronics: DAE3 Sn495; Calibrated: 2011/4/28
- Phantom: SAM_Right; Type: SAM; Serial: TP-1303
- Measurement SW: DASY4, V4.7 Build 80; Postprocessing SW: SEMCAD, V1.8 Build 186

Ch36/Area Scan (101x181x1): Measurement grid: dx=10mm, dy=10mm
Maximum value of SAR (interpolated) = 0.141 mW/g

Ch36/Zoom Scan (8x8x10)/Cube 0: Measurement grid: dx=4mm, dy=4mm, dz=2.5mm
Reference Value = 0.000 V/m; Power Drift = 0.000 dB
Peak SAR (extrapolated) = 0.223 W/kg
SAR(1 g) = 0.097 mW/g; SAR(10 g) = 0.038 mW/g
Maximum value of SAR (measured) = 0.153 mW/g

Ch36/Zoom Scan (8x8x10)/Cube 1: Measurement grid: dx=4mm, dy=4mm, dz=2.5mm
Reference Value = 0.000 V/m; Power Drift = 0.000 dB
Peak SAR (extrapolated) = 0.155 W/kg
SAR(1 g) = 0.039 mW/g; SAR(10 g) = 0.012 mW/g
Maximum value of SAR (measured) = 0.094 mW/g

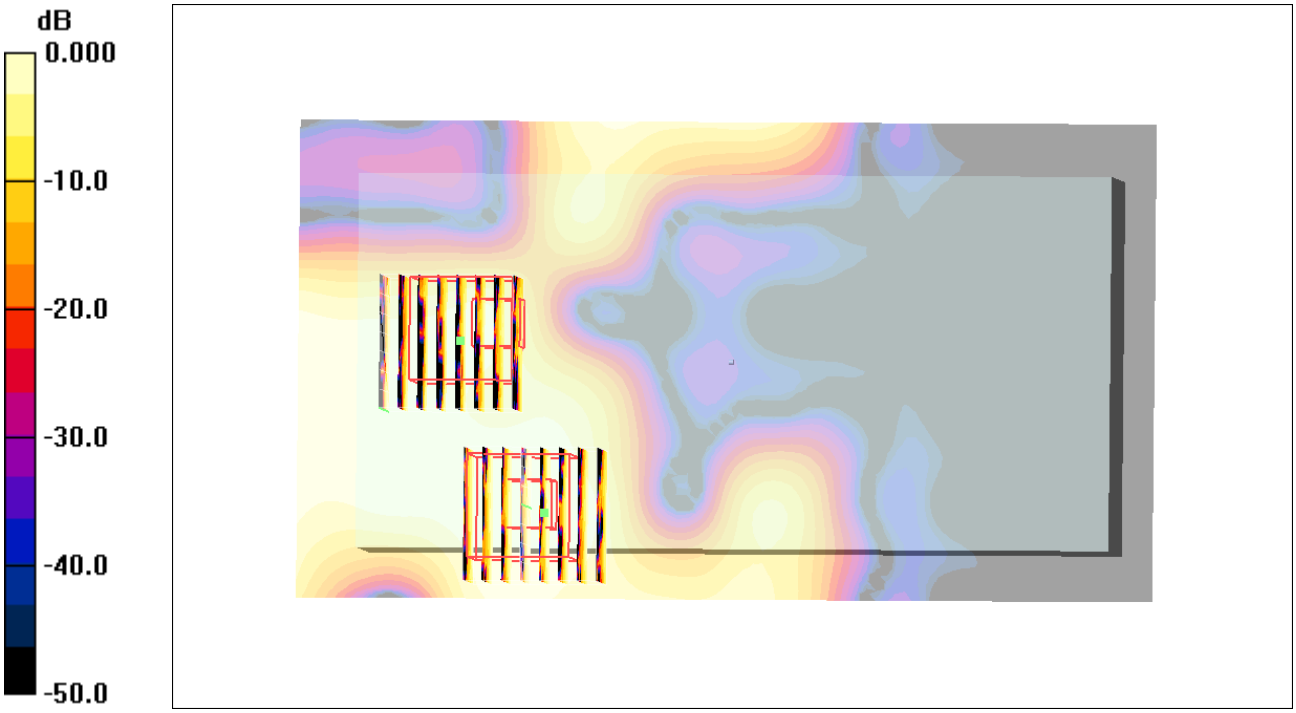

0 dB = 0.094mW/g

#121 802.11a_Back_1.5cm_Ch52

DUT: 1D0814

Communication System: 802.11a; Frequency: 5260 MHz;Duty Cycle: 1:1
Medium: MSL_5G_110615 Medium parameters used : f = 5260 MHz; σ = 5.34 mho/m; ε_r = 47.4; ρ = 1000 kg/m^3
Ambient Temperature：22.6 ℃； Liquid Temperature：21.6 ℃

DASY4 Configuration:
- Probe: EX3DV4 - SN3731; ConvF(3.63, 3.63, 3.63); Calibrated: 2010/9/20
- Sensor-Surface: 2mm(Mechanical Surface Detection)
- Electronics: DAE3 Sn495; Calibrated: 2011/4/28
- Phantom: SAM_Right; Type: SAM; Serial: TP-1303
- Measurement SW: DASY4, V4.7 Build 80; Postprocessing SW: SEMCAD, V1.8 Build 186

Ch52/Area Scan (101x181x1): Measurement grid: dx=10mm, dy=10mm
Maximum value of SAR (interpolated) = 0.191 mW/g

Ch52/Zoom Scan (8x8x10)/Cube 0: Measurement grid: dx=4mm, dy=4mm, dz=2.5mm
Reference Value = 0.771 V/m; Power Drift = -0.099 dB
Peak SAR (extrapolated) = 0.271 W/kg
SAR(1 g) = 0.139 mW/g; SAR(10 g) = 0.059 mW/g
Maximum value of SAR (measured) = 0.210 mW/g

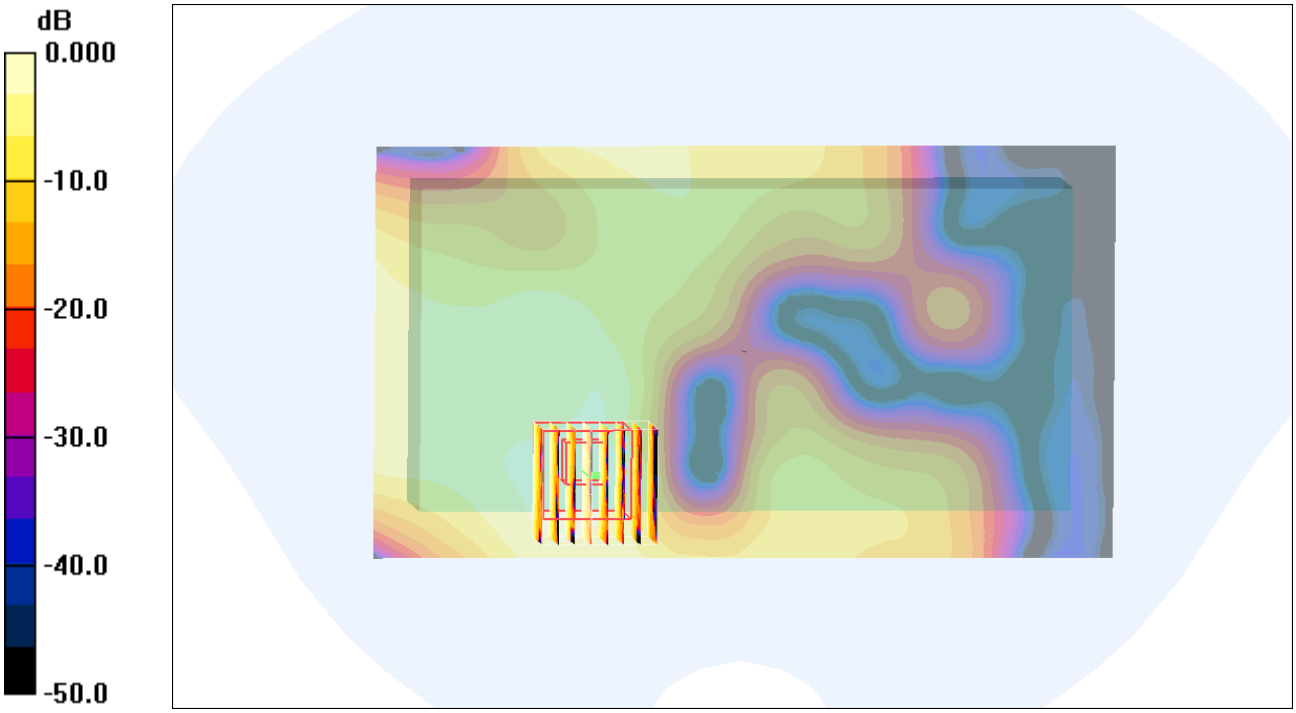

0 dB = 0.210mW/g

#122 802.11a_Back_1.5cm_Ch136

DUT: 1D0814

Communication System: 802.11a; Frequency: 5680 MHz;Duty Cycle: 1:1
Medium: MSL_5G_110615 Medium parameters used : f = 5680 MHz; σ = 5.96 mho/m; ε_r = 46.7; ρ = 1000 kg/m^3
Ambient Temperature：22.6 ℃； Liquid Temperature：21.6 ℃

DASY4 Configuration:
- Probe: EX3DV4 - SN3731; ConvF(3.2, 3.2, 3.2); Calibrated: 2010/9/20
- Sensor-Surface: 2mm(Mechanical Surface Detection)
- Electronics: DAE3 Sn495; Calibrated: 2011/4/28
- Phantom: SAM_Right; Type: SAM; Serial: TP-1303
- Measurement SW: DASY4, V4.7 Build 80; Postprocessing SW: SEMCAD, V1.8 Build 186

Ch136/Area Scan (101x181x1): Measurement grid: dx=10mm, dy=10mm
Maximum value of SAR (interpolated) = 0.201 mW/g

Ch136/Zoom Scan (8x8x10)/Cube 0: Measurement grid: dx=4mm, dy=4mm, dz=2.5mm
Reference Value = 0.611 V/m; Power Drift = -0.11 dB
Peak SAR (extrapolated) = 0.388 W/kg
SAR(1 g) = 0.190 mW/g; SAR(10 g) = 0.086 mW/g
Maximum value of SAR (measured) = 0.297 mW/g

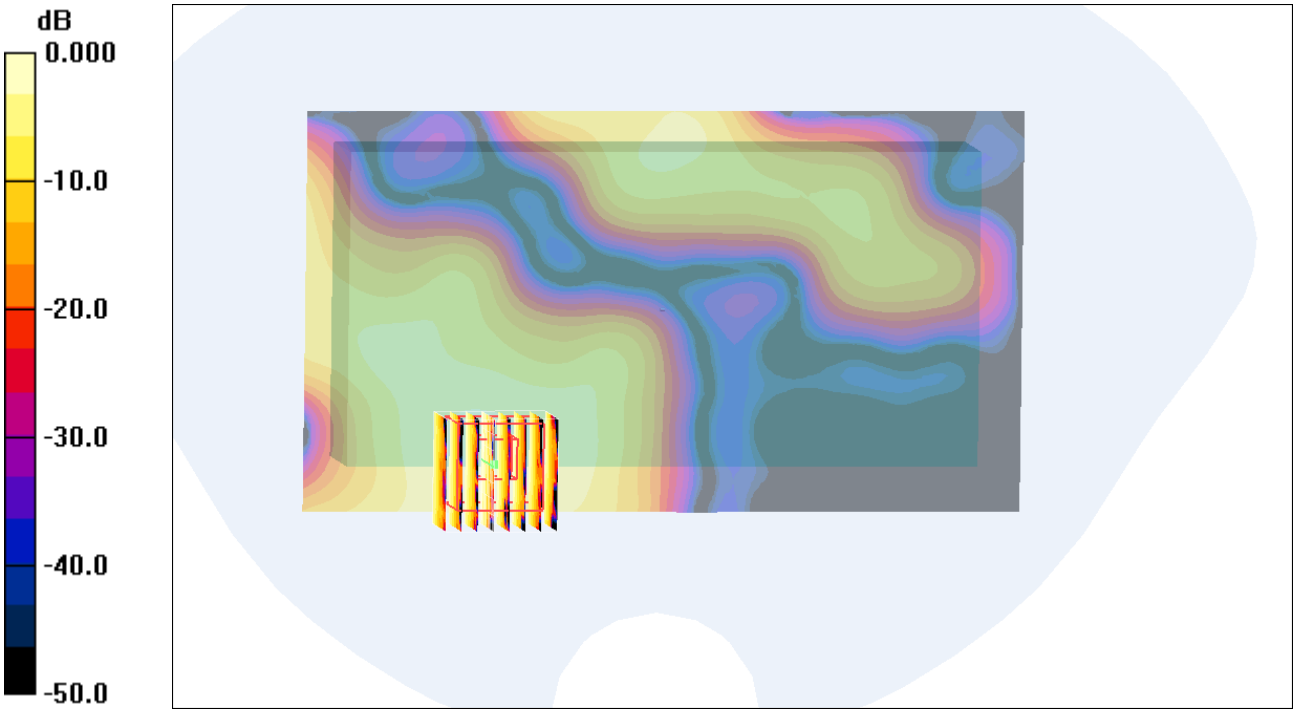

0 dB = 0.297mW/g

#123 802.11a_Back_1.5cm_Ch165

DUT: 1D0814

Communication System: 802.11a; Frequency: 5825 MHz;Duty Cycle: 1:1
Medium: MSL_5G_110615 Medium parameters used (interpolated): f = 5825 MHz; σ = 6.24 mho/m; ε_r = 46.4; ρ = 1000 kg/m^3
Ambient Temperature：22.3 ℃; Liquid Temperature：21.3 ℃

DASY4 Configuration:
- Probe: EX3DV4 - SN3731; ConvF(3.55, 3.55, 3.55); Calibrated: 2010/9/20
- Sensor-Surface: 2mm(Mechanical Surface Detection)
- Electronics: DAE3 Sn495; Calibrated: 2011/4/28
- Phantom: SAM_Right; Type: SAM; Serial: TP-1303
- Measurement SW: DASY4, V4.7 Build 80; Postprocessing SW: SEMCAD, V1.8 Build 186

Ch165/Area Scan (101x181x1): Measurement grid: dx=10mm, dy=10mm
Maximum value of SAR (interpolated) = 0.227 mW/g

Ch165/Zoom Scan (8x8x10)/Cube 0: Measurement grid: dx=4mm, dy=4mm, dz=2.5mm
Reference Value = 1.29 V/m; Power Drift = 0.184 dB
Peak SAR (extrapolated) = 0.448 W/kg
SAR(1 g) = 0.210 mW/g; SAR(10 g) = 0.095 mW/g
Maximum value of SAR (measured) = 0.329 mW/g

Ch165/Zoom Scan (8x8x10)/Cube 1: Measurement grid: dx=4mm, dy=4mm, dz=2.5mm
Reference Value = 1.29 V/m; Power Drift = 0.184 dB
Peak SAR (extrapolated) = 0.301 W/kg
SAR(1 g) = 0.141 mW/g; SAR(10 g) = 0.056 mW/g
Maximum value of SAR (measured) = 0.228 mW/g



0 dB = 0.228mW/g

#125 802.11a_Back_1.5cm_Ch165_Charger Snap1

DUT:1D0814

Communication System: 802.11a; Frequency: 5825 MHz;Duty Cycle: 1:1
Medium: MSL_5G_110615 Medium parameters used: f = 5825 MHz; σ = 6.24 mho/m; ε_r = 46.4; ρ = 1000 kg/m^3
Ambient Temperature：22.6 ℃; Liquid Temperature：21.6 ℃

DASY4 Configuration:
- Probe: EX3DV4 - SN3731; ConvF(3.55, 3.55, 3.55); Calibrated: 2010/9/20
- Sensor-Surface: 2mm (Mechanical Surface Detection)
- Electronics: DAE3 Sn495; Calibrated: 2011/4/28
- Phantom: SAM_Right; Type: SAM; Serial: TP-1303
- Measurement SW: DASY4, V4.7 Build 80; Postprocessing SW: SEMCAD, V1.8 Build 186

Ch165/Area Scan (101x221x1): Measurement grid: dx=10mm, dy=10mm
Maximum value of SAR (interpolated) = 0.115 mW/g

Ch165/Zoom Scan (8x8x10)/Cube 0: Measurement grid: dx=4mm, dy=4mm, dz=2.5mm
Reference Value = 0.000 V/m; Power Drift = 0.000 dB
Peak SAR (extrapolated) = 0.310 W/kg
SAR(1 g) = 0.097 mW/g; SAR(10 g) = 0.039 mW/g
Maximum value of SAR (measured) = 0.161 mW/g

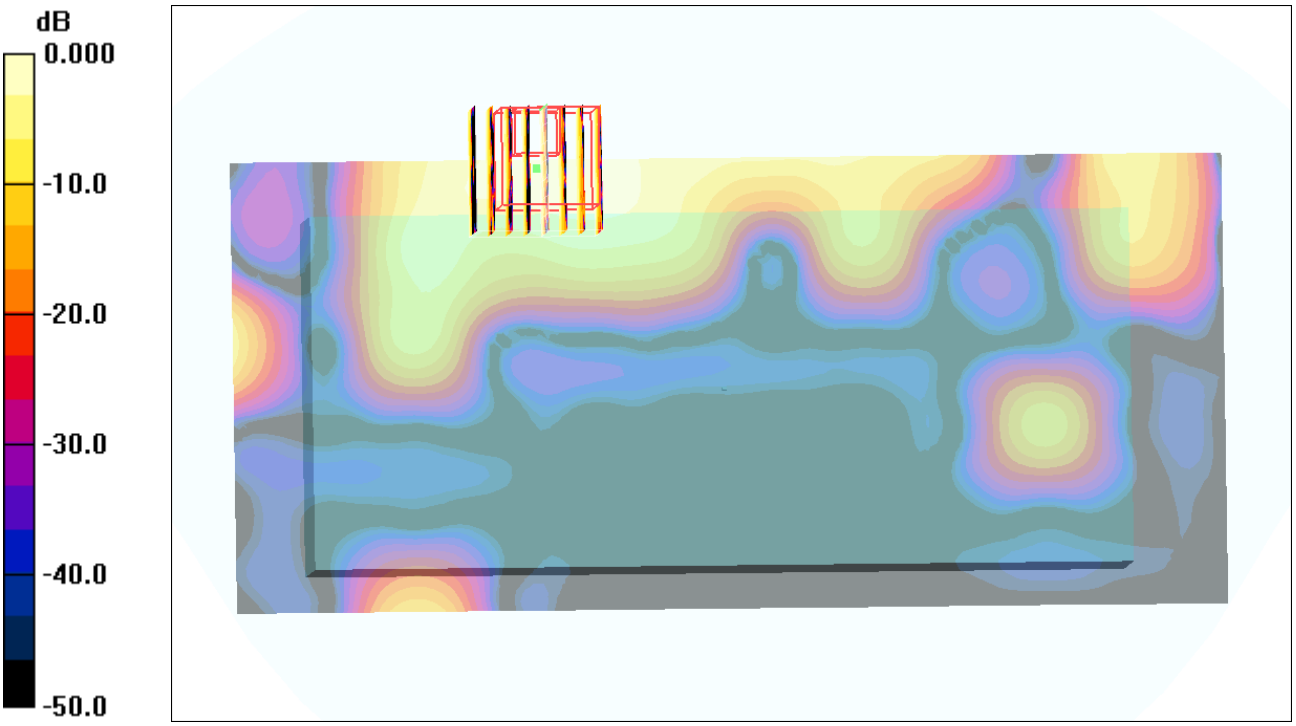

0 dB = 0.161mW/g

#124 802.11a_Back_1.5cm_Ch165_Charger Snap2

DUT: 1D0814

Communication System: 802.11a; Frequency: 5825 MHz;Duty Cycle: 1:1
Medium: MSL_5G_110615 Medium parameters used: f = 5825 MHz; σ = 6.24 mho/m; ε_r = 46.4; ρ = 1000 kg/m^3
Ambient Temperature：22.3 ℃; Liquid Temperature：21.6 ℃

DASY4 Configuration:
- Probe: EX3DV4 - SN3731; ConvF(3.55, 3.55, 3.55); Calibrated: 2010/9/20
- Sensor-Surface: 2mm(Mechanical Surface Detection)
- Electronics: DAE3 Sn495; Calibrated: 2011/4/28
- Phantom: SAM_Right; Type: SAM; Serial: TP-1303
- Measurement SW: DASY4, V4.7 Build 80; Postprocessing SW: SEMCAD, V1.8 Build 186

Ch165/Area Scan (101x221x1): Measurement grid: dx=10mm, dy=10mm
Maximum value of SAR (interpolated) = 0.150 mW/g

Ch165/Zoom Scan (8x8x10)/Cube 0: Measurement grid: dx=4mm, dy=4mm, dz=2.5mm
Reference Value = 0.000 V/m; Power Drift = 0.000 dB
Peak SAR (extrapolated) = 0.222 W/kg
SAR(1 g) = 0.100 mW/g; SAR(10 g) = 0.035 mW/g
Maximum value of SAR (measured) = 0.166 mW/g

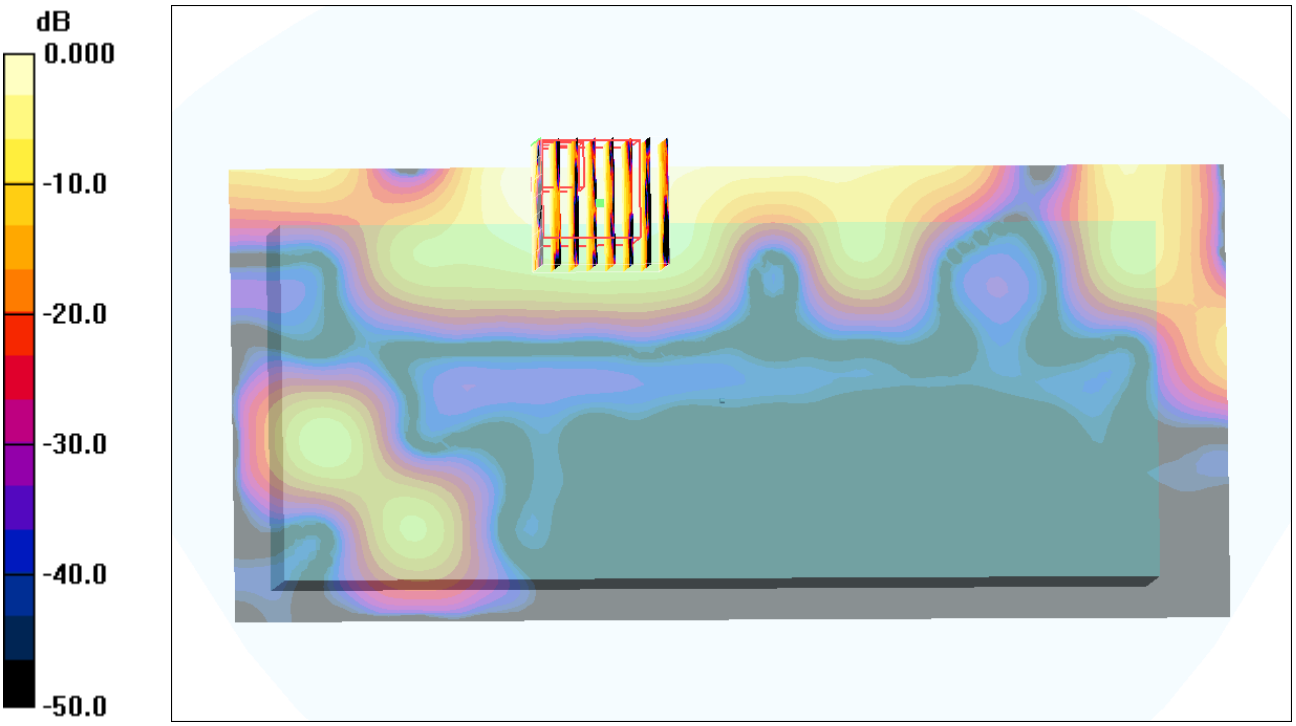

0 dB = 0.166mW/g