WPD-900

User Guide

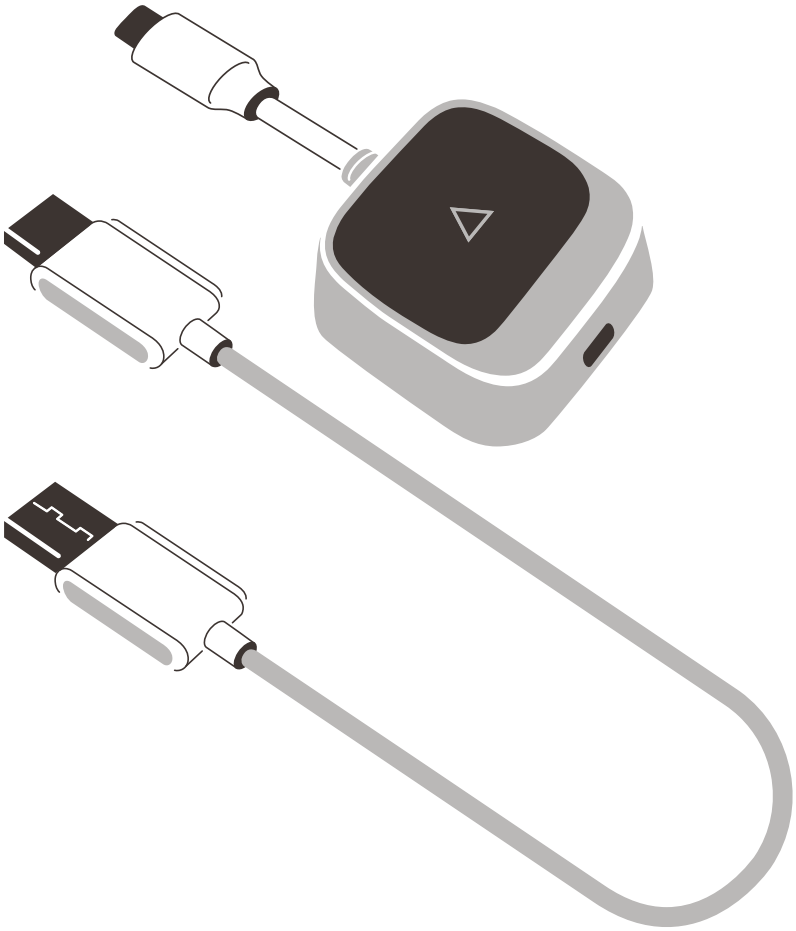

IMPORTANT: Please read this User Guide to obtain important information on installing and using your product in a safe manner, as well as registering your product for future service. Warranty information contained in this User Guide will describe your limited coverage from ViewSonic® Corporation, which is also found on our web site at http://www.viewsonic.com in English, or in specific languages using the Regional selection box of our website.

Model No. VS20455, VS20541
P/N: WPD-900

Thank you for choosing ViewSonic®

As a world-leading provider of visual solutions, ViewSonic® is dedicated to exceeding the world's expectations for technological evolution, innovation, and simplicity. At ViewSonic®, we believe that our products have the potential to make a positive impact in the world, and we are confident that the ViewSonic® product you have chosen will serve you well.

Once again, thank you for choosing ViewSonic®!

Contents

Introduction 4

Package Contents 4

Product Overview 5

Receiver 5

Transmitter 5

Making Connections 6

Connecting the Receiver 6

Connecting the Transmitter 7

Casting without a Transmitter 8

Miracast 8

Windows Extend/Cast 8

Screen Mirroring for iOS 8

macOS Extend/Mirroring 9

Appendix 10

Specifications 10

Regulatory and Service Information 11

Compliance Information 11

FCC Compliance Statement 11

Industry Canada Statement 11

FCC Radiation Exposure Statement 12

SAR Statement 12

IC Warning Statement 12

Country Code Statement 13

IC Radiation Exposure Statement 13

CE Conformity for European Countries 13

Declaration of RoHS2 Compliance 14

Indian Restriction of Hazardous Substances 15

Product Disposal at End of Product Life 15

Copyright Information 16

Customer Service 17

Introduction

Package Contents



Receiver

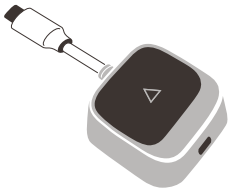

Transmitter

NOTE: If anything is missing or damaged, please contact your local reseller for more information.

Product Overview

Receiver

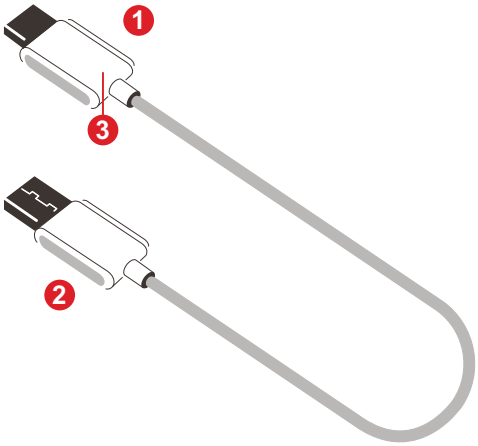

Number	Item	Description
1	**HDMI[1] Output**	Version 1.4; connect to a projection device.
2	**USB A[2] Input**	For power input only (5V/0.5A).
3	**Reset**	For pairing and resetting to default settings.

Transmitter

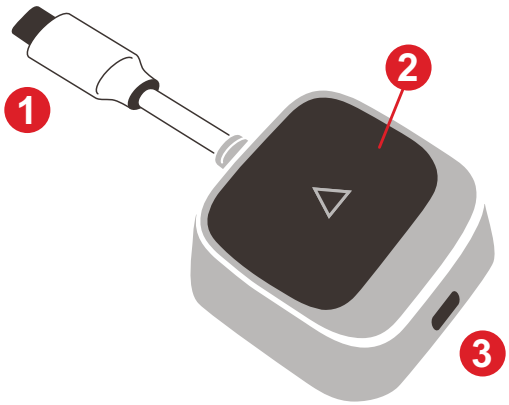

Number	Item	Description
1	**USB C[3] Input**	Display input; connect to the casting device (e.g., laptop, mobile phone, tablet).
2	**Pair Button**	• Press to turn casting ON/OFF as the display signal is transmitting. • Press and hold for five seconds to enter pairing mode (if needed)
3	**USB C Power Input**	• Extra USB C port for pass-through charging • Allows simultaneous connection to a power adapter while casting (supports up to 60W PD power input).

[1] Compatible with HDMI 1.4.
[2] Compatible with USB A.
[3] Compatible with USB C. Ensure your device supports video output and power delivery via USB C port (DisplayPort Alternative Mode on USB C).

Making Connections

Connecting the Receiver

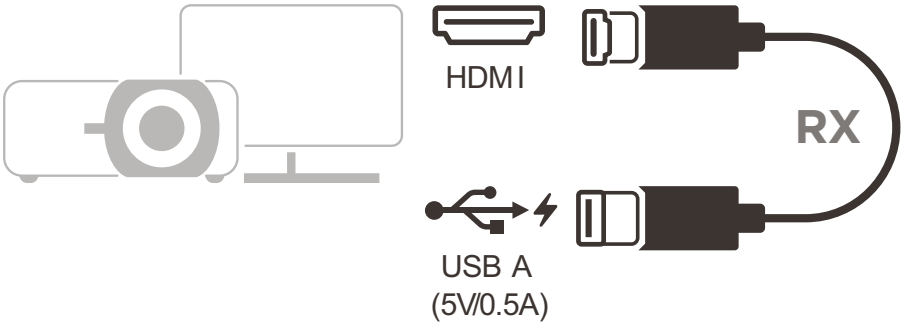

1. Connect the Receiver's HDMI Output to an **HDMI** port of the projector.

   NOTE: Ensure the projector or monitor is also turned on.

2. Plug the Receiver's USB A Input into the **USB A** port of the projector that can provide 5V/0.5A power.

Connecting the Transmitter

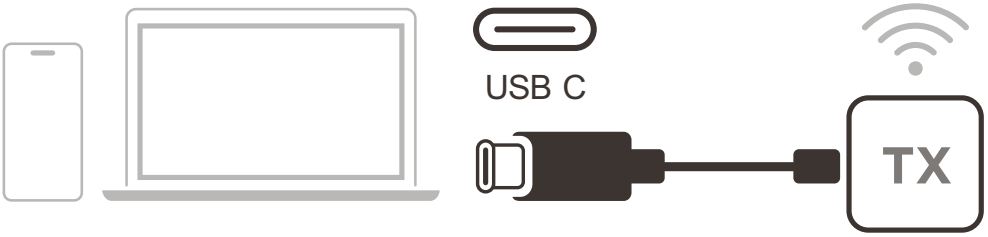

1. Connect the Transmitter's USB C Input to a **USB C** port of the casting device (e.g. laptop, mobile phone, tablet).
2. Once connected, please wait for a few seconds for the casting device's screen to cast automatically.
3. Pressing the Pair Button will toggle casting on/off while the casting device is transmitting.
4. The transmitter's USB C power input port supports pass-through charging for mobile devices, with a maximum of 60W PD.

NOTE:

- Ensure your device supports video output and power delivery via USB C port (DisplayPort Alternative Mode on USB C).
- Casting is supported for all laptops, including those running Windows and macOS, as well as Android and Apple devices with DP Alt output.
- Duplicate and Extend mode for Windows/macOS systems are supported.
- To reset to default settings, press the Reset Button for five seconds.
- Genuine HDCP (High-bandwidth Digital Content Protection) for DRM (Digital Rights Management) streaming is supported.

Casting without a Transmitter

The WPD-900 receiver supports point-to-point casting for Android, Windows, iOS, and macOS. Connect the receiver to power and the screen, then follow the below steps to cast content.

Miracast

If your Android devices support Smart View on Samsung, Multi-screen on Huawei, Multi-screen Interaction on OPPO, etc. directly select the display device.

NOTE: Google devices do not support Miracast.

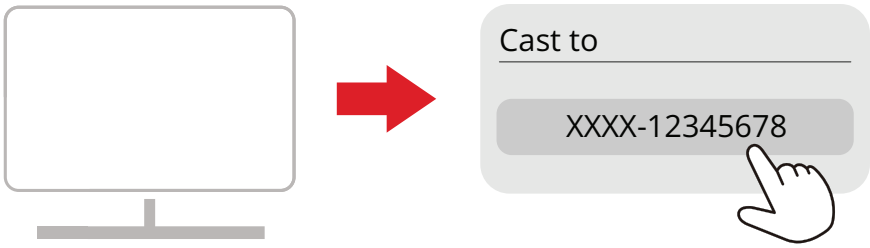

Windows Extend/Cast

Press the 'Windows key' and 'K' simultaneously, and select the display device from the available display devices. You can also press the 'Windows key' and 'P' to change the display settings to extend the screen.

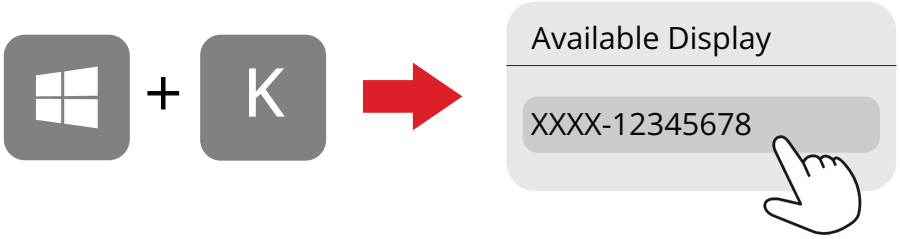

Screen Mirroring for iOS

Swipe and select **Screen Mirroring**, then choose the display device.

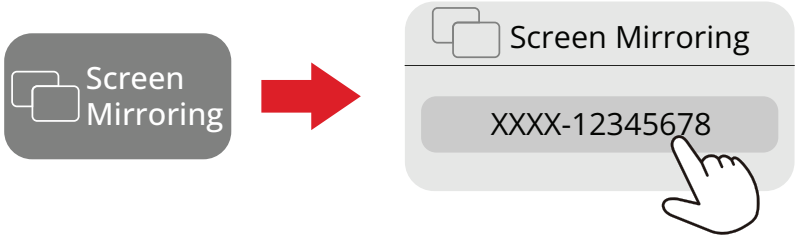

macOS Extend/Mirroring

Click the icon in the top bar on your computer and select to mirror or extend the display to the display device. You can also click **Use As Separate Display** to extend the screen.

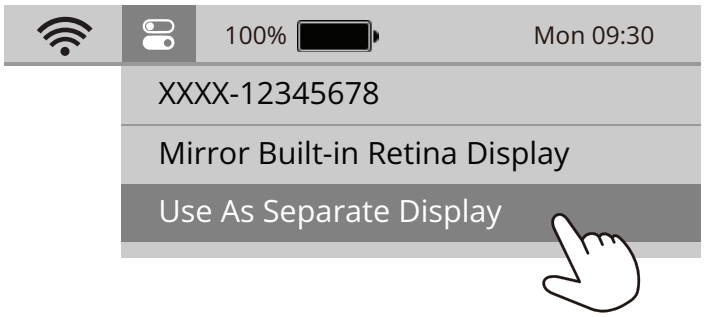

Appendix

Specifications

Category	Specifications	
Function	Transmitter	Receiver
Wi-Fi	5 GHz 1T1R	5 GHz/2.4 GHz 1T1R
HDCP Support	HDCP 1.4	HDCP 1.4
Video support	up to 1080p @ 60 Hz	up to 1080p @ 60 Hz
Audio support	2 channels, PCM	2 channels, PCM
Interface	**Specifications**	
HDMI	N/A	1
USB C[1]	2 (video x 1; power input support up to 60W PD x 1)	N/A
USB A	N/A	1 (only for power input)
Physical Buttons	**Specifications**	
Pair Button	1	1 (Pin hole)
Miscellaneous	**Specifications**	
Power Input	5V/1A	5V/0.5A
Power Consumption	3W	1.5W
Physical Dimension (W x H x D)	87 x 42 x 15 mm	706 x 25 x 11 mm
	3.43” x 1.65” x 0.59”	27.80” x 0.98” x 0.43”
Weight	23 g	27.5 g
	0.05 lb	0.06 lb
Operating Temperature	0° C to 35° C.	
	32° F to 95° F	
Operating Humidity	10% to 90% (non-condensing)	

[1] Ensure your device supports video output and power delivery via USB C port (DisplayPort Alternative Mode on USB C).

Regulatory and Service Information

Compliance Information

This section addresses all connected requirements and statements regarding regulations. Confirmed corresponding applications shall refer to nameplate labels and relevant markings on the unit.

FCC Compliance Statement

This device complies with part 15 of FCC Rules. Operation is subject to the following two conditions: (1) this device may not cause harmful interference, and (2) this device must accept any interference received, including interference that may cause undesired operation. This equipment has been tested and found to comply with the limits for a Class B digital device, pursuant to part 15 of the FCC Rules.

These limits are designed to provide reasonable protection against harmful interference in a residential installation. This equipment generates, uses, and can radiate radio frequency energy, and if not installed and used in accordance with the instructions, may cause harmful interference to radio communications. However, there is no guarantee that interference will not occur in a particular installation. If this equipment does cause harmful interference to radio or television reception, which can be determined by turning the equipment off and on, the user is encouraged to try to correct the interference by one or more of the following measures:

- Reorient or relocate the receiving antenna.
- Increase the separation between the equipment and receiver.
- Connect the equipment into an outlet on a circuit different from that to which the receiver is connected.
- Consult the dealer or an experienced radio/TV technician for help.

Warning: You are cautioned that changes or modifications not expressly approved by the party responsible for compliance could void your authority to operate the equipment.

Industry Canada Statement

This Class B digital apparatus complies with Canadian ICES-003.
Cet appareil numérique de classe B est conforme à la norme NMB-003 du Canada.

CAN ICES(B) / NMB(B)

FCC Radiation Exposure Statement

This equipment complies with FCC radiation exposure limits set forth for an uncontrolled environment. End users must follow the specific operating instructions for satisfying RF exposure compliance.

This transmitter must not be co-located or operating in conjunction with any other antenna or transmitter. This equipment should be installed and operated with a minimum distance of 20 centimeters between the radiator and your body.

The users manual or instruction manual for an intentional or unintentional radiator shall caution the user that changes or modifications not expressly approved by the party responsible for compliance could void the user's authority to operate the equipment.

VS20455 FCC ID:GSSVS20455 VS20541 FCC ID:GSSVS20541

SAR Statement

This device meets the government's requirements for exposure to radio waves. This device is designed and manufactured not to exceed the emission limits for exposure to radio frequency (RF) energy set by the Federal Communications Commission of the U.S. Government.

The SAR limit set by the FCC is 1.6W/Kg. For body-worn operation, this device has been tested and meets the FCC RF exposure guidelines for use with an accessory that contains no metal and positions the device a minimum of 0 mm from the body. RF exposure compliance with any body-worn accessory that contains metal was not tested and certified. And use of such body-worn accessory should be avoided. Accessory available in market and must be used to keep use distance 0 mm from EUT to body-worn operation.

IC Warning Statement

This device complies with Industry Canada license- exempt RSS standard(s). Operation is subject to the following two conditions: (1) this device may not cause interference, and (2) this device must accept any interference, including interference that may cause undesired operation of the device.

Le présent appareil est conforme aux CNR d'Industrie Canada applicables aux appareils radio exempts de licence. L'exploitation est autorisée aux deux conditions suivantes : (1) l'appareil ne doit pas produire de brouillage, et (2) l'utilisateur de l'appareil doit accepter tout brouillage radioélectrique subi, méme si le brouillage est susceptible d'en compromettre le fonctionnement.

VS20455 IC ID:4280A-VS20455 VS20541 IC ID:4280A-VS20541

Country Code Statement

For product available in the USA/Canada market, only channel 1~11 can be operated. Selection of other channels is not possible.

Pour les produits disponibles aux États-Unis/Canada du marché, seul le canal 1 à 11 peuvent être exploités. Sélection d'autres canaux n'est pas possible.

IC Radiation Exposure Statement

This equipment complied with IC RSS-102 radiation exposure limits set forth for an uncontrolled environment. This equipment should be installed and operated with minimum distance 20 cm between the radiator & your body. The device for the band 5150-5825 MHz is only for indoor usage to reduce potential for harmful interference to co-channel mobile satellite systems.

Cet équipement est conforme aux limites d'exposition aux rayonnements IC établies pour un environnement non contrôlê. Cet équipement doit être installé et utilize avec un minimum de 20 cm de distance entre la source de rayonnement et votre corps. les dispositifs fonctionnant dans la bande 5150-5825 MHz sont réservés uniquement pour une utilisation à l'intérieur afin de réduire les risques de brouillage préjudiciable aux systèmes de satellites mobiles utilisant les mêmes canaux.

Radiation Exposure: This equipment complies with Canada radiation Exposure limits set forth for an uncontrolled environment to maintain compliance with IC's RF Exposure guidelines. This device and its antenna(s) must not be co-located or operation in conjunction with any other antenna or transmitter.

Exposition au rayonnement: cet équipement est conforme au rayonnement Canada Les limites d'exposition fixées pour un environnement non contrôlé afin de maintenir la conformité avec les lignes directrices d'exposition aux RF d'IC. Ce dispositif et ses antennes ne doivent pas être co-localisés ni fonctionner en conjonction avec une autre antenne ou un autre émetteur.

Operation in the band 5150-5250 MHz is only for indoor use to reduce the potential for harmful interference to co-channel mobile satellite systems.

La bande 5150-5250 MHz est réservés uniquement pour une utilisation à l'intérieur afin de réduire les risques de brouillage préjudiciable aux systèmes de satellites mobiles utilisant les mêmes canaux.

CE Conformity for European Countries

CE The device complies with the EMC Directive 2014/30/EU and Low Voltage Directive 2014/35/EU. Radio Equipment Directive 2014/53/EU and Ecodesign Directive 2009/125/EC.

The following information is only for EU-member states:

The mark shown to the right is in compliance with the Waste Electrical and Electronic Equipment Directive 2012/19/EU (WEEE). The mark indicates the requirement NOT to dispose of the equipment as unsorted municipal waste, but use the return and collection systems according to local law.

Declaration of RoHS2 Compliance

This product has been designed and manufactured in compliance with Directive 2011/65/EU of the European Parliament and the Council on restriction of the use of certain hazardous substances in electrical and electronic equipment (RoHS2 Directive) and is deemed to comply with the maximum concentration values issued by the European Technical Adaptation Committee (TAC) as shown below:

Substance	Proposed Maximum Concentration	Actual Concentration
Lead (Pb)	0.1%	< 0.1%
Mercury (Hg)	0.1%	< 0.1%
Cadmium (Cd)	0.01%	< 0.01%
Hexavalent Chromium ($Cr6^{+}$)	0.1%	< 0.1%
Polybrominated biphenyls (PBB)	0.1%	< 0.1%
Polybrominated diphenyl ethers (PBDE)	0.1%	< 0.1%
Bis(2-ethylhexyl) phthalate (DEHP)	0.1%	< 0.1%
Butyl benzyl phthalate (BBP)	0.1%	< 0.1%
Dibutyl phthalate (DBP)	0.1%	< 0.1%
Diisobutyl phthalate (DIBP)	0.1%	< 0.1%

Certain components of products as stated above are exempted under the Annex III of the RoHS2 Directives as noted below:

- Copper alloy containing up to 4% lead by weight.
- Lead in high melting temperature type solders (i.e. lead-based alloys containing 85% by weight or more lead).
- Electrical and electronic components containing lead in a glass or ceramic other than dielectric ceramic in capacitors, e.g. piezoelectronic devices, or in a glass or ceramic matrix compound.
- Lead in dielectric ceramic in capacitors for a rated voltage of 125V AC or 250V DC or higher.

Indian Restriction of Hazardous Substances

Restriction on Hazardous Substances statement (India). This product complies with the “India E-waste Rule 2011” and prohibits use of lead, mercury, hexavalent chromium, polybrominated biphenyls or polybrominated diphenyl ethers in concentrations exceeding 0.1 weight % and 0.01 weight % for cadmium, except for the exemptions set in Schedule 2 of the Rule.

Product Disposal at End of Product Life

ViewSonic® respects the environment and is committed to working and living green. Thank you for being part of Smarter, Greener Computing. Please visit the ViewSonic® website to learn more.

USA & Canada:

https://www.viewsonic.com/us/go-green-with-viewsonic

Europe:

https://www.viewsonic.com/eu/environmental-social-governance/recycle

Taiwan:

https://recycle.moenv.gov.tw/

For EU users, please contact us for any safety/accident issue experienced with this product:

ViewSonic Europe Limited
Haaksbergweg 75
1101 BR Amsterdam
Netherlands

+31 (0) 650608655

EPREL@viewsoniceurope.com

https://www.viewsonic.com/eu/

NCC警語：「取得審驗證明之低功率射頻器材，非經核准，公司、商號或使用者均不得擅自變更頻率、加大功率或變更原設計之特性及功能。低功率射頻器材之使用不得影響飛航安全及干擾合法通信；經發現有干擾現象時，應立即停用，並改善至無干擾時方得繼續使用。前述合法通信，指依電信管理法規定作業之無線電通信。低功率射頻器材須忍受合法通信或工業、科學及醫療用電波輻射性電機設備之干擾。」

應避免影響附近雷達系統之操作
高增益指向性天線只得應用於固定式點對點系統

Copyright Information

Copyright© ViewSonic® Corporation, 2025. All rights reserved.

Macintosh and Power Macintosh are registered trademarks of Apple Inc.

Microsoft, Windows, and the Windows logo are registered trademarks of Microsoft Corporation in the United States and other countries.

ViewSonic® and the three birds logo are registered trademarks of ViewSonic® Corporation.

VESA is a registered trademark of the Video Electronics Standards Association. DPMS, DisplayPort, and DDC are trademarks of VESA.

Disclaimer: ViewSonic® Corporation shall not be liable for technical or editorial errors or omissions contained herein; nor for incidental or consequential damages resulting from furnishing this material, or the performance or use of this product.

In the interest of continuing product improvement, ViewSonic® Corporation reserves the right to change product specifications without notice. Information in this document may change without notice.

No part of this document may be copied, reproduced, or transmitted by any means, for any purpose without prior written permission from ViewSonic® Corporation.

WDP-900_UG_ENG_1a_20250108

Customer Service

For technical support or product service, see the table below or contact your reseller.

NOTE: You will need the product's serial number.

Country/ Region	Website	Country/ Region	Website
Asia Pacific & Africa			
Australia	www.viewsonic.com/au/	Bangladesh	www.viewsonic.com/bd/
中国 (China)	www.viewsonic.com.cn	香港 (繁體中文)	www.viewsonic.com/hk/
Hong Kong (English)	www.viewsonic.com/hk-en/	India	www.viewsonic.com/in/
Indonesia	www.viewsonic.com/id/	Israel	www.viewsonic.com/il/
日本 (Japan)	www.viewsonic.com/jp/	Korea	www.viewsonic.com/kr/
Malaysia	www.viewsonic.com/my/	Middle East	www.viewsonic.com/me/
Myanmar	www.viewsonic.com/mm/	Nepal	www.viewsonic.com/np/
New Zealand	www.viewsonic.com/nz/	Pakistan	www.viewsonic.com/pk/
Philippines	www.viewsonic.com/ph/	Singapore	www.viewsonic.com/sg/
臺灣 (Taiwan)	www.viewsonic.com/tw/	ประเทศไทย	www.viewsonic.com/th/
Việt Nam	www.viewsonic.com/vn/	South Africa & Mauritius	www.viewsonic.com/za/
Americas			
United States	www.viewsonic.com/us	Canada	www.viewsonic.com/us
Latin America	www.viewsonic.com/la		
Europe			
Europe	www.viewsonic.com/eu/	France	www.viewsonic.com/fr/
Deutschland	www.viewsonic.com/de/	Қазақстан	www.viewsonic.com/kz/
Россия	www.viewsonic.com/ru/	España	www.viewsonic.com/es/
Türkiye	www.viewsonic.com/tr/	Україна	www.viewsonic.com/ua/
United Kingdom	www.viewsonic.com/uk/		

ViewSonic®