Appendix Test Data

Project No.:	18220WC10129803	Test Date:	2021.6.26
Test Engineer:	Tony.He	Auditor:	Edward.Pan
Temperature:	23.3℃	Relative Humidity:	58 %
Pressure:	1012 hPa		

1. Bandwidth

1.1 OBW

1.1.1 Test Result

Mode	TX Type	Frequency (MHz)	Ant	99% Occupied Bandwidth (MHz)	Limit	Verdict
FHSS	SISO	2403	1	2.48	/	Note1
		2441	1	2.40	/	Note1
		2480	1	2.35	/	Note1
Note1: Only for Report Use						

1.1.2 Test Graph

FHSS_LCH_2403MHz_Ant1_NTNV

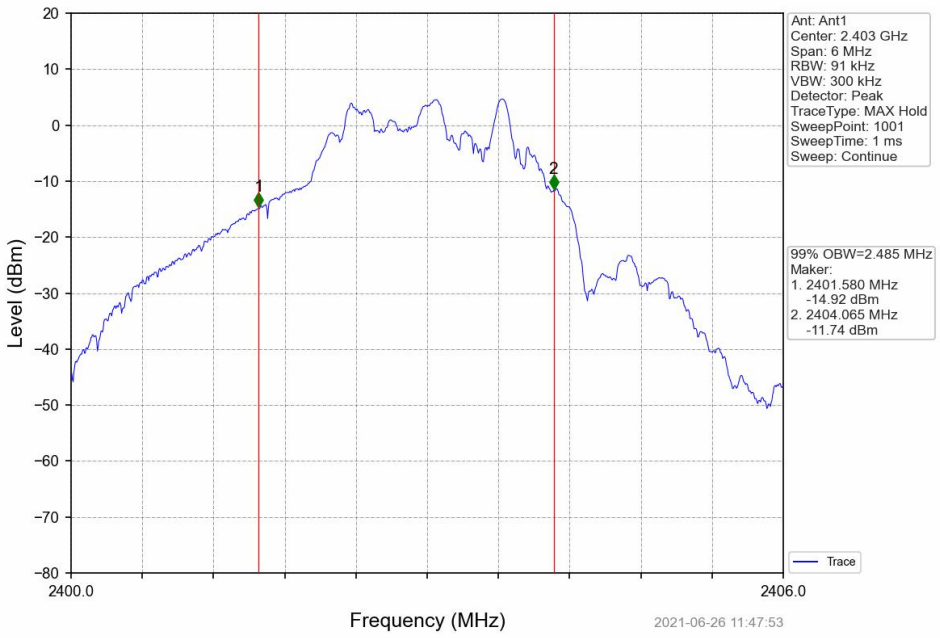

FHSS_MCH_2441MHz_Ant1_NTNV

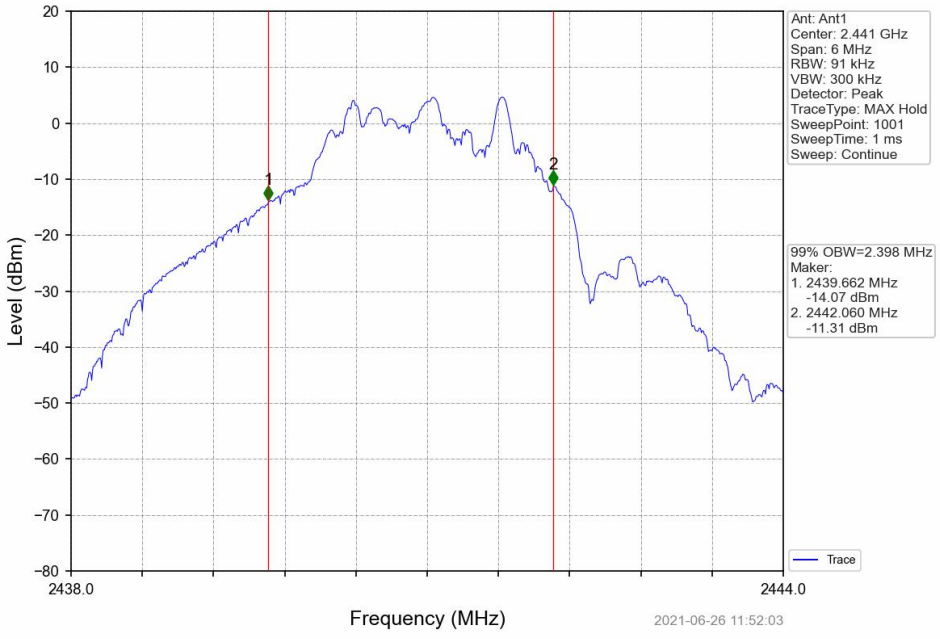

FHSS_HCH_2480MHz_Ant1_NTNV

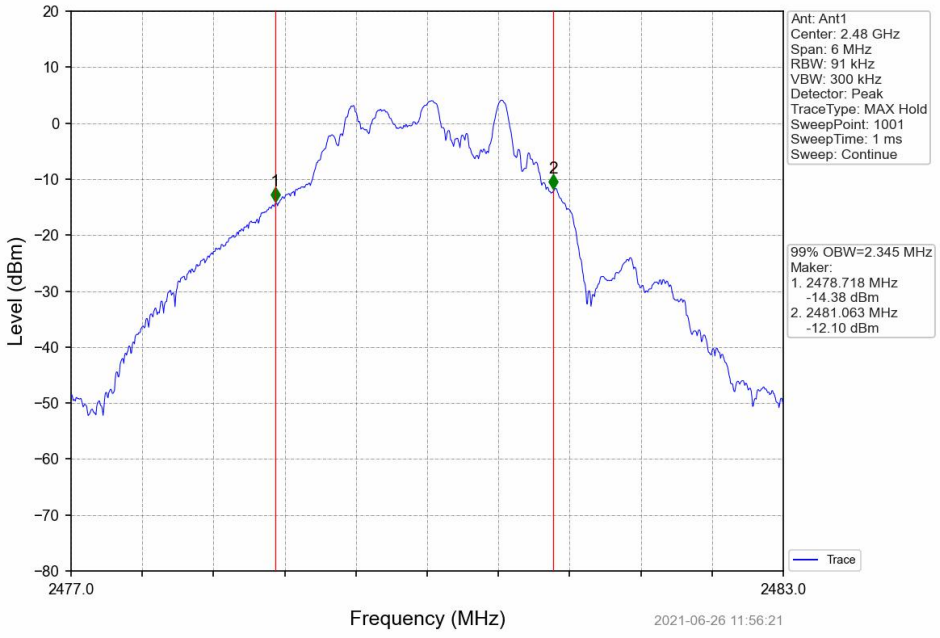

1.2 20dB BW

1.2.1 Test Result

Mode	TX Type	Frequency (MHz)	Ant	20dB Bandwidth (MHz)	Limit	Verdict
FHSS	SISO	2403	1	2.65	/	Note1
		2441	1	2.61	/	Note1
		2480	1	2.57	/	Note1
Note1: Only for Report Use						

1.2.2 Test Graph

FHSS_LCH_2403MHz_Ant1_NTNV

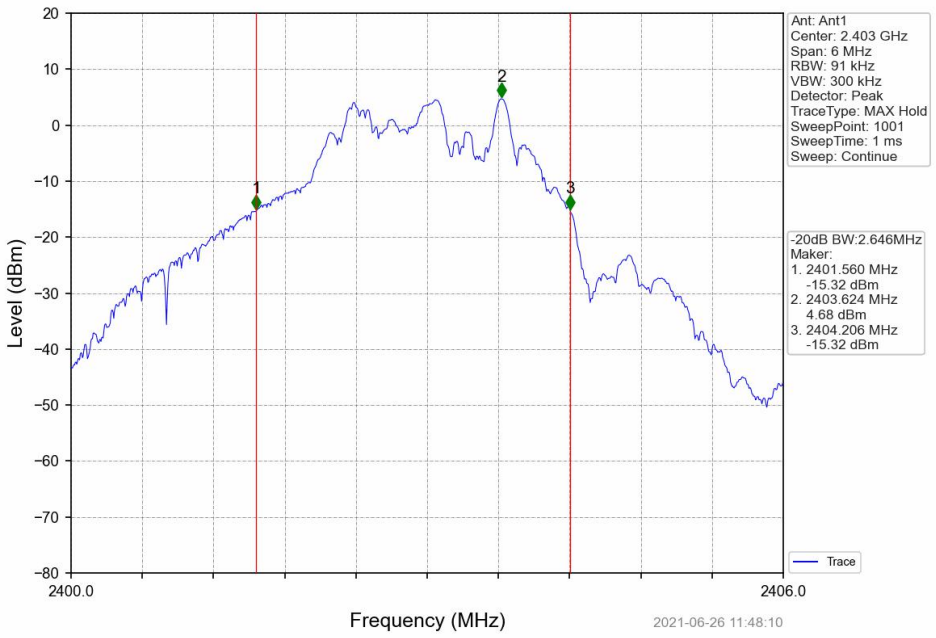

FHSS_MCH_2441MHz_Ant1_NTNV

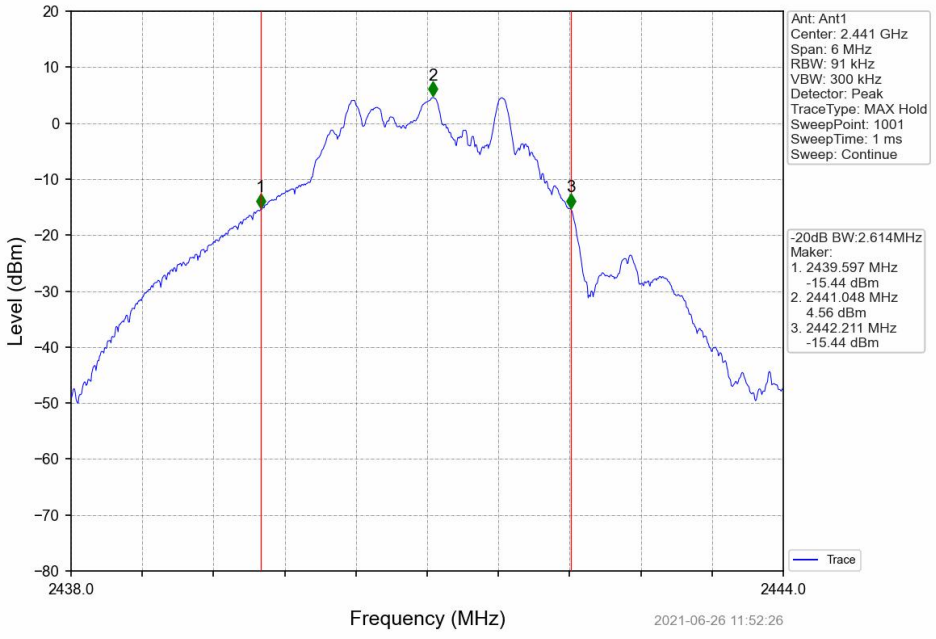

FHSS_HCH_2480MHz_Ant1_NTNV

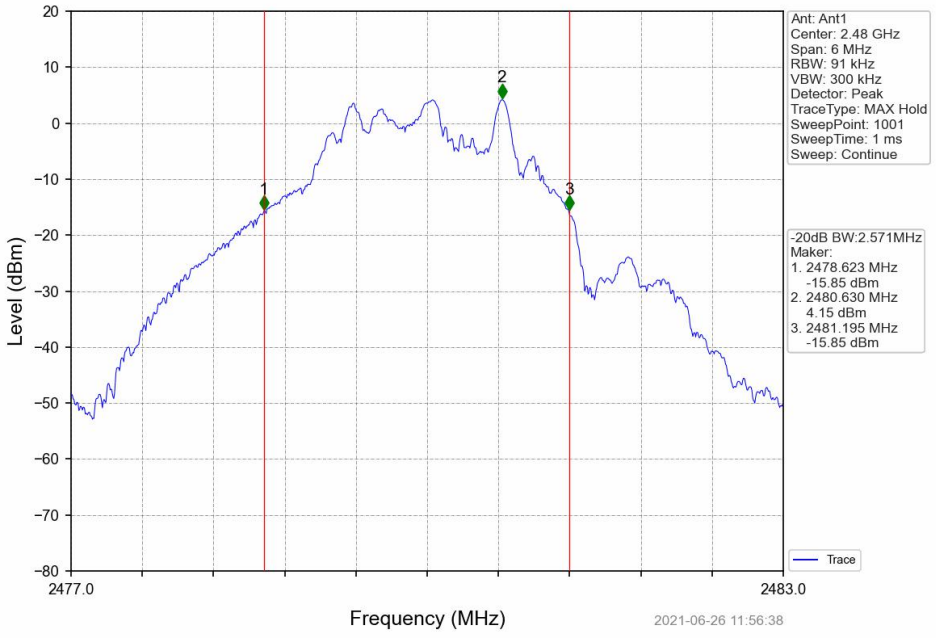

2. Maximum Conducted Output Power

2.1 Power

2.1.1 Test Result

Mode	TX Type	Frequency (MHz)	Measured Peak Output Power (dBm)	Limit (dBm)	Verdict
			Ant1		
FHSS	SISO	2403	4.86	<=20.97	Pass
		2441	4.80	<=20.97	Pass
		2480	4.28	<=20.97	Pass
Note1: Antenna Gain: 1: 2.08dBi;					

2.1.2 Test Graph

FHSS_LCH_2403MHz_Ant1_NTNV

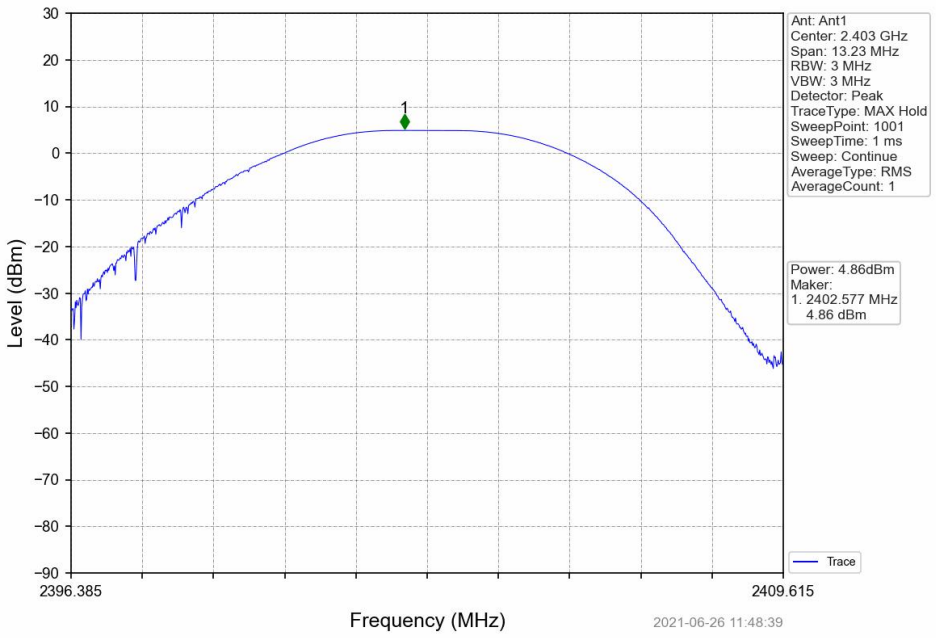

FHSS_MCH_2441MHz_Ant1_NTNV

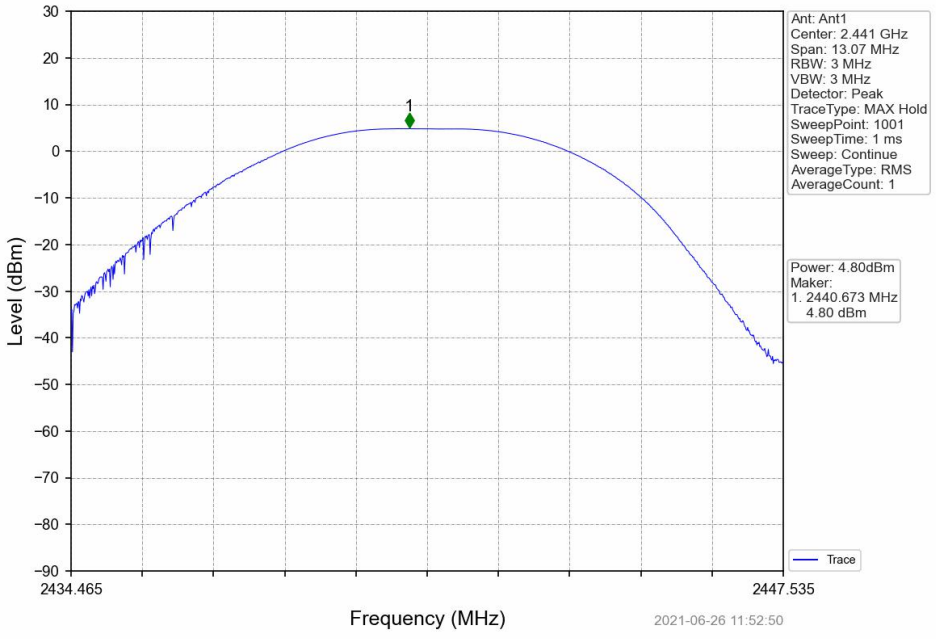

FHSS_HCH_2480MHz_Ant1_NTNV

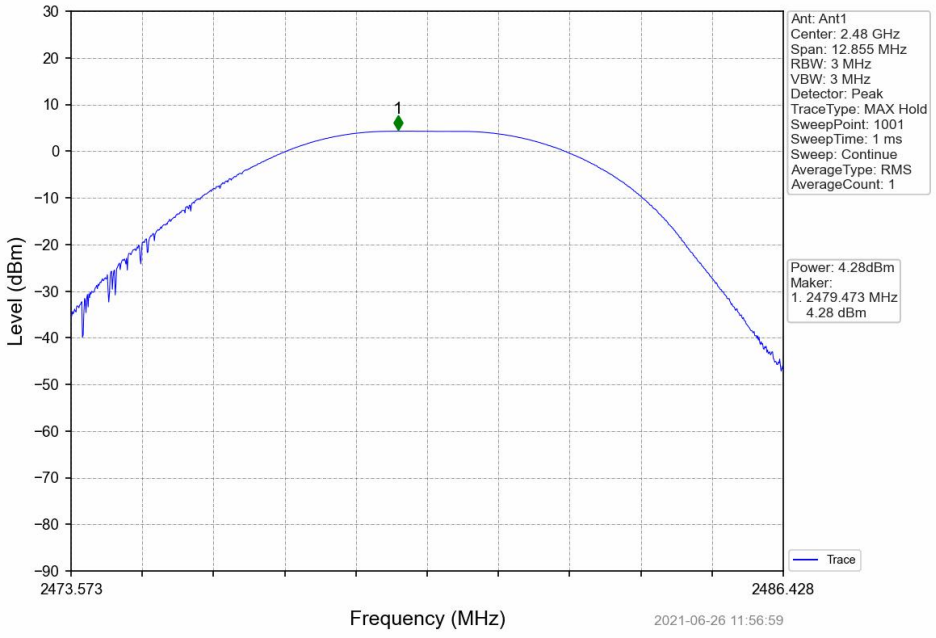

3. Carrier Frequency Separation

3.1 Ant1

3.1.1 Test Result

Ant1						
Mode	TX Type	Frequency (MHz)	Channel Separation (MHz)	20dB Bandwidth (MHz)	Limit (MHz)	Verdict
FHSS	SISO	FHSS_CHL	3.983	2.65	>=1.77	Pass
FHSS	SISO	FHSS_CHM	1.969	2.61	>=1.74	Pass
FHSS	SISO	FHSS_CHH	7.000	2.57	>=1.71	Pass

3.1.2 Test Graph

FHSS_CHL_HOPP_Ant1_NTNV

FHSS_CHM_HOPP_Ant1_NTNV

FHSS_CHH_HOPP_Ant1_NTNV

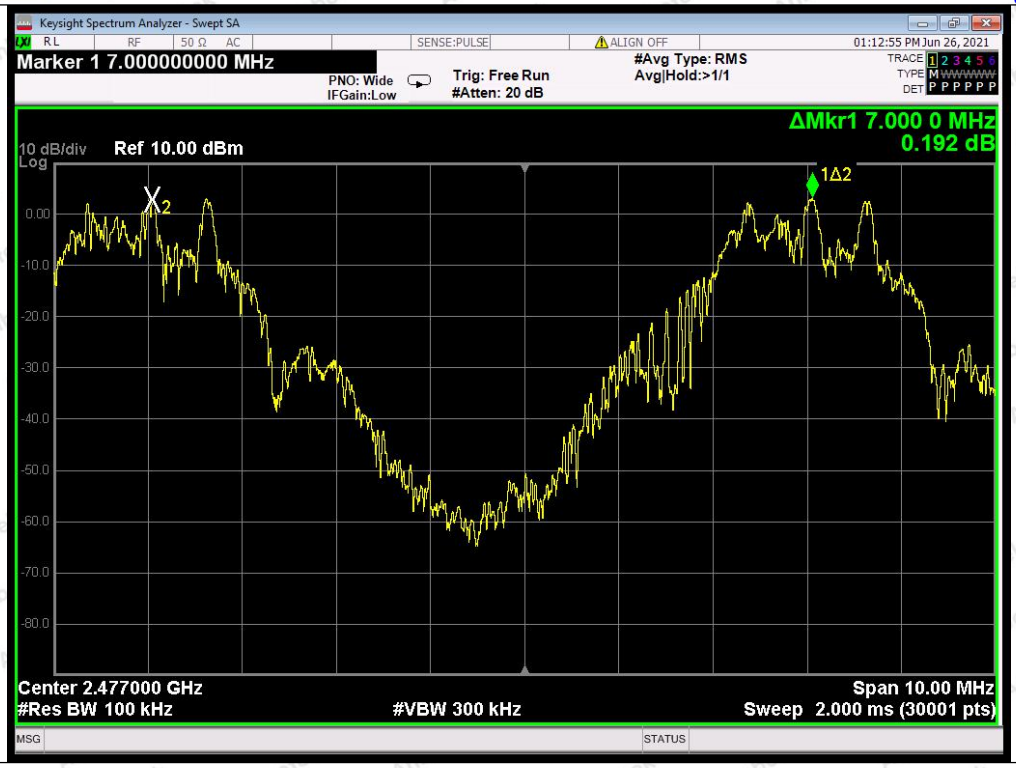
Keysight Spectrum Analyzer - Swept SA
Marker 1 7.000000000 MHz
PNO: Wide
IFGain:Low
Trig: Free Run
#Atten: 20 dB
#Avg Type: RMS
Avg|Hold:>1/1
01:12:55 PM Jun 26, 2021
ΔMkr1 7.000 0 MHz
0.192 dB
10 dB/div
Log
Ref 10.00 dBm
Center 2.477000 GHz
#Res BW 100 kHz
#VBW 300 kHz
Span 10.00 MHz
Sweep 2.000 ms (30001 pts)

4. Number of Hopping Frequencies

4.1 HoppNum

4.1.1 Test Result

Mode	TX Type	Frequency (MHz)	Num of Hopping Frequencies	Limit	Verdict
			Ant1		
FHSS	SISO	HOPP	16	>=15	Pass

4.1.2 Test Graph

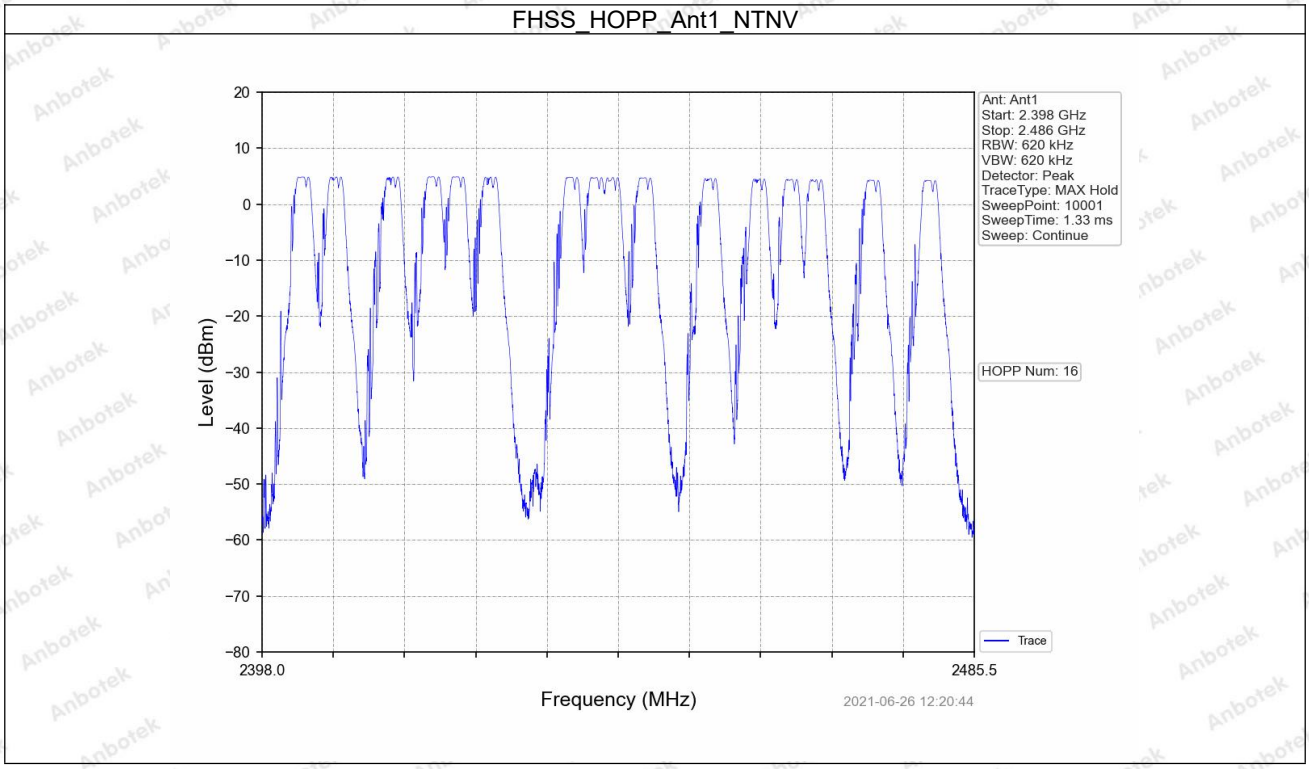

5. Time of Occupancy (Dwell Time)

5.1 Ant1

5.1.1 Test Result

Ant1								
Mode	TX Type	Frequency (MHz)	Duration of Single Pulse (ms)	Observation Period (s)	Num of Pulse in Observation Period	Dwell Time (ms)	Limit (ms)	Verdict
FHSS	SISO	HOPP	0.12	6.40	201	24.92	<=400	Pass

5.1.2 Test Graph

FHSS_HOPP_Ant1_NTNV

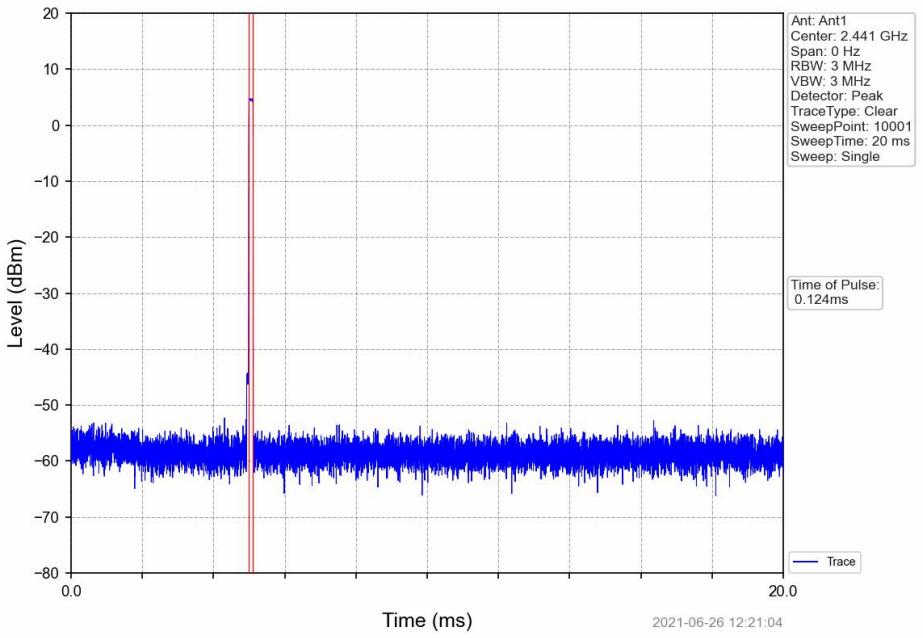

FHSS_HOPP_Ant1_NTNV

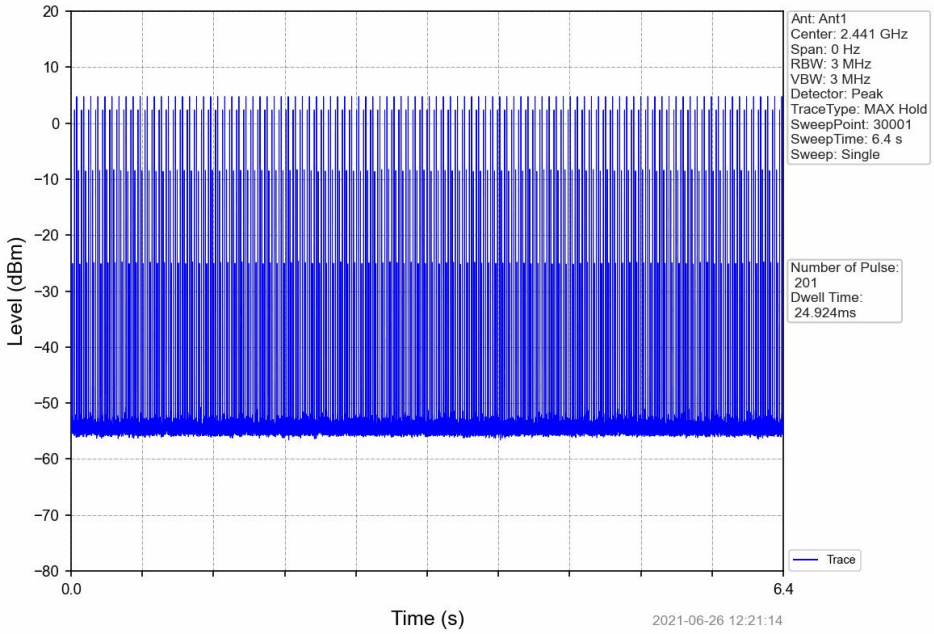

6. Unwanted Emissions In Non-restricted Frequency Bands

6.1 Ref

6.1.1 Test Result

Mode	TX Type	Frequency (MHz)	Ant	Level of Reference (dBm)	Limit (dBm)	Verdict
FHSS	SISO	2403	1	4.70	/	/
		2441	1	4.60	/	/
		2480	1	4.04	/	/
Note1: Refer to FCC Part 15.247 (d) and ANSI C63.10-2020, the channel contains the maximum PSD level was used to establish the reference level. Note2: Only for Report Use						

6.1.2 Test Graph

FHSS_LCH_2403MHz_Ant1_NTNV

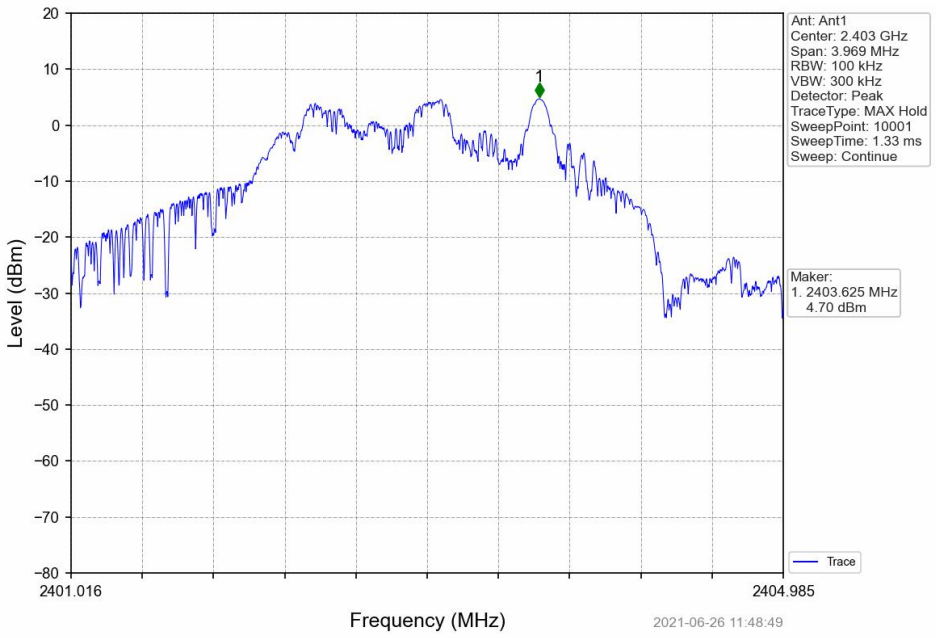

FHSS_MCH_2441MHz_Ant1_NTNV

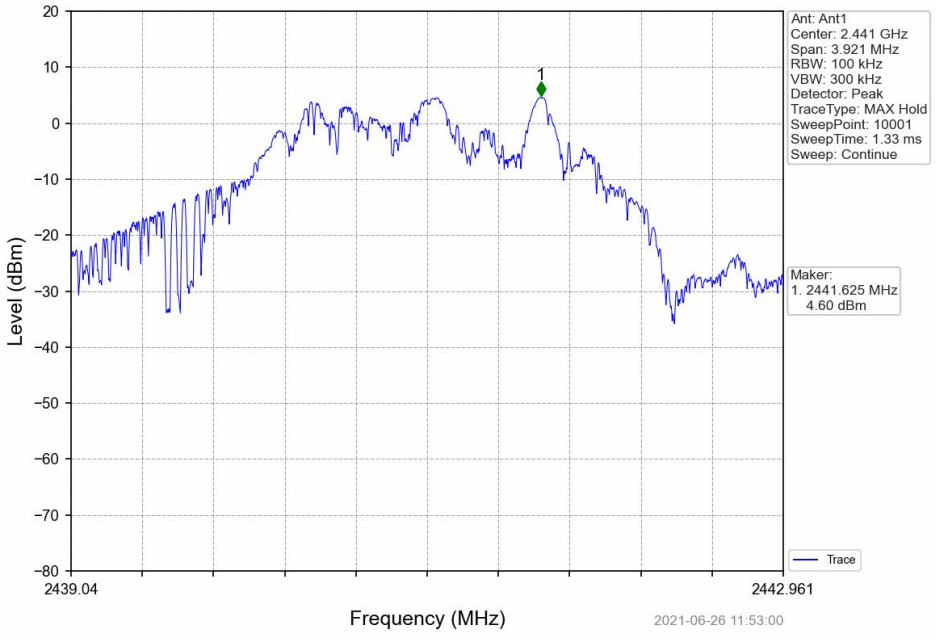

FHSS_HCH_2480MHz_Ant1_NTNV

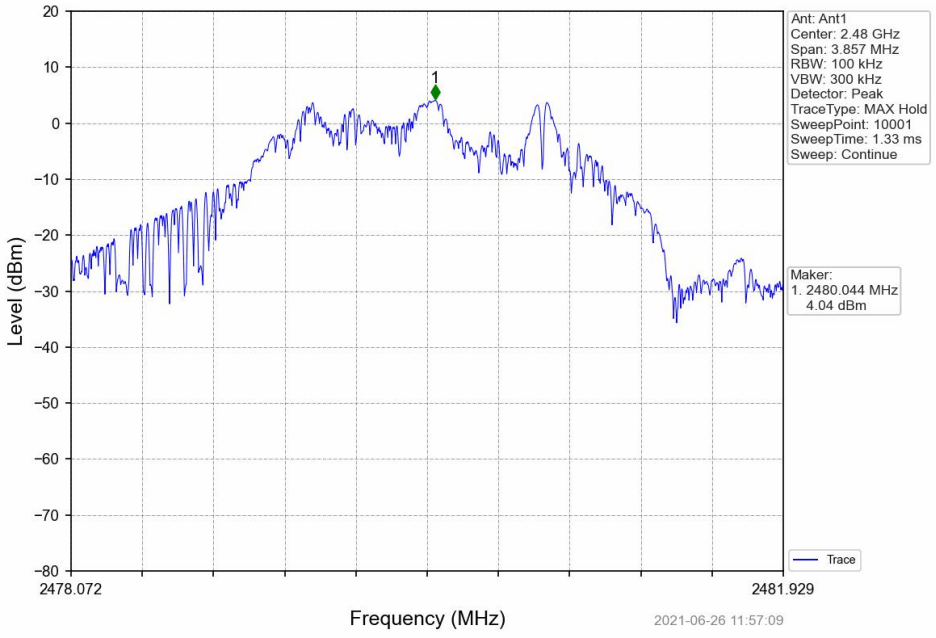

6.2 CSE

6.2.1 Test Result

Mode	TX Type	Frequency (MHz)	Ant	Level of Reference (dBm)	Limit (dBm)	Verdict
FHSS	SISO	2403	1	Refer To Test Graph	Refer To Test Graph	Note2
		2441	1	Refer To Test Graph	Refer To Test Graph	Note2
		2480	1	Refer To Test Graph	Refer To Test Graph	Note2
		HOPP	1	Refer To Test Graph	Refer To Test Graph	Note2
Note1: Refer to FCC Part 15.247 (d) and ANSI C63.10-2020, the channel contains the maximum PSD level was used to establish the reference level. Note2: Only for Report Use						

6.2.2 Test Graph

FHSS_LCH_2403MHz_Ant1_NTNV

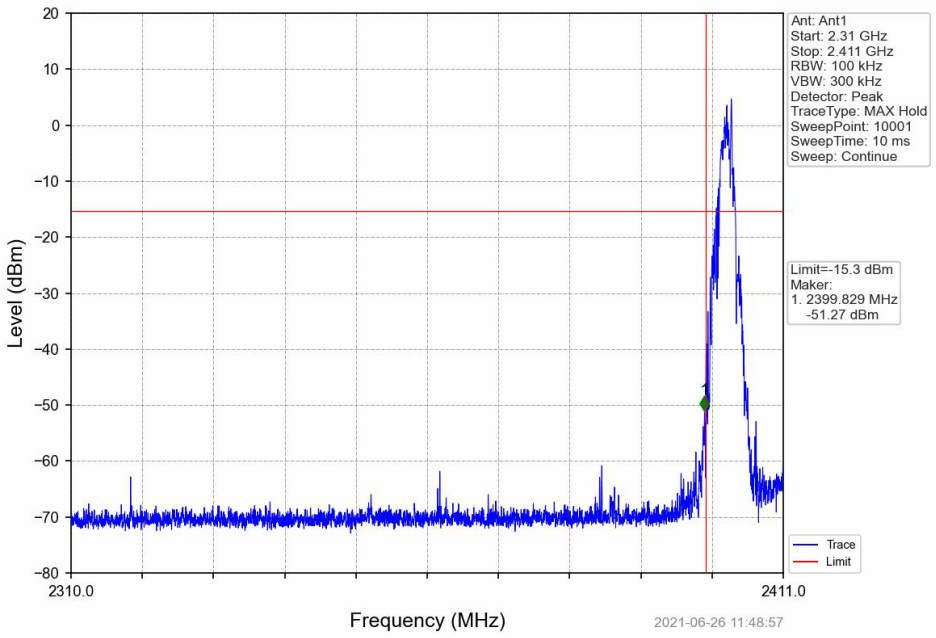

FHSS_LCH_2403MHz_Ant1_NTNV

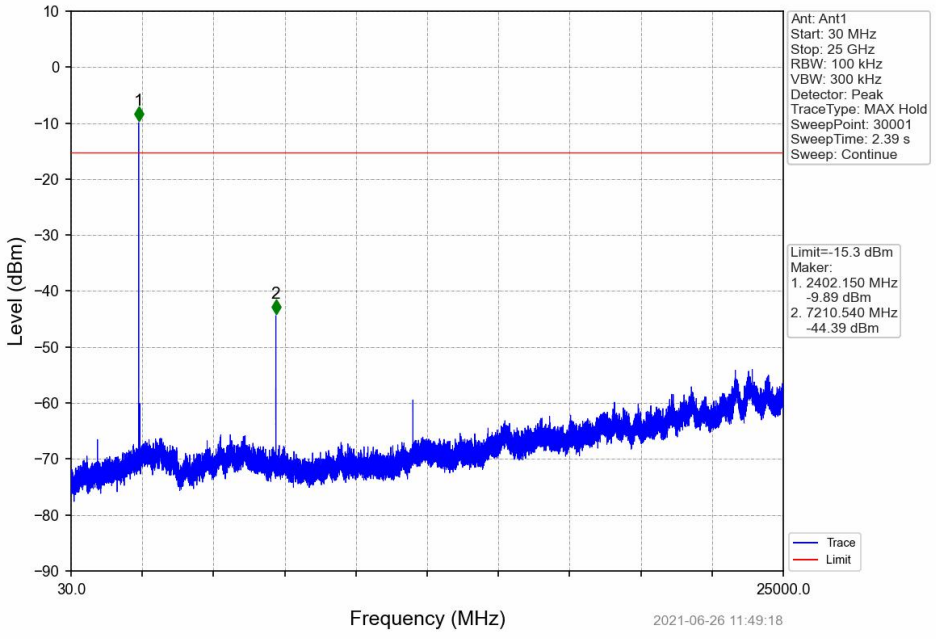

FHSS_MCH_2441MHz_Ant1_NTNV

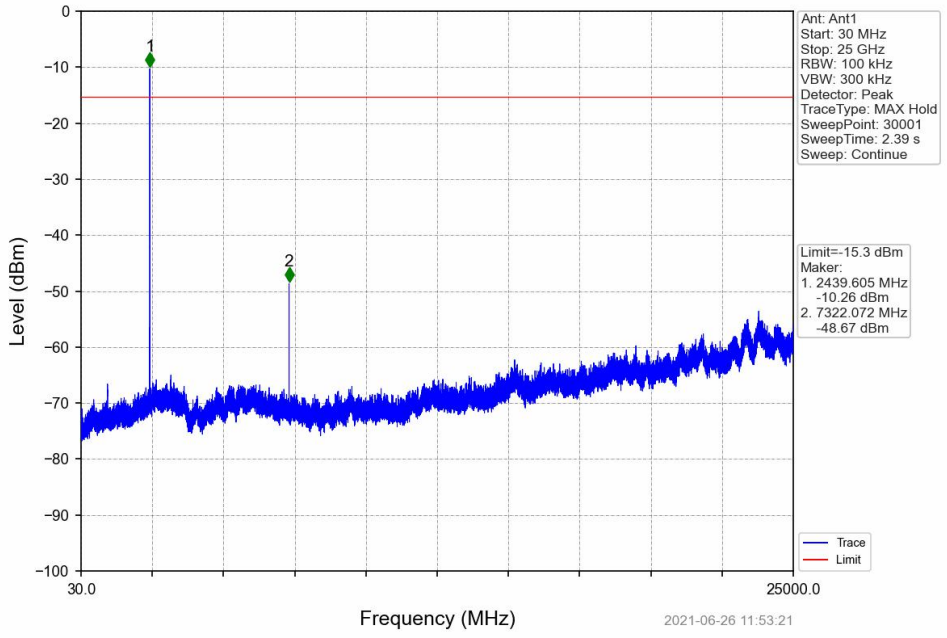

FHSS_HCH_2480MHz_Ant1_NTNV

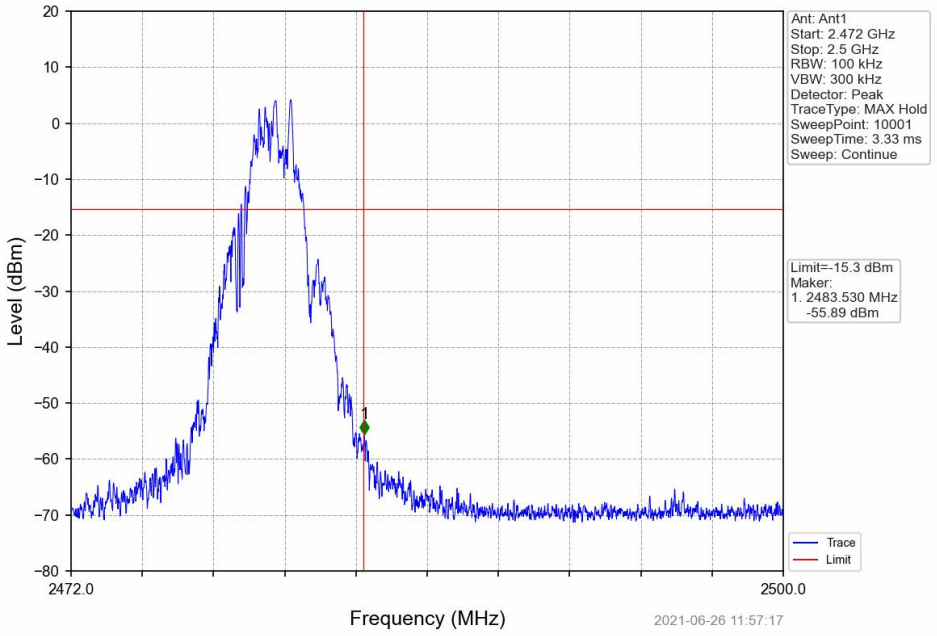

FHSS_HCH_2480MHz_Ant1_NTNV

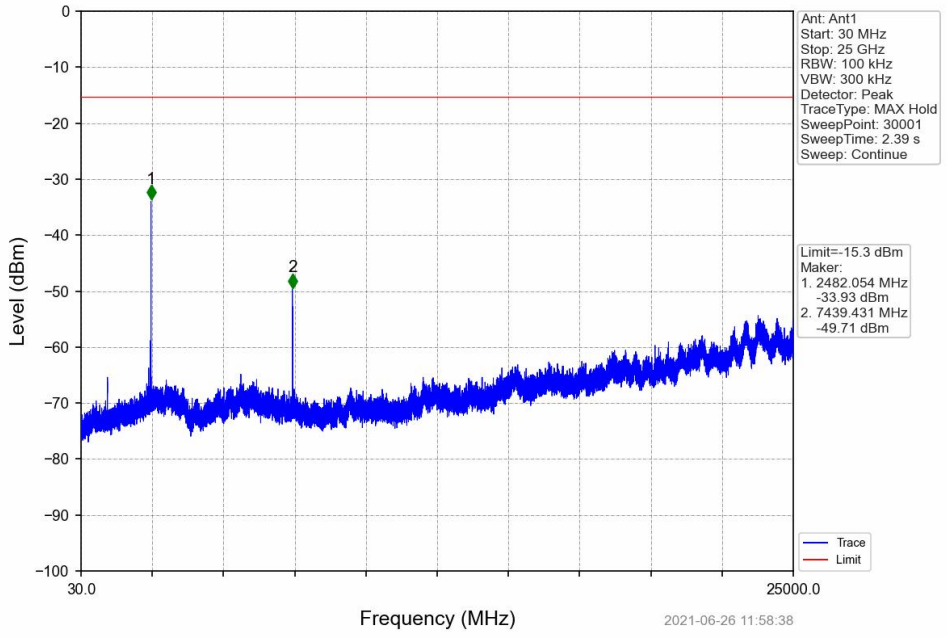

FHSS_HOPP_Ant1_NTNV

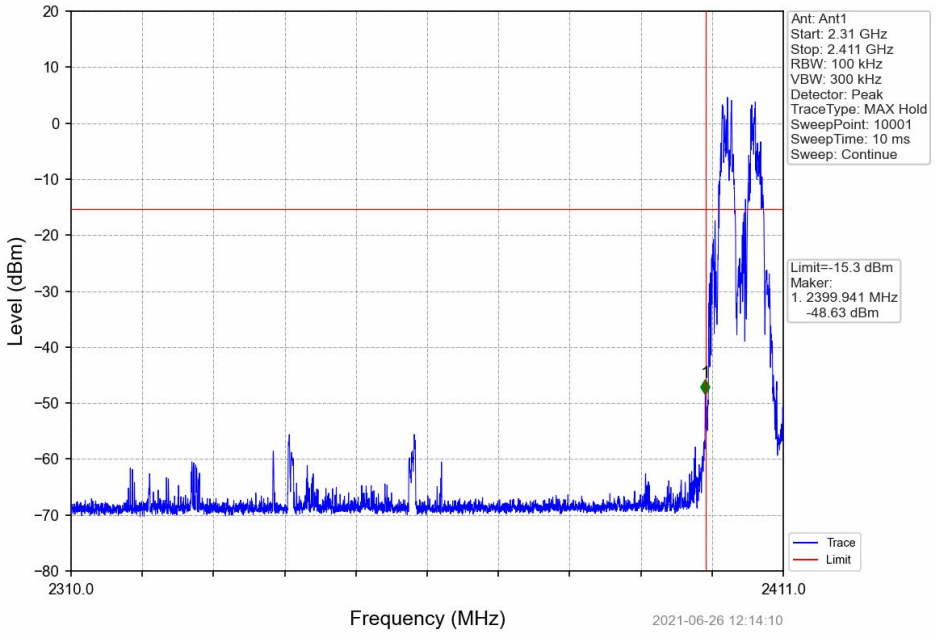

FHSS_HOPP_Ant1_NTNV

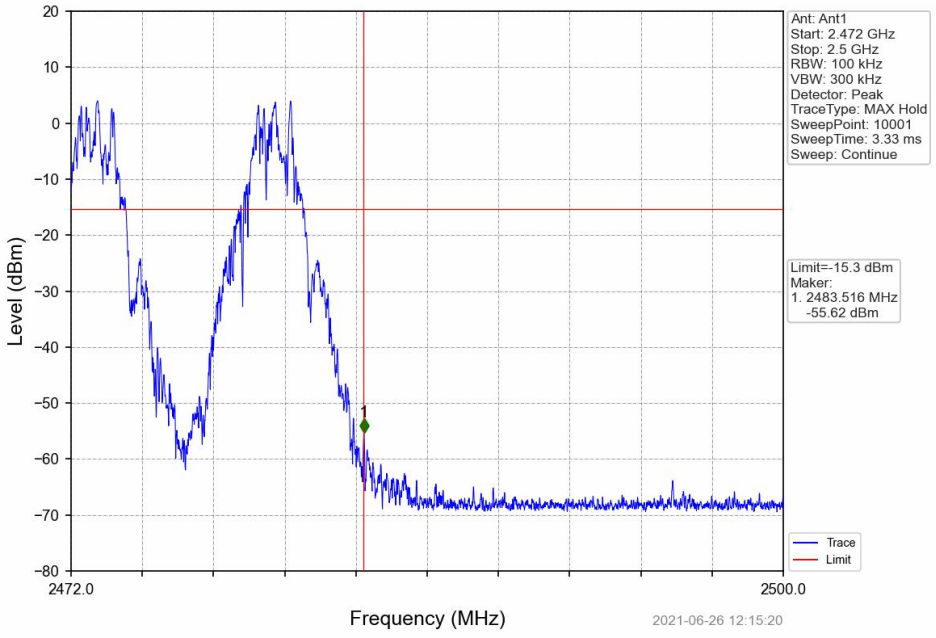

---End---