Appendix Test Data

Report No.:	18220WC30012003	Test Sample No.:	1-2-2
Start Test Date:	2023.2.3	Finish Test Date:	2023.2.14
Test Engineer:	Tony.He	Auditor:	Edward.Pan
Temperature:	22.3℃	Relative Humidity:	56 %
Pressure:	1012 hPa		

Appendix A: 20dB Emission Bandwidth

Test Result

TestMode	Antenna	Frequency[MHz]	20db EBW[MHz]	FL[MHz]	FH[MHz]	Limit[MHz]	Verdict
2.4G	Ant1	2403	2.205	2401.968	2404.173	---	---
		2441	2.085	2440.005	2442.090	---	---
		2480	2.110	2478.995	2481.105	---	---

Test Graphs

2.4G_Ant1_2403

2.4G_Ant1_2441

2.4G_Ant1_2480

Keysight Spectrum Analyzer - Swept SA
06:49:17 PM Feb 13, 2023
#Avg Type: RMS
Avg|Hold:>100/100
Trig: Free Run
#Atten: 40 dB
PNO: Wide
IFGain:Low
Ref Offset 1 dB
10 dB/div
Ref 30.00 dBm
ΔMkr3 2.110 MHz
0.078 dB
-20.48 dBm
Center 2.480000 GHz
#Res BW 30 kHz
#VBW 100 kHz
Span 5.000 MHz
Sweep 5.333 ms (1001 pts)
1 N 1 f 2.478 995 GHz -21.227 dBm
2 N 1 f 2.479 995 GHz -0.475 dBm
3 Δ1 1 f (Δ) 2.110 MHz (Δ) 0.078 dB
Span
Span
5.00000000 MHz
Full Span
Zero Span
Last Span
Signal Track
(Span Zoom)
On Off

Appendix B: Occupied Channel Bandwidth

Test Result

TestMode	Antenna	Frequency[MHz]	OCB [MHz]	FL[MHz]	FH[MHz]	Limit[MHz]	Verdict
2.4G	Ant1	2403	2.0836	2402.0004	2404.0942	---	---
		2441	2.1058	2439.9894	2442.0938	---	---
		2480	2.1337	2478.9519	2481.0915	---	---

Test Graphs

2.4G_Ant1_2403

2.4G_Ant1_2441

2.4G_Ant1_2480

Keysight Spectrum Analyzer - Occupied BW
Center Freq: 2.480000000 GHz
Trig: Free Run
Avg|Hold:>100/100
#Atten: 40 dB
Radio Std: None
Radio Device: BTS
06:49:33 PM Feb 13, 2023
Ref Offset 1 dB
10 dB/div
Ref 30.00 dBm
Mkr1 2.48 GHz
-0.58431 dBm
Center 2.48 GHz
#Res BW 30 kHz
#VBW 100 kHz
Span 5 MHz
Sweep 5.333 ms
Occupied Bandwidth
2.1337 MHz
Total Power 8.30 dBm
Transmit Freq Error 24.158 kHz
OBW Power 99.00 %
x dB Bandwidth 2.414 MHz
x dB -26.00 dB
Span
Span
5.0000 MHz
Full Span
Last Span

Appendix C: Maximum conducted output power

Test Result Peak

Test Mode	Antenna	Frequency[MHz]	Conducted Peak Power[dBm]	Conducted Limit[dBm]	Verdict
2.4G	Ant1	2403	2.29	≤20.97	PASS
		2441	2.06	≤20.97	PASS
		2480	1.6	≤20.97	PASS

Test Graphs

2.4G_Ant1_2403

2.4G_Ant1_2441

2.4G_Ant1_2480

Keysight Spectrum Analyzer - Swept SA
Center Freq 2.480000000 GHz
PNO: Fast
IFGain:Low
Trig: Free Run
#Atten: 40 dB
#Avg Type: RMS
Avg|Hold: 100/100
06:49:40 PM Feb 13, 2023
Ref Offset 1 dB
10 dB/div
Ref 30.00 dBm
Log
Mkr1 2.479 600 GHz
1.601 dBm
Center 2.480000 GHz
#Res BW 3.0 MHz
#VBW 8.0 MHz
Span 8.000 MHz
Sweep 1.000 ms (1001 pts)
Frequency
Auto Tune
Center Freq
2.480000000 GHz
Start Freq
2.476000000 GHz
Stop Freq
2.484000000 GHz
CF Step
800.000 kHz
Auto
Man
Freq Offset
0 Hz

Appendix D: Carrier frequency separation

Test Result

TestMode	Antenna	Frequency[MHz]	Result[MHz]	Limit[MHz]	Verdict
2.4G	Ant1	Hop	2.64	≥1.470	PASS

Test Graphs

2.4G_Ant1_Hop

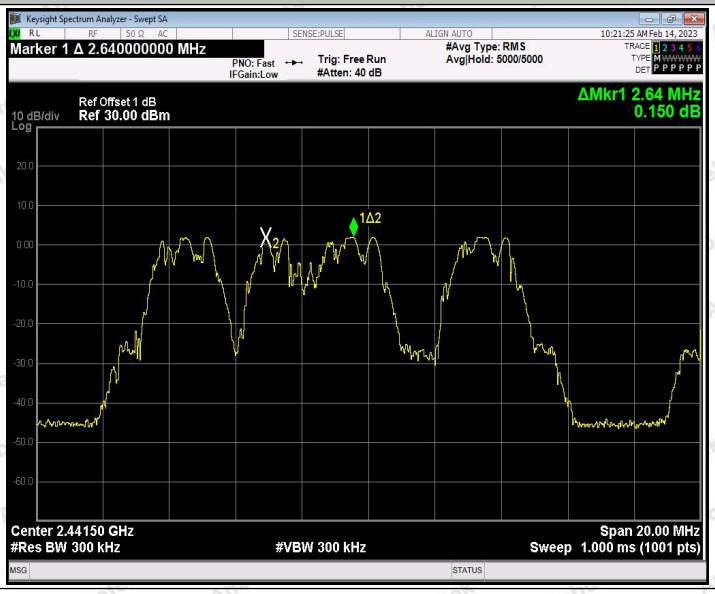

Appendix E: Time of occupancy

Test Result

TestMode	Antenna	Frequency[MHz]	BurstWidth [ms]	TotalHops [Num]	Result[s]	Limit[s]	Verdict
2.4G	Ant1	Hop	0.123	101	0.012	≤0.4	PASS

Test Graphs

2.4G_Ant1_Hop
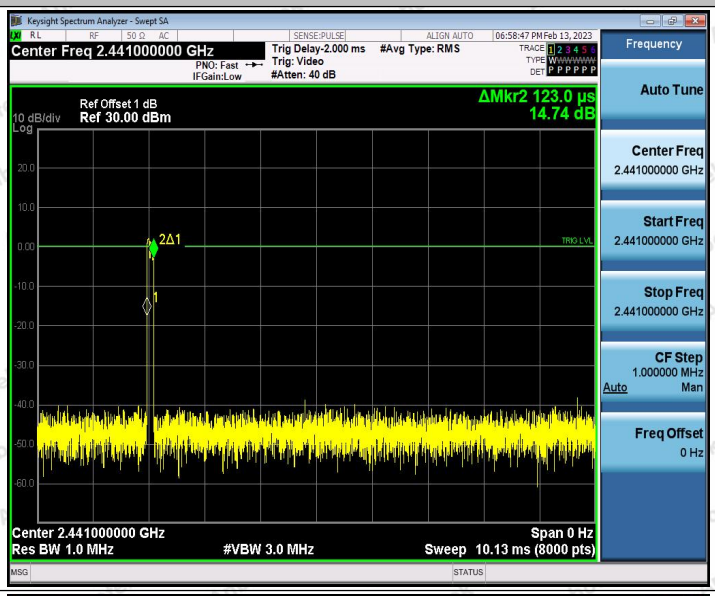
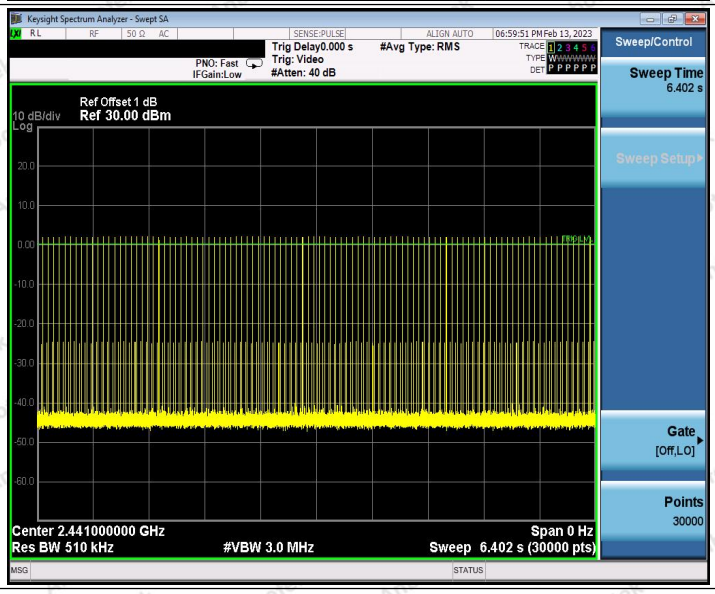

Appendix F: Number of hopping channels

Test Result

TestMode	Antenna	Frequency[MHz]	Result[Num]	Limit[Num]	Verdict
2.4G	Ant1	Hop	16	≥15	PASS

Test Graphs

2.4G_Ant1_Hop

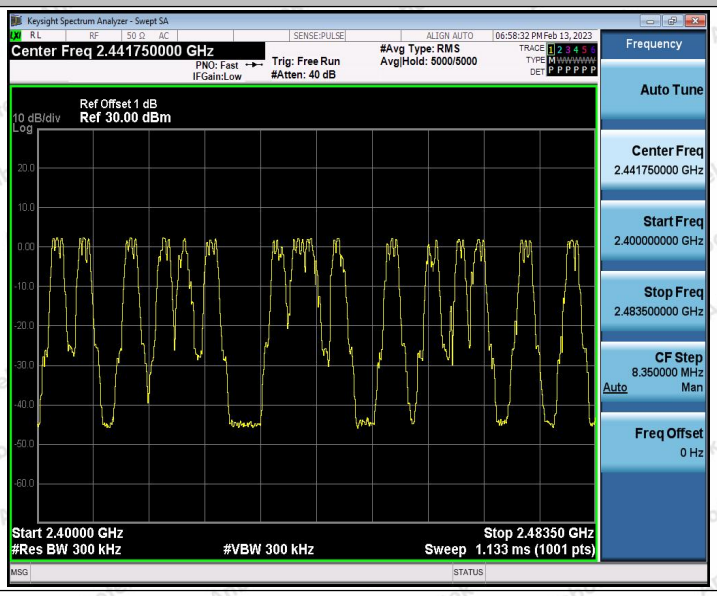

Appendix G: Band edge measurements

Test Result

TestMode	Antenna	ChName	Frequency[MHz]	RefLevel [dBm]	Result [dBm]	Limit [dBm]	Verdict
2.4G	Ant1	Low	2403	2.03	-54.75	≤-17.97	PASS
		High	2480	1.76	-56.96	≤-18.25	PASS
		Low	Hop_2402	1.75	-56.94	≤-18.25	PASS
		High	Hop_2480	0.87	-56.1	≤-19.13	PASS

Test Graphs

2.4G_Ant1_Low_2403

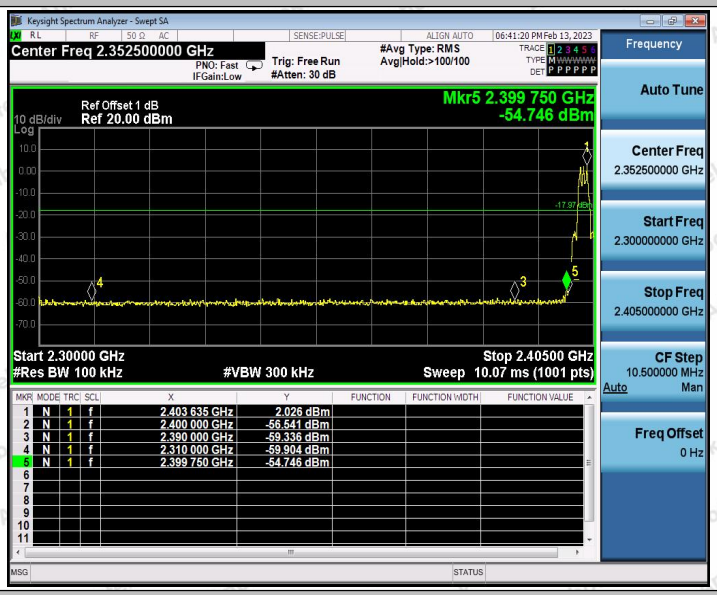

2.4G_Ant1_High_2480

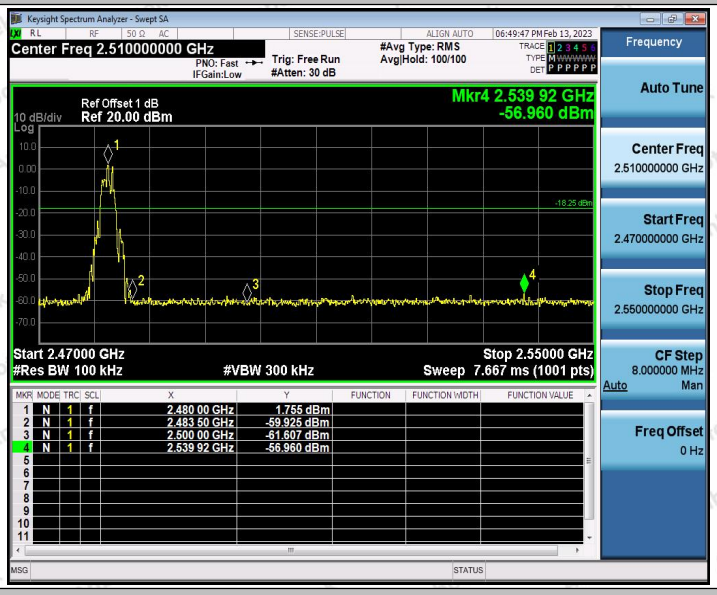

2.4G_Ant1_Low_Hop_2402

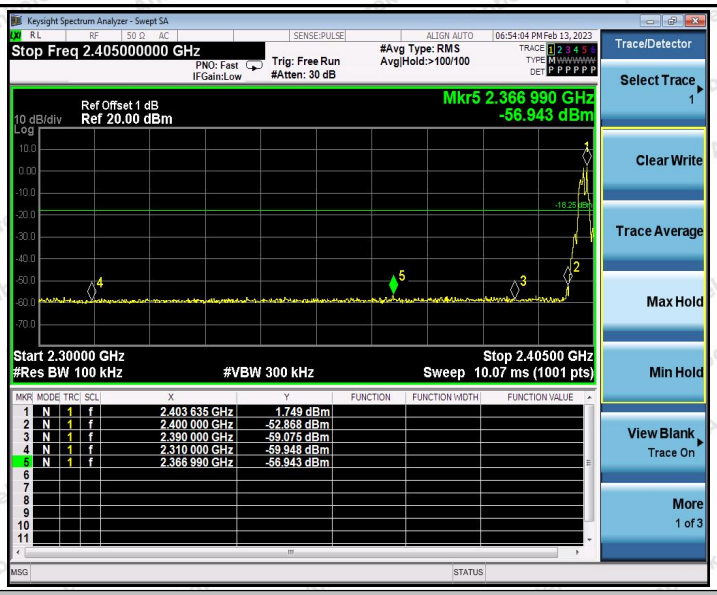

2.4G_Ant1_High_Hop_2480

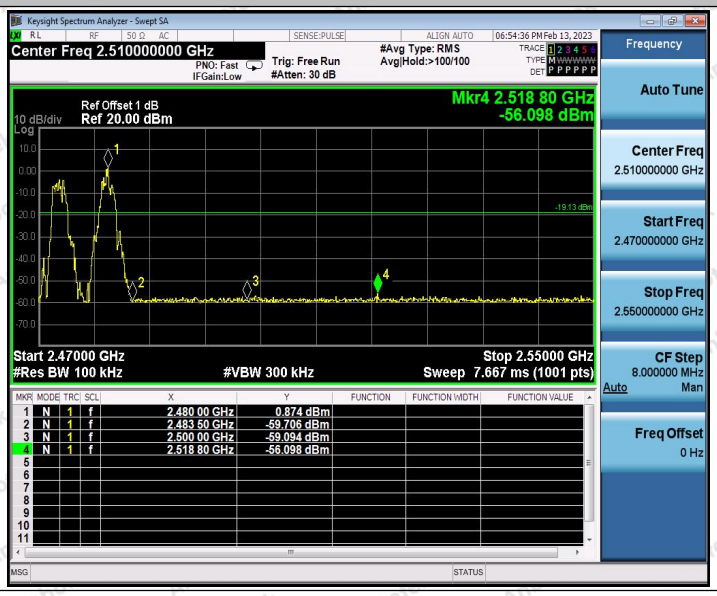

Appendix H: Conducted Spurious Emission

Test Result

TestMode	Antenna	Frequency[MHz]	FreqRange [MHz]	RefLevel [dBm]	Result [dBm]	Limit [dBm]	Verdict
2.4G	Ant1	2403	Reference	2.28	2.28	---	PASS
			30~1000	2.28	-64.85	≤-17.72	PASS
			1000~26500	2.28	-51.59	≤-17.72	PASS
		2441	Reference	1.91	1.91	---	PASS
			30~1000	1.91	-63.64	≤-18.09	PASS
			1000~26500	1.91	-53.06	≤-18.09	PASS
		2480	Reference	1.47	1.47	---	PASS
			30~1000	1.47	-64.55	≤-18.53	PASS
			1000~26500	1.47	-44.56	≤-18.53	PASS

Test Graphs

2.4G_Ant1_2403_0~Reference

2.4G_Ant1_2403_30~1000

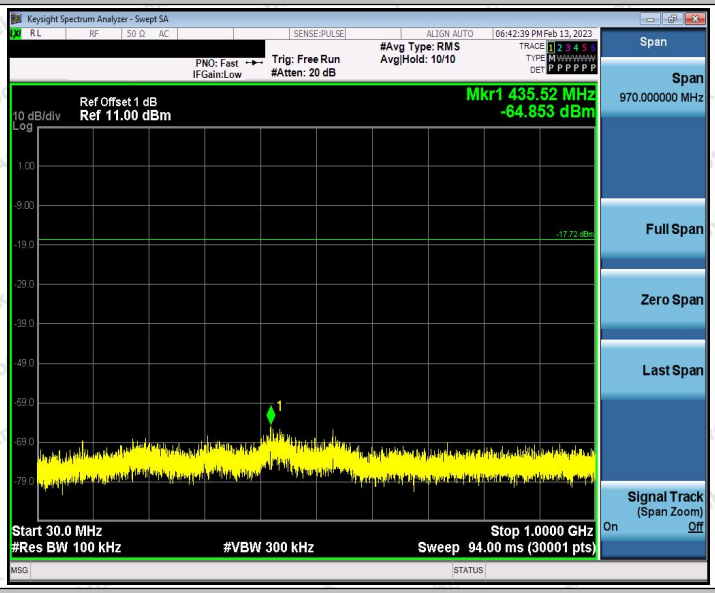

2.4G_Ant1_2403_1000~26500

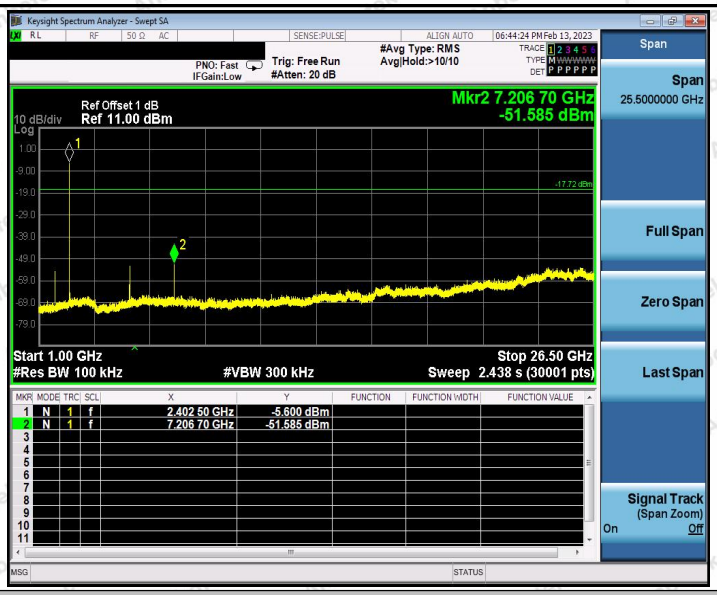

2.4G_Ant1_2441_0~Reference

2.4G_Ant1_2441_30~1000

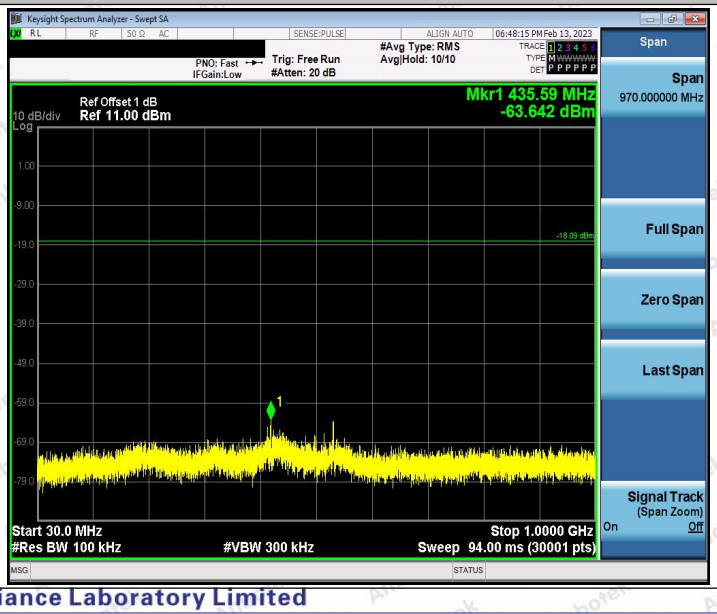

2.4G_Ant1_2441_1000~26500

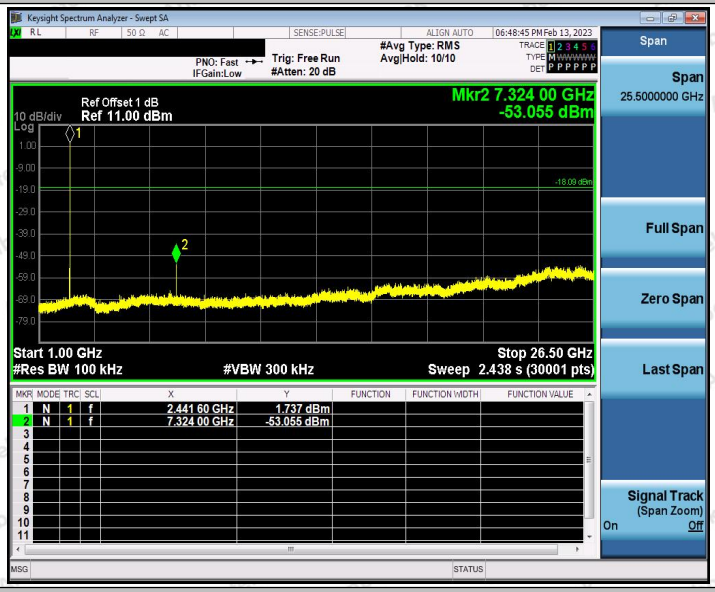

2.4G_Ant1_2480_0~Reference

2.4G_Ant1_2480_30~1000

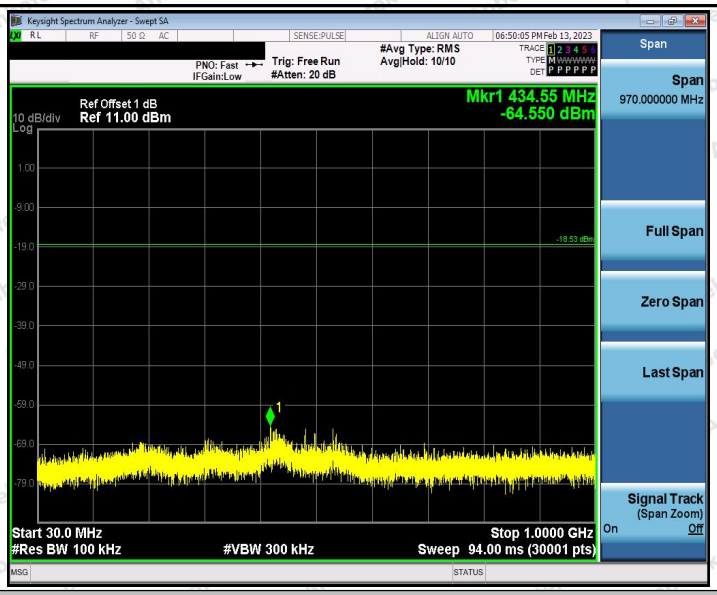

2.4G_Ant1_2480_1000~26500

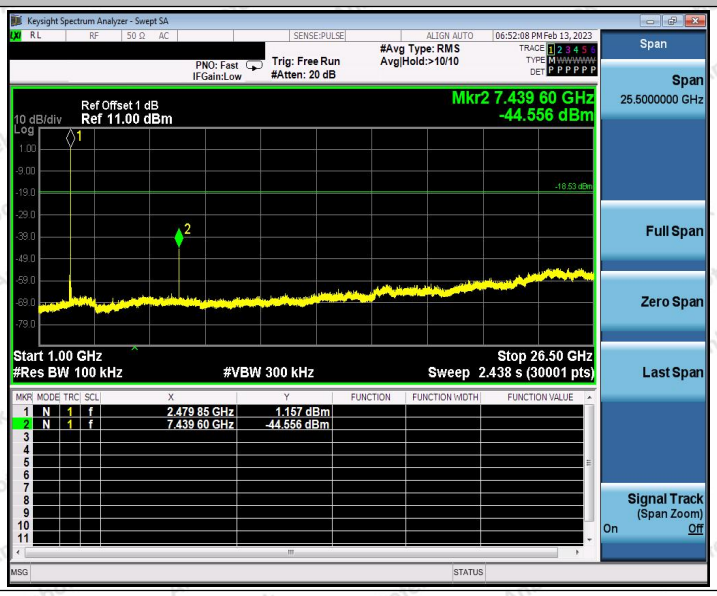

Appendix I: Duty Cycle

Test Result

TestMode	Antenna	Frequency[MHz]	ON Time [ms]	Period [ms]	Duty Cycle [%]	Duty Cycle Factor[dB]
2.4G	Ant1	2403	0.13	3.94	3.30	14.81
		2441	0.12	3.93	3.05	15.16
		2480	0.12	4.09	2.93	15.33

Test Graphs

2.4G_Ant1_2403

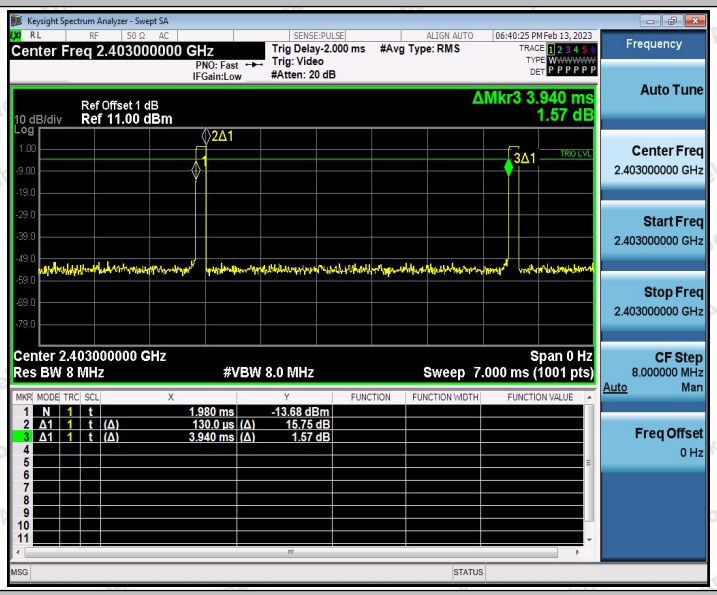

2.4G_Ant1_2441

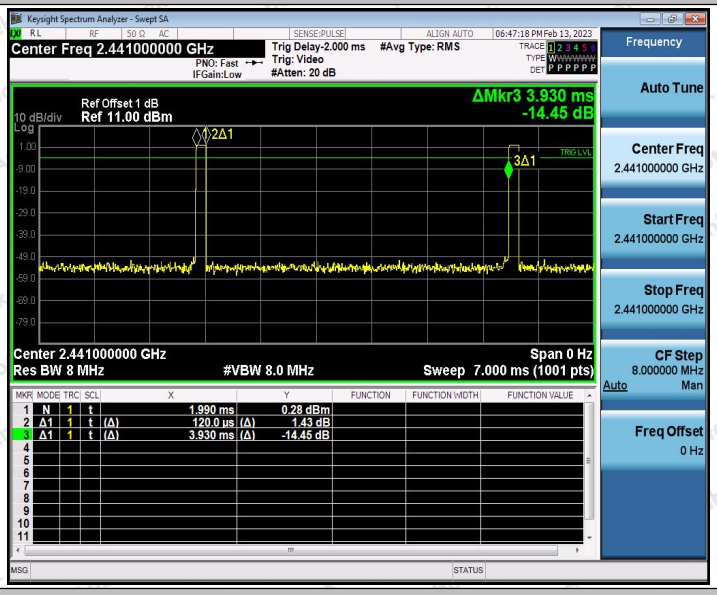

2.4G_Ant1_2480

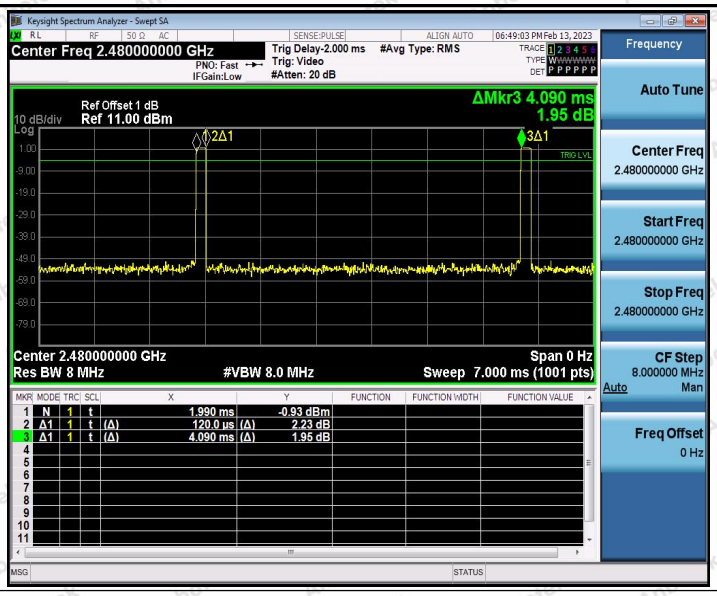
Keysight Spectrum Analyzer - Swept SA
Center Freq 2.480000000 GHz
Trig Delay-2.000 ms
#Avg Type: RMS
Trig: Video
#Atten: 20 dB
PNO: Fast
IFGain:Low
Ref Offset 1 dB
10 dB/div
Ref 11.00 dBm
ΔMkr3 4.090 ms
1.95 dB
Center 2.480000000 GHz
Res BW 8 MHz
#VBW 8.0 MHz
Span 0 Hz
Sweep 7.000 ms (1001 pts)
1 N 1 t 1.990 ms -0.93 dBm
2 Δ1 1 t (Δ) 120.0 µs (Δ) 2.23 dB
3 Δ1 1 t (Δ) 4.090 ms (Δ) 1.95 dB
Frequency
Auto Tune
Center Freq
2.480000000 GHz
Start Freq
2.480000000 GHz
Stop Freq
2.480000000 GHz
CF Step
8.000000 MHz
Auto Man
Freq Offset
0 Hz

---End---