47 CFR PART 22/24/27 TEST REPORT

for

Cellular Home Alarm System

Model No.: CHMG-1

FCC ID: GX9CHMG

of

Applicant: CLIMAX TECHNOLOGY CO., LTD.
Address: No. 258, Sinhu 2nd Rd., Neihu District, Taipei City 114, Taiwan (R.O.C.)

Tested and Prepared

by

Worldwide Testing Services (Taiwan) Co., Ltd.

FCC Registration No.: TW1477, TW0020, TW1072

Industry Canada filed test laboratory Reg. No.: 20037

Report No.: ***W6M22103-20740-P-247-R***

6F, NO. 58, LANE 188, RUEY-KUANG RD., NEIHU TAIPEI 114, TAIWAN, R.O.C.
TEL: 886-2-66068877 FAX: 886-2-66068879 E-mail: wts@wts-lab.com

Worldwide Testing Services(Taiwan) Co., Ltd.

Report Number: *W6M22103-20740-P-247-R*
FCC ID: GX9CHMG

Certification of Test Report

Applicant : CLIMAX TECHNOLOGY CO., LTD.
No. 258, Sinhu 2nd Rd., Neihu District, Taipei City 114 Taiwan (R.O.C.)

Manufacturer : CLIMAX TECHNOLOGY CO., LTD.
No. 258, Sinhu 2nd Rd., Neihu District, Taipei City 114 Taiwan (R.O.C.)

Tested Equipment :

Type Description	: Cellular Home Alarm System
Model Number	: CHMG-1
Brand Name	: ./.
Operation Frequency	: Please see chapter 2.3.
RF Output Power:	: WCDMA Band II: 25.72 dBm (EIRP) Band IV: 26.23 dBm (EIRP) Band V: 24.79 dBm (ERP) LTE Band II: 26.50 dBm (EIRP) Band IV 26.64 dBm (EIRP) *Band V 24.96 dBm (ERP)* Band XII: 23.42 dBm (ERP) *Band XIII: 24.56 dBm (ERP)*
Power Supply	: Adapter (I/P: 100-240V~0.4A 50/60Hz; O/P: 12.0V, 1.0A, 12.0W) Battery 7.2Vd.c.

Regulation Applied : 47CFR Part 22 (2019-10), Part 24 (2019-10), Part 27 (2019-10)

Test Method : 47CFR Part 2 (2019), TIA/EIA-603E (2016) and ANSI C63.26 (2015)

I HEREBY CERTIFY THAT: The test results written in this report were derived conscientiously in accordance with the requirements and procedures of 47CFR Part 2 (2019), TIA/EIA-603E (2016), ANSI C63.26 (2015) and it was found that the device described above is in compliance with the applicable limits specified in 47CFR Part 22/24/27.

Note:

1. The result of this test report is valid only in connection to the sample has been tested at the laboratory of Worldwide Testing Services (Taiwan) Co. Ltd.
2. This test report shall always be duplicated in full pages unless the written approval of the testing laboratory is obtained.

Test Engineer:

Date	WTS-Lab.	Name	Signature
July 26, 2021		Sora Kuo	Sora.

Technical responsibility for area of testing:

Date	WTS	Name	Signature
July 26, 2021		Kevin Wang	Kevin Wang

TABLE OF CONTENTS

1. SUMMARY 3

1.1 DESCRIPTION OF TESTED EQUIPMENT 3
1.2 DATE OF TESTING PROCESSING 3
1.3 MODIFICATION INFORMATION 3
1.4 TEST STANDARDS 3
1.5 SUMMARY OF TEST RESULT 4

2. GENERAL INFORMATION 6

2.1 TESTING LABORATORY 6
2.1.1 Location 6
2.1.2 Details of accreditation status 6
2.1.3 Test location, where different from Worldwide Testing Services (Taiwan) Co., Ltd. 6
2.2 DETAILS OF APPROVAL HOLDER 6
2.3 DESCRIPTION OF TESTED SYSTEM 6
2.4 TEST ENVIRONMENT 9
2.5 GENERAL TEST REQUIREMENT 9
2.6 TEST EQUIPMENT LIST 10

3. RF POWER OUTPUT 13

3.1 TEST PROCEDURE 13
3.1.1 Conducted Method 13
3.2 TEST RESULTS 14

4. MODULATION CHARACTERISTICS 23

4.1 TEST PROCEDURE 23
4.2 TEST RESULTS 23

5. PEAK–TO–AVERAGE RATIO 24

5.1 TEST PROCEDURE 24
5.2 TEST SET UP 24
5.3 TEST RESULTS 25

6. OCCUPIED BANDWIDTH 47

6.1 TEST PROCEDURE 47
6.2 TEST RESULTS 48

7. SPURIOUS EMISSIONS AT ANTENNA TERMINALS 79

7.1 TEST PROCEDURE 79
7.2 TEST RESULTS 79
7.3 EXPLANATION OF TEST RESULT 239
7.4 CALCULATION OF LIMIT FOR SPURIOUS AT ANTENNA TERMINALS 239

8. FIELD STRENGTH OF SPURIOUS RADIATION 240

8.1 TEST PROCEDURE 240
8.2 TEST RESULTS 240
8.3 EXPLANATION OF TEST RESULT 240
8.4 CALCULATION OF LIMIT FOR FIELD STRENGTH OF SPURIOUS 240

8.5 TEST RESULT OF BAND EDGE EMISSIONS 241

9. FREQUENCY STABILITY 379

9.1 TEST PROCEDURE 379
9.2 TEST RESULTS 380
9.2.1 FREQUENCY STABILITY VS. TEMPERATURE 380

10 MAXIMUM PERMISSIBLE EXPOSURE 383

10.1 RF EXPOSURE COMPLIANCE REQUIREMENTS 383

APPENDIX 385

1. Summary

1.1 Description of tested equipment

This equipment under tested, CHMG-1, is a Cellular Home Alarm System.
This test report only contains test requirements specified in 47CFR Part 22, Part 24 and Part27 for WCDMA and LTE function. For other functions; please refer to separate test report with respect to the relevant test standard and specification.

1.2 Date of testing processing

Date of receipt of test item(1st): June 29, 2020
Date of test(1st): from June 30, 2020 to August 21, 2020
Date of receipt of test item(2nd): March 21, 2021
Date of test(2nd): from March 21, 2021 to April 14, 2021
Date of receipt of test item(3rd): July 14, 2021
Date of test(3rd): from July 15, 2021 to July 22, 2021
Other Information: None

1.3 Modification Information

No modification was made during the all test items been performed.

1.4 Test standards

Technical standard: **47CFR Part 22 (2019), Part 24 (2019) and Part 27 (2019)**

Test method: **47 CFR Part 2 (2019), TIA/EIA-603E (2016), ANSI C63.26 (2015)**

Deviation from test standard: None

Report Issued History

Report No.	*Report Version*	*Description*	*Issue Date*
W6M22103-20740-P-247	*V01*	*Original Issue*	*2011/04/15*
W6M22103-20740-P-247-R	*V01.1*	*Add test result for LTE Band V and Band XIII*	*2021/07/26*
Note	*The test report (No.: W6M22103-20740-P-247-R) is issued to replace the test report (No.: W6M22103-20740-P-247).*		

1.5 Summary of test result

WCDMA

Section in this Report	Test Item	FCC relevant Section	Verdict
3.2	RF Power Output (Effective radiated power)	2.1046(a), 22.913(a)	Pass
4.2	Modulation characteristics	2.1047	Not Required
5.2	Occupied bandwidth	2.1049(h)	Pass
6.2	Spurious emissions at antenna terminals	22.917(a), 2.1051	Pass
7.2	Field strength of spurious radiation	22.917(a), 2.1053	Pass
7.5	Band Edge emissions	22.917(a)	Pass
8.2	Frequency stability	2.1055 22.355	Pass

Section in this Report	Test Item	FCC Relevant Section	Verdict
3.2	RF Power Output (Equivalent isotropically radiated power)	2.1046(a), 24.232	Pass
4.2	Modulation characteristics	2.1047	Not Required
5.2	Occupied bandwidth	2.1049(h) 24.238(b)	Pass
6.2	Spurious emissions at antenna terminals	24.238(a), 2.1051	Pass
7.2	Field strength of spurious radiation	24.238(a), 2.1053	Pass
7.5	Band Edge emissions	24.238(b)	Pass
8.2	Frequency stability	2.1055 24.235	Pass

LTE

Harmonized Standard Requirements and Conformance Test Specifications				
Item	Clause	Test Content	Limit	Test Result
3.2	§22.913 §24.232 §27.50	Effective Radiated Power and Equivalent Isotropic Radiated Power Measurement	ERP < 7 Watts (Band 5) EIRP < 2 Watts (Band 2) ERP < 3 Watts (Band 12, Band 13) EIRP < 1 Watts (Band 4)	Pass
5.3	§24.232 §27.50	Peak–to–Average Ratio	< 13 dB	Pass
6.2	§2.1049	Occupied Bandwidth	OBW : No Limit	Pass
7.2	§22.917 §24.238 §27.53	Conducted Spurious Emission Measurement	< 43+10log10(P[Watts])	Pass
8.2	§22.917 §24.238 §27.53	Radiated Spurious Emission Measurement	< 43+10log10(P[Watts])	Pass
8.5	§22.917 §24.238 §27.53	Conducted Band Edge Measurement	< 43+10log10(P[Watts])	Pass
9.2	§2.1055 §22.355 §24.235 §27.54	Frequency stability / Temperature variation Measurement	< 2.5 ppm	Pass

Test item Name	Measurement Uncertainty
Estimation Result of Uncertainty of Radiated Emission(3M)	Expanded Uncertainty: 0.009-30 MHz：2.13 dB 30-1000 MHz：3.53 dB 1-18 GHz：4.19 dB 18-40 GHz：4.09 dB
Estimation Result of Uncertainty of Conducted Output Power Measurement	Expanded Uncertainty：1.61 dB
Estimation Result of Uncertainty of Bandwidth Measurement	Expanded Uncertainty：0.41 kHz
Estimation Result of Uncertainty of Frequency Drift Measurement	Expanded Uncertainty：6.11 Hz
Estimation Result of Uncertainty of Band Edge Measurement	Expanded Uncertainty：1.33 dBc

The decision rule is: Measurement uncertainty is not included in the calculation of test results.

2. General Information

2.1 Testing laboratory

2.1.1 Location

OATS
No.5-1, Shuang Sing Village,
LiShuei Rd., Wanli Township,
Taipei County 207, Taiwan (R.O.C.)
Company
Worldwide Testing Services (Taiwan) Co., Ltd.
6F, NO. 58, LANE 188, RUEY-KUANG RD.
NEIHU, TAIPEI 114, TAIWAN R.O.C.
Tel : 886-2-66068877
Fax : 886-2-66068879

2.1.2 Details of accreditation status

Accredited testing laboratory
FCC filed test laboratory Reg. No. TW1477, TW0020, TW1072
Industry Canada filed test laboratory Reg. No. 20037

2.1.3 Test location, where different from Worldwide Testing Services (Taiwan) Co., Ltd.

Name:	./.
Accredited number:	./.
Street:	./.
Town:	./.
Country:	./.
Telephone:	./.
Fax:	./.

2.2 Details of approval holder

Name:	CLIMAX TECHNOLOGY CO., LTD
Street:	No. 258, Sinhu 2nd Rd., Neihu District,
Town:	Taipei City 114
Country:	Taiwan (R.O.C.)
Telephone:	+886-2-2794-0001
Fax:	+886-2-2792-6618

Manufacturer: (if different from applicant)

Name:	./.
Street:	./.
Town:	./.
Country:	./.

2.3 Description of Tested System

The EUT was tested alone without the Accessories or Peripherals.

Equipment	Model No.	Series No.	Software	Cable information	Note
No accessories were used with this EUT.					

Frequencies Selected to be investigated:

WCDMA Band II
Low Frequency (ch 9262): 1852.4 MHz
Mid Frequency (ch 9400): 1880.0 MHz
High Frequency (ch 9538): 1907.6 MHz

WCDMA Band IV
Low Frequency (ch 1312): 1712.4 MHz
Mid Frequency (ch 1412): 1732.4 MHz
High Frequency (ch 1513): 1752.6 MHz

WCDMA Band V
Low Frequency (ch 4132): 826.4 MHz
Mid Frequency (ch 4183): 836.6 MHz
High Frequency (ch 4233): 846.6 MHz

LTE
Band II

Test Frequency ID	Bandwidth [MHz]	N_{UL}	Frequency of Uplink [MHz]	N_{DL}	Frequency of Downlink [MHz]
Low Range	1.4	18607	1850.7	607	1930.7
	3	18615	1851.5	615	1931.5
	5	18625	1852.5	625	1932.5
	10	18650	1855	650	1935
	15 [1]	18675	1857.5	675	1937.5
	20 [1]	18700	1860	700	1940
Mid Range	1.4/3/5/10 15 [1]/20 [1]	18900	1880	900	1960
High Range	1.4	19193	1909.3	1193	1989.3
	3	19185	1908.5	1185	1988.5
	5	19175	1907.5	1175	1987.5
	10	19150	1905	1150	1985
	15 [1]	19125	1902.5	1125	1982.5
	20 [1]	19100	1900	1100	1980
NOTE 1: Bandwidth for which a relaxation of the specified UE receiver sensitivity requirement (TS 36.101 [27] Clause 7.3) is allowed.					

Band IV

Test Frequency ID	Bandwidth [MHz]	N_{UL}	Frequency of Uplink [MHz]	N_{DL}	Frequency of Downlink [MHz]
Low Range	1.4	19957	1710.7	1957	2110.7
	3	19965	1711.5	1965	2111.5
	5	19975	1712.5	1975	2112.5
	10	20000	1715	2000	2115
	15	20025	1717.5	2025	2117.5
	20	20050	1720	2050	2120
Mid Range	1.4/3/5/10/15/20	20175	1732.5	2175	2132.5
High Range	1.4	20393	1754.3	2393	2154.3
	3	20385	1753.5	2385	2153.5
	5	20375	1752.5	2375	2152.5
	10	20350	1750	2350	2150
	15	20325	1747.5	2325	2147.5
	20	20300	1745	2300	2145

Band V

Test Frequency ID	Bandwidth [MHz]	N_{UL}	Frequency of Uplink [MHz]	N_{DL}	Frequency of Downlink [MHz]
Low Range	1.4	20407	824.7	2407	869.7
	3	20415	825.5	2415	870.5
	5	20425	826.5	2425	871.5
	10 [1]	20450	829	2450	874
Mid Range	1.4/3/5 10 [1]	20525	836.5	2525	881.5
High Range	1.4	20643	848.3	2643	893.3
	3	20635	847.5	2635	892.5
	5	20625	846.5	2625	891.5
	10 [1]	20600	844	2600	889
NOTE 1: Bandwidth for which a relaxation of the specified UE receiver sensitivity requirement (TS 36.101 [27] Clause 7.3) is allowed.					

Band XII

Test Frequency ID	Bandwidth [MHz]	N_{UL}	Frequency of Uplink [MHz]	N_{DL}	Frequency of Downlink [MHz]
Low Range	1.4	23017	699.7	5017	729.7
	3	23025	700.5	5025	730.5
	5 [1]	23035	701.5	5035	731.5
	10 [1]	23060	704	5060	734
Mid Range	1.4/3 5 [1]/10 [1]	23095	707.5	5095	737.5
High Range	1.4	23173	715.3	5173	745.3
	3	23165	714.5	5165	744.5
	5 [1]	23155	713.5	5155	743.5
	10 [1]	23130	711	5130	741
NOTE 1: Bandwidth for which a relaxation of the specified UE receiver sensitivity requirement (TS 36.101 [27] Clause 7.3) is allowed.					

Band XIII

Test Frequency ID	Bandwidth [MHz]	N_{UL}	Frequency of Uplink [MHz]	N_{DL}	Frequency of Downlink [MHz]
Low Range	5 [1]	23205	779.5	5205	748.5
	10 [1]	23230	782	5230	751
Mid Range	5 [1]/10 [1]	23230	782	5230	751
High Range	5 [1]	23255	784.5	5255	753.5
	10 [1]	23230	782	5230	751
NOTE 1: Bandwidth for which a relaxation of the specified UE receiver sensitivity requirement (TS 36.101 [27] Clause 7.3) is allowed.					

Antenna Type: PCB Antenna

Antenna Gain: WCDMA Band II: 3.15 dBi, Band IV: 3.49 dBi,
Band V: 1.15 dBi
LTE Band II: 3.15 dBi, Band IV: 3.49 dBi, *Band V: 1.15 dBi,*
Band XII: -0.04 dBi, *Band XIII: 0.9 dBi*
(Testing laboratory assumes no responsibility for affecting any validity of the resultwhile the information which is provided by clients.)

Power supply: Adapter (I/P: 100-240V~0.4A 50/60Hz;
O/P: 12.0V, 1.0A, 12.0W)
Battery 7.2Vd.c.

2.4 Test environment

Temperature:	27 ºC
Relative humidity content:	54 %
Air pressure:	86-103 Kpa

2.5 General Test Requirement

Radiated Emission: For investigated frequency is equal to or below 1GHz, the RBW and VBW of the spectrum analyzer was 100 kHz and 100 kHz respectively with an appropriate sweep speed.

For investigated frequency is above 1GHz, both of RBW and VBW of the spectrum analyzer were 1 MHz with an appropriate sweep speed. The analyzer was calibrated in dB above a microvolt at the output of the antenna.

The table used for radiated measurements is capable of continuous rotation. The spectrum was scanned from 30 MHz to the frequency specified as follows:

(1) If the intentional radiator operates below 10 GHz: to the tenth harmonic of the highest fundamental frequency or to 40 GHz, whichever is lower.

(2) If the intentional radiator operates at or above 10 GHz and below 30 GHz: to the fifth harmonic of the highest fundamental frequency or to 100 GHz, whichever is lower.

(3) If the intentional radiator operates at or above 30 GHz: to the fifth harmonic of the highest fundamental frequency or to 200 GHz, whichever is lower, unless specified otherwise elsewhere in the rules.

For hand-held devices, a exploratory test was performed with three (3) orthogonal planes to determine the highest emissions.

When an emission was found, the table was rotated to produce the maximum signal strength. At this point, the antenna was raised and lowered from 1m to 4m. The antenna was placed in both the horizontal and vertical planes.

2.6 Test Equipment List

No.	Test equipment	Type	Serial No.	Manufacturer	Cal. Date	Next Cal. Date
ETSTW-CE 001	EMI TEST RECEIVER	ESHS10	842121/013	R&S	2021/6/17	2022/6/16
ETSTW-CE 003	AC POWER SOURCE	APS-9102	D161137	GW	Function Test	
ETSTW-CE 004	ZWEILEITER-V-NETZNACHBILDUNG TWO-LINE V-NETWORK	ESH3-Z5	840731/011	R&S	2020/11/6	2021/11/5
ETSTW-CE 006	IMPULSBEGRENZER PULSE LIMITER	ESH3-Z2	100226	R&S	2020/9/22	2021/9/21
ETSTW-CE 008	HF-EICHLEITUNG RF STEP ATTENUATOR 139dB DPSP	334.6010.02	844581/024	R&S	Function Test	
ETSTW-CE 009	TEMP.&HUMIDITY CHAMBER	GTH-225-40-1P-U	MAA0305-009	GIANT FORCE	2021/7/21	2022/7/20
ETSTW-CE 016	TWO-LINE V-NETWORK	ENV216	100050	R&S	2020/10/26	2021/10/25
ETSTW-CE 028	MXE EMI Receiver	N9038A	MY53220110	Agilent	2021/7/21	2022/7/20
ETSTW-RE 003	EMI TEST RECEIVER	ESI 26	831438/001	R&S	2021/6/17	2022/6/16
ETSTW-RE 004	EMI TEST RECEIVER	ESI 40	832427/004	R&S	2020/9/14	2021/9/13
ETSTW-RE 012	TUNABLE BANDREJECT FILTER	D.C 0309	146	K&L	Function Test	
ETSTW-RE 013	TUNABLE BANDREJECT FILTER	D.C 0336	397	K&L	Function Test	
ETSTW-RE 018	MICROWAVE HORN ANTENNA	AT4560	27212	AR	2021/7/21	2022/7/20
ETSTW-RE 019	MICROWAVE HORN ANTENNA	22240-25	121074	FM	2021/5/31	2022/5/30
ETSTW-RE 027	Passive Loop Antenna	6512	00034563	ETS-Lindgren	2021/6/16	2022/6/15
ETSTW-RE 030	Double-Ridged Guide Horn Antenna	3117	00035224	ETS-Lindgren	2021/5/5	2022/5/4
ETSTW-RE 042	Biconical Antenna	HK116	100172	R&S	2021/3/18	2022/3/17
ETSTW-RE 043	Log-Periodic Dipole Antenna	HL223	100166	R&S	2021/5/21	2022/5/20
ETSTW-RE 044	Log-Periodic Antenna	HL050	100094	R&S	2021/7/14	2022/7/13
ETSTW-RE 045	ESA-E SERIES SPECTRUM ANALYZER	E4404B	MY45111242	Agilent	Pre-test Use	
ETSTW-RE 050	Attenuator 10dB	50HF-010-1	None	JFW	2021/2/19	2022/2/18
ETSTW-RE 051	Attenuator 6dB	50HF-006-1	None	JFW	2021/2/19	2022/2/18
ETSTW-RE 053	Attenuator 3dB	50HF-003-1	None	JFW	2021/2/19	2022/2/18
ETSTW-RE 055	SPECTRUM ANALYZER	FSU 26	200074	R&S	2021/3/16	2022/3/15
ETSTW-RE 060	Attenuator 30dB	5015-30	F651012z-01	ATM	2021/2/19	2022/2/18
ETSTW-RE 062	Amplifier Module	CHC 2	None	KMIC	2021/5/5	2022/5/4
ETSTW-RE 064	Bluetooth Test Set	MT8852B-042	6K00005709	Anritsu	Function Test	
ETSTW-RE 069	Double-Ridged Guide Horn Antenna	3117	00069377	ETS-Lindgren	Function Test	
ETSTW-RE 072	CELL SITE TEST SET	8921A	3339A00375	HP	2020/10/15	2021/10/14
ETSTW-RE 088	SOLID STATE AMPLIFIER	KMA180265A01	99057	KMIC	2020/9/17	2021/9/16
ETSTW-RE 091	Match Pad	MDCS1500	None	WOKEN	2021/5/27	2022/5/26
ETSTW-RE 099	DC Block	50DB-007-1	None	JFW	2021/2/19	2022/2/18
ETSTW-RE 112	AC POWER SOURCE	TFC-1005	T-0A023536	T-Power	Function test	

ETSTW-RE 115	2.4GHz Notch Filter	N0124411	473874	MICROWAVE CIRCUITS	2021/1/6	2022/1/5
ETSTW-RE 120	RF Player	MP9200	MP9210-111022	ADIVIC	2020/12/25	2021/12/24
ETSTW-RE 122	SIGNAL GENERATOR	SMF100A	102149	R&S	2021/6/8	2022/6/7
ETSTW-RE 125	5GHz Notch filter	5NSL11-5200/E221.3-O/O	1	K&L Microwave	2020/8/7	2021/8/6
ETSTW-RE 126	5GHz Notch filter	5NSL12-5800/E221.3-O/O	1	K&L Microwave	2020/8/7	2021/8/6
ETSTW-RE 127	RF Switch Box	RFS-01	None	WTS	2021/2/19	2022/2/18
ETSTW-RE 128	5.3GHz Notch filter	N0153001	SN487233	Microwave Circuits	2020/8/7	2021/8/6
ETSTW-RE 129	5.5GHz Notch filter	N0555984	SN487234	Microwave Circuits	2020/8/7	2021/8/6
ETSTW-RE 130	Handheld RF Spectrum Analyzer	N9340A	CN0147000204	Agilent	Pre-test Use	
ETSTW-RE 142	Amplifier	8447D	2805A03378	Agilent	2021/5/5	2022/5/4
ETSTW-RE 146	Preamplifier	JPA-10M1G	15090004	JPT	2021/6/4	2022/6/3
ETSTW-RE 147	Bi-log Hybrid Antenna	MCTD 2786B	BLB16M04005	ETC	2021/4/7	2022/4/6
ETSTW-RE 148	Bi-log Hybrid Antenna	MCTD 2786B	BLB16M04006	ETC	2021/7/2	2022/7/1
ETSTW-RE 153	Signal Analyzer	FSV40	101929	R&S	2020/10/1	2021/9/30
ETSTW-RF 002	Electromagnetic field probe	LF-30	K-0007	STT	2021/6/4	2022/6/3
ETSTW-EMI 011	USB Compact Modulator	SFC-U	101689	R&S	2021/6/2	2022/6/1
ETSTW-GSM 002	Universal Radio Communication Tester	CMU 200	109439	R&S	2021/3/16	2022/3/15
ETSTW-GSM 003	Radio Communication Analyzer	MT8820C	6201342073	Anritsu	2021/4/27	2022/4/26
ETSTW-GSM 004	Wideband Radio Communication Tester	CMW500	128092	R&S	2020/11/10	2021/11/9
ETSTW-GSM 019	Band Reject Filter	WRCTF824/849-822/851-40 /12+9SS	3	WI	2021/1/6	2022/1/5
ETSTW-GSM 020	Band Reject Filter	WRCD1747/1748-1743/1752-32/5SS	1	WI	2021/1/6	2022/1/5
ETSTW-GSM 021	Band Reject Filter	WRCD1879.5/1880.5-1875.5/1884.5-32/5SS	3	WI	2021/1/6	2022/1/5
ETSTW-GSM 022	Band Reject Filter	WRCT901.9/903.1-904.25-50/8SS	1	WI	2021/1/6	2022/1/5
ETSTW-GSM 023	Power Divider	4901.19.A	None	SUHNER	2020/9/8	2021/9/7
ETSTW-GSM 024	Radio Communication Analyzer	MT8821C	None	Anritsu	2021/4/1	2022/3/31
ETSTW-GSM 025	Band Reject Filter	BRM19835	001	Micro-Tronics	2020/8/7	2021/8/6
ETSTW-Cable 011	SMA to N type Cable	RGU-400	None	THERMAX	Pre-test Use NCR	
ETSTW-Cable 016	BNC Cable	Switch Box	B Cable 1	Schwarz beck	2021/2/19	2022/2/18
ETSTW-Cable 017	BNC Cable	X Cable	B Cable 2	Schwarz beck	2021/2/19	2022/2/18
ETSTW-Cable 018	BNC Cable	Y Cable	B Cable 3	Schwarz beck	2021/2/19	2022/2/18
ETSTW-Cable 019	BNC Cable	Z Cable	B Cable 4	Schwarz beck	2021/2/19	2022/2/18
ETSTW-Cable 020	N TYPE Cable	OATS Cable 1	N30N30-L335-15M	JYE BAO CO.,LTD.	2021/6/22	2022/6/21
ETSTW-Cable 027	Microwave Cable	SUCOFLEX 104	279083	HUBER+SUHNER	2021/5/7	2022/5/6
ETSTW-Cable 028	Microwave Cable	FA147A0015M2020	30064-2	UTIFLEX	2020/9/17	2021/9/16
ETSTW-Cable 029	Microwave Cable	FA147A0015M2020	30064-3	UTIFLEX	2020/9/17	2021/9/16
ETSTW-Cable 030	Microwave Cable	SUCOFLEX 104 （S_Cable 9）	279067	HUBER+SUHNER	2021/2/19	2022/2/18

ETSTW-Cable 043	Microwave Cable	SUCOFLEX 104	317576	HUBER+SUHNER	2021/5/5	2022/5/4
ETSTW-Cable 047	Microwave Cable	SUCOFLEX 104	325518	HUBER+SUHNER	2021/7/2	2022/7/1
ETSTW-Cable 058	Microwave Cable	SUCOFLEX 104	none	HUBER+SUHNER	2021/6/4	2022/6/3
ETSTW-Cable 064	Microwave Cable	SUCOFLEX 104	MY28891	HUBER+SUHNER	2021/5/5	2022/5/4
ETSTW-Cable 071	N TYPE CABLE	EMCCFD400-NM-NM-25000	170239	EMCI	2021/6/4	2022/6/3
ETSTW-Cable 072	SMA type cable (8m)	SUCOFLEX 104	805800/4	HUBER+SUHNER	2021/5/5	2022/5/4
ETSTW-Cable 074	SMA type cable (2m)	SUCOFLEX 104	802563/4	HUBER+SUHNER	2021/5/5	2022/5/4
WTSTW-SW 002	EMI TEST SOFTWARE	EZ_EMC	None	Farad	Version ETS-03A1	
WTSTW-SW 006	EMI TEST SOFTWARE	e3	None	AUDIX	Version 9.161014	
WTSTW-SW 008	Signal studio	Agilent	None	AUDIX	Version 2.0.0.1	
ETSTW-TH 002	Thermohygrometer	608-H1	45204317	Testo	2020/9/23	2021/9/22
ETSTW-TH 003	Wireless weather station	GAIA	N/A	TFA	2020/12/3	2021/12/2

3. RF Power Output

3.1 Test procedure

3.1.1 Conducted Method

Per 47CFR Part 2.1046, the RF power output shall be measured at the RF output terminals and following procedure is employed:

The transmitter output was connected as the following figure:

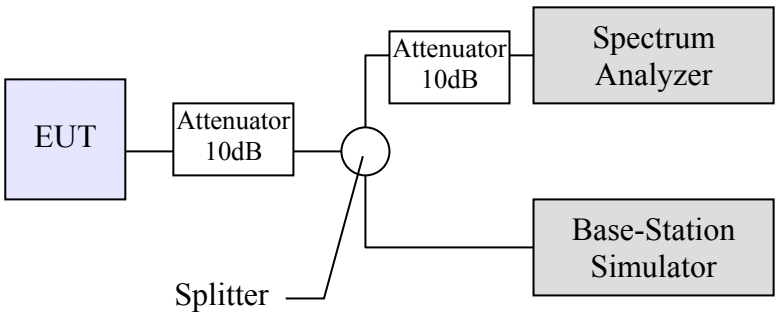

The whole connection system is calibrated with a standard signal generator. Power on and make a link form simulator to EUT and then set the EUT to maximum output power.
Measure the RF power with the spectrum analyzer in accordance the following settings:

RBW: 300 kHz for Frequency below 1GHz and 1MHz for Frequency equal to and above 1GHz.
VBW: 300 kHz for Frequency below 1GHz and 1MHz for Frequency equal to and above 1GHz.
Span: 2MHz
Sweep: 3s

The power output at the transmitter antenna terminal is then determined by assign the value of the corrected factor to the spectrum analyzer reading.

Tests were performed at three frequencies (low, middle and high channels) and operation mode selected.

3.2 Test Results

Test date: July 31, 2020
Temperature: 24.0 ˚C
Humidity: 53.5 %
Tester: Kent

WCDMA
Band II & Band IV & Band V

WCDMA Band II	POWER(dBm) Low Ch9262/ 1852.4MHz	POWER(dBm) Mid Ch9400/ 1880MHz	POWER(dBm) High Ch9538/ 1907.6MHz	EIRP Low Ch9262/ 1852.4MHz	EIRP Mid Ch9400/ 1880MHz	EIRP High Ch9538/ 1907.6MHz
	22.31	22.32	22.57	25.46	25.47	25.72
WCDMA Band IV	POWER(dBm) Low Ch1312/ 1712.4MHz	POWER(dBm) Mid Ch1412 /1732.4MHz	POWER(dBm) High Ch1513/ 1752.6MHz	EIRP Low Ch1312/ 1712.4MHz	EIRP Mid Ch1412/ 1732.4MHz	EIRP High Ch1513/ 1752.6MHz
	22.74	22.46	22.63	26.23	25.95	26.12
WCDMA Band V	POWER(dBm) Low Ch4132/ 826.4MHz	POWER(dBm) Mid Ch4183/ 836.6MHz	POWER(dBm) High Ch4233/ 846.6MHz	ERP Low Ch4132/ 826.4MHz	ERP Mid Ch4183/ 836.6MHz	ERP High Ch4233/ 846.6MHz
	23.52	23.49	23.64	24.67	24.64	24.79

LTE
Band II

BW(MHz)	Modulation	RB Size	RB offset	POWER(dBm) Low Ch18607/ 1850.7MHz	POWER(dBm) Mid Ch18900/ 1880MHz	POWER(dBm) High Ch19193/ 1909.3MHz	EIRP Low Ch18607/ 1850.7MHz	EIRP Mid Ch18900/ 1880MHz	EIRP High Ch19193/ 1909.3MHz
1.4	QPSK	1	0	22.58	22.83	22.78	25.73	25.98	25.93
1.4	QPSK	1	3	22.88	22.95	23.13	26.03	26.10	26.28
1.4	QPSK	1	5	22.78	22.70	22.98	25.93	25.85	26.13
1.4	QPSK	3	0	22.85	22.92	23.06	26.00	26.07	26.21
1.4	QPSK	3	1	22.92	23.00	23.04	26.07	26.15	26.19
1.4	QPSK	3	3	22.85	22.98	22.93	26.00	26.13	26.08
1.4	QPSK	6	0	21.74	21.85	22.05	24.89	25.00	25.20
1.4	16QAM	1	0	21.06	21.27	21.43	24.21	24.42	24.58
1.4	16QAM	1	3	21.01	21.53	21.38	24.16	24.68	24.53
1.4	16QAM	1	5	21.51	21.40	20.88	24.66	24.55	24.03
BW(MHz)	Modulation	RB Size	RB offset	POWER(dBm) Low Ch18615/ 1851.5MHz	POWER(dBm) Mid Ch18900 /1880MHz	POWER(dBm) High Ch19185/ 1908.5MHz	EIRP Low Ch18615/ 1851.5MHz	EIRP Mid Ch18900/ 1880MHz	EIRP High Ch19185/ 1908.5MHz
3	QPSK	1	0	22.36	22.69	22.66	25.51	25.84	25.81
3	QPSK	1	7	22.88	22.80	23.18	26.03	25.95	26.33
3	QPSK	1	14	22.72	22.69	22.55	25.87	25.84	25.70
3	QPSK	8	0	21.71	21.88	21.97	24.86	25.03	25.12
3	QPSK	8	3	21.59	21.72	21.90	24.74	24.87	25.05
3	QPSK	8	7	21.68	21.95	21.97	24.83	25.10	25.12
3	QPSK	15	0	21.69	21.88	22.04	24.84	25.03	25.19
3	16QAM	1	0	21.25	21.25	21.44	24.40	24.40	24.59
3	16QAM	1	7	21.52	22.12	22.03	24.67	25.27	25.18
3	16QAM	1	14	21.35	21.29	21.37	24.50	24.44	24.52
BW(MHz)	Modulation	RB Size	RB offset	POWER(dBm) Low Ch18625/ 1852.5MHz	POWER(dBm) Mid Ch18900/ 1880MHz	POWER(dBm) High Ch19175/ 1907.5MHz	EIRP Low Ch18625/ 1852.5MHz	EIRP Mid Ch18900/ 1880MHz	EIRP High Ch19175/ 1907.5MHz
5	QPSK	1	0	22.46	22.66	22.65	25.61	25.81	25.80
5	QPSK	1	12	22.57	23.03	23.23	25.72	26.18	26.38
5	QPSK	1	24	22.73	22.65	22.69	25.88	25.80	25.84
5	QPSK	12	0	21.63	21.85	21.96	24.78	25.00	25.11
5	QPSK	12	6	21.65	21.87	21.92	24.80	25.02	25.07
5	QPSK	12	13	21.75	21.81	22.09	24.90	24.96	25.24
5	QPSK	25	0	21.68	21.83	21.86	24.83	24.98	25.01
5	16QAM	1	0	21.08	21.70	21.84	24.23	24.85	24.99
5	16QAM	1	12	22.03	22.13	21.92	25.18	25.28	25.07
5	16QAM	1	24	20.77	21.19	21.45	23.92	24.34	24.60

BW(MHz)	Modulation	RB Size	RB offset	POWER(dBm) Low Ch18650/ 1855MHz	POWER(dBm) Mid Ch18900/ 1880MHz	POWER(dBm) High Ch19150/ 1905MHz	EIRP Low Ch18650/ 1855MHz	EIRP Mid Ch18900/ 1880MHz	EIRP High Ch19150/ 1905MHz
10	QPSK	1	0	22.75	22.77	22.60	25.90	25.92	25.75
10	QPSK	1	24	22.90	22.67	22.68	26.05	25.82	25.83
10	QPSK	1	49	22.60	22.68	23.07	25.75	25.83	26.22
10	QPSK	25	0	21.75	21.88	22.01	24.90	25.03	25.16
10	QPSK	25	12	21.79	21.94	22.06	24.94	25.09	25.21
10	QPSK	25	25	21.78	21.87	22.20	24.93	25.02	25.35
10	QPSK	50	0	21.78	21.99	22.01	24.93	25.14	25.16
10	16QAM	1	0	21.32	21.23	21.24	24.47	24.38	24.39
10	16QAM	1	24	21.11	21.55	21.71	24.26	24.70	24.86
10	16QAM	1	49	21.79	21.39	21.44	24.94	24.54	24.59
BW(MHz)	Modulation	RB Size	RB offset	POWER(dBm) Low Ch18675/ 1857.5MHz	POWER(dBm) Mid Ch18900/ 1880MHz	POWER(dBm) High Ch19125/ 1902.5MHz	EIRP Low Ch18675/ 1857.5MHz	EIRP Mid Ch18900/ 1880MHz	EIRP High Ch19125/ 1902.5MHz
15	QPSK	1	0	22.97	22.81	22.86	26.12	25.96	26.01
15	QPSK	1	37	22.99	23.33	23.35	26.14	26.48	26.50
15	QPSK	1	74	22.91	23.18	23.22	26.06	26.33	26.37
15	QPSK	36	0	21.88	22.04	22.03	25.03	25.19	25.18
15	QPSK	36	19	22.10	21.98	22.01	25.25	25.13	25.16
15	QPSK	36	39	22.13	22.10	22.01	25.28	25.25	25.16
15	QPSK	75	0	22.02	22.05	22.07	25.17	25.20	25.22
15	16QAM	1	0	21.44	22.27	22.52	24.59	25.42	25.67
15	16QAM	1	37	22.57	22.71	22.81	25.72	25.86	25.96
15	16QAM	1	74	21.70	22.31	21.92	24.85	25.46	25.07
BW(MHz)	Modulation	RB Size	RB offset	POWER(dBm) Low Ch18700/ 1860MHz	POWER(dBm) Mid Ch18900/ 1880MHz	POWER(dBm) High Ch19100/ 1900MHz	EIRP Low Ch18675/ 1857.5MHz	EIRP Mid Ch18900/ 1880MHz	EIRP High Ch19125/ 1902.5MHz
20	QPSK	1	0	22.28	22.80	23.05	25.43	25.95	26.20
20	QPSK	1	49	22.83	23.22	22.87	25.98	26.37	26.02
20	QPSK	1	99	23.06	22.9	22.80	26.21	26.05	25.95
20	QPSK	50	0	21.90	22.00	22.03	25.05	25.15	25.18
20	QPSK	50	25	21.97	22.11	22.12	25.12	25.26	25.27
20	QPSK	50	50	21.90	22.19	22.12	25.05	25.34	25.27
20	QPSK	100	0	21.89	22.06	22.04	25.04	25.21	25.19
20	16QAM	1	0	21.52	22.23	21.98	24.67	25.38	25.13
20	16QAM	1	49	21.89	22.35	22.33	25.04	25.50	25.48
20	16QAM	1	99	21.57	21.69	21.81	24.72	24.84	24.96

Band IV

BW(MHz)	Modulation	RB Size	RB offset	POWER(dBm) Low Ch19957/ 1710.7MHz	POWER(dBm) Mid Ch20175/ 1732.5MHz	POWER(dBm) High Ch20393/ 1754.3MHz	EIRP Low Ch19957/ 1710.7MHz	EIRP Mid Ch20175/ 1732.5MHz	EIRP High Ch20393/ 1754.3MHz
1.4	QPSK	1	0	22.53	22.63	22.35	26.02	26.12	25.84
1.4	QPSK	1	3	22.67	22.82	22.56	26.16	26.31	26.05
1.4	QPSK	1	5	22.59	22.68	22.42	26.08	26.17	25.91
1.4	QPSK	3	0	22.77	23.10	23.05	26.26	26.59	26.54
1.4	QPSK	3	1	22.93	23.15	23.05	26.42	26.64	26.54
1.4	QPSK	3	3	22.85	23.02	22.95	26.34	26.51	26.44
1.4	QPSK	6	0	21.97	22.01	21.89	25.46	25.50	25.38
1.4	16QAM	1	0	21.45	21.80	21.75	24.94	25.29	25.24
1.4	16QAM	1	3	21.06	21.28	21.03	24.55	24.77	24.52
1.4	16QAM	1	5	21.28	21.24	21.03	24.77	24.73	24.52
BW(MHz)	Modulation	RB Size	RB offset	POWER(dBm) Low Ch19965/ 1711.5MHz	POWER(dBm) Mid Ch20175/ 1732.5MHz	POWER(dBm) High Ch20385/ 1753.5MHz	EIRP Low Ch19965/ 1711.5MHz	EIRP Mid Ch20175/ 1732.5MHz	EIRP High Ch20385/ 1753.5MHz
3	QPSK	1	0	22.94	22.72	22.81	26.43	26.21	26.30
3	QPSK	1	7	22.52	23.02	22.68	26.01	26.51	26.17
3	QPSK	1	14	22.89	22.52	22.63	26.38	26.01	26.12
3	QPSK	8	0	21.94	21.98	21.83	25.43	25.47	25.32
3	QPSK	8	3	21.81	22.05	21.79	25.30	25.54	25.28
3	QPSK	8	7	21.77	22.06	21.91	25.26	25.55	25.40
3	QPSK	15	0	21.88	22.04	21.76	25.37	25.53	25.25
3	16QAM	1	0	21.49	21.42	21.19	24.98	24.91	24.68
3	16QAM	1	7	21.26	21.48	21.53	24.75	24.97	25.02
3	16QAM	1	14	21.39	21.45	21.17	24.88	24.94	24.66
BW(MHz)	Modulation	RB Size	RB offset	POWER(dBm) Low Ch19975/ 1712.5MHz	POWER(dBm) Mid Ch20175/ 1732.5MHz	POWER(dBm) High Ch20375/ 1752.5MHz	EIRP Low Ch19975/ 1712.5MHz	EIRP Mid Ch20175/ 1732.5MHz	EIRP High Ch20375/ 1752.5MHz
5	QPSK	1	0	22.73	22.81	22.61	26.22	26.30	26.10
5	QPSK	1	12	22.61	22.88	22.67	26.10	26.37	26.16
5	QPSK	1	24	22.57	22.52	22.87	26.06	26.01	26.36
5	QPSK	12	0	21.71	21.88	21.76	25.20	25.37	25.25
5	QPSK	12	6	21.67	21.98	21.85	25.16	25.47	25.34
5	QPSK	12	13	21.82	21.97	21.74	25.31	25.46	25.23
5	QPSK	25	0	21.67	21.97	21.87	25.16	25.46	25.36
5	16QAM	1	0	21.71	21.39	21.40	25.20	24.88	24.89
5	16QAM	1	12	21.58	21.62	21.62	25.07	25.11	25.11
5	16QAM	1	24	21.41	21.31	21.31	24.90	24.80	24.80
BW(MHz)	Modulation	RB Size	RB offset	POWER(dBm) Low Ch20000/ 1715MHz	POWER(dBm) Mid Ch20175/ 1732.5MHz	POWER(dBm) High Ch20350/ 1750MHz	EIRP Low Ch20000/ 1715MHz	EIRP Mid Ch20175/ 1732.5MHz	EIRP High Ch20350/ 1750MHz
10	QPSK	1	0	22.58	22.40	22.46	26.07	25.89	25.95
10	QPSK	1	24	22.48	22.69	22.51	25.97	26.18	26.00
10	QPSK	1	49	22.36	22.69	22.80	25.85	26.18	26.29
10	QPSK	25	0	21.72	21.95	21.87	25.21	25.44	25.36
10	QPSK	25	12	21.82	21.99	21.70	25.31	25.48	25.19
10	QPSK	25	25	21.57	21.88	21.82	25.06	25.37	25.31
10	QPSK	50	0	21.79	21.99	21.75	25.28	25.48	25.24
10	16QAM	1	0	21.98	20.96	21.22	25.47	24.45	24.71
10	16QAM	1	24	21.53	21.25	20.92	25.02	24.74	24.41
10	16QAM	1	49	20.82	20.77	21.07	24.31	24.26	24.56

BW(MHz)	Modulation	RB Size	RB offset	POWER(dBm) Low Ch20025/1717.5 MHz	POWER(dBm) Mid Ch20175/1732.5 MHz	POWER(dBm) High Ch20325/1747.5 MHz	EIRP Low Ch20025/1717.5MHz	EIRP Mid Ch20175/1732.5MHz	EIRP High Ch20325/1747.5MHz
15	QPSK	1	0	22.45	22.47	22.71	25.94	25.96	26.20
15	QPSK	1	37	22.53	22.73	22.95	26.02	26.22	26.44
15	QPSK	1	74	22.7	22.71	22.86	26.19	26.20	26.35
15	QPSK	36	0	21.7	22.02	21.76	25.19	25.51	25.25
15	QPSK	36	19	21.6	22.01	21.67	25.09	25.50	25.16
15	QPSK	36	39	21.65	21.8	21.65	25.14	25.29	25.14
15	QPSK	75	0	21.7	21.77	21.78	25.19	25.26	25.27
15	16QAM	1	0	21.8	22.3	21.29	25.29	25.79	24.78
15	16QAM	1	37	21.45	21.74	22.2	24.94	25.23	25.69
15	16QAM	1	74	21.65	21.49	21.66	25.14	24.98	25.15
BW(MHz)	Modulation	RB Size	RB offset	POWER(dBm) Low Ch20025/ 1717.5MHz	POWER(dBm) Mid Ch20175/ 1732.5MHz	POWER(dBm) High Ch20325/ 1747.5MHz	EIRP Low Ch20025/ 1717.5MHz	EIRP Mid Ch20175/ 1732.5MHz	EIRP High Ch20325/ 1747.5MHz
20	QPSK	1	0	22.55	22.88	22.71	26.04	26.37	26.20
20	QPSK	1	49	22.39	22.66	23.01	25.88	26.15	26.50
20	QPSK	1	99	22.73	22.38	22.32	26.22	25.87	25.81
20	QPSK	50	0	21.99	21.98	21.99	25.48	25.47	25.48
20	QPSK	50	25	21.73	21.94	21.82	25.22	25.43	25.31
20	QPSK	50	50	21.82	21.77	21.67	25.31	25.26	25.16
20	QPSK	100	0	21.64	22.01	21.79	25.13	25.50	25.28
20	16QAM	1	0	21.00	21.20	21.78	24.49	24.69	25.27
20	16QAM	1	49	21.62	21.29	21.10	25.11	24.78	24.59
20	16QAM	1	99	21.18	21.81	21.19	24.67	25.30	24.68

Band V

BW (MHz)	Modulation	RB Size	RB offset	POWER(dBm) Low Ch20407/ 824.7MHz	POWER(dBm) Mid Ch20525/ 836.5MHz	POWER(dBm) High Ch20643/ 848.3MHz	ERP Low Ch20407/ 824.7MHz	ERP Mid Ch20525/ 836.5MHz	ERP High Ch20643/ 848.3MHz
1.4	QPSK	1	0	23.58	23.31	23.27	24.73	24.46	24.42
1.4	QPSK	1	3	23.53	23.49	23.38	24.68	24.64	24.53
1.4	QPSK	1	5	23.32	23.65	23.37	24.47	24.80	24.52
1.4	QPSK	3	0	23.50	23.70	23.46	24.65	24.85	24.61
1.4	QPSK	3	1	23.61	23.67	23.73	24.76	24.82	24.88
1.4	QPSK	3	3	23.73	23.78	23.54	24.88	24.93	24.69
1.4	QPSK	6	0	22.52	22.61	22.46	23.67	23.76	23.61
1.4	16QAM	1	0	22.32	22.35	22.39	23.47	23.50	23.54
1.4	16QAM	1	3	21.86	22.24	22.06	23.01	23.39	23.21
1.4	16QAM	1	5	22.06	22.11	21.68	23.21	23.26	22.83
BW (MHz)	Modulation	RB Size	RB offset	POWER(dBm) Low Ch20415/ 825.5MHz	POWER(dBm) Mid Ch20525/ 836.5MHz	POWER(dBm) High Ch20635/ 847.5MHz	ERP Low Ch20415/ 825.5MHz	ERP Mid Ch20525/ 836.5MHz	ERP High Ch20635/ 847.5MHz
3	QPSK	1	0	23.57	23.63	23.07	24.72	24.78	24.22
3	QPSK	1	7	23.80	23.50	23.09	24.95	24.65	24.24
3	QPSK	1	14	23.55	23.55	23.51	24.70	24.70	24.66
3	QPSK	8	0	22.65	22.72	22.36	23.80	23.87	23.51
3	QPSK	8	3	22.74	22.58	22.45	23.89	23.73	23.60
3	QPSK	8	7	22.56	22.61	22.46	23.71	23.76	23.61
3	QPSK	15	0	22.67	22.57	22.38	23.82	23.72	23.53
3	16QAM	1	0	22.55	22.07	21.99	23.70	23.22	23.14
3	16QAM	1	7	22.64	22.49	21.96	23.79	23.64	23.11
3	16QAM	1	14	22.04	22.16	22.42	23.19	23.31	23.57

BW (MHz)	Modulation	RB Size	RB offset	POWER(dBm) Low Ch20425/ 826.5MHz	POWER(dBm) Mid Ch20525/ 836.5MHz	POWER(dBm) High Ch20625/ 846.5MHz	ERP Low Ch20425/ 826.5MHz	ERP Mid Ch20525/ 836.5MHz	ERP High Ch20625/ 846.5MHz
5	QPSK	1	0	23.54	23.30	23.37	24.69	24.45	24.52
5	QPSK	1	12	23.56	23.72	23.18	24.71	24.87	24.33
5	QPSK	1	24	23.53	23.31	23.36	24.68	24.46	24.51
5	QPSK	12	0	22.75	22.59	22.39	23.90	23.74	23.54
5	QPSK	12	6	22.72	22.66	22.29	23.87	23.81	23.44
5	QPSK	12	13	22.81	22.57	22.55	23.96	23.72	23.70
5	QPSK	25	0	22.72	22.62	22.47	23.87	23.77	23.62
5	16QAM	1	0	22.09	22.45	22.13	23.24	23.60	23.28
5	16QAM	1	12	22.67	22.53	21.88	23.82	23.68	23.03
5	16QAM	1	24	21.98	22.30	22.01	23.13	23.45	23.16

BW (MHz)	Modulation	RB Size	RB offset	POWER(dBm) Low Ch20450/ 829MHz	POWER(dBm) Mid Ch20525/ 836.5MHz	POWER(dBm) High Ch20600/ 844MHz	ERP Low Ch20450/ 829MHz	ERP Mid Ch20525/ 836.5MHz	ERP High Ch20600/ 844MHz
10	QPSK	1	0	23.40	23.81	23.24	24.55	24.96	24.39
10	QPSK	1	24	23.64	23.61	23.25	24.79	24.76	24.40
10	QPSK	1	49	23.02	23.46	23.34	24.17	24.61	24.49
10	QPSK	25	0	22.63	22.47	22.55	23.78	23.62	23.7
10	QPSK	25	12	22.46	22.48	22.27	23.61	23.63	23.42
10	QPSK	25	25	22.32	22.45	22.32	23.47	23.60	23.47
10	QPSK	50	0	22.57	22.44	22.45	23.72	23.59	23.60
10	16QAM	1	0	22.19	21.92	22.01	23.34	23.07	23.16
10	16QAM	1	24	21.92	22.36	21.71	23.07	23.51	22.86
10	16QAM	1	49	22.05	22.27	22.30	23.20	23.42	23.45

Band XII

BW(MHz)	Modulation	RB Size	RB offset	POWER(dBm) Low Ch23017/ 699.7MHz	POWER(dBm) Mid Ch23095/ 707.5MHz	POWER(dBm) High Ch23173/ 715.3MHz	ERP Low Ch23017/ 699.7MHz	ERP Mid Ch23095/ 707.5MHz	ERP High Ch23173/ 715.3MHz
1.4	QPSK	1	0	22.54	22.68	22.40	22.50	22.64	22.36
1.4	QPSK	1	3	22.79	22.83	22.98	22.75	22.79	22.94
1.4	QPSK	1	5	23.16	22.70	22.64	23.12	22.66	22.60
1.4	QPSK	3	0	22.93	22.98	22.97	22.89	22.94	22.93
1.4	QPSK	3	1	23.18	23.19	22.96	23.14	23.15	22.92
1.4	QPSK	3	3	23.09	22.96	22.89	23.05	22.92	22.85
1.4	QPSK	6	0	22.18	22.08	22.05	22.14	22.04	22.01
1.4	16QAM	1	0	21.15	21.74	21.27	21.11	21.70	21.23
1.4	16QAM	1	3	21.61	21.54	21.73	21.57	21.50	21.69
1.4	16QAM	1	5	21.64	21.38	21.29	21.60	21.34	21.25
BW(MHz)	Modulation	RB Size	RB offset	POWER(dBm) Low Ch23025/ 700.5MHz	POWER(dBm) Mid Ch23095/ 707.5MHz	POWER(dBm) High Ch23165/ 714.5MHz	ERP Low Ch23025/ 700.5MHz	ERP Mid Ch23095/ 707.5MHz	ERP High Ch23165/ 714.5MHz
3	QPSK	1	0	22.81	22.87	22.83	22.77	22.83	22.79
3	QPSK	1	7	23.16	22.99	22.81	23.12	22.95	22.77
3	QPSK	1	14	23.02	22.88	22.95	22.98	22.84	22.91
3	QPSK	8	0	22.18	22.15	22.09	22.14	22.11	22.05
3	QPSK	8	3	22.08	22.16	22.08	22.04	22.12	22.04
3	QPSK	8	7	22.21	22.17	21.99	22.17	22.13	21.95
3	QPSK	15	0	22.06	22.09	22	22.02	22.05	21.96
3	16QAM	1	0	21.78	21.55	21.43	21.74	21.51	21.39
3	16QAM	1	7	21.69	21.78	22.07	21.65	21.74	22.03
3	16QAM	1	14	21.93	21.6	21.52	21.89	21.56	21.48
BW(MHz)	Modulation	RB Size	RB offset	POWER(dBm) Low Ch23035/ 701.5MHz	POWER(dBm) Mid Ch23095/ 707.5MHz	POWER(dBm) High Ch23155/ 713.5MHz	ERP Low Ch23035/ 701.5MHz	ERP Mid Ch23095/ 707.5MHz	ERP High Ch23155/ 713.5MHz
5	QPSK	1	0	22.58	22.52	22.49	22.54	22.48	22.45
5	QPSK	1	12	22.92	23.01	23.06	22.88	22.97	23.02
5	QPSK	1	24	22.98	22.50	22.83	22.94	22.46	22.79
5	QPSK	12	0	22.04	21.99	22.04	22.00	21.95	22.00
5	QPSK	12	6	22.04	22.04	22.06	22.00	22.00	22.02
5	QPSK	12	13	22.09	22.12	22.04	22.05	22.08	22.00
5	QPSK	25	0	22.18	22.10	22.00	22.14	22.06	21.96
5	16QAM	1	0	20.86	21.42	21.57	20.82	21.38	21.53
5	16QAM	1	12	21.98	21.57	21.91	21.94	21.53	21.87
5	16QAM	1	24	20.95	20.98	21.20	20.91	20.94	21.16
BW(MHz)	Modulation	RB Size	RB offset	POWER(dBm) Low Ch23035/ 701.5MHz	POWER(dBm) Mid Ch23095/ 707.5MHz	POWER(dBm) High Ch23155/ 713.5MHz	ERP Low Ch23035/ 701.5MHz	ERP Mid Ch23095/ 707.5MHz	ERP High Ch23155/ 713.5MHz
10	QPSK	1	0	22.80	22.78	22.86	22.76	22.74	22.82
10	QPSK	1	24	22.84	22.74	23.46	22.80	22.70	23.42
10	QPSK	1	49	22.95	22.62	22.72	22.91	22.58	22.68
10	QPSK	25	0	22.01	22.03	22.16	21.97	21.99	22.12
10	QPSK	25	12	22.23	22.12	22.11	22.19	22.08	22.07
10	QPSK	25	25	22.11	21.93	22.09	22.07	21.89	22.05
10	QPSK	50	0	22.16	22.05	22.14	22.12	22.01	22.10
10	16QAM	1	0	21.44	21.61	22.07	21.40	21.57	22.03
10	16QAM	1	24	21.06	21.74	21.16	21.02	21.70	21.12
10	16QAM	1	49	21.70	21.10	20.84	21.66	21.06	20.80

Band XIII

BW(MHz)	Modulation	RB Size	RB offset	POWER(dBm) Low Ch23205/ 779.5MHz	POWER(dBm) Mid Ch23230/ 782MHz	POWER(dBm) High Ch23255/ 784.5MHz	ERP Low Ch23205/ 779.5MHz	ERP Mid Ch23230/ 782MHz	ERP High Ch23255/ 784.5MHz
5	QPSK	1	0	22.67	22.79	22.92	23.57	23.69	23.82
5	QPSK	1	12	23.06	23.39	23.23	23.96	24.29	24.13
5	QPSK	1	24	23.35	23.18	22.85	24.25	24.08	23.75
5	QPSK	12	0	22.14	22.21	22.36	23.04	23.11	23.26
5	QPSK	12	6	22.24	22.32	22.45	23.14	23.22	23.35
5	QPSK	12	13	22.21	22.300	22.25	23.11	23.20	23.15
5	QPSK	25	0	22.29	22.34	22.33	23.19	23.24	23.23
5	16QAM	1	0	21.69	21.42	22.30	22.59	22.32	23.20
5	16QAM	1	12	22.04	22.40	22.46	22.94	23.30	23.36
5	16QAM	1	24	21.65	21.91	21.64	22.55	22.81	22.54

BW(MHz)	Modulation	RB Size	RB offset	POWER(dBm) Low&Mid&High Ch23230/782MHz	ERP Mid Ch23230/782MHz
10	QPSK	1	0	23.01	23.91
10	QPSK	1	24	23.66	24.56
10	QPSK	1	49	22.92	23.82
10	QPSK	25	0	22.32	23.22
10	QPSK	25	12	22.34	23.24
10	QPSK	25	25	22.34	23.24
10	QPSK	50	0	22.47	23.37
10	16QAM	1	0	21.80	22.70
10	16QAM	1	24	22.33	23.23
10	16QAM	1	49	21.54	22.44

Test equipment: ETSTW-GSM 002, ETSTW-GSM 004

4. Modulation Characteristics

4.1 Test procedure

☐ A curve or equivalent data showing the frequency response of the audio modulating circuit over a range of 100 to 5000 Hz shall be submitted.
The audio signal generator is connected to the audio input of the EUT with its full rating. The modulation response is measured at certain modulation frequencies, related to 1000Hz reference signal. Tests are performed for positive and negative modulation.

☐ Equipment which employs modulation Limiting: A curve or family of curves showing the percentage of modulation versus the modulation input voltage shall be supplied. The audio signal generator is connected to the audio input of the EUT with its full rating. The modulation limiting is measured at certain modulation frequencies from 100Hz to 15kHz.

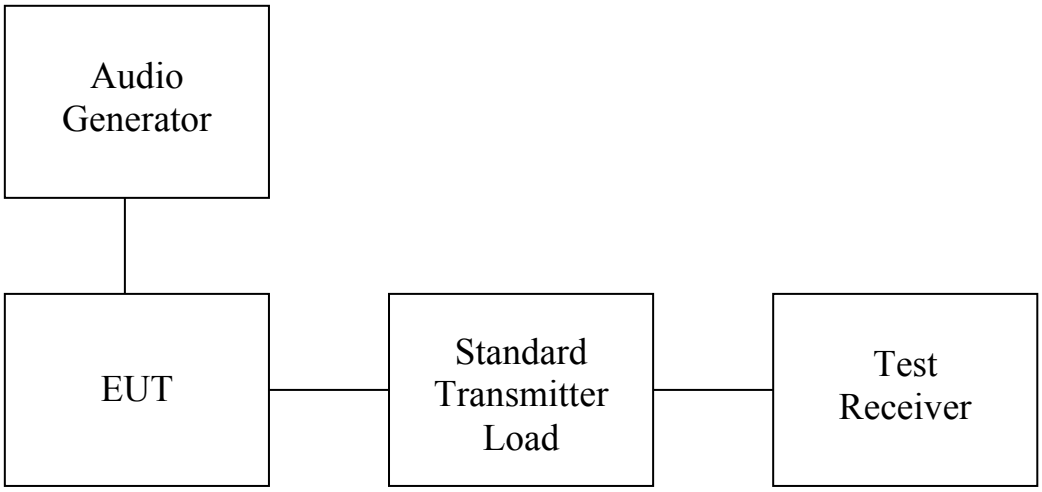

4.2 Test Results

For digital modulation employed, this test item is not applicable.

5. Peak–to–Average Ratio

The peak-to-average power ratio (PAPR) of the transmitter output power must not exceed 13 dB. The PAPR measurements should be made using either an instrument with complementary cumulative distribution function (CCDF) capabilities to determine that PAPR will not exceed 13 dB for more than 0.1 percent of the time or other Commission approved procedure. The measurement must be performed using a signal corresponding to the highest PAPR expected during periods of continuous transmission.

5.1 Test procedure

1. The EUT main port was connected to the LTE emulator and spectrum analyzer via power divider
2. For Spectrum Analyzer setting :
3. Set the CCDF function in spectrum analyzer.
4. Set RBW ≥ signal's occupied bandwidth.
5. Set the number of counts to a value that stabilizes the measured CCDF curve.
6. Set the measurement interval (sweep time) to 1ms.
7. The highest RF powers were measured and recorded the maximum PAPR level associated with a probability of 0.1%
8. Record the deviation as Peak to Average Ratio.

5.2 Test Set up

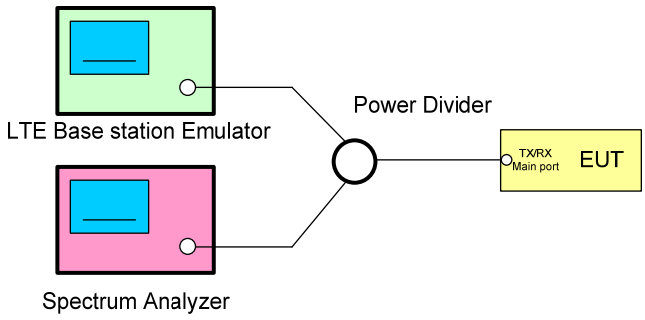

5.3 Test Results

Test date: August 13, 2020
Temperature: 24.5 °C
Humidity: 48.6 %
Tester: Kent

WCDMA
Band II

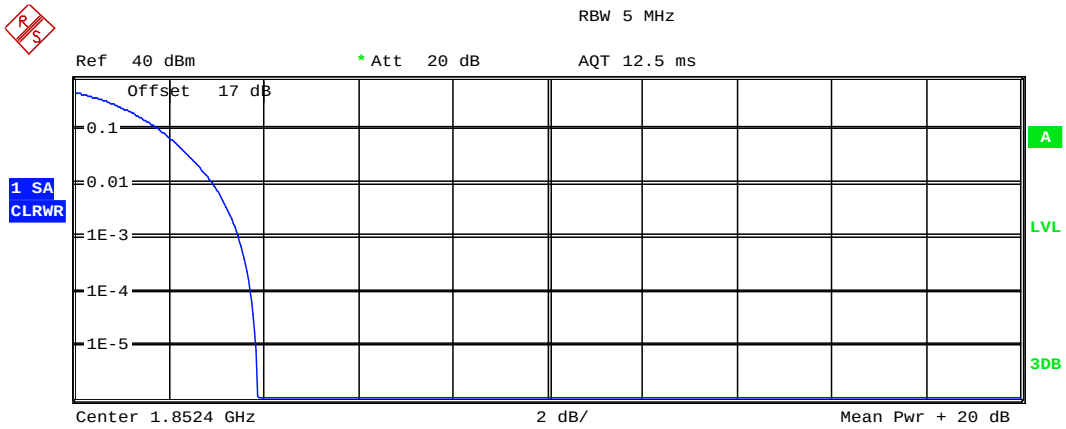

Complementary Cumulative Distribution Function (100000 samples)

	Trace 1
Mean	21.40 dBm
Peak	25.27 dBm
Crest	3.87 dB
10 %	1.79 dB
1 %	2.92 dB
.1 %	3.46 dB
.01 %	3.72 dB

Date: 13.AUG.2020 19:12:19

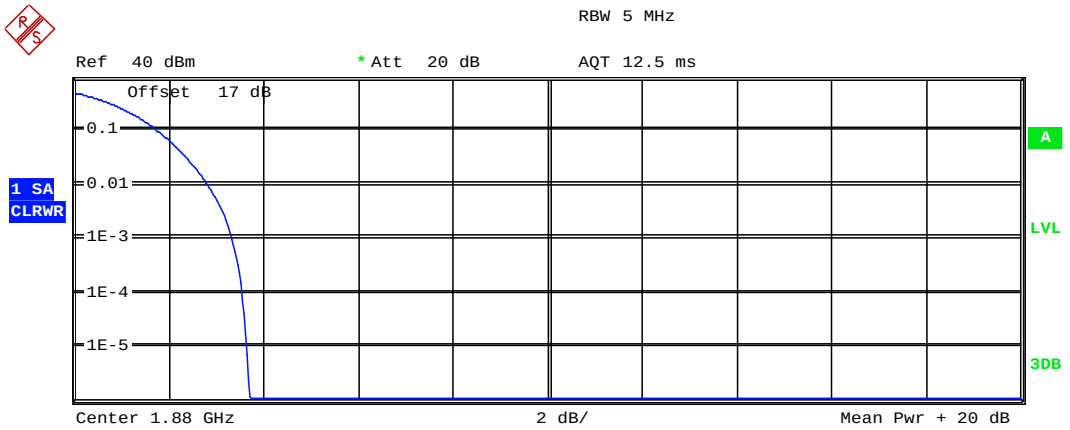

Complementary Cumulative Distribution Function (100000 samples)

	Trace 1
Mean	21.22 dBm
Peak	24.91 dBm
Crest	3.70 dB
10 %	1.76 dB
1 %	2.79 dB
.1 %	3.33 dB
.01 %	3.56 dB

Date: 13.AUG.2020 19:12:47

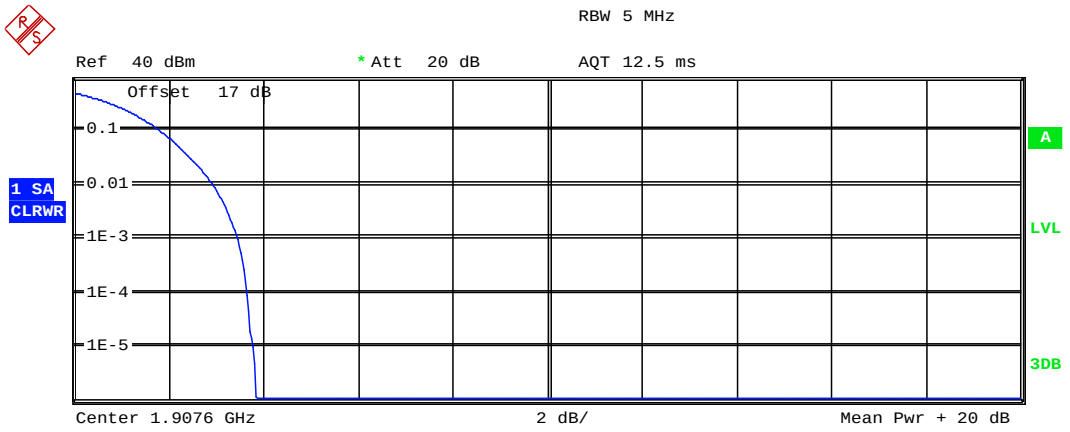

Complementary Cumulative Distribution Function (100000 samples)

	Trace 1
Mean	21.21 dBm
Peak	25.06 dBm
Crest	3.84 dB
10 %	1.79 dB
1 %	2.92 dB
.1 %	3.46 dB
.01 %	3.65 dB

Date: 13.AUG.2020 19:13:11

Band IV

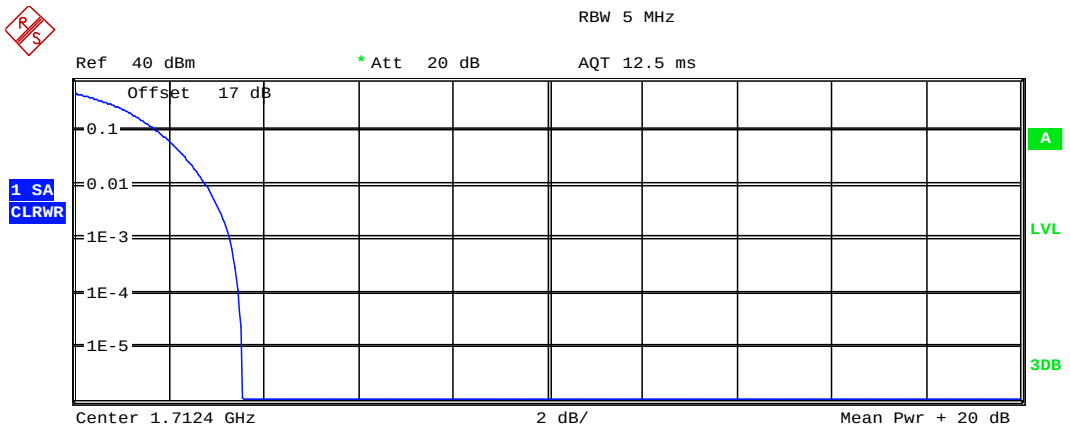

Complementary Cumulative Distribution Function (100000 samples)

	Trace 1
Mean	21.50 dBm
Peak	25.06 dBm
Crest	3.55 dB
10 %	1.76 dB
1 %	2.79 dB
.1 %	3.30 dB
.01 %	3.46 dB

Date: 13.AUG.2020 19:13:38

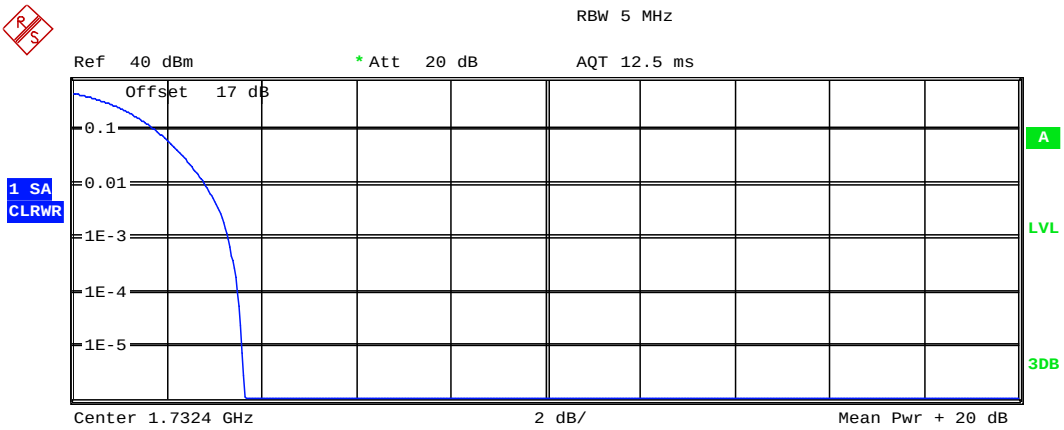

Complementary Cumulative Distribution Function (100000 samples)

	Trace 1
Mean	21.21 dBm
Peak	24.84 dBm
Crest	3.64 dB
10 %	1.76 dB
1 %	2.79 dB
.1 %	3.30 dB
.01 %	3.49 dB

Date: 13.AUG.2020 19:14:02

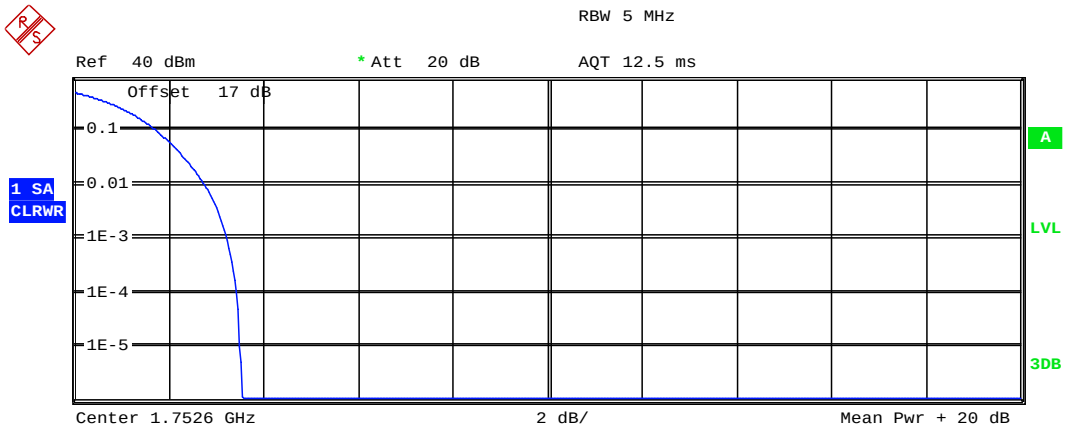

Complementary Cumulative Distribution Function (100000 samples)

	Trace 1
Mean	21.29 dBm
Peak	24.84 dBm
Crest	3.55 dB
10 %	1.73 dB
1 %	2.76 dB
.1 %	3.24 dB
.01 %	3.43 dB

Date: 13.AUG.2020 19:14:23

Band V

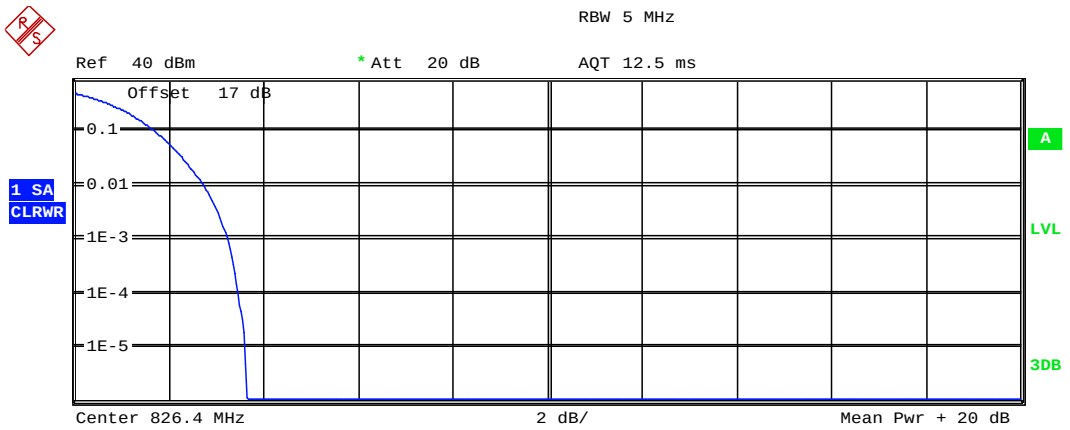

Complementary Cumulative Distribution Function (100000 samples)

	Trace 1
Mean	22.49 dBm
Peak	26.11 dBm
Crest	3.63 dB
10 %	1.70 dB
1 %	2.72 dB
.1 %	3.24 dB
.01 %	3.46 dB

Date: 13.AUG.2020 19:15:03

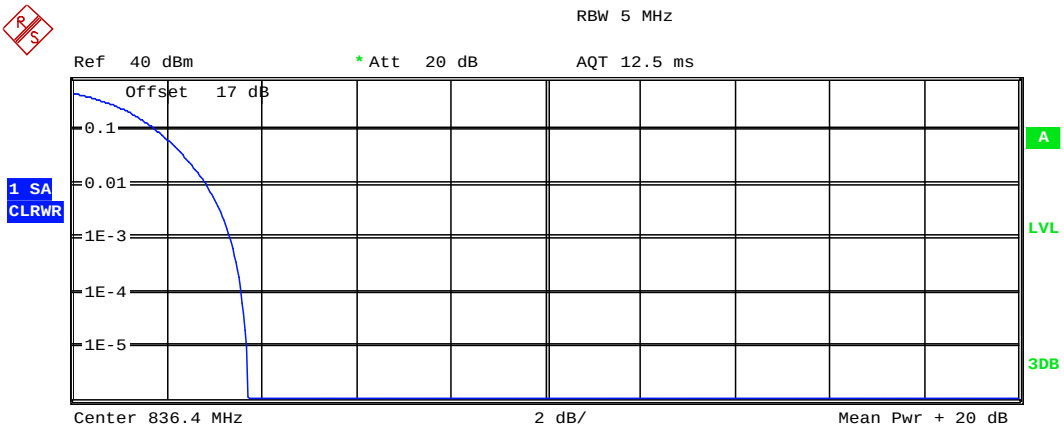

Complementary Cumulative Distribution Function (100000 samples)

	Trace 1
Mean	22.61 dBm
Peak	26.33 dBm
Crest	3.71 dB
10 %	1.76 dB
1 %	2.82 dB
.1 %	3.33 dB
.01 %	3.56 dB

Date: 13.AUG.2020 19:15:28

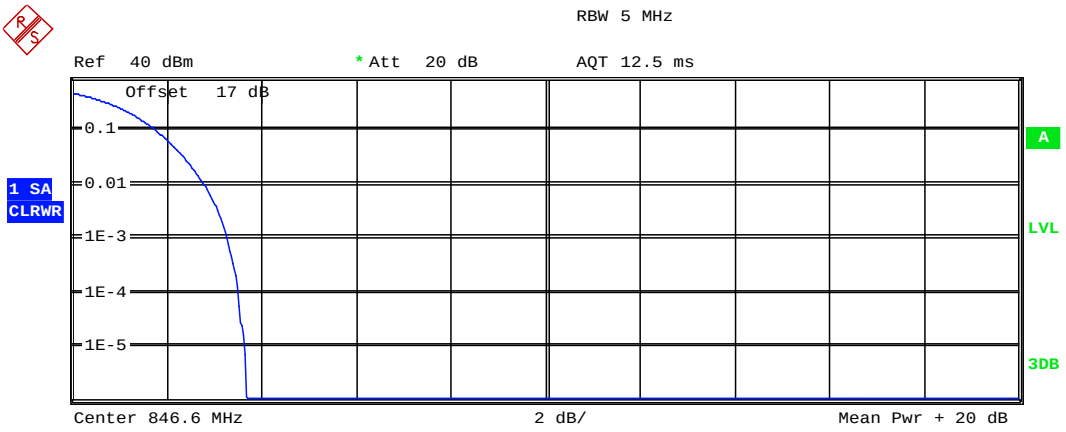

Complementary Cumulative Distribution Function (100000 samples)

	Trace 1
Mean	22.44 dBm
Peak	26.11 dBm
Crest	3.67 dB
10 %	1.76 dB
1 %	2.79 dB
.1 %	3.27 dB
.01 %	3.49 dB

Date: 13.AUG.2020 19:15:47

Report Number: *W6M22103-20740-P-247-R*
FCC ID: GX9CHMG

LTE
Band II

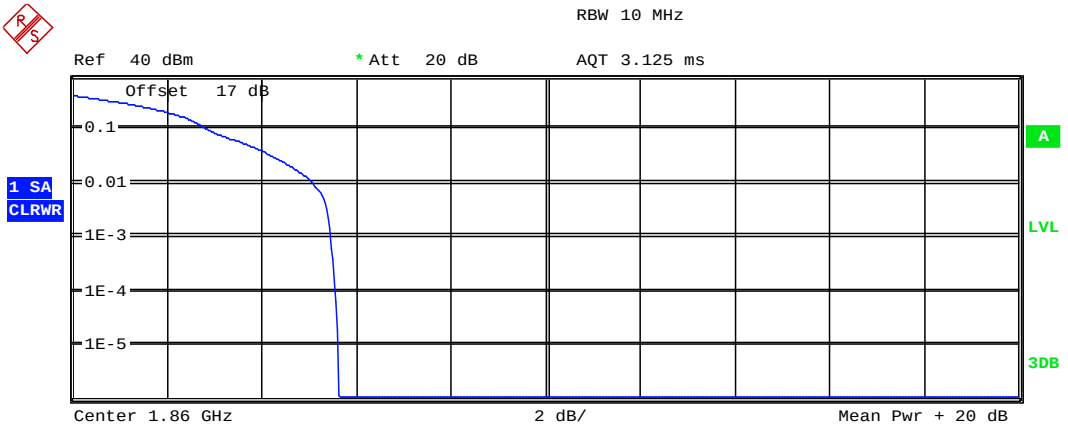

Complementary Cumulative Distribution Function (100000 samples)

	Trace 1
Mean	15.63 dBm
Peak	21.25 dBm
Crest	5.61 dB
10 %	2.85 dB
1 %	5.06 dB
.1 %	5.45 dB
.01 %	5.58 dB

Date: 13.AUG.2020 19:25:53

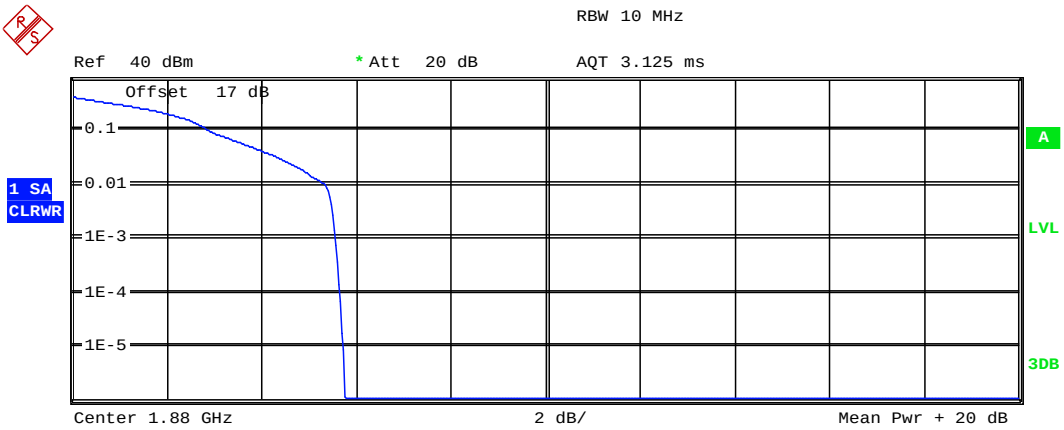

Complementary Cumulative Distribution Function (100000 samples)

	Trace 1
Mean	15.42 dBm
Peak	21.18 dBm
Crest	5.76 dB
10 %	2.92 dB
1 %	5.32 dB
.1 %	5.58 dB
.01 %	5.67 dB

Date: 13.AUG.2020 19:26:26

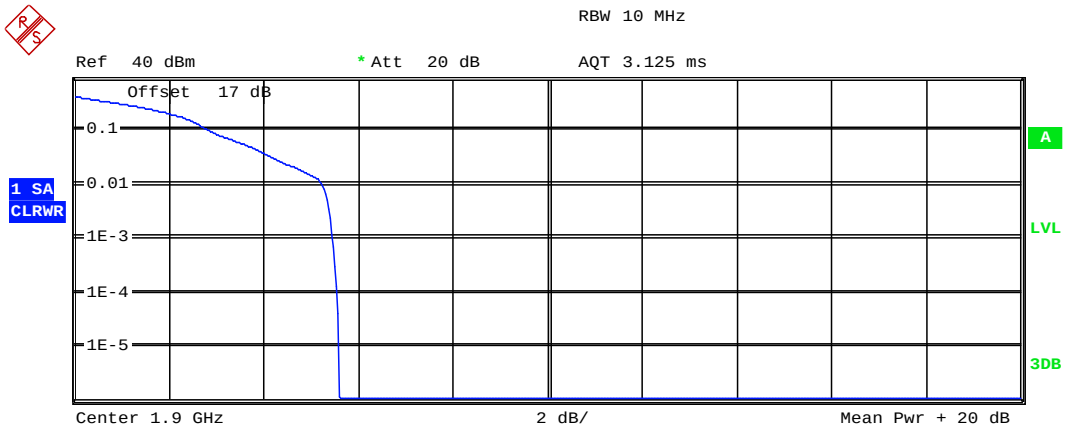

Complementary Cumulative Distribution Function (100000 samples)

	Trace 1
Mean	14.60 dBm
Peak	20.19 dBm
Crest	5.58 dB
10 %	2.85 dB
1 %	5.22 dB
.1 %	5.45 dB
.01 %	5.54 dB

Date: 13.AUG.2020 19:26:54

Band IV

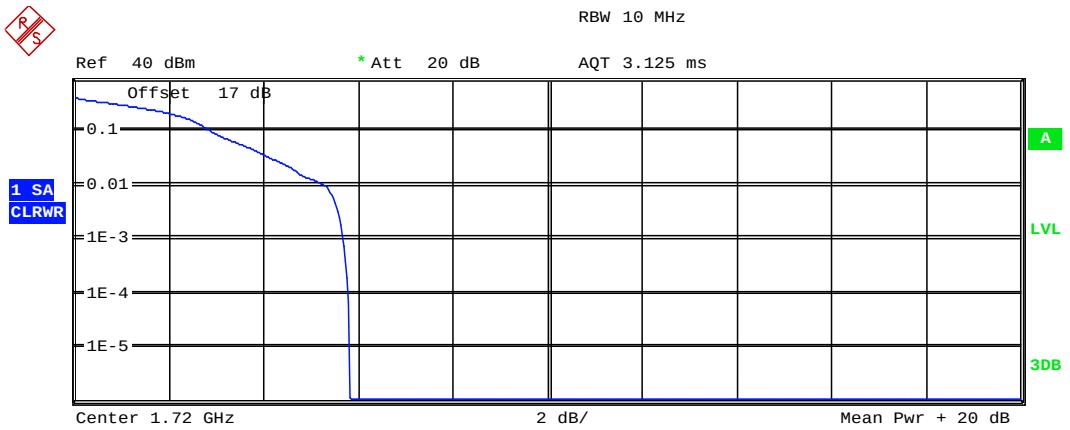

Complementary Cumulative Distribution Function (100000 samples)

	Trace 1
Mean	14.80 dBm
Peak	20.61 dBm
Crest	5.81 dB
10 %	2.88 dB
1 %	5.29 dB
.1 %	5.67 dB
.01 %	5.80 dB

Date: 13.AUG.2020 19:27:57

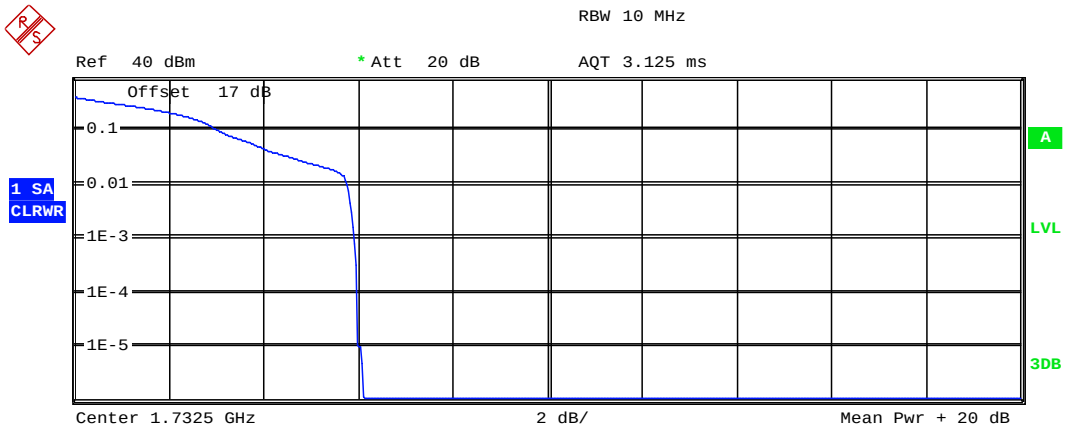

Complementary Cumulative Distribution Function (100000 samples)

	Trace 1
Mean	15.13 dBm
Peak	21.25 dBm
Crest	6.11 dB
10 %	3.08 dB
1 %	5.77 dB
.1 %	5.93 dB
.01 %	5.99 dB

Date: 13.AUG.2020 19:28:43

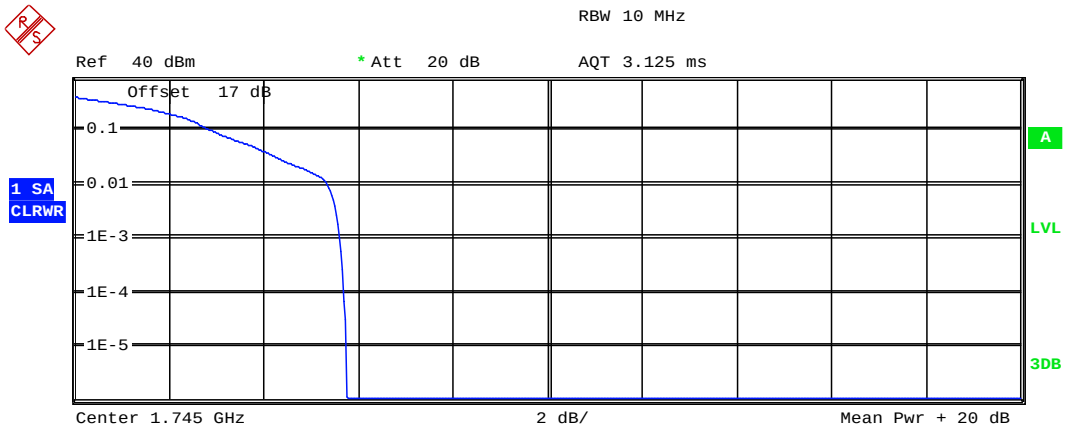

Complementary Cumulative Distribution Function (100000 samples)

	Trace 1
Mean	14.72 dBm
Peak	20.47 dBm
Crest	5.75 dB
10 %	2.92 dB
1 %	5.35 dB
.1 %	5.61 dB
.01 %	5.71 dB

Date: 13.AUG.2020 19:29:07

Band V

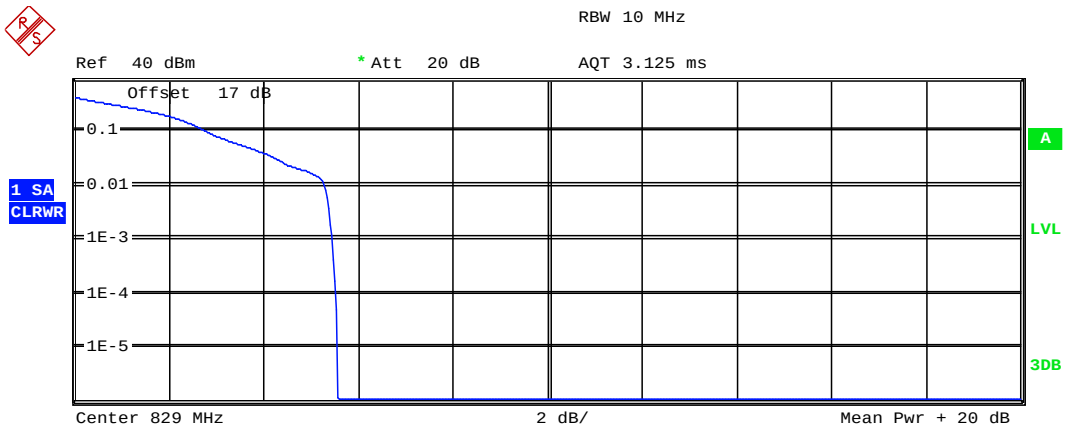

Complementary Cumulative Distribution Function (100000 samples)

	Trace 1
Mean	19.79 dBm
Peak	25.34 dBm
Crest	5.55 dB
10 %	2.79 dB
1 %	5.29 dB
.1 %	5.45 dB
.01 %	5.54 dB

Date: 13.AUG.2020 20:14:21

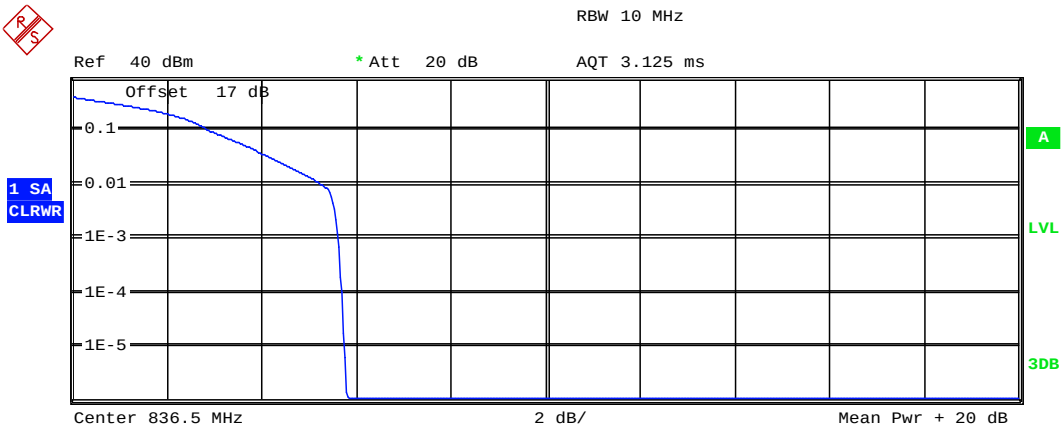

Complementary Cumulative Distribution Function (100000 samples)

	Trace 1
Mean	20.45 dBm
Peak	26.26 dBm
Crest	5.80 dB
10 %	2.92 dB
1 %	5.26 dB
.1 %	5.61 dB
.01 %	5.71 dB

Date: 13.AUG.2020 20:14:43

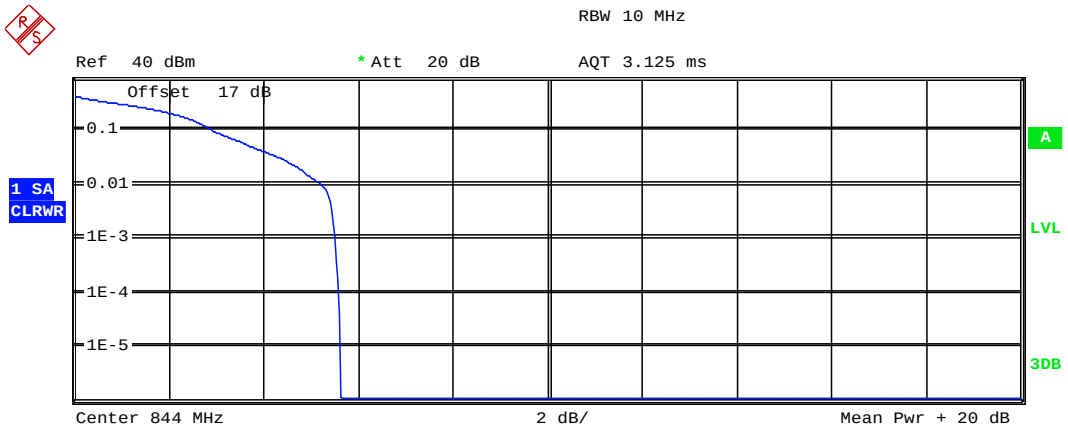

Complementary Cumulative Distribution Function (100000 samples)

	Trace 1
Mean	19.94 dBm
Peak	25.55 dBm
Crest	5.61 dB
10 %	2.95 dB
1 %	5.22 dB
.1 %	5.51 dB
.01 %	5.61 dB

Date: 13.AUG.2020 20:15:05

Report Number: *W6M22103-20740-P-247-R*
FCC ID: GX9CHMG

Band XII

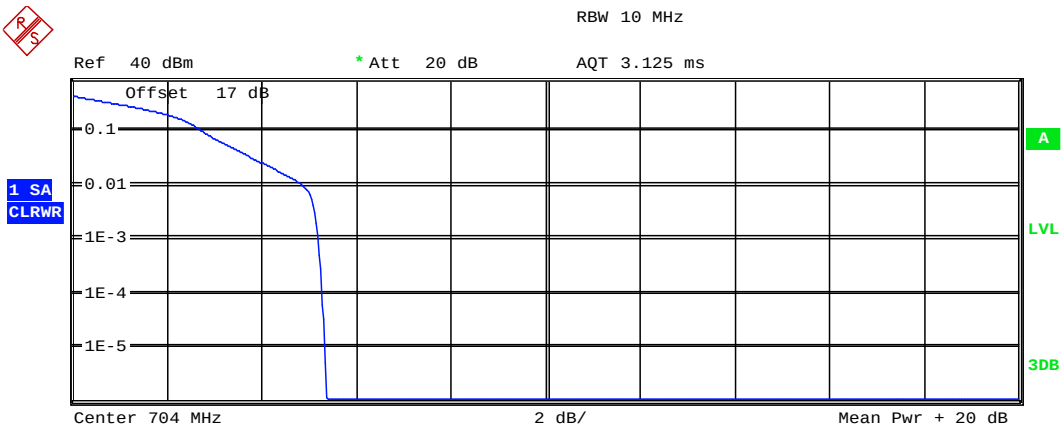

Complementary Cumulative Distribution Function (100000 samples)

	Trace 1
Mean	20.13 dBm
Peak	25.48 dBm
Crest	5.35 dB
10 %	2.76 dB
1 %	4.87 dB
.1 %	5.19 dB
.01 %	5.29 dB

Date: 13.AUG.2020 20:17:54

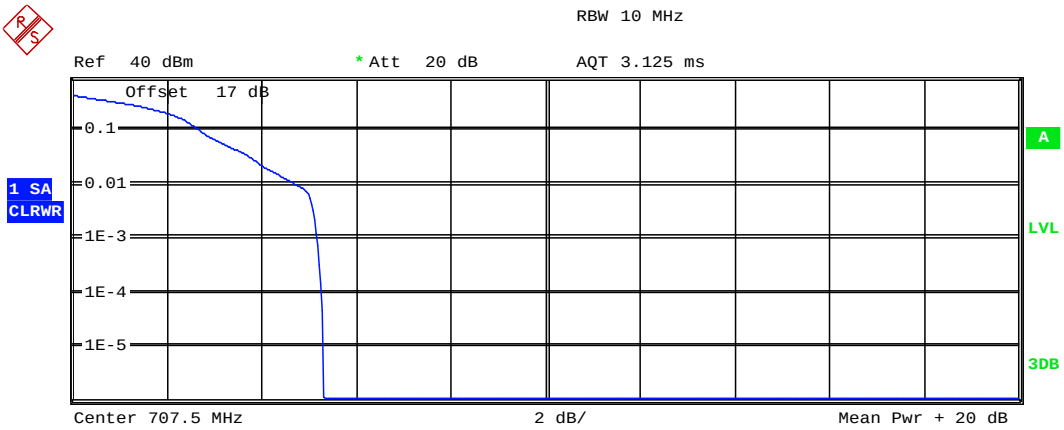

Complementary Cumulative Distribution Function (100000 samples)

	Trace 1
Mean	19.41 dBm
Peak	24.70 dBm
Crest	5.29 dB
10 %	2.69 dB
1 %	4.71 dB
.1 %	5.16 dB
.01 %	5.26 dB

Date: 13.AUG.2020 20:18:15

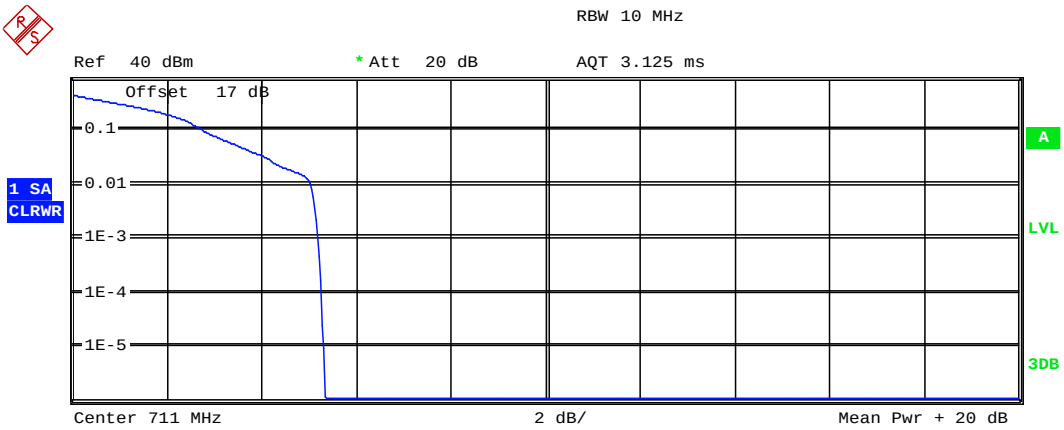

Complementary Cumulative Distribution Function (100000 samples)

	Trace 1
Mean	19.72 dBm
Peak	25.06 dBm
Crest	5.33 dB
10 %	2.79 dB
1 %	5.03 dB
.1 %	5.19 dB
.01 %	5.26 dB

Date: 13.AUG.2020 20:18:41

Band XIII

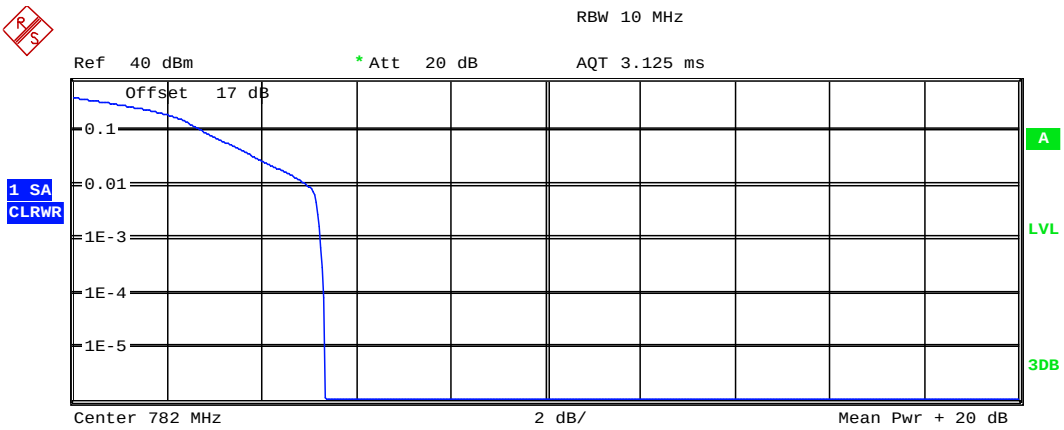

Complementary Cumulative Distribution Function (100000 samples)

	Trace 1
Mean	22.62 dBm
Peak	27.95 dBm
Crest	5.32 dB
10 %	2.79 dB
1 %	4.97 dB
.1 %	5.26 dB
.01 %	5.32 dB

Date: 13.AUG.2020 20:19:38

Limit according to FCC §24.232 and §27.50, The peak-to-average ratio(PAR) of the transmission may not exceed 13dB.

Test equipment: ETSTW-RE 055, ETSTW-GSM 002, ETSTW-GSM 023, ETSTW-GSM 004

6. Occupied Bandwidth

The occupied bandwidth (OBW) is the frequency bandwidth such that, below its lower and above its upper frequency limits, the mean powers radiated are each equal to a specified percentage 0.5% of the total mean transmitted power.

The 26 dB occupied bandwidth is the width of a frequency band such that, below its lower and above its upper frequency limits, the mean powers radiated are each equal 26 dB.

The 26 dB emission bandwidth is defined as the frequency range between two points, one above and one below the carrier frequency, at which the spectral density of the emission is attenuated 26 dB below the maximum in-band spectral density of the modulated signal. Spectral density (power per unit bandwidth) is to be measured with a detector of resolution bandwidth equal to approximately 1.0% of the emission bandwidth.

6.1 Test procedure

The RF output of the transceiver was connected as the following figure.

Occupied Bandwidth was measured with a occupied bandwidth function of the analyzer at 99% power was occupied. Then set the spectrum analyzer to cover the upper and lower band edges to

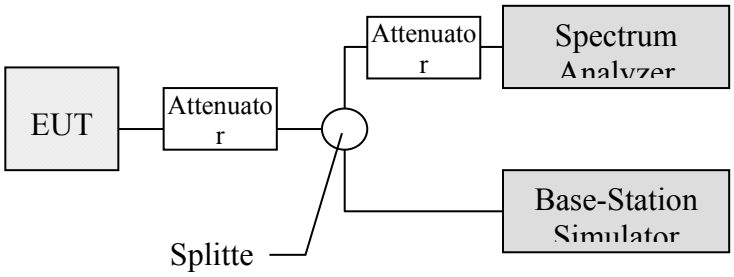

measure emission mask.

Report Number: *W6M22103-20740-P-247-R*
FCC ID: GX9CHMG

6.2 Test Results

Test date: August 06, 2020
Temperature: 24.9 °C
Humidity: 48.2 %
Tester: Kent

Occupied Channel Bandwidth

WCDMA
Band II

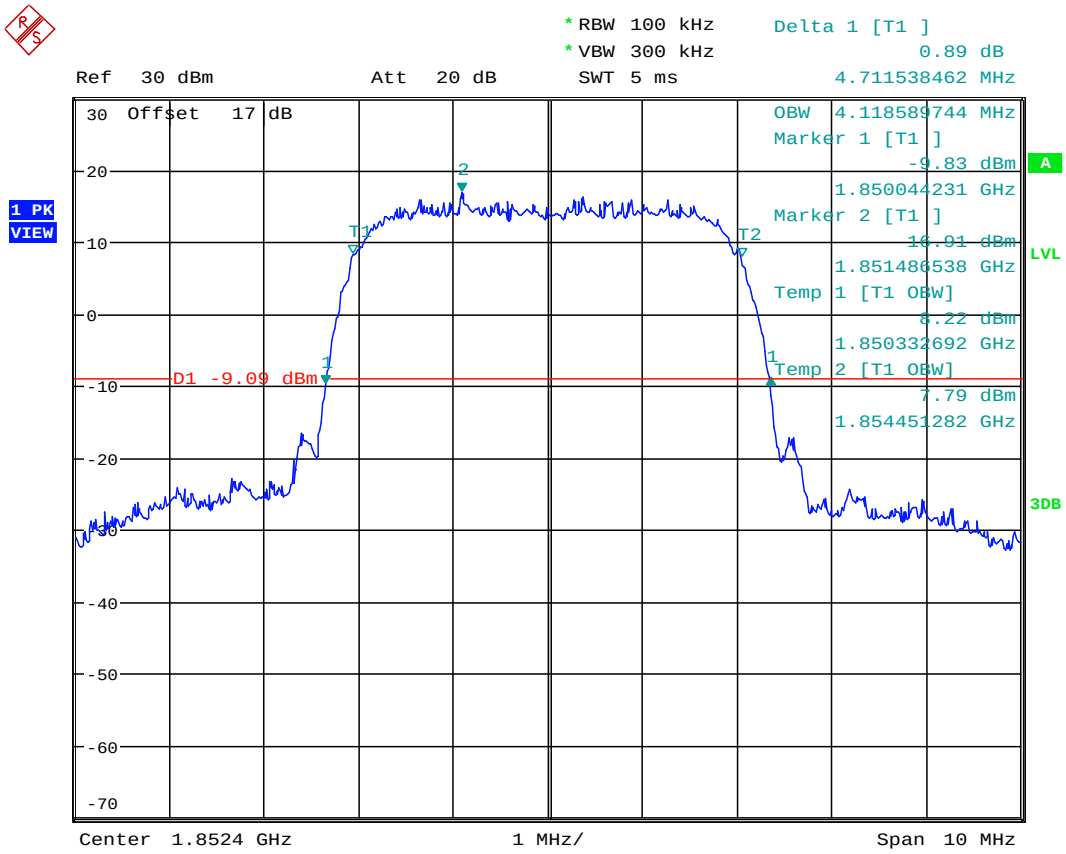

Date: 6.AUG.2020 16:10:07

Report Number: *W6M22103-20740-P-247-R*
FCC ID: GX9CHMG

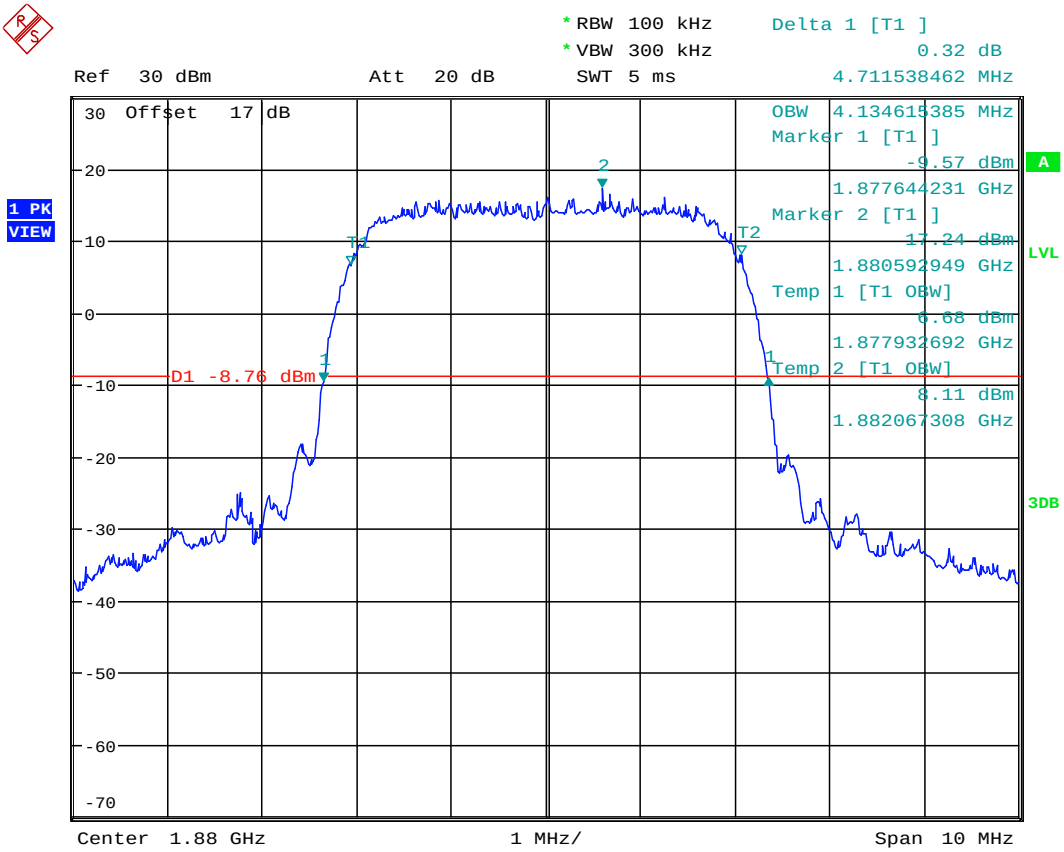

Date: 6.AUG.2020 16:11:06

Report Number: *W6M22103-20740-P-247-R*
FCC ID: GX9CHMG

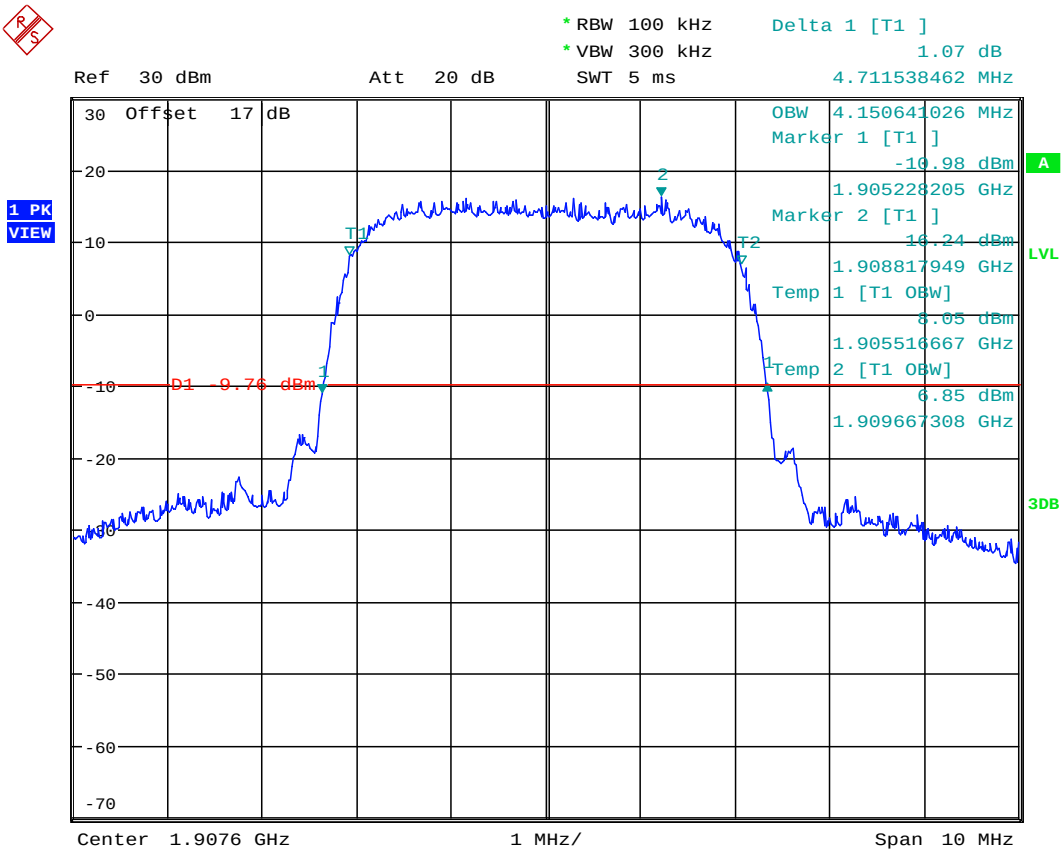

Date: 6.AUG.2020 16:12:11

Report Number: *W6M22103-20740-P-247-R*
FCC ID: GX9CHMG

Band IV

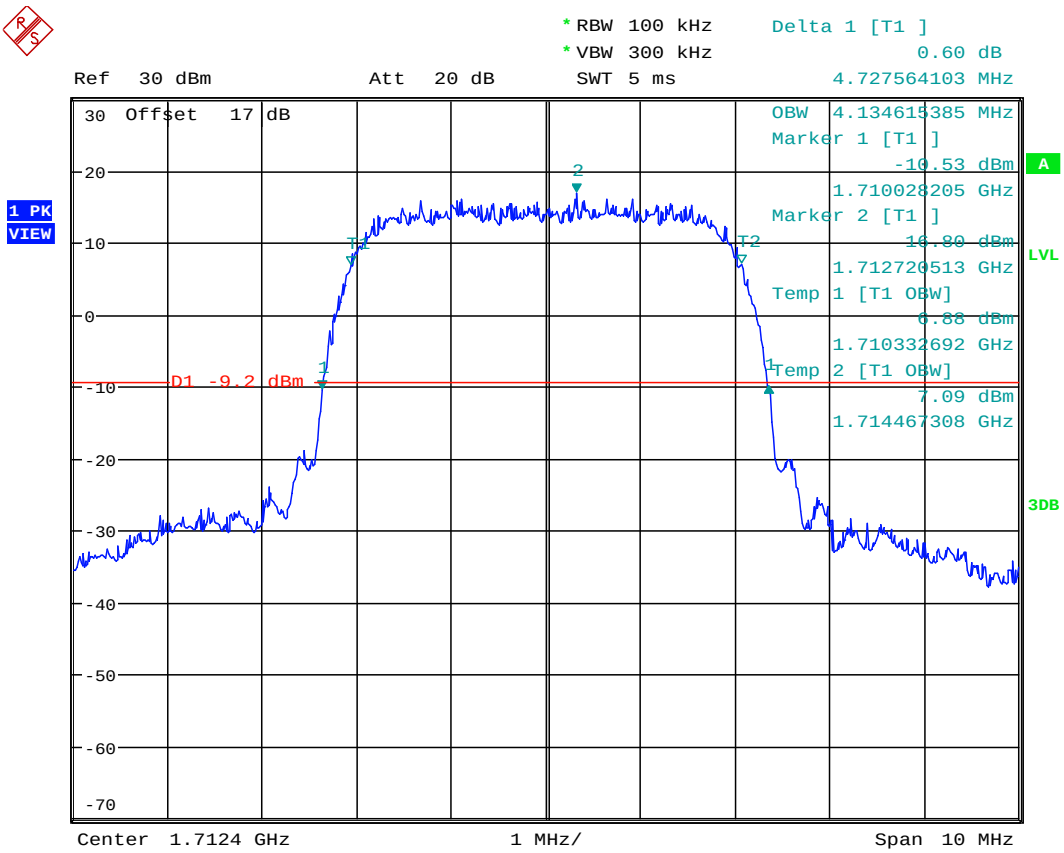

Date: 6.AUG.2020 16:13:30

Report Number: *W6M22103-20740-P-247-R*
FCC ID: GX9CHMG

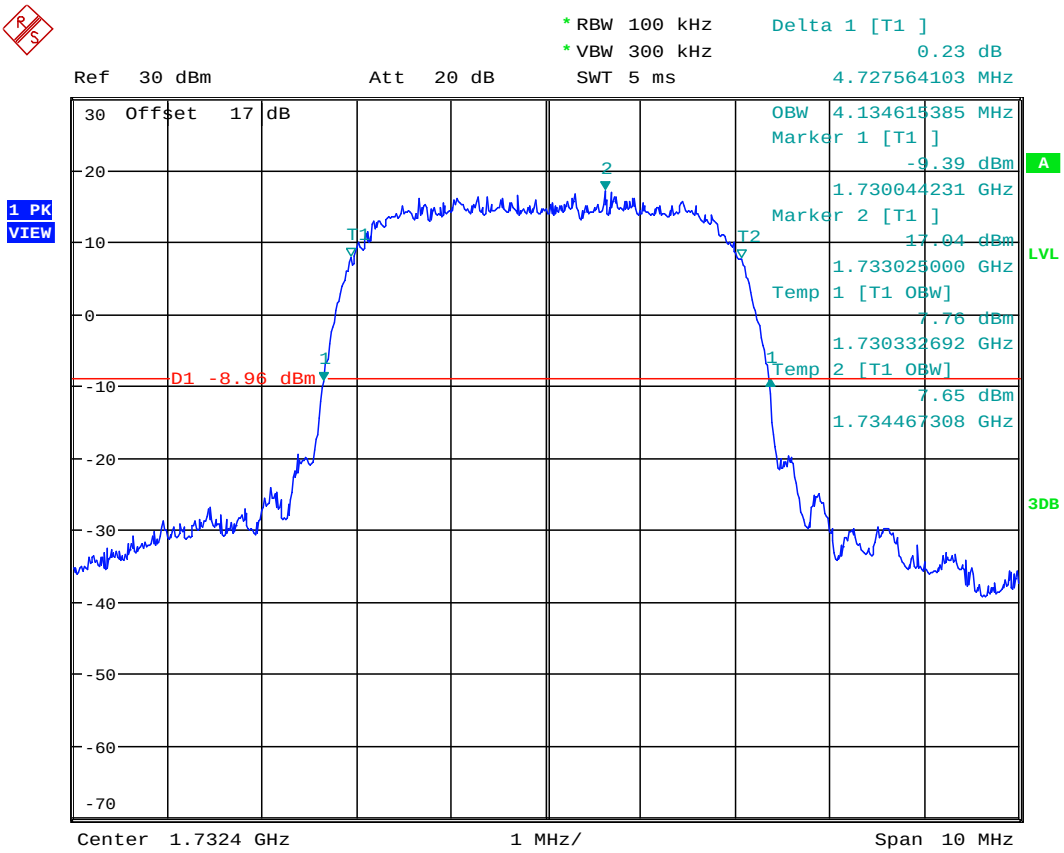

Date: 6.AUG.2020 16:14:27

Report Number: *W6M22103-20740-P-247-R*
FCC ID: GX9CHMG

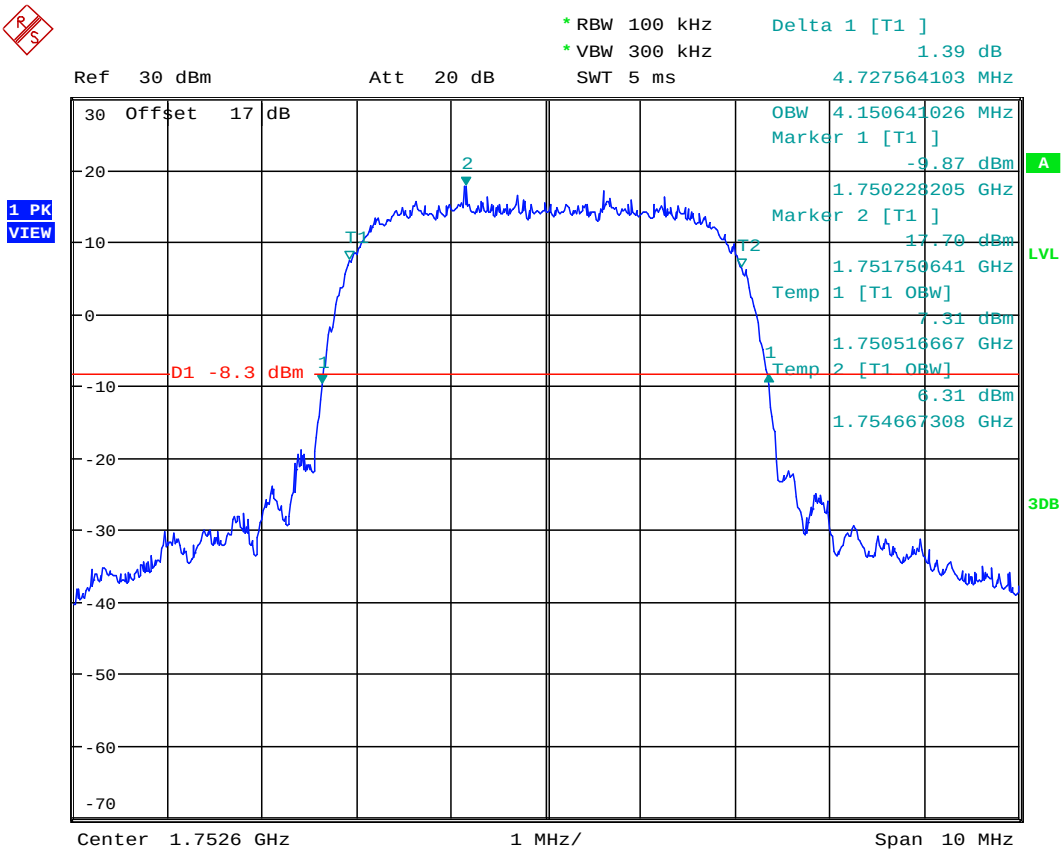

Date: 6.AUG.2020 16:15:27

Report Number: *W6M22103-20740-P-247-R*
FCC ID: GX9CHMG

Band V

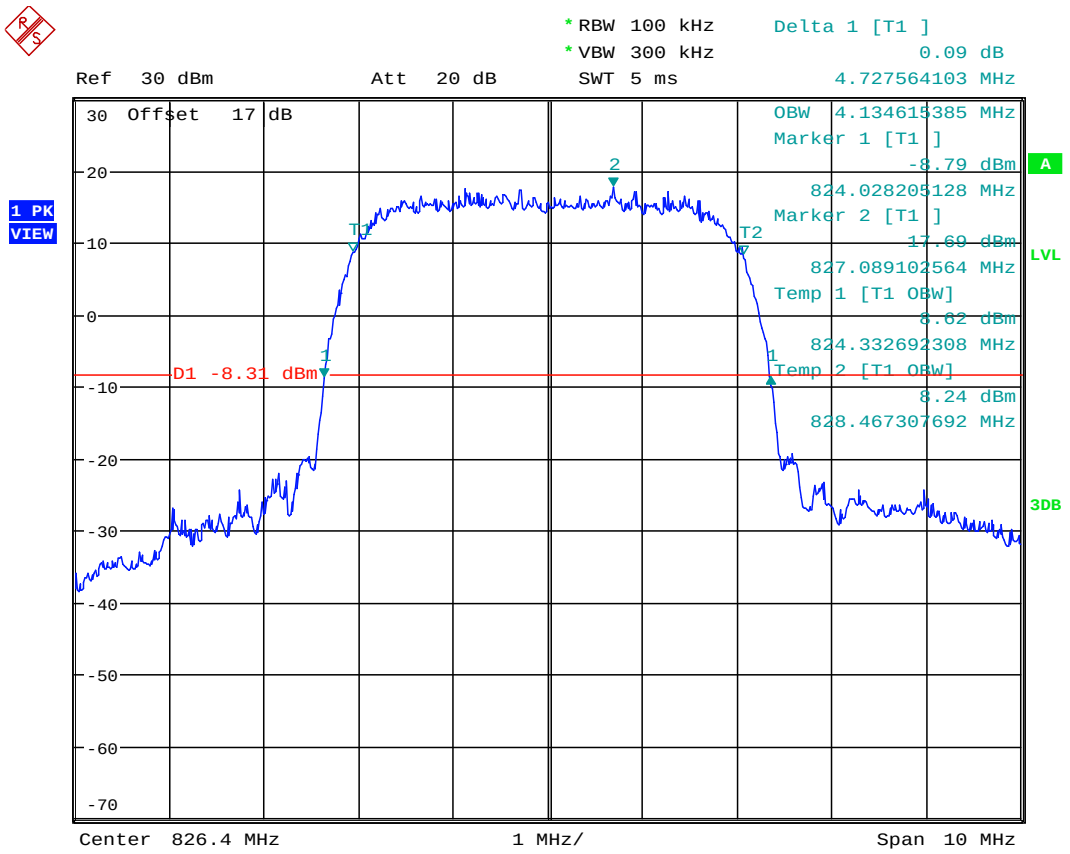

Date: 6.AUG.2020 16:16:22

Report Number: *W6M22103-20740-P-247-R*
FCC ID: GX9CHMG

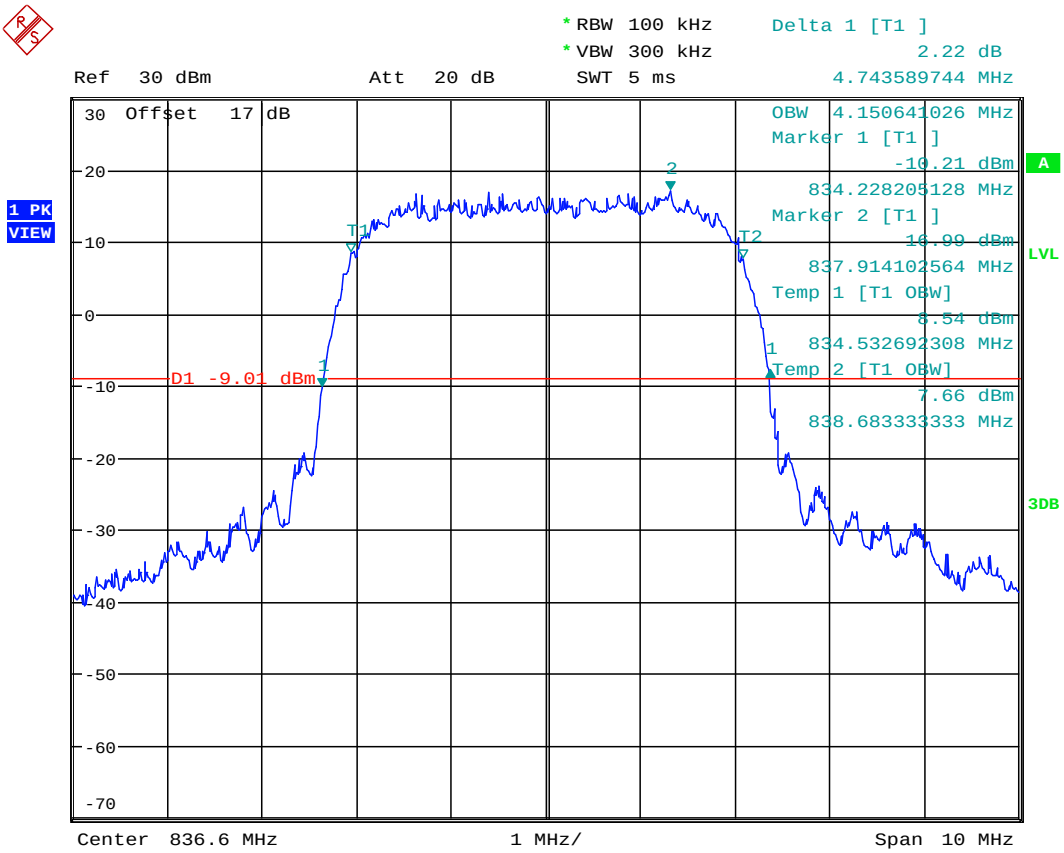

Date: 6.AUG.2020 16:17:24

Report Number: *W6M22103-20740-P-247-R*
FCC ID: GX9CHMG

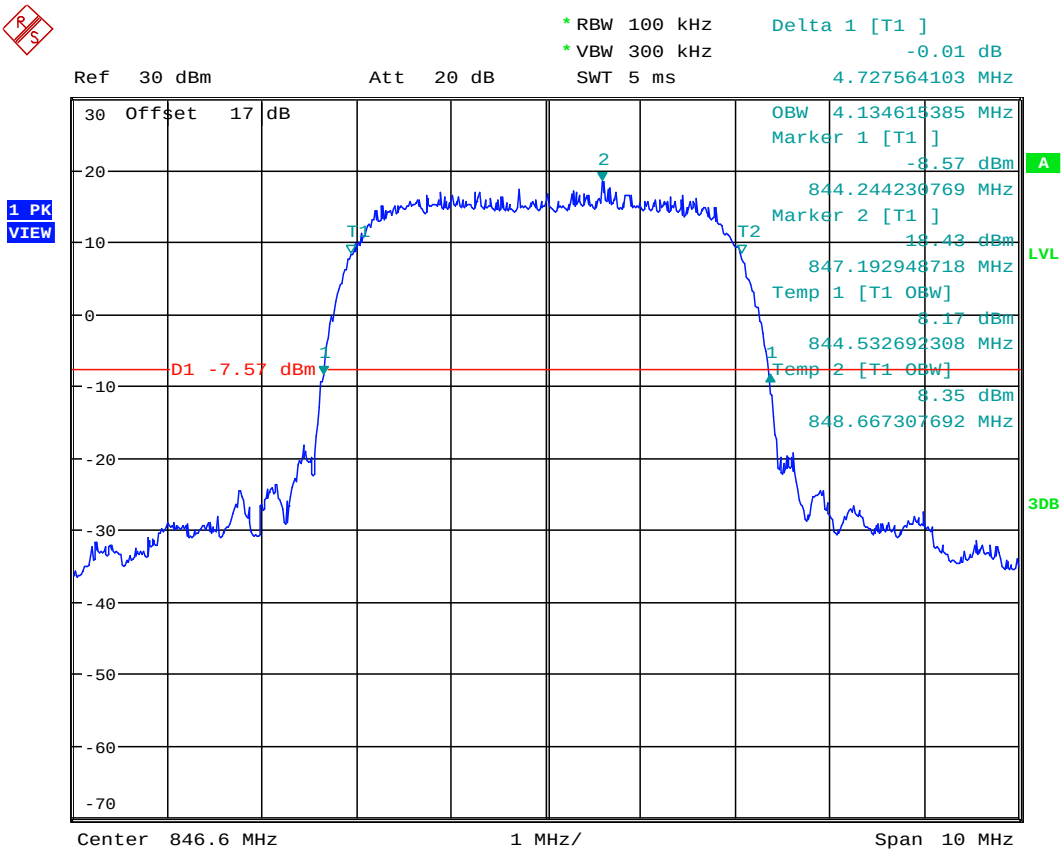

Date: 6.AUG.2020 16:18:21

Report Number: *W6M22103-20740-P-247-R*
FCC ID: GX9CHMG

LTE
Band II
QPSK
1.4MHz

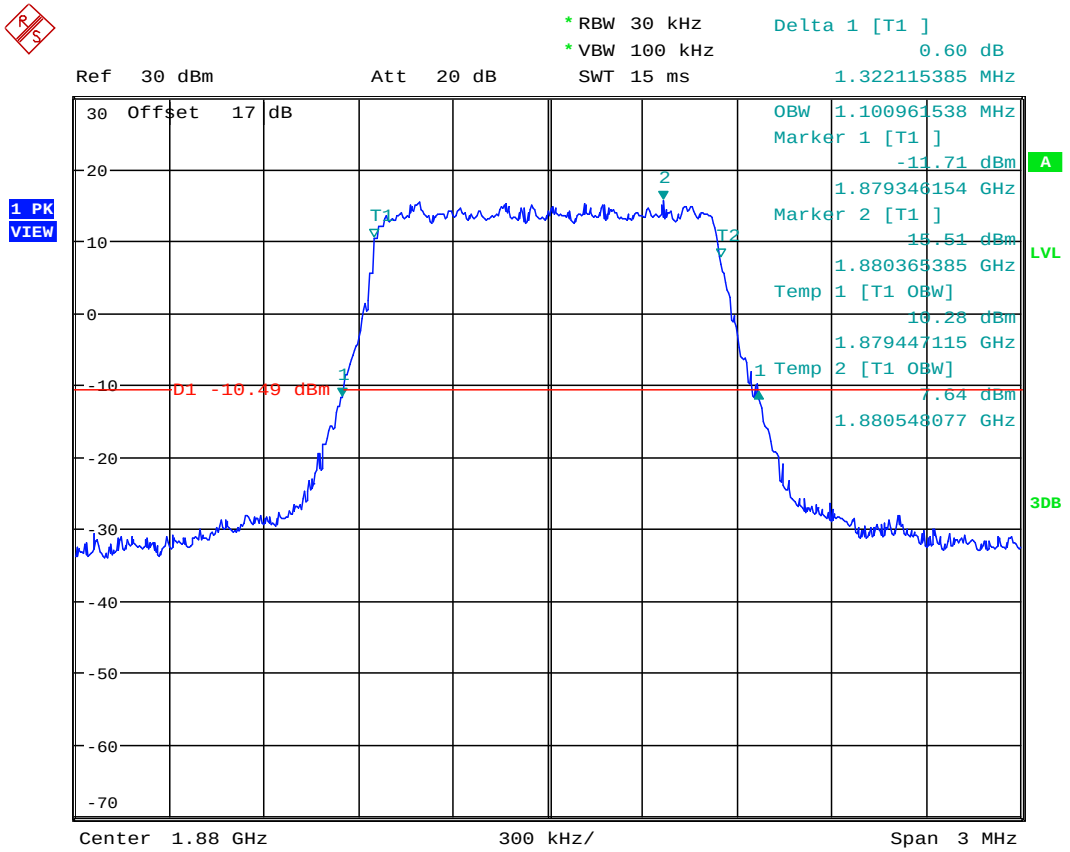

Date: 6.AUG.2020 16:30:34

3MHz

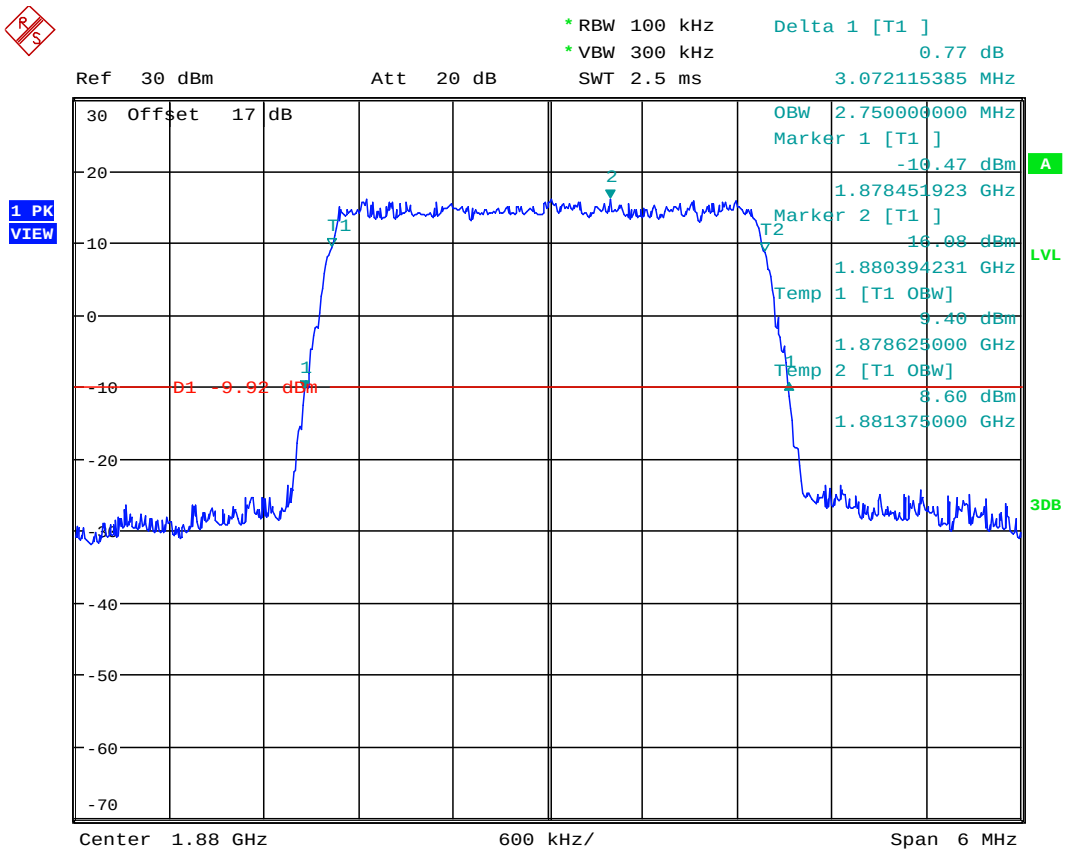

Date: 6.AUG.2020 16:32:02

Report Number: *W6M22103-20740-P-247-R*
FCC ID: GX9CHMG

5MHz

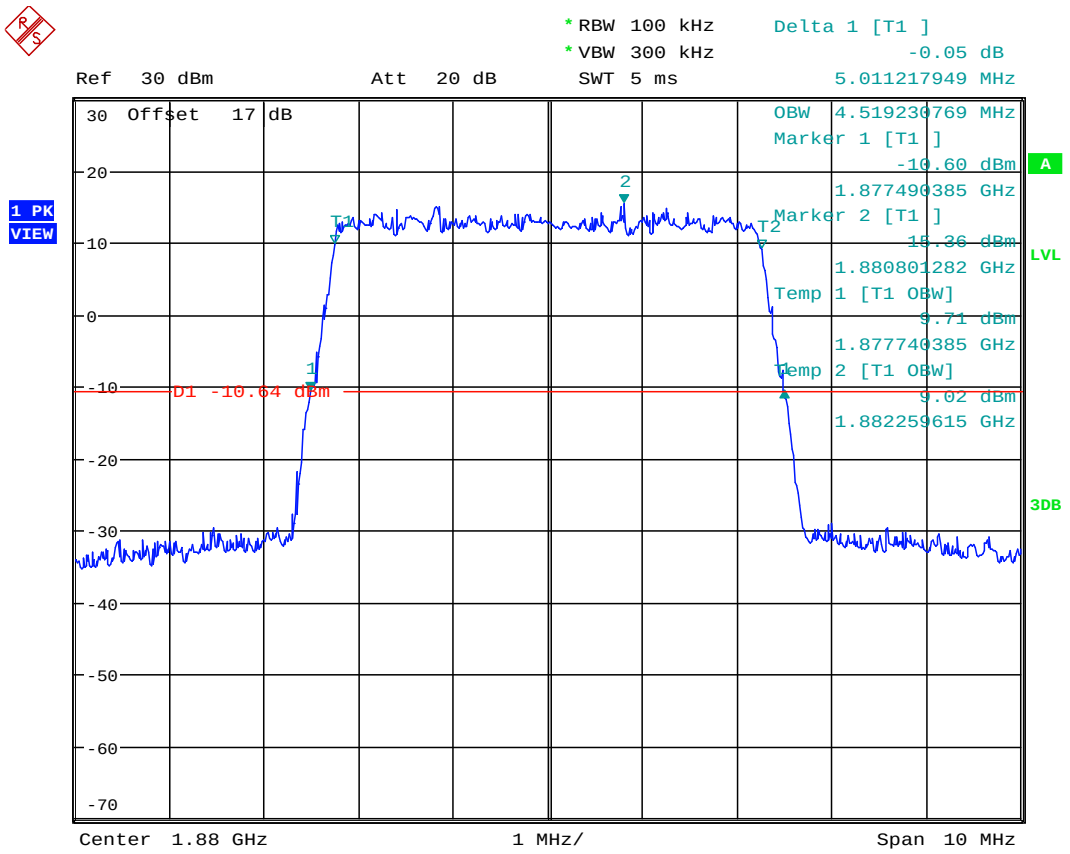

Date: 6.AUG.2020 16:33:22

Report Number: *W6M22103-20740-P-247-R*
FCC ID: GX9CHMG

10MHz

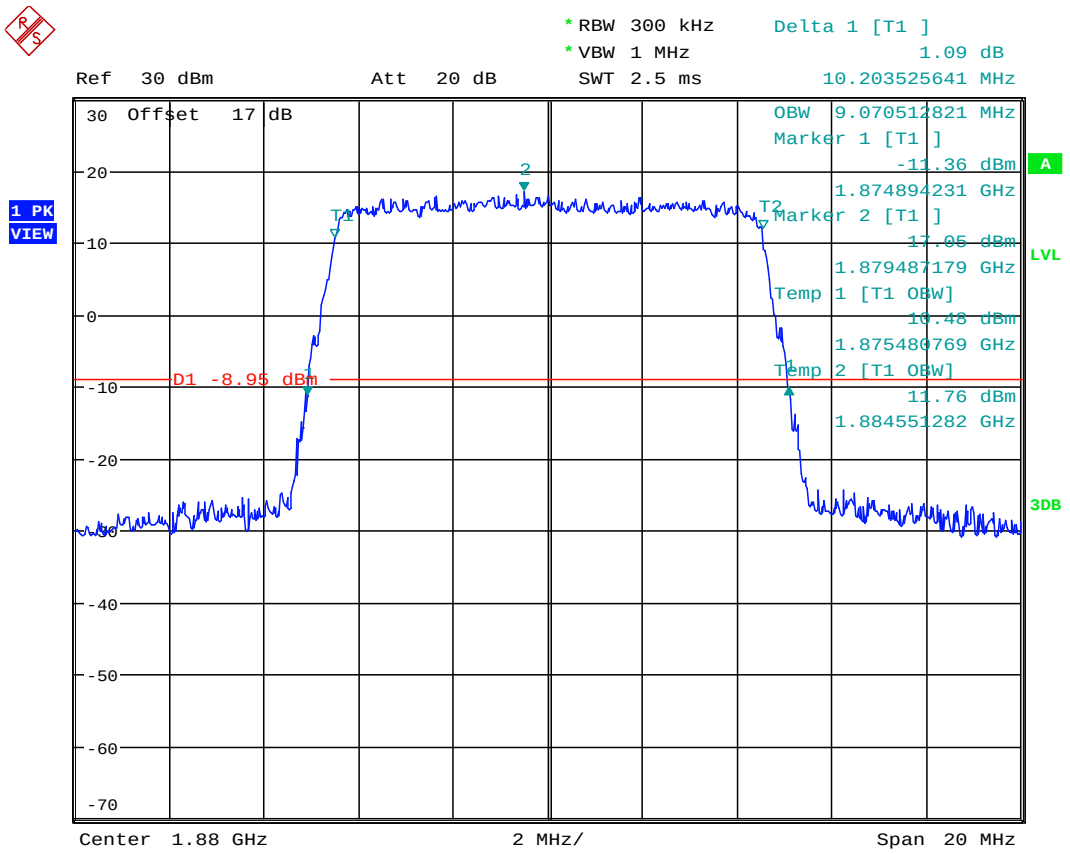

Date: 6.AUG.2020 16:34:32

Report Number: *W6M22103-20740-P-247-R*
FCC ID: GX9CHMG

15MHz

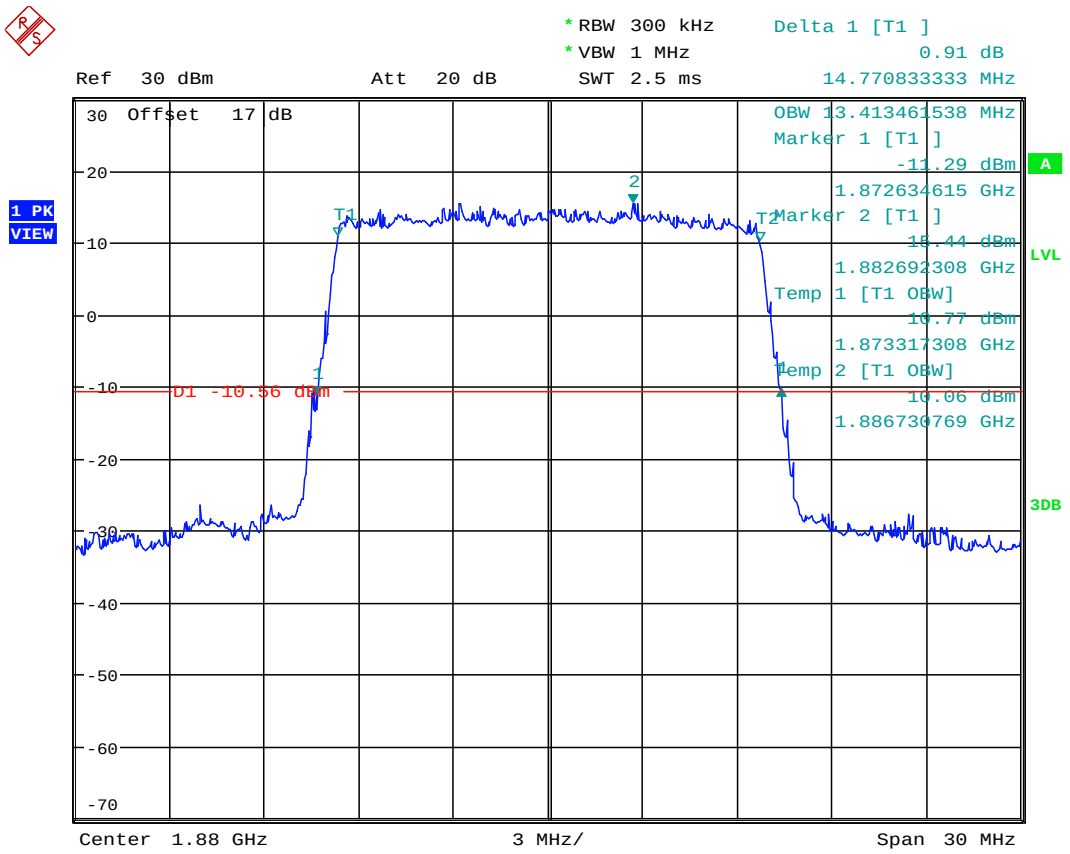

Date: 6.AUG.2020 16:35:40

Report Number: *W6M22103-20740-P-247-R*
FCC ID: GX9CHMG

20MHz

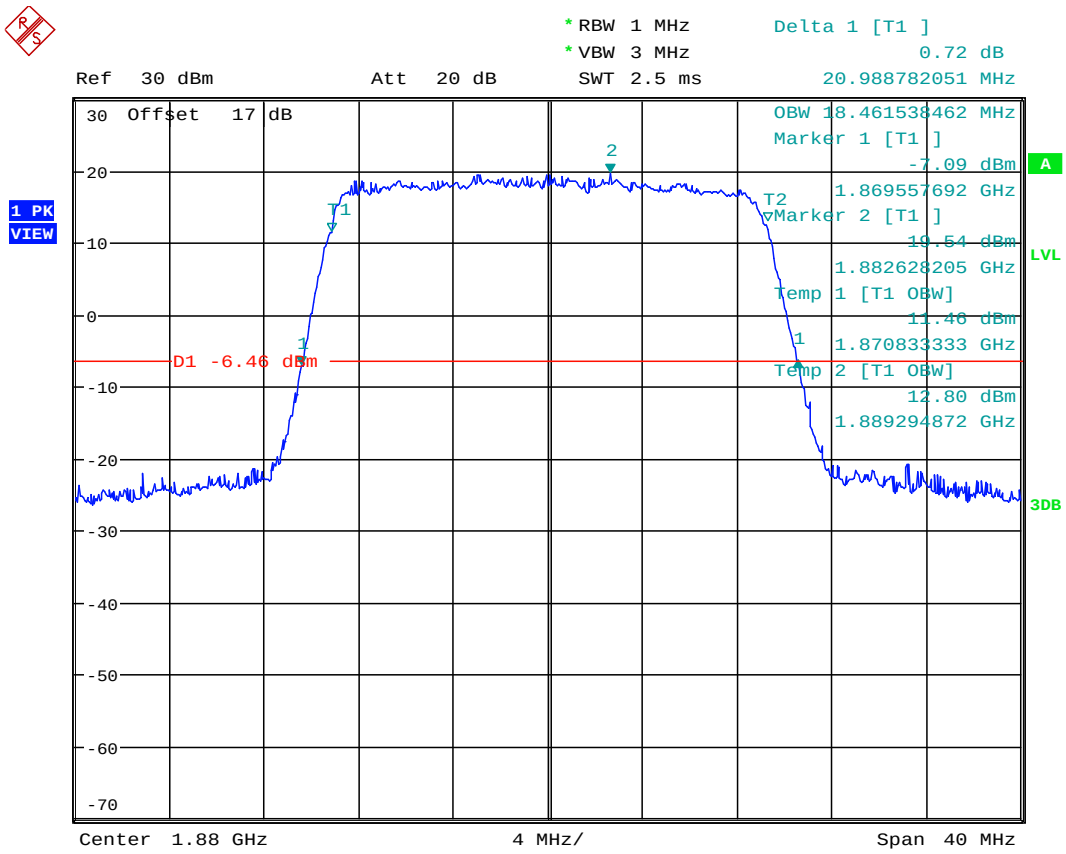

Date: 6.AUG.2020 16:36:42

Report Number: *W6M22103-20740-P-247-R*
FCC ID: GX9CHMG

Band IV
QPSK
1.4MHz

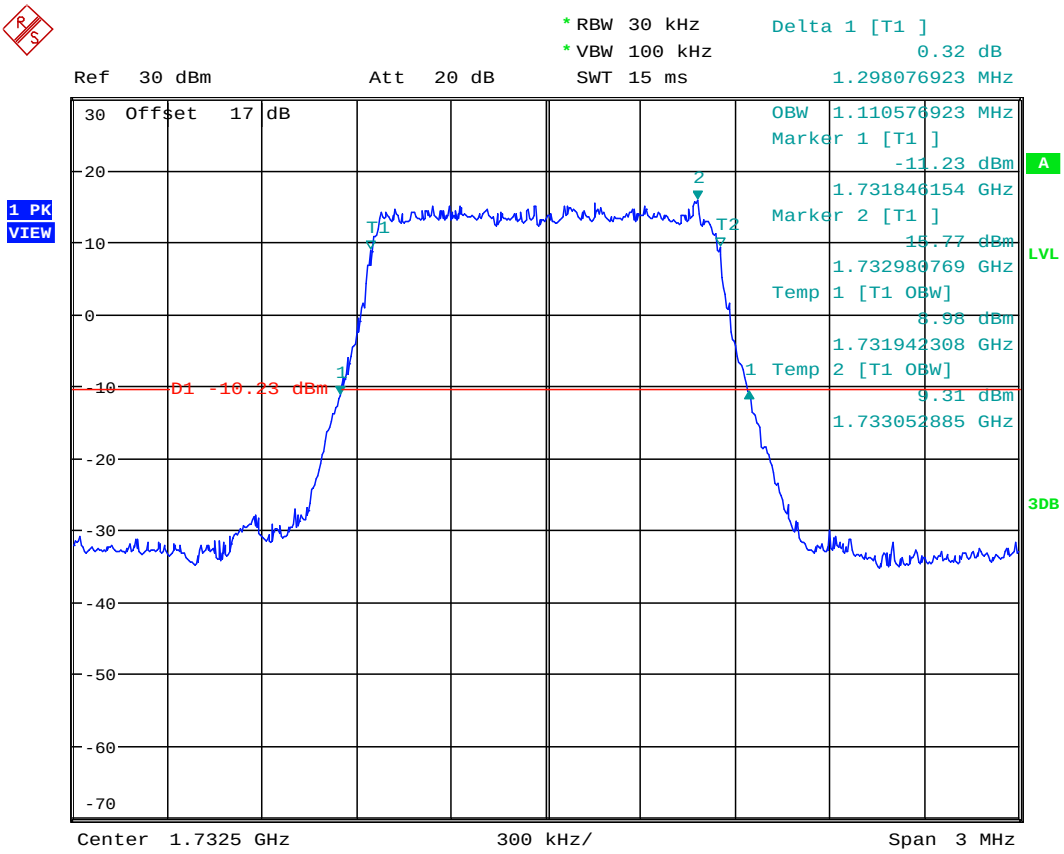

Date: 6.AUG.2020 16:38:50

3MHz

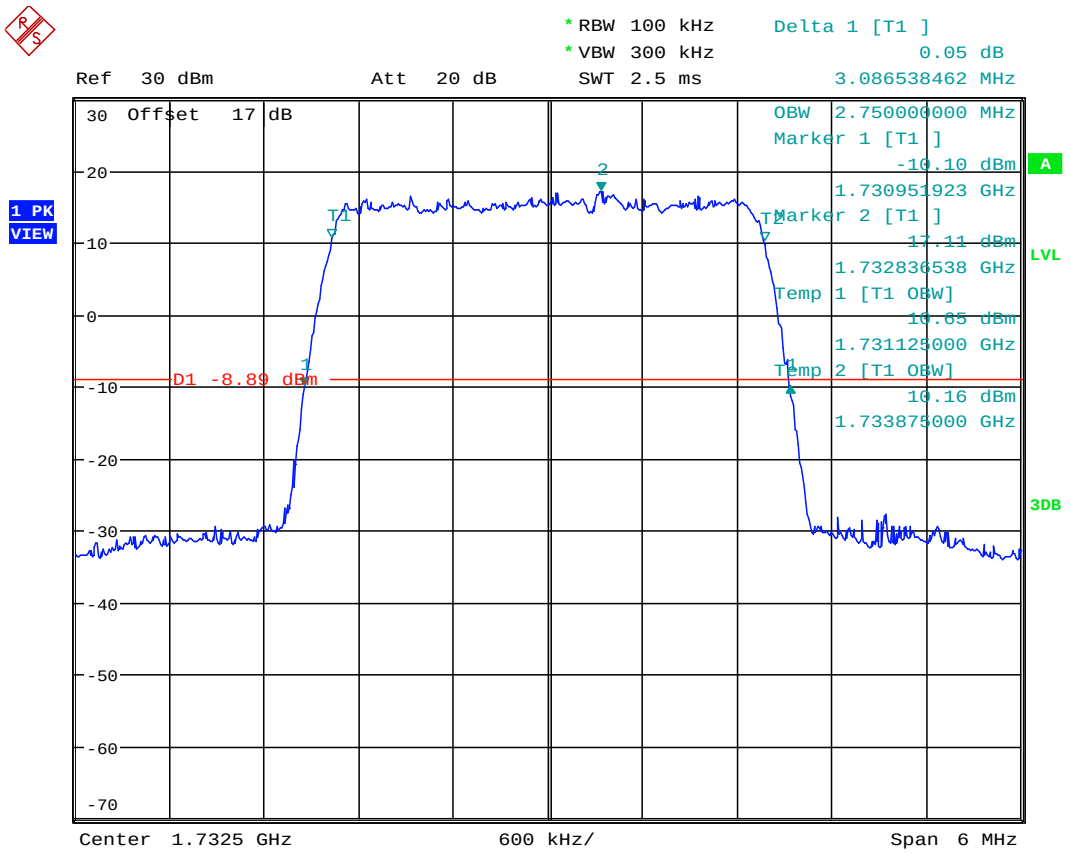

Date: 6.AUG.2020 16:40:27

5MHz

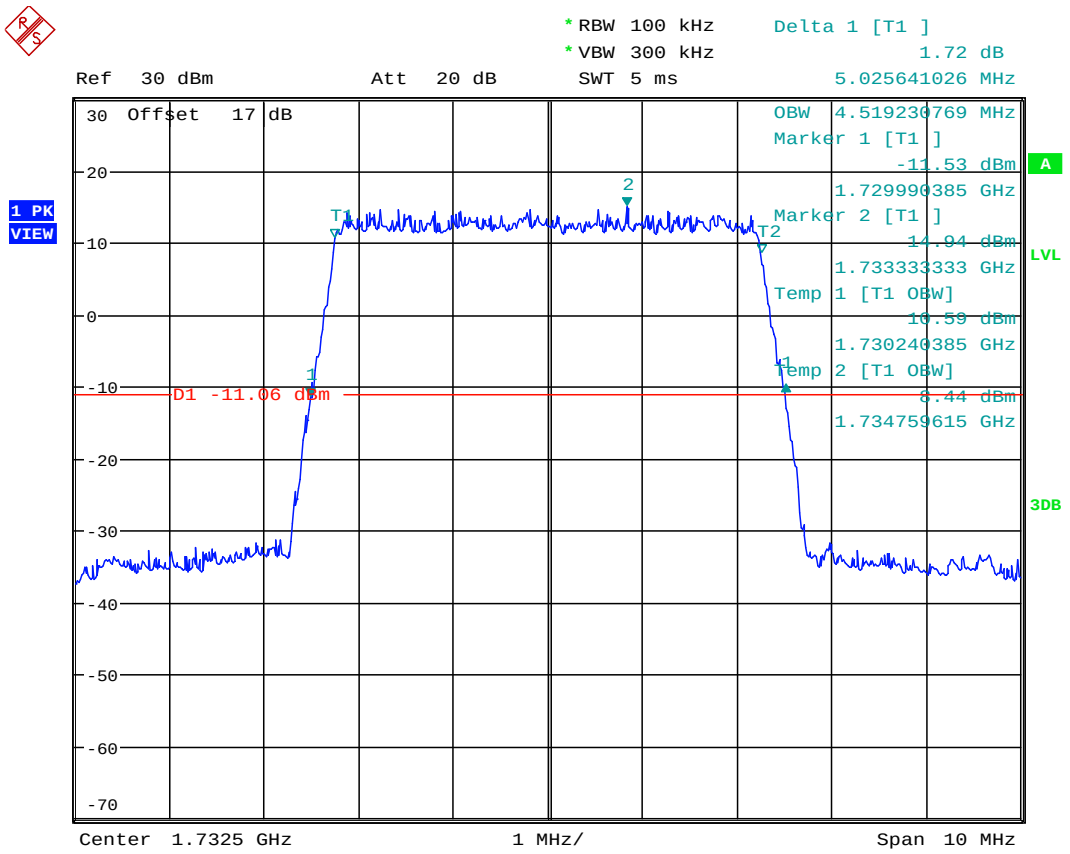

Date: 6.AUG.2020 16:41:26

Report Number: *W6M22103-20740-P-247-R*
FCC ID: GX9CHMG

10MHz

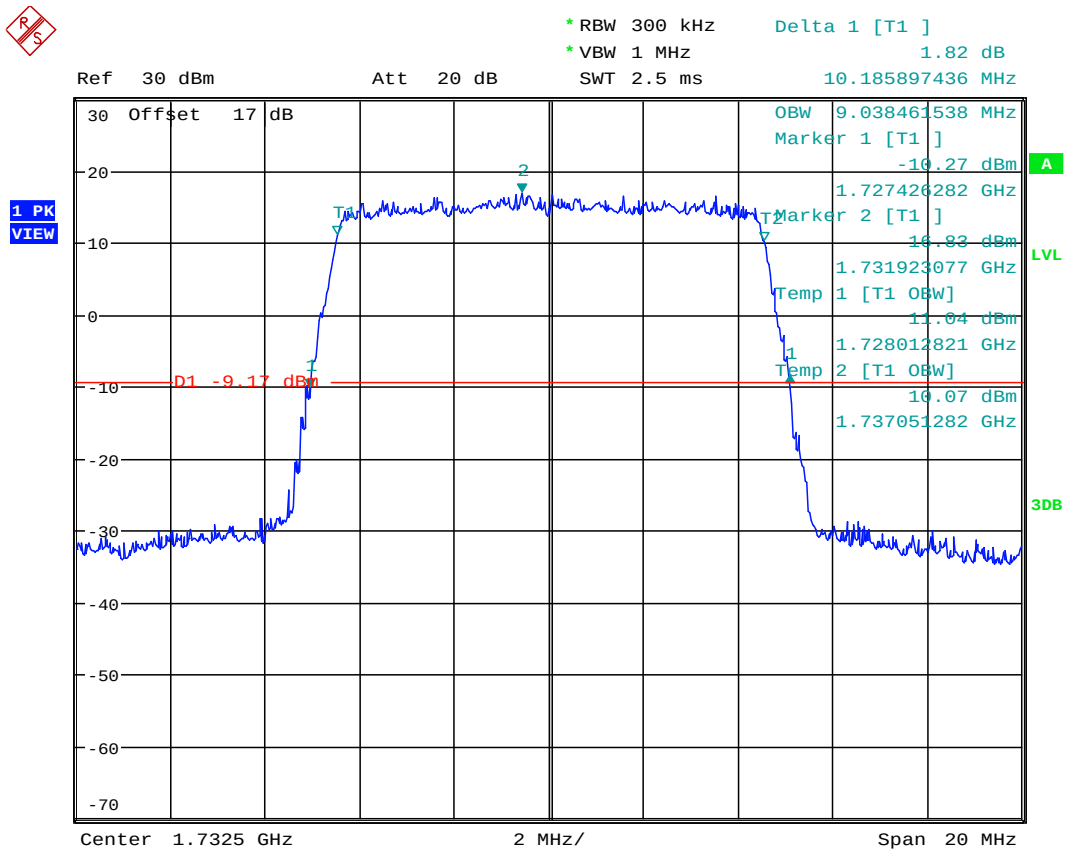

Date: 6.AUG.2020 16:42:33

Report Number: *W6M22103-20740-P-247-R*
FCC ID: GX9CHMG

15MHz

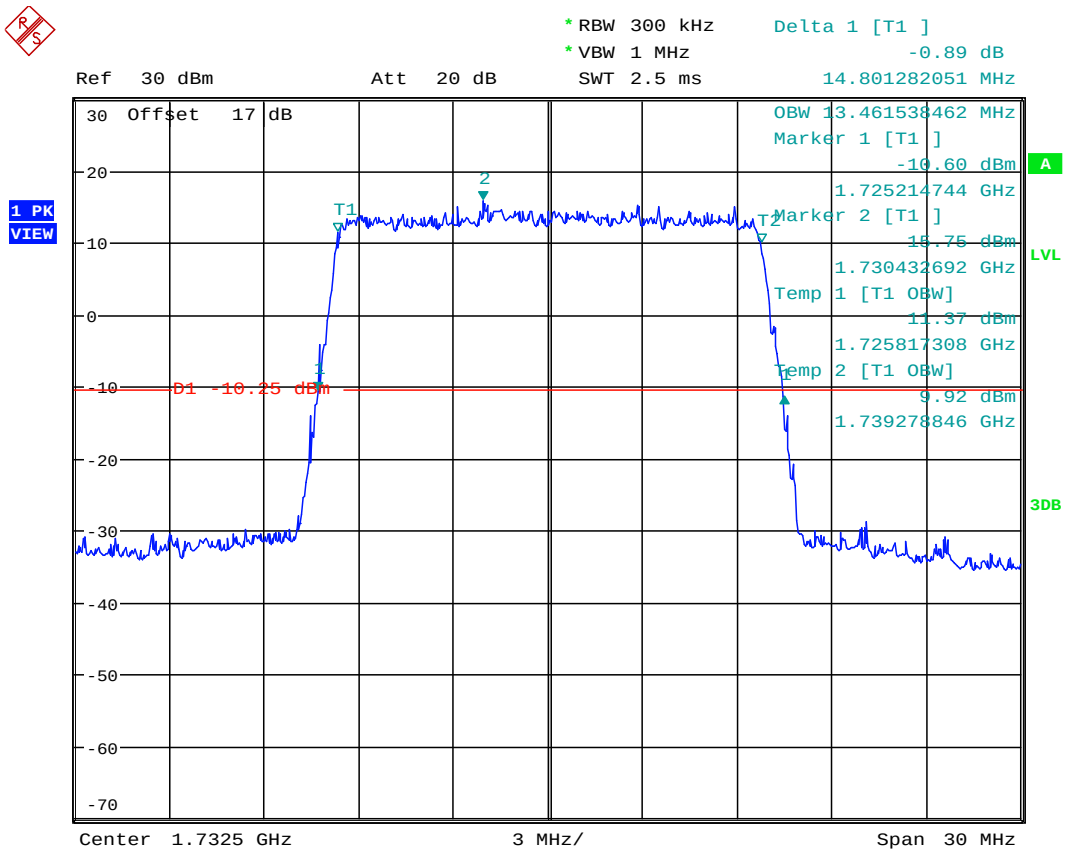

Date: 6.AUG.2020 16:43:32

Report Number: *W6M22103-20740-P-247-R*
FCC ID: GX9CHMG

20MHz

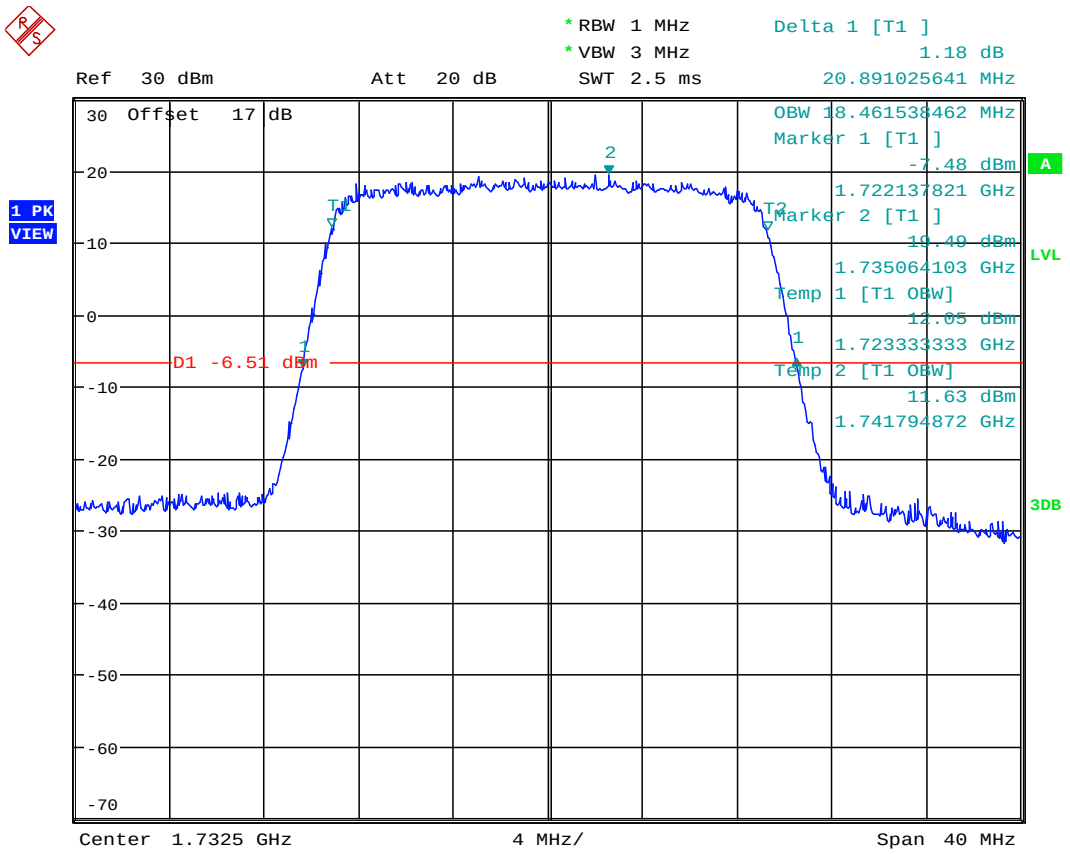

Date: 6.AUG.2020 16:44:26

Report Number: *W6M22103-20740-P-247-R*
FCC ID: GX9CHMG

Band V
QPSK
1.4MHz

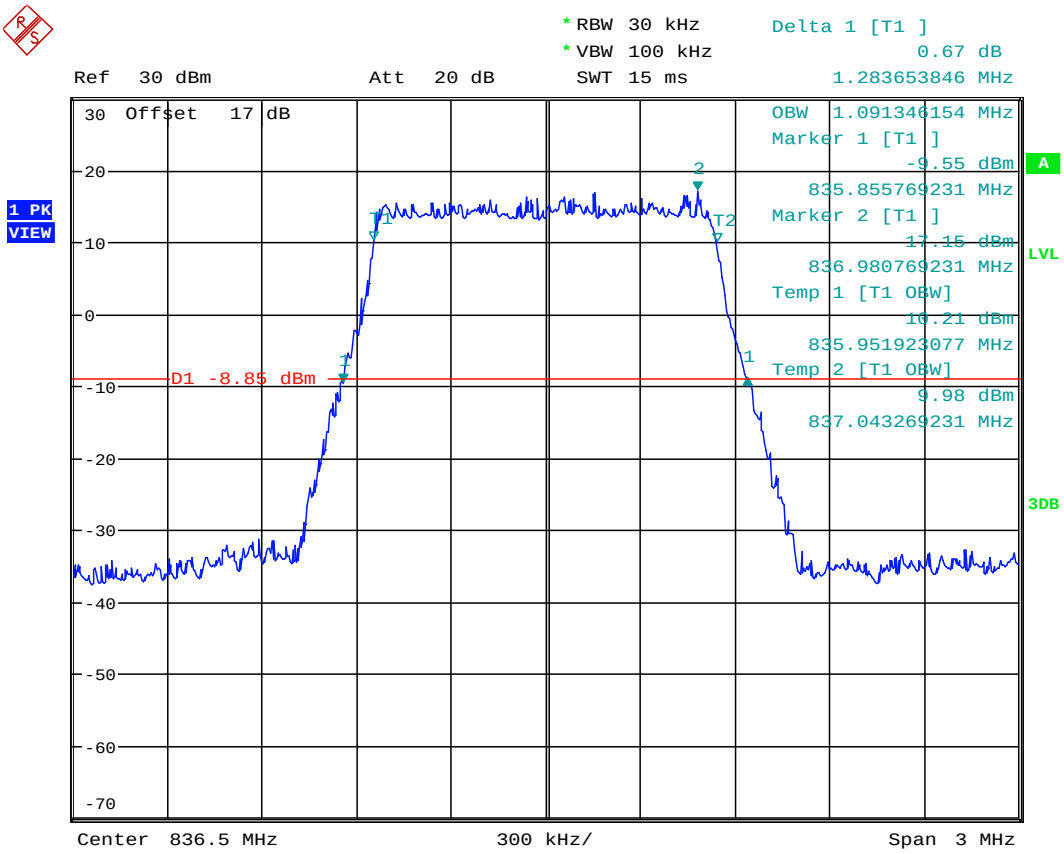

Date: 6.AUG.2020 16:46:17

3MHz

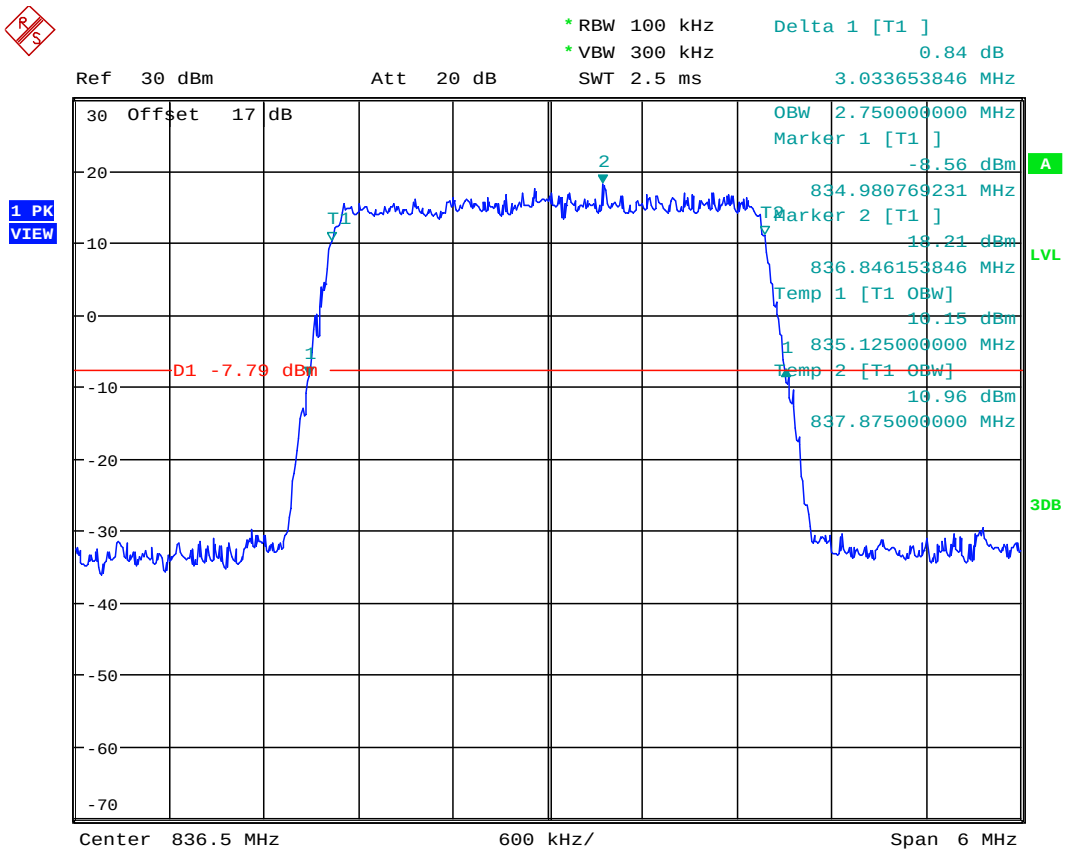

Date: 6.AUG.2020 16:47:19

5MHz

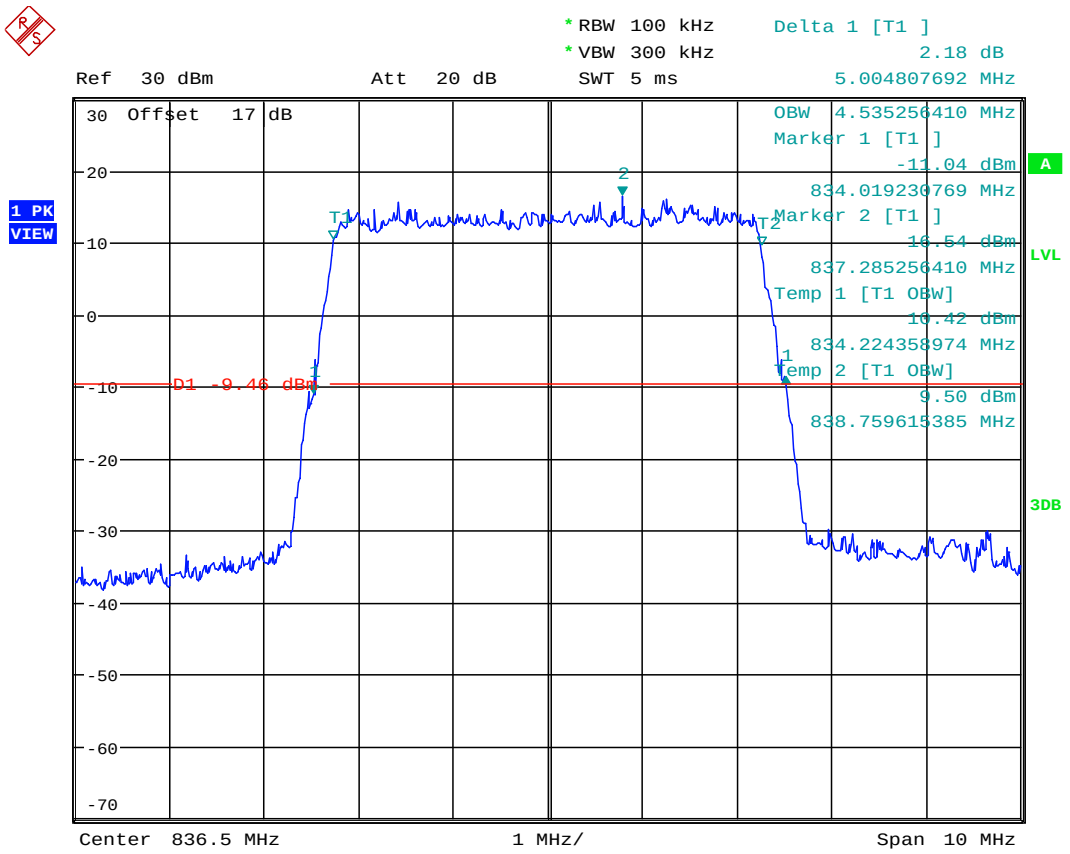

Date: 6.AUG.2020 16:48:38

10MHz

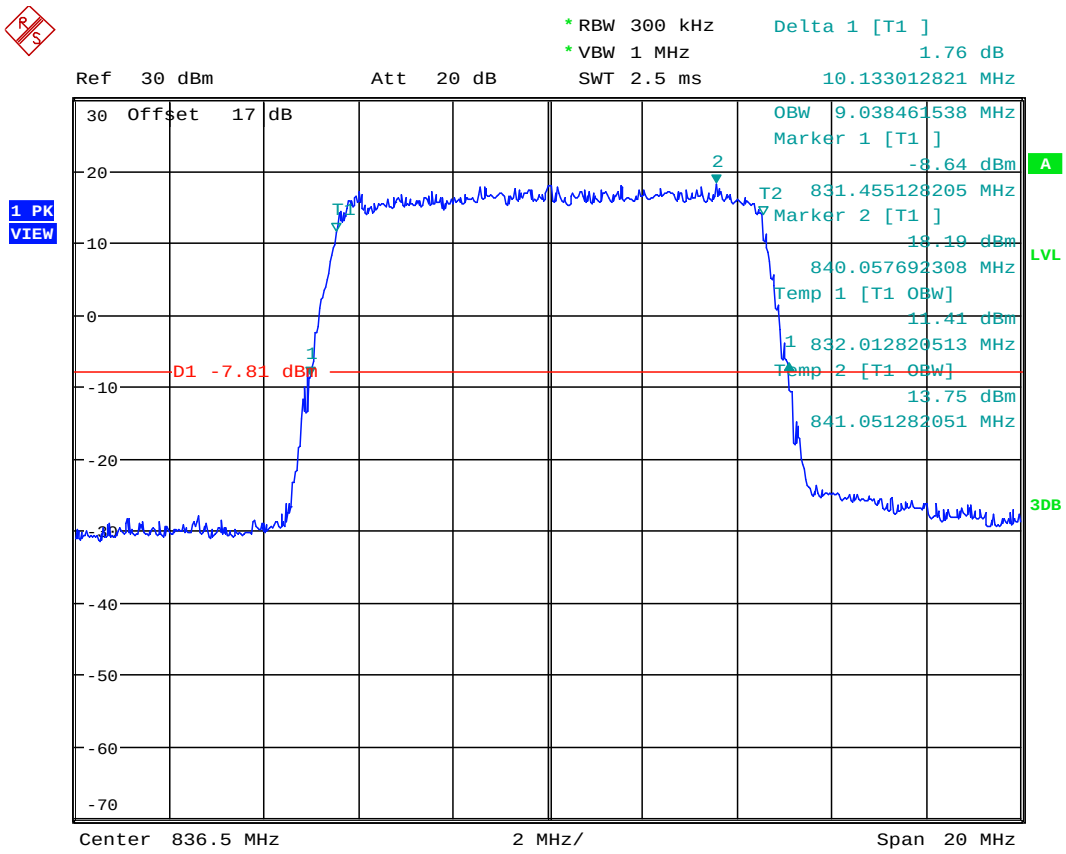

Date: 6.AUG.2020 16:49:43

Report Number: *W6M22103-20740-P-247-R*
FCC ID: GX9CHMG

Band XII
QPSK
1.4MHz

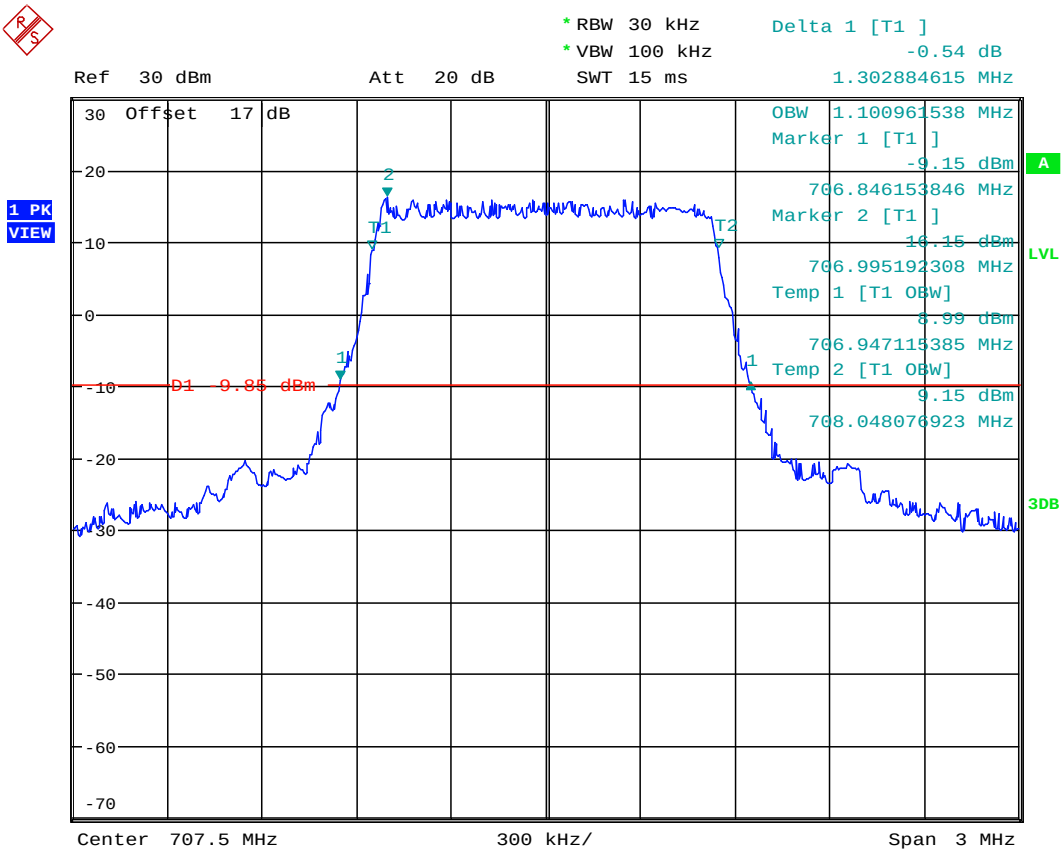

Date: 6.AUG.2020 16:51:26

Report Number: *W6M22103-20740-P-247-R*
FCC ID: GX9CHMG

3MHz

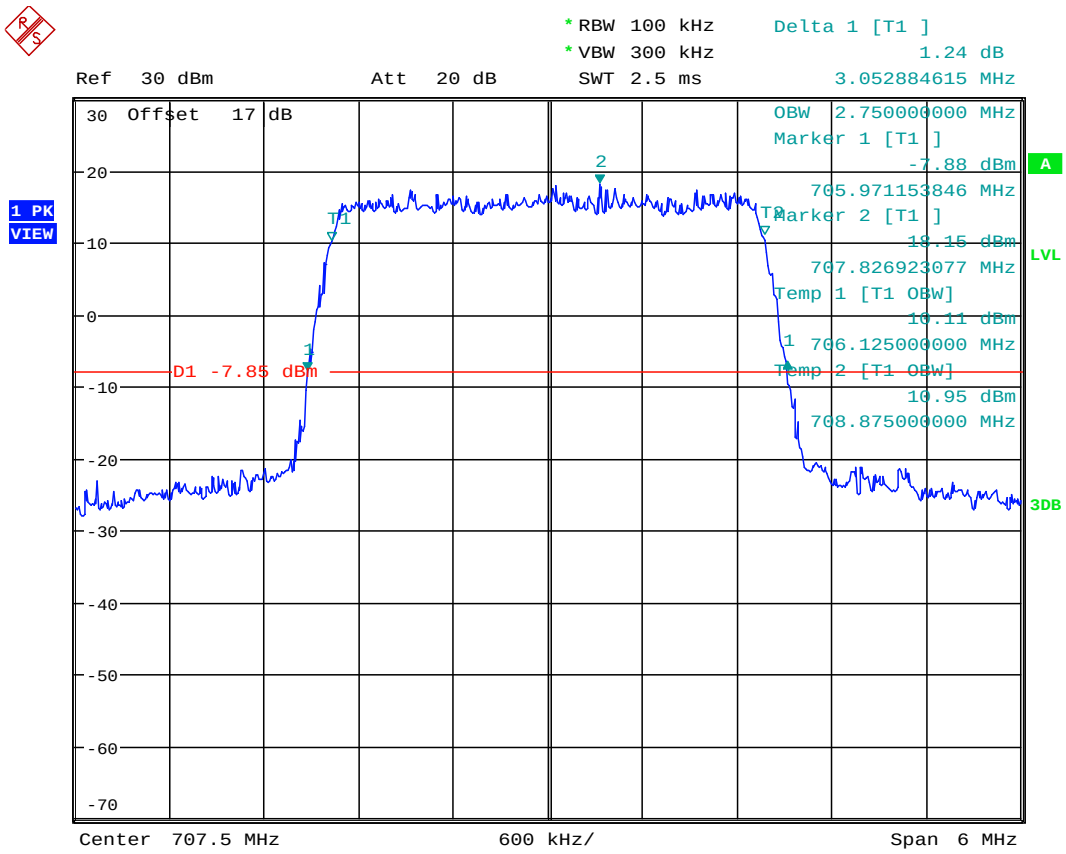

Date: 6.AUG.2020 16:52:24

Report Number: *W6M22103-20740-P-247-R*
FCC ID: GX9CHMG

5MHz

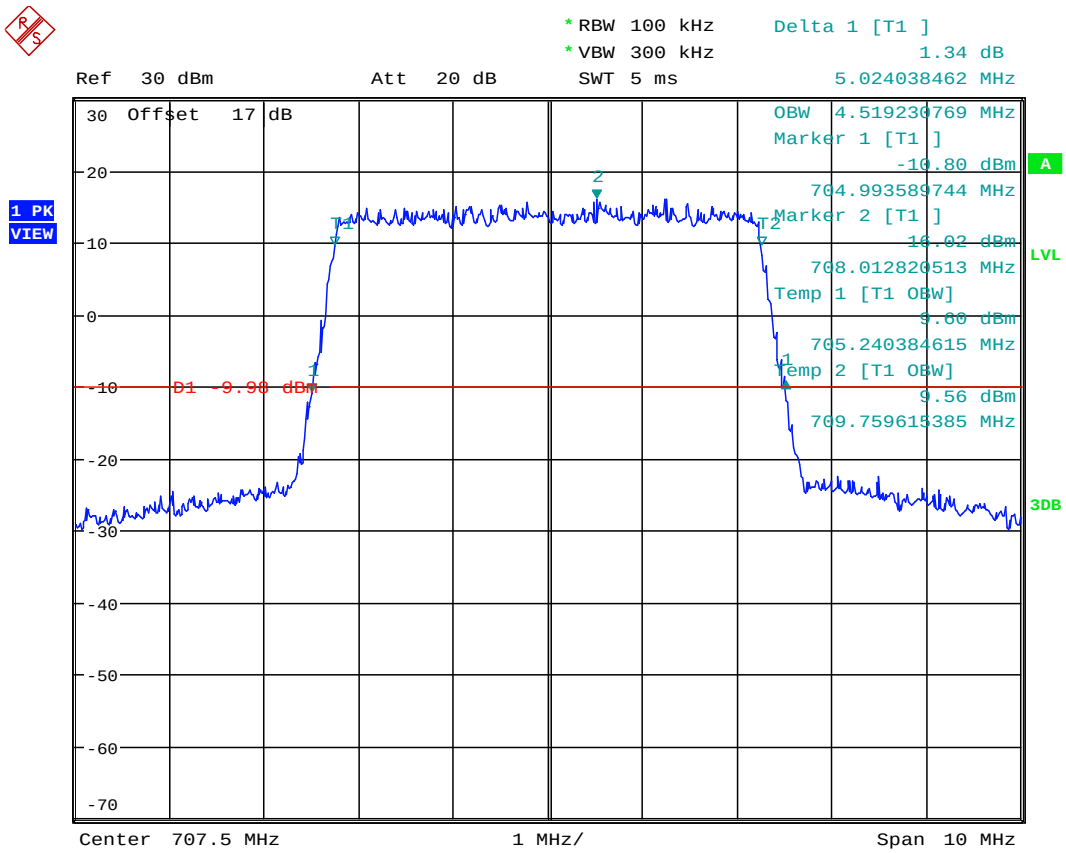

Date: 6.AUG.2020 16:53:30

Report Number: *W6M22103-20740-P-247-R*
FCC ID: GX9CHMG

10MHz

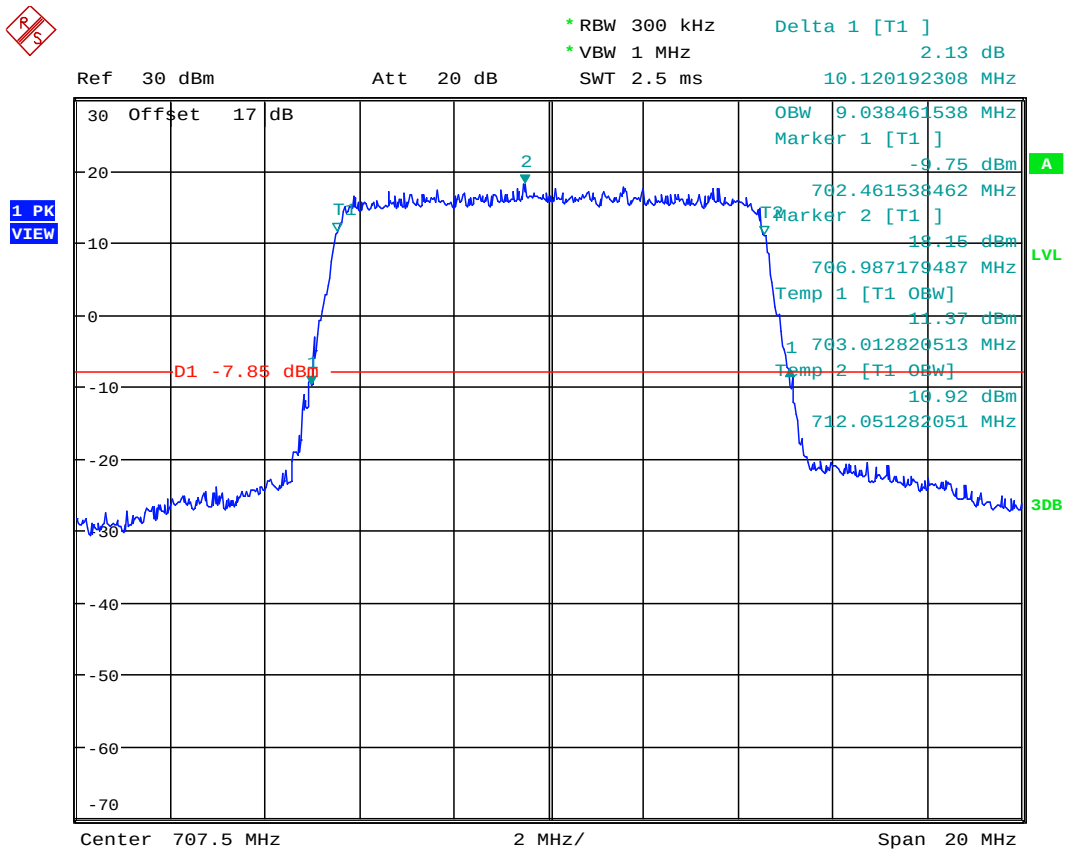

Date: 6.AUG.2020 16:54:35

Report Number: *W6M22103-20740-P-247-R*
FCC ID: GX9CHMG

Band XIII
QPSK
5MHz

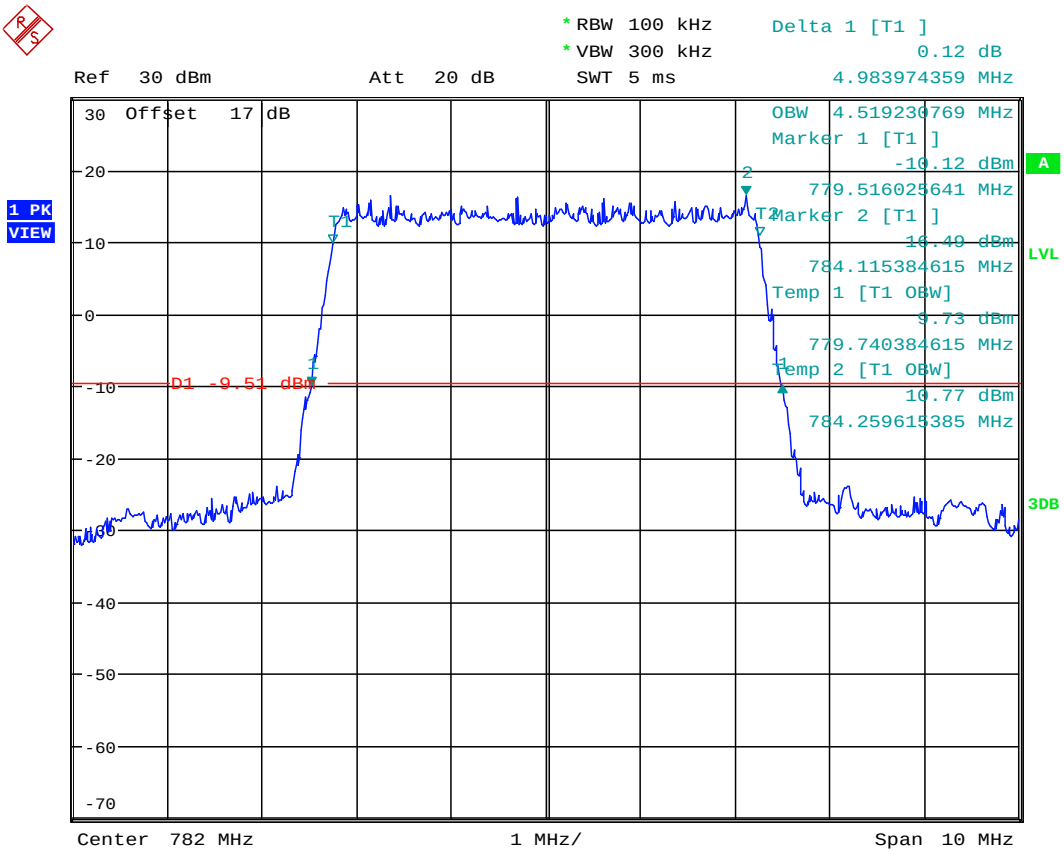

Date: 6.AUG.2020 16:57:32

Report Number: *W6M22103-20740-P-247-R*
FCC ID: GX9CHMG

10MHz

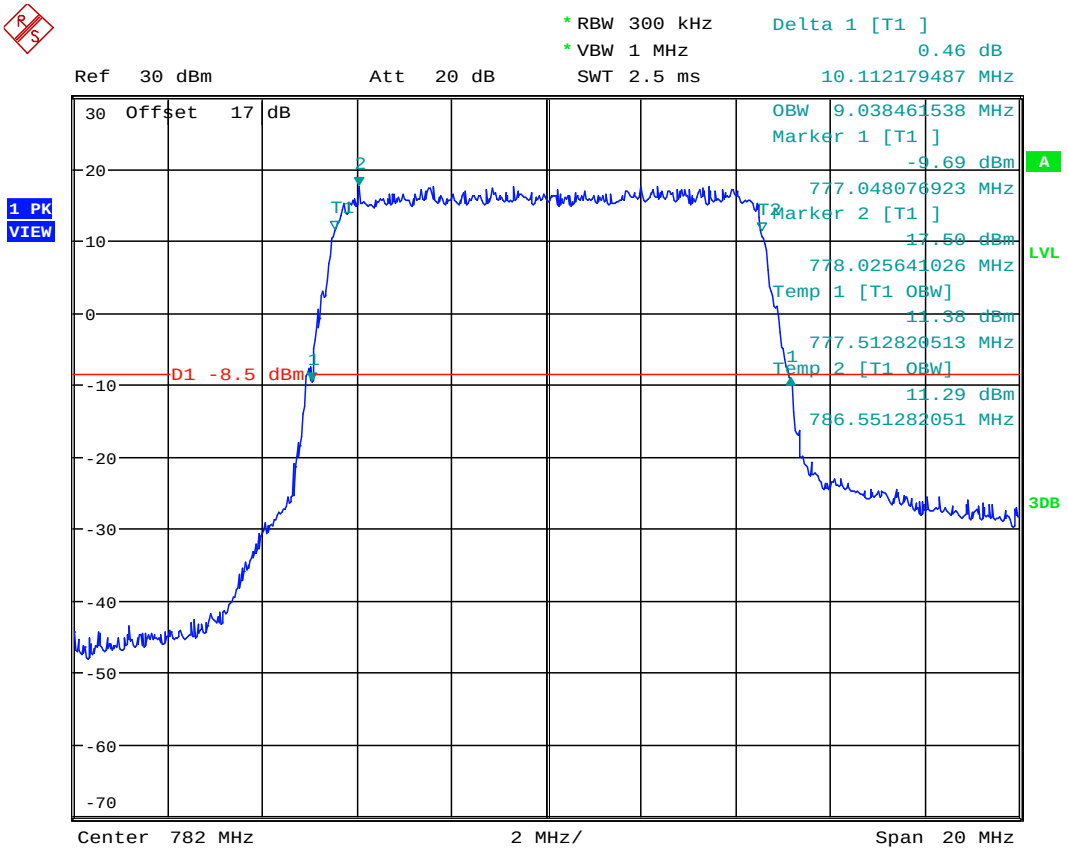

Date: 6.AUG.2020 16:58:28

Test equipment: ETSTW-RE 055, ETSTW-GSM 002, ETSTW-GSM 023, ETSTW-GSM 004

7. Spurious Emissions at Antenna Terminals

7.1 Test procedure

This transmitter output was connected to a calibrated coaxial attenuator, the other end of which was connected to a spectrum analyzer via a three-port splitter. Please refer to the following figure. Transmitter output was derived with the spectrum analyzer in dBm.
The Spurious Emissions at Antenna Terminals was measured by the spectrum analyzer with a suitable notch filter and/or Band-pass filter.
Tests were performed with an unmodulated carrier at three frequencies (low, middle and high channels) and on all power levels , which can be set-up on the transmitters.

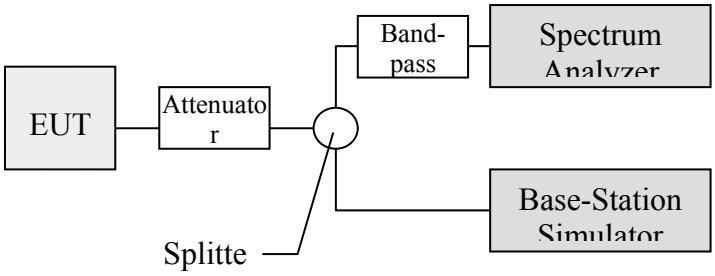

7.2 Test Results

Test date: August 11, 2020-August 12, 2020
Temperature: 23.2 ˚C
Humidity: 48.5 %
Tester: Kent

WCDMA
Band II

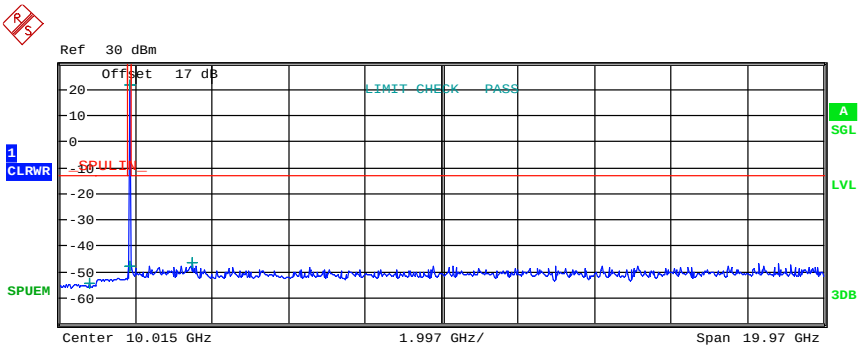

Start [Hz]	Stop [Hz]	RBW [Hz]	Freq [Hz]	PwrAbs [dBm]	ΔLimit [dB]
30.000 M	1.000 G	100.00 k	805.689103 M	-54.94	-41.94
1.000 G	1.840 G	1.00 M	1.839916 G	-48.22	-35.22
1.840 G	1.920 G	1.00 M	1.851677 G	21.43	-11.57
1.920 G	20.000 G	1.00 M	3.486933 G	-46.97	-33.97

CONDUCTED SPURIOUS EMISSION
Date: 11.AUG.2020 19:39:42

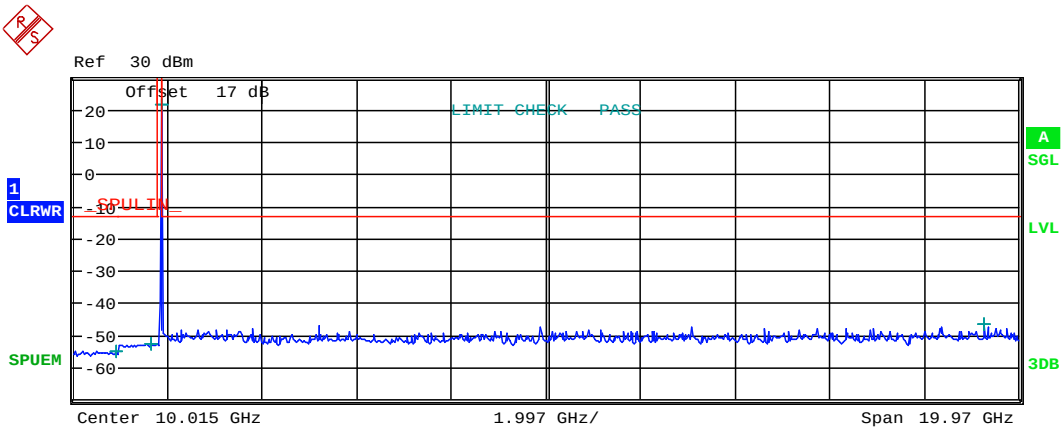

Start [Hz]	Stop [Hz]	RBW [Hz]	Freq [Hz]	PwrAbs [dBm]	Δ Limit [dB]
30.000 M	1.000 G	100.00 k	937.820513 M	-55.00	-42.00
1.000 G	1.840 G	1.00 M	1.674520 G	-52.69	-39.69
1.840 G	1.920 G	1.00 M	1.879256 G	21.38	-11.62
1.920 G	20.000 G	1.00 M	19.272581 G	-46.61	-33.61

CONDUCTED SPURIOUS EMISSION

Date: 11.AUG.2020 19:40:07

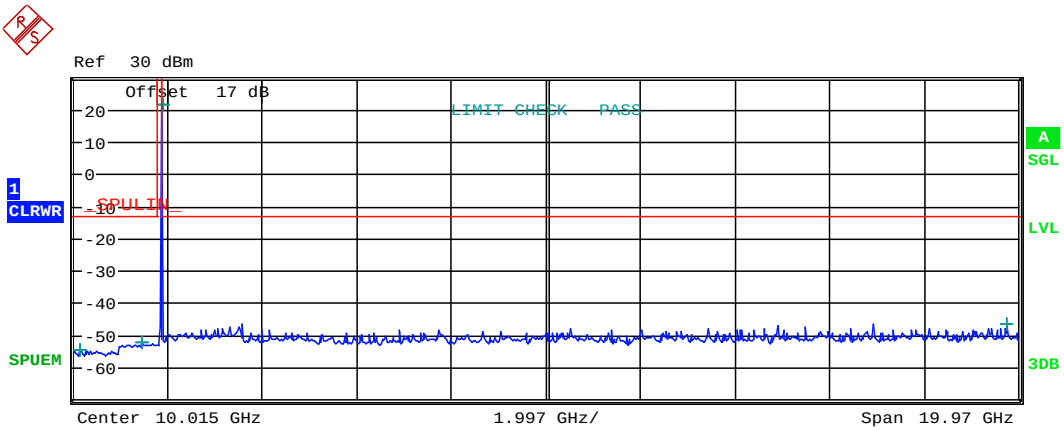

Start [Hz]	Stop [Hz]	RBW [Hz]	Freq [Hz]	PwrAbs [dBm]	Δ Limit [dB]
30.000 M	1.000 G	100.00 k	154.358974 M	-54.95	-41.95
1.000 G	1.840 G	1.00 M	1.468300 G	-52.62	-39.62
1.840 G	1.920 G	1.00 M	1.906989 G	21.55	-11.45
1.920 G	20.000 G	1.00 M	19.737237 G	-46.78	-33.78

CONDUCTED SPURIOUS EMISSION

Date: 11.AUG.2020 19:40:32

Band IV

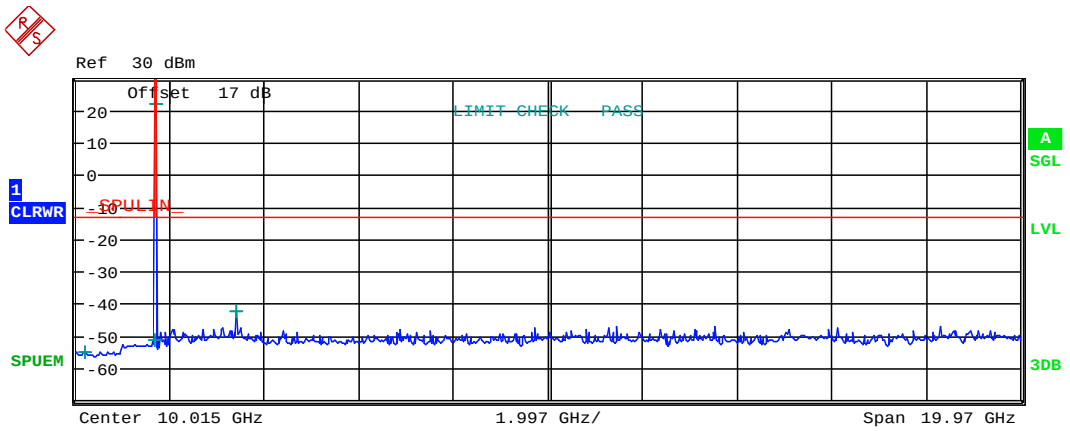

Start [Hz]	Stop [Hz]	RBW [Hz]	Freq [Hz]	PwrAbs [dBm]	Δ Limit [dB]
30.000 M	1.000 G	100.00 k	230.528846 M	-55.29	-42.29
1.000 G	1.700 G	1.00 M	1.699790 G	-51.52	-38.52
1.700 G	1.765 G	1.00 M	1.711644 G	21.81	-11.19
1.765 G	20.000 G	1.00 M	3.426209 G	-42.46	-29.46

CONDUCTED SPURIOUS EMISSION

Date: 11.AUG.2020 19:43:06

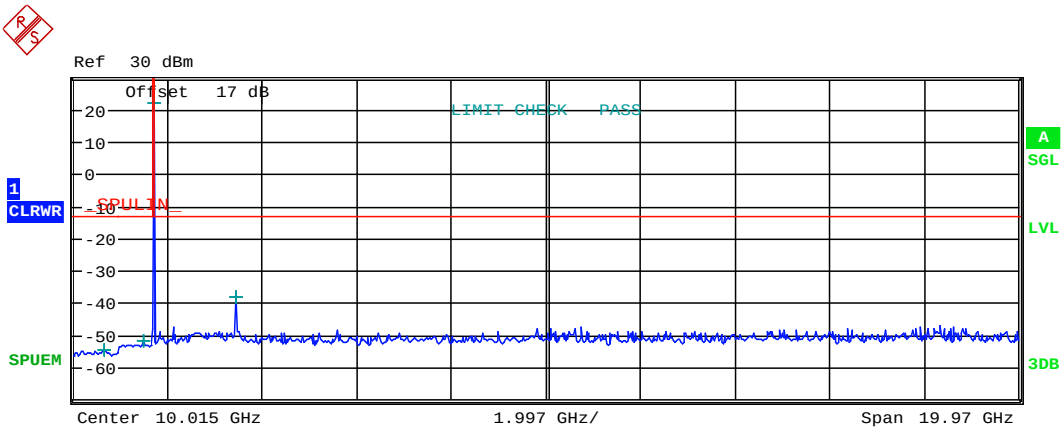

Start [Hz]	Stop [Hz]	RBW [Hz]	Freq [Hz]	PwrAbs [dBm]	Δ Limit [dB]
30.000 M	1.000 G	100.00 k	658.012821 M	-54.93	-41.93
1.000 G	1.700 G	1.00 M	1.512120 G	-52.05	-39.05
1.700 G	1.765 G	1.00 M	1.733414 G	21.70	-11.30
1.765 G	20.000 G	1.00 M	3.466325 G	-38.09	-25.09

CONDUCTED SPURIOUS EMISSION

Date: 11.AUG.2020 19:43:27

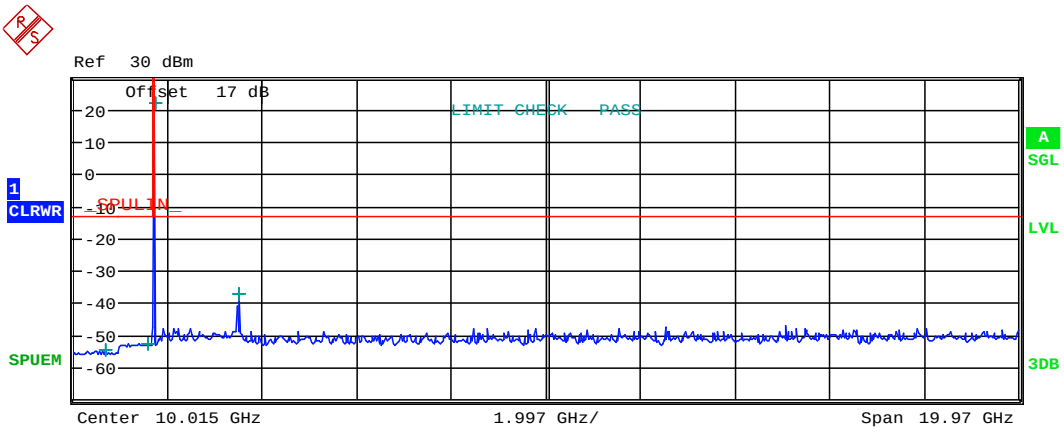

Start [Hz]	Stop [Hz]	RBW [Hz]	Freq [Hz]	PwrAbs [dBm]	Δ Limit [dB]
30.000 M	1.000 G	100.00 k	695.320513 M	-54.72	-41.72
1.000 G	1.700 G	1.00 M	1.586180 G	-52.74	-39.74
1.700 G	1.765 G	1.00 M	1.751413 G	21.99	-11.01
1.765 G	20.000 G	1.00 M	3.502796 G	-37.56	-24.56

CONDUCTED SPURIOUS EMISSION

Date: 11.AUG.2020 19:43:49

Band V

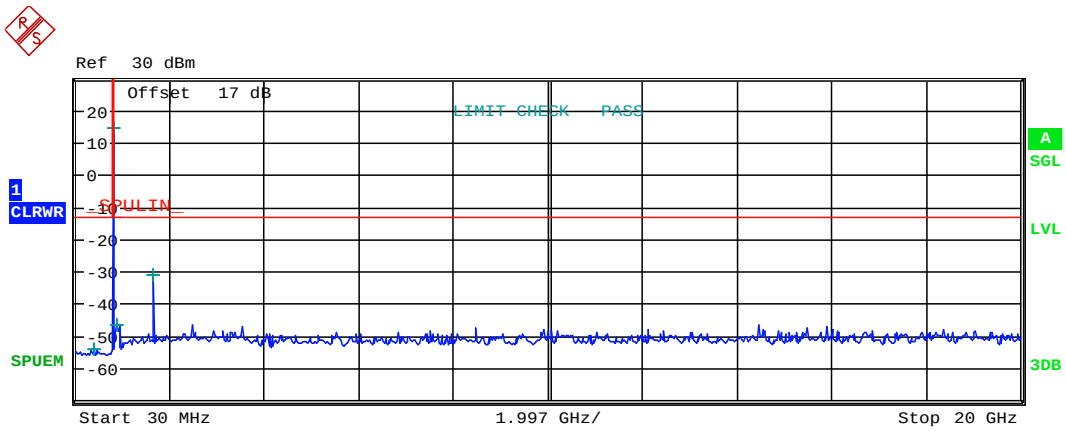

Start [Hz]	Stop [Hz]	RBW [Hz]	Freq [Hz]	PwrAbs [dBm]	Δ Limit [dB]
30.000 M	814.000 M	100.00 k	405.666667 M	-54.50	-41.50
814.000 M	859.000 M	100.00 k	825.709000 M	14.29	-18.71
859.000 M	1.000 G	100.00 k	905.760300 M	-46.73	-33.73
1.000 G	20.000 G	1.00 M	1.649167 G	-31.32	-18.32

CONDUCTED SPURIOUS EMISSION

Date: 11.AUG.2020 19:47:50

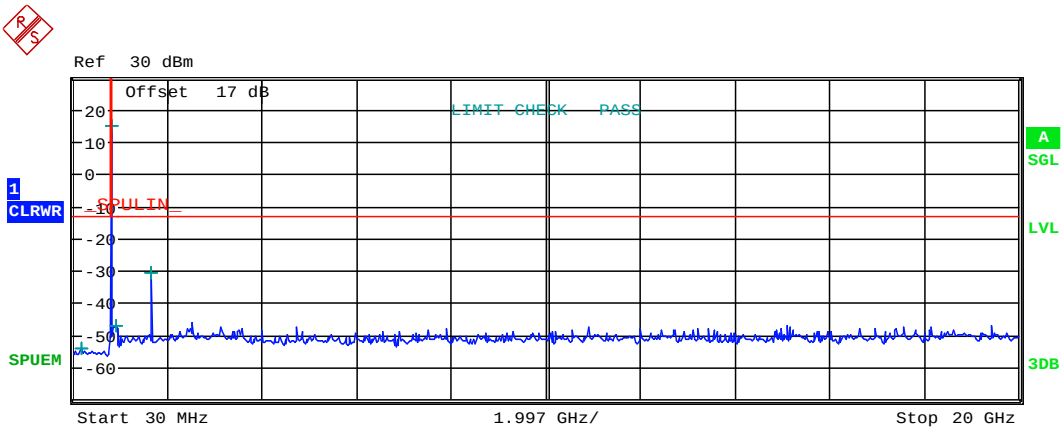

Start [Hz]	Stop [Hz]	RBW [Hz]	Freq [Hz]	PwrAbs [dBm]	Δ Limit [dB]
30.000 M	814.000 M	100.00 k	198.358974 M	-54.43	-41.43
814.000 M	859.000 M	100.00 k	837.350500 M	14.52	-18.48
859.000 M	1.000 G	100.00 k	934.627700 M	-47.24	-34.24
1.000 G	20.000 G	1.00 M	1.670067 G	-30.85	-17.85

CONDUCTED SPURIOUS EMISSION

Date: 11.AUG.2020 19:48:19

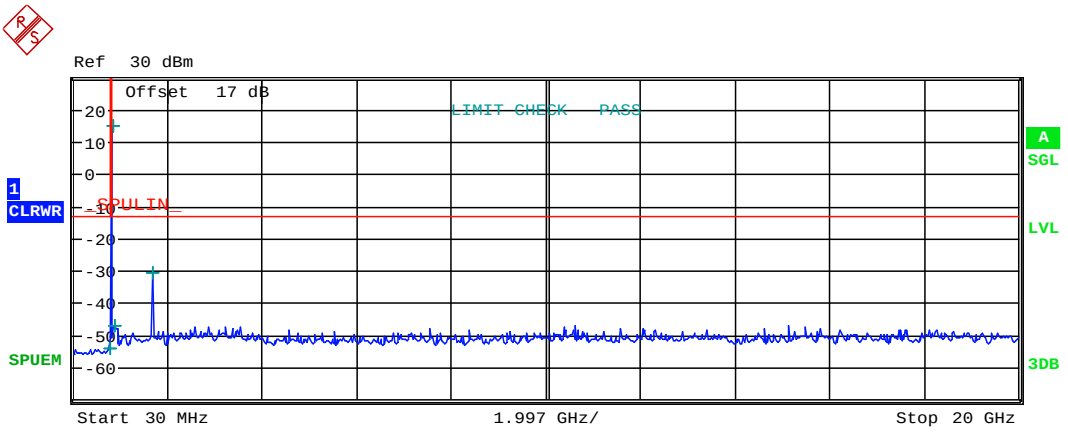

Start [Hz]	Stop [Hz]	RBW [Hz]	Freq [Hz]	PwrAbs [dBm]	Δ Limit [dB]
30.000 M	814.000 M	100.00 k	797.666667 M	-54.21	-41.21
814.000 M	859.000 M	100.00 k	847.484500 M	14.89	-18.11
859.000 M	1.000 G	100.00 k	891.768400 M	-47.20	-34.20
1.000 G	20.000 G	1.00 M	1.690333 G	-30.58	-17.58

CONDUCTED SPURIOUS EMISSION

Date: 11.AUG.2020 19:48:38

Report Number: *W6M22103-20740-P-247-R*
FCC ID: GX9CHMG

LTE
Band II
16QAM
1.4MHz

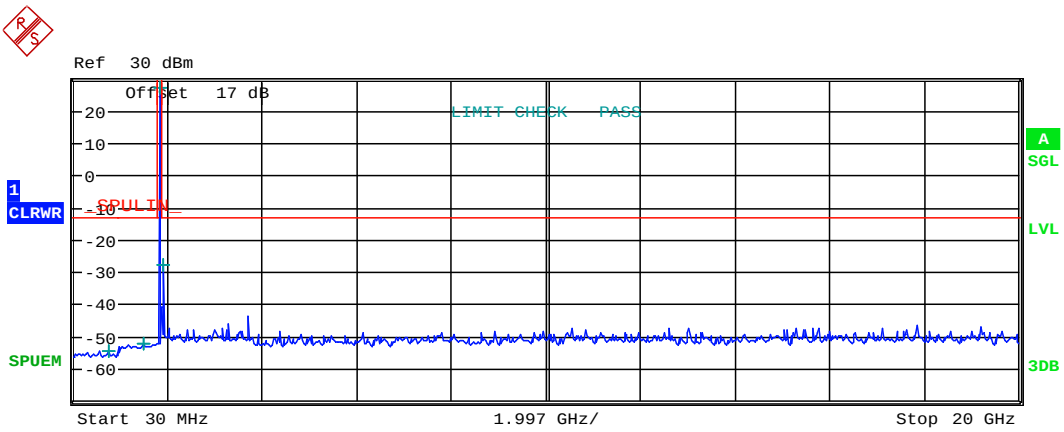

Start [Hz]	Stop [Hz]	RBW [Hz]	Freq [Hz]	PwrAbs [dBm]	Δ Limit [dB]
30.000 M	1.000 G	100.00 k	769.935897 M	-54.90	-41.90
1.000 G	1.840 G	1.00 M	1.503328 G	-52.39	-39.39
1.840 G	1.920 G	1.00 M	1.850808 G	27.12	-5.88
1.920 G	20.000 G	1.00 M	1.930245 G	-27.76	-14.76

CONDUCTED SPURIOUS EMISSION

Date: 11.AUG.2020 19:57:46

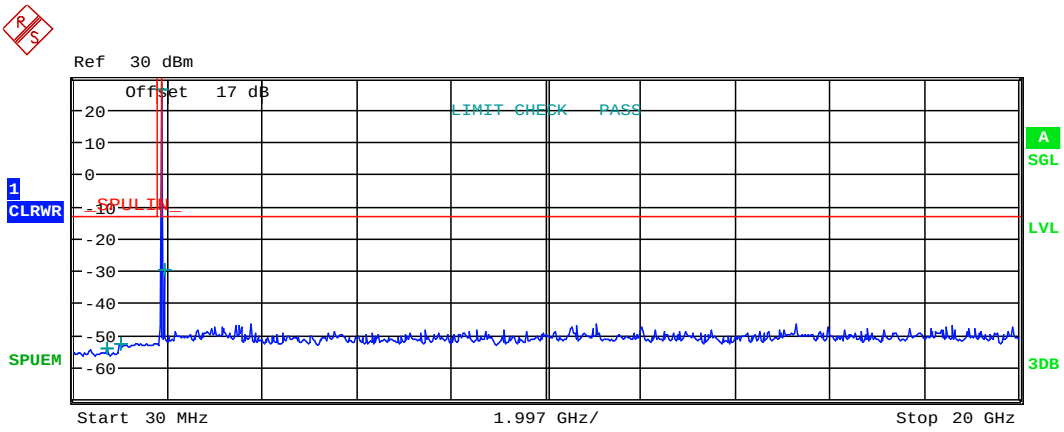

Start [Hz]	Stop [Hz]	RBW [Hz]	Freq [Hz]	PwrAbs [dBm]	Δ Limit [dB]
30.000 M	1.000 G	100.00 k	745.064103 M	-54.37	-41.37
1.000 G	1.840 G	1.00 M	1.022512 G	-52.70	-39.70
1.840 G	1.920 G	1.00 M	1.880141 G	26.11	-6.89
1.920 G	20.000 G	1.00 M	1.959776 G	-29.98	-16.98

CONDUCTED SPURIOUS EMISSION

Date: 11.AUG.2020 19:58:33

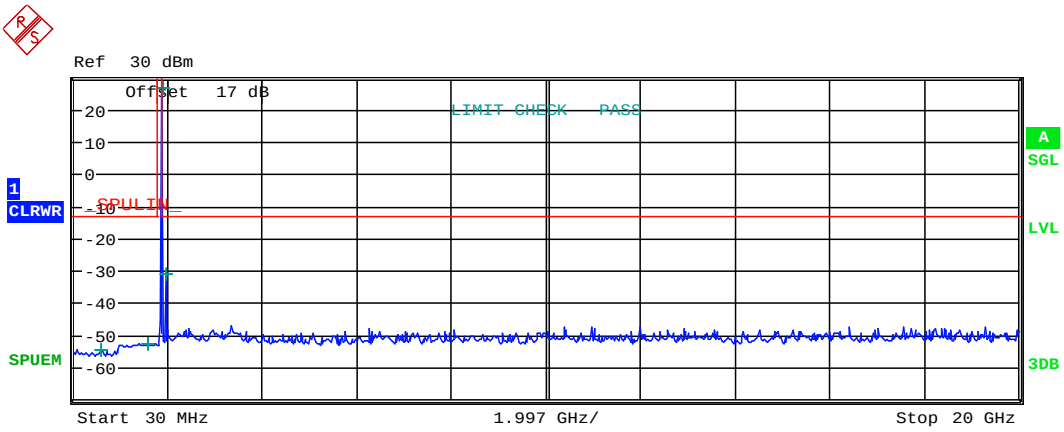

Start [Hz]	Stop [Hz]	RBW [Hz]	Freq [Hz]	PwrAbs [dBm]	Δ Limit [dB]
30.000 M	1.000 G	100.00 k	603.605769 M	-54.52	-41.52
1.000 G	1.840 G	1.00 M	1.607068 G	-52.80	-39.80
1.840 G	1.920 G	1.00 M	1.909363 G	26.67	-6.33
1.920 G	20.000 G	1.00 M	1.988704 G	-31.19	-18.19

CONDUCTED SPURIOUS EMISSION

Date: 11.AUG.2020 19:58:59

3MHz

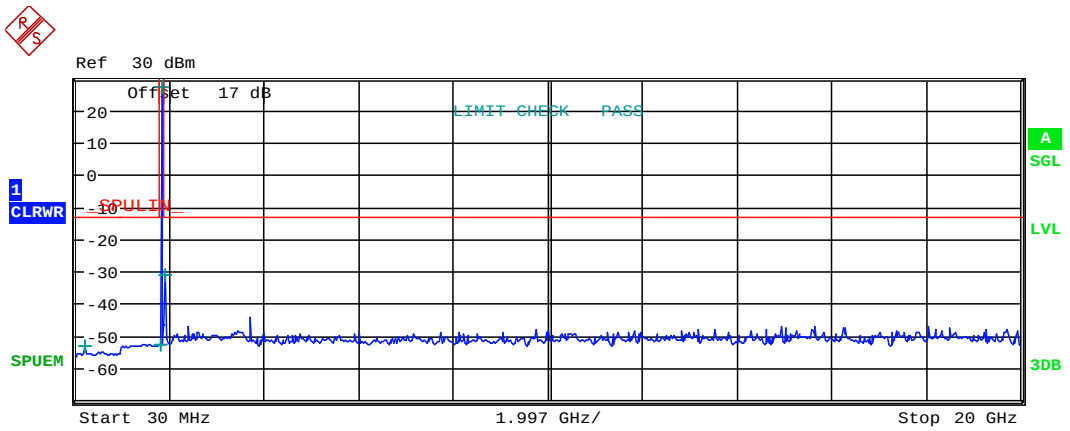

Start [Hz]	Stop [Hz]	RBW [Hz]	Freq [Hz]	PwrAbs [dBm]	Δ Limit [dB]
30.000 M	1.000 G	100.00 k	218.092949 M	-53.54	-40.54
1.000 G	1.840 G	1.00 M	1.815052 G	-52.78	-39.78
1.840 G	1.920 G	1.00 M	1.851808 G	27.04	-5.96
1.920 G	20.000 G	1.00 M	1.931451 G	-31.37	-18.37

CONDUCTED SPURIOUS EMISSION

Date: 11.AUG.2020 20:02:39

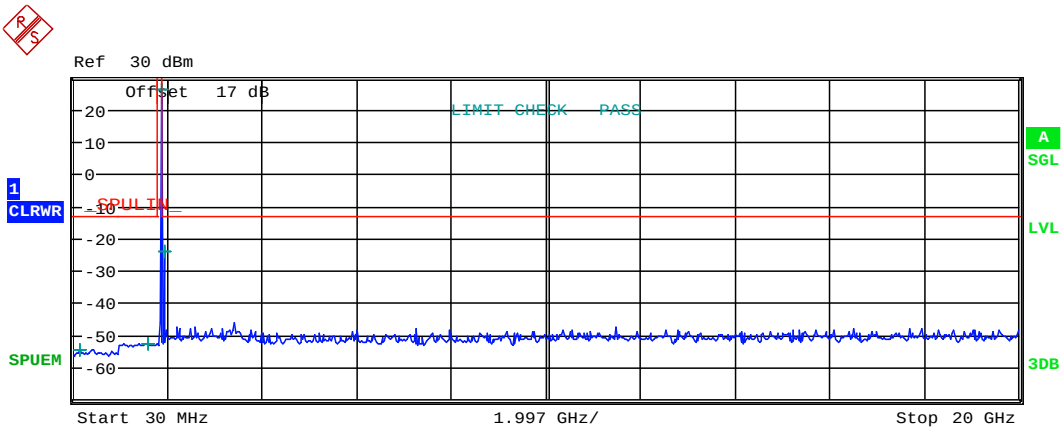

Start [Hz]	Stop [Hz]	RBW [Hz]	Freq [Hz]	PwrAbs [dBm]	Δ Limit [dB]
30.000 M	1.000 G	100.00 k	155.913462 M	-54.60	-41.60
1.000 G	1.840 G	1.00 M	1.585312 G	-52.70	-39.70
1.840 G	1.920 G	1.00 M	1.880104 G	26.16	-6.84
1.920 G	20.000 G	1.00 M	1.959173 G	-24.39	-11.39

CONDUCTED SPURIOUS EMISSION

Date: 11.AUG.2020 20:03:03

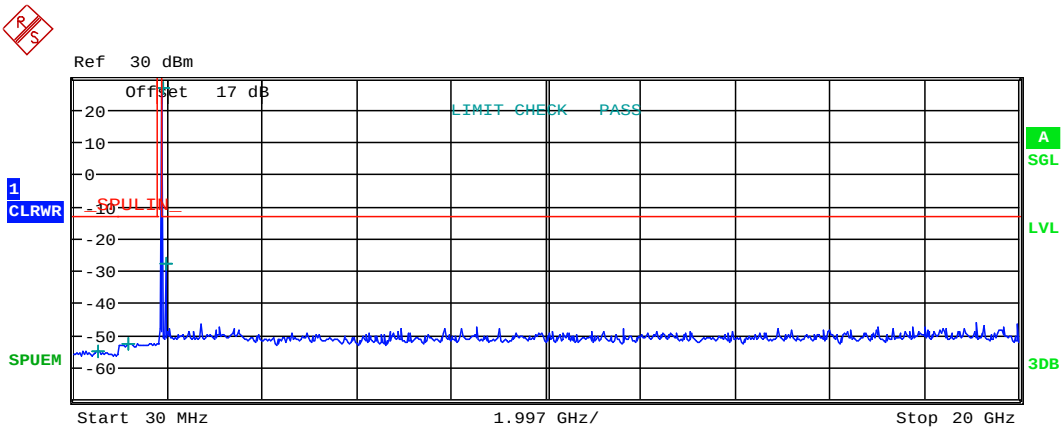

Start [Hz]	Stop [Hz]	RBW [Hz]	Freq [Hz]	PwrAbs [dBm]	Δ Limit [dB]
30.000 M	1.000 G	100.00 k	552.307692 M	-55.12	-42.12
1.000 G	1.840 G	1.00 M	1.172368 G	-52.73	-39.73
1.840 G	1.920 G	1.00 M	1.908691 G	26.58	-6.42
1.920 G	20.000 G	1.00 M	1.988704 G	-28.14	-15.14

CONDUCTED SPURIOUS EMISSION

Date: 11.AUG.2020 20:03:32

5MHz

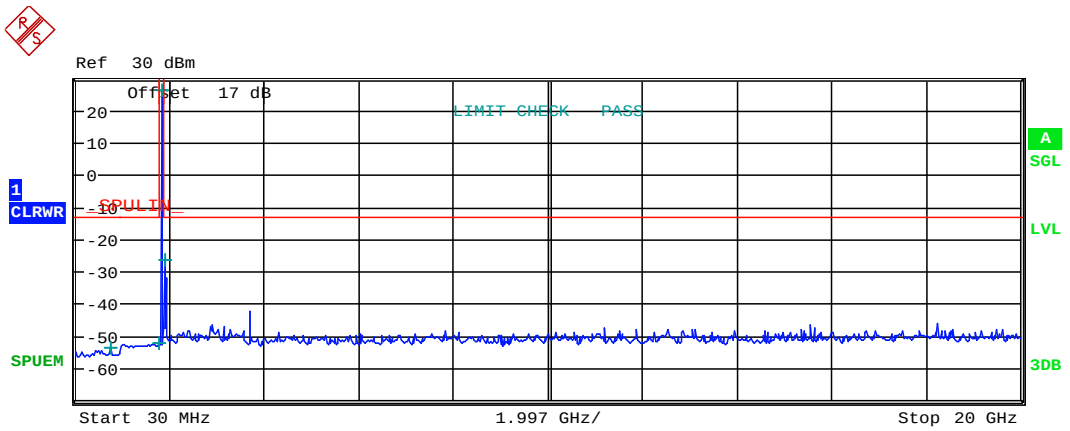

Start [Hz]	Stop [Hz]	RBW [Hz]	Freq [Hz]	PwrAbs [dBm]	Δ Limit [dB]
30.000 M	1.000 G	100.00 k	757.500000 M	-53.91	-40.91
1.000 G	1.840 G	1.00 M	1.797244 G	-52.61	-39.61
1.840 G	1.920 G	1.00 M	1.852576 G	26.18	-6.82
1.920 G	20.000 G	1.00 M	1.932053 G	-26.64	-13.64

CONDUCTED SPURIOUS EMISSION

Date: 11.AUG.2020 20:19:09

Report Number: *W6M22103-20740-P-247-R*
FCC ID: GX9CHMG

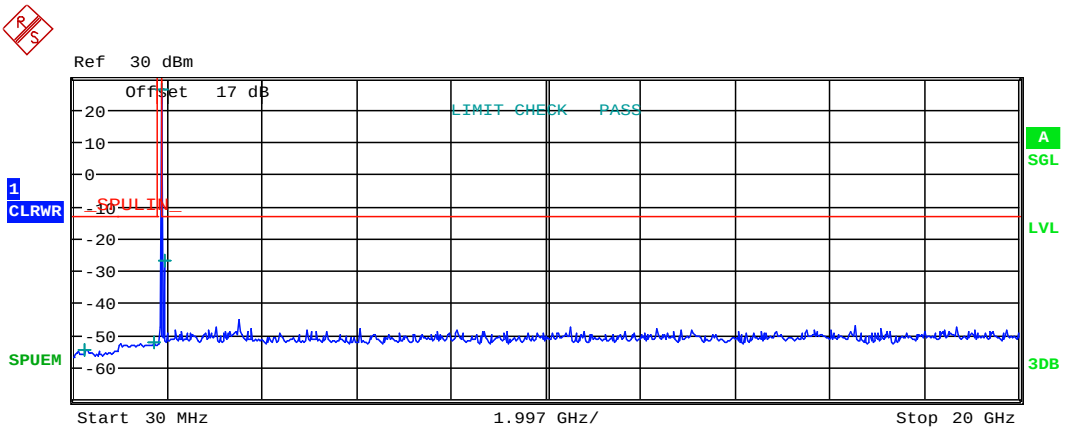

Start [Hz]	Stop [Hz]	RBW [Hz]	Freq [Hz]	PwrAbs [dBm]	Δ Limit [dB]
30.000 M	1.000 G	100.00 k	269.391026 M	-54.76	-41.76
1.000 G	1.840 G	1.00 M	1.730296 G	-52.61	-39.61
1.840 G	1.920 G	1.00 M	1.880189 G	25.88	-7.12
1.920 G	20.000 G	1.00 M	1.960379 G	-27.12	-14.12

CONDUCTED SPURIOUS EMISSION

Date: 11.AUG.2020 20:19:28

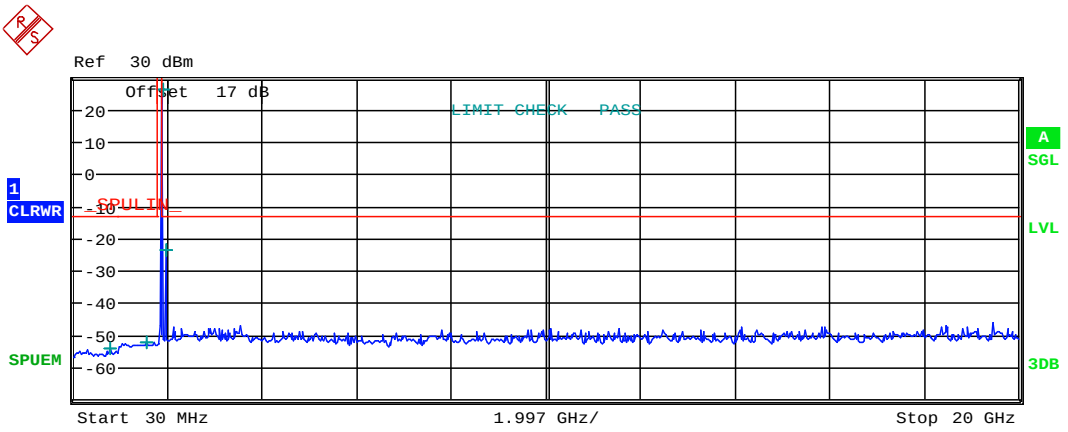

Start [Hz]	Stop [Hz]	RBW [Hz]	Freq [Hz]	PwrAbs [dBm]	Δ Limit [dB]
30.000 M	1.000 G	100.00 k	805.689103 M	-54.20	-41.20
1.000 G	1.840 G	1.00 M	1.559272 G	-52.47	-39.47
1.840 G	1.920 G	1.00 M	1.907725 G	25.83	-7.17
1.920 G	20.000 G	1.00 M	1.985691 G	-23.53	-10.53

CONDUCTED SPURIOUS EMISSION

Date: 11.AUG.2020 20:19:50

10MHz

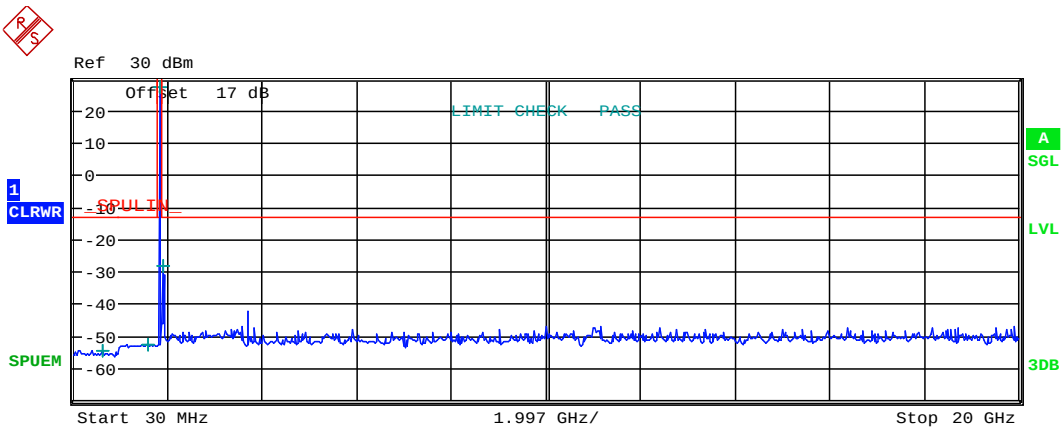

Start [Hz]	Stop [Hz]	RBW [Hz]	Freq [Hz]	PwrAbs [dBm]	Δ Limit [dB]
30.000 M	1.000 G	100.00 k	628.477564 M	-54.80	-41.80
1.000 G	1.840 G	1.00 M	1.612192 G	-52.70	-39.70
1.840 G	1.920 G	1.00 M	1.855229 G	27.15	-5.85
1.920 G	20.000 G	1.00 M	1.932053 G	-28.39	-15.39

CONDUCTED SPURIOUS EMISSION

Date: 11.AUG.2020 20:23:33

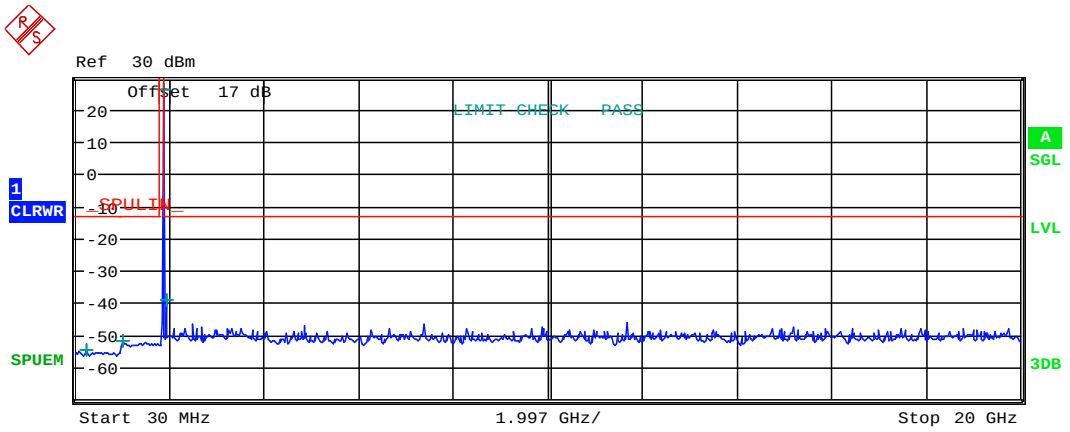

Start [Hz]	Stop [Hz]	RBW [Hz]	Freq [Hz]	PwrAbs [dBm]	Δ Limit [dB]
30.000 M	1.000 G	100.00 k	247.628205 M	-54.81	-41.81
1.000 G	1.840 G	1.00 M	1.012516 G	-52.16	-39.16
1.840 G	1.920 G	1.00 M	1.880139 G	26.05	-6.95
1.920 G	20.000 G	1.00 M	1.955557 G	-39.10	-26.10

CONDUCTED SPURIOUS EMISSION

Date: 11.AUG.2020 20:23:51

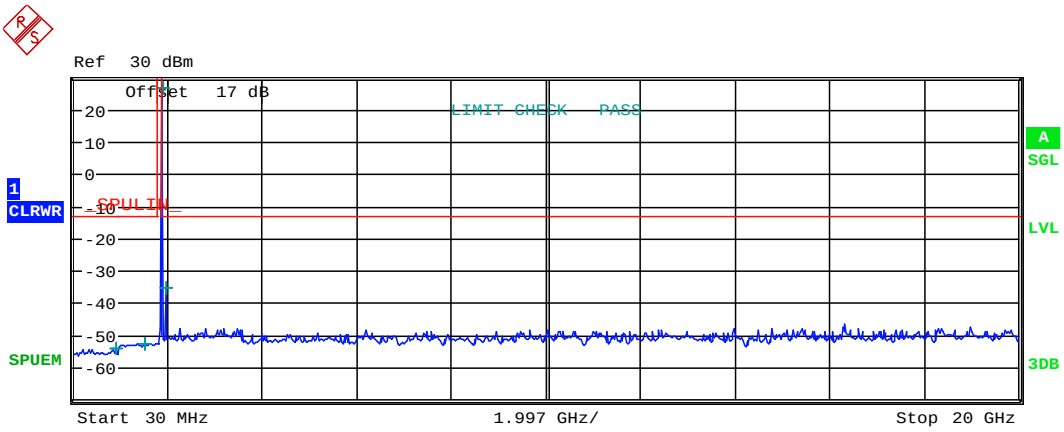

Start [Hz]	Stop [Hz]	RBW [Hz]	Freq [Hz]	PwrAbs [dBm]	Δ Limit [dB]
30.000 M	1.000 G	100.00 k	914.503205 M	-54.45	-41.45
1.000 G	1.840 G	1.00 M	1.522732 G	-52.65	-39.65
1.840 G	1.920 G	1.00 M	1.905064 G	26.47	-6.53
1.920 G	20.000 G	1.00 M	1.980267 G	-35.40	-22.40

CONDUCTED SPURIOUS EMISSION

Date: 11.AUG.2020 20:24:18

15MHz

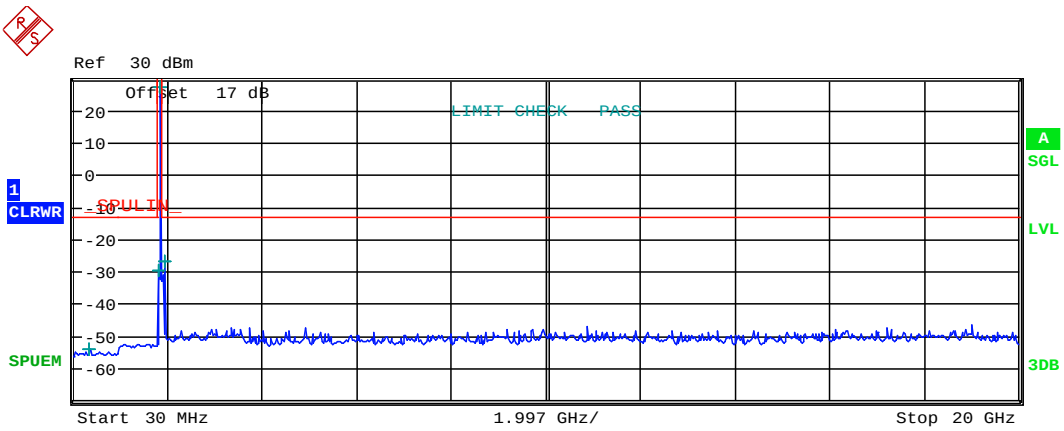

Start [Hz]	Stop [Hz]	RBW [Hz]	Freq [Hz]	PwrAbs [dBm]	Δ Limit [dB]
30.000 M	1.000 G	100.00 k	365.769231 M	-54.32	-41.32
1.000 G	1.840 G	1.00 M	1.837648 G	-29.77	-16.77
1.840 G	1.920 G	1.00 M	1.864128 G	26.98	-6.02
1.920 G	20.000 G	1.00 M	1.934464 G	-27.21	-14.21

CONDUCTED SPURIOUS EMISSION

Date: 11.AUG.2020 20:28:23

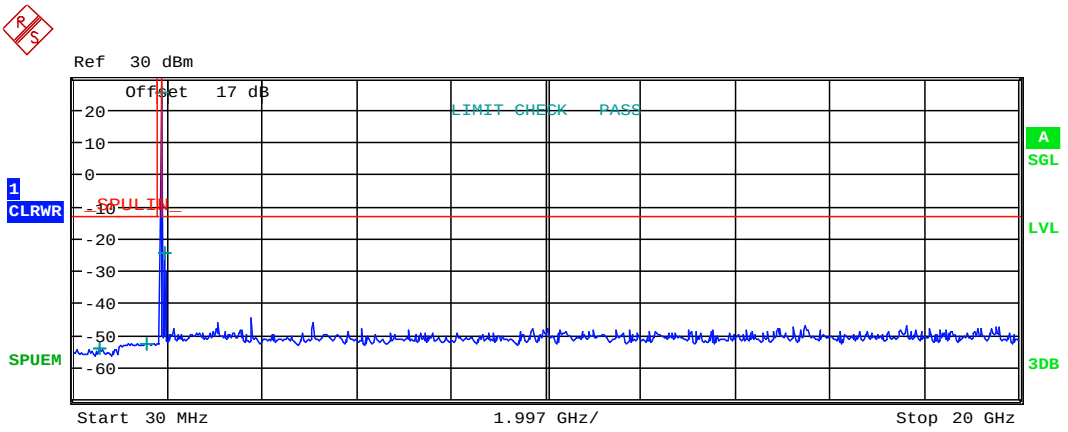

Start [Hz]	Stop [Hz]	RBW [Hz]	Freq [Hz]	PwrAbs [dBm]	Δ Limit [dB]
30.000 M	1.000 G	100.00 k	578.733974 M	-54.49	-41.49
1.000 G	1.840 G	1.00 M	1.581784 G	-52.76	-39.76
1.840 G	1.920 G	1.00 M	1.886683 G	25.15	-7.85
1.920 G	20.000 G	1.00 M	1.959776 G	-24.81	-11.81

CONDUCTED SPURIOUS EMISSION

Date: 11.AUG.2020 20:28:45

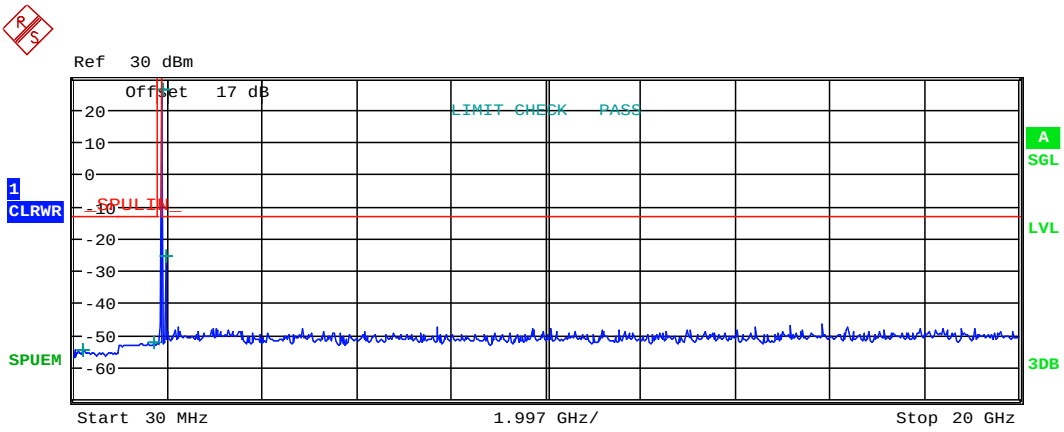

Start [Hz]	Stop [Hz]	RBW [Hz]	Freq [Hz]	PwrAbs [dBm]	Δ Limit [dB]
30.000 M	1.000 G	100.00 k	235.192308 M	-54.70	-41.70
1.000 G	1.840 G	1.00 M	1.711732 G	-52.59	-39.59
1.840 G	1.920 G	1.00 M	1.909136 G	25.84	-7.16
1.920 G	20.000 G	1.00 M	1.978459 G	-25.59	-12.59

CONDUCTED SPURIOUS EMISSION

Date: 11.AUG.2020 20:29:07

20MHz

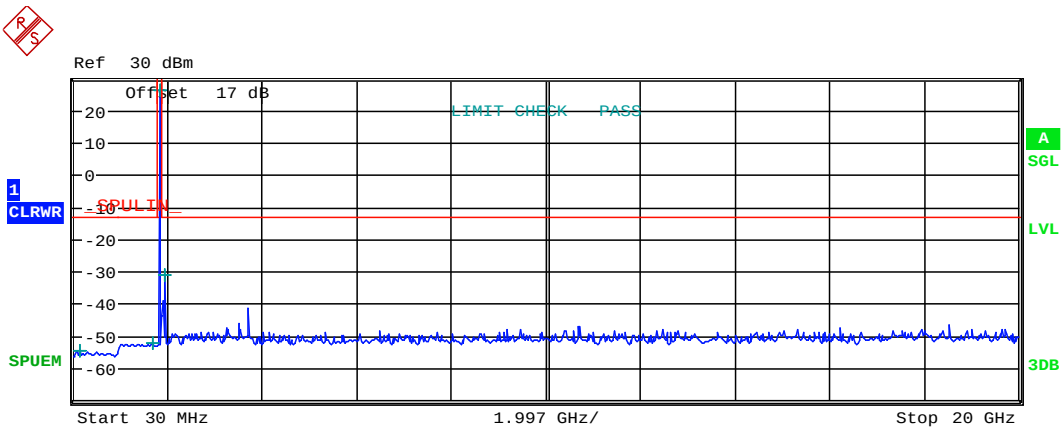

Start [Hz]	Stop [Hz]	RBW [Hz]	Freq [Hz]	PwrAbs [dBm]	Δ Limit [dB]
30.000 M	1.000 G	100.00 k	160.576923 M	-54.76	-41.76
1.000 G	1.840 G	1.00 M	1.698460 G	-52.54	-39.54
1.840 G	1.920 G	1.00 M	1.860155 G	25.96	-7.04
1.920 G	20.000 G	1.00 M	1.944709 G	-31.42	-18.42

CONDUCTED SPURIOUS EMISSION

Date: 11.AUG.2020 20:31:15

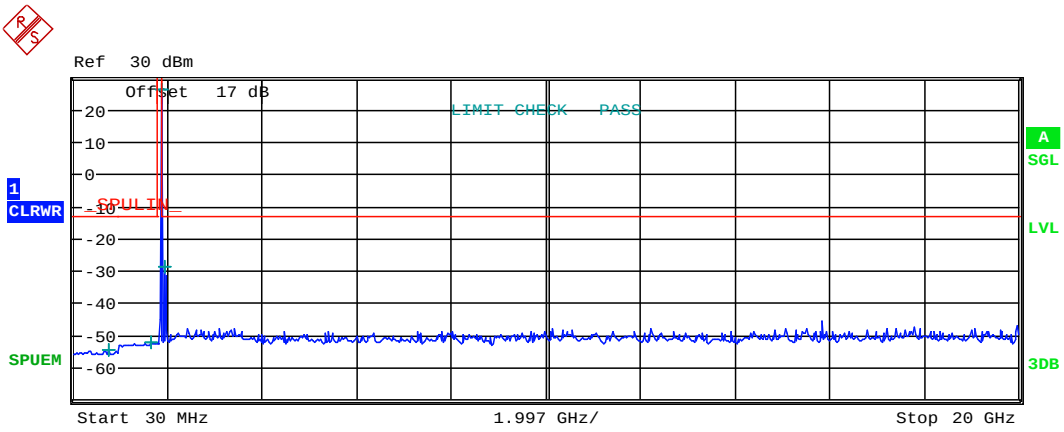

Start [Hz]	Stop [Hz]	RBW [Hz]	Freq [Hz]	PwrAbs [dBm]	Δ Limit [dB]
30.000 M	1.000 G	100.00 k	754.391026 M	-54.78	-41.78
1.000 G	1.840 G	1.00 M	1.650580 G	-52.56	-39.56
1.840 G	1.920 G	1.00 M	1.880037 G	26.21	-6.79
1.920 G	20.000 G	1.00 M	1.958571 G	-29.03	-16.03

CONDUCTED SPURIOUS EMISSION

Date: 11.AUG.2020 20:32:10

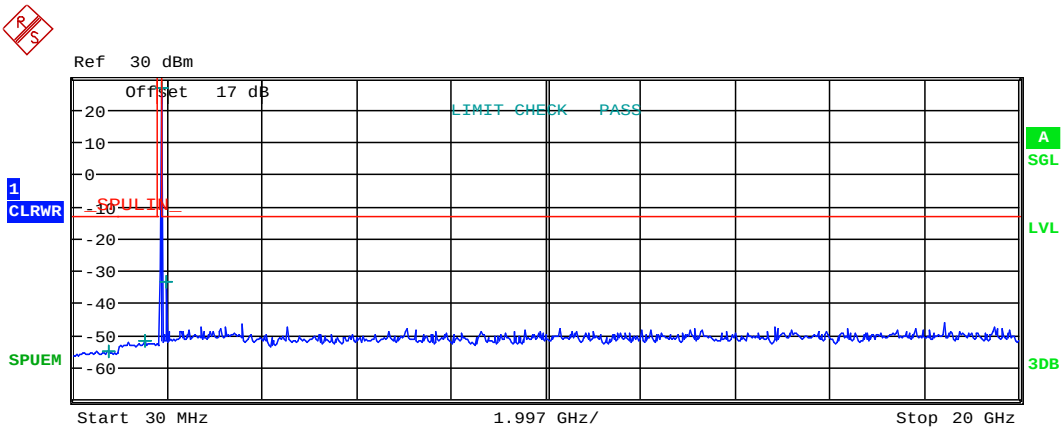

Start [Hz]	Stop [Hz]	RBW [Hz]	Freq [Hz]	PwrAbs [dBm]	Δ Limit [dB]
30.000 M	1.000 G	100.00 k	776.153846 M	-55.21	-42.21
1.000 G	1.840 G	1.00 M	1.530796 G	-51.98	-38.98
1.840 G	1.920 G	1.00 M	1.900336 G	26.39	-6.61
1.920 G	20.000 G	1.00 M	1.979664 G	-33.38	-20.38

CONDUCTED SPURIOUS EMISSION

Date: 11.AUG.2020 20:33:33

Report Number: *W6M22103-20740-P-247-R*
FCC ID: GX9CHMG

QPSK

1.4MHz

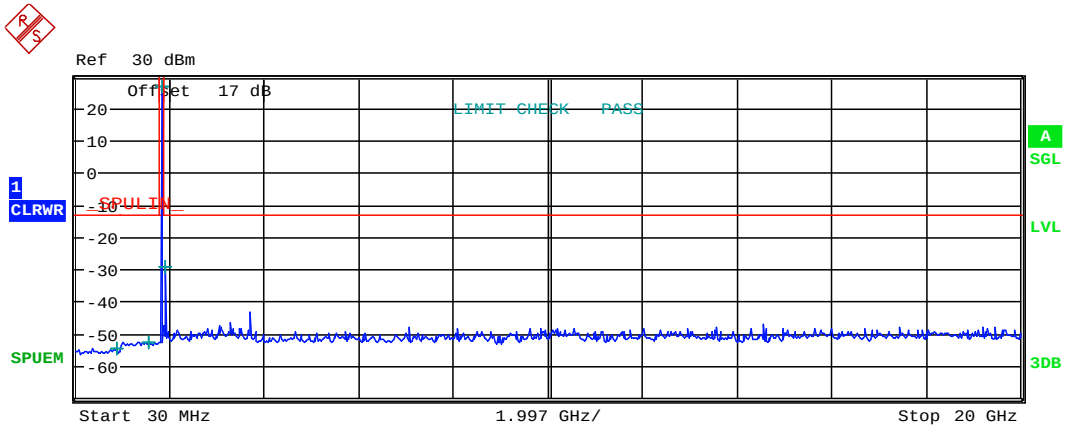

Start [Hz]	Stop [Hz]	RBW [Hz]	Freq [Hz]	PwrAbs [dBm]	Δ Limit [dB]
30.000 M	1.000 G	100.00 k	886.522436 M	-54.60	-41.60
1.000 G	1.840 G	1.00 M	1.561708 G	-52.81	-39.81
1.840 G	1.920 G	1.00 M	1.850760 G	26.54	-6.46
1.920 G	20.000 G	1.00 M	1.930848 G	-29.22	-16.22

CONDUCTED SPURIOUS EMISSION

Date: 11.AUG.2020 19:59:55

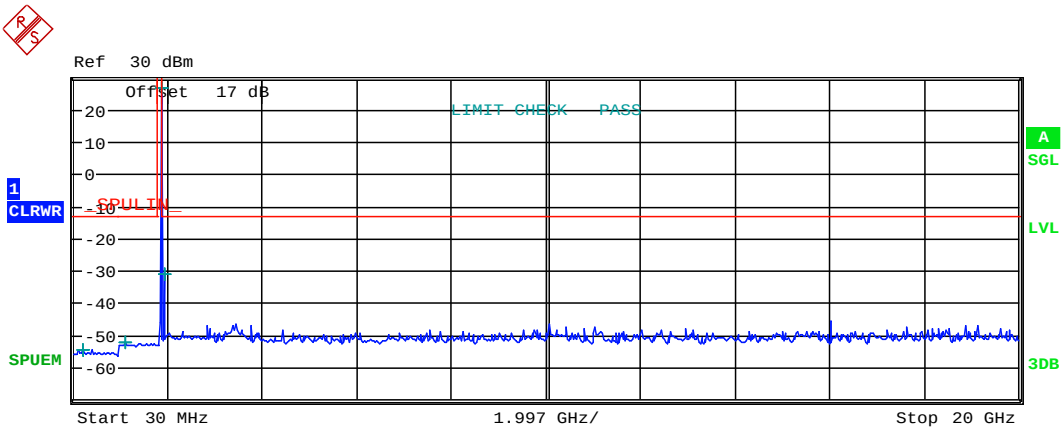

Start [Hz]	Stop [Hz]	RBW [Hz]	Freq [Hz]	PwrAbs [dBm]	Δ Limit [dB]
30.000 M	1.000 G	100.00 k	213.429487 M	-54.63	-41.63
1.000 G	1.840 G	1.00 M	1.128100 G	-52.42	-39.42
1.840 G	1.920 G	1.00 M	1.879984 G	26.29	-6.71
1.920 G	20.000 G	1.00 M	1.959173 G	-31.22	-18.22

CONDUCTED SPURIOUS EMISSION

Date: 11.AUG.2020 20:00:19

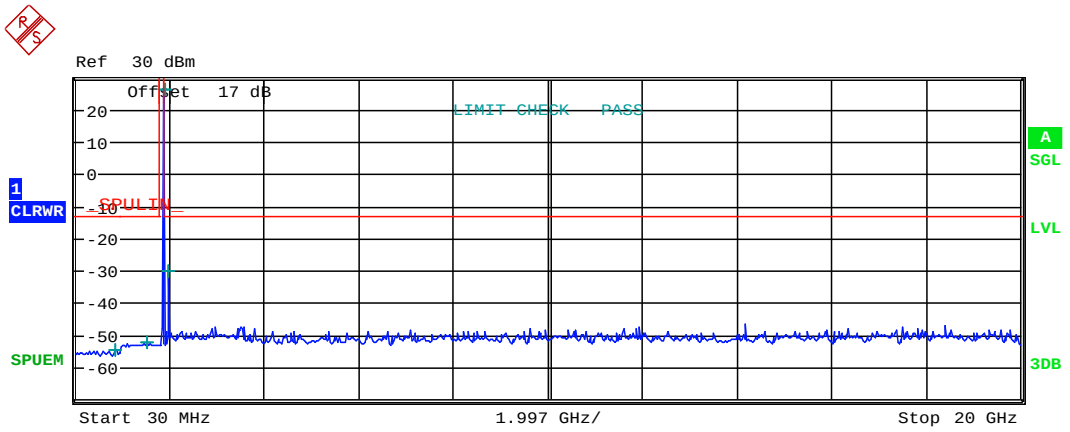

Start [Hz]	Stop [Hz]	RBW [Hz]	Freq [Hz]	PwrAbs [dBm]	Δ Limit [dB]
30.000 M	1.000 G	100.00 k	877.195513 M	-54.95	-41.95
1.000 G	1.840 G	1.00 M	1.538944 G	-52.37	-39.37
1.840 G	1.920 G	1.00 M	1.909416 G	26.22	-6.78
1.920 G	20.000 G	1.00 M	1.989307 G	-30.34	-17.34

CONDUCTED SPURIOUS EMISSION

Date: 11.AUG.2020 20:01:18

3MHz

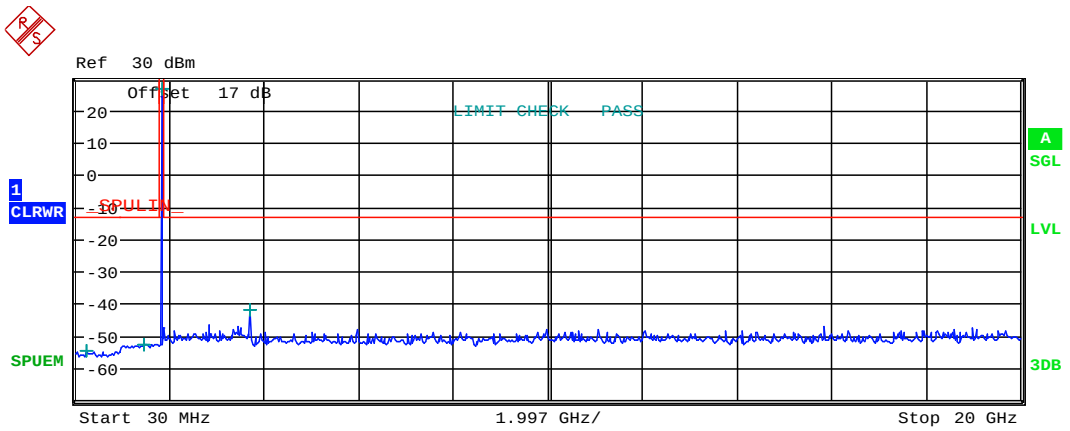

Start [Hz]	Stop [Hz]	RBW [Hz]	Freq [Hz]	PwrAbs [dBm]	Δ Limit [dB]
30.000 M	1.000 G	100.00 k	255.400641 M	-54.97	-41.97
1.000 G	1.840 G	1.00 M	1.459480 G	-52.71	-39.71
1.840 G	1.920 G	1.00 M	1.851763 G	26.36	-6.64
1.920 G	20.000 G	1.00 M	3.702688 G	-41.91	-28.91

CONDUCTED SPURIOUS EMISSION

Date: 11.AUG.2020 20:04:25

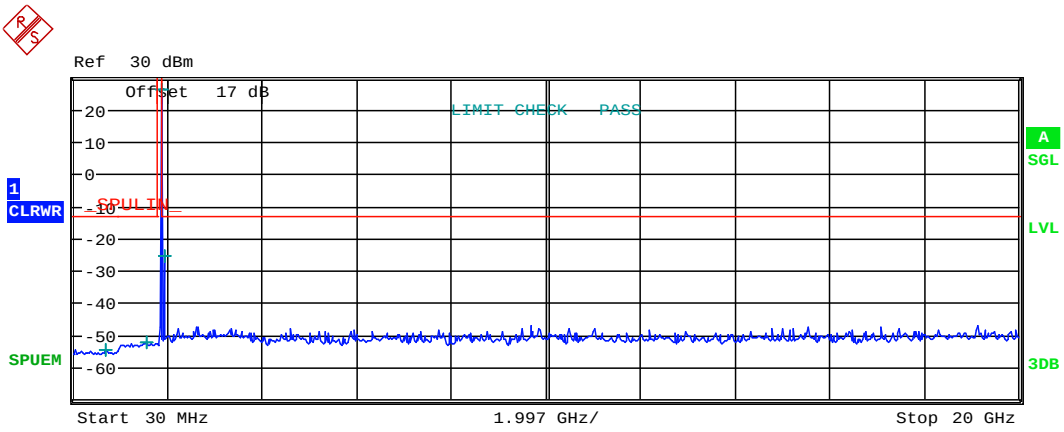

Start [Hz]	Stop [Hz]	RBW [Hz]	Freq [Hz]	PwrAbs [dBm]	Δ Limit [dB]
30.000 M	1.000 G	100.00 k	695.320513 M	-54.54	-41.54
1.000 G	1.840 G	1.00 M	1.573636 G	-52.54	-39.54
1.840 G	1.920 G	1.00 M	1.880291 G	26.20	-6.80
1.920 G	20.000 G	1.00 M	1.960379 G	-25.51	-12.51

CONDUCTED SPURIOUS EMISSION

Date: 11.AUG.2020 20:04:44

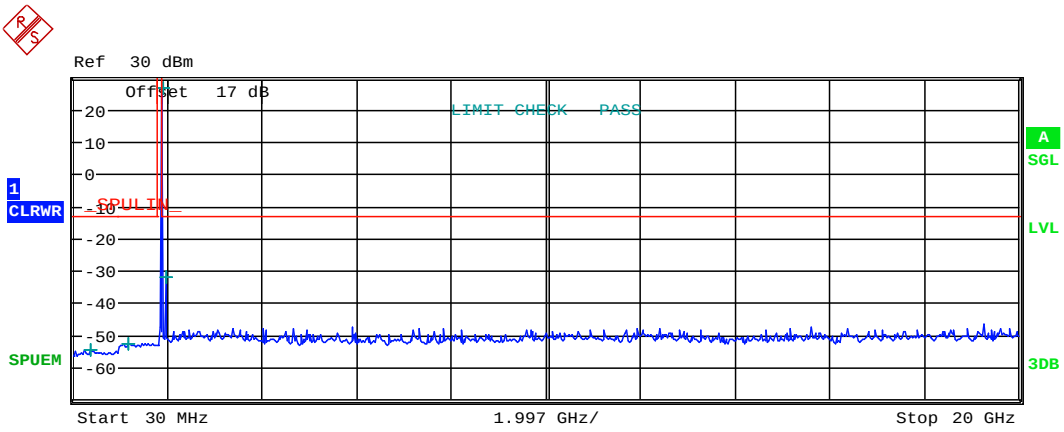

Start [Hz]	Stop [Hz]	RBW [Hz]	Freq [Hz]	PwrAbs [dBm]	Δ Limit [dB]
30.000 M	1.000 G	100.00 k	392.195513 M	-54.66	-41.66
1.000 G	1.840 G	1.00 M	1.184296 G	-52.64	-39.64
1.840 G	1.920 G	1.00 M	1.908667 G	26.37	-6.63
1.920 G	20.000 G	1.00 M	1.988101 G	-32.33	-19.33

CONDUCTED SPURIOUS EMISSION

Date: 11.AUG.2020 20:05:08

5MHz

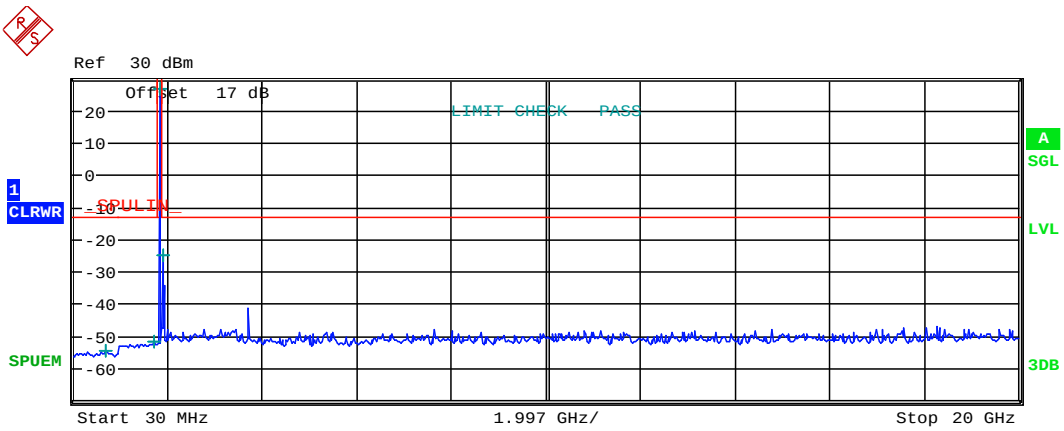

Start [Hz]	Stop [Hz]	RBW [Hz]	Freq [Hz]	PwrAbs [dBm]	Δ Limit [dB]
30.000 M	1.000 G	100.00 k	701.538462 M	-54.77	-41.77
1.000 G	1.840 G	1.00 M	1.722232 G	-52.09	-39.09
1.840 G	1.920 G	1.00 M	1.852661 G	26.60	-6.40
1.920 G	20.000 G	1.00 M	1.932053 G	-25.39	-12.39

CONDUCTED SPURIOUS EMISSION

Date: 11.AUG.2020 20:20:59

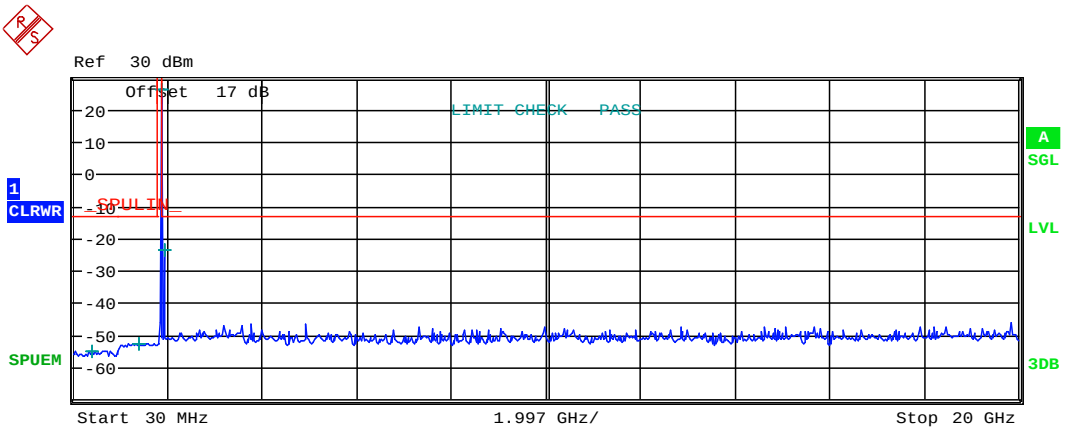

Start [Hz]	Stop [Hz]	RBW [Hz]	Freq [Hz]	PwrAbs [dBm]	Δ Limit [dB]
30.000 M	1.000 G	100.00 k	412.403846 M	-54.99	-41.99
1.000 G	1.840 G	1.00 M	1.419916 G	-52.64	-39.64
1.840 G	1.920 G	1.00 M	1.880144 G	26.13	-6.87
1.920 G	20.000 G	1.00 M	1.959173 G	-23.73	-10.73

CONDUCTED SPURIOUS EMISSION

Date: 11.AUG.2020 20:20:39

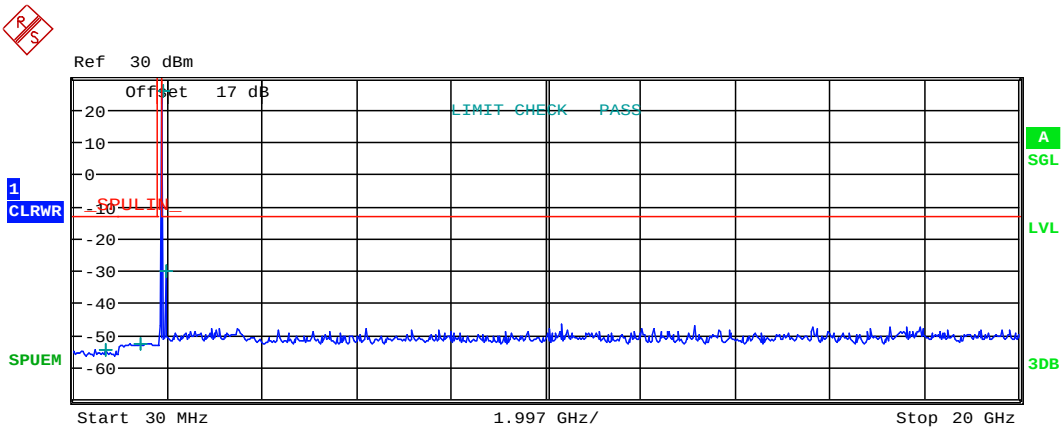

Start [Hz]	Stop [Hz]	RBW [Hz]	Freq [Hz]	PwrAbs [dBm]	Δ Limit [dB]
30.000 M	1.000 G	100.00 k	712.419872 M	-54.71	-41.71
1.000 G	1.840 G	1.00 M	1.432768 G	-52.79	-39.79
1.840 G	1.920 G	1.00 M	1.907571 G	25.31	-7.69
1.920 G	20.000 G	1.00 M	1.985088 G	-30.41	-17.41

CONDUCTED SPURIOUS EMISSION

Date: 11.AUG.2020 20:20:14

Report Number: *W6M22103-20740-P-247-R*
FCC ID: GX9CHMG

10MHz

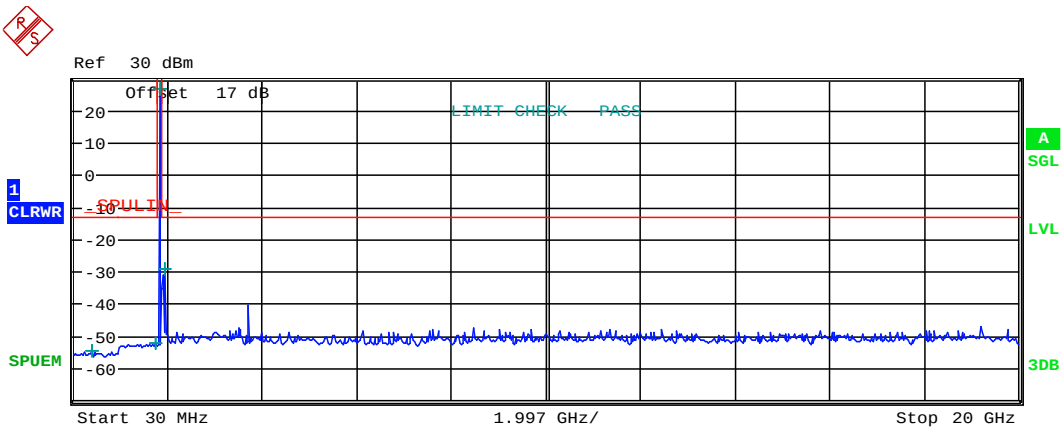

Start [Hz]	Stop [Hz]	RBW [Hz]	Freq [Hz]	PwrAbs [dBm]	Δ Limit [dB]
30.000 M	1.000 G	100.00 k	398.413462 M	-54.92	-41.92
1.000 G	1.840 G	1.00 M	1.748356 G	-52.53	-39.53
1.840 G	1.920 G	1.00 M	1.855064 G	26.45	-6.55
1.920 G	20.000 G	1.00 M	1.934464 G	-29.45	-16.45

CONDUCTED SPURIOUS EMISSION

Date: 11.AUG.2020 20:25:30

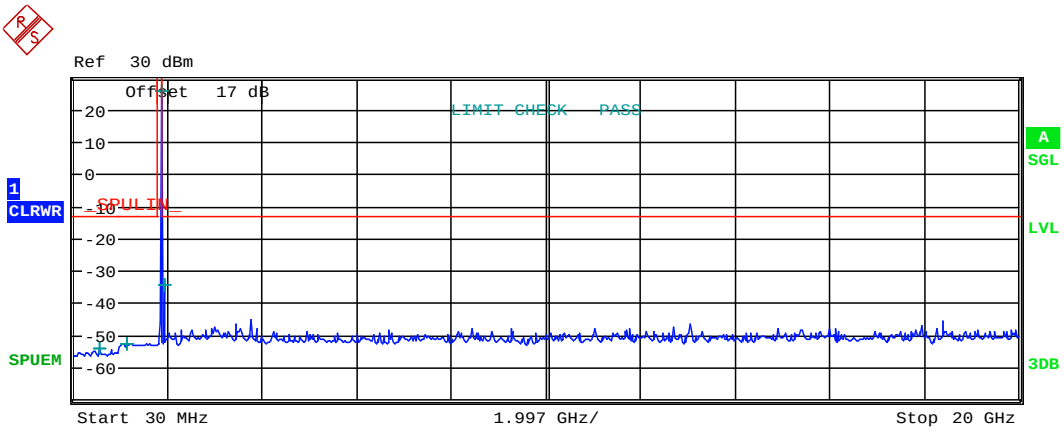

Start [Hz]	Stop [Hz]	RBW [Hz]	Freq [Hz]	PwrAbs [dBm]	Δ Limit [dB]
30.000 M	1.000 G	100.00 k	561.634615 M	-54.18	-41.18
1.000 G	1.840 G	1.00 M	1.156324 G	-52.87	-39.87
1.840 G	1.920 G	1.00 M	1.879995 G	25.71	-7.29
1.920 G	20.000 G	1.00 M	1.954955 G	-34.55	-21.55

CONDUCTED SPURIOUS EMISSION

Date: 11.AUG.2020 20:25:48

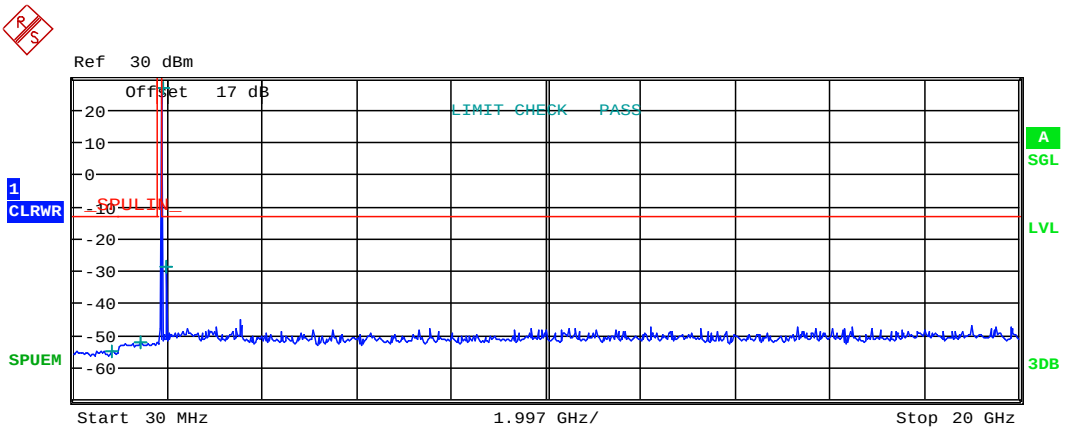

Start [Hz]	Stop [Hz]	RBW [Hz]	Freq [Hz]	PwrAbs [dBm]	Δ Limit [dB]
30.000 M	1.000 G	100.00 k	815.016026 M	-55.11	-42.11
1.000 G	1.840 G	1.00 M	1.427644 G	-52.41	-39.41
1.840 G	1.920 G	1.00 M	1.905168 G	26.46	-6.54
1.920 G	20.000 G	1.00 M	1.986293 G	-28.78	-15.78

CONDUCTED SPURIOUS EMISSION

Date: 11.AUG.2020 20:27:22

15MHz

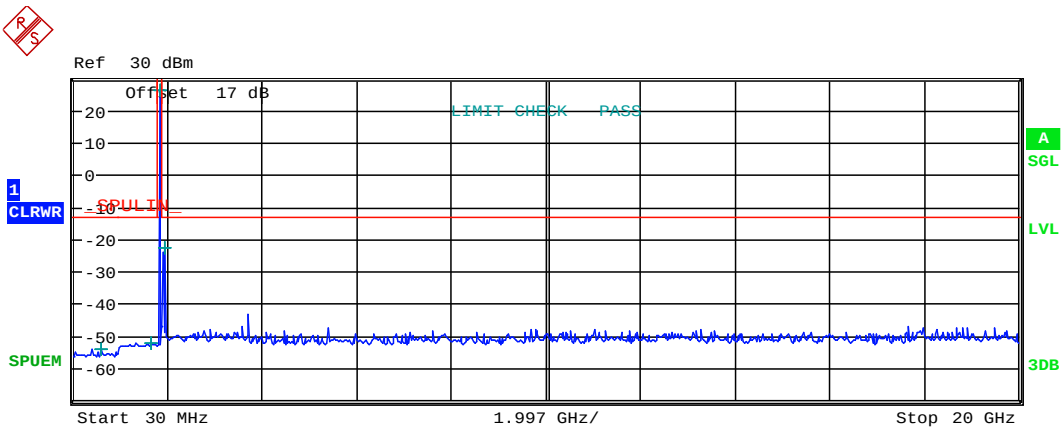

Start [Hz]	Stop [Hz]	RBW [Hz]	Freq [Hz]	PwrAbs [dBm]	Δ Limit [dB]
30.000 M	1.000 G	100.00 k	603.605769 M	-54.42	-41.42
1.000 G	1.840 G	1.00 M	1.675360 G	-52.57	-39.57
1.840 G	1.920 G	1.00 M	1.857787 G	26.18	-6.82
1.920 G	20.000 G	1.00 M	1.939888 G	-23.05	-10.05

CONDUCTED SPURIOUS EMISSION

Date: 11.AUG.2020 20:30:20

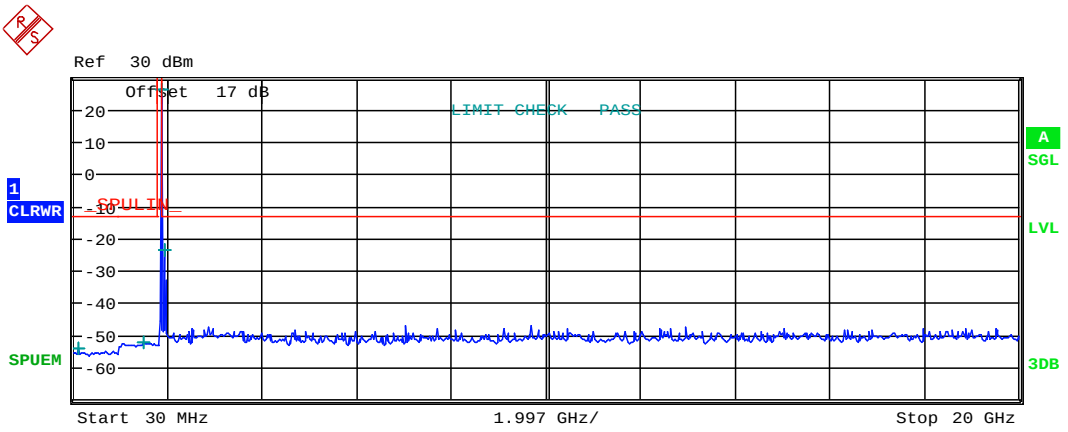

Start [Hz]	Stop [Hz]	RBW [Hz]	Freq [Hz]	PwrAbs [dBm]	Δ Limit [dB]
30.000 M	1.000 G	100.00 k	115.496795 M	-54.32	-41.32
1.000 G	1.840 G	1.00 M	1.487704 G	-52.55	-39.55
1.840 G	1.920 G	1.00 M	1.880181 G	26.02	-6.98
1.920 G	20.000 G	1.00 M	1.959173 G	-23.90	-10.90

CONDUCTED SPURIOUS EMISSION

Date: 11.AUG.2020 20:29:58

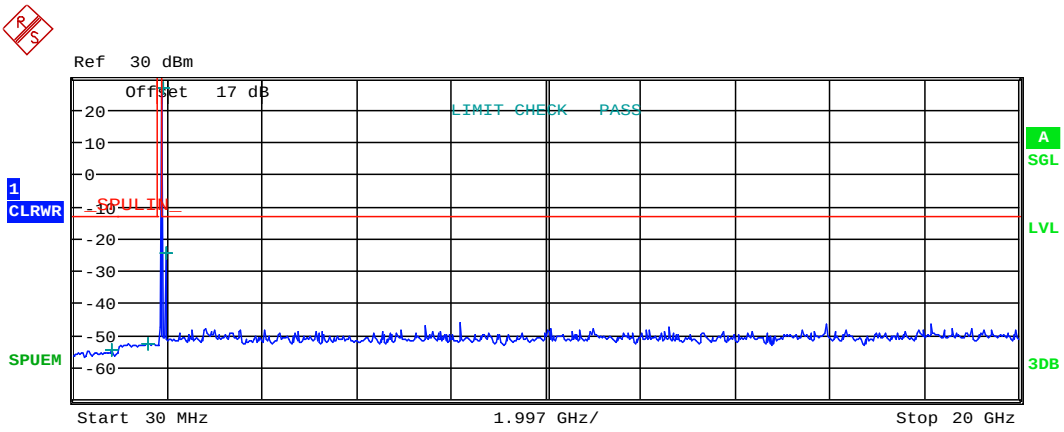

Start [Hz]	Stop [Hz]	RBW [Hz]	Freq [Hz]	PwrAbs [dBm]	Δ Limit [dB]
30.000 M	1.000 G	100.00 k	832.115385 M	-54.68	-41.68
1.000 G	1.840 G	1.00 M	1.593712 G	-52.74	-39.74
1.840 G	1.920 G	1.00 M	1.902576 G	26.42	-6.58
1.920 G	20.000 G	1.00 M	1.980869 G	-24.64	-11.64

CONDUCTED SPURIOUS EMISSION

Date: 11.AUG.2020 20:29:33

20MHz

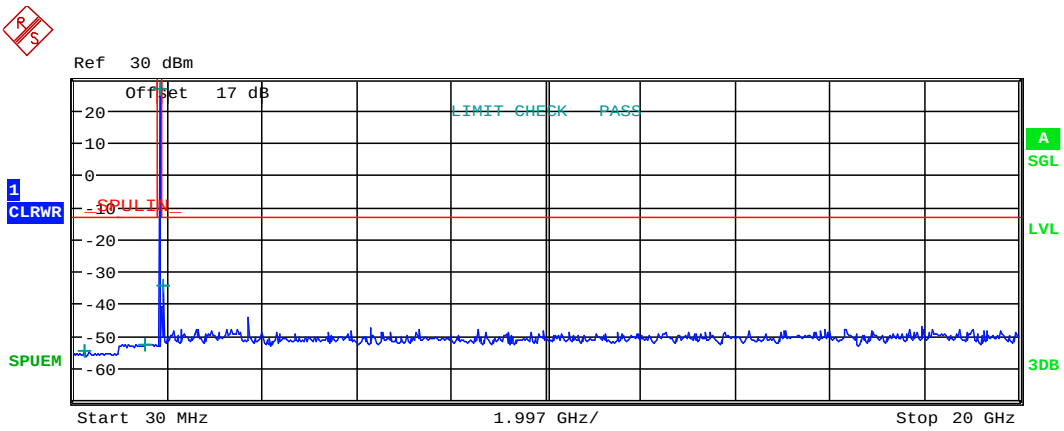

Start [Hz]	Stop [Hz]	RBW [Hz]	Freq [Hz]	PwrAbs [dBm]	Δ Limit [dB]
30.000 M	1.000 G	100.00 k	244.519231 M	-54.83	-41.83
1.000 G	1.840 G	1.00 M	1.548100 G	-52.63	-39.63
1.840 G	1.920 G	1.00 M	1.860181 G	26.46	-6.54
1.920 G	20.000 G	1.00 M	1.930245 G	-34.63	-21.63

CONDUCTED SPURIOUS EMISSION

Date: 11.AUG.2020 20:35:32

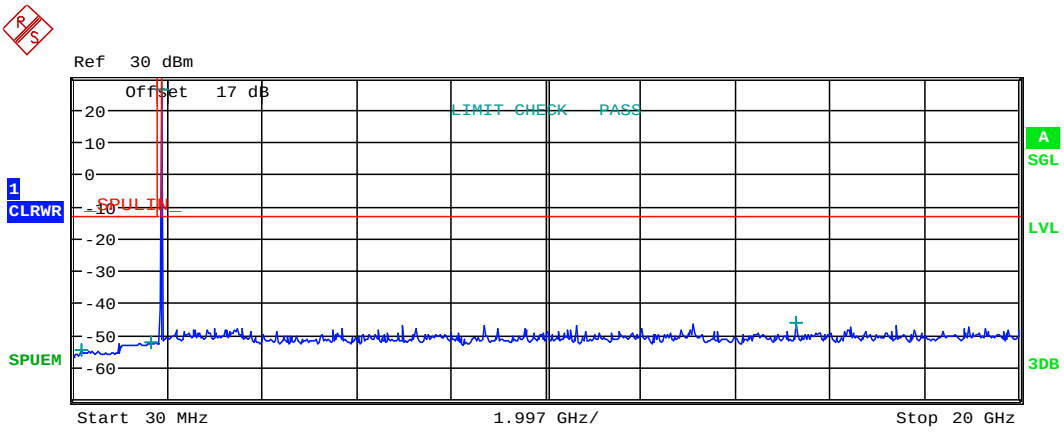

Start [Hz]	Stop [Hz]	RBW [Hz]	Freq [Hz]	PwrAbs [dBm]	Δ Limit [dB]
30.000 M	1.000 G	100.00 k	176.121795 M	-54.91	-41.91
1.000 G	1.840 G	1.00 M	1.652596 G	-52.41	-39.41
1.840 G	1.920 G	1.00 M	1.880205 G	26.01	-6.99
1.920 G	20.000 G	1.00 M	15.288352 G	-46.06	-33.06

CONDUCTED SPURIOUS EMISSION

Date: 11.AUG.2020 20:35:51

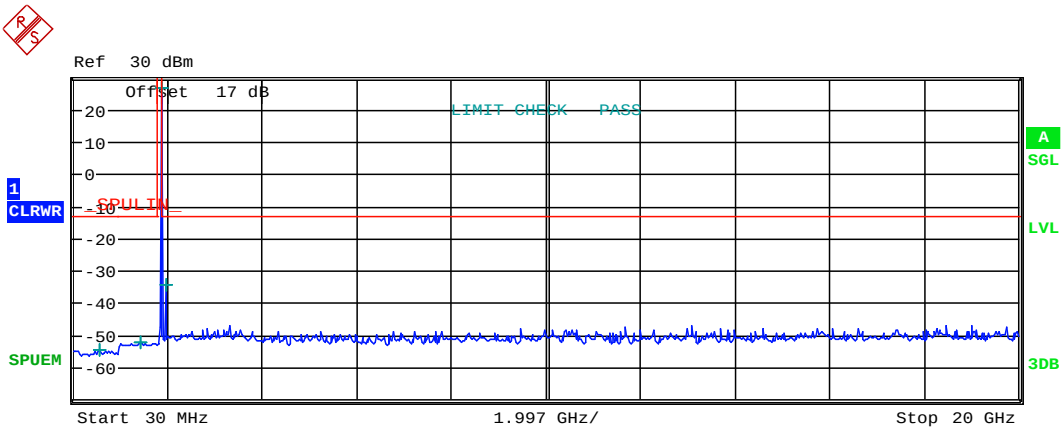

Start [Hz]	Stop [Hz]	RBW [Hz]	Freq [Hz]	PwrAbs [dBm]	Δ Limit [dB]
30.000 M	1.000 G	100.00 k	583.397436 M	-54.95	-41.95
1.000 G	1.840 G	1.00 M	1.435120 G	-52.60	-39.60
1.840 G	1.920 G	1.00 M	1.900003 G	26.30	-6.70
1.920 G	20.000 G	1.00 M	1.983883 G	-34.52	-21.52

CONDUCTED SPURIOUS EMISSION

Date: 11.AUG.2020 20:36:20

Report Number: *W6M22103-20740-P-247-R*
FCC ID: GX9CHMG

Band IV
16QAM
1.4MHz

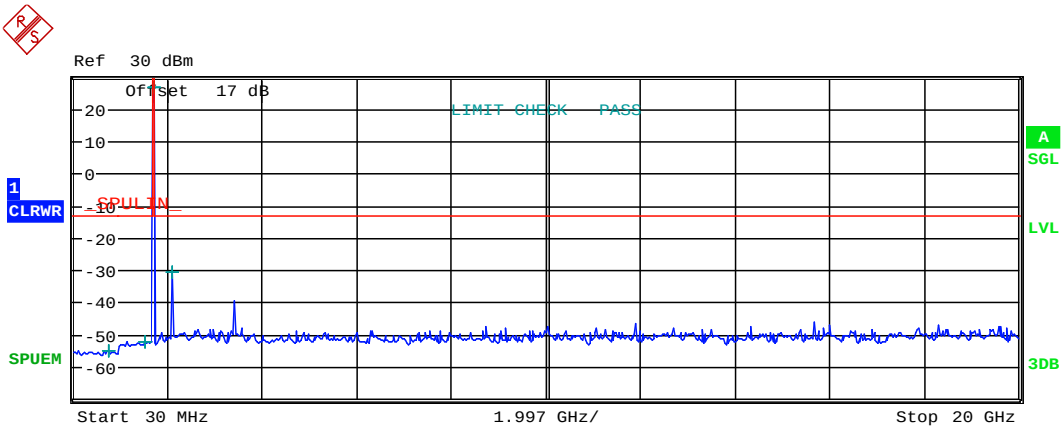

Start [Hz]	Stop [Hz]	RBW [Hz]	Freq [Hz]	PwrAbs [dBm]	Δ Limit [dB]
30.000 M	1.000 G	100.00 k	759.054487 M	-55.01	-42.01
1.000 G	1.700 G	1.00 M	1.520030 G	-52.52	-39.52
1.700 G	1.765 G	1.00 M	1.710744 G	26.44	-6.56
1.765 G	20.000 G	1.00 M	2.110249 G	-30.87	-17.87

CONDUCTED SPURIOUS EMISSION
Date: 11.AUG.2020 20:40:41

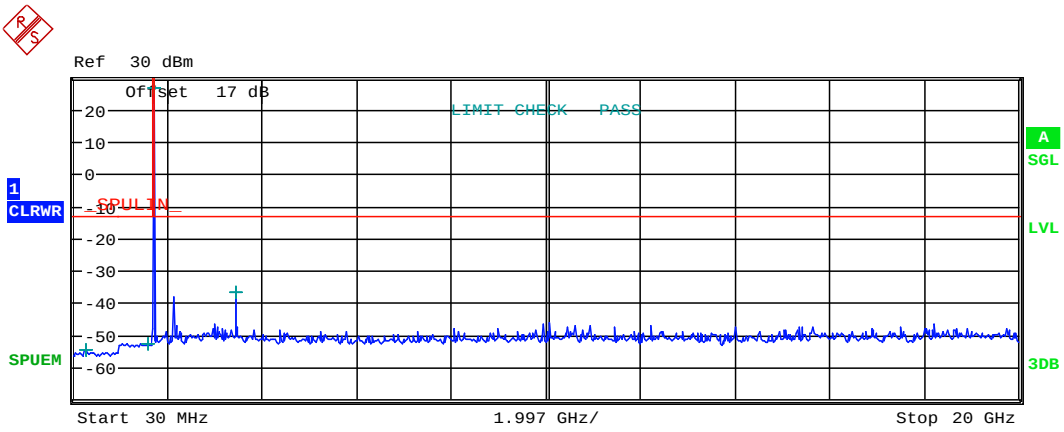

Start [Hz]	Stop [Hz]	RBW [Hz]	Freq [Hz]	PwrAbs [dBm]	Δ Limit [dB]
30.000 M	1.000 G	100.00 k	292.708333 M	-54.55	-41.55
1.000 G	1.700 G	1.00 M	1.590870 G	-52.68	-39.68
1.700 G	1.765 G	1.00 M	1.732645 G	26.41	-6.59
1.765 G	20.000 G	1.00 M	3.465110 G	-36.81	-23.81

CONDUCTED SPURIOUS EMISSION

Date: 11.AUG.2020 20:41:08

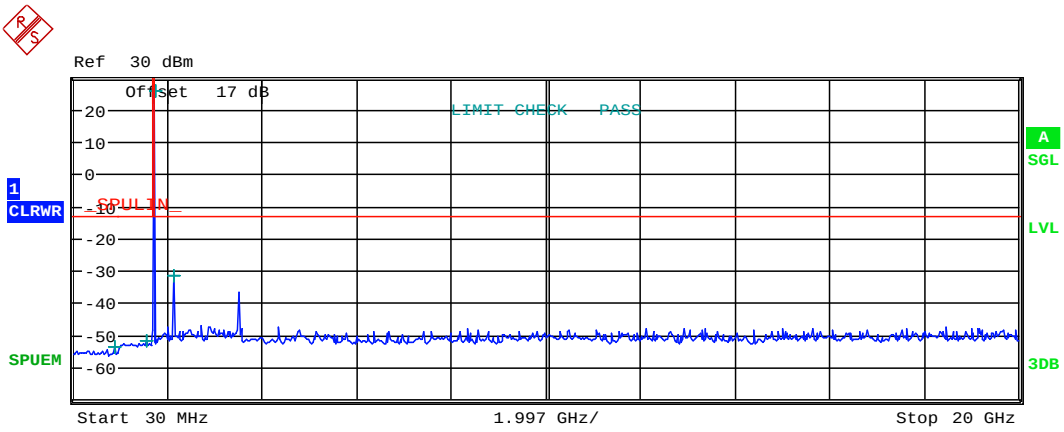

Start [Hz]	Stop [Hz]	RBW [Hz]	Freq [Hz]	PwrAbs [dBm]	Δ Limit [dB]
30.000 M	1.000 G	100.00 k	892.740385 M	-53.99	-40.99
1.000 G	1.700 G	1.00 M	1.557200 G	-51.79	-38.79
1.700 G	1.765 G	1.00 M	1.754336 G	25.45	-7.55
1.765 G	20.000 G	1.00 M	2.154013 G	-31.51	-18.51

CONDUCTED SPURIOUS EMISSION

Date: 11.AUG.2020 20:41:32

3MHz

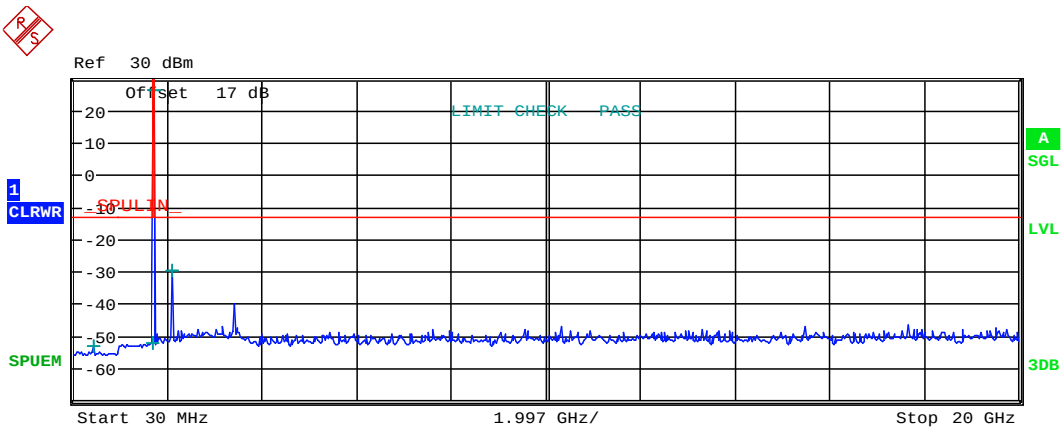

Start [Hz]	Stop [Hz]	RBW [Hz]	Freq [Hz]	PwrAbs [dBm]	Δ Limit [dB]
30.000 M	1.000 G	100.00 k	448.157051 M	-53.29	-40.29
1.000 G	1.700 G	1.00 M	1.692160 G	-52.48	-39.48
1.700 G	1.765 G	1.00 M	1.711733 G	26.11	-6.89
1.765 G	20.000 G	1.00 M	2.110249 G	-29.86	-16.86

CONDUCTED SPURIOUS EMISSION

Date: 11.AUG.2020 20:44:38

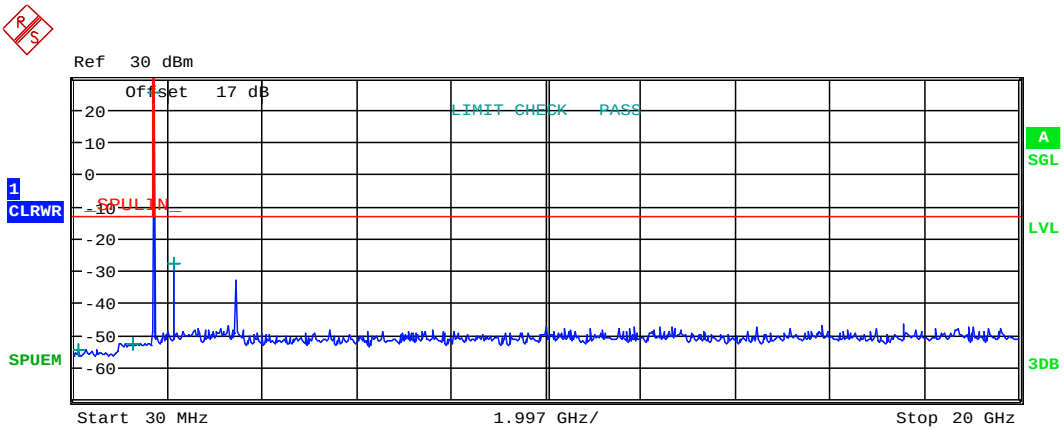

Start [Hz]	Stop [Hz]	RBW [Hz]	Freq [Hz]	PwrAbs [dBm]	Δ Limit [dB]
30.000 M	1.000 G	100.00 k	138.814103 M	-54.79	-41.79
1.000 G	1.700 G	1.00 M	1.275170 G	-52.72	-39.72
1.700 G	1.765 G	1.00 M	1.732853 G	25.14	-7.86
1.765 G	20.000 G	1.00 M	2.132739 G	-27.75	-14.75

CONDUCTED SPURIOUS EMISSION

Date: 11.AUG.2020 20:44:57

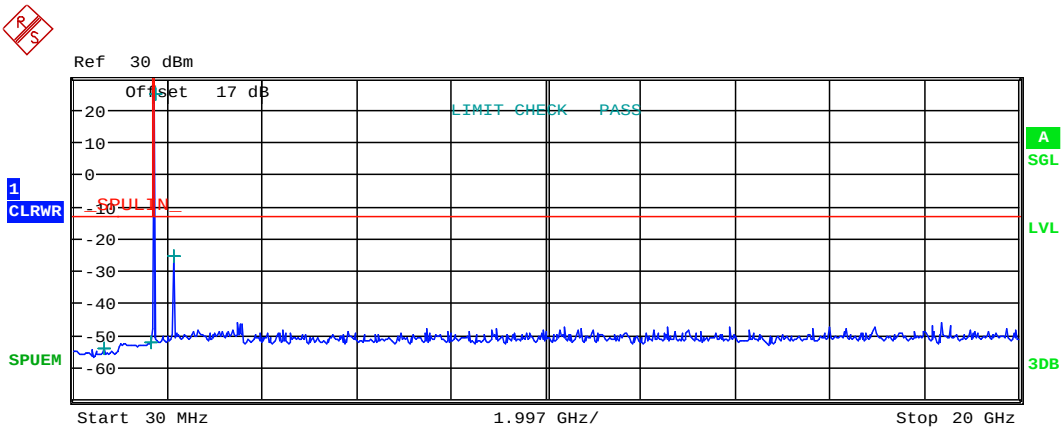

Start [Hz]	Stop [Hz]	RBW [Hz]	Freq [Hz]	PwrAbs [dBm]	Δ Limit [dB]
30.000 M	1.000 G	100.00 k	665.785256 M	-54.45	-41.45
1.000 G	1.700 G	1.00 M	1.650230 G	-52.41	-39.41
1.700 G	1.765 G	1.00 M	1.753720 G	24.73	-8.27
1.765 G	20.000 G	1.00 M	2.154013 G	-25.47	-12.47

CONDUCTED SPURIOUS EMISSION

Date: 11.AUG.2020 20:45:34

5MHz

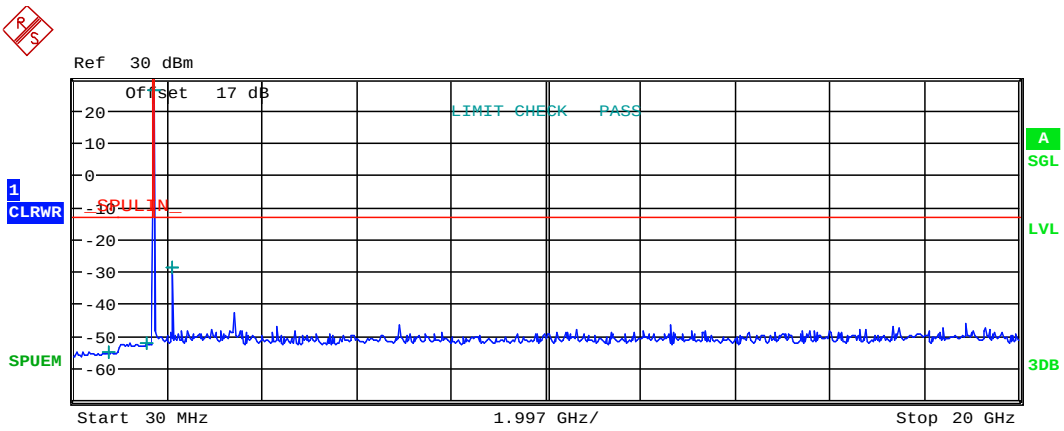

Start [Hz]	Stop [Hz]	RBW [Hz]	Freq [Hz]	PwrAbs [dBm]	Δ Limit [dB]
30.000 M	1.000 G	100.00 k	757.500000 M	-55.05	-42.05
1.000 G	1.700 G	1.00 M	1.555450 G	-52.20	-39.20
1.700 G	1.765 G	1.00 M	1.712565 G	25.90	-7.10
1.765 G	20.000 G	1.00 M	2.110857 G	-28.82	-15.82

CONDUCTED SPURIOUS EMISSION

Date: 11.AUG.2020 20:49:31

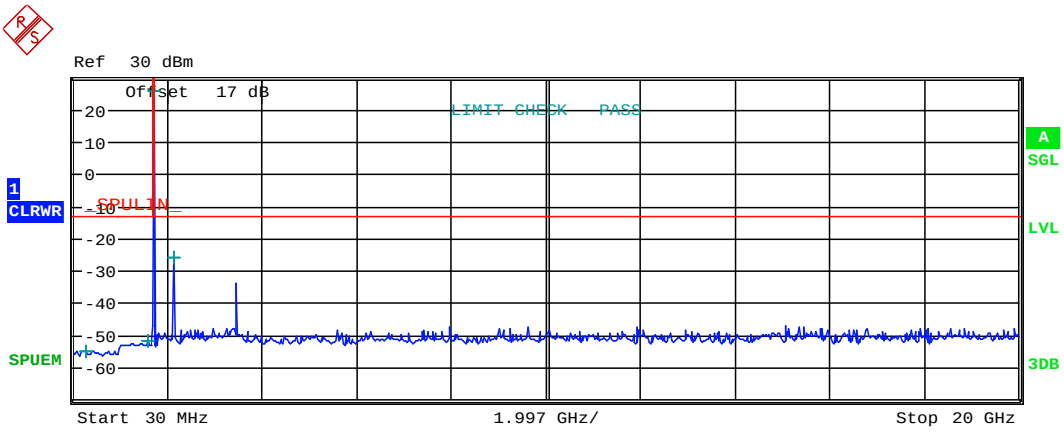

Start [Hz]	Stop [Hz]	RBW [Hz]	Freq [Hz]	PwrAbs [dBm]	Δ Limit [dB]
30.000 M	1.000 G	100.00 k	280.272436 M	-54.98	-41.98
1.000 G	1.700 G	1.00 M	1.587860 G	-52.15	-39.15
1.700 G	1.765 G	1.00 M	1.732799 G	25.55	-7.45
1.765 G	20.000 G	1.00 M	2.132739 G	-26.29	-13.29

CONDUCTED SPURIOUS EMISSION

Date: 11.AUG.2020 20:50:10

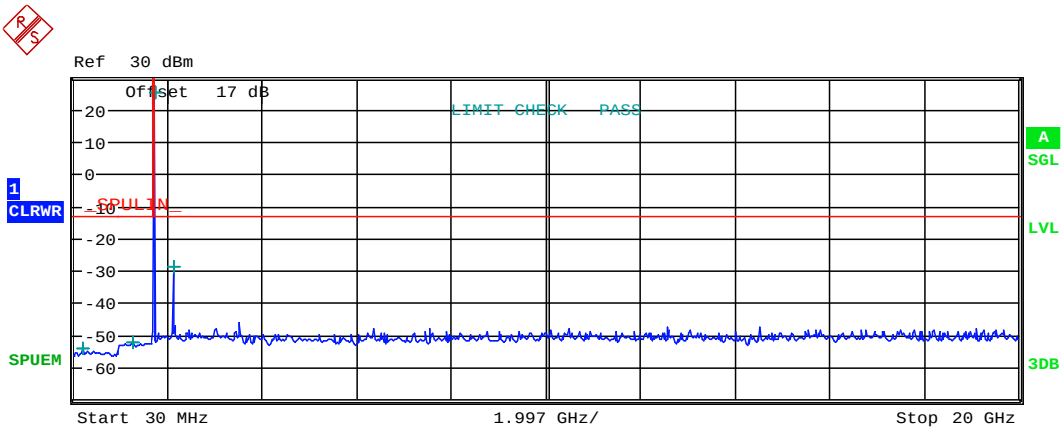

Start [Hz]	Stop [Hz]	RBW [Hz]	Freq [Hz]	PwrAbs [dBm]	Δ Limit [dB]
30.000 M	1.000 G	100.00 k	221.201923 M	-54.11	-41.11
1.000 G	1.700 G	1.00 M	1.287700 G	-52.37	-39.37
1.700 G	1.765 G	1.00 M	1.752579 G	25.22	-7.78
1.765 G	20.000 G	1.00 M	2.151582 G	-29.13	-16.13

CONDUCTED SPURIOUS EMISSION

Date: 11.AUG.2020 20:50:36

10MHz

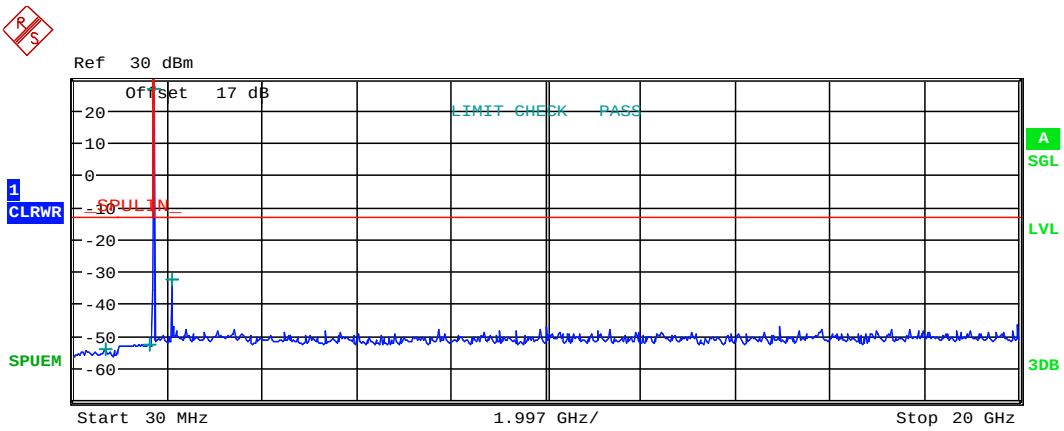

Start [Hz]	Stop [Hz]	RBW [Hz]	Freq [Hz]	PwrAbs [dBm]	Δ Limit [dB]
30.000 M	1.000 G	100.00 k	715.528846 M	-54.42	-41.42
1.000 G	1.700 G	1.00 M	1.623980 G	-52.86	-39.86
1.700 G	1.765 G	1.00 M	1.715063 G	26.49	-6.51
1.765 G	20.000 G	1.00 M	2.110249 G	-32.48	-19.48

CONDUCTED SPURIOUS EMISSION

Date: 11.AUG.2020 20:53:29

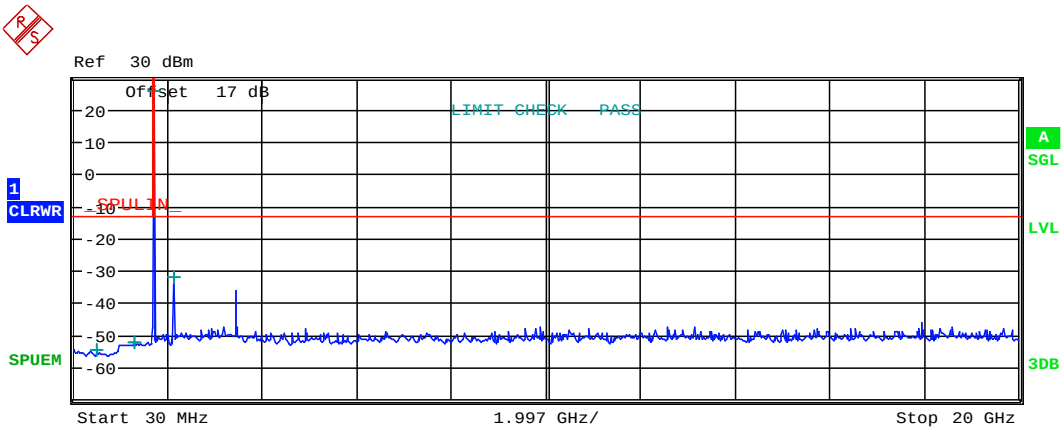

Start [Hz]	Stop [Hz]	RBW [Hz]	Freq [Hz]	PwrAbs [dBm]	Δ Limit [dB]
30.000 M	1.000 G	100.00 k	497.900641 M	-54.51	-41.51
1.000 G	1.700 G	1.00 M	1.301630 G	-52.26	-39.26
1.700 G	1.765 G	1.00 M	1.732569 G	25.59	-7.41
1.765 G	20.000 G	1.00 M	2.128484 G	-32.28	-19.28

CONDUCTED SPURIOUS EMISSION

Date: 11.AUG.2020 20:53:46

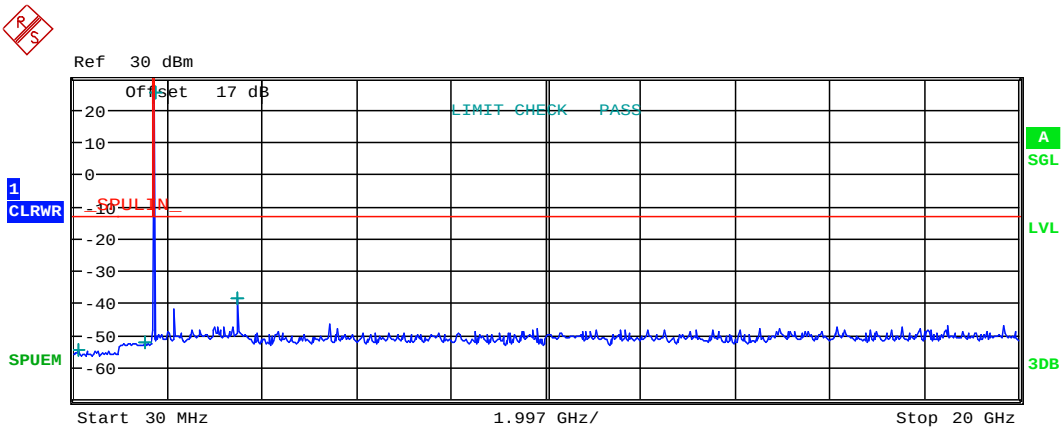

Start [Hz]	Stop [Hz]	RBW [Hz]	Freq [Hz]	PwrAbs [dBm]	Δ Limit [dB]
30.000 M	1.000 G	100.00 k	132.596154 M	-54.83	-41.83
1.000 G	1.700 G	1.00 M	1.546770 G	-52.50	-39.50
1.700 G	1.765 G	1.00 M	1.750148 G	25.15	-7.85
1.765 G	20.000 G	1.00 M	3.500364 G	-38.94	-25.94

CONDUCTED SPURIOUS EMISSION

Date: 11.AUG.2020 20:54:06

15MHz

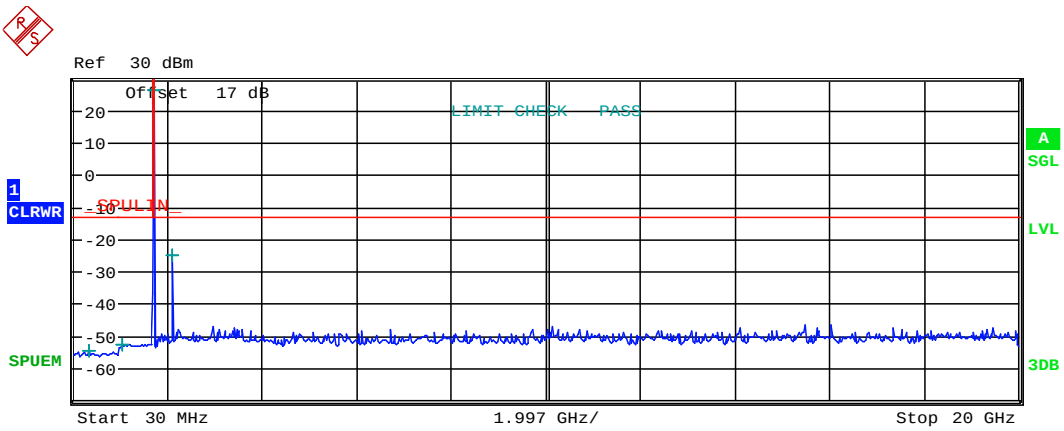

Start [Hz]	Stop [Hz]	RBW [Hz]	Freq [Hz]	PwrAbs [dBm]	Δ Limit [dB]
30.000 M	1.000 G	100.00 k	361.105769 M	-54.80	-41.80
1.000 G	1.700 G	1.00 M	1.056490 G	-52.71	-39.71
1.700 G	1.765 G	1.00 M	1.717762 G	26.16	-6.84
1.765 G	20.000 G	1.00 M	2.112073 G	-24.93	-11.93

CONDUCTED SPURIOUS EMISSION

Date: 11.AUG.2020 20:56:31

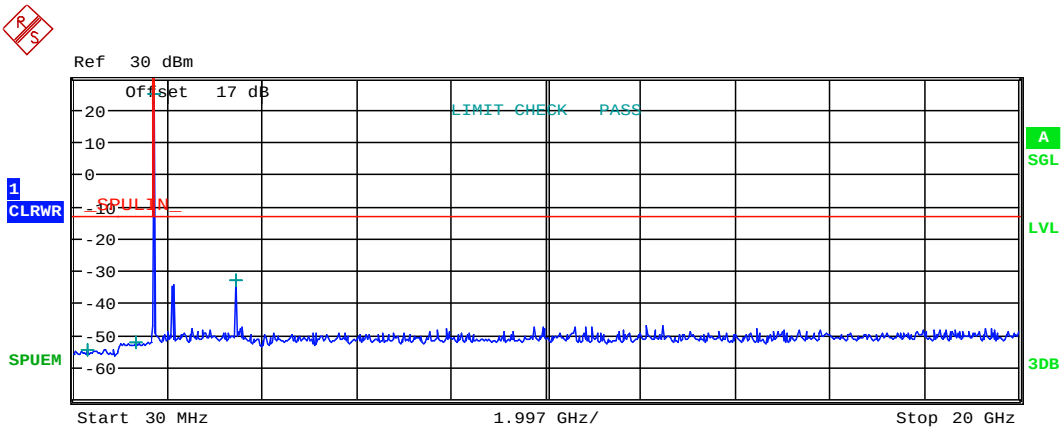

Start [Hz]	Stop [Hz]	RBW [Hz]	Freq [Hz]	PwrAbs [dBm]	Δ Limit [dB]
30.000 M	1.000 G	100.00 k	314.471154 M	-54.51	-41.51
1.000 G	1.700 G	1.00 M	1.333270 G	-52.43	-39.43
1.700 G	1.765 G	1.00 M	1.732513 G	24.40	-8.60
1.765 G	20.000 G	1.00 M	3.465110 G	-33.36	-20.36

CONDUCTED SPURIOUS EMISSION

Date: 11.AUG.2020 20:57:02

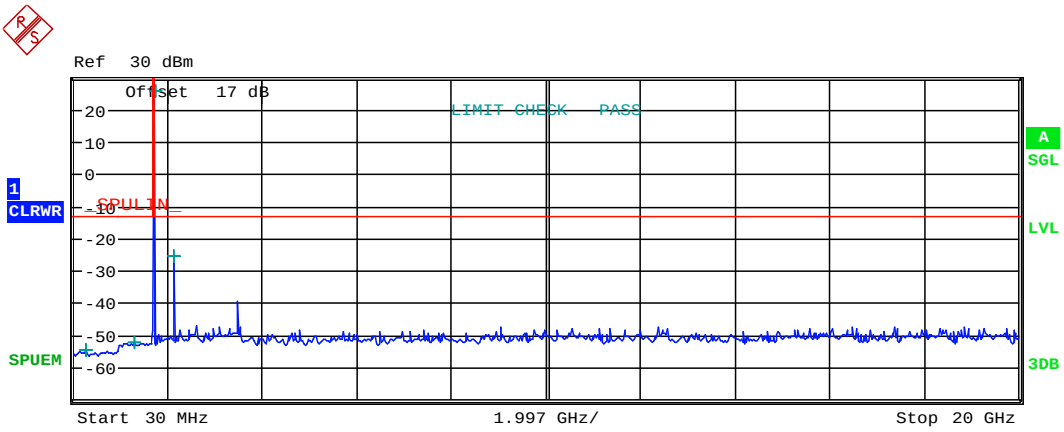

Start [Hz]	Stop [Hz]	RBW [Hz]	Freq [Hz]	PwrAbs [dBm]	Δ Limit [dB]
30.000 M	1.000 G	100.00 k	289.599359 M	-54.92	-41.92
1.000 G	1.700 G	1.00 M	1.319270 G	-52.44	-39.44
1.700 G	1.765 G	1.00 M	1.747632 G	25.35	-7.65
1.765 G	20.000 G	1.00 M	2.146111 G	-25.52	-12.52

CONDUCTED SPURIOUS EMISSION

Date: 11.AUG.2020 20:57:20

20MHz

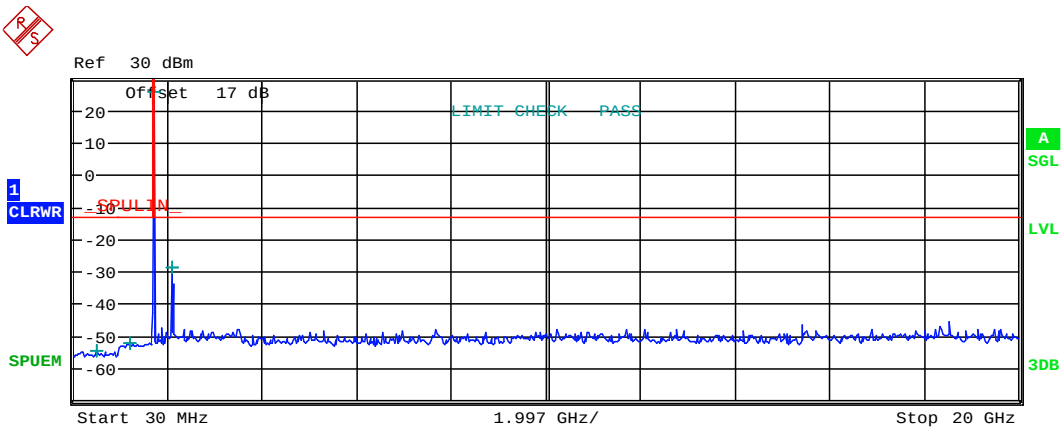

Start [Hz]	Stop [Hz]	RBW [Hz]	Freq [Hz]	PwrAbs [dBm]	Δ Limit [dB]
30.000 M	1.000 G	100.00 k	518.108974 M	-54.71	-41.71
1.000 G	1.700 G	1.00 M	1.203910 G	-52.51	-39.51
1.700 G	1.765 G	1.00 M	1.720104 G	25.43	-7.57
1.765 G	20.000 G	1.00 M	2.110857 G	-28.98	-15.98

CONDUCTED SPURIOUS EMISSION

Date: 11.AUG.2020 21:00:54

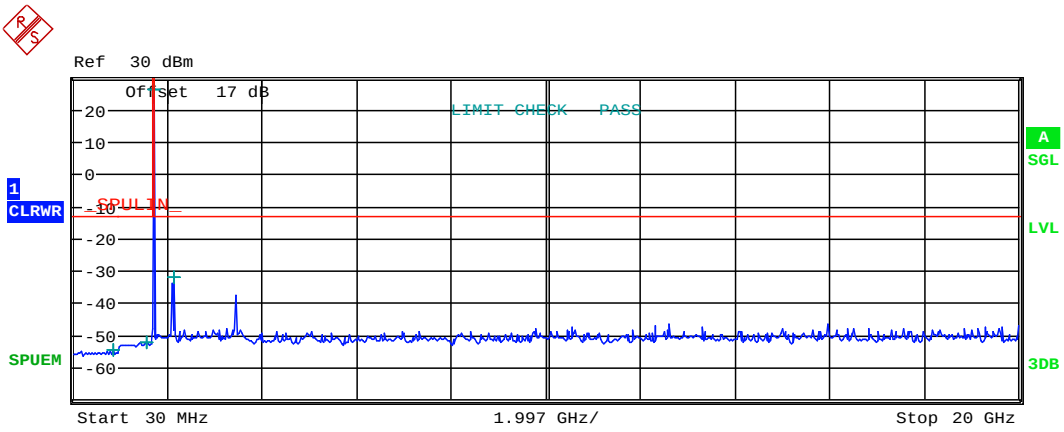

Start [Hz]	Stop [Hz]	RBW [Hz]	Freq [Hz]	PwrAbs [dBm]	Δ Limit [dB]
30.000 M	1.000 G	100.00 k	864.759615 M	-54.90	-41.90
1.000 G	1.700 G	1.00 M	1.577780 G	-52.26	-39.26
1.700 G	1.765 G	1.00 M	1.732513 G	26.19	-6.81
1.765 G	20.000 G	1.00 M	2.132131 G	-32.07	-19.07

CONDUCTED SPURIOUS EMISSION

Date: 11.AUG.2020 21:01:30

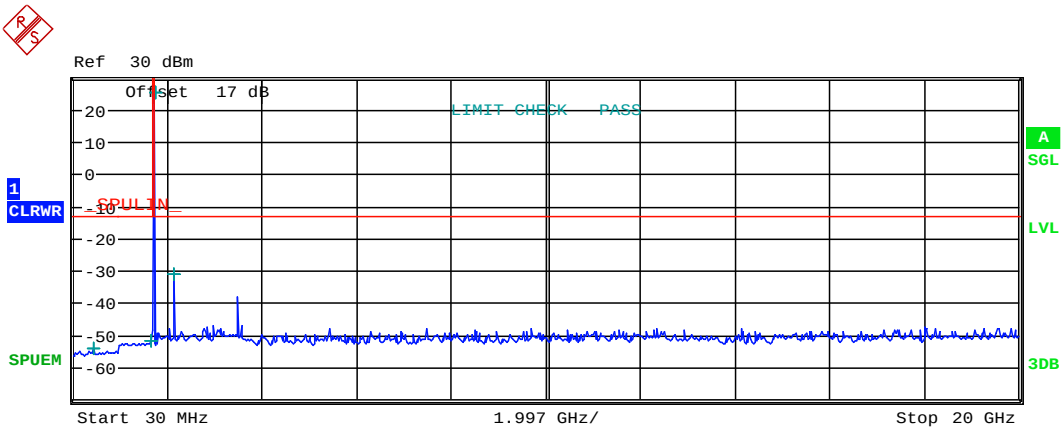

Start [Hz]	Stop [Hz]	RBW [Hz]	Freq [Hz]	PwrAbs [dBm]	Δ Limit [dB]
30.000 M	1.000 G	100.00 k	459.038462 M	-54.32	-41.32
1.000 G	1.700 G	1.00 M	1.651070 G	-51.83	-38.83
1.700 G	1.765 G	1.00 M	1.745153 G	25.06	-7.94
1.765 G	20.000 G	1.00 M	2.152190 G	-31.40	-18.40

CONDUCTED SPURIOUS EMISSION

Date: 11.AUG.2020 21:01:56

Report Number: *W6M22103-20740-P-247-R*
FCC ID: GX9CHMG

QPSK

1.4MHz

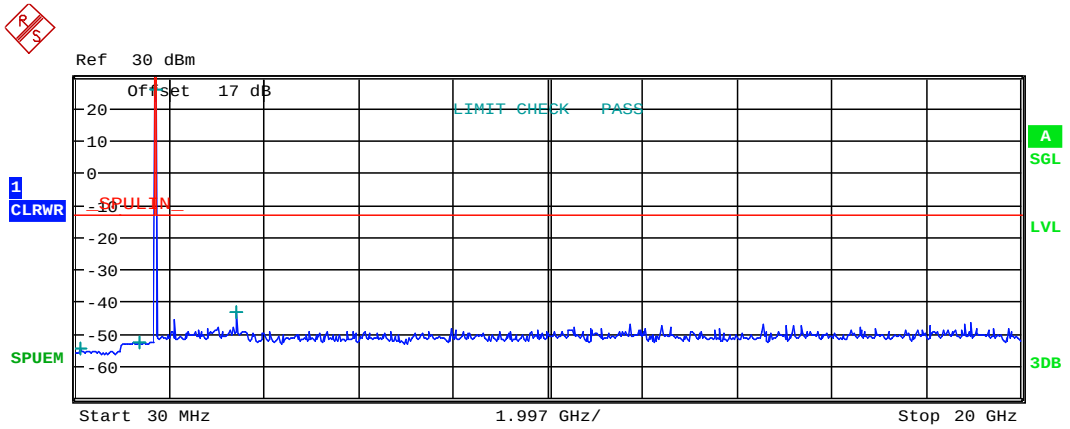

Start [Hz]	Stop [Hz]	RBW [Hz]	Freq [Hz]	PwrAbs [dBm]	Δ Limit [dB]
30.000 M	1.000 G	100.00 k	137.259615 M	-54.65	-41.65
1.000 G	1.700 G	1.00 M	1.388640 G	-52.90	-39.90
1.700 G	1.765 G	1.00 M	1.710914 G	25.62	-7.38
1.765 G	20.000 G	1.00 M	3.421954 G	-43.40	-30.40

CONDUCTED SPURIOUS EMISSION

Date: 11.AUG.2020 20:43:19

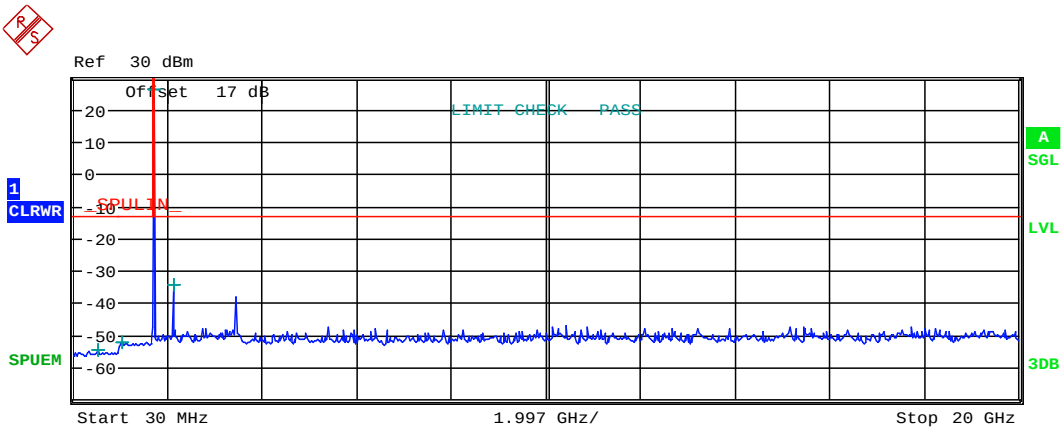

Start [Hz]	Stop [Hz]	RBW [Hz]	Freq [Hz]	PwrAbs [dBm]	Δ Limit [dB]
30.000 M	1.000 G	100.00 k	549.198718 M	-54.83	-41.83
1.000 G	1.700 G	1.00 M	1.064470 G	-52.37	-39.37
1.700 G	1.765 G	1.00 M	1.732669 G	25.92	-7.08
1.765 G	20.000 G	1.00 M	2.133347 G	-34.52	-21.52

CONDUCTED SPURIOUS EMISSION

Date: 11.AUG.2020 20:42:56

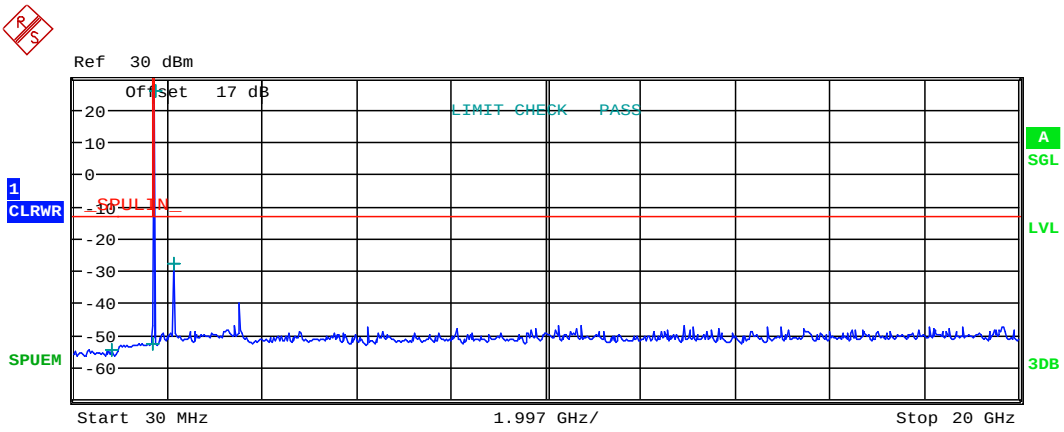

Start [Hz]	Stop [Hz]	RBW [Hz]	Freq [Hz]	PwrAbs [dBm]	Δ Limit [dB]
30.000 M	1.000 G	100.00 k	825.897436 M	-54.85	-41.85
1.000 G	1.700 G	1.00 M	1.693700 G	-52.69	-39.69
1.700 G	1.765 G	1.00 M	1.754312 G	25.58	-7.42
1.765 G	20.000 G	1.00 M	2.153405 G	-28.18	-15.18

CONDUCTED SPURIOUS EMISSION

Date: 11.AUG.2020 20:42:33

3MHz

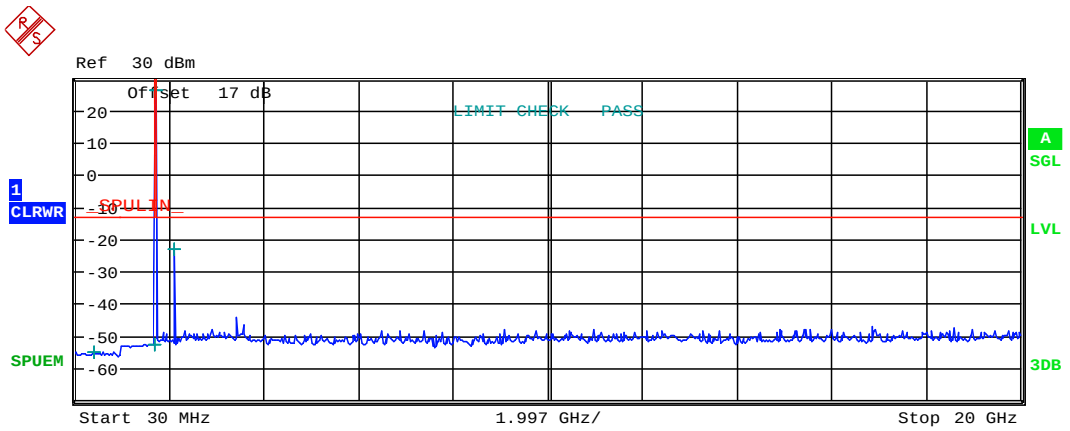

Start [Hz]	Stop [Hz]	RBW [Hz]	Freq [Hz]	PwrAbs [dBm]	Δ Limit [dB]
30.000 M	1.000 G	100.00 k	409.294872 M	-55.02	-42.02
1.000 G	1.700 G	1.00 M	1.699860 G	-52.81	-39.81
1.700 G	1.765 G	1.00 M	1.711613 G	26.02	-6.98
1.765 G	20.000 G	1.00 M	2.112073 G	-23.50	-10.50

CONDUCTED SPURIOUS EMISSION

Date: 11.AUG.2020 20:46:21

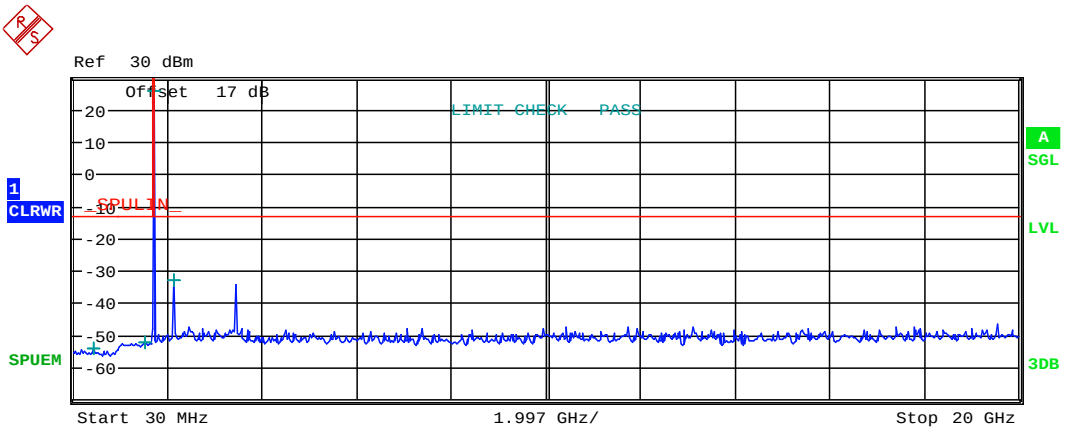

Start [Hz]	Stop [Hz]	RBW [Hz]	Freq [Hz]	PwrAbs [dBm]	Δ Limit [dB]
30.000 M	1.000 G	100.00 k	457.483974 M	-54.48	-41.48
1.000 G	1.700 G	1.00 M	1.542360 G	-52.54	-39.54
1.700 G	1.765 G	1.00 M	1.732689 G	25.71	-7.29
1.765 G	20.000 G	1.00 M	2.132131 G	-33.02	-20.02

CONDUCTED SPURIOUS EMISSION

Date: 11.AUG.2020 20:46:50

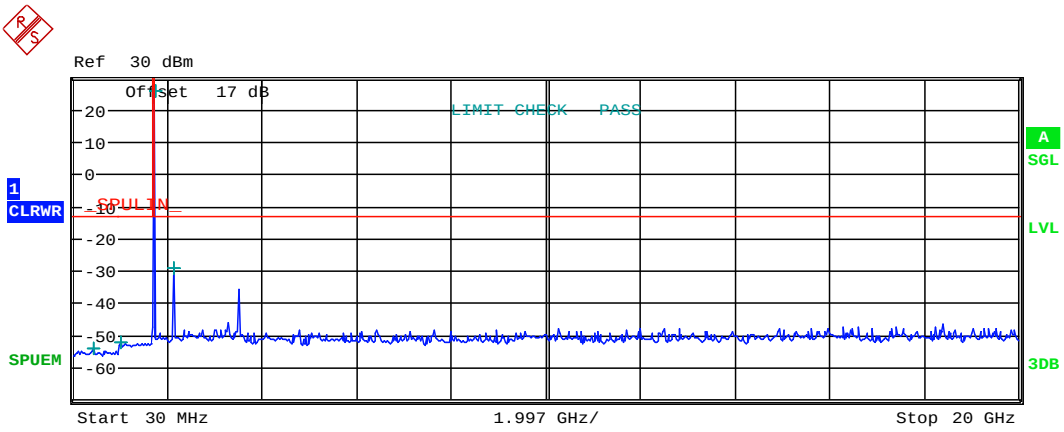

Start [Hz]	Stop [Hz]	RBW [Hz]	Freq [Hz]	PwrAbs [dBm]	Δ Limit [dB]
30.000 M	1.000 G	100.00 k	434.166667 M	-54.11	-41.11
1.000 G	1.700 G	1.00 M	1.036120 G	-52.50	-39.50
1.700 G	1.765 G	1.00 M	1.753762 G	25.70	-7.30
1.765 G	20.000 G	1.00 M	2.154013 G	-29.60	-16.60

CONDUCTED SPURIOUS EMISSION

Date: 11.AUG.2020 20:47:11

5MHz

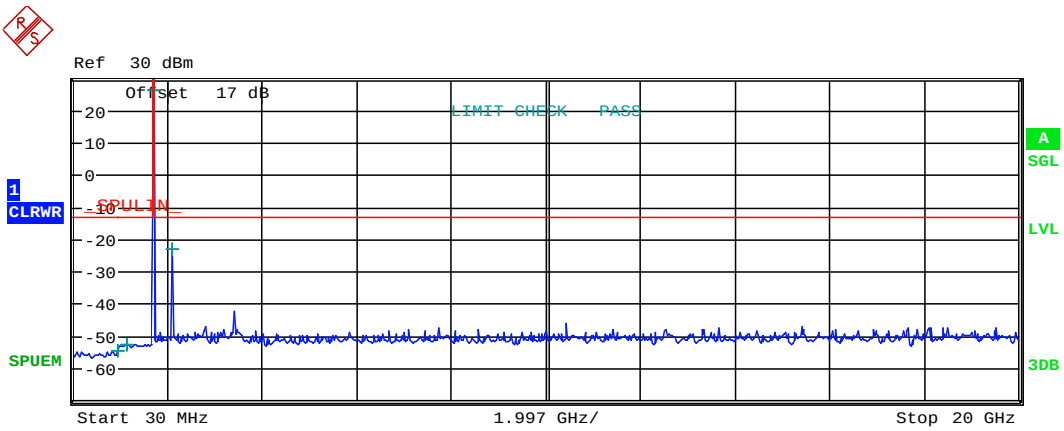

Start [Hz]	Stop [Hz]	RBW [Hz]	Freq [Hz]	PwrAbs [dBm]	Δ Limit [dB]
30.000 M	1.000 G	100.00 k	942.483974 M	-54.71	-41.71
1.000 G	1.700 G	1.00 M	1.145250 G	-52.65	-39.65
1.700 G	1.765 G	1.00 M	1.712679 G	25.89	-7.11
1.765 G	20.000 G	1.00 M	2.113288 G	-23.28	-10.28

CONDUCTED SPURIOUS EMISSION

Date: 11.AUG.2020 20:52:07

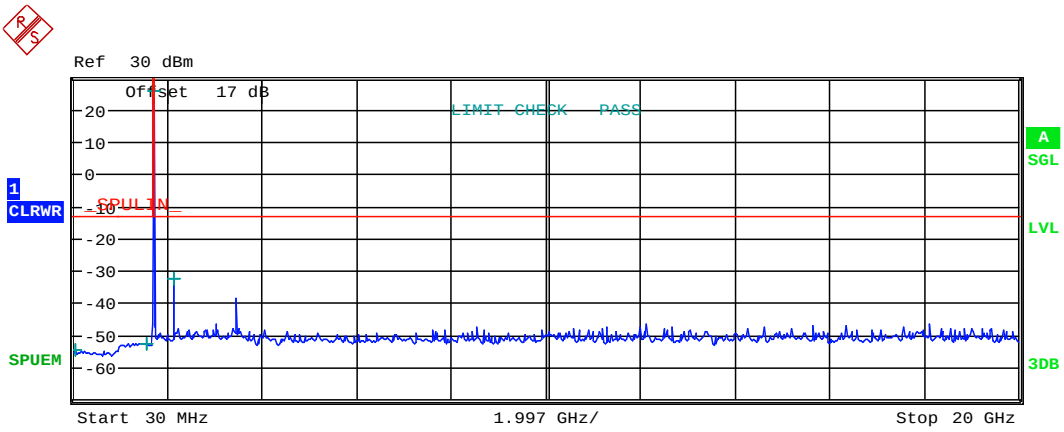

Start [Hz]	Stop [Hz]	RBW [Hz]	Freq [Hz]	PwrAbs [dBm]	Δ Limit [dB]
30.000 M	1.000 G	100.00 k	65.753205 M	-54.86	-41.86
1.000 G	1.700 G	1.00 M	1.570430 G	-52.71	-39.71
1.700 G	1.765 G	1.00 M	1.732747 G	25.36	-7.64
1.765 G	20.000 G	1.00 M	2.131524 G	-32.52	-19.52

CONDUCTED SPURIOUS EMISSION

Date: 11.AUG.2020 20:51:42

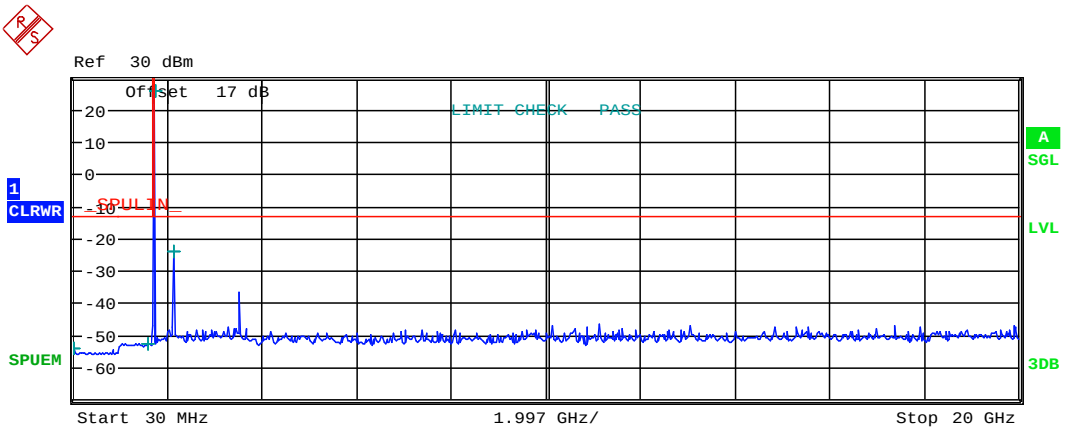

Start [Hz]	Stop [Hz]	RBW [Hz]	Freq [Hz]	PwrAbs [dBm]	Δ Limit [dB]
30.000 M	1.000 G	100.00 k	34.663462 M	-54.35	-41.35
1.000 G	1.700 G	1.00 M	1.608440 G	-52.68	-39.68
1.700 G	1.765 G	1.00 M	1.752704 G	25.60	-7.40
1.765 G	20.000 G	1.00 M	2.151582 G	-24.43	-11.43

CONDUCTED SPURIOUS EMISSION

Date: 11.AUG.2020 20:51:13

10MHz

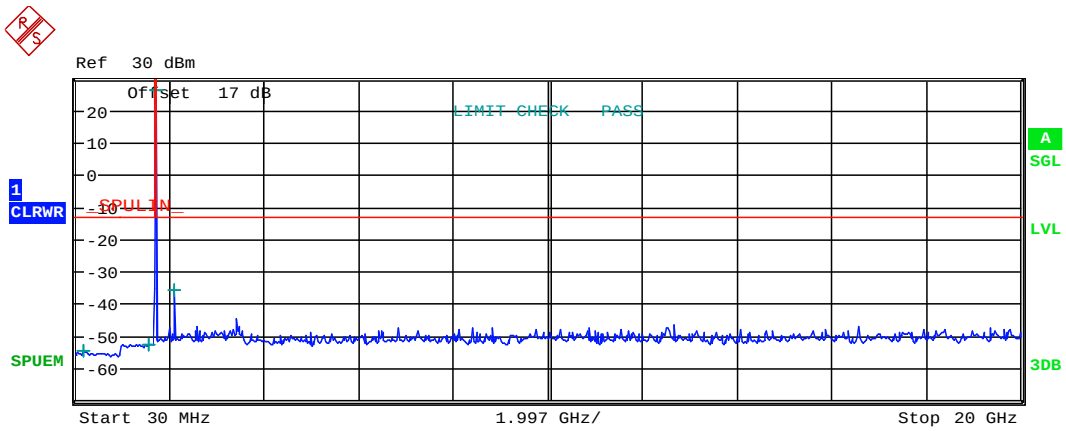

Start [Hz]	Stop [Hz]	RBW [Hz]	Freq [Hz]	PwrAbs [dBm]	Δ Limit [dB]
30.000 M	1.000 G	100.00 k	183.894231 M	-54.87	-41.87
1.000 G	1.700 G	1.00 M	1.559370 G	-52.69	-39.69
1.700 G	1.765 G	1.00 M	1.715000 G	25.91	-7.09
1.765 G	20.000 G	1.00 M	2.110249 G	-36.09	-23.09

CONDUCTED SPURIOUS EMISSION

Date: 11.AUG.2020 20:55:10

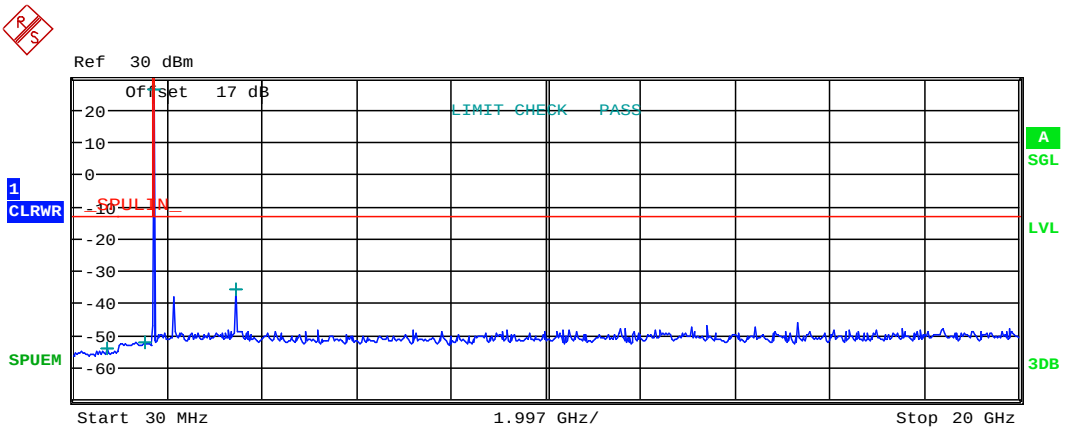

Start [Hz]	Stop [Hz]	RBW [Hz]	Freq [Hz]	PwrAbs [dBm]	Δ Limit [dB]
30.000 M	1.000 G	100.00 k	748.173077 M	-54.34	-41.34
1.000 G	1.700 G	1.00 M	1.548520 G	-52.29	-39.29
1.700 G	1.765 G	1.00 M	1.732589 G	26.04	-6.96
1.765 G	20.000 G	1.00 M	3.465110 G	-35.85	-22.85

CONDUCTED SPURIOUS EMISSION

Date: 11.AUG.2020 20:54:51

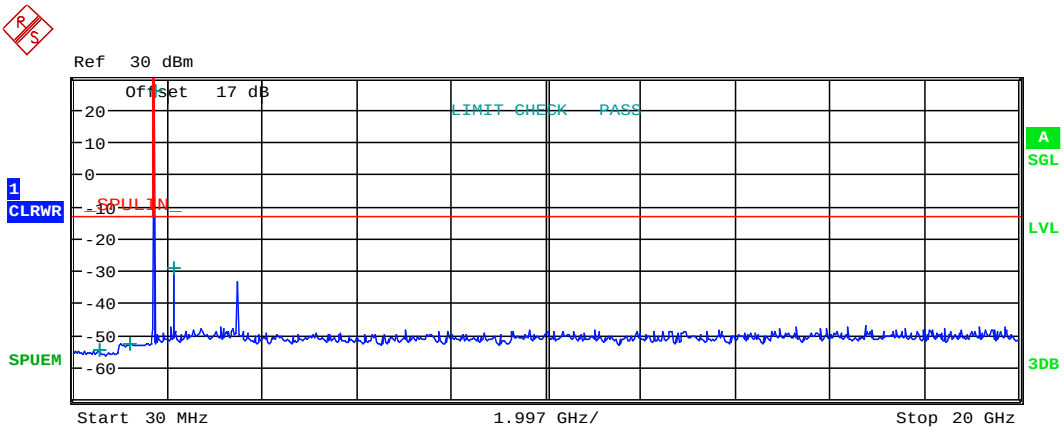

Start [Hz]	Stop [Hz]	RBW [Hz]	Freq [Hz]	PwrAbs [dBm]	Δ Limit [dB]
30.000 M	1.000 G	100.00 k	583.397436 M	-54.61	-41.61
1.000 G	1.700 G	1.00 M	1.206430 G	-52.78	-39.78
1.700 G	1.765 G	1.00 M	1.750158 G	25.54	-7.46
1.765 G	20.000 G	1.00 M	2.146111 G	-29.24	-16.24

CONDUCTED SPURIOUS EMISSION

Date: 11.AUG.2020 20:54:27

15MHz

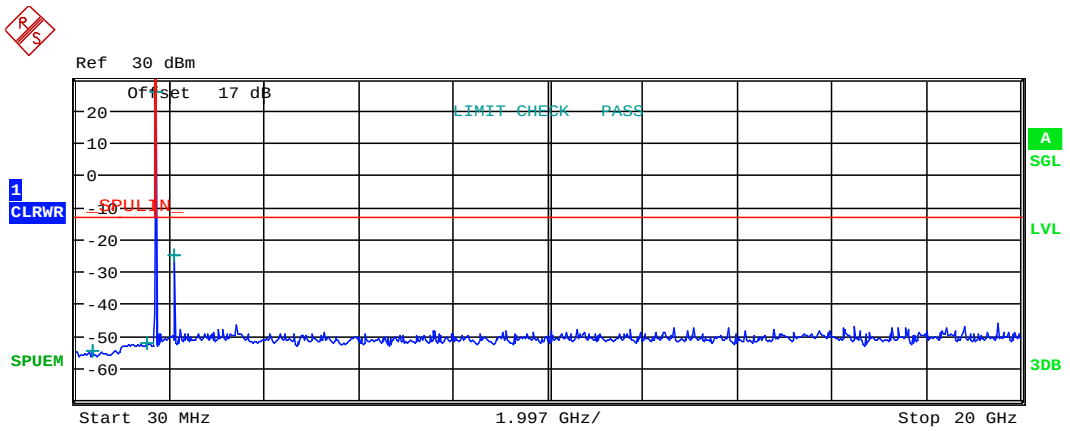

Start [Hz]	Stop [Hz]	RBW [Hz]	Freq [Hz]	PwrAbs [dBm]	Δ Limit [dB]
30.000 M	1.000 G	100.00 k	389.086538 M	-54.54	-41.54
1.000 G	1.700 G	1.00 M	1.530810 G	-52.62	-39.62
1.700 G	1.765 G	1.00 M	1.717719 G	25.56	-7.44
1.765 G	20.000 G	1.00 M	2.119975 G	-25.02	-12.02

CONDUCTED SPURIOUS EMISSION

Date: 11.AUG.2020 20:58:16

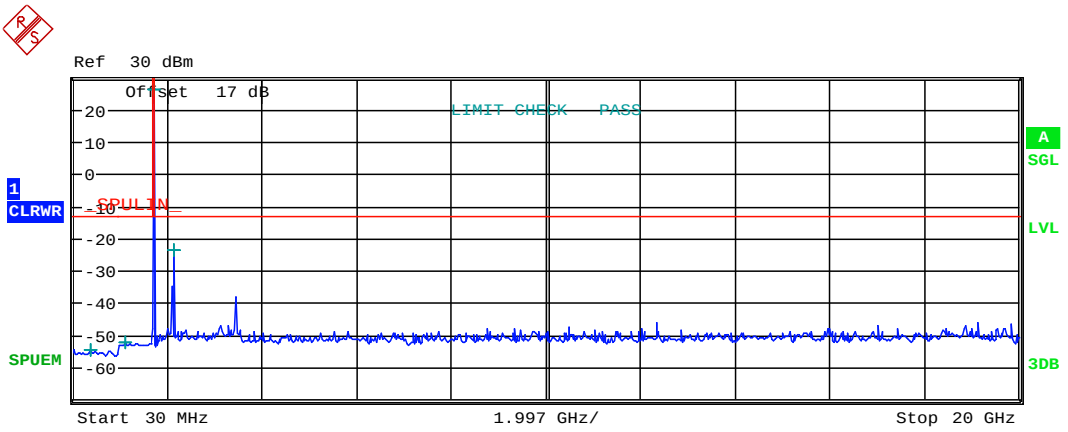

Start [Hz]	Stop [Hz]	RBW [Hz]	Freq [Hz]	PwrAbs [dBm]	Δ Limit [dB]
30.000 M	1.000 G	100.00 k	376.650641 M	-54.88	-41.88
1.000 G	1.700 G	1.00 M	1.108920 G	-52.42	-39.42
1.700 G	1.765 G	1.00 M	1.732680 G	26.02	-6.98
1.765 G	20.000 G	1.00 M	2.127877 G	-23.86	-10.86

CONDUCTED SPURIOUS EMISSION

Date: 11.AUG.2020 20:57:59

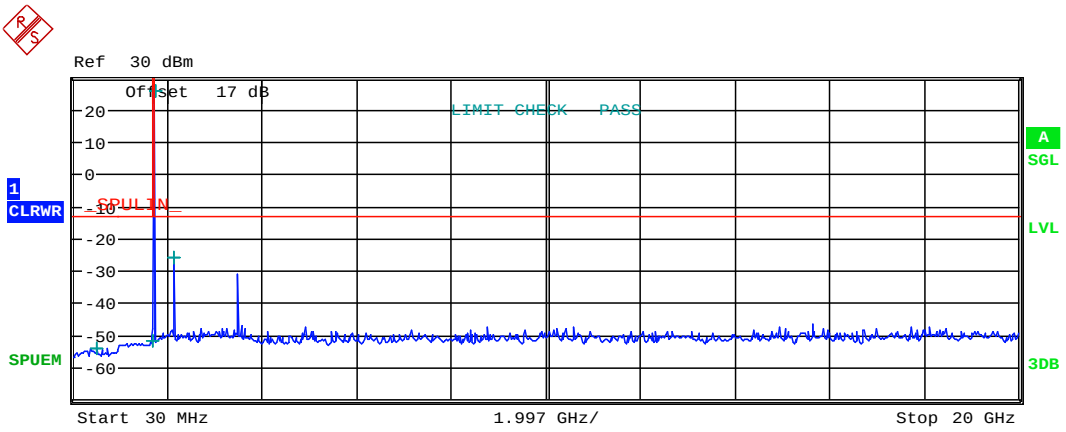

Start [Hz]	Stop [Hz]	RBW [Hz]	Freq [Hz]	PwrAbs [dBm]	Δ Limit [dB]
30.000 M	1.000 G	100.00 k	508.782051 M	-54.31	-41.31
1.000 G	1.700 G	1.00 M	1.690410 G	-52.15	-39.15
1.700 G	1.765 G	1.00 M	1.747704 G	25.47	-7.53
1.765 G	20.000 G	1.00 M	2.148543 G	-26.29	-13.29

CONDUCTED SPURIOUS EMISSION

Date: 11.AUG.2020 20:57:40

20MHz

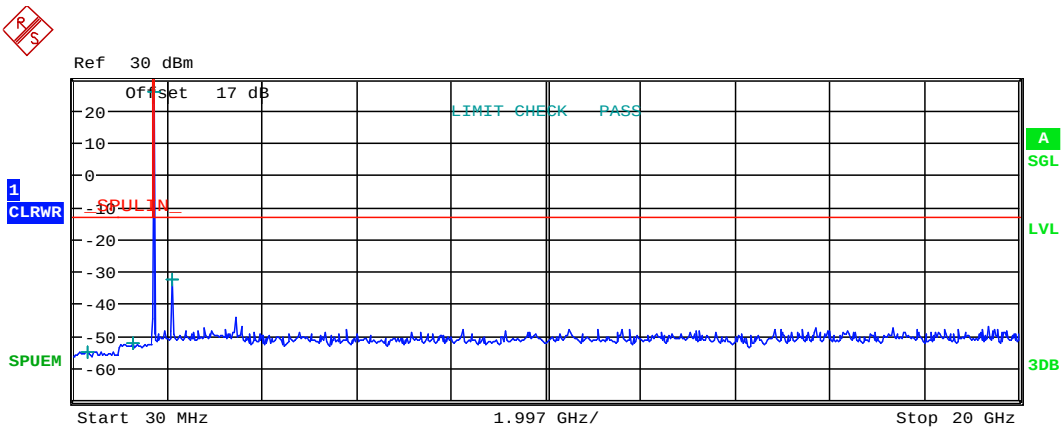

Start [Hz]	Stop [Hz]	RBW [Hz]	Freq [Hz]	PwrAbs [dBm]	Δ Limit [dB]
30.000 M	1.000 G	100.00 k	323.798077 M	-55.13	-42.13
1.000 G	1.700 G	1.00 M	1.280770 G	-52.61	-39.61
1.700 G	1.765 G	1.00 M	1.720157 G	25.54	-7.46
1.765 G	20.000 G	1.00 M	2.110249 G	-32.79	-19.79

CONDUCTED SPURIOUS EMISSION

Date: 11.AUG.2020 21:03:21

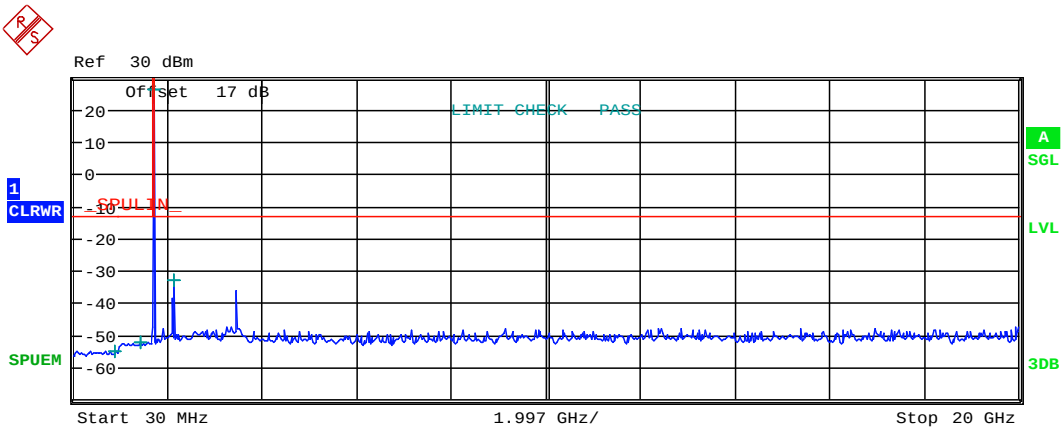

Start [Hz]	Stop [Hz]	RBW [Hz]	Freq [Hz]	PwrAbs [dBm]	Δ Limit [dB]
30.000 M	1.000 G	100.00 k	909.839744 M	-55.21	-42.21
1.000 G	1.700 G	1.00 M	1.435190 G	-52.40	-39.40
1.700 G	1.765 G	1.00 M	1.732400 G	25.79	-7.21
1.765 G	20.000 G	1.00 M	2.128484 G	-32.96	-19.96

CONDUCTED SPURIOUS EMISSION

Date: 11.AUG.2020 21:02:54

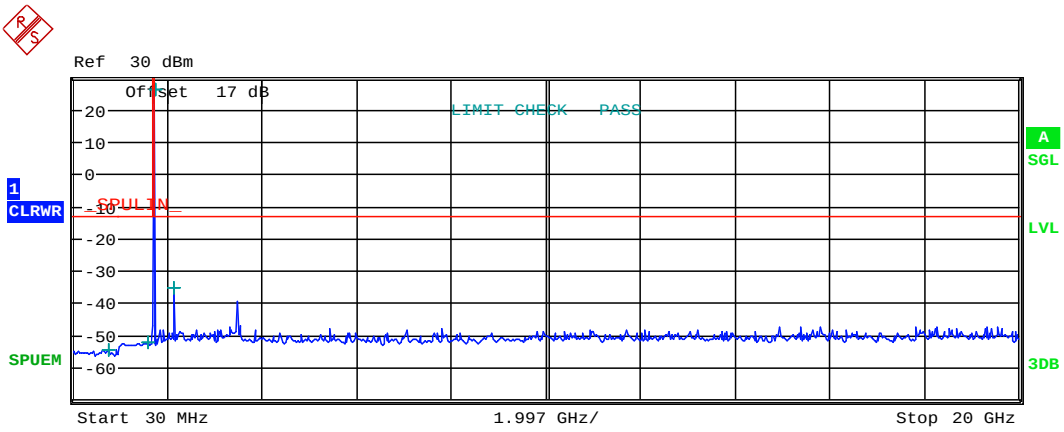

Start [Hz]	Stop [Hz]	RBW [Hz]	Freq [Hz]	PwrAbs [dBm]	Δ Limit [dB]
30.000 M	1.000 G	100.00 k	754.391026 M	-54.61	-41.61
1.000 G	1.700 G	1.00 M	1.594440 G	-52.50	-39.50
1.700 G	1.765 G	1.00 M	1.745110 G	25.84	-7.16
1.765 G	20.000 G	1.00 M	2.135778 G	-35.36	-22.36

CONDUCTED SPURIOUS EMISSION

Date: 11.AUG.2020 21:02:26

Report Number: *W6M22103-20740-P-247-R*
FCC ID: GX9CHMG

Band XII
16QAM
1.4MHz

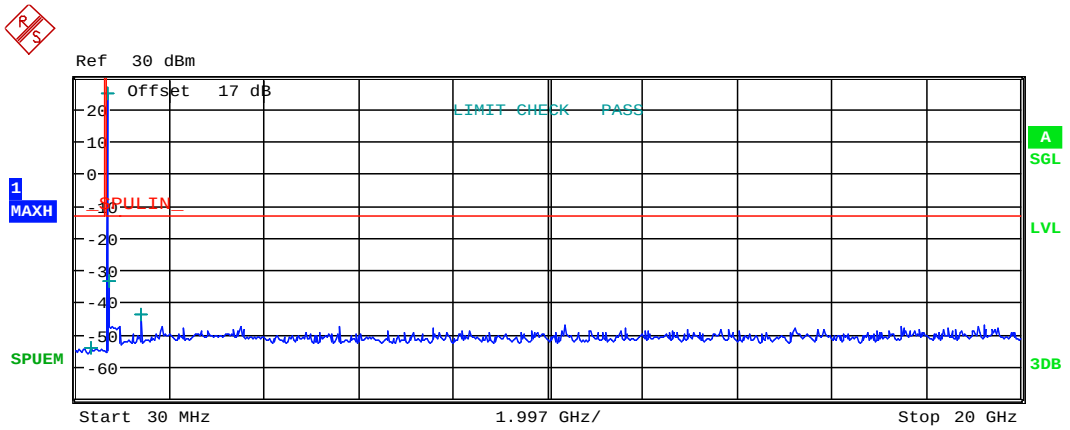

Start [Hz]	Stop [Hz]	RBW [Hz]	Freq [Hz]	PwrAbs [dBm]	Δ Limit [dB]
30.000 M	688.000 M	100.00 k	334.746795 M	-54.07	-41.07
688.000 M	726.000 M	100.00 k	699.764800 M	24.50	-8.50
726.000 M	1.000 G	100.00 k	729.909067 M	-33.50	-20.50
1.000 G	20.000 G	1.00 M	1.399000 G	-44.08	-31.08

CONDUCTED SPURIOUS EMISSION

Date: 12.AUG.2020 21:18:11

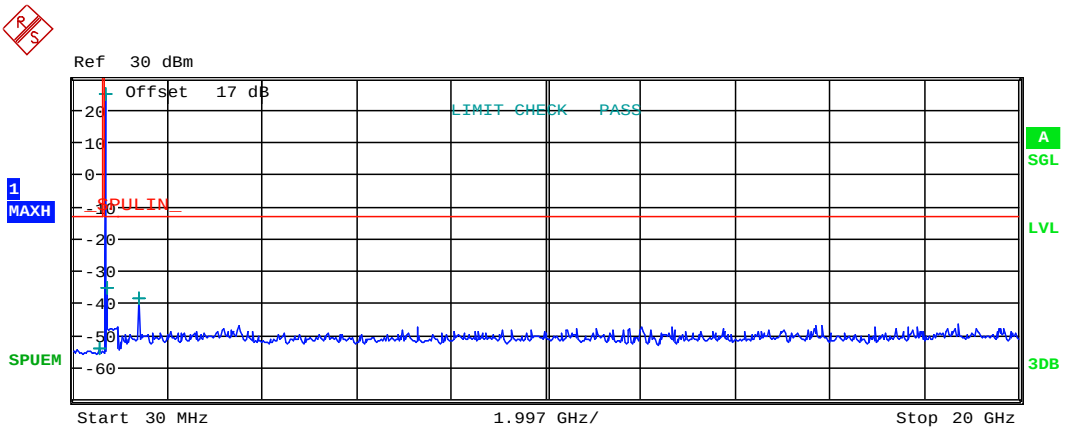

Start [Hz]	Stop [Hz]	RBW [Hz]	Freq [Hz]	PwrAbs [dBm]	Δ Limit [dB]
30.000 M	688.000 M	100.00 k	588.878205 M	-54.35	-41.35
688.000 M	726.000 M	100.00 k	707.611800 M	24.45	-8.55
726.000 M	1.000 G	100.00 k	737.763733 M	-35.39	-22.39
1.000 G	20.000 G	1.00 M	1.414200 G	-38.65	-25.65

CONDUCTED SPURIOUS EMISSION

Date: 12.AUG.2020 21:18:36

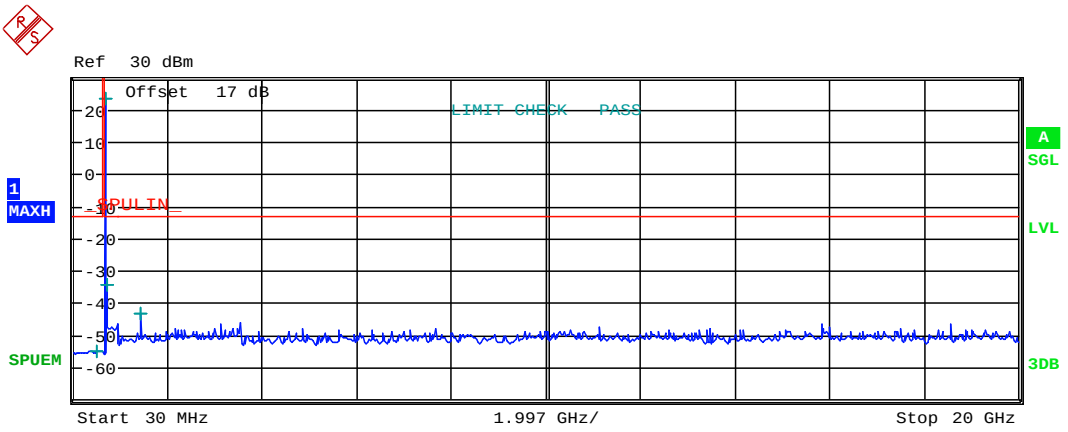

Start [Hz]	Stop [Hz]	RBW [Hz]	Freq [Hz]	PwrAbs [dBm]	Δ Limit [dB]
30.000 M	688.000 M	100.00 k	512.955128 M	-54.98	-41.98
688.000 M	726.000 M	100.00 k	715.348600 M	23.04	-9.96
726.000 M	1.000 G	100.00 k	744.933400 M	-34.49	-21.49
1.000 G	20.000 G	1.00 M	1.430667 G	-43.29	-30.29

CONDUCTED SPURIOUS EMISSION

Date: 12.AUG.2020 21:18:56

3MHz

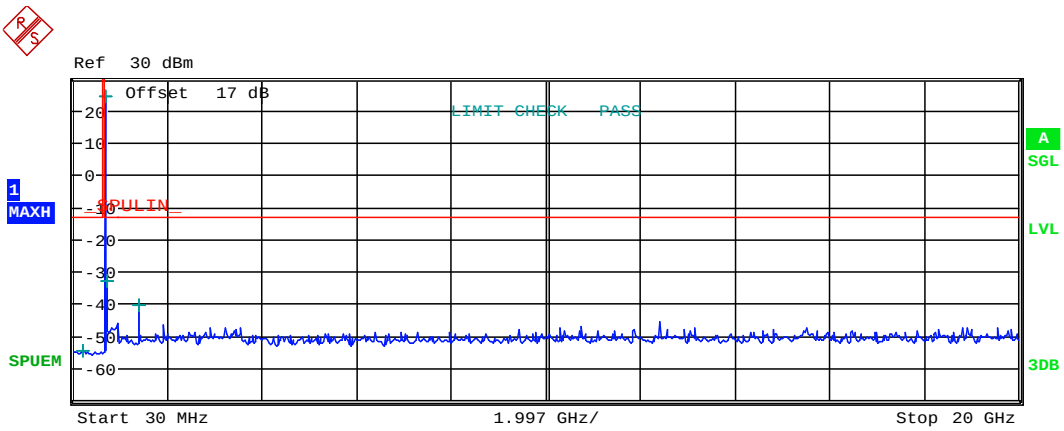

Start [Hz]	Stop [Hz]	RBW [Hz]	Freq [Hz]	PwrAbs [dBm]	Δ Limit [dB]
30.000 M	688.000 M	100.00 k	237.733974 M	-54.61	-41.61
688.000 M	726.000 M	100.00 k	700.718600 M	24.30	-8.70
726.000 M	1.000 G	100.00 k	730.849800 M	-32.97	-19.97
1.000 G	20.000 G	1.00 M	1.400900 G	-40.66	-27.66

CONDUCTED SPURIOUS EMISSION

Date: 12.AUG.2020 21:21:16

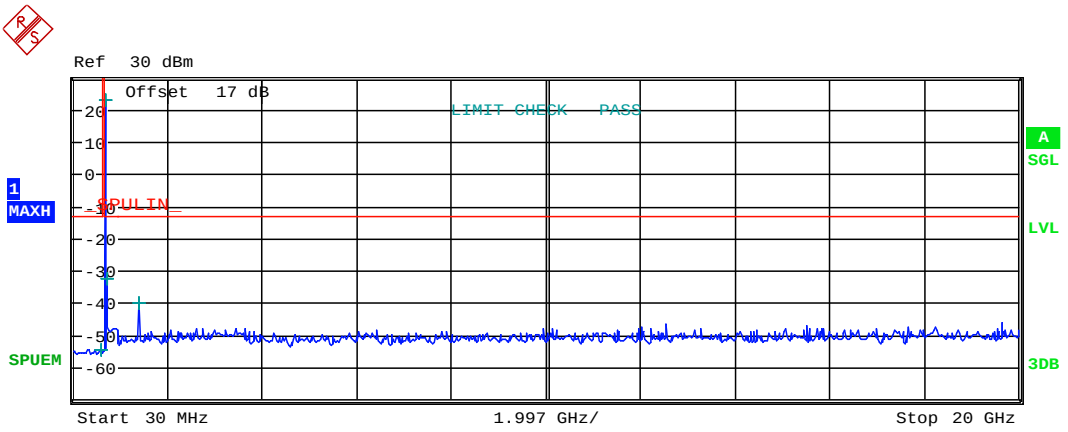

Start [Hz]	Stop [Hz]	RBW [Hz]	Freq [Hz]	PwrAbs [dBm]	Δ Limit [dB]
30.000 M	688.000 M	100.00 k	617.349359 M	-54.65	-41.65
688.000 M	726.000 M	100.00 k	707.744800 M	22.86	-10.14
726.000 M	1.000 G	100.00 k	738.412200 M	-32.62	-19.62
1.000 G	20.000 G	1.00 M	1.415467 G	-40.41	-27.41

CONDUCTED SPURIOUS EMISSION

Date: 12.AUG.2020 21:21:38

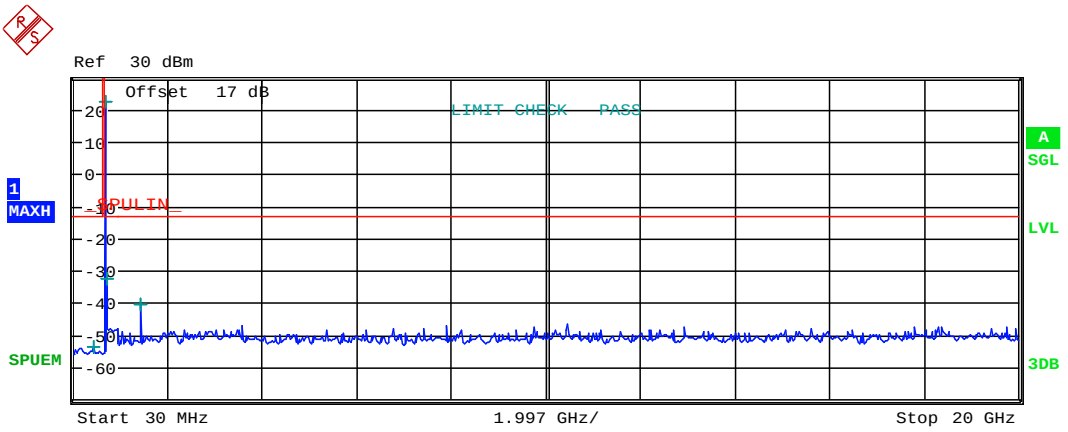

Start [Hz]	Stop [Hz]	RBW [Hz]	Freq [Hz]	PwrAbs [dBm]	Δ Limit [dB]
30.000 M	688.000 M	100.00 k	441.250000 M	-53.77	-40.77
688.000 M	726.000 M	100.00 k	714.660800 M	22.38	-10.62
726.000 M	1.000 G	100.00 k	745.225667 M	-32.49	-19.49
1.000 G	20.000 G	1.00 M	1.429400 G	-40.76	-27.76

CONDUCTED SPURIOUS EMISSION

Date: 12.AUG.2020 21:21:59

5MHz

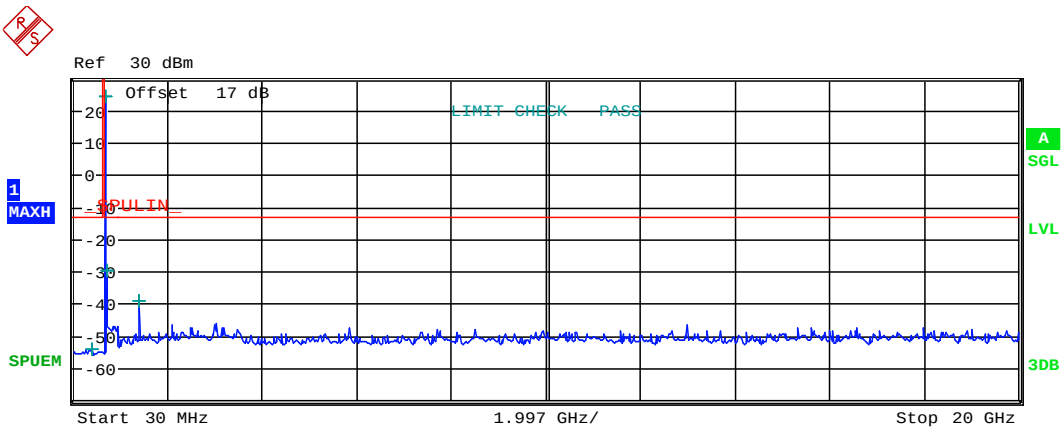

Start [Hz]	Stop [Hz]	RBW [Hz]	Freq [Hz]	PwrAbs [dBm]	Δ Limit [dB]
30.000 M	688.000 M	100.00 k	411.724359 M	-54.41	-41.41
688.000 M	726.000 M	100.00 k	701.657200 M	23.90	-9.10
726.000 M	1.000 G	100.00 k	730.466200 M	-29.72	-16.72
1.000 G	20.000 G	1.00 M	1.402800 G	-39.06	-26.06

CONDUCTED SPURIOUS EMISSION

Date: 12.AUG.2020 21:26:14

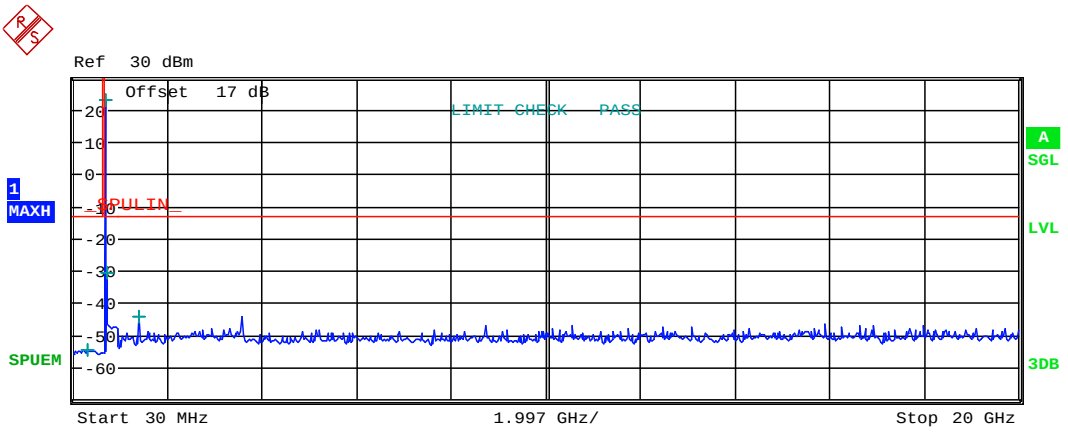

Start [Hz]	Stop [Hz]	RBW [Hz]	Freq [Hz]	PwrAbs [dBm]	Δ Limit [dB]
30.000 M	688.000 M	100.00 k	323.147436 M	-54.60	-41.60
688.000 M	726.000 M	100.00 k	707.661200 M	22.51	-10.49
726.000 M	1.000 G	100.00 k	736.868667 M	-30.69	-17.69
1.000 G	20.000 G	1.00 M	1.414833 G	-44.22	-31.22

CONDUCTED SPURIOUS EMISSION

Date: 12.AUG.2020 21:26:33

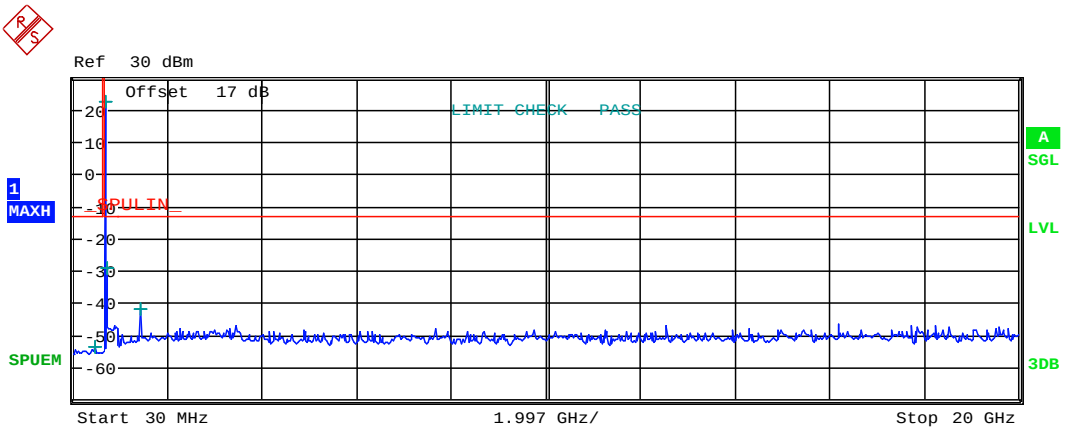

Start [Hz]	Stop [Hz]	RBW [Hz]	Freq [Hz]	PwrAbs [dBm]	Δ Limit [dB]
30.000 M	688.000 M	100.00 k	477.102564 M	-53.82	-40.82
688.000 M	726.000 M	100.00 k	713.726000 M	22.06	-10.94
726.000 M	1.000 G	100.00 k	741.645400 M	-29.43	-16.43
1.000 G	20.000 G	1.00 M	1.427500 G	-41.95	-28.95

CONDUCTED SPURIOUS EMISSION

Date: 12.AUG.2020 21:26:54

10MHz

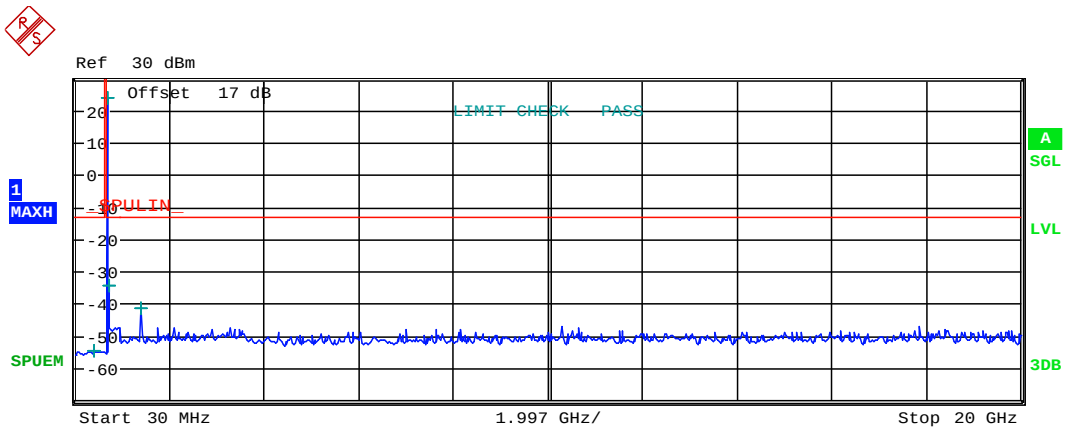

Start [Hz]	Stop [Hz]	RBW [Hz]	Freq [Hz]	PwrAbs [dBm]	Δ Limit [dB]
30.000 M	688.000 M	100.00 k	406.451923 M	-54.91	-41.91
688.000 M	726.000 M	100.00 k	704.115800 M	23.69	-9.31
726.000 M	1.000 G	100.00 k	735.736133 M	-34.60	-21.60
1.000 G	20.000 G	1.00 M	1.407233 G	-41.74	-28.74

CONDUCTED SPURIOUS EMISSION

Date: 12.AUG.2020 21:29:32

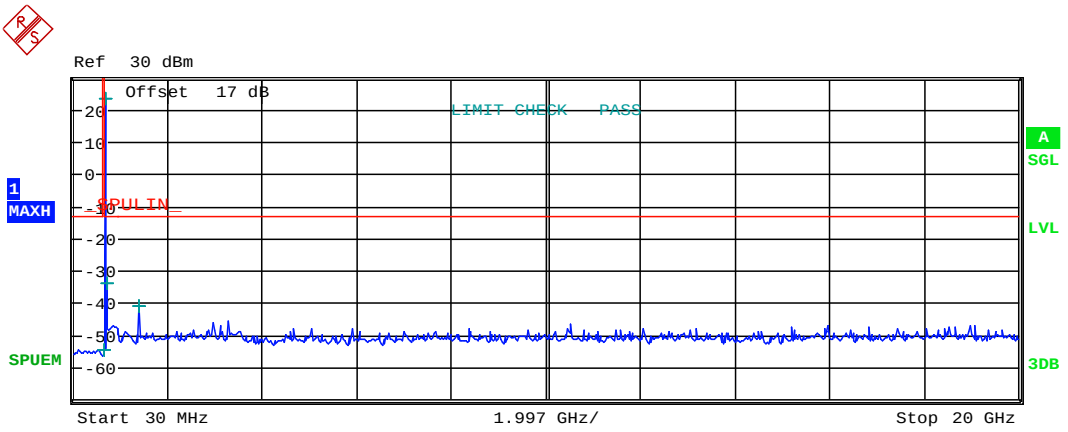

Start [Hz]	Stop [Hz]	RBW [Hz]	Freq [Hz]	PwrAbs [dBm]	Δ Limit [dB]
30.000 M	688.000 M	100.00 k	657.419872 M	-54.76	-41.76
688.000 M	726.000 M	100.00 k	707.653600 M	23.34	-9.66
726.000 M	1.000 G	100.00 k	738.878000 M	-34.25	-21.25
1.000 G	20.000 G	1.00 M	1.414833 G	-41.16	-28.16

CONDUCTED SPURIOUS EMISSION

Date: 12.AUG.2020 21:29:50

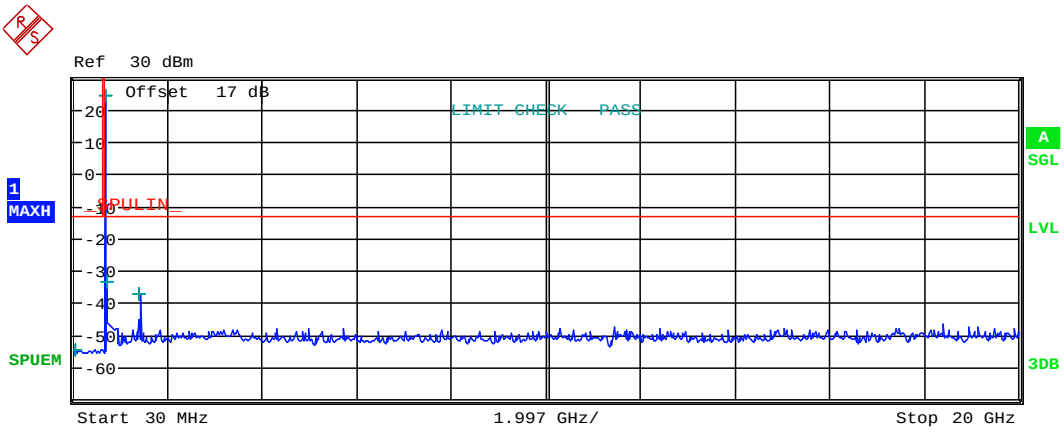

Start [Hz]	Stop [Hz]	RBW [Hz]	Freq [Hz]	PwrAbs [dBm]	Δ Limit [dB]
30.000 M	688.000 M	100.00 k	48.980769 M	-54.67	-41.67
688.000 M	726.000 M	100.00 k	711.119200 M	23.99	-9.01
726.000 M	1.000 G	100.00 k	736.859533 M	-33.62	-20.62
1.000 G	20.000 G	1.00 M	1.421800 G	-37.40	-24.40

CONDUCTED SPURIOUS EMISSION

Date: 12.AUG.2020 21:30:55

Report Number: *W6M22103-20740-P-247-R*
FCC ID: GX9CHMG

QPSK

1.4MHz

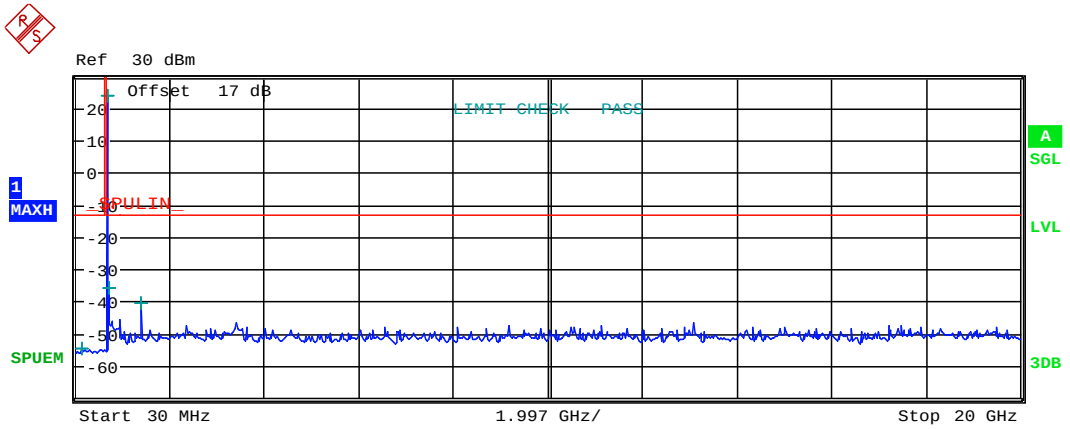

Start [Hz]	Stop [Hz]	RBW [Hz]	Freq [Hz]	PwrAbs [dBm]	Δ Limit [dB]
30.000 M	688.000 M	100.00 k	168.137821 M	-54.71	-41.71
688.000 M	726.000 M	100.00 k	699.761000 M	23.75	-9.25
726.000 M	1.000 G	100.00 k	729.370200 M	-35.97	-22.97
1.000 G	20.000 G	1.00 M	1.399000 G	-40.52	-27.52

CONDUCTED SPURIOUS EMISSION

Date: 12.AUG.2020 21:19:35

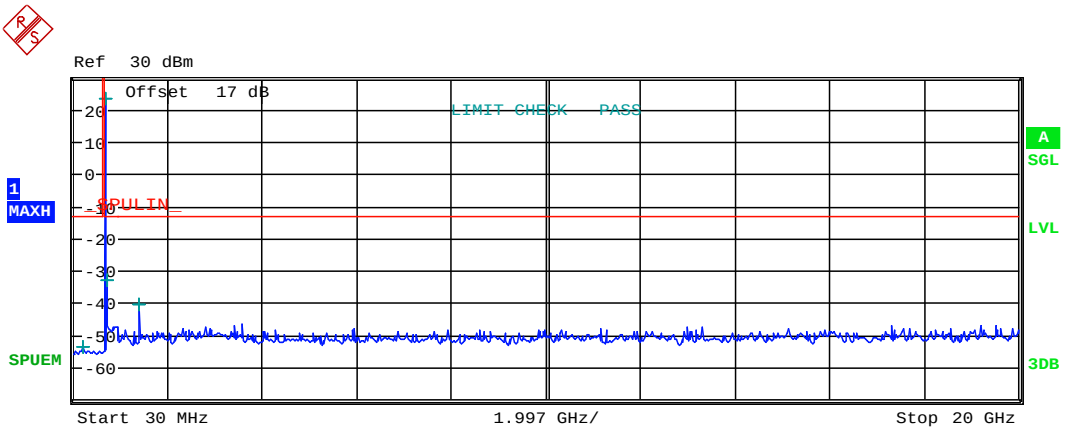

Start [Hz]	Stop [Hz]	RBW [Hz]	Freq [Hz]	PwrAbs [dBm]	Δ Limit [dB]
30.000 M	688.000 M	100.00 k	212.426282 M	-53.94	-40.94
688.000 M	726.000 M	100.00 k	707.543400 M	23.11	-9.89
726.000 M	1.000 G	100.00 k	737.389267 M	-33.16	-20.16
1.000 G	20.000 G	1.00 M	1.414833 G	-40.49	-27.49

CONDUCTED SPURIOUS EMISSION

Date: 12.AUG.2020 21:19:54

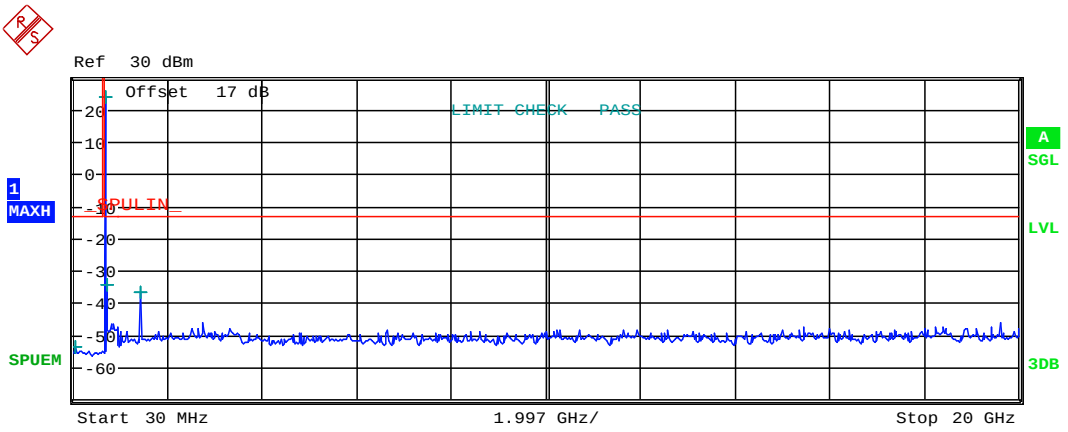

Start [Hz]	Stop [Hz]	RBW [Hz]	Freq [Hz]	PwrAbs [dBm]	Δ Limit [dB]
30.000 M	688.000 M	100.00 k	76.397436 M	-53.70	-40.70
688.000 M	726.000 M	100.00 k	715.424600 M	23.51	-9.49
726.000 M	1.000 G	100.00 k	745.070400 M	-34.37	-21.37
1.000 G	20.000 G	1.00 M	1.430667 G	-36.97	-23.97

CONDUCTED SPURIOUS EMISSION

Date: 12.AUG.2020 21:20:17

3MHz

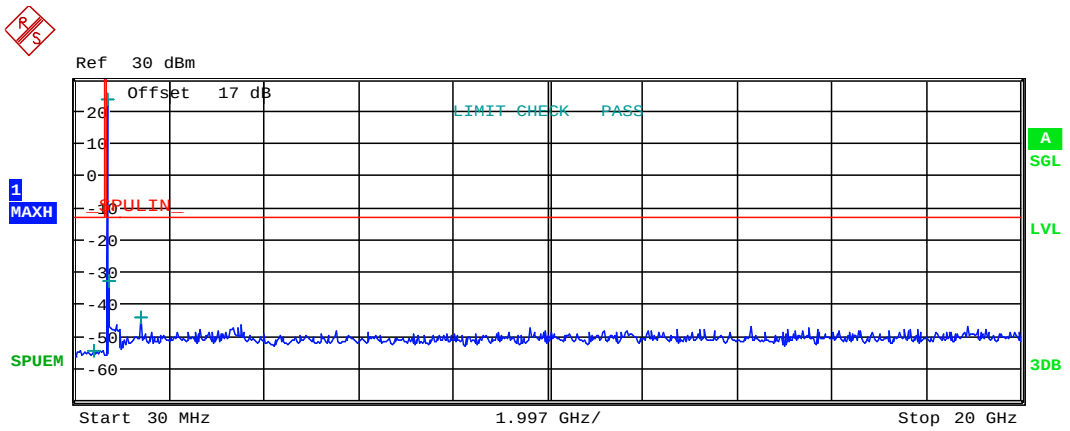

Start [Hz]	Stop [Hz]	RBW [Hz]	Freq [Hz]	PwrAbs [dBm]	Δ Limit [dB]
30.000 M	688.000 M	100.00 k	428.596154 M	-54.84	-41.84
688.000 M	726.000 M	100.00 k	700.657800 M	23.29	-9.71
726.000 M	1.000 G	100.00 k	730.630600 M	-33.13	-20.13
1.000 G	20.000 G	1.00 M	1.401533 G	-44.41	-31.41

CONDUCTED SPURIOUS EMISSION

Date: 12.AUG.2020 21:22:51

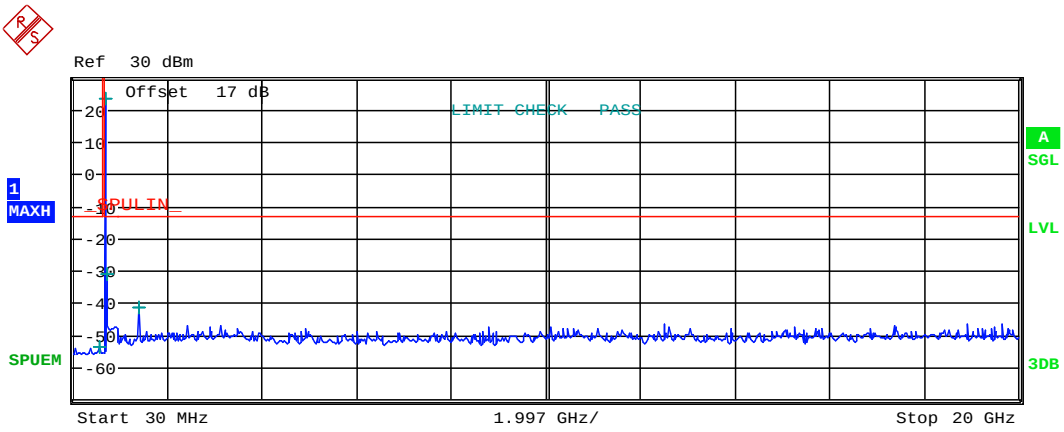

Start [Hz]	Stop [Hz]	RBW [Hz]	Freq [Hz]	PwrAbs [dBm]	Δ Limit [dB]
30.000 M	688.000 M	100.00 k	566.733974 M	-53.87	-40.87
688.000 M	726.000 M	100.00 k	707.638400 M	23.36	-9.64
726.000 M	1.000 G	100.00 k	736.832133 M	-31.50	-18.50
1.000 G	20.000 G	1.00 M	1.414833 G	-41.59	-28.59

CONDUCTED SPURIOUS EMISSION

Date: 12.AUG.2020 21:23:13

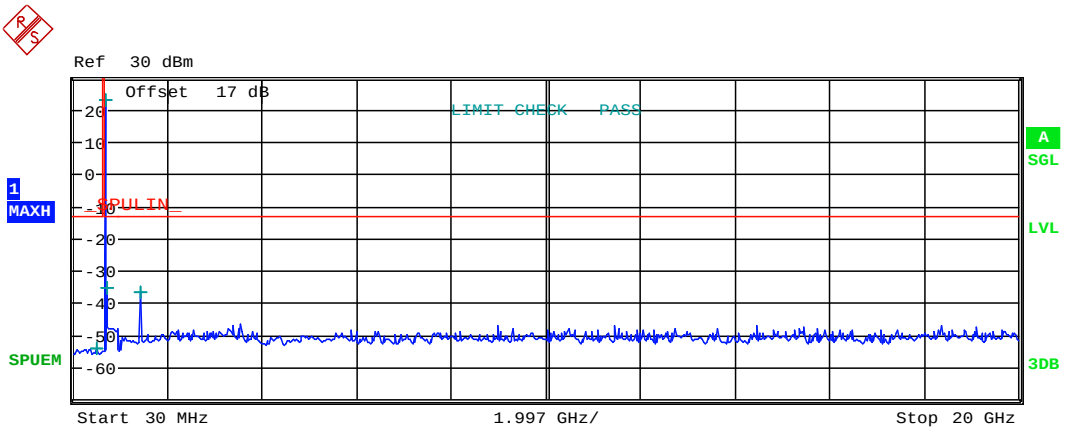

Start [Hz]	Stop [Hz]	RBW [Hz]	Freq [Hz]	PwrAbs [dBm]	Δ Limit [dB]
30.000 M	688.000 M	100.00 k	511.900641 M	-54.22	-41.22
688.000 M	726.000 M	100.00 k	714.619000 M	22.68	-10.32
726.000 M	1.000 G	100.00 k	745.554467 M	-35.30	-22.30
1.000 G	20.000 G	1.00 M	1.428767 G	-36.78	-23.78

CONDUCTED SPURIOUS EMISSION

Date: 12.AUG.2020 21:24:28

5MHz

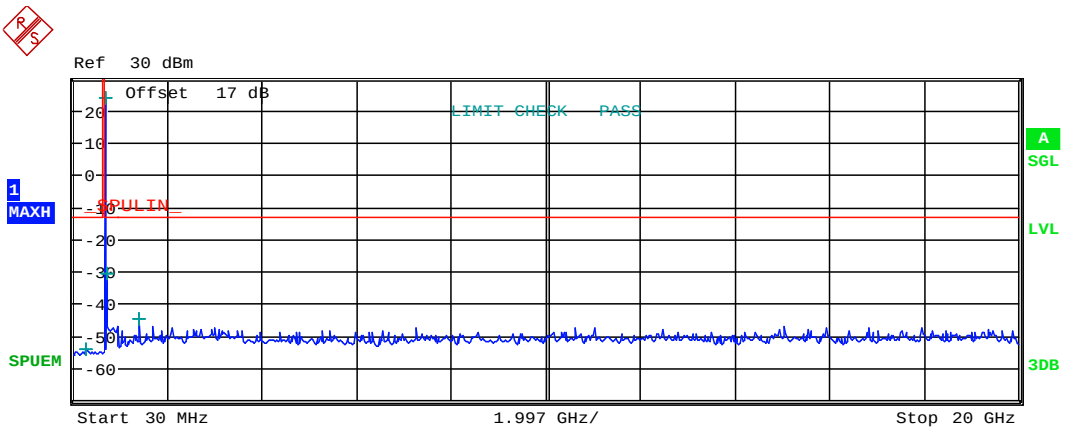

Start [Hz]	Stop [Hz]	RBW [Hz]	Freq [Hz]	PwrAbs [dBm]	Δ Limit [dB]
30.000 M	688.000 M	100.00 k	286.240385 M	-54.43	-41.43
688.000 M	726.000 M	100.00 k	701.695200 M	23.60	-9.40
726.000 M	1.000 G	100.00 k	732.767800 M	-30.98	-17.98
1.000 G	20.000 G	1.00 M	1.402800 G	-45.01	-32.01

CONDUCTED SPURIOUS EMISSION

Date: 12.AUG.2020 21:27:34

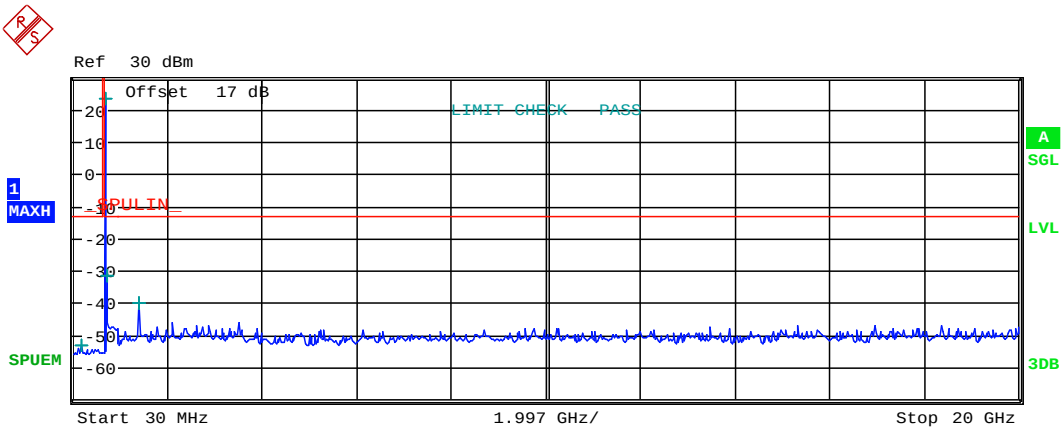

Start [Hz]	Stop [Hz]	RBW [Hz]	Freq [Hz]	PwrAbs [dBm]	Δ Limit [dB]
30.000 M	688.000 M	100.00 k	192.391026 M	-53.46	-40.46
688.000 M	726.000 M	100.00 k	707.623200 M	23.05	-9.95
726.000 M	1.000 G	100.00 k	739.544733 M	-31.89	-18.89
1.000 G	20.000 G	1.00 M	1.414833 G	-40.21	-27.21

CONDUCTED SPURIOUS EMISSION

Date: 12.AUG.2020 21:27:52

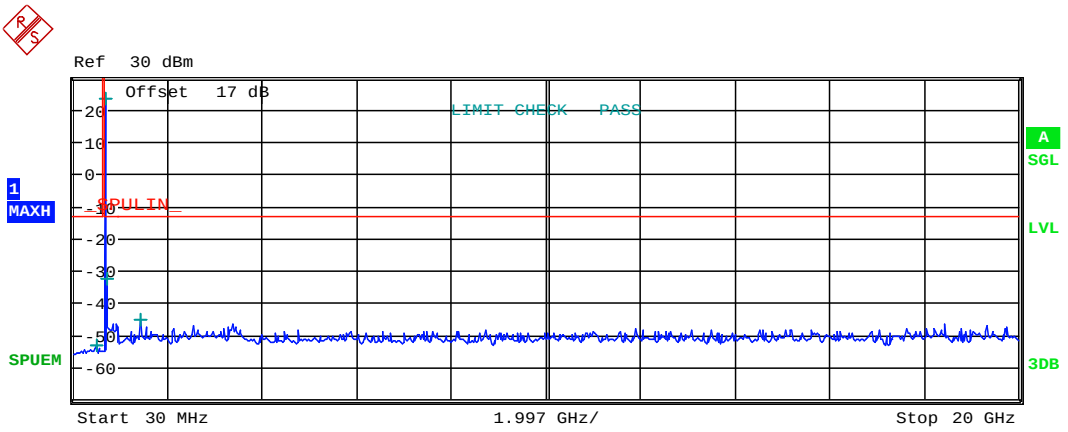

Start [Hz]	Stop [Hz]	RBW [Hz]	Freq [Hz]	PwrAbs [dBm]	Δ Limit [dB]
30.000 M	688.000 M	100.00 k	524.554487 M	-53.51	-40.51
688.000 M	726.000 M	100.00 k	713.737400 M	23.04	-9.96
726.000 M	1.000 G	100.00 k	743.892200 M	-32.79	-19.79
1.000 G	20.000 G	1.00 M	1.427500 G	-45.35	-32.35

CONDUCTED SPURIOUS EMISSION

Date: 12.AUG.2020 21:28:11

10MHz

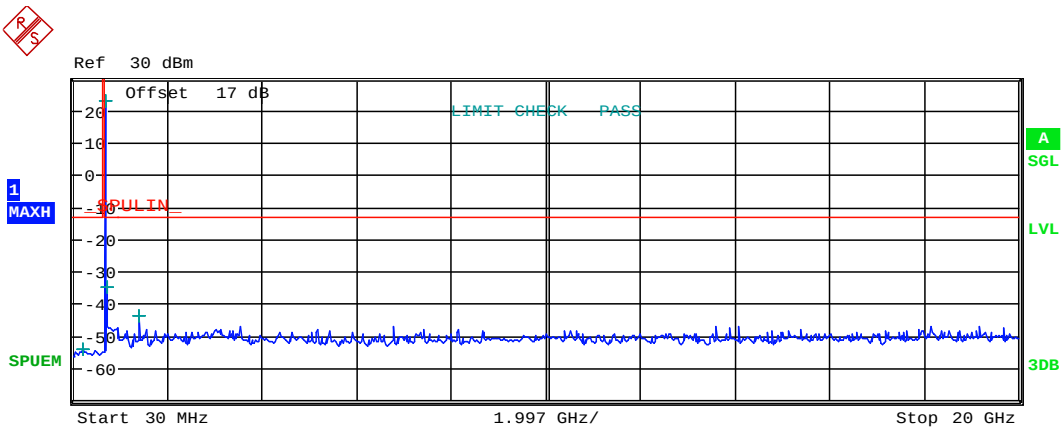

Start [Hz]	Stop [Hz]	RBW [Hz]	Freq [Hz]	PwrAbs [dBm]	Δ Limit [dB]
30.000 M	688.000 M	100.00 k	218.753205 M	-54.35	-41.35
688.000 M	726.000 M	100.00 k	704.036000 M	22.60	-10.40
726.000 M	1.000 G	100.00 k	731.543933 M	-35.09	-22.09
1.000 G	20.000 G	1.00 M	1.407867 G	-43.72	-30.72

CONDUCTED SPURIOUS EMISSION

Date: 12.AUG.2020 21:31:29

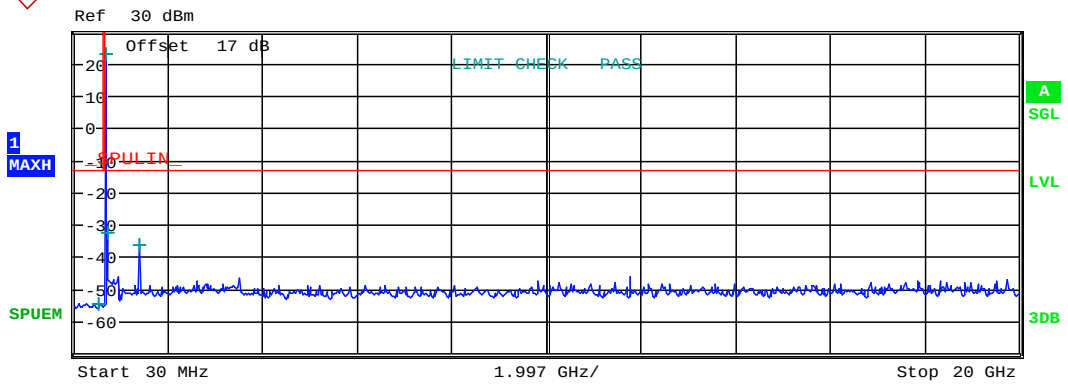

Start [Hz]	Stop [Hz]	RBW [Hz]	Freq [Hz]	PwrAbs [dBm]	Δ Limit [dB]
30.000 M	688.000 M	100.00 k	557.243590 M	-54.66	-41.66
688.000 M	726.000 M	100.00 k	707.573800 M	22.77	-10.23
726.000 M	1.000 G	100.00 k	734.895867 M	-32.56	-19.56
1.000 G	20.000 G	1.00 M	1.414833 G	-36.64	-23.64

CONDUCTED SPURIOUS EMISSION

Date: 12.AUG.2020 21:33:58

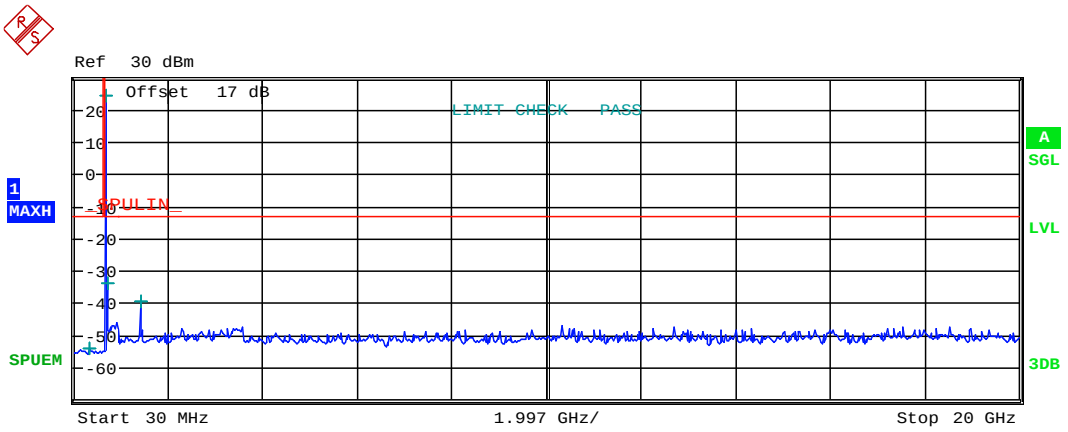

Start [Hz]	Stop [Hz]	RBW [Hz]	Freq [Hz]	PwrAbs [dBm]	Δ Limit [dB]
30.000 M	688.000 M	100.00 k	342.128205 M	-54.46	-41.46
688.000 M	726.000 M	100.00 k	711.107800 M	24.28	-8.72
726.000 M	1.000 G	100.00 k	741.818933 M	-34.25	-21.25
1.000 G	20.000 G	1.00 M	1.422433 G	-39.65	-26.65

CONDUCTED SPURIOUS EMISSION

Date: 12.AUG.2020 21:34:22

Report Number: *W6M22103-20740-P-247-R*
FCC ID: GX9CHMG

Band V
16QAM
1.4MHz

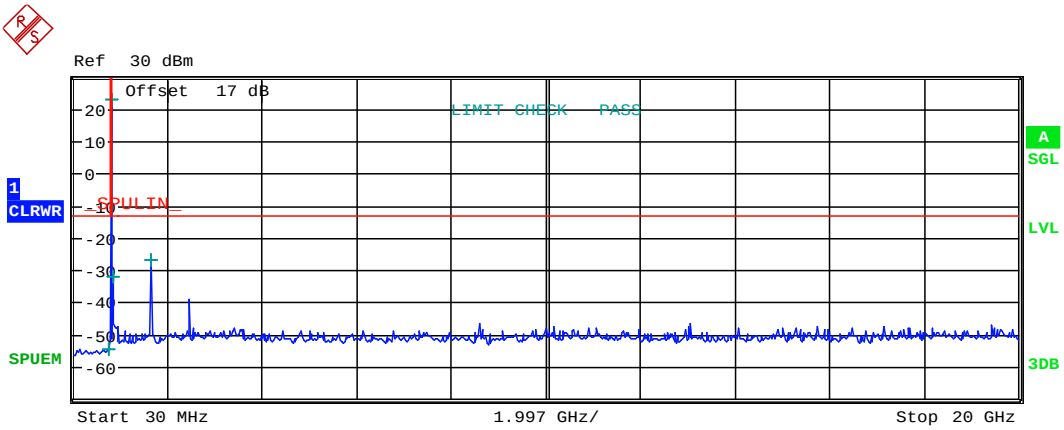

Start [Hz]	Stop [Hz]	RBW [Hz]	Freq [Hz]	PwrAbs [dBm]	Δ Limit [dB]
30.000 M	814.000 M	100.00 k	757.461538 M	-54.59	-41.59
814.000 M	859.000 M	100.00 k	824.800000 M	22.88	-10.12
859.000 M	1.000 G	100.00 k	869.255400 M	-32.30	-19.30
1.000 G	20.000 G	1.00 M	1.649167 G	-26.96	-13.96

CONDUCTED SPURIOUS EMISSION

Date: 11.AUG.2020 21:11:34

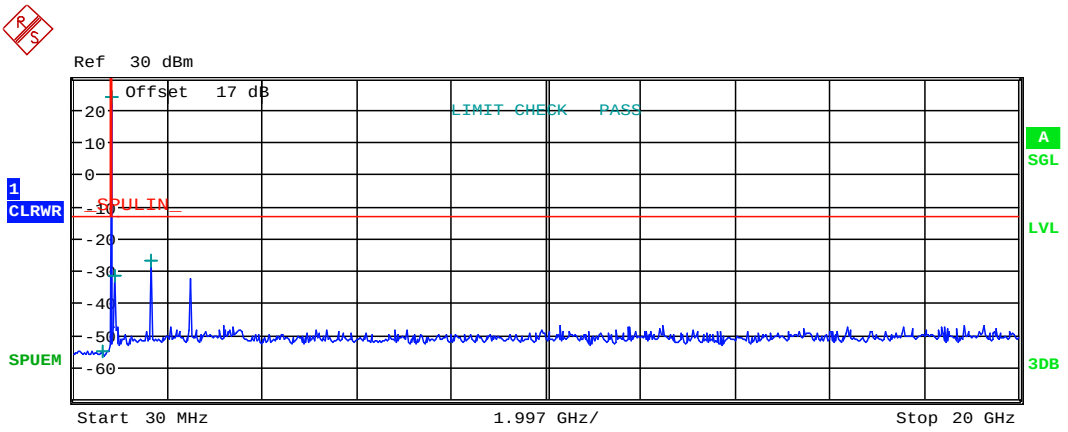

Start [Hz]	Stop [Hz]	RBW [Hz]	Freq [Hz]	PwrAbs [dBm]	Δ Limit [dB]
30.000 M	814.000 M	100.00 k	646.897436 M	-55.23	-42.23
814.000 M	859.000 M	100.00 k	836.608000 M	23.50	-9.50
859.000 M	1.000 G	100.00 k	881.348500 M	-31.71	-18.71
1.000 G	20.000 G	1.00 M	1.673233 G	-26.91	-13.91

CONDUCTED SPURIOUS EMISSION

Date: 11.AUG.2020 21:12:01

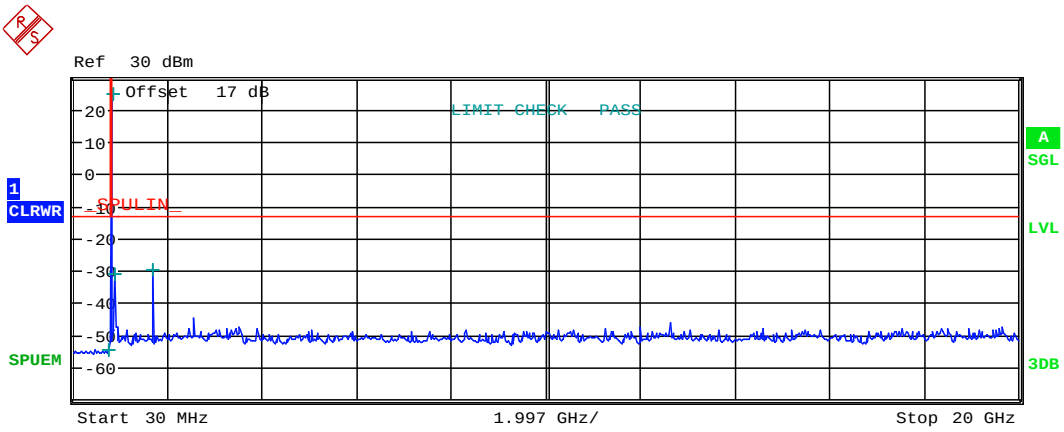

Start [Hz]	Stop [Hz]	RBW [Hz]	Freq [Hz]	PwrAbs [dBm]	Δ Limit [dB]
30.000 M	814.000 M	100.00 k	762.487179 M	-54.59	-41.59
814.000 M	859.000 M	100.00 k	848.375500 M	24.72	-8.28
859.000 M	1.000 G	100.00 k	893.122000 M	-31.13	-18.13
1.000 G	20.000 G	1.00 M	1.696033 G	-29.76	-16.76

CONDUCTED SPURIOUS EMISSION

Date: 11.AUG.2020 21:12:33

3MHz

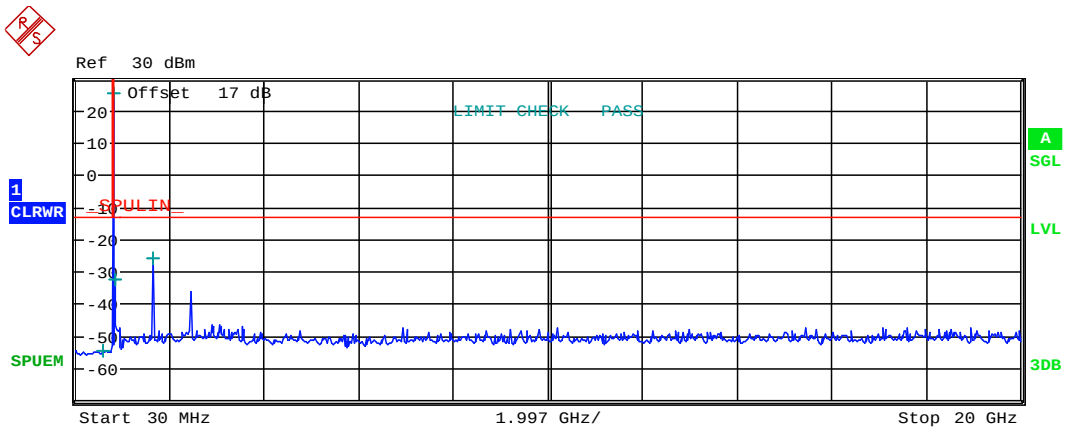

Start [Hz]	Stop [Hz]	RBW [Hz]	Freq [Hz]	PwrAbs [dBm]	Δ Limit [dB]
30.000 M	814.000 M	100.00 k	602.923077 M	-54.89	-41.89
814.000 M	859.000 M	100.00 k	825.682000 M	24.92	-8.08
859.000 M	1.000 G	100.00 k	871.765200 M	-32.80	-19.80
1.000 G	20.000 G	1.00 M	1.651067 G	-26.07	-13.07

CONDUCTED SPURIOUS EMISSION

Date: 11.AUG.2020 21:18:37

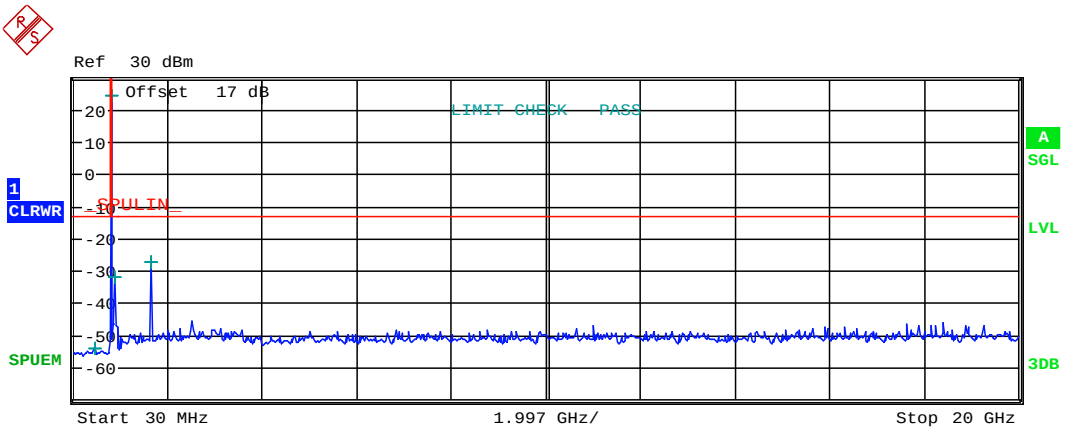

Start [Hz]	Stop [Hz]	RBW [Hz]	Freq [Hz]	PwrAbs [dBm]	Δ Limit [dB]
30.000 M	814.000 M	100.00 k	467.230769 M	-54.49	-41.49
814.000 M	859.000 M	100.00 k	836.680000 M	24.05	-8.95
859.000 M	1.000 G	100.00 k	882.147500 M	-32.43	-19.43
1.000 G	20.000 G	1.00 M	1.673233 G	-27.66	-14.66

CONDUCTED SPURIOUS EMISSION

Date: 11.AUG.2020 21:19:03

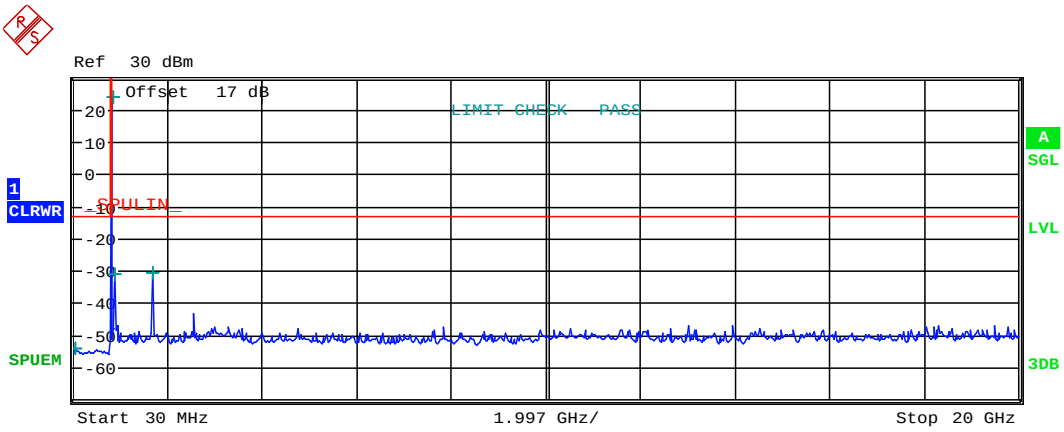

Start [Hz]	Stop [Hz]	RBW [Hz]	Freq [Hz]	PwrAbs [dBm]	Δ Limit [dB]
30.000 M	814.000 M	100.00 k	65.179487 M	-54.50	-41.50
814.000 M	859.000 M	100.00 k	847.687000 M	23.59	-9.41
859.000 M	1.000 G	100.00 k	892.285400 M	-31.27	-18.27
1.000 G	20.000 G	1.00 M	1.695400 G	-30.67	-17.67

CONDUCTED SPURIOUS EMISSION

Date: 11.AUG.2020 21:19:22

5MHz

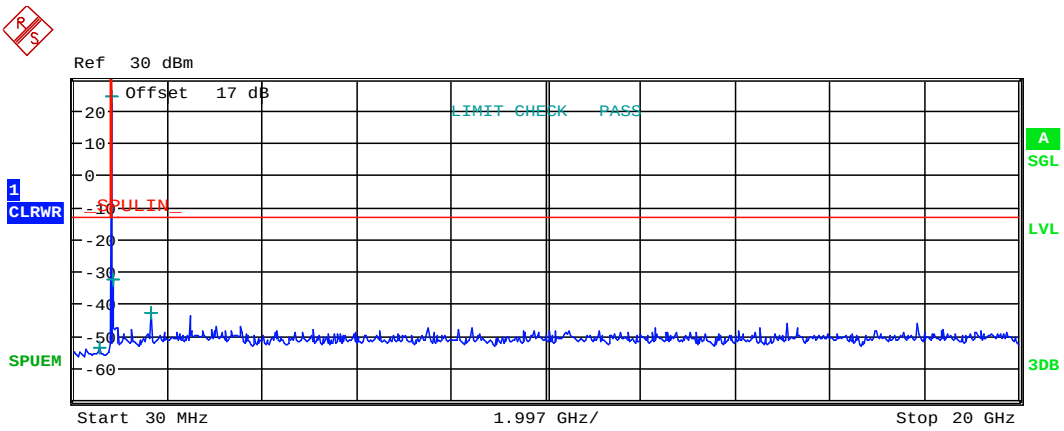

Start [Hz]	Stop [Hz]	RBW [Hz]	Freq [Hz]	PwrAbs [dBm]	Δ Limit [dB]
30.000 M	814.000 M	100.00 k	560.205128 M	-53.75	-40.75
814.000 M	859.000 M	100.00 k	826.654000 M	23.96	-9.04
859.000 M	1.000 G	100.00 k	869.589100 M	-32.51	-19.51
1.000 G	20.000 G	1.00 M	1.654233 G	-42.88	-29.88

CONDUCTED SPURIOUS EMISSION

Date: 11.AUG.2020 21:21:31

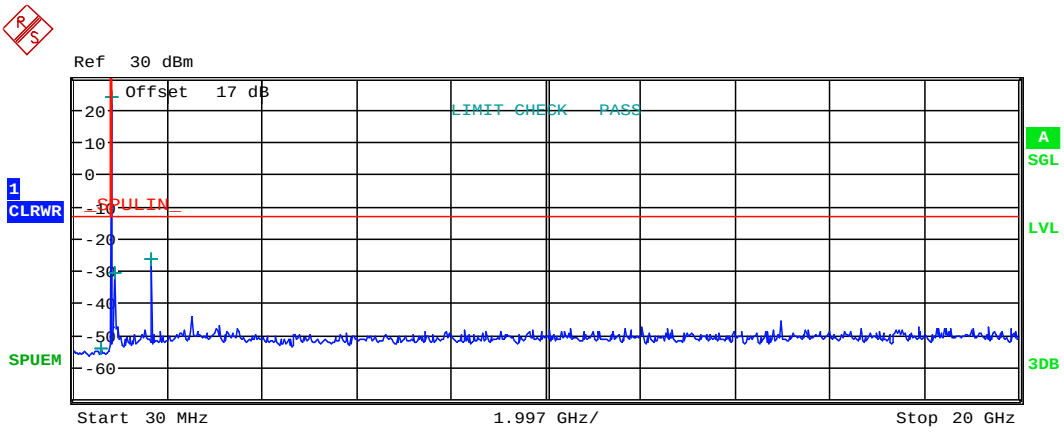

Start [Hz]	Stop [Hz]	RBW [Hz]	Freq [Hz]	PwrAbs [dBm]	Δ Limit [dB]
30.000 M	814.000 M	100.00 k	614.230769 M	-54.35	-41.35
814.000 M	859.000 M	100.00 k	836.617000 M	23.80	-9.20
859.000 M	1.000 G	100.00 k	880.573000 M	-30.88	-17.88
1.000 G	20.000 G	1.00 M	1.673233 G	-26.56	-13.56

CONDUCTED SPURIOUS EMISSION

Date: 11.AUG.2020 21:21:59

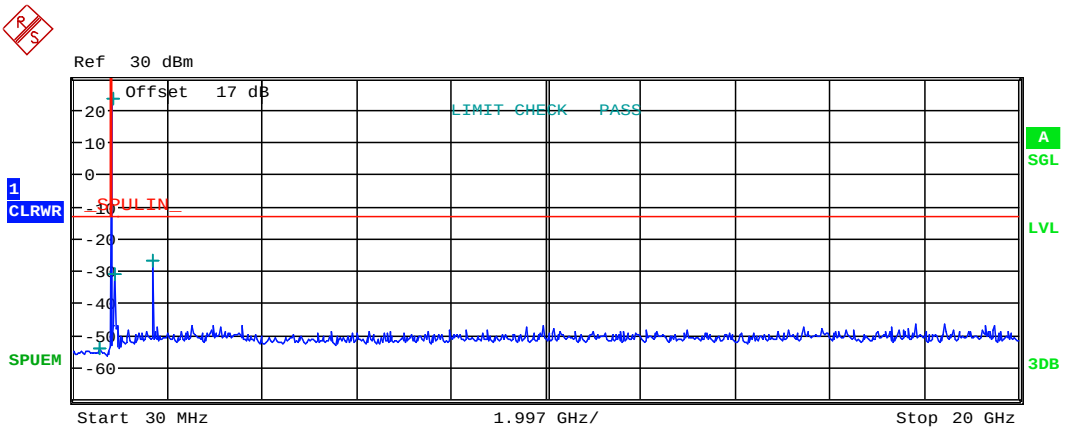

Start [Hz]	Stop [Hz]	RBW [Hz]	Freq [Hz]	PwrAbs [dBm]	Δ Limit [dB]
30.000 M	814.000 M	100.00 k	558.948718 M	-54.31	-41.31
814.000 M	859.000 M	100.00 k	846.643000 M	23.37	-9.63
859.000 M	1.000 G	100.00 k	893.535600 M	-31.41	-18.41
1.000 G	20.000 G	1.00 M	1.692867 G	-26.88	-13.88

CONDUCTED SPURIOUS EMISSION

Date: 11.AUG.2020 21:22:28

10MHz

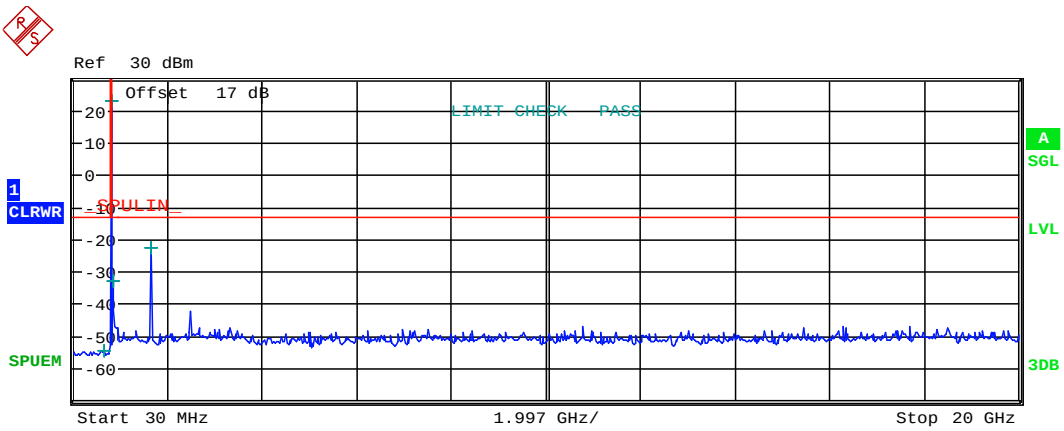

Start [Hz]	Stop [Hz]	RBW [Hz]	Freq [Hz]	PwrAbs [dBm]	Δ Limit [dB]
30.000 M	814.000 M	100.00 k	660.717949 M	-54.71	-41.71
814.000 M	859.000 M	100.00 k	828.989500 M	22.54	-10.46
859.000 M	1.000 G	100.00 k	875.680300 M	-33.35	-20.35
1.000 G	20.000 G	1.00 M	1.658033 G	-22.70	-9.70

CONDUCTED SPURIOUS EMISSION

Date: 11.AUG.2020 21:27:33

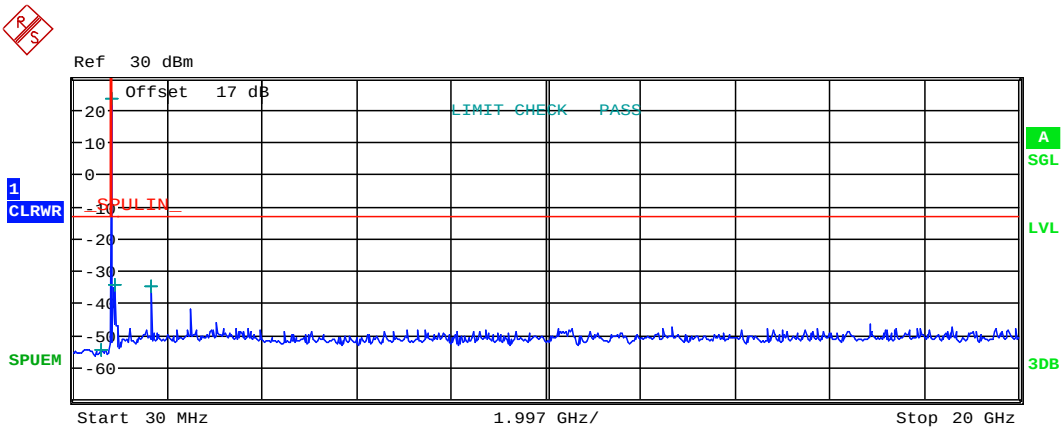

Start [Hz]	Stop [Hz]	RBW [Hz]	Freq [Hz]	PwrAbs [dBm]	Δ Limit [dB]
30.000 M	814.000 M	100.00 k	614.230769 M	-54.66	-41.66
814.000 M	859.000 M	100.00 k	836.585500 M	23.05	-9.95
859.000 M	1.000 G	100.00 k	880.845600 M	-34.49	-21.49
1.000 G	20.000 G	1.00 M	1.673233 G	-34.99	-21.99

CONDUCTED SPURIOUS EMISSION

Date: 11.AUG.2020 21:27:49

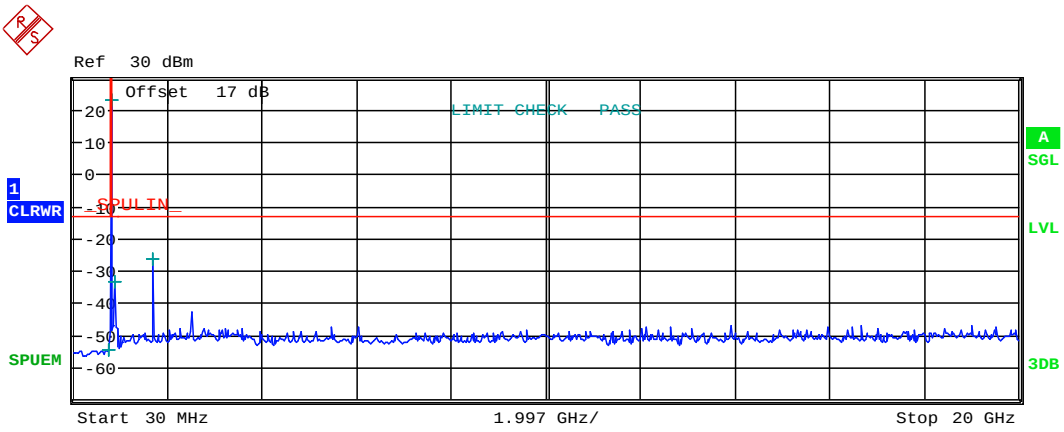

Start [Hz]	Stop [Hz]	RBW [Hz]	Freq [Hz]	PwrAbs [dBm]	Δ Limit [dB]
30.000 M	814.000 M	100.00 k	753.692308 M	-54.72	-41.72
814.000 M	859.000 M	100.00 k	844.109500 M	22.87	-10.13
859.000 M	1.000 G	100.00 k	884.638500 M	-33.57	-20.57
1.000 G	20.000 G	1.00 M	1.687800 G	-26.46	-13.46

CONDUCTED SPURIOUS EMISSION

Date: 11.AUG.2020 21:28:09

QPSK

1.4MHz

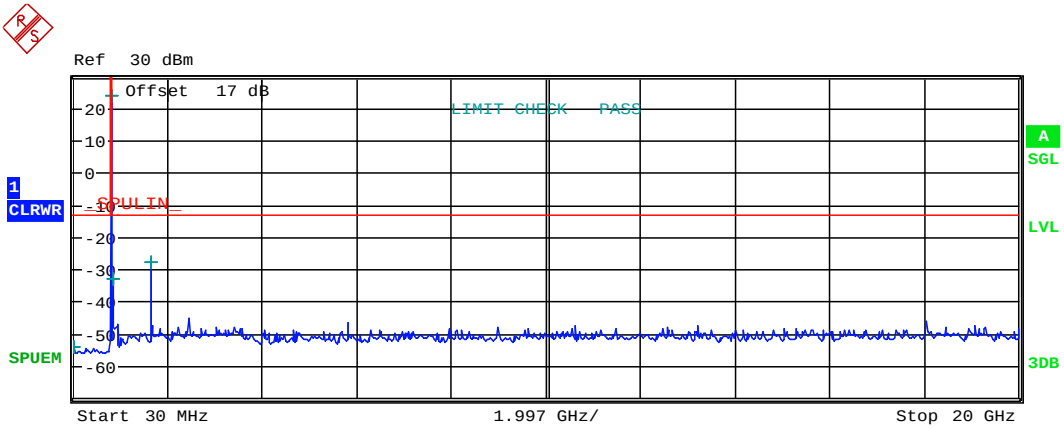

Start [Hz]	Stop [Hz]	RBW [Hz]	Freq [Hz]	PwrAbs [dBm]	Δ Limit [dB]
30.000 M	814.000 M	100.00 k	31.256410 M	-54.36	-41.36
814.000 M	859.000 M	100.00 k	824.813500 M	23.48	-9.52
859.000 M	1.000 G	100.00 k	869.753600 M	-32.94	-19.94
1.000 G	20.000 G	1.00 M	1.649167 G	-27.99	-14.99

CONDUCTED SPURIOUS EMISSION

Date: 11.AUG.2020 21:15:54

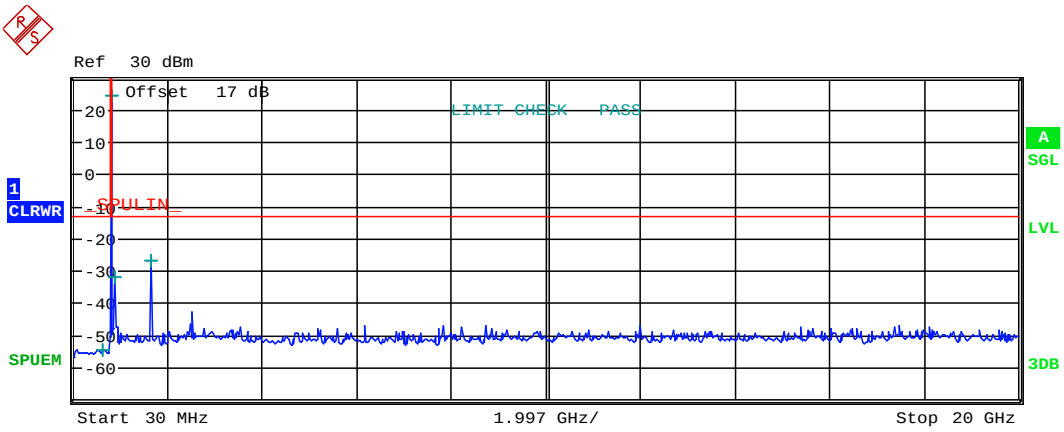

Start [Hz]	Stop [Hz]	RBW [Hz]	Freq [Hz]	PwrAbs [dBm]	Δ Limit [dB]
30.000 M	814.000 M	100.00 k	653.179487 M	-54.77	-41.77
814.000 M	859.000 M	100.00 k	836.626000 M	24.15	-8.85
859.000 M	1.000 G	100.00 k	881.038300 M	-32.15	-19.15
1.000 G	20.000 G	1.00 M	1.673233 G	-26.82	-13.82

CONDUCTED SPURIOUS EMISSION

Date: 11.AUG.2020 21:14:56

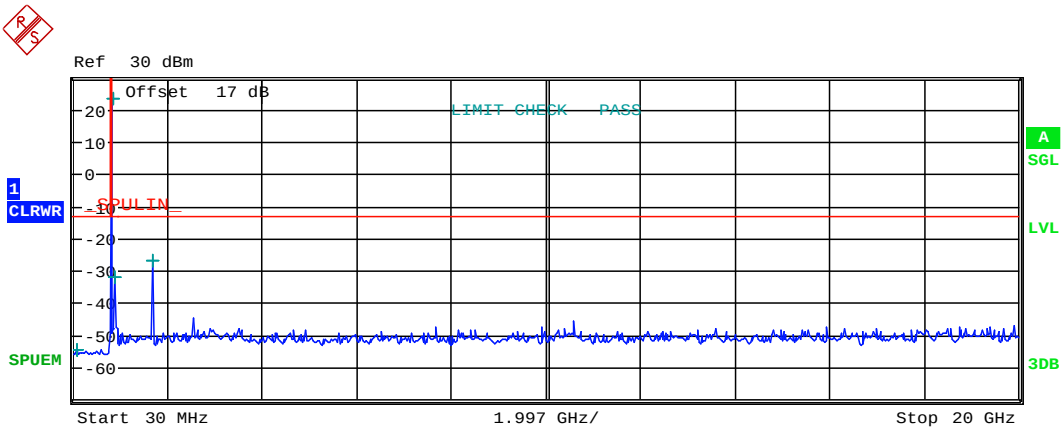

Start [Hz]	Stop [Hz]	RBW [Hz]	Freq [Hz]	PwrAbs [dBm]	Δ Limit [dB]
30.000 M	814.000 M	100.00 k	87.794872 M	-54.83	-41.83
814.000 M	859.000 M	100.00 k	848.326000 M	23.04	-9.96
859.000 M	1.000 G	100.00 k	893.695400 M	-32.22	-19.22
1.000 G	20.000 G	1.00 M	1.696667 G	-27.00	-14.00

CONDUCTED SPURIOUS EMISSION

Date: 11.AUG.2020 21:12:55

3MHz

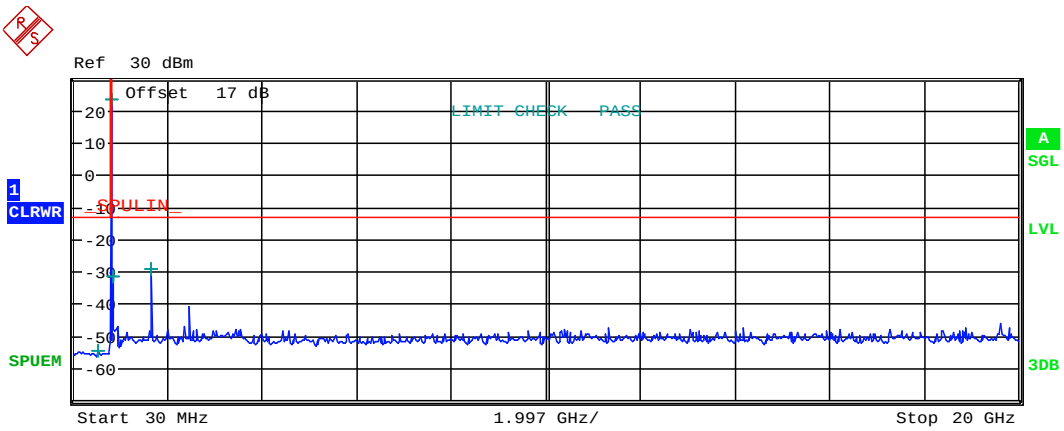

Start [Hz]	Stop [Hz]	RBW [Hz]	Freq [Hz]	PwrAbs [dBm]	Δ Limit [dB]
30.000 M	814.000 M	100.00 k	531.307692 M	-54.67	-41.67
814.000 M	859.000 M	100.00 k	825.677500 M	23.40	-9.60
859.000 M	1.000 G	100.00 k	871.506700 M	-31.69	-18.69
1.000 G	20.000 G	1.00 M	1.651067 G	-29.56	-16.56

CONDUCTED SPURIOUS EMISSION

Date: 11.AUG.2020 21:20:32

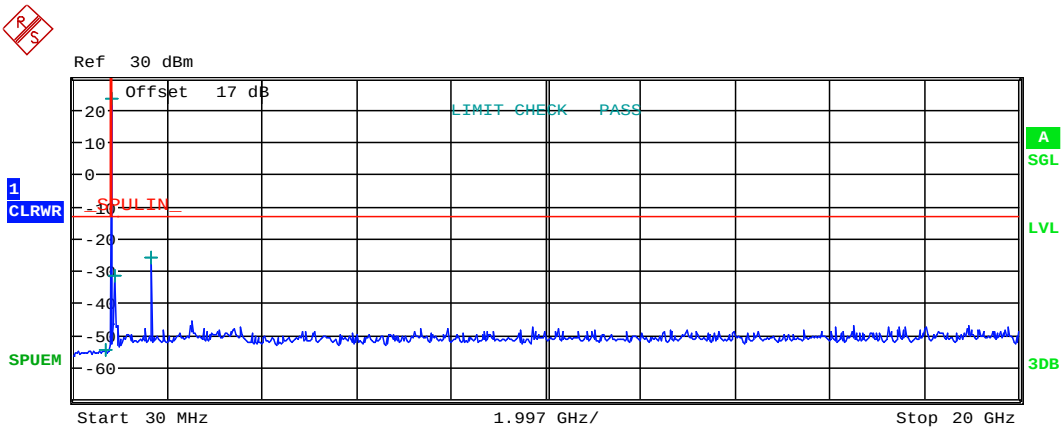

Start [Hz]	Stop [Hz]	RBW [Hz]	Freq [Hz]	PwrAbs [dBm]	Δ Limit [dB]
30.000 M	814.000 M	100.00 k	709.717949 M	-54.71	-41.71
814.000 M	859.000 M	100.00 k	836.770000 M	23.37	-9.63
859.000 M	1.000 G	100.00 k	881.893700 M	-31.64	-18.64
1.000 G	20.000 G	1.00 M	1.673233 G	-25.91	-12.91

CONDUCTED SPURIOUS EMISSION

Date: 11.AUG.2020 21:20:03

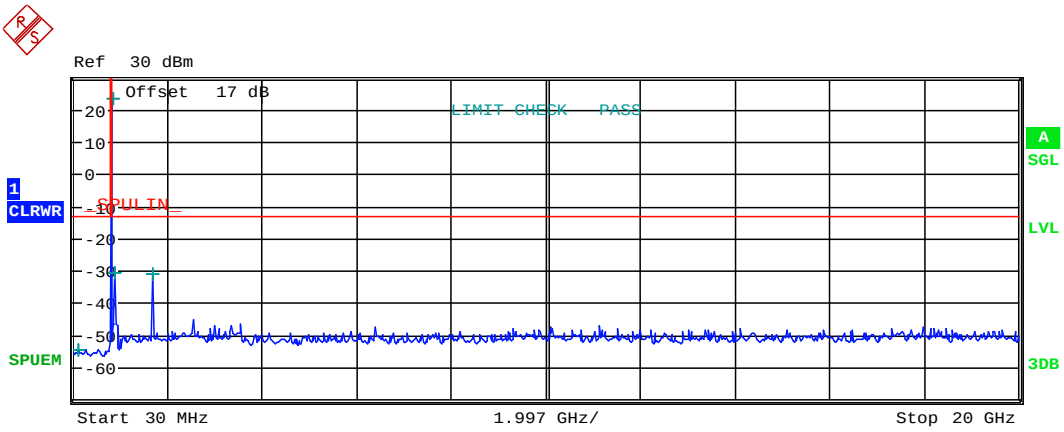

Start [Hz]	Stop [Hz]	RBW [Hz]	Freq [Hz]	PwrAbs [dBm]	Δ Limit [dB]
30.000 M	814.000 M	100.00 k	134.282051 M	-54.69	-41.69
814.000 M	859.000 M	100.00 k	847.691500 M	23.20	-9.80
859.000 M	1.000 G	100.00 k	892.670800 M	-30.86	-17.86
1.000 G	20.000 G	1.00 M	1.695400 G	-31.40	-18.40

CONDUCTED SPURIOUS EMISSION

Date: 11.AUG.2020 21:19:44

5MHz

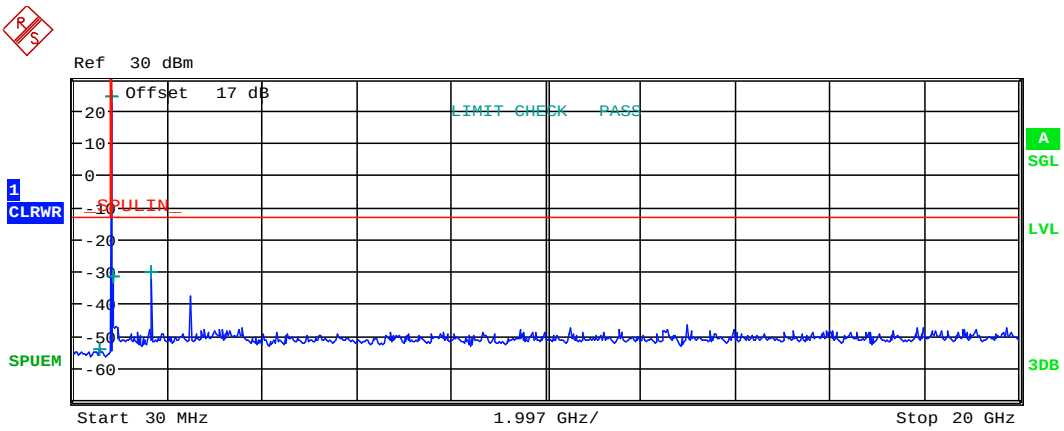

Start [Hz]	Stop [Hz]	RBW [Hz]	Freq [Hz]	PwrAbs [dBm]	Δ Limit [dB]
30.000 M	814.000 M	100.00 k	577.794872 M	-54.48	-41.48
814.000 M	859.000 M	100.00 k	826.703500 M	24.09	-8.91
859.000 M	1.000 G	100.00 k	870.576100 M	-31.97	-18.97
1.000 G	20.000 G	1.00 M	1.652333 G	-30.17	-17.17

CONDUCTED SPURIOUS EMISSION

Date: 11.AUG.2020 21:24:55

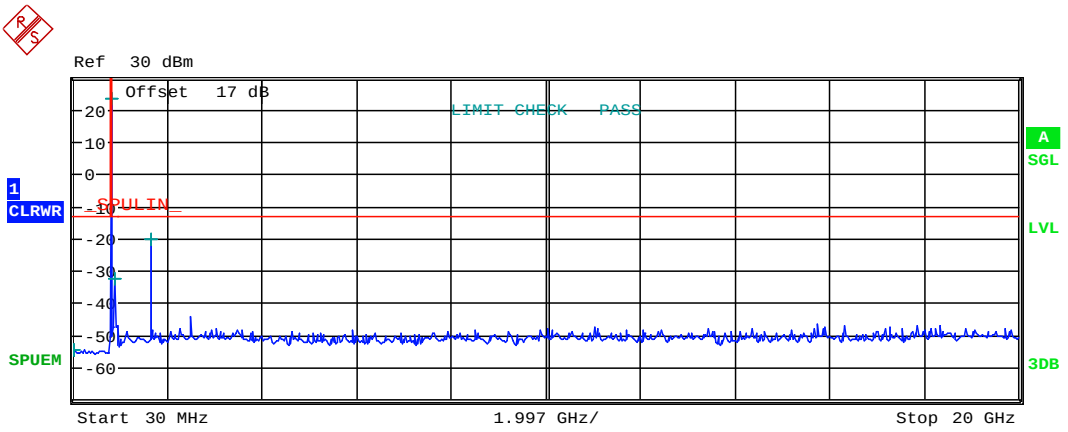

Start [Hz]	Stop [Hz]	RBW [Hz]	Freq [Hz]	PwrAbs [dBm]	Δ Limit [dB]
30.000 M	814.000 M	100.00 k	36.282051 M	-54.58	-41.58
814.000 M	859.000 M	100.00 k	836.693500 M	23.03	-9.97
859.000 M	1.000 G	100.00 k	881.879600 M	-32.45	-19.45
1.000 G	20.000 G	1.00 M	1.672600 G	-20.43	-7.43

CONDUCTED SPURIOUS EMISSION

Date: 11.AUG.2020 21:24:26

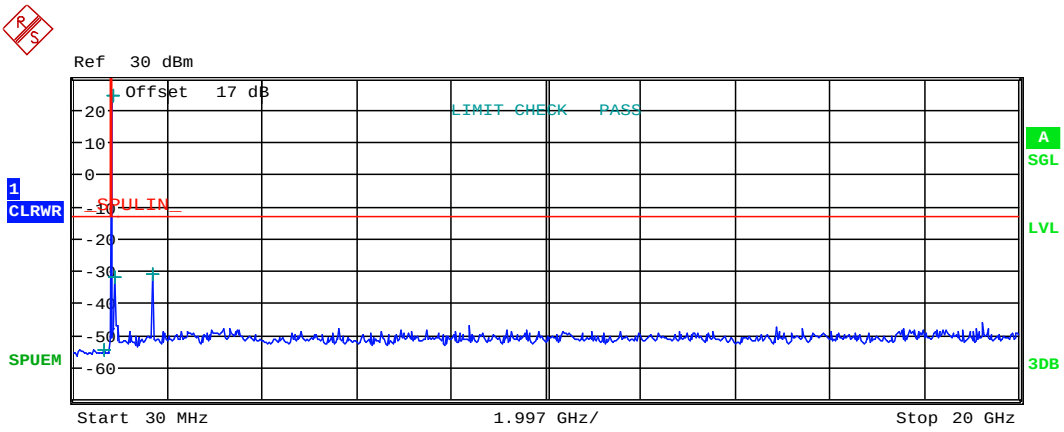

Start [Hz]	Stop [Hz]	RBW [Hz]	Freq [Hz]	PwrAbs [dBm]	Δ Limit [dB]
30.000 M	814.000 M	100.00 k	683.333333 M	-54.73	-41.73
814.000 M	859.000 M	100.00 k	846.706000 M	24.17	-8.83
859.000 M	1.000 G	100.00 k	890.833100 M	-32.39	-19.39
1.000 G	20.000 G	1.00 M	1.693500 G	-31.25	-18.25

CONDUCTED SPURIOUS EMISSION

Date: 11.AUG.2020 21:23:43

10MHz

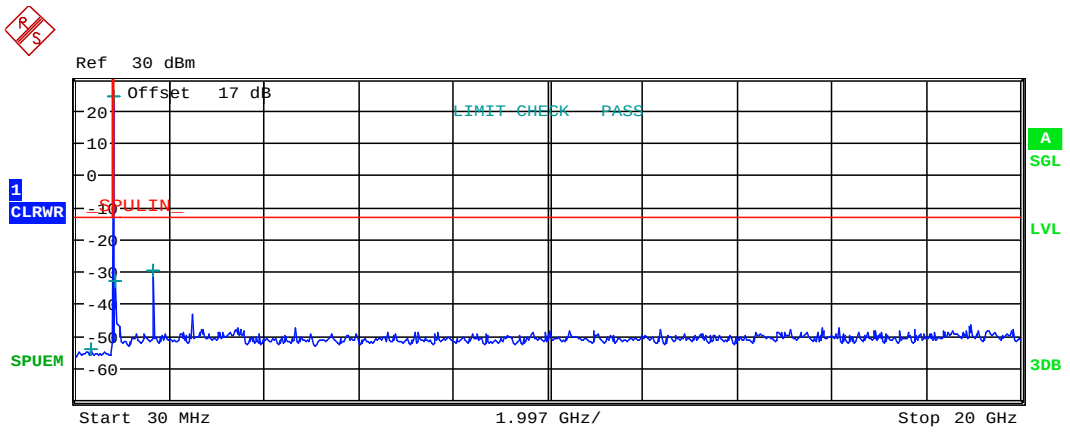

Start [Hz]	Stop [Hz]	RBW [Hz]	Freq [Hz]	PwrAbs [dBm]	Δ Limit [dB]
30.000 M	814.000 M	100.00 k	345.358974 M	-54.44	-41.44
814.000 M	859.000 M	100.00 k	829.097500 M	24.12	-8.88
859.000 M	1.000 G	100.00 k	870.876900 M	-33.00	-20.00
1.000 G	20.000 G	1.00 M	1.657400 G	-29.78	-16.78

CONDUCTED SPURIOUS EMISSION

Date: 11.AUG.2020 21:31:19

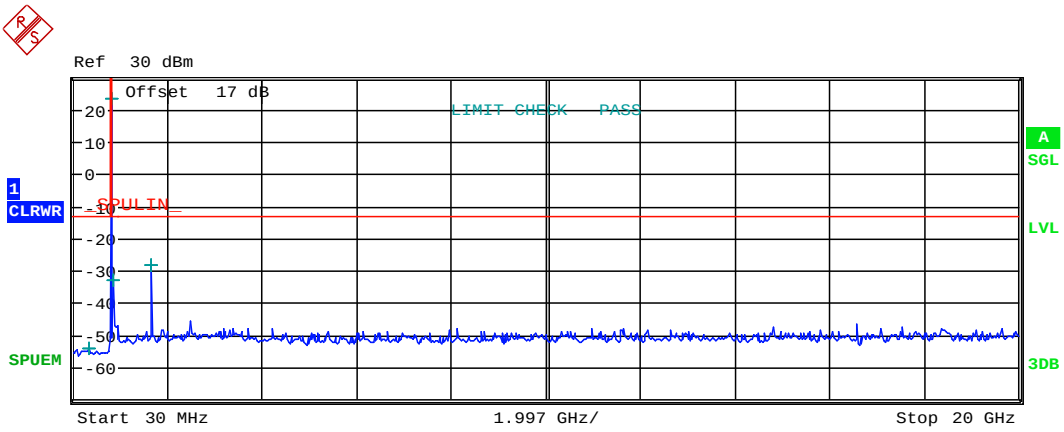

Start [Hz]	Stop [Hz]	RBW [Hz]	Freq [Hz]	PwrAbs [dBm]	Δ Limit [dB]
30.000 M	814.000 M	100.00 k	356.666667 M	-54.50	-41.50
814.000 M	859.000 M	100.00 k	836.635000 M	23.29	-9.71
859.000 M	1.000 G	100.00 k	877.048000 M	-33.07	-20.07
1.000 G	20.000 G	1.00 M	1.672600 G	-28.38	-15.38

CONDUCTED SPURIOUS EMISSION

Date: 11.AUG.2020 21:30:39

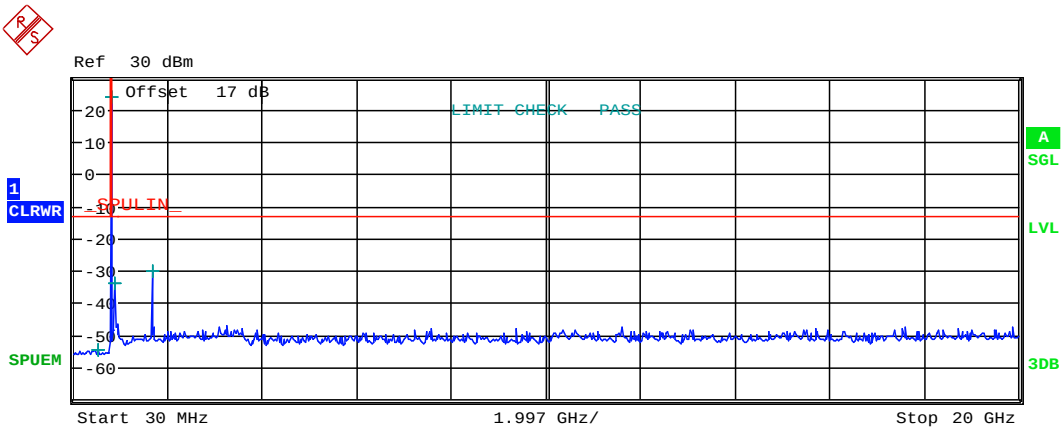

Start [Hz]	Stop [Hz]	RBW [Hz]	Freq [Hz]	PwrAbs [dBm]	Δ Limit [dB]
30.000 M	814.000 M	100.00 k	535.076923 M	-54.62	-41.62
814.000 M	859.000 M	100.00 k	844.069000 M	23.56	-9.44
859.000 M	1.000 G	100.00 k	885.108500 M	-34.23	-21.23
1.000 G	20.000 G	1.00 M	1.687800 G	-30.16	-17.16

CONDUCTED SPURIOUS EMISSION

Date: 11.AUG.2020 21:29:43

Report Number: *W6M22103-20740-P-247-R*
FCC ID: GX9CHMG

Band XII
16QAM
1.4MHz

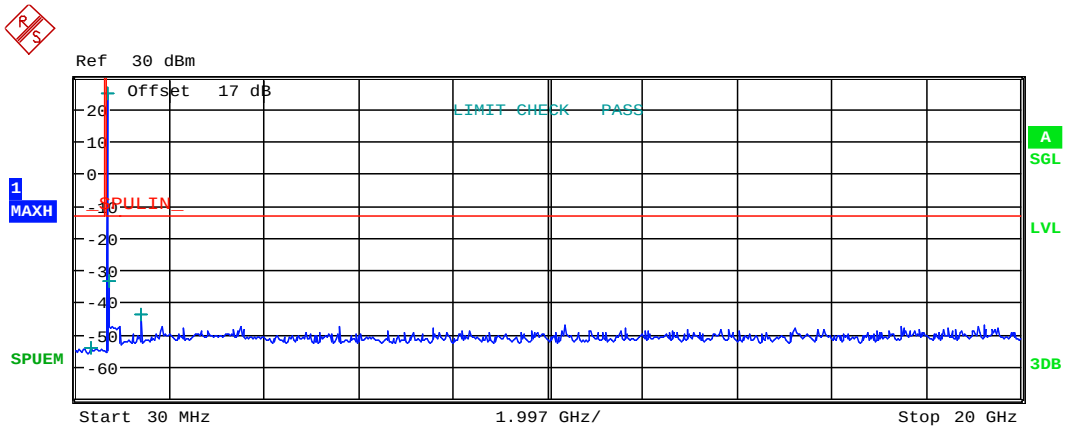

Start [Hz]	Stop [Hz]	RBW [Hz]	Freq [Hz]	PwrAbs [dBm]	Δ Limit [dB]
30.000 M	688.000 M	100.00 k	334.746795 M	-54.07	-41.07
688.000 M	726.000 M	100.00 k	699.764800 M	24.50	-8.50
726.000 M	1.000 G	100.00 k	729.909067 M	-33.50	-20.50
1.000 G	20.000 G	1.00 M	1.399000 G	-44.08	-31.08

CONDUCTED SPURIOUS EMISSION

Date: 12.AUG.2020 21:18:11

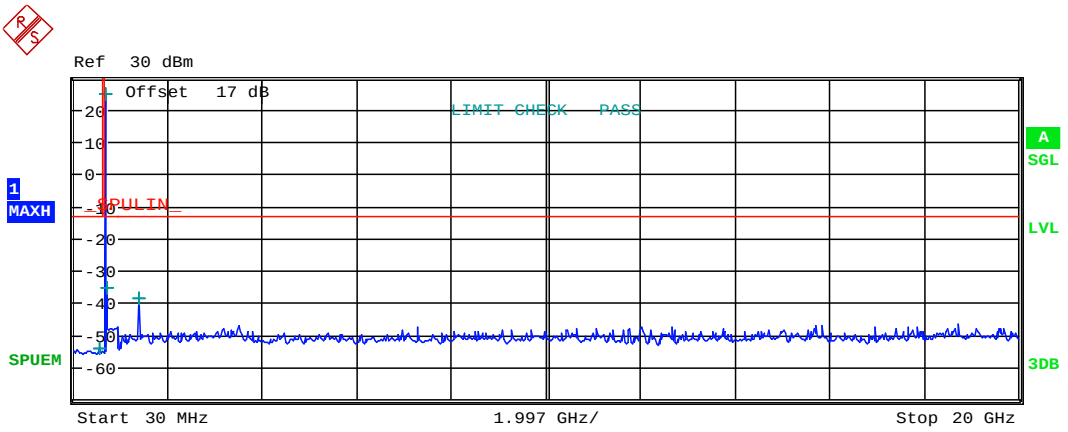

Start [Hz]	Stop [Hz]	RBW [Hz]	Freq [Hz]	PwrAbs [dBm]	Δ Limit [dB]
30.000 M	688.000 M	100.00 k	588.878205 M	-54.35	-41.35
688.000 M	726.000 M	100.00 k	707.611800 M	24.45	-8.55
726.000 M	1.000 G	100.00 k	737.763733 M	-35.39	-22.39
1.000 G	20.000 G	1.00 M	1.414200 G	-38.65	-25.65

CONDUCTED SPURIOUS EMISSION

Date: 12.AUG.2020 21:18:36

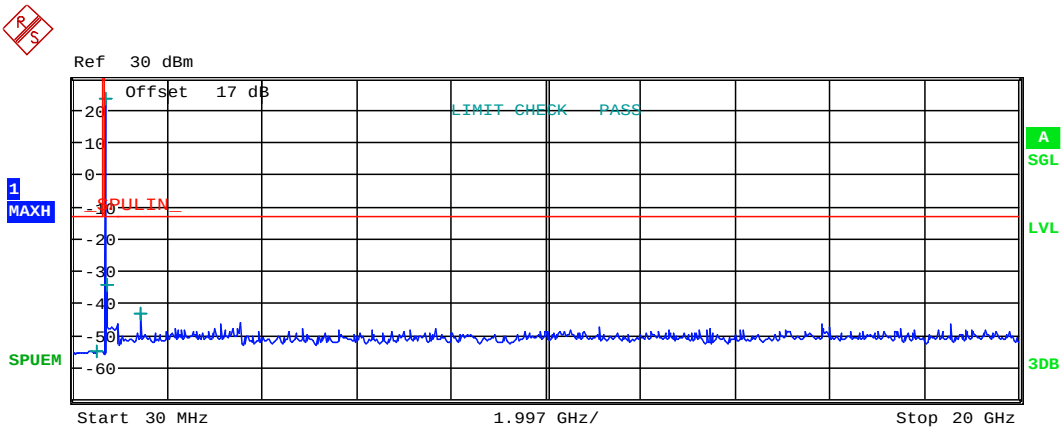

Start [Hz]	Stop [Hz]	RBW [Hz]	Freq [Hz]	PwrAbs [dBm]	Δ Limit [dB]
30.000 M	688.000 M	100.00 k	512.955128 M	-54.98	-41.98
688.000 M	726.000 M	100.00 k	715.348600 M	23.04	-9.96
726.000 M	1.000 G	100.00 k	744.933400 M	-34.49	-21.49
1.000 G	20.000 G	1.00 M	1.430667 G	-43.29	-30.29

CONDUCTED SPURIOUS EMISSION

Date: 12.AUG.2020 21:18:56

3MHz

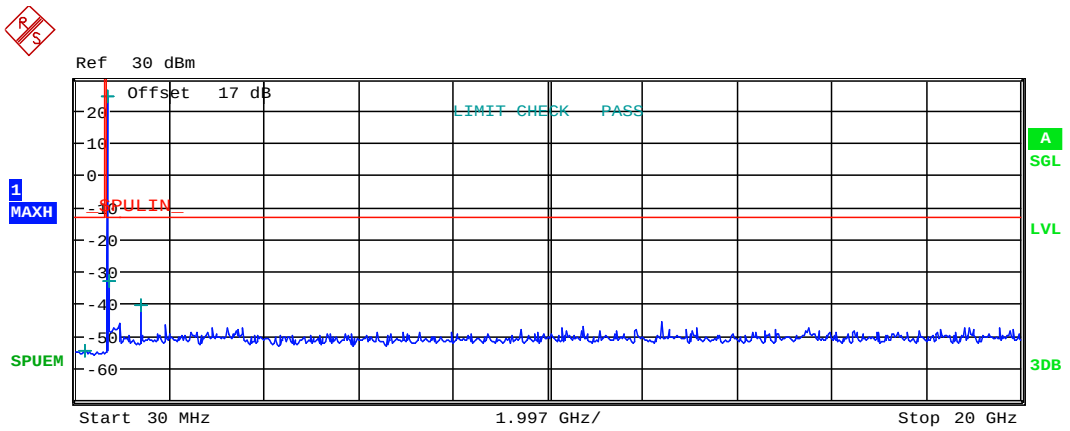

Start [Hz]	Stop [Hz]	RBW [Hz]	Freq [Hz]	PwrAbs [dBm]	Δ Limit [dB]
30.000 M	688.000 M	100.00 k	237.733974 M	-54.61	-41.61
688.000 M	726.000 M	100.00 k	700.718600 M	24.30	-8.70
726.000 M	1.000 G	100.00 k	730.849800 M	-32.97	-19.97
1.000 G	20.000 G	1.00 M	1.400900 G	-40.66	-27.66

CONDUCTED SPURIOUS EMISSION

Date: 12.AUG.2020 21:21:16

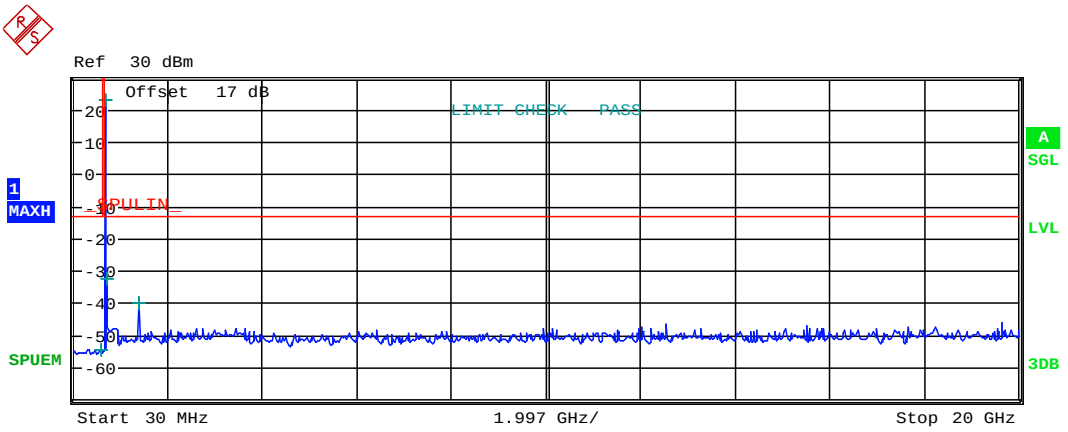

Start [Hz]	Stop [Hz]	RBW [Hz]	Freq [Hz]	PwrAbs [dBm]	Δ Limit [dB]
30.000 M	688.000 M	100.00 k	617.349359 M	-54.65	-41.65
688.000 M	726.000 M	100.00 k	707.744800 M	22.86	-10.14
726.000 M	1.000 G	100.00 k	738.412200 M	-32.62	-19.62
1.000 G	20.000 G	1.00 M	1.415467 G	-40.41	-27.41

CONDUCTED SPURIOUS EMISSION

Date: 12.AUG.2020 21:21:38

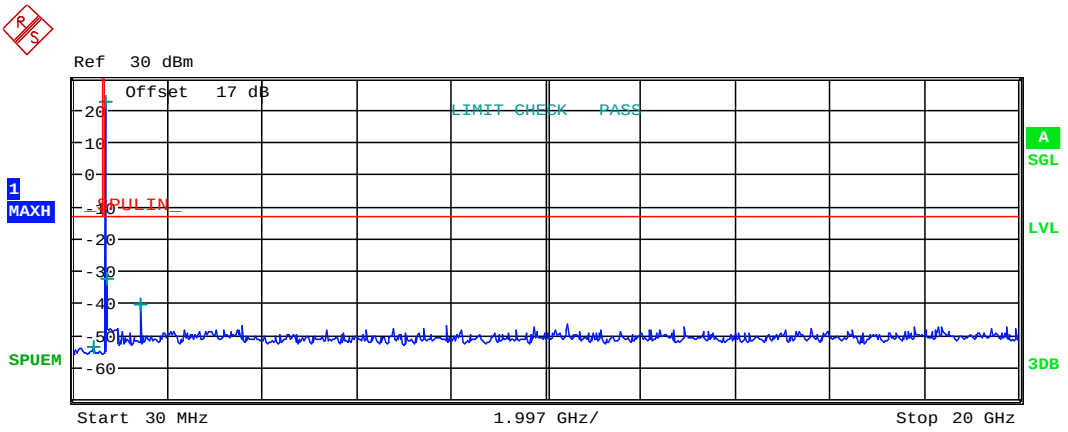

Start [Hz]	Stop [Hz]	RBW [Hz]	Freq [Hz]	PwrAbs [dBm]	Δ Limit [dB]
30.000 M	688.000 M	100.00 k	441.250000 M	-53.77	-40.77
688.000 M	726.000 M	100.00 k	714.660800 M	22.38	-10.62
726.000 M	1.000 G	100.00 k	745.225667 M	-32.49	-19.49
1.000 G	20.000 G	1.00 M	1.429400 G	-40.76	-27.76

CONDUCTED SPURIOUS EMISSION

Date: 12.AUG.2020 21:21:59

5MHz

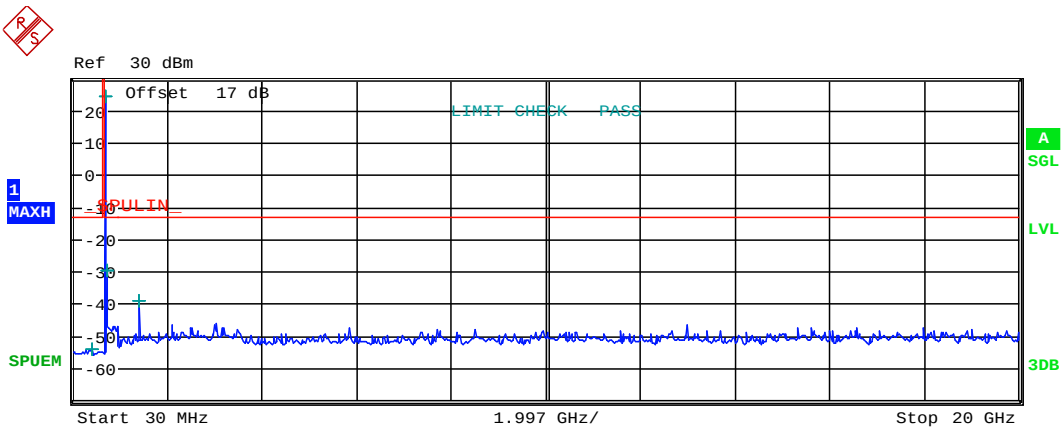

Start [Hz]	Stop [Hz]	RBW [Hz]	Freq [Hz]	PwrAbs [dBm]	Δ Limit [dB]
30.000 M	688.000 M	100.00 k	411.724359 M	-54.41	-41.41
688.000 M	726.000 M	100.00 k	701.657200 M	23.90	-9.10
726.000 M	1.000 G	100.00 k	730.466200 M	-29.72	-16.72
1.000 G	20.000 G	1.00 M	1.402800 G	-39.06	-26.06

CONDUCTED SPURIOUS EMISSION

Date: 12.AUG.2020 21:26:14

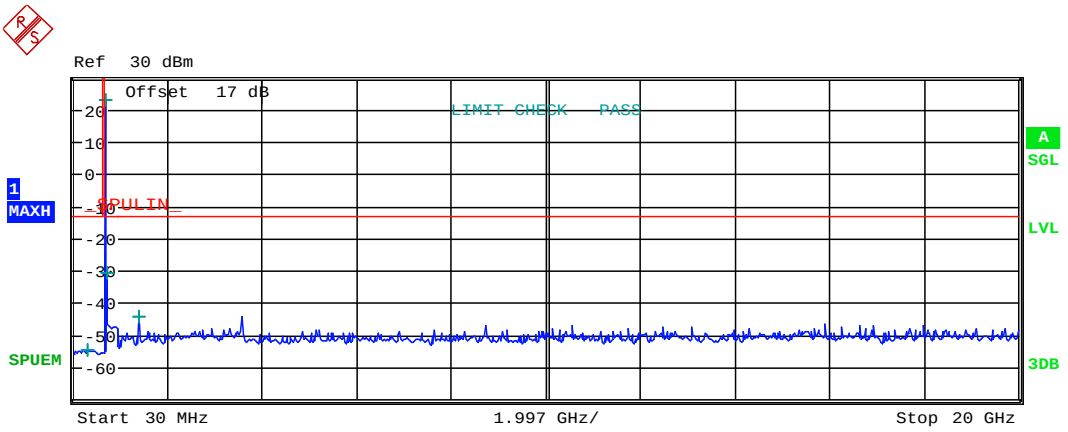

Start [Hz]	Stop [Hz]	RBW [Hz]	Freq [Hz]	PwrAbs [dBm]	Δ Limit [dB]
30.000 M	688.000 M	100.00 k	323.147436 M	-54.60	-41.60
688.000 M	726.000 M	100.00 k	707.661200 M	22.51	-10.49
726.000 M	1.000 G	100.00 k	736.868667 M	-30.69	-17.69
1.000 G	20.000 G	1.00 M	1.414833 G	-44.22	-31.22

CONDUCTED SPURIOUS EMISSION

Date: 12.AUG.2020 21:26:33

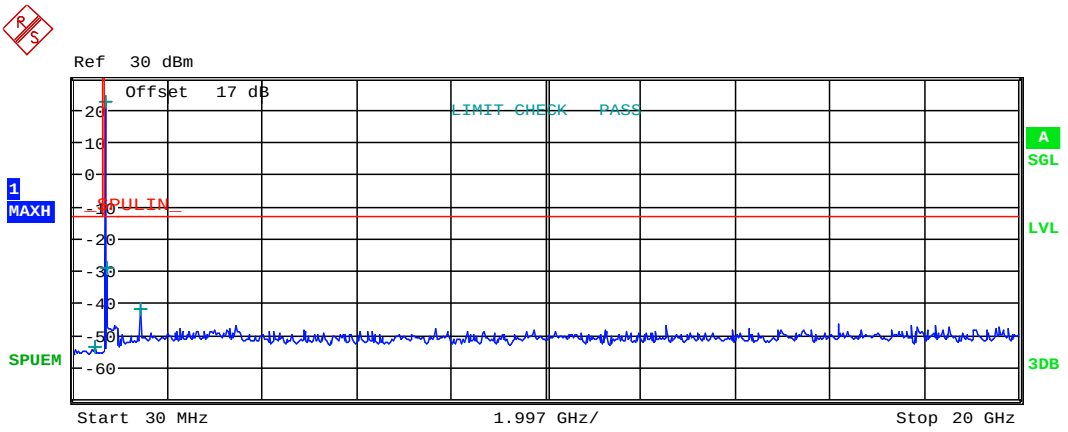

Start [Hz]	Stop [Hz]	RBW [Hz]	Freq [Hz]	PwrAbs [dBm]	Δ Limit [dB]
30.000 M	688.000 M	100.00 k	477.102564 M	-53.82	-40.82
688.000 M	726.000 M	100.00 k	713.726000 M	22.06	-10.94
726.000 M	1.000 G	100.00 k	741.645400 M	-29.43	-16.43
1.000 G	20.000 G	1.00 M	1.427500 G	-41.95	-28.95

CONDUCTED SPURIOUS EMISSION

Date: 12.AUG.2020 21:26:54

10MHz

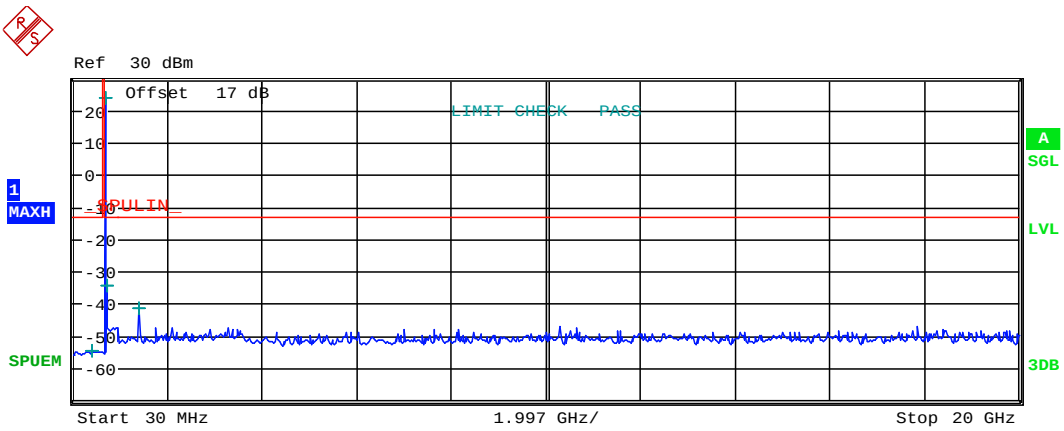

Start [Hz]	Stop [Hz]	RBW [Hz]	Freq [Hz]	PwrAbs [dBm]	Δ Limit [dB]
30.000 M	688.000 M	100.00 k	406.451923 M	-54.91	-41.91
688.000 M	726.000 M	100.00 k	704.115800 M	23.69	-9.31
726.000 M	1.000 G	100.00 k	735.736133 M	-34.60	-21.60
1.000 G	20.000 G	1.00 M	1.407233 G	-41.74	-28.74

CONDUCTED SPURIOUS EMISSION

Date: 12.AUG.2020 21:29:32

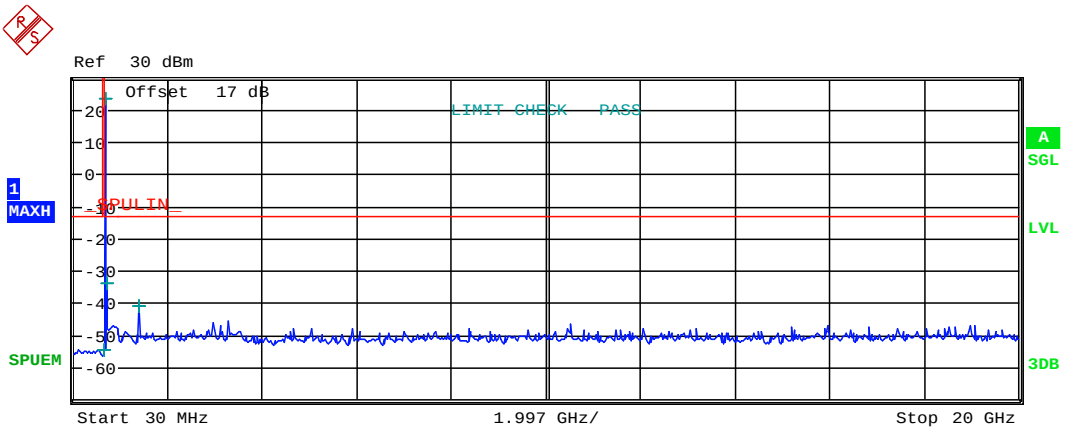

Start [Hz]	Stop [Hz]	RBW [Hz]	Freq [Hz]	PwrAbs [dBm]	Δ Limit [dB]
30.000 M	688.000 M	100.00 k	657.419872 M	-54.76	-41.76
688.000 M	726.000 M	100.00 k	707.653600 M	23.34	-9.66
726.000 M	1.000 G	100.00 k	738.878000 M	-34.25	-21.25
1.000 G	20.000 G	1.00 M	1.414833 G	-41.16	-28.16

CONDUCTED SPURIOUS EMISSION

Date: 12.AUG.2020 21:29:50

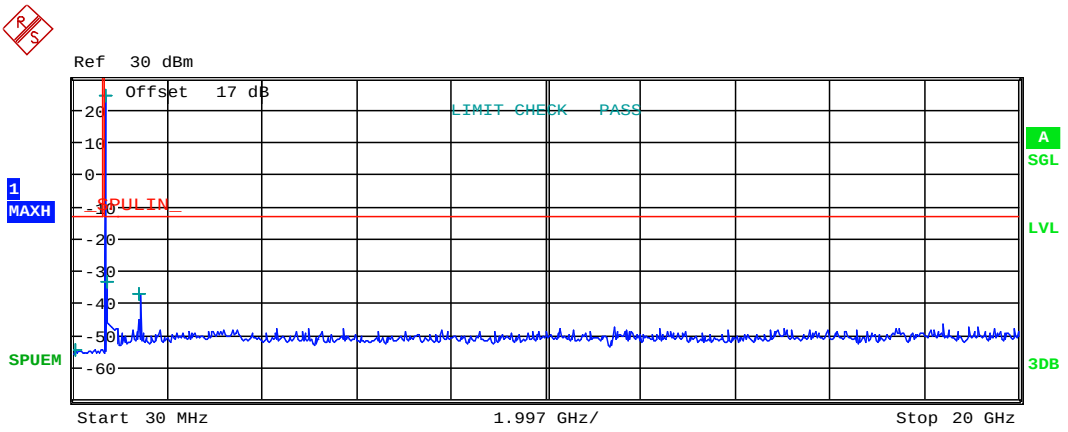

Start [Hz]	Stop [Hz]	RBW [Hz]	Freq [Hz]	PwrAbs [dBm]	Δ Limit [dB]
30.000 M	688.000 M	100.00 k	48.980769 M	-54.67	-41.67
688.000 M	726.000 M	100.00 k	711.119200 M	23.99	-9.01
726.000 M	1.000 G	100.00 k	736.859533 M	-33.62	-20.62
1.000 G	20.000 G	1.00 M	1.421800 G	-37.40	-24.40

CONDUCTED SPURIOUS EMISSION

Date: 12.AUG.2020 21:30:55

Report Number: *W6M22103-20740-P-247-R*
FCC ID: GX9CHMG

QPSK

1.4MHz

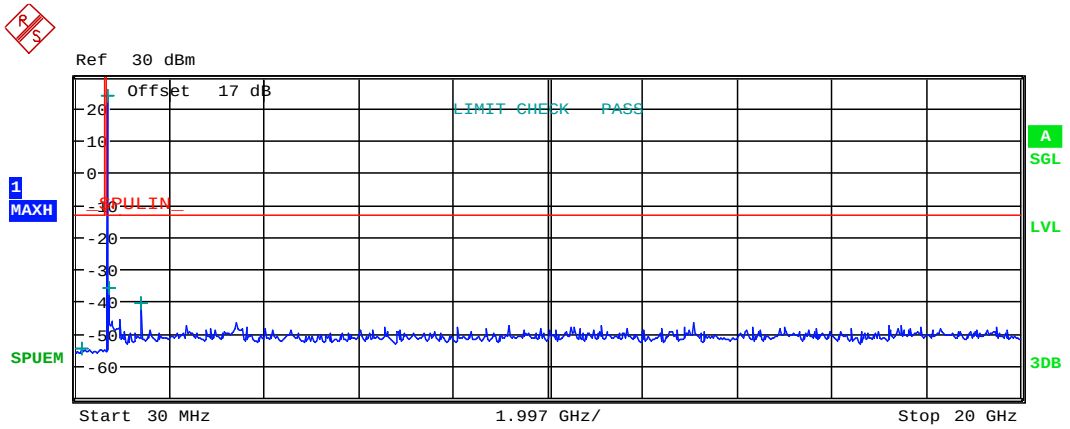

Start [Hz]	Stop [Hz]	RBW [Hz]	Freq [Hz]	PwrAbs [dBm]	Δ Limit [dB]
30.000 M	688.000 M	100.00 k	168.137821 M	-54.71	-41.71
688.000 M	726.000 M	100.00 k	699.761000 M	23.75	-9.25
726.000 M	1.000 G	100.00 k	729.370200 M	-35.97	-22.97
1.000 G	20.000 G	1.00 M	1.399000 G	-40.52	-27.52

CONDUCTED SPURIOUS EMISSION

Date: 12.AUG.2020 21:19:35

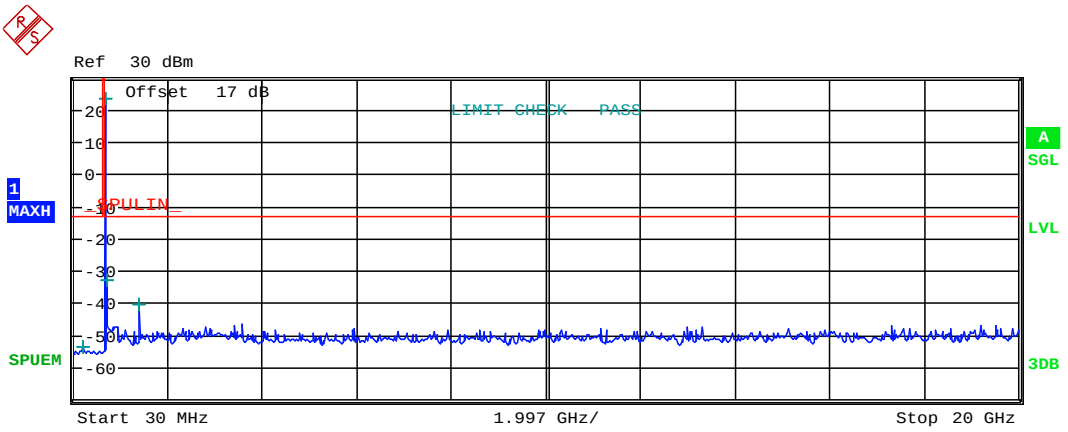

Start [Hz]	Stop [Hz]	RBW [Hz]	Freq [Hz]	PwrAbs [dBm]	Δ Limit [dB]
30.000 M	688.000 M	100.00 k	212.426282 M	-53.94	-40.94
688.000 M	726.000 M	100.00 k	707.543400 M	23.11	-9.89
726.000 M	1.000 G	100.00 k	737.389267 M	-33.16	-20.16
1.000 G	20.000 G	1.00 M	1.414833 G	-40.49	-27.49

CONDUCTED SPURIOUS EMISSION

Date: 12.AUG.2020 21:19:54

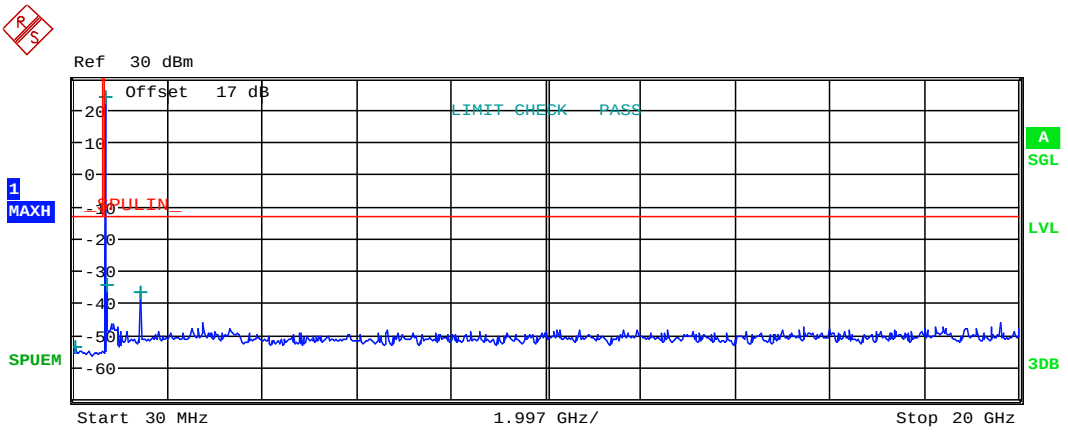

Start [Hz]	Stop [Hz]	RBW [Hz]	Freq [Hz]	PwrAbs [dBm]	Δ Limit [dB]
30.000 M	688.000 M	100.00 k	76.397436 M	-53.70	-40.70
688.000 M	726.000 M	100.00 k	715.424600 M	23.51	-9.49
726.000 M	1.000 G	100.00 k	745.070400 M	-34.37	-21.37
1.000 G	20.000 G	1.00 M	1.430667 G	-36.97	-23.97

CONDUCTED SPURIOUS EMISSION

Date: 12.AUG.2020 21:20:17

3MHz

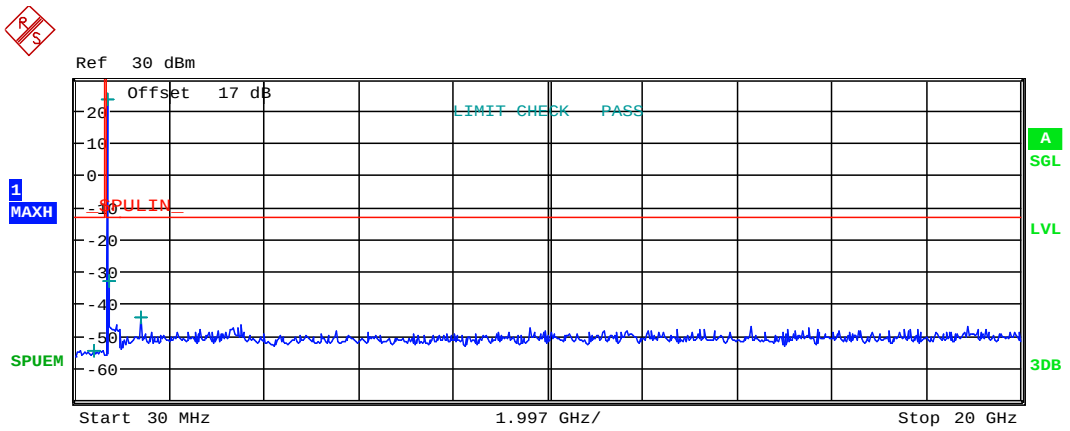

Start [Hz]	Stop [Hz]	RBW [Hz]	Freq [Hz]	PwrAbs [dBm]	Δ Limit [dB]
30.000 M	688.000 M	100.00 k	428.596154 M	-54.84	-41.84
688.000 M	726.000 M	100.00 k	700.657800 M	23.29	-9.71
726.000 M	1.000 G	100.00 k	730.630600 M	-33.13	-20.13
1.000 G	20.000 G	1.00 M	1.401533 G	-44.41	-31.41

CONDUCTED SPURIOUS EMISSION

Date: 12.AUG.2020 21:22:51

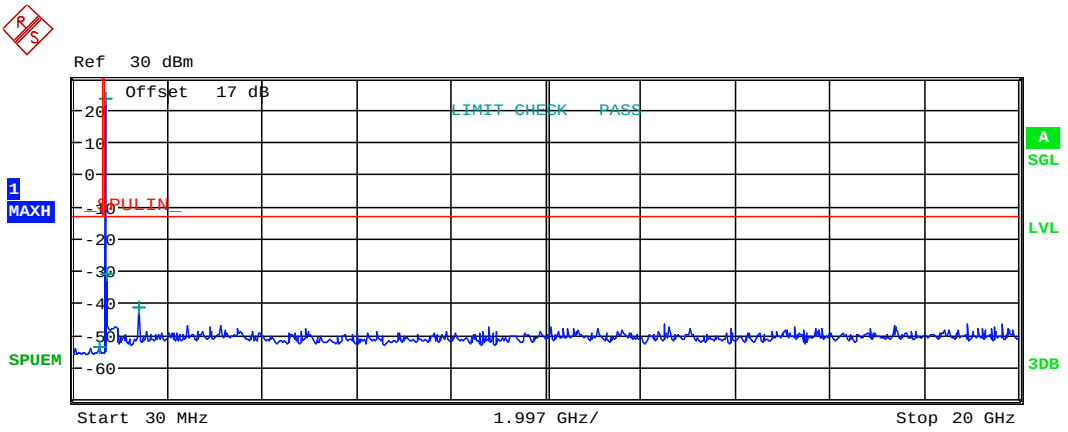

Start [Hz]	Stop [Hz]	RBW [Hz]	Freq [Hz]	PwrAbs [dBm]	Δ Limit [dB]
30.000 M	688.000 M	100.00 k	566.733974 M	-53.87	-40.87
688.000 M	726.000 M	100.00 k	707.638400 M	23.36	-9.64
726.000 M	1.000 G	100.00 k	736.832133 M	-31.50	-18.50
1.000 G	20.000 G	1.00 M	1.414833 G	-41.59	-28.59

CONDUCTED SPURIOUS EMISSION

Date: 12.AUG.2020 21:23:13

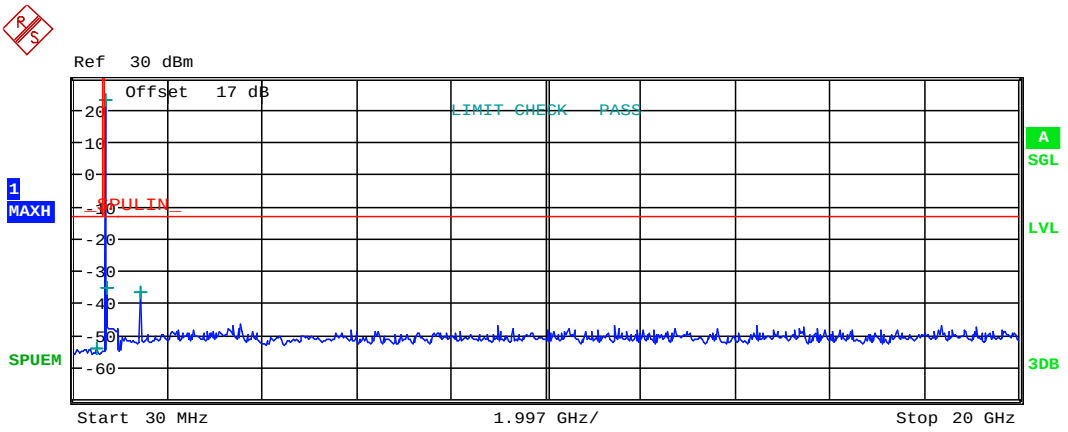

Start [Hz]	Stop [Hz]	RBW [Hz]	Freq [Hz]	PwrAbs [dBm]	Δ Limit [dB]
30.000 M	688.000 M	100.00 k	511.900641 M	-54.22	-41.22
688.000 M	726.000 M	100.00 k	714.619000 M	22.68	-10.32
726.000 M	1.000 G	100.00 k	745.554467 M	-35.30	-22.30
1.000 G	20.000 G	1.00 M	1.428767 G	-36.78	-23.78

CONDUCTED SPURIOUS EMISSION

Date: 12.AUG.2020 21:24:28

5MHz

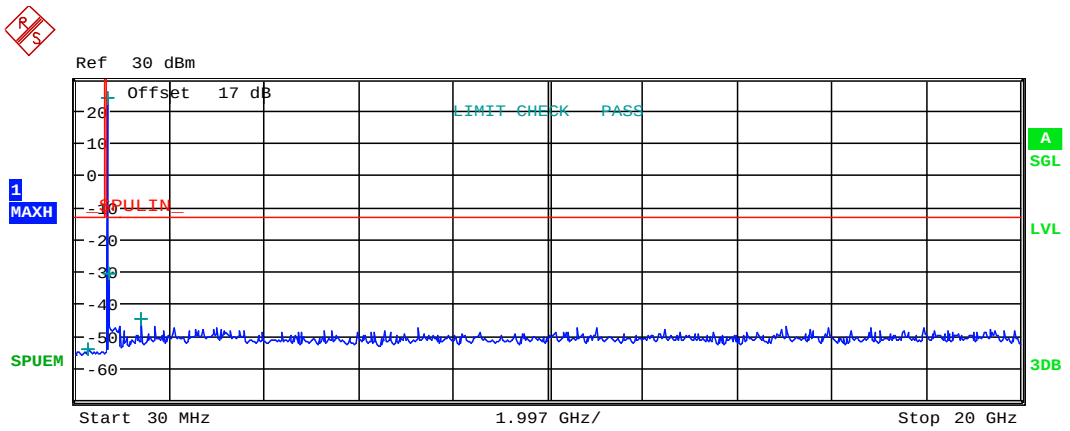

Start [Hz]	Stop [Hz]	RBW [Hz]	Freq [Hz]	PwrAbs [dBm]	Δ Limit [dB]
30.000 M	688.000 M	100.00 k	286.240385 M	-54.43	-41.43
688.000 M	726.000 M	100.00 k	701.695200 M	23.60	-9.40
726.000 M	1.000 G	100.00 k	732.767800 M	-30.98	-17.98
1.000 G	20.000 G	1.00 M	1.402800 G	-45.01	-32.01

CONDUCTED SPURIOUS EMISSION

Date: 12.AUG.2020 21:27:34

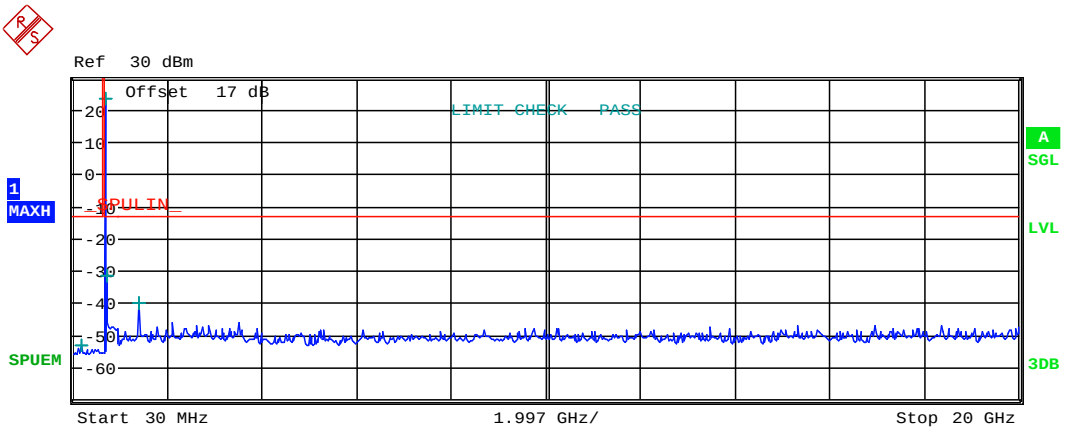

Start [Hz]	Stop [Hz]	RBW [Hz]	Freq [Hz]	PwrAbs [dBm]	Δ Limit [dB]
30.000 M	688.000 M	100.00 k	192.391026 M	-53.46	-40.46
688.000 M	726.000 M	100.00 k	707.623200 M	23.05	-9.95
726.000 M	1.000 G	100.00 k	739.544733 M	-31.89	-18.89
1.000 G	20.000 G	1.00 M	1.414833 G	-40.21	-27.21

CONDUCTED SPURIOUS EMISSION

Date: 12.AUG.2020 21:27:52

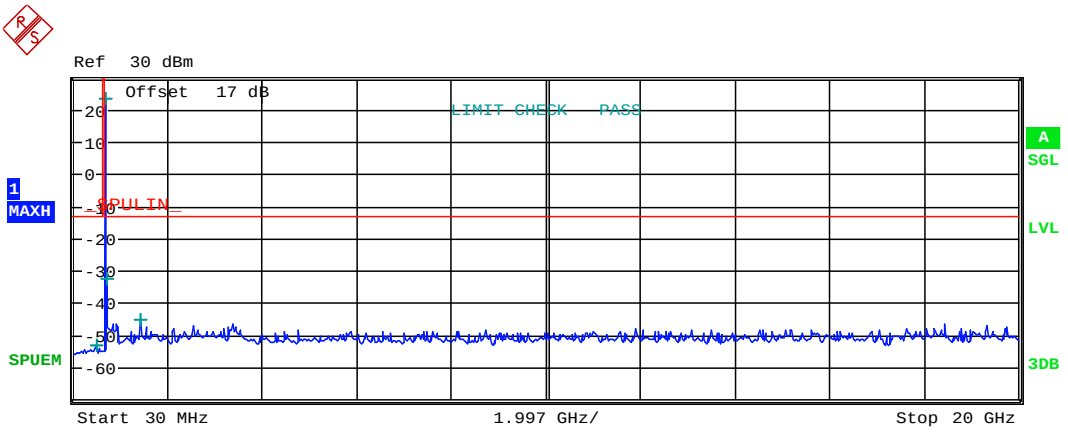

Start [Hz]	Stop [Hz]	RBW [Hz]	Freq [Hz]	PwrAbs [dBm]	Δ Limit [dB]
30.000 M	688.000 M	100.00 k	524.554487 M	-53.51	-40.51
688.000 M	726.000 M	100.00 k	713.737400 M	23.04	-9.96
726.000 M	1.000 G	100.00 k	743.892200 M	-32.79	-19.79
1.000 G	20.000 G	1.00 M	1.427500 G	-45.35	-32.35

CONDUCTED SPURIOUS EMISSION

Date: 12.AUG.2020 21:28:11

Report Number: *W6M22103-20740-P-247-R*
FCC ID: GX9CHMG

10MHz

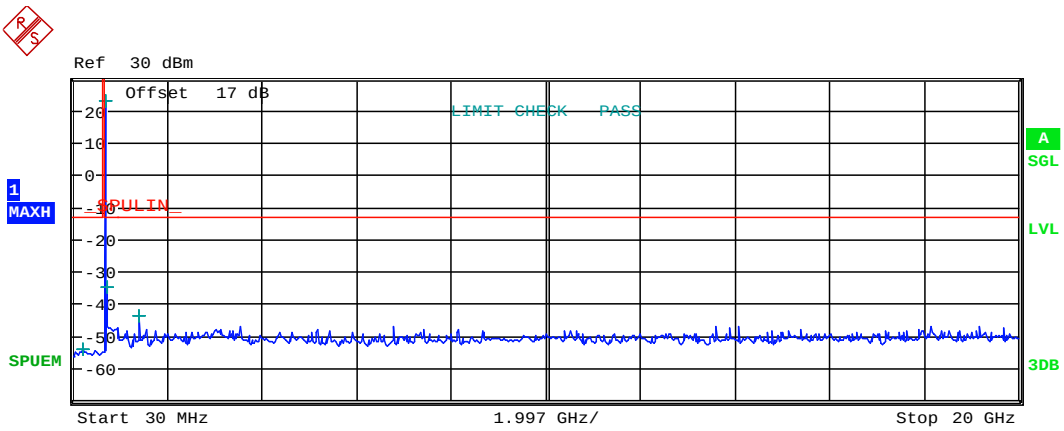

Start [Hz]	Stop [Hz]	RBW [Hz]	Freq [Hz]	PwrAbs [dBm]	Δ Limit [dB]
30.000 M	688.000 M	100.00 k	218.753205 M	-54.35	-41.35
688.000 M	726.000 M	100.00 k	704.036000 M	22.60	-10.40
726.000 M	1.000 G	100.00 k	731.543933 M	-35.09	-22.09
1.000 G	20.000 G	1.00 M	1.407867 G	-43.72	-30.72

CONDUCTED SPURIOUS EMISSION

Date: 12.AUG.2020 21:31:29

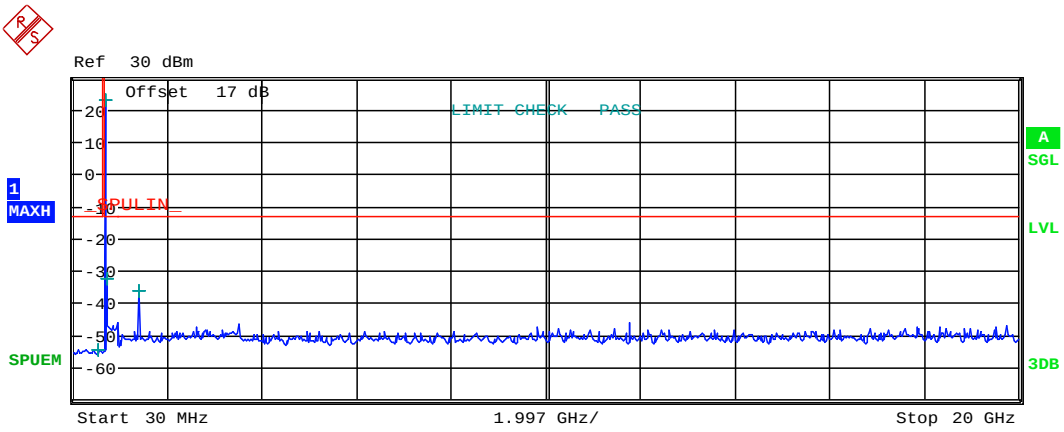

Start [Hz]	Stop [Hz]	RBW [Hz]	Freq [Hz]	PwrAbs [dBm]	Δ Limit [dB]
30.000 M	688.000 M	100.00 k	557.243590 M	-54.66	-41.66
688.000 M	726.000 M	100.00 k	707.573800 M	22.77	-10.23
726.000 M	1.000 G	100.00 k	734.895867 M	-32.56	-19.56
1.000 G	20.000 G	1.00 M	1.414833 G	-36.64	-23.64

CONDUCTED SPURIOUS EMISSION

Date: 12.AUG.2020 21:33:58

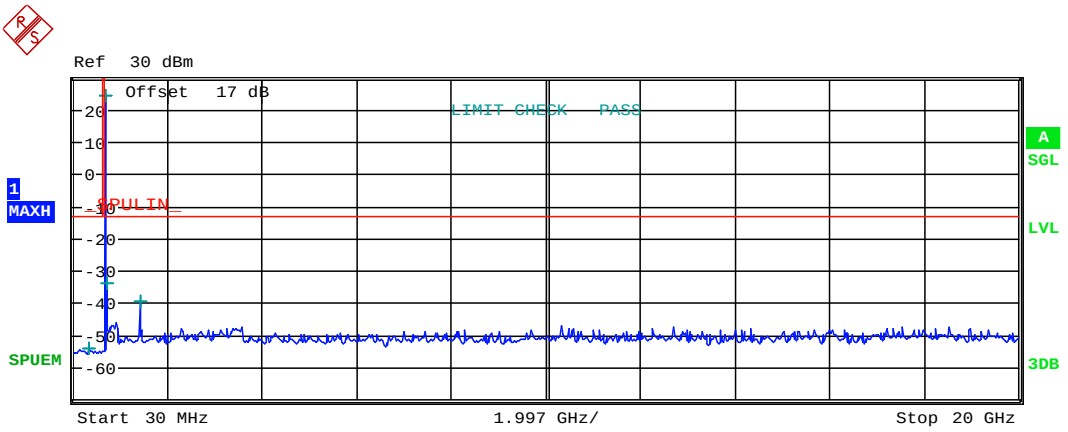

Start [Hz]	Stop [Hz]	RBW [Hz]	Freq [Hz]	PwrAbs [dBm]	Δ Limit [dB]
30.000 M	688.000 M	100.00 k	342.128205 M	-54.46	-41.46
688.000 M	726.000 M	100.00 k	711.107800 M	24.28	-8.72
726.000 M	1.000 G	100.00 k	741.818933 M	-34.25	-21.25
1.000 G	20.000 G	1.00 M	1.422433 G	-39.65	-26.65

CONDUCTED SPURIOUS EMISSION

Date: 12.AUG.2020 21:34:22

Report Number: *W6M22103-20740-P-247-R*
FCC ID: GX9CHMG

Band XIII
16QAM
5MHz

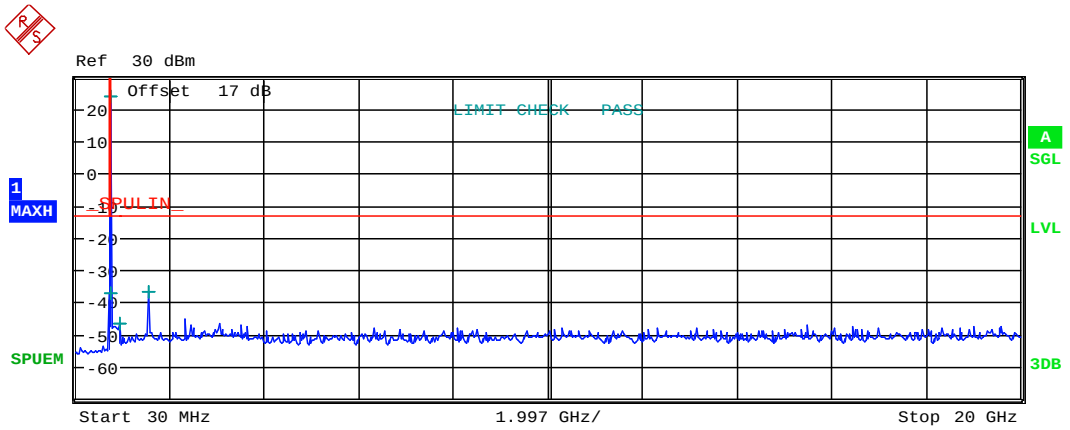

Start [Hz]	Stop [Hz]	RBW [Hz]	Freq [Hz]	PwrAbs [dBm]	Δ Limit [dB]
30.000 M	767.000 M	100.00 k	750.464744 M	-37.16	-24.16
767.000 M	797.000 M	100.00 k	779.711000 M	23.50	-9.50
797.000 M	1.000 G	100.00 k	973.028067 M	-46.99	-33.99
1.000 G	20.000 G	1.00 M	1.558600 G	-37.01	-24.01

CONDUCTED SPURIOUS EMISSION

Date: 12.AUG.2020 21:36:44

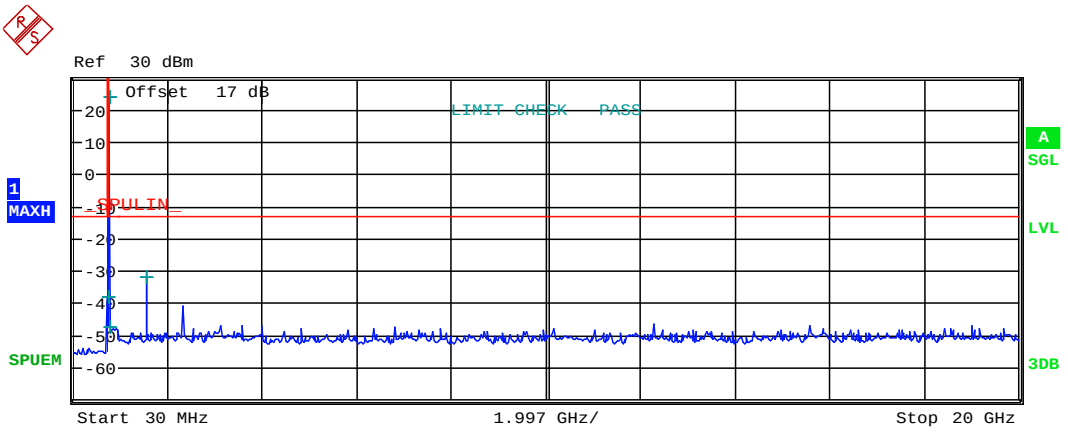

Start [Hz]	Stop [Hz]	RBW [Hz]	Freq [Hz]	PwrAbs [dBm]	Δ Limit [dB]
30.000 M	767.000 M	100.00 k	751.645833 M	-38.48	-25.48
767.000 M	797.000 M	100.00 k	782.225000 M	23.57	-9.43
797.000 M	1.000 G	100.00 k	806.365067 M	-47.74	-34.74
1.000 G	20.000 G	1.00 M	1.563667 G	-32.27	-19.27

CONDUCTED SPURIOUS EMISSION

Date: 12.AUG.2020 21:37:03

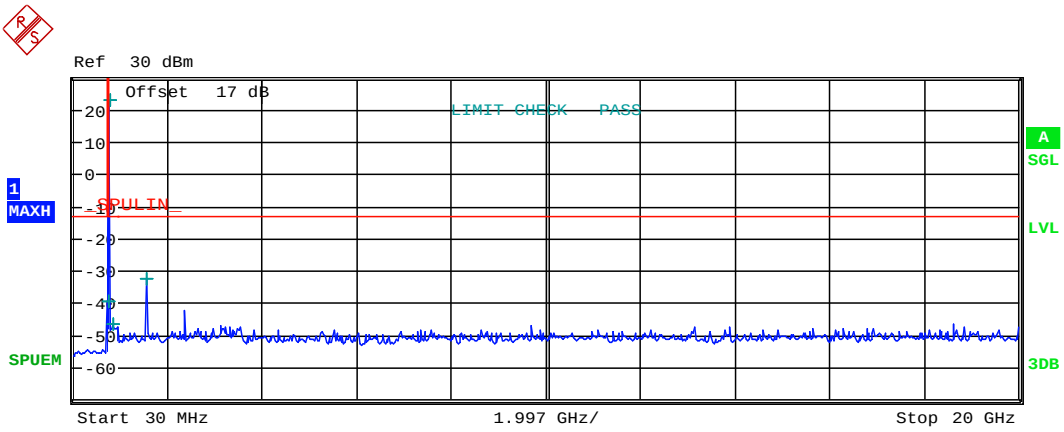

Start [Hz]	Stop [Hz]	RBW [Hz]	Freq [Hz]	PwrAbs [dBm]	Δ Limit [dB]
30.000 M	767.000 M	100.00 k	752.826923 M	-39.91	-26.91
767.000 M	797.000 M	100.00 k	784.706000 M	22.53	-10.47
797.000 M	1.000 G	100.00 k	869.816100 M	-46.71	-33.71
1.000 G	20.000 G	1.00 M	1.569367 G	-32.70	-19.70

CONDUCTED SPURIOUS EMISSION

Date: 12.AUG.2020 21:37:20

10MHz

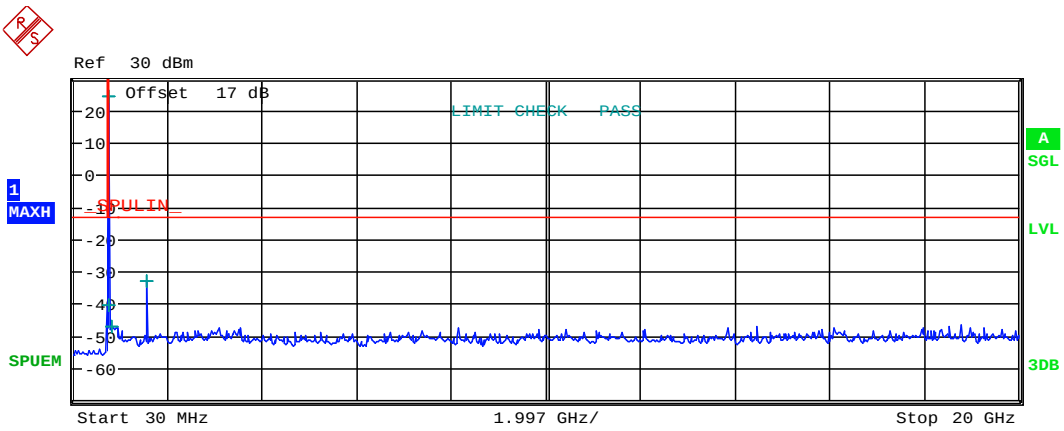

Start [Hz]	Stop [Hz]	RBW [Hz]	Freq [Hz]	PwrAbs [dBm]	Δ Limit [dB]
30.000 M	767.000 M	100.00 k	751.645833 M	-40.72	-27.72
767.000 M	797.000 M	100.00 k	782.060000 M	24.35	-8.65
797.000 M	1.000 G	100.00 k	834.974533 M	-47.24	-34.24
1.000 G	20.000 G	1.00 M	1.564300 G	-33.02	-20.02

CONDUCTED SPURIOUS EMISSION

Date: 12.AUG.2020 21:39:01

QPSK

5MHz

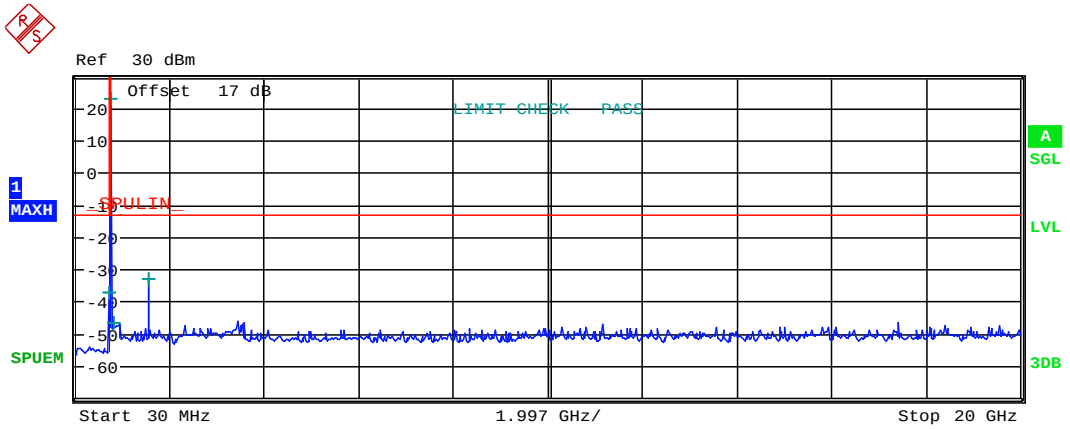

Start [Hz]	Stop [Hz]	RBW [Hz]	Freq [Hz]	PwrAbs [dBm]	Δ Limit [dB]
30.000 M	767.000 M	100.00 k	748.102564 M	-37.56	-24.56
767.000 M	797.000 M	100.00 k	779.696000 M	22.61	-10.39
797.000 M	1.000 G	100.00 k	827.206400 M	-46.85	-33.85
1.000 G	20.000 G	1.00 M	1.559233 G	-33.06	-20.06

CONDUCTED SPURIOUS EMISSION

Date: 12.AUG.2020 21:37:48

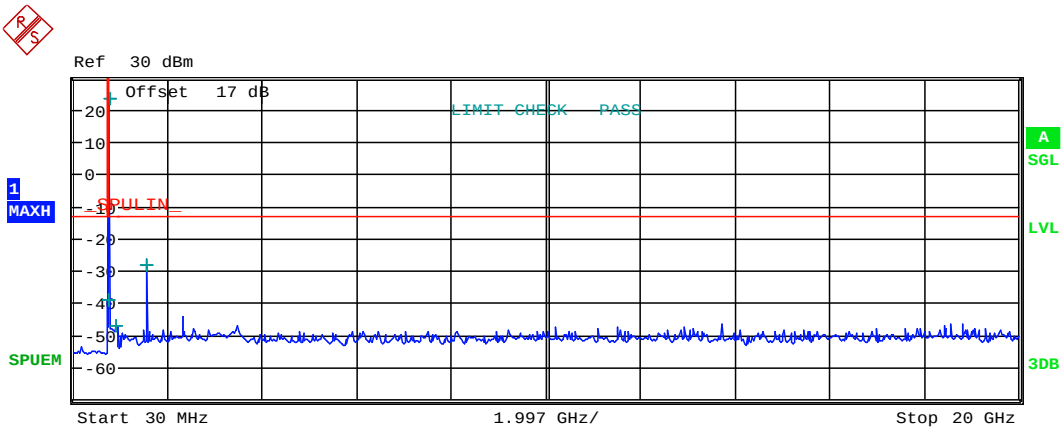

Start [Hz]	Stop [Hz]	RBW [Hz]	Freq [Hz]	PwrAbs [dBm]	Δ Limit [dB]
30.000 M	767.000 M	100.00 k	752.826923 M	-39.22	-26.22
767.000 M	797.000 M	100.00 k	782.108000 M	23.16	-9.84
797.000 M	1.000 G	100.00 k	939.593967 M	-47.11	-34.11
1.000 G	20.000 G	1.00 M	1.564300 G	-28.48	-15.48

CONDUCTED SPURIOUS EMISSION

Date: 12.AUG.2020 21:38:04

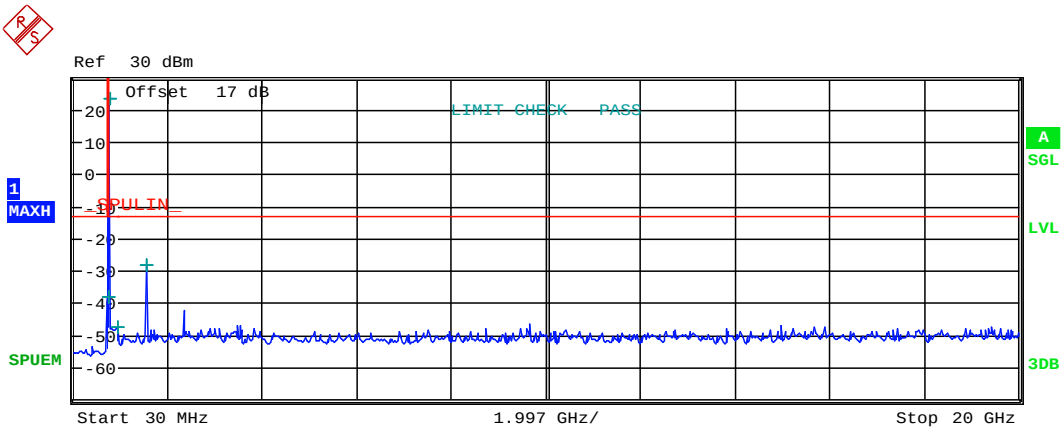

Start [Hz]	Stop [Hz]	RBW [Hz]	Freq [Hz]	PwrAbs [dBm]	Δ Limit [dB]
30.000 M	767.000 M	100.00 k	752.826923 M	-38.31	-25.31
767.000 M	797.000 M	100.00 k	784.640000 M	23.33	-9.67
797.000 M	1.000 G	100.00 k	960.990167 M	-47.67	-34.67
1.000 G	20.000 G	1.00 M	1.568733 G	-28.50	-15.50

CONDUCTED SPURIOUS EMISSION

Date: 12.AUG.2020 21:38:21

10MHz

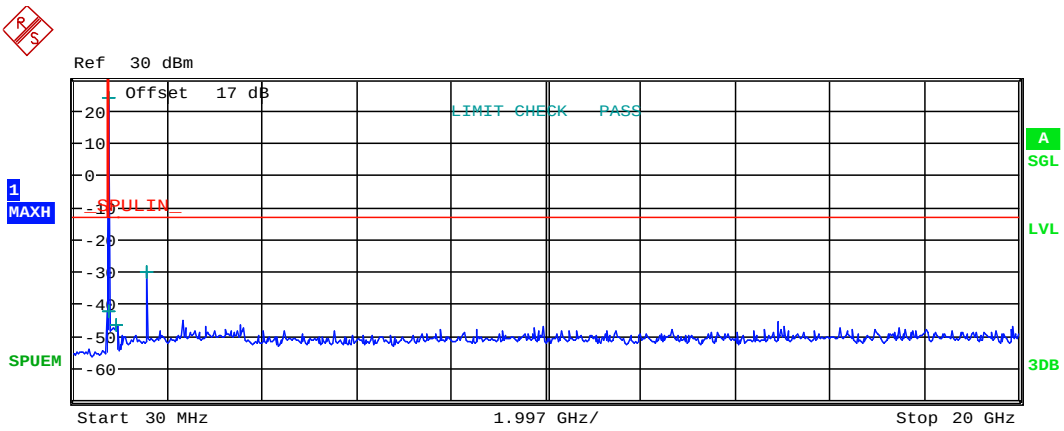

Start [Hz]	Stop [Hz]	RBW [Hz]	Freq [Hz]	PwrAbs [dBm]	Δ Limit [dB]
30.000 M	767.000 M	100.00 k	751.645833 M	-42.48	-29.48
767.000 M	797.000 M	100.00 k	782.033000 M	23.79	-9.21
797.000 M	1.000 G	100.00 k	936.941433 M	-46.62	-33.62
1.000 G	20.000 G	1.00 M	1.563667 G	-30.12	-17.12

CONDUCTED SPURIOUS EMISSION

Date: 12.AUG.2020 21:39:28

Test equipment: ETSTW-RE 055, ETSTW-GSM 002, ETSTW-GSM 023, ETSTW-GSM 004

7.3 Explanation of test result

All factors like cable loss and external attenuation etc. are already included in the provided measurement results. This is done by using validated test software and calibrated test system according the accreditation requirements.

7.4 Calculation of Limit for Spurious at Antenna Terminals

Compliance with § 22.917, §24.238, §27.53 requires that any emission be attenuated below the transmitter power at least 43 + 10 log P (P = transmitter power in Watts).
Limit for Spurious Emissions at Antenna Terminals: L=P-A=-13dBm

8. Field Strength of Spurious Radiation

8.1 Test procedure

The test procedure for filed strength measurement is same as radiated power except for a notch filter or band pass filter is used to avoid the influence of fundamental to the pre-amplifier.
The measurements below 1GHz were performed with a measurement bandwidth of 100kHz, above 1GHz with a bandwidth of 1 MHz.

8.2 Test Results

The measurements of the spurious emission are at the upper, center and lower channel.

Model: CHMG-1 Date:
Mode: - - Temperature: - - °C Engineer: - -
Polarization: Horizontal Humidity: - - %

Frequency (MHz)	Reading (dBm) Peak	Factor (dB) Corr.	Result (dBm)	Limit (dBm)	Margin (dB)	Table Degree (Deg.)	Ant. High (cm)
- -	- -	- -	- -	- -	- -	- -	- -
- -	- -	- -	- -	- -	- -	- -	- -

Polarization: Vertical

Frequency (MHz)	Reading (dBm) Peak	Factor (dB) Corr.	Result (dBm)	Limit (dBm)	Margin (dB)	Table Degree (Deg.)	Ant. High (cm)
- -	- -	- -	- -	- -	- -	- -	- -
- -	- -	- -	- -	- -	- -	- -	- -

Note
1. **Correction Factor = Antenna factor + Cable loss - Preamplifier**
2. **The formula of measured value as: Test Result = Reading + Correction Factor**
3. **Detector function in the form: PK = Peak, QP = Quasi Peak, AV = Average**
4. **All not in the table noted test results are more than 20 dB below the relevant limits.**
5. **See attached diagrams in appendix.**

8.3 Explanation of test result

Result Level = Reading Level + Corrected Factor
Corrected Factor = SG level – Received level-Cable loss + substitution antenna gain

8.4 Calculation of Limit for Field Strength of Spurious

Compliance with § 22.917, § 24.238, § 27.53 requires that any emission be attenuated below the transmitter power at least 43 + 10 log P (P = transmitter power in Watts).
Limit for Spurious Emissions at Antenna Terminals: L=P-A=-13dBm

Test equipment: ETSTW-RE 004, ETSTW-RE 018, ETSTW-RE 030, ETSTW-RE 062, ETSTW-RE 142, ETSTW-RE 147, ETSTW-GSM 004