FCC RADIO TEST REPORT

FCC ID	:	**GZ5NVG558**
Equipment	:	**Fixed Broadband Gateway**
Brand Name	:	**ARRIS**
Model Name	:	**NVG558H**
Applicant	:	**Arris** **101 Tournament Drive, Horsham PA, 19044**
Manufacturer	:	**Arris** **101 Tournament Drive, Horsham PA, 19044**
Standard	:	**47 CFR Part 2, 22(H), 24(E), 27**

The product was received on Sep. 26, 2019 and testing was started from Oct. 03, 2019 and completed on Oct. 10, 2019. We, Sporton International (USA) Inc., would like to declare that the tested sample has been evaluated in accordance with the test procedures given in ANSI / TIA-603-E and has been in compliance with the applicable technical standards.

The report must not be used by the client to claim product certification, approval, or endorsement by A2LA or any agency of government.

The test results in this partial report apply exclusively to the tested model / sample. Without written approval of Sporton International (USA) Inc, the test report shall not be reproduced except in full.

Approved by: Ken Chen

Table of Contents

History of this test report **3**
Summary of Test Result **4**
1 General Description **5**
1.1 Product Feature of Equipment Under Test 5
1.2 Modification of EUT 5
1.3 Testing Location 5
1.4 Applicable Standards 5
2 Test Configuration of Equipment Under Test **6**
2.1 Test Mode 6
2.2 Connection Diagram of Test System 8
2.3 Support Unit used in test configuration and system 8
2.4 Frequency List of Low/Middle/High Channels 9
3 Conducted Test Items **14**
3.1 Measuring Instruments 14
3.2 Conducted Output Power and ERP/EIRP 15
4 Radiated Test Items **16**
4.1 Measuring Instruments 16
4.2 Radiated Spurious Emission Measurement 17
5 List of Measuring Equipment **18**
6 Uncertainty of Evaluation **19**
Appendix A. Test Results of Conducted Test
Appendix B. Test Results of ERP/EIRP and Radiated Test
Appendix C. Test Setup Photographs

History of this test report

Report No.	Version	Description	Issued Date
FG190926002A	01	Initial issue of report	Oct. 23, 2019

Summary of Test Result

Report Clause	Ref Std. Clause	Test Items	Result (PASS/FAIL)	Remark
3.2	§2.1046	Conducted Output Power	Reporting only	-
	§22.913 (a)(2)	Effective Radiated Power (Band 5) (Band 26)	Pass	
	§27.50 (b)(10) §27.50 (c)(10)	Effective Radiated Power (Band 12) (Band 13) (Band 17)		
	§24.232 (c) §27.50 (h)(2)	Equivalent Isotropic Radiated Power (Band 2) (Band 25) (Band 7) (Band 38) (Band 41)		
	§27.50 (d)(4)	Equivalent Isotropic Radiated Power (Band 4) (Band 66)		
4.2	§2.1053 §22.917 (a) §24.238 (a) §27.53 (c)(2) §27.53 (f) §27.53 (g) §27.53 (h)	Radiated Spurious Emission (Band 2) (Band 4) (Band 5) (Band 12) (Band 13) (Band 17) (Band 25) (Band 26) (Band 66)	Pass	Under limit 9.64 dB at 15036.000 MHz
	§2.1051 §27.53 (m)(4)	Radiated Spurious Emission (Band 7) (Band 38) (Band 41)		

Declaration of Conformity:
The test results with all measurement uncertainty excluded are presented in accordance with the regulation limits or requirements declared by manufacturers.
Comments and Explanations:
The declared of product specification for EUT presented in the report are provided by the manufacturer, and the manufacturer takes all the responsibilities for the accuracy of product specification.

1 General Description

1.1 Product Feature of Equipment Under Test

LTE

Product Specification subjective to this standard	
Antenna Type	WWAN: Fixed External Antenna / Fixed Internal Antenna

1.2 Modification of EUT

No modifications are made to the EUT during all test items.

1.3 Testing Location

Test Site	Sporton International (USA) Inc.	
Test Site Location	1175 Montague Expressway, Milpitas, CA 95035 TEL : 408 9043300	
Test Site No.	**Sporton Site No.**	
	03CH01-CA	SAR01-CA
Test Engineer	Eric Jeng	Steven
Temperature	20℃	22.4℃
Relative Humidity	38.5%	47%

Note: The test site complies with ANSI C63.4 2014 requirement.

1.4 Applicable Standards

According to the specifications of the manufacturer, the EUT must comply with the requirements of the following standards:

- ANSI C63.26-2015
- ANSI / TIA-603-E
- 47 CFR Part 2, 22(H), 24(E), 27
- FCC KDB 971168 D01 Power Meas. License Digital Systems v03r01
- FCC KDB 412172 D01 Determining ERP and EIRP v01r01

Remark:

1. All test items were verified and recorded according to the standards and without any deviation during the test.
2. This EUT has also been tested and complied with the requirements of FCC Part 15, Subpart B, recorded in a separate test report.

2 Test Configuration of Equipment Under Test

2.1 Test Mode

Antenna port conducted and radiated test items listed below are performed according to KDB 971168 D01 Power Meas. License Digital Systems v03r01 with maximum output power.

For radiated measurement, pre-scanned in three orthogonal panels, X, Y, Z. The worst cases (Y plane) were recorded in this report.

Test Items	Band	Bandwidth (MHz)						Modulation			RB #			Test Channel		
		1.4	3	5	10	15	20	QPSK	16QAM	64QAM	1	Half	Full	L	M	H
Max. Output Power	2	v	v	v	v	v	v	v	v	-	v	v	v	v	v	v
	4	v	v	v	v	v	v	v	v	-	v	v	v	v	v	v
	5	v	v	v	v	-	-	v	v	-	v	v	v	v	v	v
	7	-	-	v	v	v	v	v	v	-	v	v	v	v	v	v
	12	v	v	v	v	-	-	v	v	-	v	v	v	v	v	v
	13	-	-	v	v	-	-	v	v	-	v	v	v	v	v	v
	17	-	-	v	v	-	-	v	v	-	v	v	v	v	v	v
	25	v	v	v	v	v	v	v	v	-	v	v	v	v	v	v
	26	v	v	v	v	v	-	v	v	-	v	v	v	v	v	v
	38	-	-	v	v	v	v	v	v	-	v	v	v	v	v	v
	41	-	-	v	v	v	v	v	v	-	v	v	v	v	v	v
	66	v	v	v	v	v	v	v	v	-	v	v	v	v	v	v
E.R.P / E.I.R.P	2	v	v	v	v	v	v	v	v	-	v			v	v	v
	4	v	v	v	v	v	v	v	v	-	v			v	v	v
	5	v	v	v	v	-	-	v	v	-	v			v	v	v
	7	-	-	v	v	v	v	v	v	-	v			v	v	v
	12	v	v	v	v	-	-	v	v	-	v			v	v	v
	13	-	-	v	v	-	-	v	v	-	v			v	v	v
	17	-	-	v	v	-	-	v	v	-	v			v	v	v
	25	v	v	v	v	v	v	v	v	-	v			v	v	v
	26	v	v	v	v	v	-	v	v	-	v			v	v	v
	38	-	-	v	v	v	v	v	v	-	v			v	v	v
	41	-	-	v	v	v	v	v	v	-	v			v	v	v
	66	v	v	v	v	v	v	v	v	-	v			v	v	v

Test Items	Band	Bandwidth (MHz)						Modulation			RB #			Test Channel		
		1.4	3	5	10	15	20	QPSK	16QAM	64QAM	1	Half	Full	L	M	H
Radiated Spurious Emission	2	Worst Case												v	v	v
	4	Worst Case												v	v	v
	5	Worst Case												v	v	v
	7	Worst Case												v	v	v
	12	Worst Case												v	v	v
	13	Worst Case												v	v	v
	17	Worst Case												v	v	v
	25	Worst Case												v	v	v
	26	Worst Case												v	v	v
	38	Worst Case												v	v	v
	41	Worst Case												v	v	v
	66	Worst Case												v	v	v
Remark	1. The mark "**v** " means that this configuration is chosen for testing 2. The mark "-" means that this bandwidth is not supported. 3. The device is investigated from 30MHz to 10 times of fundamental signal for radiated spurious emission test under different RB size/offset and modulations in exploratory test. Subsequently, only the worst case emissions are reported.															

2.2 Connection Diagram of Test System

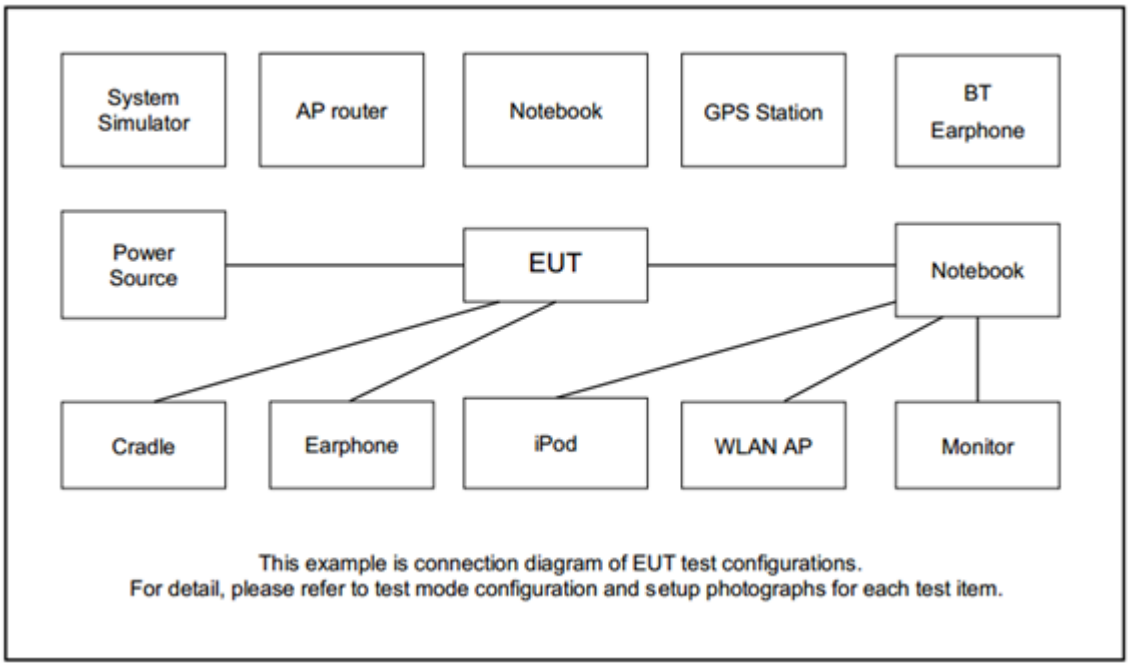

2.3 Support Unit used in test configuration and system

Item	Equipment	Trade Name	Model No.	FCC ID	Data Cable	Power Cord
1.	System Simulator	Anritsu	MT8820C	N/A	N/A	Unshielded, 1.8 m

2.4 Frequency List of Low/Middle/High Channels

LTE Band 2 Channel and Frequency List				
BW [MHz]	**Channel/Frequency(MHz)**	**Lowest**	**Middle**	**Highest**
20	Channel	18700	18900	19100
	Frequency	1860	1880	1900
15	Channel	18675	18900	19125
	Frequency	1857.5	1880	1902.5
10	Channel	18650	18900	19150
	Frequency	1855	1880	1905
5	Channel	18625	18900	19175
	Frequency	1852.5	1880	1907.5
3	Channel	18615	18900	19185
	Frequency	1851.5	1880	1908.5
1.4	Channel	18607	18900	19193
	Frequency	1850.7	1880	1909.3

LTE Band 4 Channel and Frequency List				
BW [MHz]	**Channel/Frequency(MHz)**	**Lowest**	**Middle**	**Highest**
20	Channel	20050	20175	20300
	Frequency	1720	1732.5	1745
15	Channel	20025	20175	20325
	Frequency	1717.5	1732.5	1747.5
10	Channel	20000	20175	20350
	Frequency	1715	1732.5	1750
5	Channel	19975	20175	20375
	Frequency	1712.5	1732.5	1752.5
3	Channel	19965	20175	20385
	Frequency	1711.5	1732.5	1753.5
1.4	Channel	19957	20175	20393
	Frequency	1710.7	1732.5	1754.3

LTE Band 5 Channel and Frequency List				
BW [MHz]	Channel/Frequency(MHz)	Lowest	Middle	Highest
10	Channel	20450	20525	20600
	Frequency	829	836.5	844
5	Channel	20425	20525	20625
	Frequency	826.5	836.5	846.5
3	Channel	20415	20525	20635
	Frequency	825.5	836.5	847.5
1.4	Channel	20407	20525	20643
	Frequency	824.7	836.5	848.3

LTE Band 7 Channel and Frequency List				
BW [MHz]	Channel/Frequency(MHz)	Lowest	Middle	Highest
20	Channel	20850	21100	21350
	Frequency	2510	2535	2560
15	Channel	20825	21100	21375
	Frequency	2507.5	2535	2562.5
10	Channel	20800	21100	21400
	Frequency	2505	2535	2565
5	Channel	20775	21100	21425
	Frequency	2502.5	2535	2567.5

LTE Band 12 Channel and Frequency List				
BW [MHz]	Channel/Frequency(MHz)	Lowest	Middle	Highest
10	Channel	23060	23095	23130
	Frequency	704	707.5	711
5	Channel	23035	23095	23155
	Frequency	701.5	707.5	713.5
3	Channel	23025	23095	23165
	Frequency	700.5	707.5	714.5
1.4	Channel	23017	23095	23173
	Frequency	699.7	707.5	715.3

LTE Band 13 Channel and Frequency List				
BW [MHz]	Channel/Frequency(MHz)	Lowest	Middle	Highest
10	Channel	-	23230	-
	Frequency	-	782	-
5	Channel	23205	23230	23255
	Frequency	779.5	782	784.5

LTE Band 17 Channel and Frequency List				
BW [MHz]	Channel/Frequency(MHz)	Lowest	Middle	Highest
10	Channel	23780	23790	23800
	Frequency	709	710	711
5	Channel	23755	23790	23825
	Frequency	706.5	710	713.5

LTE Band 25 Channel and Frequency List				
BW [MHz]	Channel/Frequency(MHz)	Lowest	Middle	Highest
20	Channel	26140	26340	26590
	Frequency	1860	1880	1905
15	Channel	26115	26340	26615
	Frequency	1857.5	1880	1907.5
10	Channel	26090	26340	26640
	Frequency	1855	1880	1910
5	Channel	26065	26340	26665
	Frequency	1852.5	1880	1912.5
3	Channel	26055	26340	26675
	Frequency	1851.5	1880	1913.5
1.4	Channel	26047	26340	26683
	Frequency	1850.7	1880	1914.3

LTE Band 26 Channel and Frequency List				
BW [MHz]	Channel/Frequency(MHz)	Lowest	Middle	Highest
15	Channel	26865	26915	26965
	Frequency	831.5	836.5	841.5
10	Channel	26840	26915	26990
	Frequency	829.0	836.5	844.0
5	Channel	26815	26915	27015
	Frequency	826.5	836.5	846.5
3	Channel	26805	26915	27025
	Frequency	825.5	836.5	847.5
1.4	Channel	26797	26915	27033
	Frequency	824.7	836.5	848.3

LTE Band 38 Channel and Frequency List				
BW [MHz]	Channel/Frequency(MHz)	Lowest	Middle	Highest
20	Channel	37850	38000	38150
	Frequency	2580.0	2595.0	2610.0
15	Channel	37825	38000	38175
	Frequency	2577.5	2595.0	2612.5
10	Channel	37800	38000	38200
	Frequency	2575.0	2595.0	2615.0
5	Channel	37775	38000	38225
	Frequency	2572.5	2595.0	2617.5

LTE Band 41 Channel and Frequency List				
BW [MHz]	Channel/Frequency(MHz)	Lowest	Middle	Highest
20	Channel	39750	40620	41490
	Frequency	2506.0	2593.0	2680.0
15	Channel	39725	40620	41515
	Frequency	2503.5	2593.0	2682.5
10	Channel	39700	40620	41540
	Frequency	2501.0	2593.0	2685.0
5	Channel	39675	40620	41565
	Frequency	2498.5	2593.0	2687.5

LTE Band 66 Channel and Frequency List				
BW [MHz]	**Channel/Frequency(MHz)**	**Lowest**	**Middle**	**Highest**
20	Channel	132072	132322	132572
	Frequency	1720	1745	1770
15	Channel	132047	132322	132597
	Frequency	1717.5	1745	1772.5
10	Channel	132022	132322	132622
	Frequency	1715	1745	1775
5	Channel	131997	132322	132647
	Frequency	1712.5	1745	1777.5
3	Channel	131987	132322	132657
	Frequency	1711.5	1745	1778.5
1.4	Channel	131979	132322	132665
	Frequency	1710.7	1745	1779.3

3 Conducted Test Items

3.1 Measuring Instruments

See list of measuring instruments of this test report.

3.1.1 Test Setup

3.1.2 Conducted Output Power



3.1.3 Test Result of Conducted Test

Please refer to Appendix A.

3.2 Conducted Output Power and ERP/EIRP

3.2.1 Description of the Conducted Output Power Measurement and ERP/EIRP Measurement

A system simulator was used to establish communication with the EUT. Its parameters were set to force the EUT transmitting at maximum output power. The measured power in the radio frequency on the transmitter output terminals shall be reported.

The ERP of mobile transmitters must not exceed 7 Watts for LTE Band 5 and Band 26

The ERP of mobile transmitters must not exceed 3 Watts for LTE Band 12 and Band 13 and Band 17

The EIRP of mobile transmitters must not exceed 2 Watts for LTE Band 2 and Band 25 and Band 7 and Band 38 and Band 41

The EIRP of mobile transmitters must not exceed 1 Watts for LTE Band 4 and Band 66

According to KDB 412172 D01 Power Approach,

EIRP = $P_T + G_T – L_C$, ERP = EIRP -2.15, where

P_T = transmitter output power in dBm

G_T = gain of the transmitting antenna in dBi

L_C = signal attenuation in the connecting cable between the transmitter and antenna in dB

3.2.2 Test Procedures

1. The transmitter output port was connected to the system simulator.
2. Set EUT at maximum power through the system simulator.
3. Select lowest, middle, and highest channels for each band and different modulation.
4. Measure and record the power level from the system simulator.

4 Radiated Test Items

4.1 Measuring Instruments

See list of measuring instruments of this test report.

4.1.1 Test Setup

For radiated test from 30MHz to 1GHz

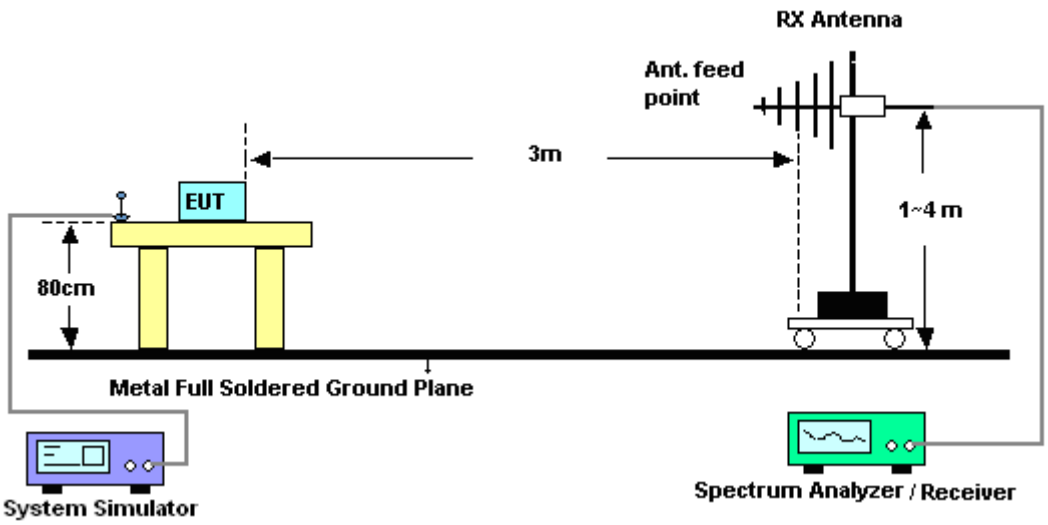

For radiated test above 1GHz

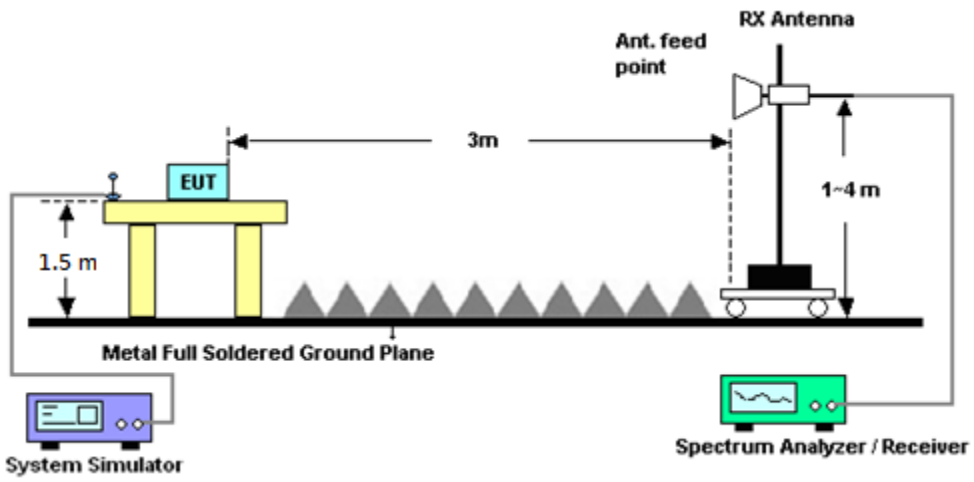

4.1.2 Test Result of Radiated Test

Please refer to Appendix B.

4.2 Radiated Spurious Emission Measurement

4.2.1 Description of Radiated Spurious Emission Measurement

The radiated spurious emission was measured by substitution method according to ANSI / TIA-603-E. The power of any emission outside of the authorized operating frequency ranges must be attenuated below the transmitter power (P) by a factor of at least 43 + 10 log (P) dB.

For LTE Band 7, 38, 41

The power of any emission outside of the authorized operating frequency ranges must be attenuated below the transmitter power (P) by a factor of at least 55 + 10 log (P) dB.

For LTE Band 13

For operations in the 746-758 MHz, 775-788 MHz, and 805-806 MHz bands, emissions in the band 1559-1610 MHz shall be limited to −70 dBW/MHz equivalent isotropically radiated power (EIRP) for wideband signals, and −80 dBW EIRP for discrete emissions of less than 700 Hz bandwidth.

The spectrum is scanned from 30 MHz up to a frequency including its 10th harmonic.

4.2.2 Test Procedures

The testing follows FCC KDB 971168 D01 v03r01 Section 7 and ANSI / TIA-603-E Section 2.2.12.

1. The EUT was placed on a turntable with 0.8 meter for frequency below 1GHz and 1.5 meter for frequency above 1GHz respectively above ground.
2. The EUT was set 3 meters from the receiving antenna, which was mounted on the antenna tower.
3. The table was rotated 360 degrees to determine the position of the highest spurious emission.
4. The height of the receiving antenna is varied between one meter and four meters to search the maximum spurious emission for both horizontal and vertical polarizations.
5. Make the measurement with the spectrum analyzer's RBW = 1MHz, VBW = 3MHz, taking the record of maximum spurious emission.
6. A horn antenna was substituted in place of the EUT and was driven by a signal generator.
7. Tune the output power of signal generator to the same emission level with EUT maximum spurious emission.
8. Taking the record of output power at antenna port.
9. Repeat step 7 to step 8 for another polarization.
10. The RF fundamental frequency should be excluded against the limit line in the operating frequency band.

    The limit line is derived from 43 + 10log(P)dB below the transmitter power P(Watts)

    For LTE Band 7, 38, 41

    The limit line is derived from 55 + 10log(P)dB below the transmitter power P(Watts)

    EIRP (dBm) = S.G. Power – Tx Cable Loss + Tx Antenna Gain

    ERP (dBm) = EIRP - 2.15

5 List of Measuring Equipment

Instrument	Manufacturer	Model No.	Serial No.	Characteristics	Calibration Date	Test Date	Due Date	Remark
Horn Antenna	SCHWARZBECK	BBHA 9120D	02140	1GHz~18GHz	Aug. 19, 2019	Oct. 03, 2019	Aug. 18, 2020	Radiation (03CH01-CA)
Bilog Antenna	TESEQ	6111D	50391	30MHz~1GHz	Jun. 26, 2019	Oct. 03, 2019	Jun. 25, 2020	Radiation (03CH01-CA)
Preamplifier	Jet-Power	JPA0118-55-303	1710001800055007	1GHz~18GHz	Apr. 01, 2019	Oct. 03, 2019	Mar. 31, 2020	Radiation (03CH01-CA)
Preamplifier	Keysight	83017A	MY53270323	1GHz~26.5GHz	Jul. 26, 2019	Oct. 03, 2019	Jul. 25, 2020	Radiation (03CH01-CA)
Amplifier	SONOMA	310N	372241	N/A	Jul. 26, 2019	Oct. 03, 2019	Jul. 25, 2020	Radiation (03CH01-CA)
EMI Test Receiver	R&S	ESU26	100049	20Hz~26.5GHz	Jul. 31, 2019	Oct. 03, 2019	Jul. 30, 2020	Radiation (03CH01-CA)
Filter	Wainwright	WHKX12-2700-3000-18000-60ST	SN9	3G High pass	Aug. 02, 2019	Oct. 03, 2019	Aug. 01, 2020	Radiation (03CH01-CA)
Antenna Mast	ChainTek	MBS-520-1	N/A	1m~4m	N/A	Oct. 03, 2019	N/A	Radiation (03CH01-CA)
Turn Table	ChainTek	T-200-S-1	N/A	0~360 Degree	N/A	Oct. 03, 2019	N/A	Radiation (03CH01-CA)
Radio Communication Analyze	Anritsu	MT8820C	6201300652	30MHz-2.7GHz, 3.4GHz-3.8GHz	Apr. 09, 2019	Oct. 10, 2019	Apr. 08, 2020	Conducted (SAR01-CA)

6 Uncertainty of Evaluation

Uncertainty of Radiated Emission Measurement (30 MHz ~ 1000 MHz)

Measuring Uncertainty for a Level of Confidence of 95% (U = 2Uc(y))	3.36

Uncertainty of Radiated Emission Measurement (1 GHz ~ 18 GHz)

Measuring Uncertainty for a Level of Confidence of 95% (U = 2Uc(y))	3.59

Uncertainty of Radiated Emission Measurement (18 GHz ~ 40 GHz)

Measuring Uncertainty for a Level of Confidence of 95% (U = 2Uc(y))	4.20

Appendix A. Test Results of Conducted Test

Conducted Output Power(Average power)

LTE Band 2 Maximum Average Power [dBm]						
BW [MHz]	RB Size	RB Offset	Mod	Lowest	Middle	Highest
20	1	0	QPSK	20.68	20.60	20.62
20	1	49		20.49	20.57	20.50
20	1	99		20.33	20.22	20.50
20	50	0		19.70	19.75	19.64
20	50	24		19.62	19.65	19.52
20	50	50		19.51	19.52	19.49
20	100	0		19.60	19.64	19.53
20	1	0	16-QAM	20.10	19.96	19.97
20	1	49		19.80	19.90	19.82
20	1	99		19.59	19.58	19.81
20	50	0		18.77	18.84	18.69
20	50	24		18.68	18.73	18.59
20	50	50		18.59	18.60	18.58
20	100	0		18.67	18.71	18.57
15	1	0	QPSK	20.64	20.53	20.57
15	1	37		20.35	20.40	20.40
15	1	74		20.32	20.13	20.43
15	36	0		19.54	19.60	19.47
15	36	20		19.57	19.65	19.46
15	36	39		19.34	19.48	19.35
15	75	0		19.50	19.45	19.43
15	1	0	16-QAM	19.96	19.84	19.93
15	1	37		19.62	19.89	19.75
15	1	74		19.40	19.49	19.79
15	36	0		18.77	18.78	18.60
15	36	20		18.52	18.54	18.57
15	36	39		18.55	18.40	18.50
15	75	0		18.65	18.61	18.41

LTE Band 2 Maximum Average Power [dBm]						
BW [MHz]	RB Size	RB Offset	Mod	Lowest	Middle	Highest
10	1	0	QPSK	20.53	20.41	20.47
10	1	25		20.44	20.56	20.49
10	1	49		20.15	20.12	20.45
10	25	0		19.69	19.69	19.56
10	25	12		19.55	19.47	19.36
10	25	25		19.46	19.49	19.43
10	50	0		19.56	19.62	19.44
10	1	0	16-QAM	19.98	19.76	19.93
10	1	25		19.74	19.84	19.79
10	1	49		19.55	19.49	19.72
10	25	0		18.59	18.78	18.57
10	25	12		18.53	18.73	18.43
10	25	25		18.48	18.55	18.40
10	50	0		18.51	18.52	18.57
5	1	0	QPSK	20.56	20.48	20.54
5	1	12		20.32	20.43	20.32
5	1	24		20.21	20.11	20.44
5	12	0		19.58	19.74	19.57
5	12	7		19.54	19.45	19.33
5	12	13		19.43	19.38	19.40
5	25	0		19.49	19.48	19.46
5	1	0	16-QAM	19.94	19.85	19.92
5	1	12		19.65	19.80	19.81
5	1	24		19.44	19.58	19.78
5	12	0		18.61	18.67	18.51
5	12	7		18.65	18.56	18.43
5	12	13		18.41	18.45	18.40
5	25	0		18.59	18.69	18.47

LTE Band 2 Maximum Average Power [dBm]						
BW [MHz]	RB Size	RB Offset	Mod	Lowest	Middle	Highest
3	1	0	QPSK	20.61	20.54	20.59
3	1	8		20.30	20.39	20.30
3	1	14		20.32	20.06	20.38
3	8	0		19.64	19.60	19.45
3	8	4		19.57	19.55	19.40
3	8	7		19.43	19.36	19.33
3	15	0		19.59	19.64	19.43
3	1	0	16-QAM	20.06	19.90	19.77
3	1	8		19.76	19.73	19.66
3	1	14		19.57	19.55	19.71
3	8	0		18.75	18.79	18.54
3	8	4		18.66	18.65	18.51
3	8	7		18.40	18.52	18.47
3	15	0		18.58	18.61	18.49
1.4	1	0	QPSK	20.54	20.40	20.48
1.4	1	3		20.32	20.44	20.32
1.4	1	5		20.27	20.07	20.41
1.4	3	0		20.63	20.59	20.48
1.4	3	1		20.45	20.52	20.42
1.4	3	3		20.28	20.05	20.34
1.4	6	0		19.48	19.49	19.45
1.4	1	0	16-QAM	20.10	19.91	19.96
1.4	1	3		19.67	19.84	19.70
1.4	1	5		19.59	19.55	19.47
1.4	3	0		19.96	19.91	19.90
1.4	3	1		19.74	19.88	19.68
1.4	3	3		19.52	19.44	19.70
1.4	6	0		18.59	18.68	18.47

LTE Band 25 Maximum Average Power [dBm]						
BW [MHz]	RB Size	RB Offset	Mod	Lowest	Middle	Highest
20	1	0	QPSK	20.77	20.76	**20.78**
20	1	49		20.59	20.65	20.47
20	1	99		20.52	20.40	20.34
20	50	0		19.73	19.82	19.66
20	50	24		19.75	19.68	19.53
20	50	50		19.68	19.56	19.41
20	100	0		19.75	19.67	19.56
20	1	0	16-QAM	20.12	20.13	20.12
20	1	49		19.89	20.00	19.84
20	1	99		19.84	19.75	19.63
20	50	0		18.83	18.91	18.77
20	50	24		18.85	18.81	18.65
20	50	50		18.78	18.68	18.54
20	100	0		18.83	18.77	18.65
15	1	0	QPSK	20.65	20.58	20.60
15	1	37		20.55	20.46	20.29
15	1	74		20.32	20.37	20.21
15	36	0		19.55	19.62	19.61
15	36	20		19.72	19.50	19.44
15	36	39		19.65	19.45	19.27
15	75	0		19.56	19.49	19.55
15	1	0	16-QAM	20.08	20.05	19.95
15	1	37		19.77	19.92	19.83
15	1	74		19.73	19.68	19.59
15	36	0		18.77	18.81	18.74
15	36	20		18.68	18.74	18.53
15	36	39		18.69	18.68	18.47
15	75	0		18.66	18.67	18.48

LTE Band 25 Maximum Average Power [dBm]						
BW [MHz]	RB Size	RB Offset	Mod	Lowest	Middle	Highest
10	1	0	QPSK	20.57	20.60	20.72
10	1	25		20.43	20.45	20.27
10	1	49		20.33	20.38	20.24
10	25	0		19.66	19.79	19.49
10	25	12		19.65	19.54	19.50
10	25	25		19.51	19.50	19.29
10	50	0		19.69	19.62	19.38
10	1	0	16-QAM	19.96	20.02	20.03
10	1	25		19.80	19.94	19.70
10	1	49		19.73	19.58	19.62
10	25	0		18.79	18.88	18.68
10	25	12		18.67	18.77	18.50
10	25	25		18.68	18.55	18.35
10	50	0		18.67	18.67	18.47
5	1	0	QPSK	20.61	20.74	20.61
5	1	12		20.44	20.63	20.47
5	1	24		20.33	20.23	20.17
5	12	0		19.70	19.79	19.50
5	12	7		19.57	19.66	19.47
5	12	13		19.56	19.38	19.40
5	25	0		19.69	19.55	19.52
5	1	0	16-QAM	19.97	20.11	20.05
5	1	12		19.69	19.81	19.81
5	1	24		19.79	19.62	19.56
5	12	0		18.74	18.90	18.75
5	12	7		18.79	18.69	18.53
5	12	13		18.68	18.51	18.36
5	25	0		18.65	18.66	18.64

LTE Band 25 Maximum Average Power [dBm]						
BW [MHz]	RB Size	RB Offset	Mod	Lowest	Middle	Highest
3	1	0	QPSK	20.65	20.66	20.58
3	1	8		20.45	20.59	20.30
3	1	14		20.35	20.22	20.25
3	8	0		19.65	19.82	19.47
3	8	4		19.70	19.62	19.37
3	8	7		19.64	19.36	19.33
3	15	0		19.65	19.52	19.36
3	1	0	16-QAM	20.01	20.07	20.05
3	1	8		19.74	19.99	19.68
3	1	14		19.66	19.74	19.44
3	8	0		18.67	18.71	18.68
3	8	4		18.67	18.65	18.61
3	8	7		18.64	18.58	18.45
3	15	0		18.77	18.65	18.62
1.4	1	0	QPSK	20.73	20.63	20.76
1.4	1	3		20.58	20.46	20.29
1.4	1	5		20.40	20.27	20.16
1.4	3	0		20.70	20.59	20.70
1.4	3	1		20.43	20.63	20.36
1.4	3	3		20.43	20.36	20.32
1.4	6	0		19.61	19.57	19.46
1.4	1	0	16-QAM	19.97	20.10	20.09
1.4	1	3		19.74	19.97	19.74
1.4	1	5		19.73	19.73	19.58
1.4	3	0		20.03	20.08	20.03
1.4	3	1		19.85	19.97	19.74
1.4	3	3		19.69	19.73	19.61
1.4	6	0		18.77	18.58	18.58

LTE Band 4 Maximum Average Power [dBm]						
BW [MHz]	RB Size	RB Offset	Mod	Lowest	Middle	Highest
20	1	0	QPSK	20.23	20.46	20.49
20	1	49		20.27	20.40	20.11
20	1	99		**20.54**	20.21	20.02
20	50	0		19.43	19.60	19.43
20	50	24		19.47	19.50	19.39
20	50	50		19.48	19.43	19.21
20	100	0		19.47	19.48	19.41
20	1	0	16-QAM	19.00	19.80	19.95
20	1	49		19.63	19.75	19.44
20	1	99		19.87	19.45	19.34
20	50	0		18.49	18.69	18.60
20	50	24		18.56	18.57	18.49
20	50	50		18.59	18.48	18.29
20	100	0		18.55	18.58	18.49
15	1	0	QPSK	20.18	20.39	20.41
15	1	37		20.16	20.24	19.95
15	1	74		20.43	20.07	19.98
15	36	0		19.38	19.55	19.35
15	36	20		19.30	19.48	19.31
15	36	39		19.38	19.26	19.17
15	75	0		19.27	19.47	19.21
15	1	0	16-QAM	18.97	19.68	19.92
15	1	37		19.46	19.73	19.34
15	1	74		19.84	19.45	19.15
15	36	0		18.47	18.61	18.51
15	36	20		18.48	18.37	18.36
15	36	39		18.55	18.31	18.14
15	75	0		18.47	18.39	18.43

LTE Band 4 Maximum Average Power [dBm]						
BW [MHz]	RB Size	RB Offset	Mod	Lowest	Middle	Highest
10	1	0	QPSK	20.21	20.33	20.29
10	1	25		20.17	20.24	19.93
10	1	49		20.37	20.12	19.94
10	25	0		19.39	19.60	19.24
10	25	12		19.28	19.39	19.22
10	25	25		19.34	19.31	19.12
10	50	0		19.28	19.36	19.22
10	1	0	16-QAM	18.97	19.68	19.79
10	1	25		19.44	19.58	19.30
10	1	49		19.74	19.44	19.29
10	25	0		18.32	18.63	18.43
10	25	12		18.36	18.41	18.45
10	25	25		18.55	18.34	18.20
10	50	0		18.39	18.49	18.33
5	1	0	QPSK	20.10	20.44	20.46
5	1	12		20.07	20.40	19.92
5	1	24		20.51	20.12	19.91
5	12	0		19.33	19.57	19.41
5	12	7		19.41	19.32	19.34
5	12	13		19.36	19.24	19.09
5	25	0		19.42	19.43	19.38
5	1	0	16-QAM	18.95	19.76	19.92
5	1	12		19.51	19.68	19.34
5	1	24		19.80	19.40	19.29
5	12	0		18.37	18.62	18.60
5	12	7		18.48	18.56	18.48
5	12	13		18.46	18.30	18.15
5	25	0		18.35	18.47	18.39

LTE Band 4 Maximum Average Power [dBm]						
BW [MHz]	RB Size	RB Offset	Mod	Lowest	Middle	Highest
3	1	0	QPSK	20.12	20.27	20.39
3	1	8		20.21	20.38	19.96
3	1	14		20.42	20.15	19.87
3	8	0		19.39	19.56	19.23
3	8	4		19.42	19.31	19.32
3	8	7		19.37	19.41	19.07
3	15	0		19.37	19.28	19.24
3	1	0	16-QAM	18.90	19.71	19.83
3	1	8		19.56	19.75	19.34
3	1	14		19.84	19.36	19.21
3	8	0		18.35	18.57	18.59
3	8	4		18.44	18.49	18.33
3	8	7		18.39	18.41	18.11
3	15	0		18.50	18.43	18.45
1.4	1	0	QPSK	20.07	20.26	20.37
1.4	1	3		20.22	20.35	20.09
1.4	1	5		20.49	20.06	20.02
1.4	3	0		20.21	20.44	20.40
1.4	3	1		20.12	20.22	20.04
1.4	3	3		20.45	20.06	20.00
1.4	6	0		19.28	19.41	19.30
1.4	1	0	16-QAM	18.81	19.75	19.76
1.4	1	3		19.60	19.65	19.24
1.4	1	5		19.71	19.35	19.21
1.4	3	0		18.97	19.69	19.87
1.4	3	1		19.54	19.58	19.30
1.4	3	3		19.79	19.28	19.17
1.4	6	0		18.41	18.55	18.42

LTE Band 5 Maximum Average Power [dBm]						
BW [MHz]	RB Size	RB Offset	Mod	Lowest	Middle	Highest
10	1	0	QPSK	21.33	21.35	**21.54**
10	1	25		21.27	21.37	21.33
10	1	49		21.41	21.41	21.32
10	25	0		20.39	20.49	20.46
10	25	12		20.46	20.42	20.46
10	25	25		20.40	20.39	20.33
10	50	0		20.44	20.44	20.43
10	1	0	16-QAM	20.69	20.74	20.71
10	1	25		20.64	20.71	20.59
10	1	49		20.73	20.77	20.60
10	25	0		19.48	19.61	19.59
10	25	12		19.57	19.54	19.56
10	25	25		19.49	19.50	19.42
10	50	0		19.53	19.54	19.49
5	1	0	QPSK	21.17	21.34	21.48
5	1	12		21.08	21.27	21.16
5	1	24		21.26	21.29	21.14
5	12	0		20.26	20.46	20.27
5	12	7		20.26	20.22	20.40
5	12	13		20.37	20.20	20.15
5	25	0		20.30	20.36	20.36
5	1	0	16-QAM	20.60	20.56	20.65
5	1	12		20.54	20.69	20.52
5	1	24		20.70	20.68	20.58
5	12	0		19.40	19.58	19.45
5	12	7		19.53	19.54	19.44
5	12	13		19.35	19.44	19.39
5	25	0		19.49	19.43	19.38

LTE Band 5 Maximum Average Power [dBm]						
BW [MHz]	RB Size	RB Offset	Mod	Lowest	Middle	Highest
3	1	0	QPSK	21.25	21.21	21.52
3	1	8		21.17	21.36	21.29
3	1	14		21.32	21.35	21.20
3	8	0		20.22	20.36	20.30
3	8	4		20.33	20.23	20.26
3	8	7		20.33	20.25	20.16
3	15	0		20.31	20.28	20.26
3	1	0	16-QAM	20.65	20.72	20.61
3	1	8		20.61	20.52	20.55
3	1	14		20.57	20.70	20.49
3	8	0		19.37	19.57	19.58
3	8	4		19.41	19.52	19.48
3	8	7		19.43	19.49	19.31
3	15	0		19.45	19.43	19.43
1.4	1	0	QPSK	21.28	21.33	21.51
1.4	1	3		21.25	21.34	21.31
1.4	1	5		21.24	21.32	21.25
1.4	3	0		21.26	21.30	21.41
1.4	3	1		21.24	21.19	21.30
1.4	3	3		21.28	21.39	21.21
1.4	6	0		20.31	20.33	20.24
1.4	1	0	16-QAM	20.55	20.68	20.53
1.4	1	3		20.61	20.68	20.58
1.4	1	5		20.53	20.70	20.46
1.4	3	0		20.49	20.72	20.51
1.4	3	1		20.53	20.53	20.52
1.4	3	3		20.62	20.74	20.48
1.4	6	0		19.46	19.43	19.49

LTE Band 7 Maximum Average Power [dBm]						
BW [MHz]	RB Size	RB Offset	Mod	Lowest	Middle	Highest
20	1	0	QPSK	21.33	21.35	**21.54**
20	1	49		21.27	21.37	21.33
20	1	99		21.41	21.41	21.32
20	50	0		20.39	20.49	20.46
20	50	24		20.46	20.42	20.46
20	50	50		20.40	20.39	20.33
20	100	0		20.44	20.44	20.43
20	1	0	16-QAM	20.69	20.74	20.71
20	1	49		20.64	20.71	20.59
20	1	99		20.73	20.77	20.60
20	50	0		19.48	19.61	19.59
20	50	24		19.57	19.54	19.56
20	50	50		19.49	19.50	19.42
20	100	0		19.53	19.54	19.49
15	1	0	QPSK	19.47	20.07	20.47
15	1	37		19.79	20.18	20.25
15	1	74		19.55	20.29	20.45
15	36	0		18.64	19.08	19.34
15	36	20		18.78	19.24	19.46
15	36	39		18.80	19.23	19.40
15	75	0		18.82	19.07	19.32
15	1	0	16-QAM	18.73	19.29	19.64
15	1	37		19.18	19.35	19.66
15	1	74		18.85	19.59	19.90
15	36	0		17.85	18.15	18.38
15	36	20		17.76	18.16	18.51
15	36	39		17.82	18.12	18.51
15	75	0		17.82	18.12	18.40

LTE Band 7 Maximum Average Power [dBm]						
BW [MHz]	RB Size	RB Offset	Mod	Lowest	Middle	Highest
10	1	0	QPSK	19.36	20.05	20.29
10	1	25		19.75	20.15	20.37
10	1	49		19.73	20.45	20.46
10	25	0		18.71	19.21	19.38
10	25	12		18.75	19.27	19.45
10	25	25		18.72	19.08	19.27
10	50	0		18.67	19.11	19.27
10	1	0	16-QAM	18.74	19.40	19.72
10	1	25		19.18	19.47	19.54
10	1	49		18.89	19.71	19.78
10	25	0		17.70	18.13	18.44
10	25	12		17.80	18.29	18.45
10	25	25		17.77	18.08	18.43
10	50	0		17.72	18.26	18.41
5	1	0	QPSK	19.40	20.18	20.44
5	1	12		19.82	20.19	20.27
5	1	24		19.74	20.41	20.43
5	12	0		18.63	19.14	19.31
5	12	7		18.83	19.11	19.36
5	12	13		18.76	19.19	19.41
5	25	0		18.79	19.16	19.36
5	1	0	16-QAM	18.81	19.47	19.65
5	1	12		19.26	19.41	19.57
5	1	24		18.86	19.76	19.74
5	12	0		17.88	18.11	18.39
5	12	7		17.80	18.26	18.45
5	12	13		17.92	18.22	18.38
5	25	0		17.89	18.10	18.57

LTE Band 12 Maximum Average Power [dBm]						
BW [MHz]	RB Size	RB Offset	Mod	Lowest	Middle	Highest
10	1	0	QPSK	21.40	21.02	20.69
10	1	25		20.90	20.48	21.15
10	1	49		20.70	21.26	**21.89**
10	25	0		20.09	19.78	19.77
10	25	12		19.98	19.71	20.07
10	25	25		19.75	19.87	20.51
10	50	0		19.96	19.78	20.15
10	1	0	16-QAM	20.78	20.42	20.05
10	1	25		20.22	19.91	20.54
10	1	49		20.06	20.69	21.19
10	25	0		19.18	18.89	18.88
10	25	12		19.08	18.82	19.16
10	25	25		18.85	19.01	19.59
10	50	0		19.08	18.91	19.24
5	1	0	QPSK	21.33	21.02	20.61
5	1	12		20.72	20.36	21.05
5	1	24		20.56	21.22	21.81
5	12	0		20.04	19.72	19.57
5	12	7		19.87	19.69	19.98
5	12	13		19.71	19.78	20.37
5	25	0		19.91	19.61	20.04
5	1	0	16-QAM	20.69	20.22	20.00
5	1	12		20.05	19.83	20.36
5	1	24		19.92	20.49	21.00
5	12	0		19.15	18.74	18.88
5	12	7		18.89	18.67	19.15
5	12	13		18.71	18.85	19.40
5	25	0		18.93	18.79	19.19

LTE Band 12 Maximum Average Power [dBm]						
BW [MHz]	RB Size	RB Offset	Mod	Lowest	Middle	Highest
3	1	0	QPSK	21.20	20.97	20.52
3	1	8		20.75	20.46	21.00
3	1	14		20.57	21.14	21.78
3	8	0		20.07	19.72	19.76
3	8	4		19.95	19.56	19.89
3	8	7		19.62	19.76	20.44
3	15	0		19.80	19.74	20.00
3	1	0	16-QAM	20.67	20.41	19.98
3	1	8		20.16	19.74	20.51
3	1	14		19.92	20.54	21.16
3	8	0		19.08	18.75	18.79
3	8	4		18.99	18.74	19.15
3	8	7		18.72	18.84	19.58
3	15	0		19.07	18.91	19.20
1.4	1	0	QPSK	21.29	20.88	20.69
1.4	1	3		20.81	20.38	20.95
1.4	1	5		20.61	21.16	21.80
1.4	3	0		21.36	20.92	20.53
1.4	3	1		20.78	20.45	21.14
1.4	3	3		20.51	21.16	21.81
1.4	6	0		19.89	19.62	20.01
1.4	1	0	16-QAM	20.75	20.37	19.94
1.4	1	3		20.20	19.80	20.38
1.4	1	5		19.86	20.65	21.08
1.4	3	0		20.58	20.29	20.03
1.4	3	1		20.09	19.72	20.53
1.4	3	3		19.99	20.65	21.14
1.4	6	0		18.93	18.91	19.11

LTE Band 13 Maximum Average Power [dBm]						
BW [MHz]	RB Size	RB Offset	Mod	Lowest	Middle	Highest
10	1	0	QPSK	-	**21.38**	-
10	1	25			21.16	
10	1	49			20.88	
10	25	0			20.23	
10	25	12			20.22	
10	25	25			20.14	
10	50	0			20.18	
10	1	0	16-QAM		20.73	
10	1	25			20.55	
10	1	49			20.22	
10	25	0			19.35	
10	25	12			19.31	
10	25	25			19.23	
10	50	0			19.28	
5	1	0	QPSK	21.37	21.24	21.29
5	1	12		21.16	20.98	21.08
5	1	24		20.78	20.87	20.72
5	12	0		20.21	20.23	20.08
5	12	7		20.07	20.15	20.11
5	12	13		20.06	20.03	20.05
5	25	0		20.00	20.12	20.01
5	1	0	16-QAM	20.59	20.58	20.68
5	1	12		20.44	20.47	20.42
5	1	24		20.11	20.14	20.02
5	12	0		19.27	19.20	19.26
5	12	7		19.29	19.15	19.30
5	12	13		19.22	19.04	19.06
5	25	0		19.09	19.08	19.08

LTE Band 17 Maximum Average Power [dBm]						
BW [MHz]	RB Size	RB Offset	Mod	Lowest	Middle	Highest
10	1	0	QPSK	20.34	20.40	20.59
10	1	25		20.88	21.04	21.25
10	1	49		21.77	**21.97**	21.96
10	25	0		19.60	19.78	19.88
10	25	12		19.90	20.09	20.18
10	25	25		20.28	20.46	20.67
10	50	0		19.89	20.08	20.28
10	1	0	16-QAM	19.66	19.75	19.96
10	1	25		20.29	20.47	20.65
10	1	49		21.12	21.25	21.26
10	25	0		18.69	18.89	19.02
10	25	12		19.02	19.21	19.29
10	25	25		19.38	19.56	19.77
10	50	0		18.99	19.18	19.38
5	1	0	QPSK	20.29	20.36	20.54
5	1	12		20.78	20.95	21.22
5	1	24		21.70	21.81	21.76
5	12	0		19.49	19.70	19.69
5	12	7		19.70	20.03	19.98
5	12	13		20.12	20.27	20.67
5	25	0		19.78	19.91	20.23
5	1	0	16-QAM	19.57	19.69	19.79
5	1	12		20.28	20.36	20.56
5	1	24		21.11	21.22	21.11
5	12	0		18.59	18.71	18.99
5	12	7		19.01	19.13	19.29
5	12	13		19.18	19.56	19.66
5	25	0		18.81	19.09	19.34

LTE Band 26 Maximum Average Power [dBm]						
BW [MHz]	RB Size	RB Offset	Mod	Lowest	Middle	Highest
15	1	0	QPSK	21.87	21.85	**21.88**
15	1	37		21.30	21.22	21.37
15	1	74		21.68	21.81	21.80
15	36	0		20.54	20.46	20.49
15	36	20		20.38	20.26	20.38
15	36	39		20.42	20.39	20.56
15	75	0		20.47	20.47	20.49
15	1	0	16-QAM	21.21	21.18	21.25
15	1	37		20.63	20.51	20.76
15	1	74		21.06	21.17	21.16
15	36	0		19.62	19.56	19.58
15	36	20		19.48	19.34	19.48
15	36	39		19.53	19.49	19.67
15	75	0		19.57	19.55	19.58
10	1	0	QPSK	21.86	21.70	21.86
10	1	25		21.19	21.12	21.19
10	1	49		21.57	21.73	21.65
10	25	0		20.51	20.30	20.41
10	25	12		20.24	20.10	20.35
10	25	25		20.33	20.19	20.38
10	50	0		20.46	20.45	20.44
10	1	0	16-QAM	21.10	21.02	21.07
10	1	25		20.56	20.32	20.58
10	1	49		21.05	21.17	21.11
10	25	0		19.52	19.41	19.57
10	25	12		19.34	19.20	19.47
10	25	25		19.33	19.41	19.67
10	50	0		19.41	19.41	19.50

LTE Band 26 Maximum Average Power [dBm]						
BW [MHz]	RB Size	RB Offset	Mod	Lowest	Middle	Highest
5	1	0	QPSK	21.71	21.70	21.73
5	1	12		21.16	21.06	21.20
5	1	24		21.57	21.80	21.64
5	12	0		20.53	20.44	20.29
5	12	7		20.33	20.12	20.30
5	12	13		20.30	20.30	20.39
5	25	0		20.41	20.37	20.29
5	1	0	16-QAM	21.07	21.12	21.14
5	1	12		20.48	20.47	20.57
5	1	24		20.86	21.12	21.00
5	12	0		19.54	19.38	19.54
5	12	7		19.34	19.32	19.41
5	12	13		19.47	19.44	19.56
5	25	0		19.52	19.49	19.49
3	1	0	QPSK	21.81	21.67	21.84
3	1	8		21.30	21.22	21.30
3	1	14		21.67	21.68	21.79
3	8	0		20.47	20.26	20.36
3	8	4		20.19	20.13	20.26
3	8	7		20.37	20.35	20.36
3	15	0		20.42	20.39	20.45
3	1	0	16-QAM	21.09	21.18	21.05
3	1	8		20.44	20.35	20.62
3	1	14		20.95	21.11	20.96
3	8	0		19.53	19.55	19.42
3	8	4		19.42	19.23	19.47
3	8	7		19.41	19.33	19.47
3	15	0		19.55	19.37	19.47

LTE Band 26 Maximum Average Power [dBm]						
BW [MHz]	RB Size	RB Offset	Mod	Lowest	Middle	Highest
1.4	1	0	QPSK	21.80	21.80	21.82
1.4	1	3		21.18	21.03	21.33
1.4	1	5		21.50	21.70	21.77
1.4	3	0		21.75	21.85	21.69
1.4	3	1		21.23	21.02	21.21
1.4	3	3		21.60	21.62	21.60
1.4	6	0		20.47	20.38	20.42
1.4	1	0	16-QAM	21.01	21.06	21.21
1.4	1	3		20.63	20.43	20.67
1.4	1	5		20.91	21.15	21.07
1.4	3	0		21.11	21.01	21.23
1.4	3	1		20.54	20.46	20.71
1.4	3	3		21.05	21.02	21.00
1.4	6	0		19.57	19.50	19.54

LTE Band 38 Maximum Average Power [dBm]						
BW [MHz]	RB Size	RB Offset	Mod	Lowest	Middle	Highest
20	1	0	QPSK	**20.60**	20.53	20.44
20	1	49		20.46	20.28	20.27
20	1	99		20.36	20.28	20.27
20	50	0		19.54	19.44	19.39
20	50	24		19.51	19.33	19.32
20	50	50		19.42	19.26	19.26
20	100	0		19.47	19.34	19.33
20	1	0	16-QAM	19.71	19.65	19.56
20	1	49		19.54	19.37	19.36
20	1	99		19.45	19.38	19.37
20	50	0		18.64	18.56	18.52
20	50	24		18.63	18.45	18.44
20	50	50		18.55	18.36	18.35
20	100	0		18.56	18.46	18.43
15	1	0	QPSK	20.52	20.46	20.30
15	1	37		20.37	20.10	20.26
15	1	74		20.24	20.14	20.13
15	36	0		19.39	19.40	19.28
15	36	20		19.34	19.14	19.15
15	36	39		19.29	19.21	19.15
15	75	0		19.39	19.27	19.26
15	1	0	16-QAM	19.51	19.57	19.41
15	1	37		19.38	19.23	19.32
15	1	74		19.45	19.33	19.23
15	36	0		18.57	18.36	18.51
15	36	20		18.55	18.28	18.35
15	36	39		18.44	18.25	18.34
15	75	0		18.48	18.32	18.38

LTE Band 38 Maximum Average Power [dBm]						
BW [MHz]	RB Size	RB Offset	Mod	Lowest	Middle	Highest
10	1	0	QPSK	20.54	20.42	20.24
10	1	25		20.32	20.18	20.20
10	1	49		20.18	20.18	20.11
10	25	0		19.44	19.36	19.32
10	25	12		19.37	19.23	19.28
10	25	25		19.31	19.18	19.22
10	50	0		19.27	19.33	19.22
10	1	0	16-QAM	19.64	19.49	19.55
10	1	25		19.36	19.20	19.33
10	1	49		19.39	19.23	19.26
10	25	0		18.54	18.39	18.49
10	25	12		18.60	18.33	18.38
10	25	25		18.36	18.20	18.35
10	50	0		18.49	18.31	18.34
5	1	0	QPSK	20.53	20.42	20.42
5	1	12		20.33	20.13	20.19
5	1	24		20.32	20.15	20.08
5	12	0		19.37	19.38	19.26
5	12	7		19.46	19.32	19.29
5	12	13		19.24	19.25	19.23
5	25	0		19.33	19.24	19.19
5	1	0	16-QAM	19.60	19.58	19.50
5	1	12		19.47	19.18	19.28
5	1	24		19.29	19.30	19.23
5	12	0		18.62	18.44	18.46
5	12	7		18.63	18.38	18.34
5	12	13		18.36	18.30	18.28
5	25	0		18.54	18.46	18.25

LTE Band 41 Maximum Average Power [dBm]						
BW [MHz]	RB Size	RB Offset	Mod	Lowest	Middle	Highest
20	1	0	QPSK	19.19	20.62	20.12
20	1	49		20.09	20.37	**20.96**
20	1	99		20.41	20.38	20.12
20	50	0		18.91	19.53	20.08
20	50	24		19.24	19.45	20.18
20	50	50		19.48	19.33	20.09
20	100	0		19.29	19.44	20.06
20	1	0	16-QAM	18.28	19.72	19.23
20	1	49		19.19	19.44	20.23
20	1	99		19.51	19.46	19.20
20	50	0		18.01	18.62	19.23
20	50	24		18.32	18.52	19.27
20	50	50		18.57	18.42	19.19
20	100	0		18.41	18.54	19.13
15	1	0	QPSK	19.03	20.50	20.07
15	1	37		19.99	20.31	20.77
15	1	74		20.28	20.26	20.10
15	36	0		18.73	19.44	20.04
15	36	20		19.17	19.26	20.06
15	36	39		19.39	19.25	19.92
15	75	0		19.09	19.32	19.95
15	1	0	16-QAM	18.18	19.70	19.13
15	1	37		19.11	19.42	20.15
15	1	74		19.50	19.32	19.11
15	36	0		17.93	18.50	19.06
15	36	20		18.27	18.38	19.09
15	36	39		18.46	18.30	19.08
15	75	0		18.33	18.40	18.96

LTE Band 41 Maximum Average Power [dBm]						
BW [MHz]	RB Size	RB Offset	Mod	Lowest	Middle	Highest
10	1	0	QPSK	19.10	20.56	19.94
10	1	25		19.96	20.32	20.95
10	1	49		20.41	20.36	19.92
10	25	0		18.89	19.35	19.99
10	25	12		19.04	19.36	19.99
10	25	25		19.29	19.16	19.98
10	50	0		19.26	19.26	20.04
10	1	0	16-QAM	18.16	19.60	19.15
10	1	25		19.08	19.34	20.16
10	1	49		19.45	19.37	19.19
10	25	0		17.91	18.49	19.15
10	25	12		18.29	18.50	19.19
10	25	25		18.40	18.30	19.10
10	50	0		18.29	18.51	19.07
5	1	0	QPSK	19.14	20.51	20.10
5	1	12		20.01	20.22	20.81
5	1	24		20.41	20.18	20.05
5	12	0		18.72	19.43	19.91
5	12	7		19.12	19.27	20.13
5	12	13		19.33	19.25	20.06
5	25	0		19.21	19.35	19.89
5	1	0	16-QAM	18.09	19.59	19.09
5	1	12		19.11	19.37	20.08
5	1	24		19.47	19.31	19.15
5	12	0		17.88	18.48	19.14
5	12	7		18.23	18.44	19.20
5	12	13		18.49	18.28	19.12
5	25	0		18.40	18.44	19.02

LTE Band 66 Maximum Average Power [dBm]						
BW [MHz]	RB Size	RB Offset	Mod	Lowest	Middle	Highest
20	1	0	QPSK	20.01	20.70	**20.79**
20	1	49		20.55	20.47	20.65
20	1	99		20.58	20.47	20.17
20	50	0		19.67	19.65	19.77
20	50	24		19.60	19.60	19.70
20	50	50		19.62	19.54	19.45
20	100	0		19.59	19.64	19.61
20	1	0	16-QAM	19.18	20.07	20.16
20	1	49		19.92	19.75	20.06
20	1	99		19.91	19.79	19.46
20	50	0		18.76	18.78	18.88
20	50	24		18.70	18.70	18.83
20	50	50		18.72	18.63	18.55
20	100	0		18.68	18.70	18.71
15	1	0	QPSK	20.01	20.53	20.67
15	1	37		20.55	20.27	20.64
15	1	74		20.50	20.34	20.09
15	36	0		19.64	19.51	19.73
15	36	20		19.54	19.58	19.66
15	36	39		19.44	19.37	19.26
15	75	0		19.44	19.61	19.44
15	1	0	16-QAM	19.09	20.07	20.06
15	1	37		19.81	19.61	19.94
15	1	74		19.82	19.65	19.33
15	36	0		18.70	18.61	18.78
15	36	20		18.63	18.58	18.70
15	36	39		18.72	18.59	18.37
15	75	0		18.56	18.58	18.62

LTE Band 66 Maximum Average Power [dBm]						
BW [MHz]	RB Size	RB Offset	Mod	Lowest	Middle	Highest
10	1	0	QPSK	20.01	20.68	20.62
10	1	25		20.37	20.36	20.51
10	1	49		20.46	20.27	19.99
10	25	0		19.51	19.48	19.71
10	25	12		19.43	19.44	19.51
10	25	25		19.44	19.35	19.33
10	50	0		19.55	19.63	19.58
10	1	0	16-QAM	19.07	19.89	19.96
10	1	25		19.72	19.70	19.94
10	1	49		19.73	19.70	19.45
10	25	0		18.74	18.66	18.77
10	25	12		18.69	18.70	18.81
10	25	25		18.53	18.51	18.36
10	50	0		18.59	18.64	18.54
5	1	0	QPSK	19.91	20.69	20.65
5	1	12		20.50	20.43	20.49
5	1	24		20.47	20.27	20.00
5	12	0		19.51	19.61	19.57
5	12	7		19.42	19.41	19.65
5	12	13		19.56	19.41	19.25
5	25	0		19.50	19.62	19.56
5	1	0	16-QAM	19.17	20.05	20.00
5	1	12		19.87	19.75	19.93
5	1	24		19.91	19.79	19.28
5	12	0		18.59	18.61	18.70
5	12	7		18.68	18.61	18.79
5	12	13		18.64	18.62	18.40
5	25	0		18.59	18.65	18.71

LTE Band 66 Maximum Average Power [dBm]						
BW [MHz]	RB Size	RB Offset	Mod	Lowest	Middle	Highest
3	1	0	QPSK	19.93	20.63	20.72
3	1	8		20.52	20.36	20.47
3	1	14		20.39	20.36	20.06
3	8	0		19.50	19.45	19.69
3	8	4		19.54	19.52	19.68
3	8	7		19.51	19.36	19.44
3	15	0		19.59	19.46	19.54
3	1	0	16-QAM	19.31	20.05	20.15
3	1	8		19.84	19.62	19.99
3	1	14		19.89	19.61	19.41
3	8	0		18.70	18.74	18.83
3	8	4		18.63	18.56	18.81
3	8	7		18.62	18.63	18.51
3	15	0		18.52	18.69	18.70
1.4	1	0	QPSK	19.90	20.65	20.69
1.4	1	3		20.46	20.31	20.63
1.4	1	5		20.43	20.35	20.01
1.4	3	0		19.99	20.59	20.65
1.4	3	1		20.48	20.34	20.62
1.4	3	3		20.50	20.34	20.02
1.4	6	0		19.44	19.46	19.50
1.4	1	0	16-QAM	18.98	19.91	19.89
1.4	1	3		19.86	19.62	19.93
1.4	1	5		19.91	19.61	19.40
1.4	3	0		19.03	19.81	19.99
1.4	3	1		19.85	19.73	19.97
1.4	3	3		19.78	19.78	19.46
1.4	6	0		18.64	18.50	18.59

Appendix B. Test Results of ERP/EIRP and Radiated Test

ERP/EIRP

LTE Band 2 / 1.4MHz (Average) (GT - LC = 5.2 dB)							
Channel	Mode	RB		Conducted		EIRP	
		Size	Offset	Power (dBm)	Power (Watts)	EIRP(dBm)	EIRP(W)
Lowest	QPSK	3	0	20.63	0.1156	25.83	0.3828
Middle		3	0	20.59	0.1146	25.79	0.3793
Highest		3	0	20.48	0.1117	25.68	0.3698
Lowest	16QAM	1	0	20.10	0.1023	25.30	0.3388
Middle		1	0	19.91	0.0979	25.11	0.3243
Highest		1	0	19.96	0.0991	25.16	0.3281
Limit	EIRP < 2W			Result		PASS	

LTE Band 2 / 3MHz (Average) (GT - LC = 5.2 dB)							
Channel	Mode	RB		Conducted		EIRP	
		Size	Offset	Power (dBm)	Power (Watts)	EIRP(dBm)	EIRP(W)
Lowest	QPSK	1	0	20.61	0.1151	25.81	0.3811
Middle		1	0	20.54	0.1132	25.74	0.3750
Highest		1	0	20.59	0.1146	25.79	0.3793
Lowest	16QAM	1	0	20.06	0.1014	25.26	0.3357
Middle		1	0	19.90	0.0977	25.10	0.3236
Highest		1	0	19.77	0.0948	24.97	0.3141
Limit	EIRP < 2W			Result		PASS	

LTE Band 2 / 5MHz (Average) (GT - LC = 5.2 dB)							
Channel	Mode	RB		Conducted		EIRP	
		Size	Offset	Power (dBm)	Power (Watts)	EIRP(dBm)	EIRP(W)
Lowest	QPSK	1	0	20.56	0.1138	25.76	0.3767
Middle		1	0	20.48	0.1117	25.68	0.3698
Highest		1	0	20.54	0.1132	25.74	0.3750
Lowest	16QAM	1	0	19.94	0.0986	25.14	0.3266
Middle		1	0	19.85	0.0966	25.05	0.3199
Highest		1	0	19.92	0.0982	25.12	0.3251
Limit	EIRP < 2W			Result		PASS	

LTE Band 2 / 10MHz (Average) (GT - LC = 5.2 dB)							
Channel	Mode	RB		Conducted		EIRP	
		Size	Offset	Power (dBm)	Power (Watts)	EIRP(dBm)	EIRP(W)
Lowest	QPSK	1	25	20.44	0.1107	25.64	0.3664
Middle		1	25	20.56	0.1138	25.76	0.3767
Highest		1	25	20.49	0.1119	25.69	0.3707
Lowest	16QAM	1	0	19.98	0.0995	25.18	0.3296
Middle		1	0	19.76	0.0946	24.96	0.3133
Highest		1	0	19.93	0.0984	25.13	0.3258
Limit	EIRP < 2W			Result		PASS	

LTE Band 2 / 15MHz (Average) (GT - LC = 5.2 dB)							
Channel	Mode	RB		Conducted		EIRP	
		Size	Offset	Power (dBm)	Power (Watts)	EIRP(dBm)	EIRP(W)
Lowest	QPSK	1	0	20.64	0.1159	25.84	0.3837
Middle		1	0	20.53	0.1130	25.73	0.3741
Highest		1	0	20.57	0.1140	25.77	0.3776
Lowest	16QAM	1	0	19.96	0.0991	25.16	0.3281
Middle		1	0	19.84	0.0964	25.04	0.3192
Highest		1	0	19.93	0.0984	25.13	0.3258
Limit	EIRP < 2W			Result		PASS	

LTE Band 2 / 20MHz (Average) (GT - LC = 5.2 dB)							
Channel	Mode	RB		Conducted		EIRP	
		Size	Offset	Power (dBm)	Power (Watts)	EIRP(dBm)	EIRP(W)
Lowest	QPSK	1	0	20.68	0.1169	25.88	0.3873
Middle		1	0	20.60	0.1148	25.80	0.3802
Highest		1	0	20.62	0.1153	25.82	0.3819
Lowest	16QAM	1	0	20.10	0.1023	25.30	0.3388
Middle		1	0	19.96	0.0991	25.16	0.3281
Highest		1	0	19.97	0.0993	25.17	0.3289
Limit	EIRP < 2W			Result		PASS	

LTE Band 25 / 1.4MHz (Average) (GT - LC = 5.2 dB)							
Channel	Mode	RB		Conducted		EIRP	
		Size	Offset	Power (dBm)	Power (Watts)	EIRP(dBm)	EIRP(W)
Lowest	QPSK	1	0	20.73	0.1183	25.93	0.3917
Middle		1	0	20.63	0.1156	25.83	0.3828
Highest		1	0	20.76	0.1191	25.96	0.3945
Lowest	16QAM	1	0	19.97	0.0993	25.17	0.3289
Middle		1	0	20.10	0.1023	25.30	0.3388
Highest		1	0	20.09	0.1021	25.29	0.3381
Limit	EIRP < 2W			Result		PASS	

LTE Band 25 / 3MHz (Average) (GT - LC = 5.2 dB)							
Channel	Mode	RB		Conducted		EIRP	
		Size	Offset	Power (dBm)	Power (Watts)	EIRP(dBm)	EIRP(W)
Lowest	QPSK	1	0	20.65	0.1161	25.85	0.3846
Middle		1	0	20.66	0.1164	25.86	0.3855
Highest		1	0	20.58	0.1143	25.78	0.3784
Lowest	16QAM	1	0	20.01	0.1002	25.21	0.3319
Middle		1	0	20.07	0.1016	25.27	0.3365
Highest		1	0	20.05	0.1012	25.25	0.3350
Limit	EIRP < 2W			Result		PASS	

LTE Band 25 / 5MHz (Average) (GT - LC = 5.2 dB)							
Channel	Mode	RB		Conducted		EIRP	
		Size	Offset	Power (dBm)	Power (Watts)	EIRP(dBm)	EIRP(W)
Lowest	QPSK	1	0	20.61	0.1151	25.81	0.3811
Middle		1	0	20.74	0.1186	25.94	0.3926
Highest		1	0	20.61	0.1151	25.81	0.3811
Lowest	16QAM	1	0	19.97	0.0993	25.17	0.3289
Middle		1	0	20.11	0.1026	25.31	0.3396
Highest		1	0	20.05	0.1012	25.25	0.3350
Limit	EIRP < 2W			Result		PASS	

LTE Band 25 / 10MHz (Average) (GT - LC = 5.2 dB)							
Channel	Mode	RB		Conducted		EIRP	
		Size	Offset	Power (dBm)	Power (Watts)	EIRP(dBm)	EIRP(W)
Lowest	QPSK	1	0	20.57	0.1140	25.77	0.3776
Middle		1	0	20.60	0.1148	25.80	0.3802
Highest		1	0	20.72	0.1180	25.92	0.3908
Lowest	16QAM	1	0	19.96	0.0991	25.16	0.3281
Middle		1	0	20.02	0.1005	25.22	0.3327
Highest		1	0	20.03	0.1007	25.23	0.3334
Limit	EIRP < 2W			Result		PASS	

LTE Band 25 / 15MHz (Average) (GT - LC = 5.2 dB)							
Channel	Mode	RB		Conducted		EIRP	
		Size	Offset	Power (dBm)	Power (Watts)	EIRP(dBm)	EIRP(W)
Lowest	QPSK	1	0	20.65	0.1161	25.85	0.3846
Middle		1	0	20.58	0.1143	25.78	0.3784
Highest		1	0	20.60	0.1148	25.80	0.3802
Lowest	16QAM	1	0	20.08	0.1019	25.28	0.3373
Middle		1	0	20.05	0.1012	25.25	0.3350
Highest		1	0	19.95	0.0989	25.15	0.3273
Limit	EIRP < 2W			Result		PASS	

LTE Band 25 / 20MHz (Average) (GT - LC = 5.2 dB)							
Channel	Mode	RB		Conducted		EIRP	
		Size	Offset	Power (dBm)	Power (Watts)	EIRP(dBm)	EIRP(W)
Lowest	QPSK	1	0	20.77	0.1194	25.97	0.3954
Middle		1	0	20.76	0.1191	25.96	0.3945
Highest		1	0	20.78	0.1197	25.98	0.3963
Lowest	16QAM	1	0	20.12	0.1028	25.32	0.3404
Middle		1	0	20.13	0.1030	25.33	0.3412
Highest		1	0	20.12	0.1028	25.32	0.3404
Limit	EIRP < 2W			Result		PASS	

LTE Band 4 / 1.4MHz (Average) (GT - LC = 5 dB)							
Channel	Mode	RB		Conducted		EIRP	
		Size	Offset	Power (dBm)	Power (Watts)	EIRP(dBm)	EIRP(W)
Lowest	QPSK	1	5	20.49	0.1119	25.49	0.3540
Middle		1	5	20.06	0.1014	25.06	0.3206
Highest		1	5	20.02	0.1005	25.02	0.3177
Lowest	16QAM	3	0	18.97	0.0789	23.97	0.2495
Middle		3	0	19.69	0.0931	24.69	0.2944
Highest		3	0	19.87	0.0971	24.87	0.3069
Limit	EIRP < 1W			Result		PASS	

LTE Band 4 / 3MHz (Average) (GT - LC = 5 dB)							
Channel	Mode	RB		Conducted		EIRP	
		Size	Offset	Power (dBm)	Power (Watts)	EIRP(dBm)	EIRP(W)
Lowest	QPSK	1	14	20.42	0.1102	25.42	0.3483
Middle		1	14	20.15	0.1035	25.15	0.3273
Highest		1	14	19.87	0.0971	24.87	0.3069
Lowest	16QAM	1	14	19.84	0.0964	24.84	0.3048
Middle		1	14	19.36	0.0863	24.36	0.2729
Highest		1	14	19.21	0.0834	24.21	0.2636
Limit	EIRP < 1W			Result		PASS	

LTE Band 4 / 5MHz (Average) (GT - LC = 5 dB)							
Channel	Mode	RB		Conducted		EIRP	
		Size	Offset	Power (dBm)	Power (Watts)	EIRP(dBm)	EIRP(W)
Lowest	QPSK	1	24	20.51	0.1125	25.51	0.3556
Middle		1	24	20.12	0.1028	25.12	0.3251
Highest		1	24	19.91	0.0979	24.91	0.3097
Lowest	16QAM	1	0	18.95	0.0785	23.95	0.2483
Middle		1	0	19.76	0.0946	24.76	0.2992
Highest		1	0	19.92	0.0982	24.92	0.3105
Limit	EIRP < 1W			Result		PASS	

LTE Band 4 / 10MHz (Average) (GT - LC = 5 dB)							
Channel	Mode	RB		Conducted		EIRP	
		Size	Offset	Power (dBm)	Power (Watts)	EIRP(dBm)	EIRP(W)
Lowest	QPSK	1	49	20.37	0.1089	25.37	0.3443
Middle		1	49	20.12	0.1028	25.12	0.3251
Highest		1	49	19.94	0.0986	24.94	0.3119
Lowest	16QAM	1	0	18.97	0.0789	23.97	0.2495
Middle		1	0	19.68	0.0929	24.68	0.2938
Highest		1	0	19.79	0.0953	24.79	0.3013
Limit	EIRP < 1W			Result		PASS	

LTE Band 4 / 15MHz (Average) (GT - LC = 5 dB)							
Channel	Mode	RB		Conducted		EIRP	
		Size	Offset	Power (dBm)	Power (Watts)	EIRP(dBm)	EIRP(W)
Lowest	QPSK	1	74	20.43	0.1104	25.43	0.3491
Middle		1	74	20.07	0.1016	25.07	0.3214
Highest		1	74	19.98	0.0995	24.98	0.3148
Lowest	16QAM	1	0	18.97	0.0789	23.97	0.2495
Middle		1	0	19.68	0.0929	24.68	0.2938
Highest		1	0	19.92	0.0982	24.92	0.3105
Limit	EIRP < 1W			Result		PASS	

LTE Band 4 / 20MHz (Average) (GT - LC = 5 dB)							
Channel	Mode	RB		Conducted		EIRP	
		Size	Offset	Power (dBm)	Power (Watts)	EIRP(dBm)	EIRP(W)
Lowest	QPSK	1	99	20.54	0.1132	25.54	0.3581
Middle		1	99	20.21	0.1050	25.21	0.3319
Highest		1	99	20.02	0.1005	25.02	0.3177
Lowest	16QAM	1	0	19.00	0.0794	24.00	0.2512
Middle		1	0	19.80	0.0955	24.80	0.3020
Highest		1	0	19.95	0.0989	24.95	0.3126
Limit	EIRP < 1W			Result		PASS	

LTE Band 5 / 1.4MHz (Average) (GT - LC = 1.6 dB)							
Channel	Mode	RB		Conducted		ERP	
		Size	Offset	Power (dBm)	Power (Watts)	ERP(dBm)	ERP(W)
Lowest	QPSK	1	0	21.28	0.1343	20.73	0.1183
Middle		1	0	21.33	0.1358	20.78	0.1197
Highest		1	0	21.51	0.1416	20.96	0.1247
Lowest	16QAM	3	3	20.62	0.1153	20.07	0.1016
Middle		3	3	20.74	0.1186	20.19	0.1045
Highest		3	3	20.48	0.1117	19.93	0.0984
Limit	ERP < 7W			Result		PASS	

LTE Band 5 / 3MHz (Average) (GT - LC = 1.6 dB)							
Channel	Mode	RB		Conducted		ERP	
		Size	Offset	Power (dBm)	Power (Watts)	ERP(dBm)	ERP(W)
Lowest	QPSK	1	0	21.25	0.1334	20.70	0.1175
Middle		1	0	21.21	0.1321	20.66	0.1164
Highest		1	0	21.52	0.1419	20.97	0.1250
Lowest	16QAM	1	0	20.65	0.1161	20.10	0.1023
Middle		1	0	20.72	0.1180	20.17	0.1040
Highest		1	0	20.61	0.1151	20.06	0.1014
Limit	ERP < 7W			Result		PASS	

LTE Band 5 / 5MHz (Average) (GT - LC = 1.6 dB)							
Channel	Mode	RB		Conducted		ERP	
		Size	Offset	Power (dBm)	Power (Watts)	ERP(dBm)	ERP(W)
Lowest	QPSK	1	0	21.17	0.1309	20.62	0.1153
Middle		1	0	21.34	0.1361	20.79	0.1199
Highest		1	0	21.48	0.1406	20.93	0.1239
Lowest	16QAM	1	24	20.70	0.1175	20.15	0.1035
Middle		1	24	20.68	0.1169	20.13	0.1030
Highest		1	24	20.58	0.1143	20.03	0.1007
Limit	ERP < 7W			Result		PASS	

LTE Band 5 / 10MHz (Average) (GT - LC = 1.6 dB)							
Channel	Mode	RB		Conducted		ERP	
		Size	Offset	Power (dBm)	Power (Watts)	ERP(dBm)	ERP(W)
Lowest	QPSK	1	0	21.33	0.1358	20.78	0.1197
Middle		1	0	21.35	0.1365	20.80	0.1202
Highest		1	0	21.54	0.1426	20.99	0.1256
Lowest	16QAM	1	49	20.73	0.1183	20.18	0.1042
Middle		1	49	20.77	0.1194	20.22	0.1052
Highest		1	49	20.60	0.1148	20.05	0.1012
Limit	ERP < 7W			Result		PASS	

LTE Band 7 / 5MHz (Average) (GT - LC = 3.7 dB)							
Channel	Mode	RB		Conducted		EIRP	
		Size	Offset	Power (dBm)	Power (Watts)	EIRP(dBm)	EIRP(W)
Lowest	QPSK	1	0	19.40	0.0871	23.10	0.2042
Middle		1	0	20.18	0.1042	23.88	0.2443
Highest		1	0	20.44	0.1107	24.14	0.2594
Lowest	16QAM	1	24	18.86	0.0769	22.56	0.1803
Middle		1	24	19.76	0.0946	23.46	0.2218
Highest		1	24	19.74	0.0942	23.44	0.2208
Limit	EIRP < 2W			Result		PASS	

LTE Band 7 / 10MHz (Average) (GT - LC = 3.7 dB)							
Channel	Mode	RB		Conducted		EIRP	
		Size	Offset	Power (dBm)	Power (Watts)	EIRP(dBm)	EIRP(W)
Lowest	QPSK	1	49	19.73	0.0940	23.43	0.2203
Middle		1	49	20.45	0.1109	24.15	0.2600
Highest		1	49	20.46	0.1112	24.16	0.2606
Lowest	16QAM	1	49	18.89	0.0774	22.59	0.1816
Middle		1	49	19.71	0.0935	23.41	0.2193
Highest		1	49	19.78	0.0951	23.48	0.2228
Limit	EIRP < 2W			Result		PASS	

LTE Band 7 / 15MHz (Average) (GT - LC = 3.7 dB)							
Channel	Mode	RB		Conducted		EIRP	
		Size	Offset	Power (dBm)	Power (Watts)	EIRP(dBm)	EIRP(W)
Lowest	QPSK	1	0	19.47	0.0885	23.17	0.2075
Middle		1	0	20.07	0.1016	23.77	0.2382
Highest		1	0	20.47	0.1114	24.17	0.2612
Lowest	16QAM	1	74	18.85	0.0767	22.55	0.1799
Middle		1	74	19.59	0.0910	23.29	0.2133
Highest		1	74	19.90	0.0977	23.60	0.2291
Limit	EIRP < 2W			Result		PASS	

LTE Band 7 / 20MHz (Average) (GT - LC = 3.7 dB)							
Channel	Mode	RB		Conducted		EIRP	
		Size	Offset	Power (dBm)	Power (Watts)	EIRP(dBm)	EIRP(W)
Lowest	QPSK	1	0	21.33	0.1358	25.03	0.3184
Middle		1	0	21.35	0.1365	25.05	0.3199
Highest		1	0	21.54	0.1426	25.24	0.3342
Lowest	16QAM	1	99	20.73	0.1183	24.43	0.2773
Middle		1	99	20.77	0.1194	24.47	0.2799
Highest		1	99	20.60	0.1148	24.30	0.2692
Limit	EIRP < 2W			Result		PASS	

LTE Band 12 / 1.4MHz (Average) (GT - LC = 1.2 dB)							
Channel	Mode	RB		Conducted		ERP	
		Size	Offset	Power (dBm)	Power (Watts)	ERP(dBm)	ERP(W)
Lowest	QPSK	3	3	20.51	0.1125	19.56	0.0904
Middle		3	3	21.16	0.1306	20.21	0.1050
Highest		3	3	21.81	0.1517	20.86	0.1219
Lowest	16QAM	3	3	19.99	0.0998	19.04	0.0802
Middle		3	3	20.65	0.1161	19.70	0.0933
Highest		3	3	21.14	0.1300	20.19	0.1045
Limit	ERP < 3W			Result		PASS	

LTE Band 12 / 3MHz (Average) (GT - LC = 1.2 dB)							
Channel	Mode	RB		Conducted		ERP	
		Size	Offset	Power (dBm)	Power (Watts)	ERP(dBm)	ERP(W)
Lowest	QPSK	1	14	20.57	0.1140	19.62	0.0916
Middle		1	14	21.14	0.1300	20.19	0.1045
Highest		1	14	21.78	0.1507	20.83	0.1211
Lowest	16QAM	1	14	19.92	0.0982	18.97	0.0789
Middle		1	14	20.54	0.1132	19.59	0.0910
Highest		1	14	21.16	0.1306	20.21	0.1050
Limit	ERP < 3W			Result		PASS	

LTE Band 12 / 5MHz (Average) (GT - LC = 1.2 dB)							
Channel	Mode	RB		Conducted		ERP	
		Size	Offset	Power (dBm)	Power (Watts)	ERP(dBm)	ERP(W)
Lowest	QPSK	1	24	20.56	0.1138	19.61	0.0914
Middle		1	24	21.22	0.1324	20.27	0.1064
Highest		1	24	21.81	0.1517	20.86	0.1219
Lowest	16QAM	1	24	19.92	0.0982	18.97	0.0789
Middle		1	24	20.49	0.1119	19.54	0.0899
Highest		1	24	21.00	0.1259	20.05	0.1012
Limit	ERP < 3W			Result		PASS	

LTE Band 12 / 10MHz (Average) (GT - LC = 1.2 dB)							
Channel	Mode	RB		Conducted		ERP	
		Size	Offset	Power (dBm)	Power (Watts)	ERP(dBm)	ERP(W)
Lowest	QPSK	1	49	20.70	0.1175	19.75	0.0944
Middle		1	49	21.26	0.1337	20.31	0.1074
Highest		1	49	21.89	0.1545	20.94	0.1242
Lowest	16QAM	1	49	20.06	0.1014	19.11	0.0815
Middle		1	49	20.69	0.1172	19.74	0.0942
Highest		1	49	21.19	0.1315	20.24	0.1057
Limit	ERP < 3W			Result		PASS	

LTE Band 13 / 5MHz (Average) (GT - LC = 2.9 dB)							
Channel	Mode	RB		Conducted		ERP	
		Size	Offset	Power (dBm)	Power (Watts)	ERP(dBm)	ERP(W)
Lowest	QPSK	1	0	21.37	0.1371	22.12	0.1629
Middle		1	0	21.24	0.1330	21.99	0.1581
Highest		1	0	21.29	0.1346	22.04	0.1600
Lowest	16QAM	1	0	20.59	0.1146	21.34	0.1361
Middle		1	0	20.58	0.1143	21.33	0.1358
Highest		1	0	20.68	0.1169	21.43	0.1390
Limit	ERP < 3W			Result		PASS	

LTE Band 13 / 10MHz (Average) (GT - LC = 2.9 dB)							
Channel	Mode	RB		Conducted		ERP	
		Size	Offset	Power (dBm)	Power (Watts)	ERP(dBm)	ERP(W)
Lowest	QPSK	-	-	-	-	-	-
Middle		1	0	21.38	0.1374	22.13	0.1633
Highest		-	-	-	-	-	-
Lowest	16QAM	-	-	-	-	-	-
Middle		1	0	20.73	0.1183	21.48	0.1406
Highest		-	-	-	-	-	-
Limit	ERP < 3W			Result		PASS	

LTE Band 17 / 5MHz (Average) (GT - LC = 1.2 dB)							
Channel	Mode	RB		Conducted		ERP	
		Size	Offset	Power (dBm)	Power (Watts)	ERP(dBm)	ERP(W)
Lowest	QPSK	1	24	21.70	0.1479	20.75	0.1189
Middle		1	24	21.81	0.1517	20.86	0.1219
Highest		1	24	21.76	0.1500	20.81	0.1205
Lowest	16QAM	1	24	21.11	0.1291	20.16	0.1038
Middle		1	24	21.22	0.1324	20.27	0.1064
Highest		1	24	21.11	0.1291	20.16	0.1038
Limit	ERP < 3W			Result		PASS	

LTE Band 17 / 10MHz (Average) (GT - LC = 1.2 dB)							
Channel	Mode	RB		Conducted		ERP	
		Size	Offset	Power (dBm)	Power (Watts)	ERP(dBm)	ERP(W)
Lowest	QPSK	1	49	21.77	0.1503	20.82	0.1208
Middle		1	49	21.97	0.1574	21.02	0.1265
Highest		1	49	21.96	0.1570	21.01	0.1262
Lowest	16QAM	1	49	21.12	0.1294	20.17	0.1040
Middle		1	49	21.25	0.1334	20.30	0.1072
Highest		1	49	21.26	0.1337	20.31	0.1074
Limit	ERP < 3W			Result		PASS	

LTE Band 41 / 5MHz (Average) (GT - LC = 5.3 dB)							
Channel	Mode	RB		Conducted		EIRP	
		Size	Offset	Power (dBm)	Power (Watts)	EIRP(dBm)	EIRP(W)
Lowest	QPSK	1	12	20.01	0.1002	25.31	0.3396
Middle		1	12	20.22	0.1052	25.52	0.3565
Highest		1	12	20.81	0.1205	26.11	0.4083
Lowest	16QAM	1	12	19.11	0.0815	24.41	0.2761
Middle		1	12	19.37	0.0865	24.67	0.2931
Highest		1	12	20.08	0.1019	25.38	0.3451
Limit	EIRP < 2W			Result		PASS	

LTE Band 41 / 10MHz (Average) (GT - LC = 5.3 dB)							
Channel	Mode	RB		Conducted		EIRP	
		Size	Offset	Power (dBm)	Power (Watts)	EIRP(dBm)	EIRP(W)
Lowest	QPSK	1	25	19.96	0.0991	25.26	0.3357
Middle		1	25	20.32	0.1076	25.62	0.3648
Highest		1	25	20.95	0.1245	26.25	0.4217
Lowest	16QAM	1	25	19.08	0.0809	24.38	0.2742
Middle		1	25	19.34	0.0859	24.64	0.2911
Highest		1	25	20.16	0.1038	25.46	0.3516
Limit	EIRP < 2W			Result		PASS	

LTE Band 41 / 15MHz (Average) (GT - LC = 5.3 dB)							
Channel	Mode	RB		Conducted		EIRP	
		Size	Offset	Power (dBm)	Power (Watts)	EIRP(dBm)	EIRP(W)
Lowest	QPSK	1	37	19.99	0.0998	25.29	0.3381
Middle		1	37	20.31	0.1074	25.61	0.3639
Highest		1	37	20.77	0.1194	26.07	0.4046
Lowest	16QAM	1	37	19.11	0.0815	24.41	0.2761
Middle		1	37	19.42	0.0875	24.72	0.2965
Highest		1	37	20.15	0.1035	25.45	0.3508
Limit	EIRP < 2W			Result		PASS	

LTE Band 41 / 20MHz (Average) (GT - LC = 5.3 dB)							
Channel	Mode	RB		Conducted		EIRP	
		Size	Offset	Power (dBm)	Power (Watts)	EIRP(dBm)	EIRP(W)
Lowest	QPSK	1	49	20.01	0.1002	25.39	0.3459
Middle		1	49	20.37	0.1089	25.67	0.3690
Highest		1	49	20.96	0.1247	26.26	0.4227
Lowest	16QAM	1	49	19.19	0.0830	24.49	0.2812
Middle		1	49	19.44	0.0879	24.74	0.2979
Highest		1	49	20.23	0.1054	25.53	0.3573
Limit	EIRP < 2W			Result		PASS	

LTE Band 26 / 1.4MHz (Average) (GT - LC = 2.1 dB)							
Channel	Mode	RB		Conducted		ERP	
		Size	Offset	Power (dBm)	Power (Watts)	ERP(dBm)	ERP(W)
Lowest	QPSK	3	0	21.75	0.1496	21.70	0.1479
Middle		3	0	21.85	0.1531	21.80	0.1514
Highest		3	0	21.69	0.1476	21.64	0.1459
Lowest	16QAM	3	0	21.11	0.1291	21.06	0.1276
Middle		3	0	21.01	0.1262	20.96	0.1247
Highest		3	0	21.23	0.1327	21.18	0.1312
Limit	ERP < 7W			Result		PASS	

LTE Band 26 / 3MHz (Average) (GT - LC = 2.1 dB)							
Channel	Mode	RB		Conducted		ERP	
		Size	Offset	Power (dBm)	Power (Watts)	ERP(dBm)	ERP(W)
Lowest	QPSK	1	0	21.81	0.1517	21.76	0.1500
Middle		1	0	21.67	0.1469	21.62	0.1452
Highest		1	0	21.84	0.1528	21.79	0.1510
Lowest	16QAM	1	0	21.09	0.1285	21.04	0.1271
Middle		1	0	21.18	0.1312	21.13	0.1297
Highest		1	0	21.05	0.1274	21.00	0.1259
Limit	ERP < 7W			Result		PASS	

LTE Band 26 / 5MHz (Average) (GT - LC = 2.1 dB)							
Channel	Mode	RB		Conducted		ERP	
		Size	Offset	Power (dBm)	Power (Watts)	ERP(dBm)	ERP(W)
Lowest	QPSK	1	24	21.57	0.1435	21.52	0.1419
Middle		1	24	21.80	0.1514	21.75	0.1496
Highest		1	24	21.64	0.1459	21.59	0.1442
Lowest	16QAM	1	0	21.07	0.1279	21.02	0.1265
Middle		1	0	21.12	0.1294	21.07	0.1279
Highest		1	0	21.14	0.1300	21.09	0.1285
Limit	ERP < 7W			Result		PASS	

LTE Band 26 / 10MHz (Average) (GT - LC = 2.1 dB)							
Channel	Mode	RB		Conducted		ERP	
		Size	Offset	Power (dBm)	Power (Watts)	ERP(dBm)	ERP(W)
Lowest	QPSK	1	0	0.00	0.0010	-0.05	0.0010
Middle		1	0	21.86	0.1535	21.81	0.1517
Highest		1	0	0.00	0.0010	-0.05	0.0010
Lowest	16QAM	1	0	0.00	0.0010	-0.05	0.0010
Middle		1	0	21.10	0.1288	21.05	0.1274
Highest		1	0	0.00	0.0010	-0.05	0.0010
Limit	ERP < 7W			Result		PASS	

LTE Band 26 / 15MHz (Average) (GT - LC = 2.1 dB)							
Channel	Mode	RB		Conducted		ERP	
		Size	Offset	Power (dBm)	Power (Watts)	ERP(dBm)	ERP(W)
Lowest	QPSK	1	0	21.87	0.1538	21.82	0.1521
Middle		1	0	0.00	0.0010	-0.05	0.0010
Highest		1	0	0.00	0.0010	-0.05	0.0010
Lowest	16QAM	1	0	21.21	0.1321	21.16	0.1306
Middle		1	0	0.00	0.0010	-0.05	0.0010
Highest		1	0	0.00	0.0010	-0.05	0.0010
Limit	ERP < 7W			Result		PASS	

LTE Band 38 / 5MHz (Peak) (GT - LC = 3.9 dB)							
Channel	Mode	RB		Conducted		EIRP	
		Size	Offset	Power (dBm)	Power (Watts)	EIRP(dBm)	EIRP(W)
Lowest	QPSK	1	0	20.53	0.1130	24.43	0.2773
Middle		1	0	20.42	0.1102	24.32	0.2704
Highest		1	0	20.42	0.1102	24.32	0.2704
Lowest	16QAM	1	0	19.60	0.0912	23.50	0.2239
Middle		1	0	19.58	0.0908	23.48	0.2228
Highest		1	0	19.50	0.0891	23.40	0.2188
Limit	EIRP < 2W			Result		PASS	

LTE Band 38 / 10MHz (Peak) (GT - LC = 3.9 dB)							
Channel	Mode	RB		Conducted		EIRP	
		Size	Offset	Power (dBm)	Power (Watts)	EIRP(dBm)	EIRP(W)
Lowest	QPSK	1	0	20.54	0.1132	24.44	0.2780
Middle		1	0	20.42	0.1102	24.32	0.2704
Highest		1	0	20.24	0.1057	24.14	0.2594
Lowest	16QAM	1	0	19.64	0.0920	23.54	0.2259
Middle		1	0	19.49	0.0889	23.39	0.2183
Highest		1	0	19.55	0.0902	23.45	0.2213
Limit	EIRP < 2W			Result		PASS	

LTE Band 38 / 15MHz (Peak) (GT - LC = 3.9 dB)							
Channel	Mode	RB		Conducted		EIRP	
		Size	Offset	Power (dBm)	Power (Watts)	EIRP(dBm)	EIRP(W)
Lowest	QPSK	1	0	20.52	0.1127	24.42	0.2767
Middle		1	0	20.46	0.1112	24.36	0.2729
Highest		1	0	20.30	0.1072	24.20	0.2630
Lowest	16QAM	1	0	19.51	0.0893	23.41	0.2193
Middle		1	0	19.57	0.0906	23.47	0.2223
Highest		1	0	19.41	0.0873	23.31	0.2143
Limit	EIRP < 2W			Result		PASS	

LTE Band 38 / 20MHz (Peak) (GT - LC = 3.9 dB)							
Channel	Mode	RB		Conducted		EIRP	
		Size	Offset	Power (dBm)	Power (Watts)	EIRP(dBm)	EIRP(W)
Lowest	QPSK	1	0	20.60	0.1148	24.50	0.2818
Middle		1	0	20.53	0.1130	24.43	0.2773
Highest		1	0	20.44	0.1107	24.34	0.2716
Lowest	16QAM	1	0	19.71	0.0935	23.61	0.2296
Middle		1	0	19.65	0.0923	23.55	0.2265
Highest		1	0	19.56	0.0904	23.46	0.2218
Limit	EIRP < 2W			Result		PASS	

LTE Band 66 / 1.4MHz (Average) (GT - LC = 5 dB)							
Channel	Mode	RB		Conducted		EIRP	
		Size	Offset	Power (dBm)	Power (Watts)	EIRP(dBm)	EIRP(W)
Lowest	QPSK	1	0	19.90	0.0977	24.90	0.3090
Middle		1	0	20.65	0.1161	25.65	0.3673
Highest		1	0	20.69	0.1172	25.69	0.3707
Lowest	16QAM	3	0	19.03	0.0800	24.03	0.2529
Middle		3	0	19.81	0.0957	24.81	0.3027
Highest		3	0	19.99	0.0998	24.99	0.3155
Limit	EIRP < 1W			Result		PASS	

LTE Band 66 / 3MHz (Average) (GT - LC = 5 dB)							
Channel	Mode	RB		Conducted		EIRP	
		Size	Offset	Power (dBm)	Power (Watts)	EIRP(dBm)	EIRP(W)
Lowest	QPSK	1	0	19.93	0.0984	24.93	0.3112
Middle		1	0	20.63	0.1156	25.63	0.3656
Highest		1	0	20.72	0.1180	25.72	0.3733
Lowest	16QAM	1	0	19.31	0.0853	24.31	0.2698
Middle		1	0	20.05	0.1012	25.05	0.3199
Highest		1	0	20.15	0.1035	25.15	0.3273
Limit	EIRP < 1W			Result		PASS	

LTE Band 66 / 5MHz (Average) (GT - LC = 5 dB)							
Channel	Mode	RB		Conducted		EIRP	
		Size	Offset	Power (dBm)	Power (Watts)	EIRP(dBm)	EIRP(W)
Lowest	QPSK	1	0	19.91	0.0979	24.91	0.3097
Middle		1	0	20.69	0.1172	25.69	0.3707
Highest		1	0	20.65	0.1161	25.65	0.3673
Lowest	16QAM	1	0	19.17	0.0826	24.17	0.2612
Middle		1	0	20.05	0.1012	25.05	0.3199
Highest		1	0	20.00	0.1000	25.00	0.3162
Limit	EIRP < 1W			Result		PASS	

LTE Band 66 / 10MHz (Average) (GT - LC = 5 dB)							
Channel	Mode	RB		Conducted		EIRP	
		Size	Offset	Power (dBm)	Power (Watts)	EIRP(dBm)	EIRP(W)
Lowest	QPSK	1	0	20.01	0.1002	25.01	0.3170
Middle		1	0	20.68	0.1169	25.68	0.3698
Highest		1	0	20.62	0.1153	25.62	0.3648
Lowest	16QAM	1	0	19.07	0.0807	24.07	0.2553
Middle		1	0	19.89	0.0975	24.89	0.3083
Highest		1	0	19.96	0.0991	24.96	0.3133
Limit	EIRP < 1W			Result		PASS	

LTE Band 66 / 15MHz (Average) (GT - LC = 5 dB)							
Channel	Mode	RB		Conducted		EIRP	
		Size	Offset	Power (dBm)	Power (Watts)	EIRP(dBm)	EIRP(W)
Lowest	QPSK	1	0	20.01	0.1002	25.01	0.3170
Middle		1	0	20.53	0.1130	25.53	0.3573
Highest		1	0	20.67	0.1167	25.67	0.3690
Lowest	16QAM	1	0	19.09	0.0811	24.09	0.2564
Middle		1	0	20.07	0.1016	25.07	0.3214
Highest		1	0	20.06	0.1014	25.06	0.3206
Limit	EIRP < 1W			Result		PASS	

LTE Band 66 / 20MHz (Average) (GT - LC = 5 dB)							
Channel	Mode	RB		Conducted		EIRP	
		Size	Offset	Power (dBm)	Power (Watts)	EIRP(dBm)	EIRP(W)
Lowest	QPSK	1	0	20.01	0.1002	25.01	0.3170
Middle		1	0	20.70	0.1175	25.70	0.3715
Highest		1	0	20.79	0.1199	25.79	0.3793
Lowest	16QAM	1	0	19.18	0.0828	24.18	0.2618
Middle		1	0	20.07	0.1016	25.07	0.3214
Highest		1	0	20.16	0.1038	25.16	0.3281
Limit	EIRP < 1W			Result		PASS	

Radiated Spurious Emission

LTE Band 2

LTE Band 2 / 20MHz / QPSK									
Channel	Frequency (MHz)	EIRP (dBm)	Limit (dBm)	Over Limit (dB)	SPA Reading (dBm)	S.G. Power (dBm)	TX Cable loss (dB)	TX Antenna Gain (dBi)	Polarization (H/V)
Low	3702	-35.37	-13	-22.37	-56.79	-46.29	1.64	12.56	H
	5553	-49.37	-13	-36.37	-75.05	-60.58	2.00	13.21	H
	7404	-45.31	-13	-32.31	-74.34	-54.05	2.42	11.15	H
	9255	-39.05	-13	-26.05	-70.79	-48.09	2.71	11.75	H
	11106	-34.32	-13	-21.32	-66.03	-42.34	2.99	11.01	H
	12957	-29.16	-13	-16.16	-64.41	-39.23	3.26	13.33	H
	14808	-37.12	-13	-24.12	-72.87	-45.93	3.47	12.29	H
	3702	-42.59	-13	-29.59	-63.37	-53.51	1.64	12.56	V
	5553	-49.85	-13	-36.85	-76.26	-61.06	2.00	13.21	V
	7404	-46.16	-13	-33.16	-75.31	-54.90	2.42	11.15	V
	9255	-40.96	-13	-27.96	-72.51	-50.00	2.71	11.75	V
	11106	-36.23	-13	-23.23	-68.52	-44.25	2.99	11.01	V
	12957	-35.86	-13	-22.86	-70.35	-45.93	3.26	13.33	V
	14808	-36.15	-13	-23.15	-74.38	-44.96	3.47	12.29	V

LTE Band 2 / 20MHz / QPSK									
Channel	Frequency (MHz)	EIRP (dBm)	Limit (dBm)	Over Limit (dB)	SPA Reading (dBm)	S.G. Power (dBm)	TX Cable loss (dB)	TX Antenna Gain (dBi)	Polarization (H/V)
Middle	3742	-35.40	-13	-22.40	-56.91	-46.34	1.65	12.59	H
	5613	-49.81	-13	-36.81	-75.67	-61.02	2.01	13.22	H
	7484	-45.02	-13	-32.02	-74.24	-53.61	2.44	11.03	H
	9355	-39.69	-13	-26.69	-71.63	-48.65	2.72	11.69	H
	11226	-34.66	-13	-21.66	-66.5	-42.78	3.01	11.13	H
	13097	-32.00	-13	-19.00	-67.51	-41.93	3.28	13.20	H
	3742	-42.74	-13	-29.74	-63.66	-53.68	1.65	12.59	V
	5613	-50.01	-13	-37.01	-76.41	-61.22	2.01	13.22	V
	7484	-46.00	-13	-33.00	-74.96	-54.59	2.44	11.03	V
	9355	-40.39	-13	-27.39	-72.07	-49.35	2.72	11.69	V
	11226	-36.69	-13	-23.69	-69.16	-44.81	3.01	11.13	V
	13097	-37.62	-13	-24.62	-72.47	-47.55	3.28	13.20	V

LTE Band 2 / 20MHz / QPSK									
Channel	Frequency (MHz)	EIRP (dBm)	Limit (dBm)	Over Limit (dB)	SPA Reading (dBm)	S.G. Power (dBm)	TX Cable loss (dB)	TX Antenna Gain (dBi)	Polarization (H/V)
High	3782	-36.40	-13	-23.40	-58.05	-47.37	1.66	12.63	H
	5673	-47.80	-13	-34.80	-73.91	-59.01	2.03	13.23	H
	7564	-44.40	-13	-31.40	-73.82	-52.95	2.45	11.00	H
	9455	-37.94	-13	-24.94	-69.73	-46.83	2.74	11.63	H
	11346	-34.33	-13	-21.33	-66.32	-42.54	3.03	11.25	H
	13237	-30.85	-13	-17.85	-66.6	-40.62	3.29	13.06	H
	3782	-43.30	-13	-30.30	-64.4	-54.27	1.66	12.63	V
	5673	-49.56	-13	-36.56	-76.12	-60.77	2.03	13.23	V
	7564	-46.44	-13	-33.44	-75.15	-54.99	2.45	11.00	V
	9455	-40.02	-13	-27.02	-71.61	-48.91	2.74	11.63	V
	11346	-34.01	-13	-21.01	-66.68	-42.22	3.03	11.25	V
	13237	-38.12	-13	-25.12	-73.38	-47.89	3.29	13.06	V

Remark: Spurious emissions within 30-1000MHz were found more than 20dB below limit line.

LTE Band 4

LTE Band 4 / 20MHz / QPSK									
Channel	Frequency (MHz)	EIRP (dBm)	Limit (dBm)	Over Limit (dB)	SPA Reading (dBm)	S.G. Power (dBm)	TX Cable loss (dB)	TX Antenna Gain (dBi)	Polarization (H/V)
Low	3458	-47.87	-13	-34.87	-66.93	-58.57	1.60	12.30	H
	5187	-47.33	-13	-34.33	-71.97	-58.09	2.07	12.82	H
	6916	-46.84	-13	-33.84	-74.93	-56.42	2.31	11.88	H
	8645	-39.65	-13	-26.65	-69.97	-48.93	2.62	11.90	H
	10374	-37.34	-13	-24.34	-68.3	-45.62	2.82	11.10	H
	12103	-37.30	-13	-24.30	-71.3	-46.99	3.12	12.81	H
	3458	-54.01	-13	-41.01	-72.87	-64.71	1.60	12.30	V
	5187	-50.34	-13	-37.34	-75.82	-61.10	2.07	12.82	V
	6916	-47.29	-13	-34.29	-75.75	-56.87	2.31	11.88	V
	8645	-42.02	-13	-29.02	-72.55	-51.30	2.62	11.90	V
	10374	-38.17	-13	-25.17	-69.26	-46.45	2.82	11.10	V
	12103	-38.95	-13	-25.95	-73.3	-48.64	3.12	12.81	V

LTE Band 4 / 20MHz / QPSK									
Channel	Frequency (MHz)	EIRP (dBm)	Limit (dBm)	Over Limit (dB)	SPA Reading (dBm)	S.G. Power (dBm)	TX Cable loss (dB)	TX Antenna Gain (dBi)	Polarization (H/V)
	3483	-43.64	-13	-30.64	-63.02	-54.39	1.61	12.36	H
	5224.5	-48.27	-13	-35.27	-73.1	-59.08	2.06	12.87	H
	6966	-46.93	-13	-33.93	-75.27	-56.45	2.31	11.83	H
	8707.5	-41.57	-13	-28.57	-72.06	-50.84	2.63	11.90	H
	10449	-38.28	-13	-25.28	-69.14	-46.51	2.81	11.04	H
	12190.5	-37.96	-13	-24.96	-72.02	-47.81	3.13	12.98	H
Middle	3483	-51.48	-13	-38.48	-70.66	-62.23	1.61	12.36	V
	5224.5	-50.07	-13	-37.07	-75.7	-60.88	2.06	12.87	V
	6966	-46.83	-13	-33.83	-75.37	-56.35	2.31	11.83	V
	8707.5	-43.19	-13	-30.19	-73.87	-52.46	2.63	11.90	V
	10449	-37.86	-13	-24.86	-68.94	-46.09	2.81	11.04	V
	12190.5	-39.81	-13	-26.81	-74.06	-49.66	3.13	12.98	V
	13932	-38.35	-13	-25.35	-74.01	-47.33	3.30	12.28	V

LTE Band 4 / 20MHz / QPSK									
Channel	Frequency (MHz)	EIRP (dBm)	Limit (dBm)	Over Limit (dB)	SPA Reading (dBm)	S.G. Power (dBm)	TX Cable loss (dB)	TX Antenna Gain (dBi)	Polarization (H/V)
High	3508	-47.23	-13	-34.23	-66.93	-58.03	1.61	12.41	H
	5262	-47.89	-13	-34.89	-72.86	-58.76	2.05	12.91	H
	7016	-45.99	-13	-32.99	-74.6	-55.44	2.32	11.77	H
	8770	-40.14	-13	-27.14	-70.81	-49.40	2.64	11.90	H
	10524	-38.61	-13	-25.61	-69.49	-46.79	2.82	11.00	H
	12278	-38.55	-13	-25.55	-72.71	-48.57	3.14	13.16	H
	3508	-52.61	-13	-39.61	-72.07	-63.41	1.61	12.41	V
	5262	-49.91	-13	-36.91	-75.62	-60.78	2.05	12.91	V
	7016	-47.08	-13	-34.08	-75.72	-56.53	2.32	11.77	V
	8770	-41.54	-13	-28.54	-72.36	-50.80	2.64	11.90	V
	10524	-40.49	-13	-27.49	-71.65	-48.67	2.82	11.00	V
	12278	-40.12	-13	-27.12	-74.29	-50.14	3.14	13.16	V

Remark: Spurious emissions within 30-1000MHz were found more than 20dB below limit line.

LTE Band 5

LTE Band 5 / 10MHz / QPSK									
Channel	Frequency (MHz)	EIRP (dBm)	Limit (dBm)	Over Limit (dB)	SPA Reading (dBm)	S.G. Power (dBm)	TX Cable loss (dB)	TX Antenna Gain (dBi)	Polarization (H/V)
Low	1658	-62.62	-13	-49.62	-74.13	-67.98	1.10	8.61	H
	2487	-58.62	-13	-45.62	-74.71	-65.70	1.35	10.58	H
	3316	-56.17	-13	-43.17	-74.86	-64.42	1.56	11.96	H
	4145	-53.68	-13	-40.68	-75.96	-62.55	1.72	12.74	H
	1658	-63.14	-13	-50.14	-74.02	-68.50	1.10	8.61	V
	2487	-59.09	-13	-46.09	-74.71	-66.17	1.35	10.58	V
	3316	-56.49	-13	-43.49	-74.93	-64.74	1.56	11.96	V
	4145	-53.68	-13	-40.68	-75.64	-62.55	1.72	12.74	V
Middle	1664	-61.12	-13	-48.12	-72.64	-66.50	1.10	8.62	H
	2496	-58.17	-13	-45.17	-74.2	-65.26	1.35	10.59	H
	3328	-56.28	-13	-43.28	-74.91	-64.56	1.56	11.99	H
	4160	-53.56	-13	-40.56	-75.88	-62.42	1.73	12.74	H
	1664	-62.58	-13	-49.58	-73.49	-67.96	1.10	8.62	V
	2496	-58.88	-13	-45.88	-74.46	-65.97	1.35	10.59	V
	3328	-56.76	-13	-43.76	-75.15	-65.04	1.56	11.99	V
	4160	-53.98	-13	-40.98	-76	-62.84	1.73	12.74	V
High	1679	-60.33	-13	-47.33	-71.89	-65.75	1.10	8.67	H
	2518.5	-58.67	-13	-45.67	-74.69	-65.79	1.35	10.62	H
	3358	-56.52	-13	-43.52	-75.02	-64.86	1.57	12.06	H
	4197.5	-52.97	-13	-39.97	-75.43	-61.80	1.74	12.72	H
	1679	-62.42	-13	-49.42	-73.38	-67.84	1.10	8.67	V
	2518.5	-58.63	-13	-45.63	-74.28	-65.75	1.35	10.62	V
	3358	-56.61	-13	-43.61	-74.89	-64.95	1.57	12.06	V
	4197.5	-53.37	-13	-40.37	-75.58	-62.20	1.74	12.72	V

Remark: Spurious emissions within 30-1000MHz were found more than 20dB below limit line.

LTE Band 7

LTE Band 7 / 20MHz / QPSK									
Channel	Frequency (MHz)	EIRP (dBm)	Limit (dBm)	Over Limit (dB)	SPA Reading (dBm)	S.G. Power (dBm)	TX Cable loss (dB)	TX Antenna Gain (dBi)	Polarization (H/V)
Low	5002	-50.86	-25	-25.86	-74.09	-61.35	2.11	12.60	H
	7503	-39.76	-25	-14.76	-69.05	-48.32	2.44	11.00	H
	10004	-41.24	-25	-16.24	-72.63	-49.80	2.84	11.40	H
	12505	-39.66	-25	-14.66	-74.02	-50.10	3.16	13.60	H
	5002	-52.30	-25	-27.30	-76.28	-62.79	2.11	12.60	V
	7503	-43.26	-25	-18.26	-72.19	-51.82	2.44	11.00	V
	10004	-43.12	-25	-18.12	-74.24	-51.68	2.84	11.40	V
	12505	-40.14	-25	-15.14	-74.07	-50.58	3.16	13.60	V
Middle	5052	-52.57	-25	-27.57	-76.19	-63.13	2.10	12.66	H
	7578	-40.96	-25	-15.96	-70.41	-49.51	2.45	11.00	H
	10104	-40.91	-25	-15.91	-72.15	-49.39	2.83	11.32	H
	12630	-39.83	-25	-14.83	-74.44	-50.16	3.19	13.52	H
	5052	-52.04	-25	-27.04	-76.43	-62.60	2.10	12.66	V
	7578	-43.55	-25	-18.55	-72.18	-52.10	2.45	11.00	V
	10104	-43.41	-25	-18.41	-74.49	-51.89	2.83	11.32	V
	12630	-40.56	-25	-15.56	-74.64	-50.89	3.19	13.52	V

LTE Band 7 / 20MHz / QPSK									
Channel	Frequency (MHz)	EIRP (dBm)	Limit (dBm)	Over Limit (dB)	SPA Reading (dBm)	S.G. Power (dBm)	TX Cable loss (dB)	TX Antenna Gain (dBi)	Polarization (H/V)
High	5102	-52.01	-25	-27.01	-76.03	-62.65	2.09	12.72	H
	7653	-41.70	-25	-16.70	-71.14	-50.23	2.47	11.00	H
	10204	-40.82	-25	-15.82	-71.94	-49.23	2.83	11.24	H
	12755	-39.57	-25	-14.57	-74.41	-49.80	3.22	13.45	H
	5102	-51.17	-25	-26.17	-75.98	-61.81	2.09	12.72	V
	7653	-43.96	-25	-18.96	-72.52	-52.49	2.47	11.00	V
	10204	-42.49	-25	-17.49	-73.56	-50.90	2.83	11.24	V
	12755	-40.02	-25	-15.02	-74.25	-50.25	3.22	13.45	V

Remark: Spurious emissions within 30-1000MHz were found more than 20dB below limit line.

LTE Band 12

LTE Band 12 / 10MHz / QPSK									
Channel	Frequency (MHz)	EIRP (dBm)	Limit (dBm)	Over Limit (dB)	SPA Reading (dBm)	S.G. Power (dBm)	TX Cable loss (dB)	TX Antenna Gain (dBi)	Polarization (H/V)
Low	1417	-58.85	-13.00	-45.85	-71.09	-63.38	1.02	7.70	H
	2125.5	-52.07	-13.00	-39.07	-68.12	-58.61	1.24	9.93	H
	2834	-56.83	-13.00	-43.83	-74.32	-64.25	1.43	11.00	H
	3542.5	-54.81	-13.00	-41.81	-75.03	-63.48	1.62	12.43	H
	1417	-57.51	-13.00	-44.51	-69.01	-62.04	1.02	7.70	V
	2125.5	-56.70	-13.00	-43.70	-72.51	-63.24	1.24	9.93	V
	2834	-56.97	-13.00	-43.97	-74.11	-64.39	1.43	11.00	V
	3542.5	-55.32	-13.00	-42.32	-75.10	-63.99	1.62	12.43	V
Middle	1424	-58.83	-13.00	-45.83	-71.04	-63.39	1.02	7.74	H
	2136	-54.84	-13.00	-41.84	-71.05	-61.39	1.24	9.94	H
	2848	-57.37	-13.00	-44.37	-74.92	-64.80	1.43	11.02	H
	3560	-54.72	-13.00	-41.72	-75.20	-63.40	1.62	12.45	H
	1424	-58.51	-13.00	-45.51	-69.98	-63.07	1.02	7.74	V
	2136	-57.04	-13.00	-44.04	-73.03	-63.59	1.24	9.94	V
	2848	-57.31	-13.00	-44.31	-74.52	-64.74	1.43	11.02	V
	3560	-55.28	-13.00	-42.28	-75.23	-63.96	1.62	12.45	V

LTE Band 12 / 10MHz / QPSK									
Channel	Frequency (MHz)	EIRP (dBm)	Limit (dBm)	Over Limit (dB)	SPA Reading (dBm)	S.G. Power (dBm)	TX Cable loss (dB)	TX Antenna Gain (dBi)	Polarization (H/V)
High	1431	-56.41	-13.00	-43.41	-68.60	-61.00	1.03	7.77	H
	2146.5	-50.37	-13.00	-37.37	-66.75	-56.94	1.24	9.96	H
	2862	-57.26	-13.00	-44.26	-74.85	-64.71	1.44	11.03	H
	3577.5	-54.02	-13.00	-41.02	-74.76	-62.71	1.62	12.46	H
	1431	-56.96	-13.00	-43.96	-68.41	-61.55	1.03	7.77	V
	2146.5	-56.06	-13.00	-43.06	-72.23	-62.63	1.24	9.96	V
	2862	-57.39	-13.00	-44.39	-74.65	-64.84	1.44	11.03	V
	3577.5	-54.79	-13.00	-41.79	-74.90	-63.48	1.62	12.46	V

Remark: Spurious emissions within 30-1000MHz were found more than 20dB below limit line.

LTE Band 13

LTE Band 13 / 10MHz / QPSK									
Channel	Frequency (MHz)	EIRP (dBm)	Limit (dBm)	Over Limit (dB)	SPA Reading (dBm)	S.G. Power (dBm)	TX Cable loss (dB)	TX Antenna Gain (dBi)	Polarization (H/V)
Middle	1564	-62.18	-42.15	-20.03	-73.74	-67.27	1.07	8.30	H
	2346	-58.11	-13	-45.11	-74.71	-64.98	1.30	10.32	H
	3128	-56.45	-13	-43.45	-75.25	-64.30	1.51	11.51	H
	3910	-53.98	-13	-40.98	-75.77	-62.88	1.68	12.73	H
	1564	-62.76	-42.15	-20.61	1564.00	-67.85	1.07	8.30	V
	2346	-58.30	-13	-45.30	2346.00	-65.17	1.30	10.32	V
	3128	-56.71	-13	-43.71	3128.00	-64.56	1.51	11.51	V
	3910	-54.28	-13	-41.28	3910.00	-63.18	1.68	12.73	V

LTE Band 13 / 5MHz / QPSK									
Channel	Frequency (MHz)	EIRP (dBm)	Limit (dBm)	Over Limit (dB)	SPA Reading (dBm)	S.G. Power (dBm)	TX Cable loss (dB)	TX Antenna Gain (dBi)	Polarization (H/V)
Low	1559	-62.18	-42.15	-20.03	-73.77	-67.25	1.07	8.29	H
	2338.5	-58.00	-13	-45.00	-74.63	-64.86	1.30	10.31	H
	3118	-56.44	-13	-43.44	-75.18	-64.27	1.50	11.48	H
	3897.5	-54.04	-13	-41.04	-75.83	-62.93	1.67	12.72	H
	1559	-62.95	-42.15	-20.80	-73.80	-68.02	1.07	8.29	V
	2338.5	-58.28	-13	-45.28	-74.66	-65.14	1.30	10.31	V
	3118	-56.64	-13	-43.64	-75.11	-64.47	1.50	11.48	V
	3897.5	-54.19	-13	-41.19	-75.46	-63.08	1.67	12.72	V

LTE Band 13 / 5MHz / QPSK									
Channel	Frequency (MHz)	EIRP (dBm)	Limit (dBm)	Over Limit (dB)	SPA Reading (dBm)	S.G. Power (dBm)	TX Cable loss (dB)	TX Antenna Gain (dBi)	Polarization (H/V)
Middle	1564	-62.00	-42.15	-19.85	-73.56	-67.09	1.07	8.30	H
	2346	-57.75	-13	-44.75	-74.35	-64.62	1.30	10.32	H
	3128	-56.41	-13	-43.41	-75.21	-64.26	1.51	11.51	H
	3910	-53.94	-13	-40.94	-75.73	-62.84	1.68	12.73	H
	1564	-63.02	-42.15	-20.87	-73.84	-68.11	1.07	8.30	V
	2346	-58.29	-13	-45.29	-74.63	-65.16	1.30	10.32	V
	3128	-56.70	-13	-43.70	-75.22	-64.55	1.51	11.51	V
	3910	-54.07	-13	-41.07	-75.35	-62.97	1.68	12.73	V
High	1569	-62.10	-42.15	-19.95	-73.63	-67.20	1.07	8.32	H
	2353.5	-58.08	-13	-45.08	-74.64	-64.96	1.31	10.34	H
	3138	-56.45	-13	-43.45	-75.29	-64.32	1.51	11.53	H
	3922.5	-52.77	-13	-39.77	-75.29	-61.68	1.68	12.74	H
	1569	-62.94	-42.15	-20.79	-73.74	-68.04	1.07	8.32	V
	2353.5	-58.38	-13	-45.38	-74.67	-65.26	1.31	10.34	V
	3138	-56.54	-13	-43.54	-75.10	-64.41	1.51	11.53	V
	3922.5	-54.43	-13	-41.43	-75.72	-63.34	1.68	12.74	V

Remark: Spurious emissions within 30-1000MHz were found more than 20dB below limit line.

LTE Band 17

LTE Band 17 / 10MHz / QPSK									
Channel	Frequency (MHz)	EIRP (dBm)	Limit (dBm)	Over Limit (dB)	SPA Reading (dBm)	S.G. Power (dBm)	TX Cable loss (dB)	TX Antenna Gain (dBi)	Polarization (H/V)
Low	1427	-57.30	-13.00	-44.30	-69.51	-61.88	1.02	7.75	H
	2140.5	-57.78	-13.00	-44.78	-74.06	-64.34	1.24	9.95	H
	2854	-57.08	-13.00	-44.08	-74.65	-64.52	1.43	11.02	H
	1427	-56.77	-13.00	-43.77	-68.23	-61.35	1.02	7.75	V
	2140.5	-58.39	-13.00	-45.39	-74.46	-64.95	1.24	9.95	V
	2854	-57.68	-13.00	-44.68	-74.92	-65.12	1.43	11.02	V
Middle	1429	-57.72	-13.00	-44.72	-69.92	-62.30	1.02	7.76	H
	2143.5	-55.13	-13.00	-42.13	-71.46	-61.69	1.24	9.96	H
	2858	-57.42	-13.00	-44.42	-75.00	-64.86	1.44	11.03	H
	1429	-56.66	-13.00	-43.66	-68.12	-61.24	1.02	7.76	V
	2143.5	-55.03	-13.00	-42.03	-71.15	-61.59	1.24	9.96	V
	2858	-57.70	-13.00	-44.70	-74.95	-65.14	1.44	11.03	V
High	1431	-57.32	-13.00	-44.32	-69.51	-61.91	1.03	7.77	H
	2146.5	-55.46	-13.00	-42.46	-71.84	-62.03	1.24	9.96	H
	2862	-57.34	-13.00	-44.34	-74.93	-64.79	1.44	11.03	H
	1431	-57.44	-13.00	-44.44	-68.89	-62.03	1.03	7.77	V
	2146.5	-55.70	-13.00	-42.70	-71.87	-62.27	1.24	9.96	V
	2862	-57.74	-13.00	-44.74	-75.00	-65.19	1.44	11.03	V

Remark: Spurious emissions within 30-1000MHz were found more than 20dB below limit line.

LTE Band 25

LTE Band 25 / 20MHz / QPSK									
Channel	Frequency (MHz)	EIRP (dBm)	Limit (dBm)	Over Limit (dB)	SPA Reading (dBm)	S.G. Power (dBm)	TX Cable loss (dB)	TX Antenna Gain (dBi)	Polarization (H/V)
Low	3702	-34.17	-13	-21.17	-55.59	-45.09	1.64	12.56	H
	5553	-48.55	-13	-35.55	-74.23	-59.76	2.00	13.21	H
	7404	-44.94	-13	-31.94	-73.97	-53.68	2.42	11.15	H
	9255	-37.42	-13	-24.42	-69.16	-46.46	2.71	11.75	H
	11106	-34.41	-13	-21.41	-66.12	-42.43	2.99	11.01	H
	12957	-28.21	-13	-15.21	-63.46	-38.28	3.26	13.33	H
	3702	-41.76	-13	-28.76	-62.54	-52.68	1.64	12.56	V
	5553	-49.21	-13	-36.21	-75.62	-60.42	2.00	13.21	V
	7404	-45.75	-13	-32.75	-74.9	-54.49	2.42	11.15	V
	9255	-38.36	-13	-25.36	-69.91	-47.4	2.71	11.75	V
	11106	-36.90	-13	-23.90	-69.19	-44.92	2.99	11.01	V
	12957	-36.44	-13	-23.44	-70.93	-46.51	3.26	13.33	V

LTE Band 25 / 20MHz / QPSK									
Channel	Frequency (MHz)	EIRP (dBm)	Limit (dBm)	Over Limit (dB)	SPA Reading (dBm)	S.G. Power (dBm)	TX Cable loss (dB)	TX Antenna Gain (dBi)	Polarization (H/V)
Middle	3742	-34.49	-13	-21.49	-56	-45.43	1.65	12.59	H
	5613	-49.71	-13	-36.71	-75.57	-60.92	2.01	13.22	H
	7484	-45.29	-13	-32.29	-74.51	-53.88	2.44	11.03	H
	9355	-39.11	-13	-26.11	-71.05	-48.07	2.72	11.69	H
	11226	-35.96	-13	-22.96	-67.8	-44.08	3.01	11.13	H
	13097	-31.71	-13	-18.71	-67.22	-41.64	3.28	13.20	H
	3742	-40.79	-13	-27.79	-61.71	-51.73	1.65	12.59	V
	5613	-50.05	-13	-37.05	-76.45	-61.26	2.01	13.22	V
	7484	-45.90	-13	-32.90	-74.86	-54.49	2.44	11.03	V
	9355	-40.00	-13	-27.00	-71.68	-48.96	2.72	11.69	V
	11226	-36.85	-13	-23.85	-69.32	-44.97	3.01	11.13	V
	13097	-38.32	-13	-25.32	-73.17	-48.25	3.28	13.20	V

LTE Band 25 / 20MHz / QPSK									
Channel	Frequency (MHz)	EIRP (dBm)	Limit (dBm)	Over Limit (dB)	SPA Reading (dBm)	S.G. Power (dBm)	TX Cable loss (dB)	TX Antenna Gain (dBi)	Polarization (H/V)
High	3792	-33.73	-13	-20.73	-55.42	-44.71	1.66	12.63	H
	5688	-48.59	-13	-35.59	-74.78	-59.8	2.03	13.24	H
	7584	-44.39	-13	-31.39	-73.86	-52.93	2.46	11.00	H
	9480	-38.52	-13	-25.52	-70.23	-47.39	2.75	11.61	H
	11376	-36.08	-13	-23.08	-68.1	-44.32	3.04	11.28	H
	13272	-32.56	-13	-19.56	-68.36	-42.3	3.29	13.03	H
	3792	-40.51	-13	-27.51	-61.66	-51.49	1.66	12.63	V
	5688	-49.01	-13	-36.01	-75.61	-60.22	2.03	13.24	V
	7584	-46.25	-13	-33.25	-74.88	-54.79	2.46	11.00	V
	9480	-38.75	-13	-25.75	-70.3	-47.62	2.75	11.61	V
	11376	-36.24	-13	-23.24	-68.96	-44.48	3.04	11.28	V
	13272	-38.05	-13	-25.05	-73.41	-47.79	3.29	13.03	V

Remark: Spurious emissions within 30-1000MHz were found more than 20dB below limit line.

LTE Band 26

LTE Band 26 / 15MHz / QPSK									
Channel	Frequency (MHz)	EIRP (dBm)	Limit (dBm)	Over Limit (dB)	SPA Reading (dBm)	S.G. Power (dBm)	TX Cable loss (dB)	TX Antenna Gain (dBi)	Polarization (H/V)
Low	1649.5	-58.76	-13	-45.76	-70.25	-64.09	1.09	8.58	H
	2474.25	-58.24	-13	-45.24	-74.34	-65.30	1.34	10.55	H
	3299	-56.21	-13	-43.21	-74.98	-64.42	1.55	11.92	H
	4123.75	-53.72	-13	-40.72	-75.94	-62.60	1.72	12.75	H
	1649.5	-61.77	-13	-48.77	-72.62	-67.10	1.09	8.58	V
	2474.25	-58.96	-13	-45.96	-74.65	-66.02	1.34	10.55	V
	3299	-56.43	-13	-43.43	-74.94	-64.64	1.55	11.92	V
	4123.75	-54.09	-13	-41.09	-75.96	-62.97	1.72	12.75	V
Middle	1659.5	-61.18	-13	-48.18	-72.69	-66.54	1.10	8.61	H
	2489.25	-57.66	-13	-44.66	-73.71	-64.74	1.35	10.58	H
	3319	-56.47	-13	-43.47	-75.14	-64.73	1.56	11.97	H
	4148.75	-53.47	-13	-40.47	-75.75	-62.34	1.73	12.74	H
	1659.5	-61.98	-13	-48.98	-72.87	-67.34	1.10	8.61	V
	2489.25	-56.66	-13	-43.66	-72.28	-63.74	1.35	10.58	V
	3319	-56.47	-13	-43.47	-74.94	-64.73	1.56	11.97	V
	4148.75	-54.05	-13	-41.05	-76.02	-62.92	1.73	12.74	V
High	1669.5	-59.86	-13	-46.86	-71.4	-65.25	1.10	8.64	H
	2504.25	-57.38	-13	-44.38	-73.39	-64.48	1.35	10.60	H
	3339	-56.56	-13	-43.56	-75.14	-64.86	1.56	12.01	H
	4173.75	-53.84	-13	-40.84	-76.21	-62.69	1.73	12.73	H
	1669.5	-62.13	-13	-49.13	-73.06	-67.52	1.10	8.64	V
	2504.25	-57.08	-13	-44.08	-72.66	-64.18	1.35	10.60	V
	3339	-56.69	-13	-43.69	-75.31	-64.99	1.56	12.01	V
	4173.75	-54.08	-13	-41.08	-76.17	-62.93	1.73	12.73	V

Remark: Spurious emissions within 30-1000MHz were found more than 20dB below limit line.

LTE Band 38

LTE Band 38 / 20MHz / QPSK									
Channel	Frequency (MHz)	EIRP (dBm)	Limit (dBm)	Over Limit (dB)	SPA Reading (dBm)	S.G. Power (dBm)	TX Cable loss (dB)	TX Antenna Gain (dBi)	Polarization (H/V)
Low	5160	-51.95	-25	-26.95	-76.39	-62.67	2.07	12.79	H
	7740	-45.54	-25	-20.54	-74.92	-54.06	2.48	11.00	H
	10320	-43.15	-25	-18.15	-74.16	-51.47	2.82	11.14	H
	12900	-39.33	-25	-14.33	-74.49	-49.44	3.25	13.36	H
	5160	-51.09	-25	-26.09	-76.35	-61.81	2.07	12.79	V
	7740	-46.42	-25	-21.42	-75	-54.94	2.48	11.00	V
	10320	-43.32	-25	-18.32	-74.41	-51.64	2.82	11.14	V
	12900	-39.72	-25	-14.72	-74.16	-49.83	3.25	13.36	V
Middle	5172	-51.56	-25	-26.56	-76.08	-62.30	2.07	12.81	H
	7758	-43.73	-25	-18.73	-73.1	-52.24	2.49	11.00	H
	10344	-42.62	-25	-17.62	-73.6	-50.93	2.82	11.12	H
	12930	-39.13	-25	-14.13	-74.33	-49.22	3.25	13.34	H
	5172	-50.91	-25	-25.91	-76.26	-61.65	2.07	12.81	V
	7758	-45.89	-25	-20.89	-74.48	-54.40	2.49	11.00	V
	10344	-42.54	-25	-17.54	-73.63	-50.85	2.82	11.12	V
	12930	-40.02	-25	-15.02	-74.48	-50.11	3.25	13.34	V

LTE Band 38 / 20MHz / QPSK									
Channel	Frequency (MHz)	EIRP (dBm)	Limit (dBm)	Over Limit (dB)	SPA Reading (dBm)	S.G. Power (dBm)	TX Cable loss (dB)	TX Antenna Gain (dBi)	Polarization (H/V)
High	5202	-51.58	-25	-26.58	-76.33	-62.36	2.06	12.84	H
	7803	-44.88	-25	-19.88	-74.26	-53.39	2.49	11.00	H
	10404	-41.84	-25	-16.84	-72.77	-50.10	2.82	11.08	H
	13005	-38.68	-25	-13.68	-74.04	-48.70	3.27	13.30	H
	5202	-50.87	-25	-25.87	-76.45	-61.65	2.06	12.84	V
	7803	-46.14	-25	-21.14	-74.77	-54.65	2.49	11.00	V
	10404	-42.53	-25	-17.53	-73.62	-50.79	2.82	11.08	V
	13005	-39.80	-25	-14.80	-74.37	-49.82	3.27	13.30	V

Remark: Spurious emissions within 30-1000MHz were found more than 20dB below limit line.

LTE Band 41

LTE Band 41 / 20MHz / QPSK									
Channel	Frequency (MHz)	EIRP (dBm)	Limit (dBm)	Over Limit (dB)	SPA Reading (dBm)	S.G. Power (dBm)	TX Cable loss (dB)	TX Antenna Gain (dBi)	Polarization (H/V)
Low	5012	-52.04	-25	-27.04	-75.35	-62.55	2.11	12.61	H
	7518	-42.02	-25	-17.02	-71.34	-50.58	2.44	11.00	H
	10024	-38.36	-25	-13.36	-69.71	-46.90	2.84	11.38	H
	12530	-39.67	-25	-14.67	-74.07	-50.09	3.17	13.58	H
	15036	-34.64	-25	-9.64	-71.22	-44.30	3.47	13.12	H
	5012	-52.09	-25	-27.09	-76.14	-62.60	2.11	12.61	V
	7518	-44.75	-25	-19.75	-73.61	-53.31	2.44	11.00	V
	10024	-42.04	-25	-17.04	-73.15	-50.58	2.84	11.38	V
	12530	-40.13	-25	-15.13	-74.08	-50.55	3.17	13.58	V
	15036	-34.68	-25	-9.68	-73.63	-44.34	3.47	13.12	V
Middle	5186	-50.66	-25	-25.66	-75.3	-61.42	2.07	12.82	H
	7779	-44.53	-25	-19.53	-73.9	-53.04	2.49	11.00	H
	10372	-38.49	-25	-13.49	-69.45	-46.77	2.82	11.10	H
	12965	-39.08	-25	-14.08	-74.36	-49.14	3.26	13.32	H
	5186	-50.19	-25	-25.19	-26.19	-60.95	2.07	12.82	V
	7779	-45.97	-25	-20.97	-21.97	-54.48	2.49	11.00	V
	10372	-38.21	-25	-13.21	-14.21	-46.49	2.82	11.10	V
	12965	-39.84	-25	-14.84	-15.84	-49.90	3.26	13.32	V

LTE Band 41 / 20MHz / QPSK									
Channel	Frequency (MHz)	EIRP (dBm)	Limit (dBm)	Over Limit (dB)	SPA Reading (dBm)	S.G. Power (dBm)	TX Cable loss (dB)	TX Antenna Gain (dBi)	Polarization (H/V)
High	5360	-51.13	-25	-26.13	-76.42	-62.14	2.02	13.03	H
	8040	-43.97	-25	-18.97	-74.85	-52.51	2.54	11.07	H
	10720	-42.08	-25	-17.08	-73.23	-50.16	2.88	10.96	H
	13400	-38.28	-25	-13.28	-74.29	-47.88	3.30	12.90	H
	5360	-50.67	-25	-25.67	-76.54	-61.68	2.02	13.03	V
	8040	-44.75	-25	-19.75	-74.47	-53.29	2.54	11.07	V
	10720	-41.44	-25	-16.44	-72.97	-49.52	2.88	10.96	V
	13400	-38.79	-25	-13.79	-74.53	-48.39	3.30	12.90	V

Remark: Spurious emissions within 30-1000MHz were found more than 20dB below limit line.

LTE Band 66

LTE Band 66 / 20MHz / QPSK									
Channel	Frequency (MHz)	EIRP (dBm)	Limit (dBm)	Over Limit (dB)	SPA Reading (dBm)	S.G. Power (dBm)	TX Cable loss (dB)	TX Antenna Gain (dBi)	Polarization (H/V)
	3422	-48.84	-13	-35.84	-67.45	-59.46	1.59	12.21	H
	5133	-48.37	-13	-35.37	-72.61	-59.05	2.08	12.76	H
	6844	-47.66	-13	-34.66	-75.38	-57.32	2.30	11.96	H
	8555	-39.61	-13	-26.61	-69.32	-48.89	2.62	11.90	H
	10266	-40.47	-13	-27.47	-71.52	-48.83	2.82	11.19	H
	11977	-36.42	-13	-23.42	-70.24	-45.86	3.11	12.54	H
Low	3422	-54.18	-13	-41.18	-72.59	-64.80	1.59	12.21	V
	5133	-50.61	-13	-37.61	-75.65	-61.29	2.08	12.76	V
	6844	-47.04	-13	-34.04	-75.37	-56.70	2.30	11.96	V
	8555	-42.13	-13	-29.13	-72.36	-51.41	2.62	11.90	V
	10266	-41.43	-13	-28.43	-72.49	-49.79	2.82	11.19	V
	11977	-38.68	-13	-25.68	-73.06	-48.12	3.11	12.54	V

LTE Band 66 / 20MHz / QPSK									
Channel	Frequency (MHz)	EIRP (dBm)	Limit (dBm)	Over Limit (dB)	SPA Reading (dBm)	S.G. Power (dBm)	TX Cable loss (dB)	TX Antenna Gain (dBi)	Polarization (H/V)
Middle	3472	-44.60	-13	-31.60	-63.8	-55.33	1.60	12.33	H
	5208	-47.69	-13	-34.69	-72.46	-58.48	2.06	12.85	H
	6944	-47.39	-13	-34.39	-75.63	-56.93	2.31	11.86	H
	8680	-44.47	-13	-31.47	-74.9	-53.74	2.63	11.90	H
	10416	-36.56	-13	-23.56	-69.15	-44.81	2.82	11.07	H
	12152	-35.20	-13	-22.20	-70.61	-44.98	3.13	12.90	H
	13888	-35.20	-13	-22.20	-70.72	-44.23	3.30	12.33	H
	3472	-51.66	-13	-38.66	-70.66	-62.39	1.60	12.33	V
	5208	-49.78	-13	-36.78	-75.37	-60.57	2.06	12.85	V
	6944	-47.12	-13	-34.12	-75.63	-56.66	2.31	11.86	V
	8680	-45.44	-13	-32.44	-76.06	-54.71	2.63	11.90	V
	10416	-39.85	-13	-26.85	-70.93	-48.10	2.82	11.07	V
	12152	-38.82	-13	-25.82	-73.12	-48.60	3.13	12.90	V
	13888	-38.49	-13	-25.49	-74.22	-47.52	3.30	12.33	V

LTE Band 66 / 20MHz / QPSK									
Channel	Frequency (MHz)	EIRP (dBm)	Limit (dBm)	Over Limit (dB)	SPA Reading (dBm)	S.G. Power (dBm)	TX Cable loss (dB)	TX Antenna Gain (dBi)	Polarization (H/V)
High	3522	-47.25	-13	-34.25	-67.16	-58.05	1.61	12.42	H
	5283	-44.77	-13	-31.77	-69.82	-55.67	2.04	12.94	H
	7044	-46.01	-13	-33.01	-74.76	-55.41	2.33	11.73	H
	8805	-38.43	-13	-25.43	-69.2	-47.69	2.64	11.90	H
	10566	-38.88	-13	-25.88	-69.82	-47.04	2.83	10.99	H
	12327	-35.62	-13	-22.62	-69.81	-45.73	3.14	13.25	H
	3522	-52.69	-13	-39.69	-72.28	-63.49	1.61	12.42	V
	5283	-48.94	-13	-35.94	-74.69	-59.84	2.04	12.94	V
	7044	-46.55	-13	-33.55	-75.27	-55.95	2.33	11.73	V
	8805	-40.76	-13	-27.76	-71.67	-50.02	2.64	11.90	V
	10566	-40.41	-13	-27.41	-71.65	-48.57	2.83	10.99	V
	12327	-38.43	-13	-25.43	-72.53	-48.54	3.14	13.25	V

Remark: Spurious emissions within 30-1000MHz were found more than 20dB below limit line.